



KANSAS CITY

CHIEFS


2003 MEDIA GUIDE



Celebrating Kansas City's
Pro Football Hall of Famers



*Lee Jeans and the Chiefs
Two Kansas City traditions.*



*Lee Jeans.
Based in KC
since 1917.*

*Buddy Lee
and Lee Jeans
Hometown Proud.*

www.leejeans.com



More publications available at:

www.retroseasons.com/library/

TABLE OF CONTENTS

All-Time Honors	402-406
Arrowhead's Football Tradition	312
Arrowhead Stadium	310-311
Assistant Coaches, Chiefs All-Time	364-366
Attendance Information	306
Awards	
Derrick Thomas Award	408
Ed Block Courage Award	410
Mack Lee Hill Award	407
NFL Man of the Year	402, 410
Big Yardage Days	473-474
Biographies	
Assistant Coaches	20-39
Chiefs Hall of Famers	393-400
Draft Choices, 2003	219-227
Football Staff	43
Front Office	45-47
Hunt, Clark	6
Hunt, Lamar	4-5
Peterson, Carl	7-10
Player Personnel	40-42
Pro Football Hall of Famers	389-392
Public Relations	48
Recently Retired (MarvCUS Patton)	215-218
Rookie Free Agents	228-229
Steadman, Jack	6
Stiles, Lynn	11-12
Thum, Dennis	11
Vermell, Dick	13-19
Veteran Players	57-214
Watley, Dennis	12
Chiefs Career Leaders	466-470
Defensive Scores, All-Time	456-457
Directory, Chiefs	2-3
Hall of Fame	
Chiefs	393-400
Chiefs in Missouri Sports	410
Chiefs in College Football	391
Lamar Hunt, All-Time	410
Chiefs in Pro Football	389-392
Head Coaches, Chiefs All-Time	262
History	
Chiefs History	257-261
Draft Choices, All-Time	369-375
Homes of the Chiefs	310
Uniform	342-343
Important Dates, 2003-04	44
Index of Selected Charts and Boxes	484
Last Time	475-476
Longest Plays, Chiefs All-Time	471-472
Pro Bowl, Chiefs in	401
Pronunciation Guide	32
Public Relations and Media Policies	49
Radio Network Announcers/Affiliates	54
Rankings, NFL by Yardage, 1971-2002	464
Records, Chiefs	
Individual, Regular Season	411-424
Individual, Postseason	438-441
Opponent, Regular Season	437
Opponent, Postseason	444
Team, Regular Season	424-437
Team, Postseason	441-443

Results	
AFC/NFC Championship Games	481-482
American Bowls	309
Chiefs Game Summaries, 2002	241-256
Chiefs Home/Away	307
Chiefs All-Time	263-305
Chiefs All-Time By Stadium	313
Chiefs vs. AFC West	307
Chiefs vs. NFL	314-320
Monday Night Football	308
NFL Postseason, 2002	479
Other Primetime Contests	308
Overtime	308
Playoffs, All-Time	321
Playoff Game Summaries	322-341
Super Bowls	483
Retired Jerseys	409
Rosters	
AFL Team, All-Time	406
Alphabetical, All-Time	344-355
By Colleges, All-Time	356
Numerical, All-Time	357-364
Chiefs, 2003	230-232
Chiefs in Other Pro Leagues	385-386
Practice Squad, All-Time	367-368
Schedules	
Chiefs, 2003	Outside Back Cover
Chiefs Future Opponents, 2004-09	480
NFL, 2003	477-479
Strength of, 2003	480
Shutouts, All-Time	458
Special Teams Scores, All-Time	457-458
Standings	
AFL, 1960-69	296-305
NFL, 1970-02	263-295
Starters	
All-Time	263-305
All-Time Game-by-Game QBs	378-389
All-Time Starting QBs	376-384
Game-By-Game, 2002	238
Statistics	
Defense and Special Teams, 2002	234
Individual, All-Time, Season	263-305
Individual, Season, 2002	233-234
Individual, Game-By-Game, 2002	239-240
Individual Leaders, Year-by-Year	460-463
Player Participation, 2002	239
Preseason, 2002	235
Team, All-Time, Season	263-305
Team, Game-By-Game, 2002	237-238
Team, Season, 2002	233
Team, Year-by-Year	464-465
Top Performances, Chiefs	445-450
Top Performances, Opponents	451-455
Triple-Threat Chiefs	459
Two Point Conversions, All-Time	459
Turnovers, Year-by-Year	465

ON THE COVER



The cover of the 2003 Kansas City Chiefs Media Guide celebrates Kansas City's Pro Football Hall of Famers, including 2003 enshrinees Hank Stram and Marcus Allen, whose tenures in the Red and Gold were defined by an unquenchable competitive spirit, as well as an unprecedented level of class and professionalism. These very same qualities epitomize why the bronze bust of six other individuals who are primarily associated with the Chiefs franchise are on display in Canton, Ohio. (Hall of Famers Mary Levy, Joe Montana and Mike Webster also spent portions of their distinguished careers in Kansas City, but are enshrined in Canton based primarily on their contributions to other franchises.) Whether it was forging an identity for a new team and a new league as the only three-time champions of the American Football League or establishing a new era of excellence in the '90s, all of these Hall of Fame enshrinees have played an integral role in creating the illustrious history of the Chiefs franchise and in shaping the game of football itself. Local artist Jerry Hirt has artistically hand-tinted an image of Allen (Hank Young photo) and has colorized a previously black and white image of Stram (Rod Hanna photo) and combined them with busts courtesy of the Hall of Fame to salute the achievements and triumphs of this illustrious group. Cover concept by Pete Moris of the Chiefs. Design and illustration by Jerry Hirt.

KANSAS CITY CHIEFS DIRECTORY

ADMINISTRATIVE OFFICE

One Arrowhead Drive
Kansas City, MO 64129
(816) 920-9300

www.kcchiefs.com

TRAINING CAMP

U. of Wisconsin-River Falls
River Falls, WI 54022
(715) 425-4580

Founder Lamar Hunt
Chairman of the Board Jack Steadman
Vice Chairman of the Board Clark Hunt

ADMINISTRATION

President/General Manager and Chief Executive Officer Carl Peterson
Executive Vice President/Assistant General Manager Dennis Thum
Vice President of Football Operations/Player Personnel Lynn Stiles
Senior Vice President Dennis Watley
Secretary/Legal Jim Seigfried
Manager of Player Compensation Duane Bailey
Executive Secretaries Georgeann Henry, Carol Modean,
Nadine Steffen, Karla Wilcox

COACHING STAFF

Head Coach Dick Vermeil
Director of Football Administration Mike White
Assistant Head Coach/Offensive Coordinator Al Saunders
Defensive Coordinator Greg Robinson
Assistant Defensive Backs Vernon Dean
Assistant Offensive Line Irv Eatman
Special Teams Frank Ganzs, Jr.
Defensive Backs Peter Giunta
Defensive Line Carl Hairston
Strength & Conditioning Jeff Hurd
Wide Receivers Charlie Joiner
Defensive Line Bob Karmelowicz
Assistant Strength and Conditioning Billy Long
Tight Ends Keith Rowen
Running Backs James Saxon
Quarterbacks Terry Shea
Offensive Line Mike Solari
Offensive Assistant Jason Verduzzo
Linebackers Joe Vitt
Defensive Assistant/Quality Control Darvin Wallis
Coaching Secretaries Debbie Brents, Suzette Cox, Ann Roach

MEDICAL STAFF

Head Athletic Trainer Dave Kendall
Assistant Trainers Bud Epps, Keith Abrams
Team Physicians Dr. Jon Browne, Dr. Cris Barnthouse,
Dr. Joseph Brewer, Dr. Mike Monaco

EQUIPMENT

Equipment Manager Mike Davidson
Assistant Equipment Managers Allen Wright, Chris Shropshire

VIDEO

Director of Video Operations Mike Portz
Video Assistants Todd Weger, Andrew Hearne

PLAYER PERSONNEL

Vice President of Pro Personnel Bill Kuharich
Pro Personnel Assistant Jeffrey Foster
Pro/College Scout Jim Criner
Administrative Assistant Lisa Siebern
Director of College Scouting Chuck Cook
Regional Scout/Scouting Coordinator Bruce Lemmerman
National Scout Don Gregory
Area Scouts John Bonaventura, Cornell Gowdy, Matt Littlefield, Greg Olejack
Scouting Administrator/Football Operations Mitch LaPoint
Administrative Assistant Mary Redmond

PLAYER DEVELOPMENT

Director of Player Development Lamonte Winston
Player Programs Coordinator/Security Specialist Les Pico
Player Programs Assistant Terrance Gray

PUBLIC RELATIONS

Director of Public Relations Bob Moore
Associate Director of Public Relations Pete Morris
Manager of Public Information and Media Services Morgan Shaw
Publications Coordinator Patrick Herb
Research Coordinator Brad Kuhbänder

COMMUNITY RELATIONS

Director of Community Relations	Brenda Sniezek
Community Relations Coordinator	Chuck Castellano
Community Relations Assistant	Janet Feltham

FINANCE

Treasurer/Director of Finance	Dale Young
Manager of Accounting	Larry Clemmons
Personnel and Benefits Manager	LeAnne Shireman
Staff Accountant	Sherri Lathrop
Accounting Clerk	Kim Rutter
Administrative Assistant	Pam Johnson

INFORMATION SYSTEMS

Director of Information Systems	Richard McOsker
Information Systems Manager	Bob Stirtor
Project Managers	James Bartlett, Mike Welch, Mark Williams
Programmer	Brent Barnes

SALES & MARKETING

Vice President of Sales and Marketing	Wallace Bennett
Director of Corporate Sponsorship Sales	Anita Bailey
Director of Sales	Gary Spani
Sales Manager	Peter Schwartz
Sales Executive	Charles Musech
Manager of Game Production/Cheerleaders	Donna Scott
Manager of Media Production	Sheldon Mickey
Manager of Internet Services	Lance Brown
Sponsorship Sales Managers	James Buckman, Kelly Mason
Mascot Coordinator	Dan Meers
Sales Coordinator	Teri Swetnam
Group Coordinator	Brooke Adriance
Graphic Design and Advertising Coordinator	Melanie Ando
Sponsorship Coordinators	Emilie Foster, Steve Garvey
Administrative Assistants	Christina Ewing, Kelly Jauernig, Mia McCoy

TICKET OPERATIONS

Director of Ticket Operations	Doug Hopkins
Manager of Customer Services	Leslie Cromwell
Coordinator of Ticket Services	Jeff Gordon
Customer Service Representatives	Jennifer Kane, Rebecca Wilkes

SPECIAL EVENTS

Director of Special Events	Julie Dorn
Manager of Special Events	Annette Coyne

STADIUM OPERATIONS

Director of Stadium Operations	Steve Schneider
Manager Stadium Systems	Ron Bachtel
Sports Field Manager	Andre Bruce
Maintenance Manager	Steve Cox
Manager of Security	Gene Barr
Construction/Repair Manager	Jim Loges
Stadium Operations Personnel Manager	Heather Coleman
Assistant Groundskeepers	Scott Martin, Doug Schallenberg
Groundskeeping Staff	Randy Baker, Terry Lee, Ryan Verness
Operations Staff	Jack Bagby, Lisa Brown, Mike Brown, Gary Cooper, Don Edmondson, Kevin Gray, Jim Heard, Craig Hitchcock, Doug Morgan, Greg Organ, Pete Penland, Don Shook, Kenny Smith, Danny Thoman, Shane Vittengal
Security Officers	Marty Brashear, Rich Mesar, Don Ostrander, Mark Robertson, Steve Weissman
Courier	Brian Sloan
Project Cost Coordinator	Tonya Idel
Administrative Assistant	Stephanie Hain
Receptionist	Cyndi Sloan

DEVELOPMENT

Director of Development	Ken Blume
Pavilion and Wolfpack Club Sales/Volunteer Programs Coordinator	Jayne Hallerman
Pavilion Operations Coordinator	Bob Newell
Administrative Assistant	Paula Gregory

CREDITS

The 2003 Kansas City Chiefs Media Guide is published by the team's public relations department - Bob Moore, Director. Designed, written and edited by Pete Moris - Associate Director, Patrick Herb - Publications Coordinator and Brad Kubbander - Research Coordinator. Editorial assistance provided by Moore, Morgan Shaw, Brenda Sniezek, Chuck Castellano, Bob Gretz, Mitch Hultius, Ted Stafford and Danielle Mongeon. Special thanks to Saleem Choudhry and the staff of the Pro Football Hall of Fame, Santo Labombarda and the crew at Elias Sports Bureau, Steve Alic of the NFL, as well as Nick Stamm and the troops at Stats, Inc. Additional research provided by Joe Cronin, John Turney, as well as numerous past Chiefs PR staffers and others where noted. Photography by Hank Young, Chiefs Team Photographer. Additional photos courtesy of the Pro Football Hall of Fame. Composition, and layout by Herb on a Quicksilver G4 Macintosh using QuarkXPress. Additional art, dividers and "metallic" header graphics by Jerry Hirt. Printed by Kingston Printing of Lawrence, Kansas - Sales and Marketing Manager, Rich Yergovich. Thanks to all for their many hours devoted to this project.

- Pete Moris, Editor

Patrick Herb & Brad Kubbander, Associate Editors



Lamar
HUNT
Founder



The Chiefs will be commemorating the accomplishments of all of their Pro Football Hall of Fame enshrinees this season. Appropriately, the man spearheading the celebration will be Chiefs Founder Lamar Hunt. Those festivities commence in Canton, Ohio where Hank Stram and Marcus Allen will become the Chiefs newest Hall of Fame enshrinees and will continue when Kansas City and Green Bay meet in the 2003 Hall of Fame Game — a rematch of Super Bowl I. Perhaps no one appreciates the historical significance of that contest or of the Hall of Fame Weekend ceremonies more than Hunt.

Beginning his 44th year of involvement with the game of professional football in 2003, Hunt was the first figure from the American Football League to be enshrined into the Hall of Fame as a member of the Class of '72, a remarkable feat considering he became involved in pro football just 13 years earlier. As the organizer of the American Football League, Hunt brought together the whimsically-named "Foolish Club" comprised of the eight original AFL owners in '59 and helped the fledgling league take foot on the field for the '60 season.

On June 8th of '66, the AFL-NFL merger was announced by NFL Commissioner Pete Rozelle and on January 15th of '67, Hunt's Kansas City Chiefs were participating in the inaugural Super Bowl. Hunt's continuing efforts have long been recognized as having an important role in the design, ongoing development and direction of the modern-day National Football League.

Whether it was serving as the driving force behind the formation of the American Football League in late '59, playing a pivotal role in the AFL-NFL merger in the '60s, or overseeing many crucial issues concerning pro football and the Chiefs franchise during the past four decades, there is little question that few individuals have helped positively change the face of America's favorite game as much as Hunt. As the founder of the AFL, he helped pave the way for much of the modern growth of professional football. Possibly the greatest tribute to his contributions to the sport was the naming by the league of the Lamar Hunt Trophy, which is presented annually to the champion of the American Football Conference.

As the Founder of the Chiefs franchise, Hunt helped provide Kansas City with a team that became the winningest in the 10-year history of the AFL and earned spots in two of the first four Super Bowls, climaxed by winning the '69 World Championship in Super Bowl IV. In honor of the 30th anniversary of the Chiefs victory in Super Bowl IV, Hunt was chosen to perform the official coin toss for Super Bowl XXXIV between St. Louis and Tennessee. Ironically, the winning coach that day was current Chiefs head coach Dick Vermeil.

During the summer and fall of '59, Hunt helped make pro football history by organizing the American Football League, which included his Dallas Texans franchise. After three years, the team moved to Kansas City, where the organization begins its 41st season in 2003. The early days of the AFL were problem-filled but Hunt saw his Texans achieve on-field success. In '62, the Texans won the AFL Championship with a double-overtime victory over the Houston Oilers, the first of three titles won by the Texans/Chiefs during the league's 10-year existence. The team repeated as champions in both '66 and '69. By winning the '66 AFL title, the Chiefs earned the right to play in the first Super Bowl against the NFL Champion Green Bay Packers. Three years later, the Chiefs claimed Kansas City's first major sports championship by defeating the Minnesota Vikings in Super Bowl IV.

In the late '60s, Hunt was deeply involved in the development of Arrowhead Stadium, a facility which celebrated its 30th Anniversary Season in 2001. Still considered among the finest venues in the world in which to view a sporting event, Arrowhead has hosted numerous major non-NFL sporting events in recent years, most notably a 2001 Men's World Cup Qualifier (U.S.A. vs. Costa Rica), the 2000 Big 12 Conference Football Championship Game (Oklahoma vs. Kansas State), the 2000 Eddie Robinson Classic (Kansas State vs. Iowa) and a 2000 Women's Nike Cup Match (U.S.A. vs. Canada). Arrowhead has also hosted the 2002 Eddie Robinson Classic (Florida State vs. Iowa State). In 2002 a game between Northwest Missouri State and Pittsburg State at Arrowhead drew 26,695 fans, the highest attendance ever for an NCAA Division II football game. This year, Arrowhead will be the site for a rematch of that contest, as well as the 2003 Big 12 Conference Football Championship Game.

Hunt has been a continuing leader in the game and few individuals have helped shape the sport more than this quiet Texan. In addition to being a principal negotiator in the merger of the AFL and NFL in the late '60s, he was a contributor to the design of the NFL playoff format. He is credited with accidentally putting the name "Super Bowl" on the NFL's championship game — the name coming from his children's toy "Super Ball." In '82, Hunt was singled out by the NFL Alumni Association to receive the prestigious Leather Helmet Award and in February of '93, he received the Francis J. "Reds" Bagnell Award from the Maxwell Football Club for continuing positive contributions to the game. For many years, he was a persistent advocate of the two-point conversion option for pro football — an old

college and AFL rule that was finally adopted by the NFL in '94. In 2000, along with Chiefs President, General Manager and CEO Carl Peterson, Hunt earned the distinction of becoming just the fourth Owner/General Manager combination to preside over a franchise for all 10 years of a 100-win decade as Kansas City compiled a stellar 102-58 (.638) regular season record from '90-99.

In 2002, Hunt led the commemoration of the franchise's 40th Anniversary Season in Kansas City. Beginning as a member of the American Football League playing in old Municipal Stadium, the Chiefs have become a vibrant part of the Kansas City community and today's National Football League thanks to the unprecedented support provided by the team's legions of loyal supporters. Today, the Home of the Chiefs — Arrowhead Stadium — is a place which truly embodies the spirit and the passion of one of the most energetic fan bases in all of sports.

A year-round sports fan, Hunt is involved in several additional athletic ventures. He is one of the founding investors in the six-time World Champion Chicago Bulls of the National Basketball Association, while the Hunt family also serves as the operator of three franchises in Major League Soccer, now in its eighth season of operation. The Hunt family oversees the operations of the Kansas City Wizards, the Dallas Burn and the Columbus Crew, who play in America's pre-eminent outdoor soccer facility, the beautiful 22,555-seat Crew Stadium. The Hunt family now prizes 11 different championship rings from four different professional sports leagues (AFL/NFL, MLS, NBA and NASL). The family's football championship litany includes a Super Bowl IV ring from '69 Chiefs, as well as AFL title rings from the '62 Dallas Texans and '66 Chiefs.

Appropriately nicknamed "Games" during his childhood, Hunt's love of sports ventures has been his true lifeblood, an enthusiasm which has transcended his involvement in numerous athletic entities. Over 30 years ago, the Hunts were involved in the development of both the North American Soccer League and a tennis promotion company, World Championship Tennis. Both of those organizations are no longer in operation; however, in an unusual twist, Hunt's involvement in these ventures resulted years later in his induction into the respective Halls of Fame of both United States Soccer (located in Oneonta, New York) in '82 and International Tennis (located in Newport, Rhode Island) in '93. He has also been honored in the state Sports Halls of Fame of both Missouri ('95) and Texas ('84). In addition, Hunt was also inducted into the Texas Business Hall of Fame in '97. Two years later, *Soccer America Magazine* named Hunt one of its "25 Most Influential People" after the 89-year-old U.S. Open Cup was renamed the "Lamar Hunt U.S. Open Cup" and he received the U.S. Soccer Federation Hall of Fame Medal of Honor.

As President of the American Football Conference, Hunt is a working member of several prominent NFL committees, including current service on the Finance and Business Ventures committees.

Hunt was born on August 2, 1932 in El Dorado, Arkansas and graduated from SMU with a B.S. in Geology in '56. While at SMU, he was a three-year reserve end on the Varsity Football Team. He and his wife, Norma, have four children, Lamar, Jr., Sharron Munson, Clark and Daniel, as well as 11 grandchildren. Together, the entire Hunt family shares a great enthusiasm for the Chiefs "Red and Gold."

THE HUNT FAMILY



The Hunt family poses around a photo of the Jackson County Sports Complex in full Chiefs gameday splendor. (Left to right) Sharron Munson, Lamar, Jr., Lamar, Clark, and Daniel.



Jack W.
STEADMAN
Chairman of the Board



In 2003, the Kansas City Chiefs began their 44th season as a pro football franchise under the leadership of Jack Steadman, Chairman of the Board. A recognized leader among pro football administrators, Steadman has structured the Chiefs organization to meet the challenges brought about by growth of the business of pro football over the years. Steadman can look with pride at a list of accomplishments the organization has achieved since moving from Dallas for the beginning of the '63 season in the old AFL.

It was Steadman who conceived the idea of building the dual Harry S Truman Sports Complex, which houses Arrowhead and Kauffman Stadiums. The complex is recognized as the finest of its kind in the world. Steadman was promoted from General Manager to Executive V.P. and General Manager in '66; in August of '76 he was named President of the Chiefs; and in '89 was named Chairman of the Board.

After establishing himself as an innovative, successful business man with the Chiefs, Steadman later joined Lamar Hunt in the development of Worlds of Fun, a 165-acre family entertainment complex which opened in '73. In '82, HME Entertainment, Inc., completed the 60-acre family water recreation park, Oceans of Fun. In '95, Worlds of Fun and Oceans of Fun were sold to Cedar Fair.

In addition to serving as Chairman of the Chiefs and Hunt Midwest Enterprises, Inc., which owns Hunt Midwest Mining, a limestone rock mining company, and Hunt Midwest Real Estate Development Company, an underground and surface real estate development firm in the Kansas City International Foreign-Trade Zone, he also serves as the Chairman of the NFL Employees Benefit Committee.

Steadman is a tireless worker and organizer in many civic and service projects. He is past Chairman, President and Campaign Chairman of the Heart of America United Way and past President of the Chamber of Commerce of Greater Kansas City. He is a past Chairman and Board Member of the Private Industry Council as well as the Full Employment Council. He serves as a director of the American Royal Association and the Starlight Theatre Association. Steadman also serves as an Advisory Trustee for Midwest Research Institute and is a past member of the Civic Council. In '88 he was honored by the Chamber of Commerce of Greater Kansas City as the "Kansas Citizen of the Year."

Steadman, who was born September 14, 1928, grew up in Warrenville, Ill., and in Dallas. He attended Baylor University and received his B.A. in Business Administration from Southern Methodist University. Steadman and his wife, Judy, reside in Mission Hills, Kansas.



Clark K.
HUNT
Vice Chairman of the Board



In recent years, Clark Hunt has taken an active role in overseeing the Hunt family's long-standing interest in the Kansas City Chiefs football franchise.

The 38-year-old Hunt currently serves as the club's Vice Chairman of the Board, representing the Hunt family at board and NFL meetings, as well as team management sessions. At the league level, Hunt serves on the Board of Trustees of the Bert Bell/Pete Rozelle NFL Player Retirement Plan, the NFL Player Second Career Savings Plan, the NFL Player Supplemental/Disability Plan and the NFL Player Annuity Program.

Hunt is also a founding investor-operator of the 10-team Major League Soccer, which includes the 2000 MLS Champion Kansas City Wizards. In that role, Hunt serves as Chairman of the eight-year old league's Finance Committee and is a member of the league's Labor Committee and Board of Governors. He also has chaired the MLS Competition Committee since the league's inception, helping design and implement all facets of the league's rules of competition.

In addition to his responsibilities with the family's sports franchises, Hunt serves as Chief Executive Officer of Shoreline Management Group, LLLP, a diversified consulting firm. Through Shoreline, Hunt provides advisory services to a diverse group of companies in the sports, entertainment, and financial services industries. He began his business career as an analyst with Goldman Sachs & Company in New York and Los Angeles.

Hunt graduated first in his class at Southern Methodist University in '87, earning a degree in Business Administration with a concentration in Finance. He was a two-time recipient of the university's highest academic accolade, the Provost Award for Outstanding Scholar. A four-year letterman on the Mustangs nationally-ranked soccer squad, Hunt earned first-team Academic All-American honors as a junior and senior and also served as a Tri-Captain his final season.

Hunt is a Trustee of the St. Mark's School of Texas and a member of the school's investment committee for its endowment. He was born on February 19, 1965 in Dallas, Texas and graduated from the St. Mark's School of Dallas in '83. Hunt and his wife, Tavia, have two children; Gracelyn and Knobel.



Carl D.
PETERSON
President/GM/CEO



Celebrating his 15th season as the Chiefs top executive in 2003, no individual is more qualified, more prepared or more enthusiastic about leading Kansas City's NFL franchise in today's pro football landscape than team President, General Manager and Chief Executive Officer, Carl Peterson.

Peterson unquestionably serves as the driving force of the organization and is regarded as the person most responsible for the club's return to prominence both on and off the field during the past 14 years.

On January 12th of 2001, Peterson made perhaps his boldest move to date as Kansas City's President, luring Dick Vermeil — who guided the '99 St. Louis Rams to a victory in Super Bowl XXXIV — out of retirement to guide the Chiefs on-field fortunes, marking the first time Kansas City has boasted a Super Bowl champion head coach since the days of Hank Stram.

For the third time in his football career, Peterson has joined forces with Vermeil and current Chiefs Vice President of Football Operations/Player Personnel, Lynn Stiles to form a true gridiron trinity. Peterson, Vermeil and Stiles were all together for UCLA's '76 Rose Bowl Championship, as well as the Philadelphia Eagles berth in Super Bowl XV in January of '81.

At UCLA from '74-75, Peterson served as receivers coach and administrative assistant to the head coach, working with Vermeil. When Vermeil was named head coach of the Philadelphia Eagles in '76, Peterson served as the club's receivers and tight ends coach, as well as the administrative assistant to the head coach, and then served as Director of Player Personnel from '77-82.

"When Lamar Hunt and his family gave me an opportunity to run this franchise, there was only one person on my mind that I wanted to be head coach of the Kansas City Chiefs . . . Dick Vermeil. He turned me down in '89, but I got him in 2001," Peterson observed. "I've had one goal since I came here and I know that Dick now shares that goal with me. That goal is to hand the trophy that bears Lamar Hunt's name (AFC Championship trophy) to him at the conclusion of the season. I think we have the right man to accomplish that goal."

Peterson has a history of guiding the Chiefs in the right direction since coming to Mid-America. He has not only transformed the Chiefs into a model NFL organization, but has also built the franchise into one of pro sport's finest and most respected entities. When Peterson took over the Chiefs, the franchise had been struggling, on the field and off, and was without any kind of national presence. Simply put, the club's reversal of fortunes under Peterson since that time have been dramatic.

Under his continued guidance, the club maintains one of the most loyal national fan followings and strongest season ticket bases of any professional sports team and boasts individual season-ticket accounts from an astonishing 45 different states and the District of Columbia. Regarded as having one of the best and loudest game-day atmospheres in the entire league, the Chiefs have sold out 100 consecutive contests at Arrowhead — including four postseason games — a streak which dates back to the club's '91 home opener.

The Chiefs consistently fill the NFL's third-largest stadium, despite operating in the league's fifth-smallest market. In 2002, Kansas City enjoyed a combined preseason and regular season paid home attendance of 772,419. In addition, over one million fans witnessed the Chiefs compete in regular season action at home and on the road for the 13th consecutive season.

Despite his many accomplishments in steering the overall fortunes of the franchise, at his essence, Peterson still remains a quintessential football man. During the decade of the '90s, few teams could match the level of success exhibited on the playing field by the Chiefs. From '90-99, Kansas City posted a stellar 102-58 (.638) record, making Kansas City just one of seven teams in NFL history to record 100 or more wins over the course of a single decade. Even more impressive was the fact that Chiefs Founder Lamar Hunt and Peterson became just the fourth Owner/General Manager tandem to preside over a team for all 10 years of a 100-win decade.

Peterson obtained another rare distinction during the 2000 campaign by getting his 200th career regular season win of his 21-year tenure as a professional football executive with the NFL's Chiefs and Eagles, as well as the USFL's Stars. That 200th victory also marked the 600th regular season contest in the storied history of the Chiefs franchise.

Dating back to '77 when he first served as the Director of Player Personnel for the Eagles, teams whose personnel operations have been overseen by Peterson have produced a 219-135-2 (.618) mark. During that 21-season span — which includes tenures with the Eagles, Chiefs and USFL's Stars — his teams have produced 17 winning records and made the playoffs on 14 occasions.

During the '90s, Kansas City finished first or second in the AFC West nine times, made seven playoff appearances, won three AFC West titles and reached the only AFC Championship Game in team history. But one of the proudest achievements during his tenure has been the re-establishment of the unparalleled fan support the club currently enjoys in Kansas City.

Under Peterson's leadership, Kansas City has evolved into a habitually successful franchise. Few teams enjoy a more impressive homefield advantage than the one boasted by the Chiefs at Arrowhead. Dating back to the start of the '95 season, Denver is the AFC only club that has a better home record than the 46-18 (.719) ledger produced by Kansas City at Arrowhead.

During the decade of the '90s, only San Francisco 113-47 (.706) and Buffalo 103-57 (.644) could top the 102-58 (.638) mark established by Kansas City. Over that 10-year span from '90-99, the Chiefs won three AFC West titles ('93, '95 and '97). In '93 the Chiefs captured their first AFC Western Division title since '71 and made their first-ever AFC Championship Game appearance. In both '95 and '97, the Chiefs put together league-best 13-3 records and went undefeated at home.

The team's national popularity has grown tremendously over the past 14 years. Kansas City has been among the NFL leaders in merchandise sales, national-television appearances (62 times, including 20 on ABC's Monday Night Football, the past 11 years) and international game representation ('90 American Bowl vs. the L.A. Rams in Berlin, Germany; '94 American Bowl vs. Minnesota in Tokyo, Japan; '96 American Bowl vs. Dallas in Monterrey, Mexico and '98 American Bowl vs. Green Bay in Tokyo, Japan).

"Under Carl's leadership, the Chiefs have achieved a high level of respect as one of the leaders in the NFL," commented Chiefs Founder Lamar Hunt. "This respect has been measured in several principle areas, including development and guidance of a quality organization in every phase - front office, scouting, coaching and team."

The team's football and administrative successes have not gone unnoticed around the league. Several of the team's top coaches and administrators have received promotions to other NFL clubs. Headlining that list of Peterson proteges is former Chiefs Vice President of Player Personnel Terry Bradway, who was named General Manager of the N.Y. Jets in 2001. Bradway spent eight years with Kansas City ('93-00) and also served three years with Peterson ('83-85) in the USFL.

In addition, three former Chiefs staff members are Vice Presidents with other teams (Mark Hatley - Green Bay; Phil Thomas - St. Louis and Phil Youtsey - Carolina), while three former Kansas City assistants currently serve as NFL head coaches with other clubs (Bill Cowher - Pittsburgh; Tony Dungy - Indianapolis and Herman Edwards - N.Y. Jets). "The greatest form of flattery (and respect) is when other teams come after our people," Peterson remarked.

Whether on the field, on the sidelines, or in the front office, the area where Peterson has always truly excelled in is unearthing talent. He and the Chiefs player personnel department have used the college draft, trades and the free agent market to build the club's talent pool. No matter the round, Peterson and his scouting staff have discovered major contributors each year in the draft, including performers such as the late nine-time Pro Bowl LB Derrick Thomas (1st round - '89), retired 2000 Pro Bowl C Tim Grunhard (2nd round - '90), eight-time Pro Bowl G Will Shields (3rd round - '93), former All-Pro G Dave Szott (7th round - '90) and current starting CB Eric Warfield (7th round - '98), just to name a very few.

Peterson's recent first-round resume is also impressive. That list includes starters such as four-time Pro Bowl TE Tony Gonzalez ('97), T John Tait ('99) and S Jerome Woods ('96). After orchestrating the draft day trade to move up to select Gonzalez in '97, Peterson also consummated a deal to jump ahead two positions in the first round of the 2002 draft to tab DT Ryan Sims.

In '93, it was Peterson who consummated the trade with the 49ers that brought Hall of Fame QB Joe Montana to Kansas City. Peterson also made one of the best acquisitions in the history of unrestricted free agency, signing Hall of Fame RB Marcus Allen in '93. Over the years, Peterson's free agent acquisitions have been many, including the Chiefs past eight Most Valuable Players, a list which includes the likes of RB Priest Holmes, who has led the NFL in yards from scrimmage each of the past two seasons. In addition, Peterson continues to explore trade opportunities, such as the ones which landed eight-time Pro Bowl T Willie Roaf in 2002 and QB Trent Green in 2001.

In total, Chiefs players have produced 54 Pro Bowl berths during Peterson's 14-year tenure with the club, 18 more than the club tallied in the 14 years prior to his arrival. Peterson first displayed his knack for discovering and developing young players long before he came to Kansas City, though. His reputation as one of football's top executives began in '77 as Director of Player Personnel of the Eagles, assisting Vermeil and the club to four consecutive playoff appearances and a berth in Super Bowl XV.

After his rapid success in the NFL personnel ranks, Peterson was the man selected to build the Philadelphia Stars when the United States Football League was launched in July of '82. As the franchise's President and GM, he proceeded to assemble the most successful team in the league's three-year existence, capturing the USFL title the final two seasons. The Stars 48-13-1 overall record during regular (41-12-1) and postseason play (7-1) was easily the finest of any USFL club. His efforts were rewarded in '83 and '84, when he was named *The Sporting News*' "USFL Executive of the Year."

A '66 graduate of UCLA, Peterson began his coaching career at two Southern California high schools, Wilson High in '66 and Loyola High in '67-68. He moved to Cal-State at Sonoma in '69, where he was named head coach in '70. He returned to his alma mater in '72, where he served as the Bruins receivers coach under Pepper Rodgers for two years, then remained on the staff as receivers coach and administrative assistant to Vermeil when he became the school's head coach in '74. Following UCLA's Rose Bowl championship in '76, Peterson accompanied Vermeil to the Philadelphia Eagles.

Peterson serves on the National Boards for the Maxwell Football Club and Pop Warner Little Scholars Organization. He serves as the Chairman of the Board of Trustees for Pop Warner and is a member of the International World President's Organization. He also serves on the Board of The Third and Long

Foundation, which was founded by the late Derrick Thomas. The Greater Kansas City Sports Commission presented Peterson with the '98 Special Achievement Award for Professional Athletics.

Other honors Peterson has received include the 2002 Pop Warner Award for Excellence in Athletics, the 2001 Pro Football Executive Award, presented by the All-American Football Foundation and the '98 Maxwell Club Reds Bagwell Award for Outstanding Contributions to the Game of Football. In 2003, he was also inducted into the Long Beach Century Club Hall of Fame. In addition, Peterson serves on the following NFL's Committees: College and Pro Relations, NFL Europe League Working Executives and the NFL Youth Football Funding Board. Spearheaded by the efforts and example of Peterson and his wife, Lori, the Chiefs organization (players, coaches and front office staff) has raised a net of \$8.34 million for local charities since '98.

Peterson grew up in Long Beach, California, and attended both the U.S. Military Academy at West Point and UCLA. He earned his Bachelor of Science degree in Kinesiology from UCLA in '66, a Master's Degree in Kinesiology in '67 and earned a Doctorate in Administration in Higher Education at UCLA in '70. He is married to the former Lori K. Larson of Kansas City, who is a senior associate with H.O.K. Sports Architects. The Petersons make their home in the historic Country Club Plaza district of Kansas City, Missouri. Carl has one daughter Dawn Peterson Curlewis, who lives in Edinburgh with her Scottish-born husband, Graham.

PETERSON'S PRO FOOTBALL FORTUNES

Year	Team	REGULAR SEASON				Division Finish	PLAYOFFS	
		W	L	T	Pct.		W	L
1977	Philadelphia Eagles	5	9	0	.357	T4th NFC East	--	--
1978	Philadelphia Eagles	9	7	0	.563	T1st NFC East	0	1
1979	Philadelphia Eagles	11	5	0	.688	1st NFC East	2	1
1980	Philadelphia Eagles	12	4	0	.750	1st East	2	1
1981	Philadelphia Eagles	10	6	0	.625	2nd NFC East	0	1
1983	Phil. Stars (USFL)	15	3	0	.833	1st Atlantic	1	1
1984	Phil. Stars (USFL)	16	2	0	.889	1st Atlantic	3	0
1985	Baltimore Stars (USFL)	10	7	1	.531	4th East Conf.	3	0
1989	Kansas City Chiefs	8	7	1	.531	2nd AFC West	--	--
1990	Kansas City Chiefs	11	5	0	.688	2nd AFC West	0	1
1991	Kansas City Chiefs	10	6	0	.625	2nd AFC West	1	1
1992	Kansas City Chiefs	10	6	0	.625	2nd AFC West	0	1
1993	Kansas City Chiefs	11	5	0	.688	1st AFC West	2	1
1994	Kansas City Chiefs	9	7	0	.563	2nd AFC West	0	1
1995	Kansas City Chiefs	13	3	0	.813	1st AFC West	0	1
1996	Kansas City Chiefs	9	7	0	.563	2nd AFC West	--	--
1997	Kansas City Chiefs	13	3	0	.813	1st AFC West	0	1
1998	Kansas City Chiefs	7	9	0	.438	4th AFC West	--	--
1999	Kansas City Chiefs	9	7	0	.563	2nd AFC West	--	--
2000	Kansas City Chiefs	7	9	0	.438	3rd AFC West	--	--
2001	Kansas City Chiefs	6	10	0	.375	4th AFC West	--	--
2002	Kansas City Chiefs	8	8	0	.500	4th AFC West	--	--
Pro Totals (21 years)		219	135	2	.618		14	12

Note: Includes all of Peterson's years as a pro football executive in the NFL and USFL.



GEORGEANN HEMRY
EXECUTIVE SECRETARY
CARL PETERSON



CAROL MODEAN
EXECUTIVE SECRETARY
DENNIS WATLEY



NADINE STEFFEN
EXECUTIVE SECRETARY
DENNIS THUM



KARLA WILCOX
EXECUTIVE SECRETARY
JACK STEADMAN

HIGHLIGHTS OF THE PETERSON ERA

December 19, 1988 - Named President, General Manager & Chief Operating Officer by Lamar Hunt.

January 24, 1989 - Peterson hires Marty Schottenheimer as the seventh head coach in Chiefs history.

April 23, 1989 - Peterson selects LB Derrick Thomas from the University of Alabama with the fourth overall selection in the '89 NFL Draft. Thomas goes on to earn nine consecutive Pro Bowl berths and set the franchise's career sack record with 126.5.

January 5, 1990 - Kansas City makes first playoff appearance since '86.

October 7, 1991 - Kansas City hosts its first Monday Night Football game at Arrowhead since '83. The Chiefs defeat the defending AFC Champion Buffalo Bills by a 33-6 margin.



December 28, 1991 - Kansas City defeats the L.A. Raiders 10-6 in the first playoff game ever held at Arrowhead Stadium.

April 20, 1993 - Peterson acquires QB Joe Montana in a trade with the San Francisco 49ers.

June 9, 1993 - Peterson signs RB Marcus Allen as an unrestricted free agent from the L.A. Raiders.

January 2, 1994 - Kansas City clinches its first AFC West title since '71 with a 34-24 win vs. Seattle.

January 23, 1994 - Kansas City plays in the first AFC Championship Game in franchise history, losing a 30-13 decision at Buffalo.

May 1994 - Promoted to Chief Executive Officer of the franchise by Lamar Hunt.

December 24, 1994 - Kansas City qualifies for the playoffs for a fifth consecutive season after a 19-9 win at the L.A. Raiders.

December 24, 1995 - Kansas City defeats Seattle by a 26-3 score as the Chiefs finish the regular season with the best record in team history at 13-3, winning the AFC West title.

December 21, 1997 - Kansas City defeats New Orleans by a 25-13 score as the Chiefs again finish the regular season at 13-3, winning a third AFC West title in five years.

December 5, 1999 - Kansas City claims a 16-10 victory at Denver, marking the franchise's 100th victory during the decade of the '90s and making the Chiefs one of only seven teams in NFL history to register 100 or more wins in a single decade. Marty Schottenheimer is the club's head coach for 93 of those wins. The victory also marks Peterson's 200th win as a pro football executive.



January 2, 2000 - Kansas City leads the NFL in home paid attendance for the sixth consecutive season.



October 2, 2000 - Kansas City defeats Seattle by a 24-17 margin in a Monday Night Football contest at Arrowhead. The game is simulcast to 4,391 fans in Kauffman Stadium, giving the club its largest ever on-site attendance of 82,893 fans.

January 12, 2001 - Peterson hires Dick Vermeil as the ninth head coach in franchise history.

December 22, 2002 - Kansas City extends its streak of regular and postseason sellouts at Arrowhead Stadium to 100 games.



Dennis
THUM

Executive V.P./Asst. General Manager



Dennis Thum, who has played a major role in the Kansas City Chiefs front office the past 30 years, has been the club's Assistant General Manager since '89. In February of '96, he added the role of Executive Vice President to his Assistant GM duties. Thum assists Carl Peterson, the team's President, General Manager and Chiefs Executive Officer, in overseeing the football side of the Chiefs operation.

"Denny Thum is the unsung hero of this organization," noted Peterson. "Without Denny, there are many things we would not have been able to accomplish. He's invaluable to me."

The 51-year-old Thum is heavily involved in the preparation of the entire football budget, is active in the negotiations of all player contracts, monitors the salary cap, and services the coaching staff, player personnel staff, trainers, as well as the club's equipment and video staffs. He is also in charge of all training camp operations and coordinates the team's travel. In a '97 *USA Today* story, Thum was named one of the NFL's top 11 salary cap managers in a poll of league administrators.

Thum held the position of Assistant to the General Manager from '84 to '88, and was promoted to his current position shortly after Peterson's arrival in Kansas City 14 years ago. He served as the club's Director of Accounting in '83 and Chief Accountant in '82. The St. Louis, Missouri native joined the Chiefs as a staff accountant in '74, the same year he graduated from Rockhurst College in Kansas City. Born November 14, 1951, Denny and his wife, Carmen, live in Kansas City, Missouri, with their two daughters, Megan and Lindsay.



Lynn
STILES

V.P. Football Operations/Player Personnel



Lynn Stiles rejoined the Chiefs football family on February 29, 2000 when he was named the club's Vice President of Football Operations. On June 7, 2001 he was promoted by Chiefs President Carl Peterson to the post of Vice President of Football Operations/Player Personnel. Stiles previously served as Kansas City's Vice President of Player Personnel from '92-96.

Stiles returned to the Chiefs organization in 2000 after spending the three previous seasons ('97-99) in St. Louis as that club's Vice President of Football Operations. In St. Louis he played a key role in helping current Chiefs Head Coach Dick Vermeil and the Rams produce a win in Super Bowl XXXIV in '99. He also coached the Rams tight ends in '98-99.

In his expanded role with the Chiefs, Stiles oversees all aspects of the Chiefs player personnel department, including both the team's college and pro scouting efforts. In addition, he also works closely with Lamonte Winston and Kansas City's player development department, which he played an integral role in establishing during his initial tenure with the team. Stiles was also instrumental in the formation of a player development program in St. Louis. He will also continue his work as Vice President of Football Operations, managing various day-to-day football management issues.

Stiles is reunited in Kansas City with Peterson and Vermeil for the third time in his career. The longstanding relationship between this gridiron trinity dates back to UCLA in the '70s. Peterson served as the Bruins receivers coach and administrative assistant from '72-73 under Pepper Rodgers before serving in that same role under Vermeil from '74-75, while Stiles was assistant head coach and defensive coordinator for the Bruins from '70-75. In '75, that trio helped lead the Bruins to a 9-2-1 record, the team's first-ever Pac 8 championship. That season culminated with UCLA's first Rose Bowl appearance in 10 seasons as the Bruins defeated #1 ranked Ohio State.

In '79, Stiles joined forces with Vermeil and Peterson for the second time, this time with the NFL's Philadelphia Eagles. Stiles served as the Eagles tight ends coach and special teams coordinator, while Vermeil was Head Coach and Peterson served as the Eagles Director of Player Personnel. Philadelphia produced a franchise-best 12-4 record in '80 as the Eagles claimed the NFC Championship and advanced to Super Bowl XV.

ADMINISTRATION

Entering his 24th NFL season in 2003, the 61-year-old Stiles has been a member of four Super Bowl teams, including that Super Bowl XV berth with the '80 Eagles. Stiles earned championship rings from three of those Super Bowl appearances (XXIII and XXIV with San Francisco, XXXIV with St. Louis). In total, Stiles has been associated with teams which made six conference championship game appearances and have appeared in 24 overall playoff games.

When Peterson departed to head the USFL's Philadelphia Stars in '82, Stiles became the Eagles Director of Player Personnel from '82-86. During that span Philadelphia acquired Pro Bowl performers such as Reggie White, Randall Cunningham, Seth Joyner, Clyde Simmons and Keith Byars. The Kermitt, Texas native then joined Bill Walsh's coaching staff with the San Francisco 49ers as that club's special teams coach in '87. The next season, the 49ers claimed a 20-16 win over Cincinnati in Super Bowl XXIII. In '89, Stiles was promoted to special teams coordinator and tight ends coach by head coach George Seifert as San Francisco went 14-2 and produced a 55-10 victory over Denver in Super Bowl XXIV. He also served as the team's assistant offensive line coach in '91 before originally joining the Chiefs in '92.

From '76-78, Stiles served as head coach at San Jose State where his squads won two league championships. During his first season with the Spartans, he oversaw the development of QB Steve DeBerg, who was named the Pacific Coast Athletic Conference MVP in his only year of major college football. A two-time All-Nevada selection as a prep player at Reno High School, Stiles enjoyed a stellar collegiate career at the University of Utah playing guard and linebacker, earning All-Academic and All-Conference honors, in addition to a berth in the All-American Bowl after his senior season in '62. He embarked on his coaching career at his alma mater in '63 when his roommate was Seifert. Stiles also served as an assistant at Iowa from '64-69 before joining the staff at UCLA in '70.

Stiles and his wife, Marigene reside in Leawood, Kansas. They have four children - daughters Staci and Tiffany and sons Shon and Blake, in addition to two grandchildren.



Dennis Watley, now in his 14th year with the Chiefs, was promoted to the post of Senior Vice President in March of '99 after serving three years as the club's Vice President of Administration. Watley oversees the team's sales, marketing, advertising, promotions, data processing, development and stadium operations of the Chiefs and the Kansas City Wizards soccer team.

He joined the club in '90 as Director of Sales and Marketing and was promoted to Vice President of Marketing in '95 and Vice President of Administration in '96. Under Watley's direction, the Chiefs have become a model for all pro sports franchises in virtually every area. Ideas originating in Kansas City in the '90s have become standard operating procedure for many teams in the NFL.

Kansas City has become a consistent AFC attendance leader and has led the entire NFL in home attendance six of the past nine seasons. Last year, the Chiefs extended their string of consecutive regular season and playoff sellouts at Arrowhead Stadium to 100 games. Watley has also been instrumental in developing the club's VIP tent and corporate hospitality areas, including the Pavilion at Arrowhead and the Wolfpack Club, which both opened in 2000.

Over the past 13 seasons, the Chiefs have emerged as one of the best-run franchises in sports, and NFL Commissioner Paul Tagliabue has stated that the Chiefs game production and overall football atmosphere is "the best in the NFL." Watley has also been the driving force in bringing special events to Arrowhead, including the Big 12 Football Championship Game, the Eddie Robinson College Football Classic, as well as numerous prestigious soccer events and concerts.

For 16 years prior to joining the Chiefs, the 55-year-old Watley was employed by National Steel Service Centers, a one-billion-dollar metals distribution company serving eight states in the Midwest. He left National Steel in '85 as President of the Midwest Division and joined D.W. Newcomer's Sons in Kansas City. A native of Kansas City, Missouri, Watley attended William Jewell College on an athletic scholarship, majoring in Business and Marketing, with additional studies in Iowa and Houston, Texas. Dennis and his wife, Carolyn, have four children - Shelby, Lori, Matt and Ellen. The Watleys reside in Lee's Summit, Missouri.



Dick
VERMEIL
Head Coach



17th Year NFL Coach • 3rd with Chiefs

A new crusade was officially initiated on January 12, 2001 when Chiefs President Carl Peterson named Dick Vermeil as the ninth head coach in the 44-year history of the franchise. The 2003 season marks the third year of the Vermeil era in Kansas City as this highly-respected coach continues his quest to return the Chiefs to their winning ways.

Vermeil came to Kansas City when a deal was consummated to end his one-year coaching hiatus after his victory in Super Bowl XXXIV with the St. Louis Rams. Peterson and the Chiefs head coach were finally reunited in Kansas City, bringing full-circle a relationship which dates back 29 years. While some questioned why Vermeil would come out of retirement for a second time, the motivation was crystal clear.

"Personal relationships are motivating to me," Vermeil said upon accepting his third NFL head coaching post. "And that was truly the case in this situation. I really feel this was sort of inevitable. Sooner or later, it was probably going to happen that Carl and I would be back together again, rejoined to initiate a new crusade. Every time we've done it, we've been successful."

Successful, indeed.

If history repeats itself for Peterson and Vermeil in Kansas City, Chiefs fans everywhere could enjoy the results of this latest "crusade." In their two previous collaborations Peterson and Vermeil unquestionably forged a winning combination. While the teams, the years and the uniforms have changed, the commitment and trust shared by this dynamic football duo has never wavered. Whether it was upsetting #1 ranked Ohio State 23-10 in the Rose Bowl following the '75 college season or resurrecting a long-dormant Philadelphia Eagles franchise to claim the '80 NFC Championship and a berth in Super Bowl XV, Peterson and Vermeil's gridiron triumphs have been well-documented.

That strong personal bond and history of past successes easily explains why Vermeil was Peterson's top choice for the Chiefs head coaching job, not only in 2001, but dating back to '89 when Peterson originally came to Kansas City to steer the franchise's fortunes.

"When I came to the Chiefs over 12 years ago, there was only one individual I wanted to hire as the head coach of the Kansas City Chiefs, Dick Vermeil," Peterson observed upon hiring Vermeil. "So it is with a great deal of pleasure that after 12 years I have finally been able to accomplish what I set out to do at that time. I'm not concerned about my bias — and I am biased — but I firmly believe that Dick Vermeil is the premier football coach in the entire National Football League."

Unquestionably one of the finest innovators and motivators the game has ever known, Vermeil's style has truly stood the test of time. Whether it was coaching championship football and swimming teams as a high school coach in California, re-establishing UCLA as a national collegiate powerhouse, or reaching the highest echelon of the pro profession by coaching a club to a Super Bowl championship, there's been virtually no challenge Vermeil hasn't stepped up to during his illustrious career.

Upon his arrival in 2001, Vermeil immediately tackled the task of injecting his competitive fire into the Chiefs and returning the franchise to the success to which it has grown accustomed. The club quickly embraced its new field general and by season's end the results began to show as Kansas City claimed victories in three of its final four games. That momentum carried over to 2002 as the Chiefs boasted the NFL's top scoring offense and remained in postseason contention until the season's final game.

In his third season with Kansas City in 2003, Vermeil will be seeking to pen another third-year success story after guiding Philadelphia and St. Louis to the playoffs in his third campaign with both of those franchises. While the Super Bowl remains the ultimate goal, should Vermeil lead the Chiefs to their first postseason berth since '97, he would become just the fourth coach in league history to take three different teams to the playoffs, joining Chuck Knox (Rams, Bills and Seahawks), Dan Reeves (Broncos, Giants and Falcons) and Bill Parcells (Giants, Patriots and Jets).

Entering the 2003 campaign, Vermeil owns 90 regular season victories, a figure topped by only five other active coaches - Atlanta's Reeves (187), San Diego's Marty Schottenheimer (161), Dallas' Parcells (138), Pittsburgh's Bill Cowher (109) and Seattle's Mike Holmgren (106). Vermeil needs just 10 more wins to join that group and would become the 27th coach in NFL history to reach that milestone.

COACHING CAREER

1959	Del Mar HS (San Jose, CA)	Assistant Coach
1960-62	Hillsdale HS (San Mateo, CA)	Head Coach
1963	San Mateo College	Assistant Coach
1964	Napa Junior College	Head Coach
1965-68	Stanford University	Assistant Coach
1969	L.A. Rams	Special Teams
1970	UCLA	Offensive Coordinator
1971-72	L.A. Rams	Offensive Coordinator/QBs
1973	L.A. Rams	Running Backs/Special Teams
1974-75	UCLA	Head Coach
1976-82	Philadelphia Eagles	Head Coach
1997-99	St. Louis Rams	Head Coach
2001-03	Kansas City Chiefs	Head Coach

COACHES

The national respect for Vermeil truly transcends football. In fact, it eclipses the sports world entirely. In addition to his impressive litany of accomplishments as a coach, he has served as a widely-acclaimed broadcaster and has long been a highly-coveted motivational speaker. Yet even though he is just one of 21 NFL head coaches ever to claim a Super Bowl ring — joining Hank Stram as the only other Chiefs head coach to own that distinction — Vermeil approaches his present challenge with little bravado, much humility and a great appreciation of his players and coaching staff as he continues his quest to become the only head coach in NFL history to lead three separate teams to the Super Bowl.

Vermeil is currently just one of four coaches in NFL history to lead two different teams to the "Big Game," joining the illustrious likes of Parcells (Giants and Patriots), Reeves (Broncos and Falcons) and Don Shula (Colts and Dolphins). Vermeil was granted entry into that elite group after leading St. Louis to a win in Super Bowl XXXIV following the '99 season. He also guided Philadelphia to an appearance in Super Bowl XV at the conclusion of the '80 season. Vermeil is also just one of seven active NFL head coaches (Jon Gruden, Bill Belichick, Brian Billick, Mike Shanahan, Holmgren and Parcells) who have guided a club to a Super Bowl victory.

Nineteen years after winning the NFL Coach of the Year honor for the initial time with the '80 Philadelphia Eagles, Vermeil was once again honored as the NFL's Coach of the Year following the '99 season with St. Louis and received other "Coach of the Year" honors from virtually every major event in the country, including Kansas City's own "101 Banquet", as well as the Maxwell Club, the ESPYs, the Columbus Touchdown Club, the Victor Awards and the NFL Alumni Association. Vermeil was also a consensus "Coach of the Year" pick among pro football publications in '99, including *Sports Illustrated*, *The Sporting News*, *Pro Football Weekly*, *USA Today*, *Football News*, *Football Digest*, as well as *College and Pro Football Newsweekly*.

That plethora of accolades came following a remarkable '99 campaign with the Rams which culminated with a thrilling 23-16 victory vs. Tennessee in Super Bowl XXXIV on January 30th of 2000. Vermeil's '99 Rams produced a franchise-best 13-3 regular season record, winning those 13 contests by an average margin of 22.9 points per game. St. Louis contained its opponents to 21 points or less in all 13 of their wins as Vermeil guided the Rams to their first-ever Super Bowl victory and their first appearance in the NFL's title game since Super Bowl XIV following the '79 season.

Despite losing current Kansas City QB Trent Green to a season-ending injury in the preseason, an unheralded former Arena League and NFL Europe quarterback named Kurt Warner emerged to lead St. Louis to the promised land. Warner enjoyed one of the most prolific seasons in NFL history in '99, completing 325 of 499 passes for 4,353 yards with 41 TDs and just 13 INTs, good for a remarkable 109.2 passer rating. While Vermeil was the season's most decorated coach, Warner was the league's most honored player, taking home the NFL Most Valuable Player and Super Bowl MVP trophies.

After taking a 14-year sabbatical from the coaching profession from '83-96, Vermeil returned to the league as President of Football Operations and head coach of the St. Louis Rams on January 22, 1997. Vermeil took over a St. Louis team which had suffered seven consecutive losing seasons and hadn't been to the postseason since '88. In just his third season as head coach of that club in '99, he guided the Rams to the lone Super Bowl title in that team's history. Just 11 days following that Super Bowl victory, Vermeil announced what would be a short-lived retirement from the Rams on February 1, 2000.

In '76, Vermeil inherited a Philadelphia squad which had not produced a winning season since '66. In just his third season with the club in '78, he landed the Eagles in the playoffs for the first time since '61, earning NFC Coach of the Year for his efforts. After leading Philadelphia to a franchise-best 12-4 record in '80 and taking the team on a trip to Super Bowl XV, he was named NFL Coach of the Year for the first time, a feat he later repeated with the Rams.

Vermeil enters his 13th season as an NFL head coach in 2003, after producing an 90-91 regular season record in his 12 previous campaigns. He went 22-26 with the St. Louis Rams ('97-99), posted a 54-47 record with the Eagles ('76-82) and has produced a 14-18 slate in two seasons with the Chiefs (2001-02). He boasts a 6-4 career postseason record, including a perfect 3-0 mark during the '99 campaign with the Rams giving him an overall NFL record of 96-95 (.503). In total, Vermeil will embark on his 17th season as an NFL coach after originally entering the league with the L.A. Rams in '69.

In addition to being reunited with Peterson, Vermeil has also joined forces with another longtime associate, Chiefs Vice President of Football Operations/Player Personnel Lynn Stiles in Kansas City. The relationship shared by the football trinity of Peterson, Vermeil and Stiles dates back to '74 when Vermeil was named the head coach at UCLA. Peterson served as receivers coach and an administrative assistant, while Stiles served as assistant head coach and defensive coordinator.

In '76, Vermeil was named head coach of the Philadelphia Eagles, while Peterson served as the club's receivers, tight ends coach and administrative assistant to the head coach. In '77, Peterson was named Philadelphia's Director of Player Personnel and became the man chiefly responsible for the acquisition of talent for Vermeil. Just one year later in '78 the duo of Peterson and Vermeil helped lead the Eagles to their first playoff appearance in 18 seasons and landed the club in the Super Bowl in '80.

In six seasons together with the Eagles from '76-81, Peterson and Vermeil combined to engineer four playoff appearances. Stiles rejoined the trio in '79 as the Eagles tight ends coach and special teams coordinator. The highlight of that four-year playoff run came just one year later when Philadelphia claimed its first division title since the club won the NFL Championship in '60. The Eagles proceeded to win the '80 NFC Championship Game and advanced to Super Bowl XV in January of '81.

After spending seven seasons ('76-82) with Philadelphia, Vermeil retired from coaching during an emotional farewell speech on January 10, 1983. He finished his Eagles career as the second-

winningest head coach in that franchise's history, compiling a 54-47 (.535) record. Only Pro Football Hall of Fame inductee Earl "Greasy" Neale produced more victories, getting 66 wins as the Eagles head coach from '41-50. In an ironic twist, Vermeil received the Earle "Greasy" Neale Trophy for his efforts with the Rams in '99, an honor bestowed annually by Philadelphia's Maxwell Club.

Vermeil didn't stray far from the gridiron when he left the Eagles, though. Shortly after departing the sidelines, he began a 14-year broadcasting career, serving as an NFL and college football analyst for CBS and ABC from '83-96. Although he declined the opportunity to become Kansas City's head coach in '89, he did provide color commentary for the Chiefs preseason television broadcasts from '89-96.

Owning many distinctions during his football career, two of the most interesting include his involvement with the Rose Bowl. In addition to being the only head coach to lead his team to victories in both the Super Bowl and the Rose Bowl, he is also the only individual to coach a team in the Rose Bowl and later broadcast a Rose Bowl contest.

In addition, Vermeil owns the rare distinction of being named "Coach of the Year" on four levels: high school, junior college, NCAA Division I and the NFL. He began his coaching career at San Jose's Del Mar High School in '59 and received his initial head coaching assignment at Hillsdale High School in San Mateo, California in '60. After a one-year stint as an assistant at San Mateo College, he produced an 8-1 mark in his lone season as the head coach at Napa Junior College.

Vermeil began his NCAA Division I coaching tenure at Stanford from '65-68 working under head coach John Ralston. That star-studded staff included six future NFL head coaches: Vermeil (Philadelphia '76-82, St. Louis '97-99, Kansas City 2001-03); Ralston (Denver '72-76); Bill Walsh (San Francisco '79-88), Jim Mora (New Orleans '86-96, Indianapolis '98-01) and Rod Rust (New England '90), as well as current Chiefs Director of Football Administration Mike White (Oakland '95-96).

Vermeil entered the pro ranks in '69 when he was designated as the first special teams coach in NFL history working for the L.A. Rams under Pro Football Hall of Famer George Allen. After a one-year stint on Tommy Prothro's staff as offensive coordinator at UCLA in '70, he moved with Prothro back to the Rams, where he served as offensive coordinator from '71-72. He then coached running backs and special teams for Rams head coach Chuck Knox in '73 before taking over the head coaching reigns at UCLA the following year. He compiled a 15-5-3 (.717) record in two seasons as head coach at UCLA ('74-75), including a 9-2-1 record in '75 when Vermeil led the Bruins to their first Pac 8 Championship.

During his many years in the Philadelphia area — where his family still maintains a residence — Vermeil has found the time to help many worthy causes. Numerous Philadelphia-area organizations have benefited from his involvement including: The Mary Campbell Center, The Second Mile Center and The Boy Scouts of Chester County whose golf tournament which bears Vermeil's name annually earns \$100,000 for the organization.

Born in Calistoga, California at the northern end of the world-renowned Napa Valley in the heart of wine country, Vermeil was a four-sport star at Calistoga High School and was also employed in the auto repair garage of his father, Louis Vermeil. The younger Vermeil applied that work ethic learned in "The Garage" for one season at Napa Junior College, before moving on to San Jose State. He graduated from San Jose State with degrees in physical education (B.A. '58, M.A. '59) after serving as a collegiate quarterback for the Spartans. In 2000, he was inducted into the San Jose State Hall of Fame. True to his Napa Valley roots, Vermeil is producing a vintage of his own self-proclaimed "Garage Cabernet" named in honor of his grandfather, Jean Louis Vermeil.

Vermeil and his wife, Carol have three children and 11 grandchildren. Their son Rick and his wife Colleen are parents of grandchildren Kelly, Rick, Michael and Megan. Their son Dave and his wife Janet are parents of grandchildren Jack, Amy and Andy. Their daughter Nancy and her husband Steve Barnett are parents of grandchildren James, Tommy, Stevie and Christopher.

The Vermeils make their home in the historic Country Club Plaza district of Kansas City, Missouri. When not in Kansas City, the entire Vermeil family enjoys spending time and working on "The Ranch," a 114-acre homestead located outside Philadelphia in rural Chester County, Pennsylvania.



VERMEIL FAST FACTS

- Married, wife Carol with three children and 11 grandchildren.
- Entering his 30th season overall as a coach, his 17th as an NFL coach and his 13th as an NFL head coach in 2003.
- Is one of just four coaches in NFL history to lead two different teams to the Super Bowl - Bill Parcells, Dan Reeves and Don Shula are the others.
- Is one of just seven active coaches to guide a team to a Super Bowl victory - Jon Gruden, Bill Belichick, Brian Billick, Mike Shanahan, Mike Holmgren and Bill Parcells are the others.
- Relationship with Chiefs President Carl Peterson and Vice President of Football Operations/Player Personnel Lynn Stiles dates back to '74 when Vermeil was the head coach at UCLA. Peterson and Stiles were both members of the Bruins coaching staff.
- During Vermeil's stint as head coach of the Eagles from '76-82, Peterson served as receivers and tight ends coach in '76 before assuming the role as Director of Player Personnel from '77-81. Stiles coached special teams for Vermeil from '79-81 before taking over as Philadelphia's Director of Player Personnel in '82 when Peterson departed to head the USFL's Philadelphia Stars.
- Has been named "Coach of the Year" at four different levels - high school, junior college, NCAA Division I and has earned the honor twice in the NFL.
- Is the only head coach to lead teams to victories in both the Super Bowl and the Rose Bowl.
- Named NFC Coach of the Year in '78 after guiding Philadelphia to a 9-7 record and a Wild Card berth. It marked the Eagles first winning season since '66.
- Named NFL Coach of the Year in '80 after leading the Philadelphia Eagles to a franchise-best 12-4 record and a berth in Super Bowl XV.
- Nineteen years after initially winning the award, Vermeil was once again named NFL Coach of the Year in '99 after leading the St. Louis Rams to a franchise-best 13-3 record and a victory in Super Bowl XXXIV over Tennessee.
- Is the second-winningest head coach in Philadelphia Eagles history, compiling a 54-47 (.535) record with that club from '76-82. Only Pro Football Hall of Fame inductee Earl "Greasy" Neale produced more victories, getting 66 wins as the Eagles head coach from '41-50.
- Produced a 22-26 (.458) regular season record with the St. Louis Rams from '97-99 and was 3-0 in playoff action with the Rams.
- Owns a 6-4 career playoff record as an NFL head coach, going 3-0 with the Rams and 3-4 with the Eagles.
- Originally entered the NFL in '69 with the L.A. Rams and was designated as the league's first special teams coach.
- Compiled a 15-5-3 (.717) record in two seasons as head coach at UCLA ('74-75), including a 9-2-1 record in '75 when Vermeil led the Bruins to their first Pac 8 Championship. UCLA made its first Rose Bowl appearance in 10 years as the Bruins upset #1 ranked Ohio State 23-10.
- Served as an assistant coach on head coach John Ralston's staff at Stanford from '65-68 that included six future NFL head coaches: Vermeil (Philadelphia '76-82, St. Louis '97-99, Kansas City 2001); Ralston (Denver '72-76); Bill Walsh (San Francisco '79-88), Mike White (Oakland '95-96), Jim Mora (New Orleans '86-96, Indianapolis '98-01) and Rod Rust (New England '90).
- Served as the head coach of the freshman team at Stanford in '65, posting a 4-0 record.
- Produced an 8-1 (.889) record in one season as head coach at Napa Junior College in Napa, California.
- Compiled a 17-9-1 (.648) record in his first head coaching job at Hillsdale High School in San Mateo, California from '60-62.
- Served as a television analyst for NFL and college football broadcasts by CBS and ABC from '83-96.
- Served as a color analyst for Kansas City Chiefs preseason television broadcasts from '89-96, working with play-by-play men Roger Twibell and Gary Bender.
- Is the only individual to coach a team in the Rose Bowl and broadcast a Rose Bowl.
- His only regular season meeting against the Chiefs came as head coach of the St. Louis Rams in '97 when Kansas City claimed a 28-20 victory at St. Louis (10/26/97).
- His only regular season meeting against the Rams as head coach of the Chiefs came when Kansas City claimed a 49-10 victory vs. St. Louis (12/8/02).
- Has defeated the N.Y. Giants more times (13) than any other NFL team.
- Has faced every current NFL team in the regular season except Houston. Kansas City will travel to face the Texans in Houston in 2003.



VERMEIL'S NFL HEAD COACHING CAREER



1976 - Philadelphia Eagles (4-10)

9/12 @ Dallas	L 7-27	10/31 @ N.Y. Giants	W 10-0
9/19 N.Y. Giants	W 20-7	11/7 @ St. Louis	L 14-17
9/27 Washington	L 17-20 OT	11/14 @ Cleveland	L 3-24
10/3 @ Atlanta	W 14-13	11/21 Oakland	L 7-26
10/10 St. Louis	L 14-33	11/28 @ Washington	L 0-24
10/17 @ Green Bay	L 13-28	12/5 Dallas	L 7-26
10/24 Minnesota	L 12-31	12/12 Seattle	W 27-10

1977 - Philadelphia Eagles (5-9)

9/18 Tampa Bay	W 13-3	11/6 New Orleans	W 28-7
9/25 @ L.A. Rams	L 0-20	11/13 Washington	L 14-17
10/2 @ Detroit	L 13-17	11/20 @ St. Louis	L 16-21
10/9 @ N.Y. Giants	W 28-10	11/27 @ New England	L 6-14
10/16 St. Louis	L 17-21	12/4 @ Dallas	L 14-24
10/23 Dallas	L 10-16	12/11 N.Y. Giants	W 17-14
10/30 @ Washington	L 17-23	12/18 N.Y. Jets	W 27-0

1978 - Philadelphia Eagles (9-7)

9/3 L.A. Rams	L 14-16	11/5 Green Bay	W 10-3
9/10 @ Washington	L 30-35	11/12 N.Y. Jets	W 17-9
9/17 @ New Orleans	W 24-17	11/19 @ N.Y. Giants	W 19-17
9/24 Miami	W 17-3	11/26 @ St. Louis	W 14-10
10/1 @ Baltimore	W 17-14	12/3 @ Minnesota	L 27-28
10/8 @ New England	L 14-24	12/10 Dallas	L 13-31
10/15 Washington	W 17-10	12/17 N.Y. Giants	W 20-3
10/22 @ Dallas	L 7-14	NFC WILD CARD	
10/29 St. Louis	L 10-16	12/24 @ Atlanta	L 13-14

1979 - Philadelphia Eagles (11-5)

9/2 N.Y. Giants	W 23-17	11/12 @ Dallas	W 31-21
9/10 Atlanta	L 10-14	11/18 St. Louis	W 16-13
9/16 @ New Orleans	W 26-14	11/25 @ Green Bay	W 21-10
9/23 @ N.Y. Giants	W 17-13	12/2 Detroit	W 44-7
9/30 Pittsburgh	W 17-14	12/8 Dallas	L 17-24
10/7 Washington	W 28-17	12/16 @ Houston	W 26-20
10/14 @ St. Louis	W 24-20	NFC WILD CARD	
10/21 @ Washington	L 7-17	12/23 Chicago	W 27-17
10/28 @ Cincinnati	L 13-37	NFC DIVISIONAL PLAYOFF	
11/4 Cleveland	L 19-24	12/29 @ Tampa Bay	L 17-24

1980 - Philadelphia Eagles (12-4)

9/7 Denver	W 27-6	11/23 Oakland	W 10-7
9/14 @ Minnesota	W 42-7	11/30 @ San Diego	L 21-22
9/22 N.Y. Giants	W 35-3	12/7 Atlanta	L 17-20
9/28 @ St. Louis	L 14-24	12/14 St. Louis	W 17-3
10/5 Washington	W 24-14	12/21 @ Dallas	L 27-35
10/12 @ N.Y. Giants	W 31-16	NFC DIVISIONAL PLAYOFF	
10/19 Dallas	W 17-10	1/3 Minnesota	W 31-16
10/26 Chicago	W 17-14	NFC CHAMPIONSHIP GAME	
11/2 @ Seattle	W 27-20	1/11 Dallas	W 20-7
11/9 @ New Orleans	W 34-21	SUPER BOWL XV (@ New Orleans)	
11/16 @ Washington	W 24-0	1/25 Oakland	L 10-27

**1981 – Philadelphia Eagles
(10-6)**

9/6 @ N.Y. Giants W 24-10	11/8 @ St. Louis W 52-10
9/13 New England. W 13-3	11/15 Baltimore. W 38-13
9/17 @ Buffalo W 20-14	11/22 N.Y. Giants L 10-20
9/27 Washington W 36-13	11/30 @ Miami L 10-13
10/5 Atlanta W 16-13	12/6 @ Washington L 13-15
10/11 @ New Orleans. W 31-14	12/13 @ Dallas L 10-21
10/18 @ Minnesota L 23-35	12/20 St. Louis W 38-0
10/25 Tampa Bay W 20-10	NFC WILD CARD
11/1 Dallas L 14-17	12/27 N.Y. Giants L 21-27

**1982 – Philadelphia Eagles
(3-6)**

9/12 Washington L 34-37 OT	12/11 @ N.Y. Giants L 7-23
9/19 @ Cleveland W 24-21	12/19 Houston W 35-14
11/21 Cincinnati L 14-18	12/26 @ Dallas W 24-20
11/28 @ Washington L 9-13	1/2 N.Y. Giants L 24-26
12/5 St. Louis L 20-23	

**1997 – St. Louis Rams
(5-11)**

8/31 New Orleans W 38-24	11/2 @ Atlanta L 31-34
9/7 San Francisco L 12-15	11/9 @ Green Bay. L 7-17
9/14 @ Denver L 14-35	11/16 Atlanta L 21-27
9/21 N.Y. Giants W 13-3	11/23 Carolina L 10-16
9/28 @ Oakland L 17-35	11/30 @ Washington. W 23-20
10/12 @ San Francisco L 10-30	12/7 @ New Orleans. W 34-27
10/19 Seattle L 9-17	12/14 Chicago L 10-13
10/26 Kansas City. L 20-28	12/20 @ Carolina W 30-18

**1998 – St. Louis Rams
(4-12)**

9/6 New Orleans L 17-24	11/8 @ Chicago W 20-12
9/13 Minnesota L 31-38	11/15 @ New Orleans. L 3-24
9/20 @ Buffalo W 34-33	11/22 Carolina L 20-24
9/27 Arizona L 17-20	11/29 Atlanta L 10-21
10/11 N.Y. Jets. W 30-10	12/3 @ Philadelphia L 14-17
10/18 @ Miami L 0-14	12/13 New England. W 32-18
10/25 San Francisco. L 10-28	12/20 @ Carolina L 13-20
11/1 @ Atlanta L 15-37	12/27 @ San Francisco. L 19-38

**1999 – St. Louis Rams
(13-3)**

9/12 Baltimore. W 27-10	12/5 @ Carolina W 34-21
9/26 Atlanta W 35-7	12/12 @ New Orleans. W 30-14
10/3 @ Cincinnati W 38-10	12/19 N.Y. Giants W 31-10
10/10 San Francisco W 42-20	12/26 Chicago W 34-12
10/17 @ Atlanta W 41-13	1/2 @ Philadelphia L 31-38
10/24 Cleveland W 34-3	NFC DIVISIONAL PLAYOFF
10/31 @ Tennessee L 21-24	1/16 Minnesota W 49-37
11/7 @ Detroit L 27-31	NFC CHAMPIONSHIP GAME
11/14 Carolina W 35-10	1/23 Tampa Bay W 11-6
11/21 @ San Francisco W 23-7	SUPER BOWL XXXIV (@ Atlanta)
11/28 New Orleans. W 43-12	1/30 Tennessee W 23-16

**2001 – Kansas City Chiefs
(6-10)**

9/9 Oakland L 24-27	11/11 @ N.Y. Jets L 7-27
9/23 N.Y. Giants L 3-13	11/25 Seattle W 19-7
9/30 @ Washington W 45-13	11/29 Philadelphia L 10-23
10/7 @ Denver L 6-20	12/9 @ Oakland L 26-28
10/14 Pittsburgh L 17-20	12/16 Denver W 26-23 OT
10/21 @ Arizona L 16-24	12/23 San Diego. W 20-17
10/25 Indianapolis L 28-35	12/30 @ Jacksonville. W 30-26
11/4 @ San Diego. W 25-20	1/6 @ Seattle L 18-21

2002 - Kansas City Chiefs

(8-8)

9/8 @ Cleveland W 40-39	11/10 @ San Francisco L 13-17
9/15 Jacksonville L 16-23	11/17 Buffalo W 17-16
9/22 @ New England L 38-41 OT	11/24 @ Seattle L 32-39
9/29 Miami W 48-30	12/1 Arizona W 49-0
10/6 @ N.Y. Jets W 29-25	12/8 St. Louis W 49-10
10/13 @ San Diego L 34-35	12/15 @ Denver L 24-31
10/20 Denver L 34-37 OT	12/22 San Diego W 24-22
10/27 Oakland W 20-10	12/28 @ Oakland L 0-24

VERMEIL'S HEAD COACHING RECORD

Years	Team	REGULAR SEASON				POSTSEASON	
		W	L	T	Pct.	W	L
1960-62	Hillsdale High School	17	9	1	.648	--	--
1964	Napa College	8	1	0	.889	--	--
1974	UCLA	6	3	2	.636	--	--
1975	UCLA	8	2	1	.773	1	0
1976	Philadelphia	4	10	0	.286	--	--
1977	Philadelphia	5	9	0	.357	--	--
1978	Philadelphia	9	7	0	.563	0	1
1979	Philadelphia	11	5	0	.688	1	1
1980	Philadelphia	12	4	0	.750	2	1
1981	Philadelphia	10	6	0	.625	0	1
1982	Philadelphia	3	6	0	.333	--	--
1997	St. Louis	5	11	0	.313	--	--
1998	St. Louis	4	12	0	.250	--	--
1999	St. Louis	13	3	0	.813	3	0
2001	Kansas City	6	10	0	.375	--	--
2002	Kansas City	8	8	0	.500	--	--
TOTALS		129	106	4	.540	7	4

VERMEIL VS. THE NFL
REGULAR SEASON



Team	W	L	T	Pct.	Team	W	L	T	Pct.
Arizona Cardinals	7	9	0	.438	Minnesota Vikings	1	4	0	.200
Atlanta Falcons	4	6	0	.400	New England Patriots	2	2	0	.500
Baltimore Ravens	1	0	0	1.000	New Orleans Saints	9	2	0	.818
Buffalo Bills	3	0	0	1.000	N.Y. Giants	13	4	0	.765
Carolina Panthers	3	3	0	.500	N.Y. Jets	4	1	0	.800
Chicago Bears	3	1	0	.750	Oakland Raiders	2	5	0	.286
Cincinnati Bengals	1	2	0	.333	Philadelphia Eagles	0	3	0	.000
Cleveland Browns	3	2	0	.600	Pittsburgh Steelers	1	1	0	.500
Dallas Cowboys	3	10	0	.231	St. Louis Rams	1	2	0	.333
Denver Broncos	2	4	0	.333	San Diego Chargers	3	2	0	.600
Detroit Lions	1	2	0	.333	San Francisco 49ers	2	5	0	.286
Green Bay Packers	2	2	0	.500	Seattle Seahawks	3	3	0	.500
Indianapolis Colts	2	1	0	.667	Tampa Bay Buccaneers	2	0	0	1.000
Jacksonville Jaguars	1	1	0	.500	Tennessee Titans	2	1	0	.667
Kansas City Chiefs	0	1	0	.000	Washington Redskins	7	9	0	.438
Miami Dolphins	2	2	0	.500	TOTALS	90	91	0	.497

VERMEIL VS. THE NFL
PLAYOFFS



Team	W	L	Pct.	Team	W	L	Pct.
Atlanta Falcons	0	1	.000	Oakland Raiders	0	1	.000
Chicago Bears	1	0	1.000	Tampa Bay Buccaneers	1	1	.500
Dallas Cowboys	1	0	1.000	Tennessee Titans	1	0	1.000
Minnesota Vikings	2	0	1.000	TOTALS	6	4	.600
N.Y. Giants	0	1	.000				

COACHES



Mike
WHITE

Director of Football Administration



15th Year NFL Coach • 3rd with Chiefs

Mike White enters his 15th NFL campaign and his third season with the Chiefs as the club's Director of Football Administration in 2003. Owing 43 years of football expertise as a coach, a talent evaluator and an administrator, White oversees numerous aspects of the Chiefs day-to-day football operation, working under the direction of head coach Dick Vermeil.

White and Vermeil are united for the third time during their careers in Kansas City. From '97-99, White served as assistant head coach with St. Louis under Vermeil where the tandem was responsible for helping resurrect a franchise which had not produced a winning season since '89. The culmination of those efforts came in '99 when the Rams went 13-3 and claimed a win in Super Bowl XXXIV. Prior to their association with the Rams, the duo had previously worked together as assistant coaches for Stanford from '65-68.

Before joining the Rams, White spent seven years coaching with the Oakland Raiders ('90-96), including two seasons as that club's head coach, compiling a 15-17 record from '95-96. The Berkeley, California native began his tenure with the Raiders as the club's quarterbacks coach from '90-92 and coached the offensive line from '93-94. The Raiders reached the playoffs in three of those five seasons, including an appearance in the '91 AFC Championship Game. Prior to joining the Raiders, White worked closely with former Dallas Cowboys President Tex Schramm from '88-89 to form the World League of American Football (now the NFL Europe League), which has grown into a valuable developmental league for the NFL.

In total, White owns 16 years of head coaching expertise, including collegiate head coaching posts at the University of Illinois ('80-87) and the University of California ('72-77). A two-time National Coach of the Year, White compiled a 47-38-3 record and three bowl appearances in eight years with the Fighting Illini. In '81 he led Illinois to its first winning record since '74 with a 7-4 mark after inheriting a team which had recorded just one winning season in its prior 14 campaigns. He then took the school to its first bowl appearance in 18 years the following season with a berth in the Liberty Bowl. His '83 squad

was among the best in Illinois history, reaching the Rose Bowl and climbing to a Number 10 final AP ranking with a 10-2 record. The school also set a Big Ten record by becoming the first team ever to defeat all nine conference opponents as White earned Coach of the Year honors following the '83 campaign.

White began his NFL coaching career with San Francisco, spending two years as offensive line coach and administrative assistant to Pro Football Hall of Fame head coach Bill Walsh from '78-79. Before joining the 49ers, White spent 20 of his 28 seasons in college football in the state of California. He spent 12 years at his alma mater, the University of California, where he served as head coach from '72-77, posting a 35-30-1 record in six seasons at the helm of the Golden Bears. In '75 he was named Coach of the Year by *The Sporting News* following an 8-3 season in which Cal won the school's first Pac 8 championship. White originally launched his coaching career at Cal as a graduate assistant in '58, was elevated to freshmen coach in '59 and was a wide receivers coach from '60-63.

He left Berkeley for rival Stanford in '64 and served as offensive coordinator for eight seasons under John Ralston. The Stanford staff at the time included such future NFL coaches as Ralston, Vermeil, Walsh, Jim Mora and Rod Rust. With White directing the offense and Heisman Trophy winner Jim Plunkett at quarterback, Stanford won consecutive Pac 8 titles and posted back-to-back Rose Bowl victories in '70 and '71.

A noted developer of quarterbacks in the collegiate ranks, White's many pupils included the likes of Plunkett and Don Bunce (Stanford); Steve Bartkowski, Vince Ferragamo, Joe Roth and Rich Campbell (California); Dave Wilson, Tony Eason, Jack Trudeau and Jeff George (Illinois).

White participated in four sports as an undergraduate at Cal. He played offensive end on the football team from '55-57 and was team captain as a senior. He also captained the rugby team

COACHING CAREER

1958-63	California	Freshman ('58-59) Defensive Assistant ('60-61) Offensive Assistant ('62-63)
1964-71	Stanford	Def./Off. Assistant ('64-67) Off. Line/ Off. Coordinator ('68-71)
1972-77	California	Head Coach
1978-79	San Francisco 49ers	Off. Line/Admin. Asst.
1980-87	Illinois	Head Coach
1990-96	LA/Oakland Raiders	QBs/Off. Line ('90-94) Head Coach ('95-96)
1997-99	St. Louis Rams	Assistant Head Coach
2001-03	Kansas City Chiefs	Dir. of Football Admin.

while earning three letters in that sport and competed in the decathlon, hurdles and long jump for the Cal track team. In addition, White played guard on the Golden Bears basketball team under legendary coach Pete Newell.

Education: University of California (B.S. '58). **Born:** January 4, 1936 in Berkeley, California. **Family:** Wife - Marilyn. The Whites have three children and four grandchildren. Their daughter Carrie and her husband Scott Chantos are parents of grandchildren Hannah (10) and Noah (7). Their son Matt and his wife Julie are the parents of grandchildren Harrison (4) and Dylan (3). Their son Chris is single.



Al SAUNDERS

Asst. Head Coach/Off. Coordinator



21st Year NFL Coach • 13th with Chiefs

Regarded as one of the most accomplished offensive minds in all of football with experience as both a head coach and offensive coordinator, Al Saunders enters his third season as assistant head coach/offensive coordinator for the Chiefs in 2003.

Embarking on his 34th season in the coaching ranks this year, Saunders owns 21 years of NFL coaching experience and is beginning his 13th coaching campaign with Kansas City. He previously served a 10-year stint as assistant head coach/wide receivers coach under head coach Marty Schottenheimer from '89-98. During that 10-year span, he was part of a Chiefs coaching staff which helped guide Kansas City to three AFC West titles and seven playoff berths.

In 2002, Saunders presided over the most prolific offensive season in Kansas City history as the Chiefs broke or tied 22 single-season team offensive records and led the NFL in a multitude of offensive categories. Most notably, the Chiefs led the NFL in scoring for the first time in team history with a franchise-record 467 points (29.1 ppg). The club also ranked second in the league in total offense by averaging 375.0 yards per game after accumulating a team-record 6,000 yards on the season. In addition, Kansas City established franchise seasonal standards for first downs (343), offensive TDs (53) and rushing TDs (26). Meanwhile, the club led the NFL in yards per play (6.22) and yards per pass attempt (7.89) and first-down efficiency (6.88), while also pacing the league in TD efficiency by crossing the goal line on 29.8 percent of its offensive possessions (53 of 178 drives).

COACHING CAREER	
1970-71	Southern California . . . Graduate Assistant
1972	Missouri Receivers
1973-75	Utah State Offensive Backfield
1976-81	California Asst. Head Coach/ QB's/Off. Coord.
1982	Tennessee . . . Offensive Coordinator/QBs
1983-88	San Diego Chargers . . . Receivers ('83-86) Head Coach ('86-88)
1989-98	Kansas City Chiefs . . . Asst. Head Coach/WRS
1999-00	St. Louis Rams Assoc. Head Coach/WRS
2001-03	Kansas City Chiefs . . . Asst. Head Coach/ Offensive Coordinator

Although the Chiefs offense was aggressive in 2002, the Chiefs still led the AFC with a +16 turnover ratio. Kansas City turned the ball over a franchise-low 15 times (non-strike season) and broke two long-standing NFL records by fumbling just seven times and losing only two fumbles of those fumbles. With Saunders at the controls, the Chiefs tied team records originally established in '66 by topping the 40-yard barrier on four occasions and by surpassing the 30-point mark eight times. Adept at the art of the comeback, the Chiefs registered a franchise-best 168 points in the final quarter in 2002, coming just seven points shy of breaking San Francisco's NFL record of 174 fourth-quarter points set in '89.

Thanks to a quartet of Pro Bowl performers — G Will Shields, T Willie Roaf, TE Tony Gonzalez and RB Priest Holmes — the Chiefs led the league in virtually every Red Zone category, owning NFL-high marks in Red Zone possessions (64), Red Zone points (344), Red Zone TDs (42), Red Zone scoring percentage (92.2) and Red Zone TD percentage (65.6)

In the air, Kansas City led the NFL by averaging 12.89 yards per pass completion and established a franchise record with a 61.21 completion percentage. The Chiefs had an NFL-high five different players produce an individual 100-yard receiving game to tie a team mark and registered three different players with 50+ catches and 500+ receiving yards for the first time in franchise annals.

With Holmes serving as the spearhead of the ground game, the Chiefs averaged 148.6 rushing yards per game to rank third in the NFL. The two-time Pro Bowl runner continued to flourish in the Chiefs offensive scheme, finishing the year with 2,287 yards from scrimmage, 24 total TDs, 1,615 ground yards, 21 rushing TDs and nine 100-yard games, all figures which established team single-

COACHES

season records. As a team, Kansas City had a franchise-best 73 rushing plays of 10+ yards and led the NFL by gaining four yards or more on 55.1 percent of its first-down rushing plays.

The foundation for Kansas City's offensive onslaught was established in 2001 when Kansas City finished the year ranked in the NFL's top 10 in rushing, passing and total offense for just the second time since the AFL-NFL merger. The Chiefs ranked fifth in the NFL in total offense (354.6 yards per game), while coming in fifth in passing (229.1 ypg) and sixth in rushing (125.5 ypg).

In Saunders' two seasons as offensive coordinator, the Chiefs have accumulated 11,673 yards of total offense, the best two-year tally in the franchise's illustrious 44-year history. Over that span, Kansas City rattled off a team-record streak of 13 consecutive games with 300+ yards of total offense. In 2002 alone, the Chiefs broke or tied single-season records for 300-yard games (13), 400-yard games (six) and 500-yard games (two).

Prior to rejoining the Chiefs, Saunders spent two seasons with St. Louis where he coached wide receivers and also served as associate head coach in 2000. During that two-year span, Saunders helped revitalize a Rams offense which helped the club steamroll its way to a 13-3 regular season record in '99 and a triumph over Tennessee in Super Bowl XXXIV. Owning an energetic and hands-on style, Saunders continues to invigorate the Kansas City offense in much the same way.

Presiding over high-flying offenses is nothing new for this veteran coach. In 2000, Saunders was part of a St. Louis coaching staff which helped the Rams score 540 points (33.8 ppg), the third-highest single-season total in NFL history. The club also led the league with an NFL-record 442.2 yards of total offense per game and paced the NFL in passing offense (327.0 ypg) for the second straight season, setting another league record in the process. St. Louis amassed 7,075 yards of total offense and 5,232 passing yards, breaking the previous marks established by the '84 Miami Dolphins.

En route to their World Championship in '99, the Rams paced the NFL with 6,412 yards of total offense, good for a remarkable 400.8 ypg average. St. Louis also led the league in passing offense with 272.1 yards per game and topped the NFL in scoring by averaging 32.9 points per contest. The 526 total points amassed by the '99 squad ranked as the fourth-highest tally in NFL annals.

The St. Louis receiving corps under the direction of Saunders was responsible for a large portion of those record-setting numbers. WR Isaac Bruce made the Pro Bowl in each of his seasons working with Saunders and led the Rams in 2000 with 87 receptions, while garnering 1,471 yards and nine TDs. WR Torry Holt had a breakout year under Saunders' tutelage in 2000, leading the league in receiving yards (1,835) and yards per catch (19.9) while earning his first Pro Bowl appearance after grabbing 82 receptions and scoring six TDs. WR Az-Zahir Hakim also made significant progress during Saunders' stay in St. Louis. After producing just 20 catches for 247 yards and one score as a rookie in '98, by the 2000 campaign he had grabbed 53 balls for 734 yards and four TDs. Bruce, Holt and Hakim join a stellar list of receivers tutored by Saunders, a group that includes Pro Football Hall of Famers Charlie Joiner and Kellen Winslow (San Diego) and Lynn Swann (Southern California).

Before initially joining the Chiefs in '89, Saunders served as San Diego's head coach from the midpoint of the '86 season through the '88 campaign. He guided the Chargers to an 8-7 record in '87, which was the team's first winning season in five years. Under his direction in '87, the Chargers won eight straight games, the club's longest winning streak in 26 seasons. He joined San Diego in '83 as receivers coach in what was one of the most exiting and prolific pass offenses in NFL history. Behind Hall of Fame QB Dan Fouts and the Chargers electrifying receiving corps coached by Saunders, San Diego set numerous team records and led the league in passing and total offense in both '83 and '85.

Saunders began his career as a graduate assistant at Southern California ('70-71). He then coached receivers at Missouri ('72) before heading the offensive backfield at Utah State ('73-75). He was an assistant head coach, quarterbacks coach and offensive coordinator at California from '76-81, leading an offense that set 32 national, conference and school records. In '82, he served as the offensive coordinator and quarterbacks coach for Johnny Majors at the University of Tennessee.

Born in London, England, he became one of only four foreign-born head coaches in NFL history after becoming a naturalized U.S. citizen in '60. A three-year starter, team captain and Academic All-America pick as a defensive back at San Jose State ('66-68), Saunders also played wide receiver for the Spartans and is enshrined in the school's Hall of Fame. As a recipient of California's State Graduate Fellowship for Academic Excellence, he earned a Master's degree in education from Stanford and was a doctoral candidate in athletic administration and sports management at USC.

Saunders has been recognized in *Who's Who in America* and was awarded California's prestigious Golden State Award for community leadership and service in '89. A former All-America swimmer and national record holder, Saunders is also an accomplished distance runner. In '96, he competed in the Kansas City and Los Angeles Marathons, as well as the 100th running of the Boston Marathon and was also crowned the Road Runners Club of America's (R.R.C.A.) Masters 5K National Champion.

Education: Stanford (M.A. '70), San Jose State (B.A. '69). **Born:** February 1, 1947 in London, England. **Family:** Wife - Karen; Children - sons Bob and Joe, and daughter Kori, who plays soccer at the University of Nebraska.



Greg
ROBINSON
Defensive Coordinator



14th Year NFL Coach • 3rd with Chiefs

Respected as one of the most talented defensive tacticians in the game today, Greg Robinson enters his 10th year as an NFL defensive coordinator and his third season in that capacity for the Chiefs in 2003. Owing 28 years of coaching expertise, the 51-year-old Robinson begins his 14th season in the NFL coaching ranks. Robinson came to Kansas City after a six-year stint as defensive coordinator of the Denver Broncos from '95-00.

During his tenure in Kansas City, Robinson's defenses have registered several notable accomplishments. In 2002, Robinson's unit did its best work at Arrowhead, securing the club's first shutout since '99 with a 49-0 win vs. Arizona (12/1). Kansas City's defense was also a key reason the club won its final five home games of the year, allowing just 11.6 points per game in those contests. The Chiefs also returned to their opportunistic roots under Robinson in 2002, racking up 31 takeaways en route to helping the club post an AFC-best +16 turnover differential.

Under Robinson's tenure in 2001, the Chiefs established a franchise record with a six-game streak of first-quarter shutouts. That season, Kansas City held opponents scoreless in the first quarter of eight games, including a string of seven straight contests without permitting a touchdown in the first 15 minutes. In total, Kansas City allowed just 43 points in the first quarter over the entire 2001 season, the fourth-lowest total ever in a 16-game season in Chiefs history. Kansas City also permitted just one TD in the fourth quarter in seven of its final eight games in 2001 and pitched fourth-quarter shutouts in five of those eight games.

Robinson joined the Chiefs after turning a struggling defense into a perennial championship contender in Denver. Robinson inherited a club which ranked last in total defense in '94 and made an immediate impact in his first season with the club, as the Broncos finished the '95 campaign 15th in the same category. By '96, he had turned the club into the league's fourth-rated defensive unit and by season number three in '97, the club was on its way to its first of two straight Super Bowl triumphs.

During his stellar six-season stay in Denver, the Broncos made four playoff appearances and claimed back-to-back World Championships with wins in Super Bowls XXXII and XXXIII, making them just one of six franchises in NFL history to accomplish a Super Bowl repeat. Over that six-year span, the Broncos compiled a 64-32 (.667) regular season record, including an NFL-best 33-15 (.688) mark against their divisional foes. Denver went 11-1 vs. Oakland and posted identical 9-3 ledgers against both San Diego and Seattle from '95-00. The only AFC West foe Denver had a losing record against during that span was Kansas City (4-8).

The Broncos produced a +28 turnover ratio in six seasons under Robinson and ranked in the NFL's top 10 in total defense during three of his six seasons at the club's defensive helm, finishing seventh in '99 (297.1 yards per game), fifth in '97 (291.9 ypg) and fourth in '96 (279.4 ypg). The Broncos were among the NFL's top five teams in terms of turnover ratio three of his final four seasons with Denver. In 2000, the Broncos posted a +19 mark to rank second in the league behind only Baltimore (+23), while racking up 27 interceptions, just one shy of Miami's league-best total of 28. The Broncos defense was also responsible for scoring six touchdowns, the second-highest tally in team history. Five of those return scores came on interceptions, tying the team mark set by Robinson's '97 Denver squad.

Denver's defenses were also stingy in the scoring column during Robinson's reign with the Broncos, producing three top 10 rankings in the all-important scoring defense category - eighth in '98 (19.3 ppg), sixth in '97 (17.9 ppg) and seventh in '96 (17.2 ppg). The team's pass defense also ranked among the league's top 10 teams in four of Robinson's six seasons with Denver, finishing eighth in '99 (188.5 ypg), fifth in '97 (179.3 ypg), 10th in '96 (196.2 ypg) and ninth in '95 (206.1 ypg).

Most dominant defensive units typically begin with the ability to stop the run, something Robinson's units did with regularity in Denver. The Broncos run defense ranked in the league's top 10 three times during Robinson's tenure with the club. In '96, Denver led the NFL by permitting just

COACHING CAREER

1975-76	Pacific	Graduate Assistant
1977-79	California State-Fullerton	Off. Line ('77) Defensive Line ('78) Linebackers ('79)
1980-81	North Carolina State	LBs/Special Teams
1982-89	UCLA	Def. Line ('82-88) Offensive Coordinator ('89)
1990-94	N.Y. Jets	Def. Line ('90-93) Def. Coordinator ('94)
1995-00	Denver Broncos	Defensive Coordinator
2001-03	Kansas City Chiefs	Defensive Coordinator

COACHES

83.2 ground yards per game. Denver ranked third in the NFL in rushing defense in '98, allowing just 80.4 yards per game, breaking the single-season franchise record Robinson's troops had established just two years earlier. Over the final 11 games of the '98 regular season and playoffs, Denver allowed just 56.6 rushing yards per game and permitted just two individual 100-yard rushers.

The performance of Robinson's defense throughout the '98 playoffs was paramount to Denver's quest for a second straight title. The Broncos allowed opponents just 53.0 rushing yards per game in the postseason and forced a remarkable 13 turnovers in just three games, giving the Broncos an impressive +12 playoff turnover ratio. Including the +10 takeaway/giveaway ratio the club posted in the regular season, Denver boasted a +22 ratio for all of '98. In each of the Broncos first two postseason games, the defense allowed opponents a team playoff record low of 14 rushing yards. Over the course of the entire postseason, the Broncos defense allowed just 25 points, culminating with a 34-19 victory in Super Bowl XXXIII vs. Atlanta.

The Broncos defense was equally impressive in '97, when Denver won its first Super Bowl. Robinson crafted the gameplan in Super Bowl XXXII which controlled the explosive Green Bay offense, resulting in a 31-24 win. Robinson's defensive unit rose to the occasion when most challenged, limiting the Packers to an 0-of-8 showing on third and fourth down attempts.

Robinson's defenses in Denver also displayed a propensity for putting pressure on the passer. In '99, the Broncos amassed 50.0 sacks, the third-highest tally in team history and the most by the club since '92. From '97-00, Denver led the AFC with 185.0 sacks, a total which ranked third in the NFL behind only New Orleans (217.0) and St. Louis (196.0).

A number of current NFL standouts owe Robinson a debt of gratitude for his involvement in their development. During his tenure in Denver, Robinson's defense produced a host of Pro Bowl performers. DT Trevor Pryce led the Broncos sack charge with 13.0 QB takedowns in '99 to earn his initial Pro Bowl berth and followed that up with another All-Star campaign in 2000 after posting a team-best 12.0 sacks. Robinson's '96 Denver defense produced five Pro Bowl performers, including LB Bill Romanowski, S Steve Atwater, S Tyrone Braxton, DT Michael Dean Perry and DE Alfred Williams.

Robinson joined the Broncos after a five-year stint with the N.Y. Jets ('90-94). He coached the defensive line from '90-93 and served as defensive coordinator in '94 when the Jets ranked eighth in the league by permitting just 20.0 points per game. Turnovers and a stingy run defense were also a staple of Robinson's defense at his first NFL stop. During his last four years in New York, the Jets defense forced 151 turnovers, the most in the AFC and the second-most in the NFL during that span. They also improved from 27th in the league in total defense in '89 to eighth in '93. New York's rush defense also showed significant improvement, jumping to a fifth-place ranking (92.1 ypg) after allowing 133.5 yards per game in '89.

The Los Angeles native spent his first 15 years of coaching in the collegiate ranks and entered the NFL after an eight-year stint at UCLA ('82-89). Robinson was a member of three Rose Bowl champion squads during his tenure with the Bruins, following the '82, '83 and '85 seasons. He joins the trio of the Chiefs President Carl Peterson, head coach Dick Vermeil and Vice President of Football Operations Lynn Stiles as former UCLA coaches now with the Chiefs who were part of a Bruins victory in the Rose Bowl. Robinson was the Bruins defensive line coach from '82-88 before switching sides of the ball and serving as offensive coordinator in '89. He had been promoted to assistant head coach for the '90 season, but opted to join the Jets instead.

Robinson began his collegiate playing career as a linebacker at Bakersfield Community College from '70-71 before moving on to play center, tight end and linebacker at the University of the Pacific ('72-74). After earning his bachelor's degree in political science in '75, he began his coaching career as a graduate assistant at Pacific ('75-76). He made stops at Cal State Fullerton ('77-79) and North Carolina State ('80-81) before moving on to UCLA in '82.

Education: University of the Pacific (B.S. '75). **Born:** October 9, 1951 in Los Angeles, California. **Family:** Wife - Laura; Children - Dominic, Lindsay and Leslie Ann.

COACHES



Vernon
DEAN

Assistant Defensive Backs

1st Year NFL Coach • 1st Year with Chiefs



Vernon Dean enters his first season as an NFL coach in 2003 after spending 10 seasons coaching on the collegiate and high school level. Dean begins his initial campaign with Kansas City as the club's assistant defensive backs coach.

Dean brings a wealth of hands-on expertise to his post with the Chiefs after serving seven seasons as an NFL cornerback with Washington ('82-87) and Seattle ('88). Originally a second-round draft choice (49th overall) of the Redskins in '82, Dean played in 101 regular season games (59 starts), registering 22 interceptions for 274 yards with two touchdowns, as well as seven fumble recoveries.

COACHING CAREER

1990-93	Georgetown	Defensive Backs ('90-91) Defensive Coordinator ('92-93)
1997-99	Bishop O'Dowd HS (CA)	Defensive Backs
2000-01	Western Oregon	Defensive Backs
2002	Western Illinois	Defensive Backs

honors from the Pro Football Writers Association and same season.

Dean gained his initial NFL coaching experience serving an NFL Minority Coaching Fellowship with the Baltimore Ravens during their 2001 training camp, working under the direction of linebackers coach Jack Del Rio (now head coach of the Jacksonville Jaguars) and defensive coordinator Marvin Lewis (now head coach of the Cincinnati Bengals). He was scheduled to serve a fellowship with the Arizona Cardinals in training camp last season, before accepting a post as the defensive backs coach at Western Illinois.

Prior to his stint with the Leathernecks, Dean coached the secondary at Western Oregon in 2000-01. From '97-99 he served as the defensive backs coach at Bishop O'Dowd High School in Oakland, California after spending several years working in both finance and real estate. He began his coaching career at Georgetown University where he tutored defensive backs for the Hoyas in '90 before serving as the club's defensive coordinator in '92 and '93. An All-Western Athletic Conference selection and honorable mention All-America pick as a senior at San Diego State, Dean led the league with six interceptions that season. He began his collegiate playing career at Los Angeles Valley Junior College and spent one season at U.S. International University, where he had 10 interceptions as a junior. He transferred to San Diego State after USIU dropped its football program.

Education: San Diego State, Western Oregon University (B.S. 2001). **Born:** May 5, 1959 in Houston, Texas. **Family:** Single, with two sons, Joshua (20), a junior safety at San Diego State and Jaylon (4),

including one for a TD. He also saw duty in 15 career postseason contests, producing four INTs in those games. Raised in Los Angeles, California, Dean made three Super Bowl appearances with Washington and was part of Joe Gibbs' squads that claimed victories in Super Bowls XVII and XXII. He was named NFL Defensive Rookie of the Year by *Football Digest* in '82 and also earned first-team NFL All-Rookie and second-team All-NFC accolades from UPI that



Dean earned rings from Super Bowls XVII and XXII with Washington.



Irv

EATMAN

Assistant Offensive Line



5th Year NFL Coach • 3rd with Chiefs

Owning five years of experience as a Chiefs player, Irv Eatman returned to Kansas City in 2001 as the team's assistant offensive line coach and enters his third season in that capacity this year. Eatman spent five seasons as an offensive tackle for the Chiefs from '86-90 after originally being drafted by the club in '83.

Eatman is now in his fifth year as a pro coach and returned to Kansas City to help Mike Solari tutor the Chiefs offensive front. In 2002, the Chiefs offensive line produced a pair of Pro Bowlers in G Will Shields and T Willie Roaf. Kansas City's blocking unit has also paved the way for two-time Pro Bowl RB Priest Holmes who eclipsed the franchise's single-season rushing record with 1,615 yards in 2002 after winning the NFL's rushing crown with 1,555 yards the previous season. Prior to joining the Chiefs coaching staff, Eatman spent the 2000 campaign as an assistant offensive line coach with Pittsburgh after serving in the same role for Green Bay in '99. With Eatman's assistance, Pittsburgh's ground attack ranked fourth in the NFL in 2000, averaging 140.5 yards per game, a 16.1 yards per game improvement from '99 when the Steelers ranked 10th in the league.

The 42-year-old Eatman provides a valuable resource for the Chiefs offensive line, owning 14 years of professional playing experience, including 11 seasons in the NFL. Originally drafted by Kansas City in the eighth round of the '83 NFL Draft, Eatman signed with the USFL and was a three-

COACHING CAREER

1999	Green Bay Packers	Asst. Offensive Line
2000	Pittsburgh Steelers	Asst. Offensive Line
2001-03	Kansas City Chiefs	Asst. Offensive Line

COACHES

time All-Pro offensive tackle ('83-85) for the Philadelphia/Baltimore Stars where Chiefs President Carl Peterson was President/General Manager at the time.

During his three-year run with the Stars, Eatman was part of a squad which posted a league-best 48-13-1 overall record, including a remarkable 7-1 postseason mark. The Stars appeared in all three of the league's championship games and claimed the final two USFL titles in '84 and '85. In addition, Eatman was named the USFL Man of the Year for his charitable efforts following the '84 campaign.

Following his tenure in the USFL and a five-year stay in Kansas City, Eatman went on to play with the N.Y. Jets ('91-92), L.A. Rams ('93), Atlanta Falcons ('94) and Houston Oilers ('95-96). In total, the Birmingham, Alabama native played in 149 regular season NFL contests and saw postseason duty with both the Chiefs in '90 and the Jets in '91.

Eatman attended UCLA where he was a two-time Lombardi Award semi-finalist, three-time honorable mention All-America selection and a two-time All-Pac 10 pick. As a senior in '82, he played on the Bruins squad which claimed a 24-14 victory over Michigan in the Rose Bowl. Current Kansas City defensive coordinator Greg Robinson was also at UCLA at the time, serving as the Bruins defensive line coach.

Education: University of California - Los Angeles. **Born:** January 1, 1961 in Birmingham, Alabama. **Family:** Wife - Maureen; Children - Joshua, Emma and Lucas.



Eatman played 14 pro seasons, including five with Kansas City ('86-90).



Frank GANSZ, JR.

Special Teams



5th Year NFL Coach • 3rd with Chiefs

Frank Gansz, Jr. enters his third season with Kansas City serving as the club's special teams coach. Embarking on his 16th season in the coaching profession, Gansz is in his fifth NFL campaign after serving a two-year stint directing Oakland's special teams from '98-99.

Under his direction the past two seasons, Kansas City's specialty units have blocked four punts and partially blocked another, marking the club's best two-year punt-blocking total since '89-90. In addition to a pair of punt blocks last season, Gansz's unit also blocked a field goal. In 2002, the Chiefs scored three touchdowns on special teams, marking the club's best total since '95. Kansas City tied a team record with two scores on punt returns a year ago and registered a TD on a kickoff return for the first time since '97, while not permitting a score by an opponent's special teams.

WR Dante Hall continued his rapid rise under Gansz as one of the league's most exciting young return threats. Hall became just the second player in Chiefs history to earn a Pro Bowl nod as a kick returner, joining J.T. Smith who accomplished the feat following the '80 season. In 2002, Hall established single-season Chiefs records with 57 kickoff returns for 1,354 yards and tied a team mark with two punt return TDs to go with the first kickoff return score of his career. In total, Hall accounted for 2,120 combined net yards, the third-highest seasonal total in Chiefs history.

But getting production out of the return game is nothing new for Gansz. During his tenure with the Raiders, Gansz tutored some of the league's top return threats in Desmond Howard, Darrien Gordon and Napoleon Kaufman. In '98, Howard ranked fifth in the AFC with a 12.0-yard punt return average.

The 40-year-old Gansz joined Oakland following a five-year stay at the University of Houston ('93-97) where he served as the club's tight ends and special teams coach. In '96 under Gansz the Cougars established a school single-season record for highest kickoff return average. Thanks in part to Gansz's special teams unit, Houston claimed a share of the Conference USA title while appearing in the Liberty Bowl following the '96 season.

COACHING CAREER

1987	Kansas	Graduate Assistant
1988-89	Pittsburgh	Defensive Backs ('88) Offensive Line ('89)
1990-91	Army	TEs/Special Teams
1992	N.Y./N.J. Knights (WLAFL)	Special Teams
1993-97	Houston	TEs/Special Teams
1998-99	Oakland Raiders	Special Teams
2001-03	Kansas City Chiefs	Special Teams

Ganz's first job in the professional ranks came in '92 where he was the special teams coach for the New York/New Jersey Knights of the World League (now NFL Europe). During his lone season with the Knights, Ganz's kickoff coverage, kickoff return and punt return units led the league as his squad tallied four special teams scores.

Prior to joining the Knights, Ganz served a pair of two-year stints at the collegiate level, coaching at both Pittsburgh ('88-89) and Army ('90-91). At Pitt, Ganz was part of a staff which helped guide the Panthers to a 31-28 victory over Texas A&M in the '89 John Hancock Bowl. Ganz broke into coaching as a graduate assistant at the University of Kansas ('87). Prior to embarking on his coaching career, Ganz was a four-year performer as a defensive back at The Citadel.

Ganz's father, Frank Sr. retired following the 2001 season following 24 seasons in the NFL coaching ranks, most recently as the special teams coordinator for Jacksonville from 2000-01. The elder Ganz was twice named the NFL's Special Teams Coach of the Year ('89, '99) and spent five seasons ('81-82, '86-88) on the Chiefs coaching staff, including a two-year stint ('87-88) as Kansas City's head coach. It was thanks in large part to Ganz's instruction that the Chiefs blocked or deflected an NFL-record 10 kicks in '86 as the team ended a 15-year playoff drought. In the only head-to-head regular season meeting between Ganz, Jr. and his father, the younger Ganz and the Chiefs prevailed by a 30-26 margin at Jacksonville in 2001.

Education: The Citadel (B.A. '85). **Born:** August 8, 1962 in Greenville, South Carolina.
Family: Single.



Peter
GIUNTA
Defensive Backs



13th Year NFL Coach • 3rd with Chiefs

Beginning his 13th NFL season and his 23rd year in the coaching profession overall, Peter Giunta (pronounced JUNE-ta) enters his third season as the Chiefs defensive backs coach in 2003. The 46-year-old coach joined the Chiefs after spending four seasons ('97-00) with St. Louis, including the last three as that club's defensive coordinator. Giunta served as the Rams assistant head coach under Dick Vermeil in '98-99 after originally joining the Rams staff as defensive backs coach in '97.

The Chiefs registered 18 interceptions under Giunta in 2002, including a team-high six from S Greg Whaley, who tied for second in the AFC and fifth in the NFL. During his initial season with the Chiefs in 2001, Kansas City was the only team in the NFL that did not permit a pass play of 50 yards or more, while the club's secondary allowed six fewer TD passes than it did in 2000.

As Rams defensive coordinator, Giunta was responsible for the resurgence in the St. Louis defense which helped spark the club's remarkable run to a World Championship in '99. Those efforts culminated with a 13-3 regular season record that year and a 23-16 victory over Tennessee in Super Bowl XXXIV. Giunta's unit led the league in rush defense in '99, allowing just 74.3 yards per game, while ranking sixth in total defense by permitting a mere 293.6 yards per contest.

The Rams '99 defense led the NFC with 29 interceptions, a figure which ranked second in the NFL behind only Seattle (30). CB Todd Lyght led the way, tying for the NFL lead with six pickoffs, earning his initial Pro Bowl berth in the process. St. Louis was also opportunistic, returning nine takeaways (seven INTs and two fumbles) for touchdowns in '99. Those turnovers were due in large part to a Rams pass rush which racked up 57.0 sacks, a figure which tied Jacksonville for the league lead. That charge was headlined by Pro Bowl DE Kevin Carter, who led the NFL with 17.0 QB takedowns.

Giunta also has a reputation for getting the most out of the defensive backs under his jurisdiction and stifling opponents' passing attacks. In 2000, Rams CB Dexter McCleon registered eight interceptions, a total which was surpassed only by Green Bay S Jamie Sharper, who had nine. During his first season as the Rams defensive coordinator in '98, St. Louis ranked third in the NFL in passing defense, allowing 176.9 yards per game. With Giunta serving as defensive backs coach in '97 the Rams snared 25 INTs, a figure topped only by the Giants (27). Giunta's star pupil that season was CB Ryan McNeil, who led the league with nine interceptions.

COACHING CAREER	
1981-83	Penn State Defensive Assistant ('81) Tight Ends ('82-83)
1984-87	Brown Tight Ends/Wide Receivers ('84-85) Offensive Coordinator ('86-87)
1988-90	Lehigh Tight Ends/Wide Receivers
1991-94	Philadelphia Eagles Defensive Backs
1995-96	N.Y. Jets Defensive Backs
1997-00	St. Louis Rams Defensive Backs ('97) Asst. Head Coach/Def. Coord. ('98-00)
2001-03	Kansas City Chiefs Defensive Backs

COACHES

Prior to joining the Rams, the Salem, Massachusetts native spent two seasons as the defensive backs coach for the N.Y. Jets from '95-96. In his initial campaign with that club, the Jets defense led the league in pass defense (171.3 ypg). Giunta was also instrumental in the development of CB Aaron Glenn, who would go on to become the only Pro Bowl corner in Jets history, getting All-Star nods in '97 and '98.

Giunta's first NFL coaching position came coaching defensive backs for Philadelphia from '91-94. During the '91 season, the Eagles defense ranked first in the league in passing defense (150.8 ypg), rushing defense (71.0 ypg) and total defense (221.8 ypg). That marked just the fifth time in NFL history and the first time since '75 that a single team led the league in all three of those defensive categories.

Giunta's 10 seasons in the collegiate ranks began at Penn State ('81-83). During his first year on Joe Paterno's staff, Giunta was a defensive assistant before coaching the tight ends for his final two seasons. While at Penn State, the Nittany Lions claimed the '82 National Championship with a 27-23 victory over Georgia in the Sugar Bowl. In all, Penn State would claim three bowl victories during Giunta's tenure ('82 Fiesta, '83 Sugar and '83 Aloha).

Following Penn State, Giunta moved on to Brown ('84-87) where he coached both the tight ends and wide receivers before becoming the offensive coordinator ('86-87). Giunta then moved onto Lehigh ('88-90) where he was responsible for the tight ends and wide receivers. After a four-year playing career as a defensive back and running back at Northeastern ('74-77), Giunta began his coaching career in Massachusetts where he guided Swampscott High School from '78-80.

Education: Penn State University (M.A. '83), Northeastern University (B.S. '79). **Born:** August 11, 1956 in Salem, Massachusetts. **Family:** Wife - Cindy; Children - Christina, John and D.J.



Carl
HAIRSTON
 Defensive Line



9th Year NFL Coach • 5th with Chiefs

A familiar face in the Chiefs organization, Carl "Big Daddy" Hairston returned to Arrowhead Stadium for his second tour of duty on the Kansas City coaching staff in 2001. Entering his ninth season as an NFL defensive line coach, Hairston previously coached Kansas City's defensive front from '95-96.

Hairston's return to the Arrowhead sidelines has produced substantial dividends for the Chiefs. In 2002, DE Eric Hicks and DT John Browning combined for 16.0 sacks, while the penetration of Kansas City's defensive line was a key factor in stopping 74 rushing plays behind the line of scrimmage in 2001, a total which ranked as the second-highest in the NFL that season. In 2001, rookie DT Eric Downing won the club's Mack Lee Hill Award. Both Downing and 2002 first-round draft choice, DT Ryan Sims, should benefit greatly from Hairston's 15 years of NFL playing experience at the defensive tackle position.

The 50-year old coach rejoined the Chiefs following a four-year stint ('97-00) as the defensive line coach for St. Louis under head coach Dick Vermeil. In 2000, Hairston tutored a pair of players who each topped the double-digit sack mark, DEs Kevin Carter (10.5) and Grant Wistrom (11.0). Miami, New Orleans, Tampa Bay and Washington were the only four other clubs to boast a pair of defensive linemen with 10.0 or more QB takedowns that season.

During the Rams 13-3 season in '99 when the club claimed the Super Bowl XXXIV title, St. Louis tied Jacksonville for the league lead with 57.0 sacks, thanks in large part to Hairston's front four. Carter led the league with 17.0 sacks and joined teammate DT D'Marco Farr in the Pro Bowl. Behind Carter's 12.0 sacks in '98, only the N.Y. Giants (54.0), Seattle (53.0) and San Francisco (51.0) produced more sacks than St. Louis (50.0). In '97, Hairston's defensive front was anchored by DE Leslie O'Neal who produced 10.0 sacks, marking the seventh double-digit sack tally of his illustrious NFL career.

Hairston began his coaching career as the defensive line coach under then-Chiefs head coach Marty Schottenheimer in '95. In his two years on the Chiefs staff ('95-96), Hairston helped guide one of the fiercest defensive fronts in football. The Chiefs compiled a 13-3 record and won the AFC West title in '95, ranking second in the AFC and third in the NFL with 47.0 sacks. Under the watchful eye of Hairston, Kansas City DE Neil Smith lead the team with 12.0 QB takedowns to earn a Pro Bowl nod, while DT Dan Saleaumua also received a Pro Bowl invitation for his efforts.

Hairston originally joined the Chiefs in '94 as a pro scout in the club's player personnel department and also assisted with the defensive line coaching duties during training camp that

COACHING CAREER	
1995-96	Kansas City Chiefs Defensive Line
1997-00	St. Louis Rams Defensive Line
2001-03	Kansas City Chiefs Defensive Line

COACHES

season. Prior to his time in Kansas City, Hairston spent three seasons ('91-93) as a college scout for the Arizona Cardinals.

One of the finest defensive ends of his era, Hairston enjoyed a stellar 15-year pro playing career. He appeared in 224 NFL contests (184 starts), registering 1,141 tackles and 94.0 sacks. He played eight seasons in Philadelphia ('76-83), six years in Cleveland ('84-89) and one season with Arizona ('90) during his tenure in the league.



Hairston was a member of Philadelphia's Super Bowl XV squad.

Education: University of Maryland Eastern Shore (B.A. '85). **Born:** December 15, 1952 in Martinsville, Virginia. **Family:** Wife - Cindy; Children - Carl, Jr. and Crystal.

A seventh-round draft pick (191st overall) of the Philadelphia Eagles and first-year NFL head coach Dick Vermeil in '76, Hairston went on to start all eight seasons he was in Philadelphia, captaining the defense from '79-83 and racking up 100 or more tackles five straight years ('77-81). In '79, he led the Eagles and the NFC with a career-best 15.0 sacks. A year later, Hairston served as a starting defensive end for Vermeil's Eagles in Super Bowl XV against the Oakland Raiders. In total, the Martinsville, Virginia product participated in 15 career playoff contests, including four conference championship games ('80 NFC, '86 AFC, '87 AFC and '89 AFC).

A four-year starter at linebacker and defensive end at Maryland-Eastern Shore, Hairston earned collegiate All-Conference honors on three occasions and also played one season of basketball.



Jeff

HURD

Strength and Conditioning



9th Year NFL Coach • 6th with Chiefs

Jeff Hurd is in his sixth campaign as Kansas City's head strength and conditioning coach. A member of the National Strength and Conditioning Association, Hurd owns 20 years of experience in the health and fitness field. He joined the Chiefs in '98 after spending the previous three seasons ('95-97) as the assistant strength and conditioning coach for the Jacksonville Jaguars under head coach Tom Coughlin.

In his position with the Chiefs, Hurd is responsible for overseeing one of the league's most highly-attended NFL off-season conditioning programs which puts an emphasis on not only improving strength and cardiovascular endurance, but also enhancing speed and flexibility. He also supervises the club's personalized in-season training regiment designed to maintain those off-season gains.

The 45-year-old Hurd was already a familiar face in the Chiefs weight room before joining Kansas City's coaching staff on a full-time basis in '98. He worked under the direction of former Chiefs and current San Diego Chargers strength coach Dave Redding for three seasons ('90-92) as a strength and conditioning assistant during training camp and also served as an intern with the Kansas City strength coaches in '93 and '94.

Raised in Parker, Arizona, Hurd was a two-year baseball letterman at Imperial Valley Junior College in El Centro, California before transferring to Fort Hays (Kansas) State where he earned two more letters and graduated with a degree in physical education in '81. He also received a master's degree in physical education from Fort Hays with an emphasis in exercise physiology in '84, the same year he began his coaching career as a graduate assistant strength coach for the Tigers. After leaving Fort Hays, Hurd served as the head strength coach for Delta State ('85-86), Western Michigan ('87-93) and Tulsa ('94), in addition to a stint as the assistant strength and conditioning tutor at Clemson ('86-87) before joining the Jaguars in '95.

Education: Fort Hays State University (B.S. '81), (M.S. '84). **Born:** April 24, 1958 in Pomona, California. **Family:** Wife - Kathy; Children - Eric, Austin and Audra.

COACHING CAREER

1984	Fort Hays State	Graduate Assistant
1985-86	Delta State	Head Strength Coach
1986-87	Clemson	Asst. Strength & Cond.
1987-93	Western Michigan	Head Strength Coach
1994	Tulsa	Head Strength Coach
1995-98	Jacksonville Jaguars	Asst. Strength & Cond.
1998-03	Kansas City Chiefs	Strength & Cond.



Charlie
JOINER

Wide Receivers



17th Year NFL Coach • 3rd with Chiefs

A member of the Pro Football Hall of Fame, Charlie Joiner brings 34 years of expertise as an NFL player and coach to the Chiefs organization. He embarks on his third season as the club's wide receivers coach in 2003, entering his 17th year as an NFL coach. Prior to joining the Chiefs in 2001, he spent nine seasons ('92-00) coaching wide receivers for the Buffalo Bills. During that span, Buffalo merited six playoff berths, won two AFC Championships and made appearances in Super Bowls XXVII and XXVIII with Joiner on the club's coaching staff.

In Kansas City, Joiner has effectively integrated a number of talented performers into the club's revamped receiving corps, including 2002 free agent signee Johnnie Morton and 2001 mid-season acquisition Eddie Kennison. Kennison developed into a consistent threat for the Chiefs a year ago, leading the team with 906 receiving yards, while former CFL standout Marc Boerigter quickly made the transition to the NFL game, producing a team-high eight TD catches. Former RB Dante Hall also continued to hone his skills as a wide receiver under Joiner, giving the Chiefs another explosive pass-catching target.

Two of Joiner's star pupils during his nine-year stay in Buffalo were Eric Moulds and Andre Reed. Moulds earned a pair of Pro Bowl appearances under Joiner's guidance, getting his initial bid in '98 when he recorded 67 catches for a team-record 1,368 yards and nine TDs. In 2000, he was selected to his second Pro Bowl after breaking Reed's single-season reception record with 94 catches for 1,326 yards and five scores. Reed, who played with Buffalo from '85-99, holds Bills career records for 326 receptions (941), receiving yards (13,095) and receiving TDs (86). He ranks second in NFL history behind only Jerry Rice in both receptions and seasons with 50 or more catches (13).

Prior to joining the Bills, Joiner served five seasons ('87-91) as the San Diego Chargers receivers coach upon concluding his playing career with the club in '86. In Kansas City he is reunited with Chiefs offensive coordinator Al Saunders, who began his NFL coaching career tutoring Joiner and the rest of the Chargers wideouts in '83. Joiner succeeded Saunders as the club's receivers coach in '87 when Saunders was promoted to head coach during the midpoint of Joiner's final campaign as a player in '86.

Among the WRs tutored by Joiner in San Diego was Anthony Miller, who earned back-to-back Pro Bowl berths following the '89 and '90 seasons. Miller enjoyed one of the finest campaigns of his 10-year NFL career under Joiner in '89, hauling in 75 passes for a career-high 1,252 yards and 10 TDs for the Chargers.

An 18-year NFL playing veteran, Joiner was inducted into the Pro Football Hall of Fame in '96 following a career which included stints with Houston ('69-72), Cincinnati ('72-75) and San Diego ('76-86). He played in 239 career regular season contests, the most ever by an NFL wide receiver. He also saw action in nine career postseason contests, including the '80 and '81 AFC Championship Games. He ended his career with 750 catches for 12,146 yards and 65 TDs. Joiner earned Pro Bowl honors following the '76, '79 and '80 seasons. He was named the Chargers Most Inspirational Player seven times and was twice honored by the City of San Diego on "Charlie Joiner Day" in '84 and '86.

Joiner produced four 1,000-yard seasons during his tenure in San Diego and topped the 70-catch barrier three straight seasons from '79-81. Part of one of the most prolific offenses in NFL history, Joiner's biggest years came in the heyday of the "Air Coryell" offense playing along with fellow Pro Football Hall of Famers QB Dan Fouts and TE Kellen Winslow, as well as fellow Pro Bowl WRs, Wes Chandler and John Jefferson.

The Many, Louisiana native was a four-year letterman at Grambling from '65-68. He was selected in the fourth round of the '69 draft by Houston as a defensive back and was traded to Cincinnati midway through the '72 campaign for RBs Fred Willis and Paul Robinson. He was traded to San Diego in '76 in exchange for DE Coy Bacon. Joiner was inducted into the Louisiana Hall of Fame in '90 and was officially enshrined in the Pro Football Hall of Fame on July 27, 1996, becoming just the 13th post-World War II receiver to be honored in Canton.

Education: Grambling State (B.A., '69). **Born:** October 14, 1947 in Many, Louisiana. **Family:** Wife - Dianne; Children - Jynaya and Kori.

COACHING CAREER		
1987-91	San Diego Chargers	Wide Receivers
1992-00	Buffalo Bills	Wide Receivers
2001-03	Kansas City Chiefs	Wide Receivers



Joiner was inducted into the Pro Football Hall of Fame in '96.

COACHES



Bob KARMELOWICZ

Defensive Line



12th Year NFL Coach • 7th with Chiefs

Entering his 12th season in the NFL and his 29th year overall in the coaching profession, Bob Karmelowicz begins his seventh campaign as Kansas City's defensive line coach in 2003. Prior to joining the Chiefs staff in '97, he spent three years with the Washington Redskins ('94-96) and two seasons with the Cincinnati Bengals ('92-93).

A former collegiate nose tackle, Karmelowicz brings a wealth of expertise, as well as a unique and enthusiastic style to his post. Among the many novel coaching techniques utilized by the ever-crafty Karmelowicz is an off-season training regiment which has included the use of the martial arts to enhance the footwork, hand-eye coordination and the leverage abilities of his linemen.

In 2002, the Chiefs defensive front was led by two of Karmelowicz's brightest pupils, DE Eric Hicks and DT John Browning. Hicks led the team with 9.0 sacks and paced the defensive line with 91 tackles. Meanwhile, Browning ranked second on the squad with 7.0 QB takedowns and was second only to Hicks on the defensive line with 71 stops.

Karmelowicz has played a large role in the ongoing development of both Hicks and Browning. After joining the Chiefs as a rookie free agent in '98, Hicks started all 16 games for the club at right defensive end in '99. Under Karmelowicz's guidance in 2000, the Maryland product made another substantial leap. Despite missing five starts due to a knee injury, the upstart defensive end still ranked sixth in the NFL with a team-high 14.0 sacks, the seventh-highest single-season total in Chiefs history. Despite facing a host of injuries during his career, Browning has likewise enjoyed his most productive campaigns under Karmelowicz. In addition to his 2002 numbers,

Browning produced 6.0 sacks and 71 tackles for the Chiefs in 2000, a remarkable feat considering he started at all four defensive line positions during the course of that season.

In 2001, Karmelowicz was credited with rapidly assimilating rookie DT Eric Downing into the lineup. After Browning was lost to injury just six games into the season, Downing responded by starting the club's final nine games - the highest tally by a Chiefs rookie defensive tackle since '84 - and would go on to win the club's Mack Lee Hill Award. In addition to Downing, Karmelowicz is also highly regarded for molding other young players into productive performers such as former Chiefs DT Tom Barndt, who started 40 games for Kansas City from '97-99 after originally being drafted by the club as an offensive line prospect in '95.

Impressive play on the defensive line has long been a Kansas City trademark. That production was evident when Karmelowicz's corps helped the Chiefs produce 51.0 sacks in 2000, an improvement of 11.0 QB takedowns from the previous year. The Chiefs defensive line was responsible for 40.0 of those sacks, matching the total produced by the entire team in '99, an amazing accomplishment considering the rash of injuries on the club's defensive front in 2000. Those 51.0 sacks also ranked fourth in the NFL and were the third-highest tally in Kansas City history. The Chiefs have produced two of the three highest single-season sack counts in team history during Karmelowicz's tenure, totaling 54.0 sacks in '97, in addition to the 51.0 the club produced in 2000.

In his initial season with the Chiefs in '97, the club's revamped defensive front coached by Karmelowicz was a key element of NFL's stingiest scoring defense. The club racked up 54.0 sacks, the second-highest total in franchise history, a figure which also tied for third-best mark in the league. That pass rush was led by Dan Williams who paced the team with a career best 10.5 sacks in just his first year with the club. The team improved in stuffing the run as well in '97, yielding just 101.3 yards per game to rank fourth in the AFC and seventh in the league.

Karmelowicz has traditionally maximized the talents at his disposal, something he has done in his previous coaching assignments. In three seasons with Washington ('94-96), he worked with the likes of DT Sean Gilbert and DE Ritchie Owens, who led the Redskins with 11.0 sacks in '96, just his

COACHING CAREER		
1975-79	Arizona State	Offensive Line
1980	Massachusetts	Offensive Line
1981	Texas-El Paso	Offensive Line
1982	UNLV	Defensive Line
1983-86	Illinois	Defensive Line ('83-85)
		Offensive Line ('86)
1987-88	Washington State	Defensive Line
1989-91	Miami (Fla.)	Defensive Line
1992-93	Cincinnati Bengals	Defensive Line
1994-96	Washington Redskins	Defensive Line
1997-03	Kansas City Chiefs	Defensive Line

COACHES

second pro campaign. During his three years ('89-91) coaching the defensive line at the University of Miami (Fla.), he helped produce a pair of top-three overall draft picks in Russell Maryland (first overall in '91) and Cortez Kennedy (third overall in '90). His defensive line was also a key link in a Hurricanes squad which led the nation in total defense in '89 and topped the country in scoring defense in '91.

The Plainville, Connecticut product began his career in the professional ranks with the Cincinnati Bengals ('92-93) after spending 16 seasons on the collegiate level. Prior to his three years at Miami, Karmelowicz enjoyed stints at Massachusetts ('80), Texas-El Paso ('81), Illinois ('82-86) and Washington State ('87-88). A three-year starter and a consensus Little All-America nose tackle at the University of Bridgeport, Karmelowicz began his coaching career under Frank Kush at Arizona State in '75 and went on to spend five seasons ('75-79) with the Sun Devils.

Education: Arizona State University (M.A. '77); University of Bridgeport (B.A. '72). **Born:** New Britain, Connecticut. **Family:** Wife - Olga; Children - Liz, Marissa and Dave.



Billy
LONG
Asst. Strength and Conditioning



3rd Year NFL Coach • 3rd with Chiefs

Entering his third full season in the NFL, Billy Long serves as the Chiefs assistant strength and conditioning coach. Long assists Jeff Hurd in the implementation of Kansas City's year-round conditioning and training regiment. He came to the Chiefs in 2001 following a nine-year stay ('92-00) at Southern University where he served as the school's strength and conditioning coach and also coached the club's offensive line.

Prior to coming to Kansas City, Long served as a longtime consultant to the St. Louis Rams organization. He originally worked with the club as the team's minority coaching intern in '94 and served as a consultant to the club starting in '95, working primarily during the club's training camp held at Western Illinois University in Macomb, Illinois. His arrival in Kansas City reunited Long with Chiefs head coach Dick Vermeil, who served as the Rams head coach from '97-99.

While working with the Rams, Long became a mainstay in the locker room and was credited with initiating the "Gotta go to work!" mantra, which became a battle cry for the Rams during their Super Bowl XXXIV championship season in '99. In addition to his training camp assistance, Long frequently traveled to St. Louis to help the team prepare prior to regular season contests.

Owning 20 years of coaching experience at the collegiate level, Long spent four years serving as the strength and conditioning coordinator and coaching the offensive line at Arkansas - Pine Bluff from '87-91. A collegiate guard at Alabama State, Long began his coaching career at his alma mater in '81, serving as defensive line coach and as the club's strength and conditioning coach. From '82-86 he coached the offensive line in addition to his weight room duties with Alabama State.

Education: Alabama State University (B.S. '81). **Born:** June 23, 1959 in Phenix City, Alabama. **Family:** Wife - Marshelle; Children - Tekia and Kyler.

COACHING CAREER	
1981-86	Alabama St. Def. Line/Off. Line/Strength
1987-91	Arkansas - Pine Bluff Off. Line/Strength
1992-00	Southern Off. Line/Strength
2001-03	Kansas City Chiefs Asst. Strength & Cond.

COACHES

PRONUNCIATION GUIDE

Victor Allotey AL-oh-tay
 Leo Araguz ARA-goos
 Billy Baber BAY-ber
 William Bartee bar-TEE
 Monty Beisel BI-zol
 Marc Boerigter BO-ric-ter
 Henri Childs ON-ree
 Dameane Douglas DAY-me-on
 Scott Fujita Foo-GEE-ta

Shaunard Harts sha-NARD
 Jarmar Julien Ja-MAR
 Dexter McCleon muh-CLE-on
 Kawika Mitchell kuh-WEE-ka
 Montique Sharpe mon-TEEK
 Jared Tomich TOM-itch
 R-Kal Truluck TRUE-luck
 Casey Weigmann WIG-man
 Peter Giunta JUNE-ta



Keith ROWEN

Tight Ends



20th Year NFL Coach • 5th with Chiefs

Entering his 20th season in the NFL ranks and his 29th year in the coaching profession, Keith Rowen enters his fifth season as the Chiefs tight ends coach in 2003. Rowen came to Kansas City in '99 after spending the previous two years as the offensive line coach for the Oakland Raiders.

While Rowen has a long history of tutoring blocking skills in the NFL, he has also shown a propensity for getting pass-catching production out of the tight end position. By far the brightest pass receiver this veteran coach has tutored is Chiefs TE Tony Gonzalez, who has enjoyed four consecutive Pro Bowl campaigns, all of which have come under Rowen's guidance.

A consensus All-Pro selection the past four years, Gonzalez tied for the NFL lead among TEs with seven TD catches in 2002 and joined FB Kimble Anders as the only other player in team history to register five consecutive seasons with 50 or more receptions. In 2001, he led the club in receptions for a third straight year and tied for the NFL lead among TEs with 73 receptions, while his 917 receiving yards led the Chiefs and were the best total by any TE in the league.

In 2000, Gonzalez earned his second starting role in the Pro Bowl after shattering the franchise single-season record with 93 receptions and amassing 1,203 receiving yards, the most ever by a Chiefs tight end, the fourth-highest total by a TE in NFL annals and the fourth-best mark of any Kansas City player. Gonzalez also established an NFL record for tight ends in 2000 by producing six 100-yard receiving games, a mark which tied as the most ever by any Chiefs receiver. The '97 first-round draft choice became the first-ever Chiefs TE to receive a Pro Bowl invitation in '99 when he caught 76 passes, the second-highest total by any player in Kansas City annals. Gonzalez's 11 TD catches in '99 ranked just one shy of the franchise single-season record, as well.

During his two seasons with the Raiders, the 50-year-old Rowen helped rejuvenate Oakland's ground game, as running back Napoleon Kaufman racked up 2,215 yards those two years, including a career-high 1,294 yards in '97, while guard Steve Wisniewski earned a Pro Bowl berth under his tutelage that same year.

Prior to joining the Raiders, Rowen spent three years as an offensive line coach with the Minnesota Vikings from '94-96 and three seasons ('91-93) in that same capacity with the Atlanta Falcons. During Rowen's three-year tenure with the Vikings, G Randall McDaniel earned All-Pro honors and started in three Pro Bowls. He was also instrumental in the development of future Vikings Pro Bowl offensive linemen Jeff Christy and Todd Steussie. In '91, Falcons T Chris Hinton received Pro Bowl recognition under Rowen's tutelage after receiving that same honor four straight seasons ('85-88) with Rowen serving as the offensive line/special teams coach for the Indianapolis Colts. In '90, Rowen also coached special teams for the Falcons, whose specialty units ranked as the best in the league by *The Dallas Morning News*. During his first stint as an NFL tight ends coach with New England in '89, Rowen helped rookie TE Eric Sievers from Maryland lead the Patriots in receiving with 54 catches.

The New York, New York native began his pro career as the offensive coordinator/offensive line coach for the USFL's Boston/New Orleans Breakers for two seasons ('83-84). He then entered the NFL ranks in '84 as the running backs coach for the Cleveland Browns, where he worked with current Chiefs defensive assistant/quality control coach Darvin Wallis.

A three-year letterman as a tackle at Stanford from '72-74, Rowen earned All-America honors during his senior campaign. Rowen then began his coaching career at his alma mater in '75 as the team's assistant defensive line coach. After a two-year stint ('75-76) at Stanford, Rowen moved to Long Beach State as the offensive line coach for two years ('77-78) before spending the '79-82 seasons in that same capacity at the University of Arizona.

An 11th-round draft choice of the Philadelphia Eagles in '75, Rowen remained with the Eagles until that year's final cut before beginning his coaching career at Stanford. An academic All-America at Stanford, Rowen earned a master's degree from that institution in '77 and also holds a doctorate in athletic administration from the University of Southern California. He comes from a football background as his father, Vic, served as the longtime head football coach at San Francisco State.

Education: University of Southern California (Ph.D. '80), Stanford University (M.A. '77), (B.S. '75). **Born:** September 2, 1952 in New York, New York. **Family:** Wife - Kimberly; Children - Mandee, Holly and Kelly.

COACHING CAREER

1975-76	Stanford	Asst. Defensive Line
1977-78	Long Beach State	Offensive Line
1979-82	Arizona	Offensive Line
1983-84	Arizona/N.O. Breakers (USFL)	Off. Coord./Off. Line
1984	Cleveland Browns	Running Backs
1985-88	Indianapolis Colts	Off. Line/Special Teams
1989	New England Patriots	Tight Ends
1990-93	Atlanta Falcons	TEs/Special Teams ('90) Offensive Line ('91-93)
1994-96	Minnesota Vikings	Offensive Line
1997-98	Oakland Raiders	Asst. Head Coach/Off. Line ('97) Offensive Line ('98)
1999-03	Kansas City Chiefs	Tight Ends

COACHES



James
SAXON
Running Backs



4th Year NFL Coach • 3rd with Chiefs

Former Chiefs running back James Saxon begins his fourth season as an NFL coach in 2003 as he embarks on his third year of tutoring Kansas City's running backs. Entering his sixth season of coaching overall, Saxon spent 2000 as the running backs coach of the Buffalo Bills. He returned to Kansas City in 2001 after enjoying a four-year playing career with the club from '88-91.

Saxon's return to the Chiefs in a coaching capacity has coincided with the emergence of RB Priest Holmes as one of the NFL's finest all-purpose performers. The only running back in Kansas City history to construct back-to-back 1,000-yard seasons, Holmes has earned two straight Pro Bowl appearances under Saxon's guidance and was named the 2002 NFL Offensive Player of the Year by Associated Press. Holmes broke his own single-season franchise record with 1,615 rushing yards in 2002 after becoming just the second player in team history to lead the league in rushing with 1,555 ground yards the previous season. Ironically, Saxon also had a hand in Christian Okoye's league-leading rushing effort in '89, serving as the lead blocker for Okoye — the franchise's all-time leading rusher — who paced the NFL with a then-team record 1,480 ground yards.

However, Holmes' performance hasn't been limited to just rushing superiority while working under Saxon. In 2002, Holmes broke 10 different Chiefs single-season records and led the team with 70 receptions, the most ever by a Kansas City running back. Last season Holmes also accumulated 2,287 yards from scrimmage, the fourth-highest total in NFL history. He also racked up 24 total touchdowns and 21 rushing scores, tallies which each tied as the third-best single-season marks in league annals. Behind Holmes and FB Tony Richardson, Kansas City finished the season third in the NFL in rushing, producing 148.6 yards per game. The club also averaged 5.15 yards per rushing play, the second-best figure in the NFL in 2002 and the second-highest average in team history.

Prior to joining the Chiefs coaching staff, Saxon began his NFL coaching career on a full-time basis with Buffalo in 2000. He originally joined the Bills in '99 as part of the Ralph C. Wilson, Jr. Coaching Fellowship, which is designed to give deserving minority coaches the opportunity to gain pro coaching experience. Saxon served in a similar training camp capacity with the Chiefs in '98.

Prior to entering the pro ranks, Saxon coached the running backs at Rutgers from '97-98, where current Chiefs quarterbacks coach Terry Shea served as head coach at the time. While with the Scarlet Knights, Saxon mentored RB Jackie Crooks who finished his career as the fifth-leading rusher in school history (2,434 yards). In '99, Saxon served as an volunteer assistant at Menlo College in Atherton, California, before joining the Bills.

An eight-year NFL playing veteran, Saxon was drafted in the sixth round (139th overall) of the '88 draft by the Chiefs. As a rookie with Kansas City, he made an immediate impact and received the club's prestigious Mack Lee Hill Award, which is bestowed annually to the team's top rookie or first-year performer. With the Chiefs ('88-91), Saxon played in 54 games (six starts), rushing 127 times for 497 yards with five TDs. He also accumulated 37 receptions for 323 yards and had 14 kickoff returns for 193 yards with Kansas City.



Saxon won the Mack Lee Hill Award as a rookie in '88.

Saxon joined Miami as a "Plan B" free agent in '92. In three seasons with the Dolphins ('92-94), he played in 48 games (seven starts), registering 17 carries for 36 yards to go with 32 catches for 192 yards. He also amassed 24 tackles on special teams for the Dolphins. He returned to the Chiefs for training camp in '95, but was acquired by Philadelphia prior to the start of the regular season and played in nine contests for the Eagles.

During the course of his 111-game NFL career, the versatile Saxon was utilized as a fullback, halfback, receiver, blocker, kickoff returner and special teams coverage man. He concluded his career with 533 rushing yards on 145 carries with five TDs while also hauling in 69 receptions for 515 yards. A native of Beaufort, South Carolina, Saxon was an honorable mention All-America fullback at San Jose State, where he produced 118 carries for 609 yards and nine TDs, as well as 78 receptions for 732 yards and four scores. He also threw four TD passes and returned 22 kickoffs. Saxon was a prep standout at Battery Creek High School in Burton, South Carolina before entering the collegiate ranks.

Education: San Jose State. **Born:** March 23, 1966 in Beaufort, South Carolina. **Family:** Wife - Shannon; Child - Devin.

COACHING CAREER	
1997-98	Rutgers Running Backs
1999	Menlo College Volunteer Assistant
2000	Buffalo Bills Running Backs
2001-03	Kansas City Chiefs Running Backs



Terry
SHEA
Quarterbacks



3rd Year NFL Coach • 3rd with Chiefs

Owning an extensive offensive resume with 34 years of coaching experience, Terry Shea embarks on his third season as Kansas City's quarterbacks coach in 2003. Shea comes from the offensive school of Pro Football Hall of Fame coach Bill Walsh and has been particularly adept at grooming players at the quarterback position during his distinguished coaching career. Thanks to the efforts of Shea in 2002, the Chiefs completed 61.21% of their passes (292 of 477), breaking the previous franchise single-season record which had stood since '62.

Those numbers were due in large part to the play of QB Trent Green, who continued to flourish under Shea's tutelage. Green threw a career-high 26 TD passes and led the NFL in both TD percentage (5.5) and yards per attempt (7.85). The Chiefs signal-caller owned five contests with a rating of 100.0 or better on the season and finished the year with a 92.6 rating, the fifth-highest mark in team annals.

During his collegiate coaching career, Shea was instrumental in the tutelage of numerous signal-callers who went on to enjoy productive NFL careers. Shea's most recent collegiate pupils playing in the NFL are San Francisco's three-time Pro Bowl QB Jeff Garcia, who played for Shea at San Jose State in '90-91 and Detroit's Mike McMahon, who played for Shea during his tenure at Rutgers.

In total, Shea owns a total of seven seasons of experience as a collegiate head coach. He came to Kansas City in 2001 after spending five years ('96-00) as the head coach at Rutgers University. He also served as offensive coordinator and quarterbacks coach for the Scarlet Knights. In '98, he was named the Big East Coach of the Year after orchestrating the second-biggest one-year turnaround in NCAA Division I history by taking a team which finished 0-11 in '97 and producing a 5-6 mark just a year later.

Prior to a one-year stint with the CFL's British Columbia Lions in '95, Shea spent three seasons ('92-94) as the associate head coach and offensive coordinator under head coach Bill Walsh at Stanford. In Shea's initial season with the Cardinal, Stanford won its first conference title since '71 and earned a berth in the '93 Blockbuster Bowl against Penn State. The Cardinal would go on to conclude the year with a 10-3 mark, the first 10-win season the institution had seen since '40, thanks in large part to Shea's offensive unit which produced a 24-3 postseason victory over the Nittany Lions.

Shea joined the Cardinal after his two-year head coaching stint at San Jose State from '90-91 where he compiled a 15-6-2 record and led the school to a pair of Big West titles. In his initial year as head coach at San Jose State in '90, he guided the team to a 9-2-1 record and was named *Pro Football Weekly's* "National Coach of the Year." Shea is part of a distinguished list of Chiefs personnel with connections to San Jose State, where head coach Dick Vermeil played QB from '56-58, V.P. of Football Operations/Player Personnel Lynn Stiles served as head coach from '76-78 and assistant head coach/offensive coordinator Al Saunders played wide receiver and defensive from '66-69.

Shea had previously served as offensive coordinator at San Jose State from '84-86. In '86, his Spartan offense led the nation in both total offense and passing offense. Between his stints at San Jose State, he spent three years ('87-89) as the offensive coordinator at the University of California under head coach Bruce Snyder.

The San Mateo, California native began his Division I coaching career at Utah State and coached the secondary, special teams, quarterbacks and receivers during his tenure with that team from '76-81. Two of his star QBs at Utah State were Eric Hipple and Bob Gagliano who each went on to pursue NFL playing careers. Shea joined Utah State after a six-year stint at Mt. Hood Community College in Gresham, Oregon from '70-75, where he coached the passing game, the secondary and special teams.

Shea served as a college quarterback at the University of Oregon from '65-67. Following his graduation, he inaugurated his coaching career with a two-year tour of duty ('68-69) as a graduate assistant for the Ducks. He is also credited with authoring "The Quarterback" and producing an instructional video, "The Making of a Quarterback."

Education: University of Oregon (B.S. '68), (M.A. '70). **Born:** June 12, 1946 in San Mateo, California. **Family:** Wife - Susan; Children - Jennifer, Garrett and Daniel.

COACHING CAREER

1968-69	Oregon	Graduate Assistant
1970-75	Mt. Hood C.C.	Passing Game Secondary/Special Teams
1976-81	Utah State	DBs/Special Teams ('76-77) Quarterbacks/WRs ('78-79) Offensive Coordinator ('80-81)
1984-86	San Jose State	Offensive Coordinator
1987-88	California	Offensive Coordinator
1990-91	San Jose State	Head Coach
1992-94	Stanford	Assoc. Head Coach/Off. Coord.
1995	British Columbia Lions (CFL)	QB/WRs
1996-00	Rutgers	Head Coach
2001-03	Kansas City Chiefs	Quarterbacks



Mike SOLARI
Offensive Line



15th Year NFL Coach • 7th with Chiefs

Entering his 15th season as an NFL coach, Mike Solari begins his seventh campaign in Kansas City guiding the Chiefs offensive line. The 48-year-old Solari joined the club in '97 after spending the previous five seasons as the tight ends/assistant offensive line coach for the San Francisco 49ers.

Solari works in close conjunction with offensive coordinator Al Saunders in developing and implementing Kansas City's game plans in the running game, a collaboration which has paid tremendous dividends the past two seasons. Kansas City averaged 148.6 rushing yards per game in 2002 to rank third in the NFL after posting 125.5 ground yards per game to rank sixth in that department in 2001. Those gaudy totals were due in large part to Solari's well-schooled offensive front which included a pair of eight-time Pro Bowl blockers in G Will Shields and T Willie Roaf. Led by that duo, Kansas City's offensive line created holes for two-time Pro Bowl RB Priest Holmes, who won the NFL's rushing crown with 1,555 yards in 2001 and topped that total with a Chiefs single-season record 1,615 rushing yards in 2002.

Anchored by Solari's offensive front in 2002, Kansas City led the NFL in scoring with a franchise-record 467 points and averaged 375.0 yards per game to rank second in the league in total offense, while permitting just 26.0 sacks. The Chiefs also averaged 5.15 yards per rushing play, the second-best mark in the NFL and the second-highest total in team history. Making those accomplishments even more impressive was the fact that Kansas City's blocking corps boasted a revamped tackle tandem with Roaf starting at left tackle and John Tait making the move to the right side.

Maintaining consistency despite constant changes in personnel and offensive emphasis has been one of Solari's trademarks since coming to Kansas City. In 2001, the Chiefs averaged 354.6 yards of total offense per game to rank third in the AFC and fifth in the NFL with a new center in Casey Wiegmann and a pair of other starters - LG Brian Waters and RT Marcus Spears - who did the majority of their work at positions other than the ones where they opened the year.

Through the years, Kansas City's offensive line has been flexible enough to adapt no matter the circumstances under Solari's direction. Despite having just one running back record over 100 yards in a single game in '99, Kansas City ranked fourth in the league in rushing with 130.1 yards per game and led the NFL in rushing attempts (521). In large part, those numbers were testimony to Solari's troops who toiled on the Chiefs offensive front.

Whether it has been establishing the ground game or protecting the passer, Kansas City's offensive trenchmen have thrived in both areas under Solari. Since he joined the club in '97, the Chiefs have permitted an average of just 31.1 sacks each season and have ranked among the league's top five clubs in rushing on three occasions ('97, '99 and '02).

In addition to coaching perennial Pro Bowlers such as Shields and Roaf, Solari has also been responsible for tutoring other highly-decorated Kansas City offensive linemen. In '99, veteran Tim Grunhard became the first Chiefs center to earn a Pro Bowl nod since Jack Rudnay in '77, while Dave Szott received All-Pro recognition following the '97 campaign.

In '98, Solari's offensive linemen captured all of the Chiefs most prestigious individual awards, a major feat considering that the unit saw its line-up shuffled significantly several times due to injuries. Shields was Kansas City's only Pro Bowl selection, while Glenn Parker started at three different offensive line positions to merit team MVP honors and T Victor Riley earned the club's Mack Lee Hill Award which goes to the Chiefs top first-year performer.

During his tenure in San Francisco, Solari was largely responsible for assisting in the emergence of Brent Jones as one of the league's preeminent tight ends. During his stay with the 49ers ('92-96), Jones made four Pro Bowl appearances and set a franchise record for receptions by a tight end with 68 catches in '93. As a member of San Francisco's coaching staff in '94, Solari helped the 49ers offense amass 31.2 points per game during the regular season, the sixth-highest tally in NFL history.

COACHING CAREER

1977	Mission Bay HS (CA)	Offensive Line
1978	Mira Costa Junior College	Offensive Line
1979	U.S. International	Offensive Line
1980	Boise State	Offensive Line
1981-82	Cincinnati	Offensive Line
1983-85	Kansas	Offensive Line
1986	Pittsburgh	Off. Line/Offensive Coordinator
1987-88	Dallas Cowboys	Asst. Off. Line/Special Teams
1989	Phoenix Cardinals	Offensive Line
1990-91	Alabama	Offensive Line
1992-96	San Francisco 49ers	TEs/Asst. Off. Line
1997-03	Kansas City Chiefs	Offensive Line

The club upped that average to 43.7 points per game in the playoffs, en route to a 49-26 victory over San Diego in Super Bowl XXIX.

Solari began his NFL coaching career with a two-year stint under Tom Landry with the Dallas Cowboys ('87-88) where he served as an assistant offensive line and special teams coach. In '89, he joined Gene Stallings' staff as the offensive line coach with the Phoenix Cardinals and then moved on with Stallings for two seasons at the University of Alabama before beginning his tour of duty with the 49ers in '92. He initially embarked on his coaching career at Mission Bay (Cal.) High School in '76, followed by stints at Mira Costa Junior College ('78) and U.S. International ('79). He joined Boise State in '80 and helped lead the Broncos to the NCAA Division I-AA championship. After stints at the University of Cincinnati ('81-82) and Kansas ('83-85), Solari spent one season as the offensive coordinator at Pitt ('86) before joining the NFL ranks.

Education: San Diego State University (B.A. '76). **Born:** January 16, 1955 in Daly City, California. **Family:** Wife - Patti; Children - Tamara, Stephanie and Michael.



Jason VERDUZCO

Offensive Assistant



4th Year NFL Coach • 3rd with Chiefs

Jason Verduzco embarks on his third season with the Chiefs in 2003 and his fourth year as an NFL coach after serving as an offensive assistant for the Washington Redskins in 2000. Verduzco spent his first two seasons as an offensive assistant/quality control coach with Kansas City before taking on an expanded role in 2003.

Verduzco works in close conjunction with assistant head coach/offensive coordinator Al Saunders on a year-round basis in devising and implementing the club's gameplan in the passing game. He also assists receivers coach Charlie Joiner with coaching the Chiefs wideouts and serves as the club's coach-to-quarterback communicator on gamedays. In addition to those duties, he continues to provide analysis and self-scouting of the club's offense. He also compiles research on Kansas City's offensive efficiency and tendencies.

Prior to joining the NFL ranks, the 33-year-old Verduzco spent six seasons as a coach on the collegiate level, including a three-year stint from '97-99 as a defensive assistant at his alma mater, the University of Illinois. Verduzco assisted head coach Ron Turner's staff which inherited an 0-11 program and quickly transformed them into '99 MicronPC.com Bowl champions with a 63-21 victory against Virginia. Verduzco joined the Fighting Illini coaching staff following a three-year stay as the offensive coordinator at New York's Hamilton College ('94-96).


Verduzco, who spent his prep career at Antioch (California) High School, played one season at quarterback for the Canadian Football League's British Columbia Lions ('93) after a stellar four-year career as the signal caller for Illinois ('89-92), where he led the Fighting Illini to a 30-17-1 record. At the conclusion of his college career, Verduzco ranked second in the Illini annals in pass attempts (1,083), completions (678), passing yards (7,532) and TDs (42) trailing only Jack Trudeau. With Verduzco at the controls of the Illinois offense, the Illini participated in four consecutive bowl games ('90 Florida Citrus, '91 Hall of Fame, '91 John Hancock and '92 Holiday Bowl).

During his senior campaign in '92, Verduzco was named second-team All-Big Ten while taking home Big Ten Offensive Player of the Week honors twice. An honorable mention All-America selection by *Football News*, Verduzco ended his career as just the eighth player in Big Ten history to top the 7,000-yard plateau in career passing yards. Upon graduation from Illinois in '93, Verduzco ranked sixth on the Big Ten's all-time passing list, just behind Ohio State's Art Schlichter (7,547).

Education: Illinois (B.A. '93). **Born:** April 3, 1970 in Walnut Creek, California. **Family:** Single.

COACHING CAREER	
1994-96	Hamilton College (N.Y.) . . . Offensive Coordinator
1997-99	Illinois Defensive Backs
2000	Washington Redskins . . . Offensive Assistant
2001-03	Kansas City Chiefs Offensive Assistant

COACHES



HALL OF FAME SELECTION PROCESS

Q: Is a new Hall of Fame Member enshrined as a member of a team?

A: When elected to the Pro Football HOF, an individual is recognized for his career accomplishments. As such, an enshrinee is not asked to "declare," nor does the Hall of Fame "choose" a team under which a new member is enshrined.



Joe

VITT

Linebackers



25th Year NFL Coach • 4th with Chiefs

Entering his 25th season of service as an NFL coach, Joe Vitt returns for his fourth season as the Chiefs linebackers coach in 2003. He joined Kansas City in 2000 after spending the '99 campaign coaching defensive backs for the Green Bay Packers.

The 49-year-old Vitt has helped continue the Chiefs long tradition of production from the linebacker position. Vitt is credited with aiding the rapid rise of Mike Maslowski, who vaulted into the starting lineup in 2000 and earned a spot on *USA Today's* All-Joe team before being slowed by a knee injury in 2001. In 2002, Maslowski returned with a vengeance, breaking Gary Spani's single-season franchise record with 162 tackles and earning AFC Defensive Player of the Week honors in a 20-10 win vs. Oakland (10/27). Fifth-round draft choice Scott Fujita also burst onto the scene under Vitt's tutelage, breaking into the starting lineup midway through the 2002 season and earning the club's prestigious Mack Lee Hill Award presented annually to the team's top rookie or first-year performer.

But turning young players into immediate contributors is nothing new for Vitt. Given a trio of rookie cornerbacks (Antuan Edwards, Fred Vinson and Mike McKenzie) and a starting free safety in just his third pro campaign (Darren Sharper) to work with in Green Bay in '99, Vitt helped the Packers youthful secondary mature quickly. McKenzie, a third-round draft choice, quickly earned a starting spot and led the club with six interceptions and 18 passes defended, while Sharper paced the Packers with 113 tackles. The development of those performers in the secondary was a key reason Green Bay ranked third in the NFC with 26 interceptions, a figure which doubled the club's '98 total of a mere 13 pickoffs.

Vitt is no stranger to getting solid play out of the linebacker post, either. Prior to joining the Packers, he served four seasons ('95-98) as linebackers coach for the Philadelphia Eagles. During the '98 campaign, his linebacking corps helped the Eagles become the league's top pass defense, permitting an NFL-low 170.0 passing yards per game. In his first season with Philadelphia in '95, he oversaw the development of linebacker William Thomas, who produced seven interceptions, was named the club's defensive MVP and earned his first Pro Bowl berth. Under Vitt's continued guidance, Thomas returned to the Pro Bowl the following year and received team defensive MVP honors the next two seasons.

From '92-94, Vitt served as assistant head coach/secondary coach for the Los Angeles Rams under head coach Chuck Knox. He joined the Rams after accruing 10 seasons of AFC West coaching experience with Seattle. He began his tenure with the Seahawks as the club's strength coach in '82 before spending the next nine years ('83-91) as Seattle's secondary coach. During that nine-year span, the Seahawks made four playoff appearances as S Kenny Easley and CB Dave Brown each earned Pro Bowl nods under Vitt's jurisdiction.

Vitt originally entered the NFL ranks as a strength coach with the Baltimore Colts under Ted Marchibroda in '79 and spent two more years with the Colts before joining the Seahawks in '82. A collegiate linebacker at Towson University, Vitt played four seasons with the Tigers before embarking on his pro coaching career.

Education: Towson University (B.A. '78). **Born:** August 23, 1954 in Syracuse, New York. **Family:** Wife - Linda; Children - Joe Jr. and Jennifer.

COACHING CAREER

1979-81	Baltimore Colts	Strength
1982-91	Seattle Seahawks	Strength ('82) Defensive Backs ('83-91)
1992-94	L.A. Rams	Asst. Head Coach/DBs
1995-98	Philadelphia Eagles	Linebackers
1999	Green Bay Packers	Defensive Backs
2000-03	Kansas City Chiefs	Linebackers

DIRECTIONS TO ARROWHEAD AND CHIEFS FACILITY

FROM KCI AIRPORT

Exit KCI to I-435 South. Follow I-435 South for approximately 25 miles to I-70 East (Left Exit). Take I-70 East one-quarter mile to Blue Ridge Cutoff (Stadium entrance is on immediate right). Enter Sports Complex at Gate 1. Media parking located in Lots D & E on East and South sides of stadium. Trip is approximately 30 minutes under normal driving conditions.

FROM THE COUNTRY CLUB PLAZA

Exit the Plaza heading East on 47th Street, which becomes Brush Creek Blvd./Emanuel Cleaver II Blvd. Follow for approximately 3.5 miles. Turn left on Eastwood Trafficway. I-435 North entrance will be one-quarter mile on left. Take I-435 North approximately two miles to I-70 East. Take I-70 East one-quarter mile to Blue Ridge Cutoff (Stadium entrance is on immediate right). Enter Sports Complex at Gate 1. Trip is approximately 15 minutes.



Darvin
WALLIS

Defensive Asst./Quality Control



22nd Year NFL Coach • 15th with Chiefs

Darvin Wallis, a 32-year coaching veteran, is now in his 15th year of service with the Chiefs as a defensive assistant/quality control coach. Wallis owns 22 years of NFL coaching experience, all of which have been spent in the AFC. He has also been a member of 12 playoff teams (seven with Kansas City and five with Cleveland), the most postseason appearances of any current member of the Kansas City coaching staff. Wallis joins former Chiefs assistants Tom Pratt (21 years), Tom Bettis (13 years) and Kurt Schottenheimer (12 years) as one of only four assistant coaches in Chiefs history to serve more than one full decade with the club. Wallis has served in his present role with the Chiefs since '89. In addition, Wallis was one of only 19 coaches in NFL history to work for a team in all 10 years of a 100-win decade as Kansas City produced a 102-58 record from '90-99.

Wallis carries out a myriad of responsibilities in his role with the Chiefs. In addition to assisting with the club's defensive backs, he is also charged with the team's defensive game analysis, where he compiles comprehensive weekly scouting reports on opposing offenses including a complete breakdown of their formations, schemes, concepts and tendencies based on hours of research and video study. Wallis also serves as the club's defensive quality control coordinator where his duties include self-scouting, the organization of computer data, as well as the design and analysis of video cut-ups. He is also responsible for special research projects in addition to compiling the club's comprehensive defensive playbook on an annual basis. Before joining the Chiefs, the 54-year-old Wallis served in a similar capacity for seven years under Marty Schottenheimer with the Cleveland Browns ('82-88) before coming to Kansas City in '89.

Prior to his stint in Cleveland, the Fort Branch, Indiana native tutored tight ends and tackles at the University of Mississippi ('80-81), served as offensive line and strength coach at Tulane University ('78-79), and oversaw the offensive front at Adams State College ('76-77) in Alamosa, Colorado. Wallis began his coaching career at Wilcox High School in Wilcox, Arizona ('72) before taking the head coaching reigns at Ajo High School in Ajo, Arizona ('73-75). In '99, Wallis completed his doctorate degree in Sport Administration from the University of Kansas joining fellow Chiefs assistant Keith Rowen who also holds a Ph.D.

Education: University of Kansas (Ph.D. '99), Adams State College (M.A. '78), University of Arizona (B.A. '72). **Born:** February 14, 1949 in Ft. Branch, Indiana. **Family:** Wife - Vicky; Children - Darvin, Jr., Tyson and Austin.

COACHING CAREER	
1972	Wilcox HS (AZ) Assistant Coach
1973-75	Ajo HS (AZ) Head Coach
1976-77	Adams State College Offensive Line
1978-79	Tulane Offensive Line/Strength
1980-81	Mississippi Tight Ends/Tackles
1982-88	Cleveland Browns Defensive Assistant/ Quality Control
1989-03	Kansas City Chiefs Defensive Assistant/ Quality Control

COACHES



DEBBIE BRENTS
COACHING SECRETARY



SUZETTE COX
COACHING SECRETARY



ANN ROACH
COACHING SECRETARY



COREY MEREDITH
STRENGTH & CONDITIONING
INTERN

PLAYER PERSONNEL

BILL KUHARICH VICE PRESIDENT OF PRO PERSONNEL



Bill Kuharich, regarded as one of the most respected evaluators of talent in the NFL, was promoted to Vice President of Pro Personnel in May of 2003 by Chiefs President Carl Peterson. Kuharich joined the Chiefs as Director of Pro Personnel in 2000 after spending 14 seasons with the New Orleans Saints.

He spent his last three seasons with the Saints as that club's President, General Manager and Chief Operating Officer. Kuharich oversees Kansas City's scouting of all players with professional experience, including NFL Europe, the Canadian Football League, as well as the NFL and all other professional leagues.

The 50-year-old Skokie, Illinois native owns 18 years of pro football experience. Kuharich previously worked with Chiefs President Carl Peterson in the USFL and also learned the trade from the late Pro Football Hall of Famer Jim Finks in New Orleans.

Kuharich began his career under Peterson with the USFL's Philadelphia Stars in '83 and was promoted to Assistant General Manager/Director of Player Personnel the following year. During the league's three-year existence, the Stars compiled a 48-13-1 overall record, made three championship game appearances and won two league titles.

In '86, he began his tenure under Finks with New Orleans as Director of Player Personnel, serving in that role until '93. Finks and Kuharich inherited a Saints franchise which had never had a winning season or been to the playoffs, and proceeded to construct a squad which earned four postseason berths over a six-year span from '87-92. Kuharich later served as New Orleans' Vice President of Football Operations ('94-95) and Executive Vice President/General Manager ('96) before being named the franchise's top executive in '97.

Kuharich began his football career as a graduate assistant at Brown in '76 before moving to the University of Hawaii in '77. The following year he went to work for the U.S. Department of Defense, while still serving as a volunteer assistant at Georgetown. In '79 he returned to coaching at St. Lawrence. He also served as an assistant at Columbia from '80-81 before joining Peterson in the USFL.

Education: St. Lawrence (M.E. '81), Middlebury College (B.A. '76). **Family:** Wife - Betsy; Children - Megan, Alexis and Kelli. Kuharich's father, the late Joe Kuharich, served as a college head coach at San Francisco ('48-51), and Notre Dame ('59-62). The elder Kuharich also served as an NFL head coach with the Chicago Cardinals ('52) and Washington Redskins ('54-58), in addition to a stint as the head coach/general manager of the Philadelphia Eagles ('64-68).

JEFF FOSTER PRO PERSONNEL ASSISTANT



Jeffrey Foster enters his fourth year with the Chiefs and his first year as pro personnel assistant after serving two seasons as an area scout. Foster evaluates players with pro experience and serves as the club's advance scout during the NFL season.

Prior to coming to Kansas City, he spent six seasons ('95-00) with the East-West Shrine Game. Foster served his last three years with that organization as Executive-Vice President. As an annual host of one of the nations premier all-star contests, Foster was in charge of all executive decisions as they related to player and personnel selections for a contest which showcases some of the top senior college talent. He helped recruit 43 All-America picks and two Heisman Trophy winners to take part in the game from '96-98.

The Redding, California native joined the Shrine Game after serving as a standout safety for Arizona State ('90-94), where he was an All-Academic Pac 10 selection for the Sun Devils as a senior.

Education: Arizona State University (B.S. '94). **Family:** Single.

JIM CRINER PRO/COLLEGE SCOUT



Jim Criner enters his second year evaluating both college and pro talent. Prior to coming to Kansas City in 2002, he spent one season as the head coach of the XFL's Las Vegas Outlaws and enjoyed a six-year stint as head coach of the Scottish Claymores of NFL Europe from '95-00. In '96, he guided the Claymores to a 32-27 World Bowl victory over Frankfurt. He also served as the offensive line coach of the World League's Sacramento Surge in '91-92.

Prior to serving as head coach at Iowa State ('83-86), the Lurton, Arkansas native spent a seven-year stint in the same role at Boise State ('76-82) where he guided the Broncos to the NCAA Division I-AA Championship in '80. He previously enjoyed a three-year tenure as an assistant at UCLA in '73-75, serving on head coach Dick Vermeil's staff which also included Carl Peterson and Lynn Stiles.

Before joining the Bruins, he held assistant coaching posts at Utah ('67), Cal State - Hayward ('68), California ('69-71) and BYU ('72). Criner began his coaching career with a four-year stint in the California high school ranks from '63-66.

Education: Cal Poly Pomona (B.A. '63). **Family:** Wife - Ann; Children - Mark and Kelli.

CHUCK COOK
DIRECTOR OF COLLEGE SCOUTING



Now in his 20th season as a valued member of the Kansas City Chiefs personnel department, Chuck Cook enters his seventh season as the Chiefs Director of College Scouting. He was promoted to that post in May of '97 after serving 13 years as a regional scout for the club, spending the majority of

his efforts scouring the country's Southeast region for college talent.

The 43-year-old Andalusia, Alabama native coordinates Kansas City's college scouting efforts with his primary focus being the preparation of the club for the annual NFL draft. Thanks to the efforts of Cook and his scouting staff, the Chiefs have selected an impressive resume of college performers during his tenure, including recent first-round picks RB Larry Johnson (2003), DT Ryan Sims (2002), WR Sylvester Morris (2000) and T John Tait (1999).

Cook originally joined the Chiefs staff in '84 after serving as an offensive assistant with the USFL's Arizona Wranglers ('82-83). He began his coaching career under Al Kincaid at the University of Wyoming in '80 and also worked with the Cowboys in '81. Cook played wide receiver, running back and defensive back at Southern Mississippi. He was in the training camps of both the Giants and Jets prior to embarking on his coaching career. He was inducted into the Southern Miss Hall of Fame in '93. His father, Hamp, served as a longtime scout with the New Orleans Saints.

Education: Southern Mississippi (B.A. '80).
Family: Wife - Carla; Children - twin daughters Carley and Cori, and a son, Colby.

BRUCE LEMMERMAN
**REGIONAL SCOUT/
SCOUTING COORDINATOR**



Bruce Lemmerman enters his fourth season in the Chiefs personnel department. Lemmerman is responsible for evaluating talent in the West region for Kansas City and coordinates the efforts of the club's other college scouts. He joined the Chiefs in 2000 after spending six seasons as Director of

College Scouting for the New Orleans Saints.

Prior to his stint with the Saints, Lemmerman served as Director of Operations for the CFL's Edmonton Eskimos from '89-94 after two years with the Winnipeg Blue Bombers. He had also previously served as an offensive coach with the Eskimos from '81-82. The Los Angeles native coached receivers, tight ends and offensive backs for the Houston Oilers from '84-85 after serving as offensive coordinator of the USFL's Los Angeles Express in '83.

Also a collegiate baseball standout at California - Northridge, Lemmerman served as a pro quarterback for the Atlanta Falcons ('68-70), as well as Edmonton ('71-79) and Hamilton ('80) in the CFL ranks.

Education: University of California - Northridge (B.A. '68). **Family:** Wife - Brigitte; Children - Lisa and Jennifer.

DON GREGORY
NATIONAL SCOUT



Don Gregory enters his third year with Kansas City and his first as a national scout in the South and Southeast. He joined the Chiefs after serving as the Director of Player Personnel for the XFL's Las Vegas Outlaws in 2001. Prior to the XFL, he worked under former Chargers GM Bobby Beathard as a scout for

San Diego ('95-99), evaluating college talent and professional free agents.

Before entering the NFL ranks, Gregory also enjoyed player personnel stops in the Canadian Football League with the Edmonton Eskimos ('86-90, '92-93) and the Winnipeg Blue Bombers ('93-94). He scouted the Northwest for the San Antonio Riders of the World League of American Football (WLAF) from '90-91.

Gregory played collegiately at Wenatchee Valley College ('74-75), Portland State University ('76) and Whitworth College ('77-78). Born January 15, 1956 in Pearl City, Hawaii, Gregory moved to Great Falls, Montana in the sixth grade.

Education: Whitworth College (B.S. '79)
Family: Single.

JOHN BONAVENTURA
AREA SCOUT



John Bonaventura enters his second year with the Chiefs evaluating college talent on a national level for the club. Prior to coming to Kansas City, Bonaventura spent the 2001 season as a football administrator for the XFL's Las Vegas Outlaws.

Owning a background in coaching at both the collegiate and high school level, Bonaventura served as an assistant coach at Sweetwater High School in National City, California for three seasons prior to joining the XFL. The Canastota, New York native also served as an assistant at Sonoma State University in Rohnert Park, California from '94-95 and at San Francisco State in '89. A collegiate wide receiver at San Francisco State, Bonaventura also served as a graduate assistant coach at the University of Nevada from '90-92.

Education: San Francisco State University (B.A. '90); National University (M.A. '00). **Family:** Wife - Annette; Child - Anthony.

STAFF

CORNELL GOWDY AREA SCOUT



Cornell Gowdy begins his first year as an area scout for the Chiefs in 2003 and will evaluate talent for the club in the Northeast. Prior to joining Kansas City, he spent six seasons ('97-02) with New Orleans scouting the Northeast, while cross-checking the Southeast and Midwest. Gowdy was an area

scout for National Football Scouting, Inc from '96-'97, evaluating draft-eligible players.

A collegiate defensive back at Morgan State, Gowdy entered the NFL as a rookie free agent with Pittsburgh in '85 and owns three seasons of NFL playing experience with Dallas ('86) and Pittsburgh ('87-88). Gowdy spent eight years working in the financial world before beginning his scouting career in '96, working for Coverall of Washington, DC ('90-91), Perot Systems Corporation ('92-93) and the Federal National Mortgage Association ('93-96).

Education: Morgan State University (MBA '87), (B.S. '85). **Family:** Wife - Sonya; Children - Courtney and Taylor.

MATT LITTLEFIELD AREA SCOUT



Matt Littlefield enters his initial year with the Chiefs as an area scout in 2003, evaluating talent in the Big Ten and the Midwest after spending the past three campaigns (2000-02) with the Jaguars. He served as Jacksonville's Assistant Director of Pro Scouting last season, where he coordinated the scouting

of NFL Europe and other pro leagues after spending his initial two years with the club as a Scouting Assistant.

Littlefield rejoins the Chiefs after beginning his NFL career as an intern in Kansas City's public relations office in '95. After spending time working with the Chiefs marketing and personnel departments in '96, Littlefield's first full-time NFL assignment came as a Football Operations Assistant with the St. Louis Rams ('97-99). During his three-year tenure with the Rams - which included the club's Super Bowl XXXIV season in '99 - he worked closely with current Chiefs head coach Dick Vermeil and current Chiefs Vice President of Football Operations/Player Personnel Lynn Stiles.

Education: Gettysburg College (B.S. '95). **Family:** Wife - Cindy.

GREG OLEJACK AREA SCOUT



Greg Olejack enters his fourth year as an area scout for Kansas City, evaluating college talent in the Southeast. A native of Whitehall, Pennsylvania, the 47-year-old Olejack owns an extensive resume of collegiate coaching experience, most recently serving as offensive line coach at Hawaii from

'97-99. He previously spent four years as head coach of Muhlenberg College in Allentown, Pennsylvania. He also has enjoyed college coaching stints at Richmond, Brown, Villanova and Tulane. A former collegiate player, Olejack began his collegiate career at New Mexico Military Institute before spending two seasons at the University of Louisville.

He began his coaching tenure with stints at Clarksville High School in Clarksville, Indiana and Garden City Community College in Garden City, Kansas before joining the Green Wave of Tulane in '81.

Education: Tulane University (M.E. '84), University of Louisville (B.S.'77). **Family:** Wife - Meg; Children - Emily and Andrew.



TERRANCE GRAY
PLAYER PROGRAMS
ASSISTANT



MITCH LaPOINT
SCOUTING ADMINISTRATOR/
FOOTBALL OPERATIONS



MARY REDMOND
ADMINISTRATIVE ASSISTANT
COLLEGE SCOUTING



LISA SIEBERN
ADMINISTRATIVE ASSISTANT
PRO PERSONNEL

FOOTBALL STAFF

ANDRE BRUCE SPORTS FIELD MANAGER



Entering his 28th season with the Chiefs organization, Andre Bruce was promoted to the post of Sports Field Manager in 2001. He served as Head Groundskeeper since '90 after serving 14 years as George Toma's assistant. A native of Kansas City, Bruce and his staff oversee the upkeep of Arrowhead Stadium's grass playing

surface which was voted as one of the best playing surfaces in the league by the NFL Players Association.

Since '76, Bruce has served the Chiefs and the NFL, including work on 13 Super Bowls and 10 Pro Bowl contests. Bruce began working with the Chiefs in May of '76 shortly after graduating from Central High School in Kansas City, Missouri. Bruce has four full-time assistants. Scott Martin, who joined the Chiefs staff in '79 and Doug Schallenberg, who started with the Chiefs in '80 have served as Assistant Groundskeepers since '89. Terry Lee and Randy Baker assist on Bruce's crew, as well.

Education: Central High School ('76). **Family:** Wife - Paulette; Children - Andre, Jr., Corey and Shaun.

MIKE DAVIDSON EQUIPMENT MANAGER



A veteran of 20 NFL seasons, Mike Davidson enters his 15th year as the Chiefs Equipment Manager in 2003. The NFL's Equipment Manager of the Year in '99, Davidson and his staff are responsible for outfitting the team's players and coaches as well as the purchase and maintenance of the club's

equipment. They are also charged with transporting the Chiefs gear for all road contests, which have included American Bowl games in venues such as Berlin ('90), Tokyo ('93, '98), as well as Monterrey, Mexico ('96), as well as the '94 AFC-NFC Pro Bowl in Honolulu, Hawaii.

The 47-year-old Davidson came to Kansas City in '89 after serving as an assistant equipment manager for the Cleveland Browns the previous five seasons. Prior to joining the Browns in '84, the Cleveland native served as a marketing education coordinator at Thomas W. Harvey High School in Painesville, Ohio ('83-84) and as an occupational work adjustment coordinator at Kimpton Middle Schools in Stow, Ohio ('78-83). Davidson has two full-time assistants: Allen Wright is in his 20th season with the Chiefs and his 15th in the equipment department, while Chris Shropshire has been a member of staff since '93 and was hired full-time in '97. All three are certified members of the Athletic Equipment Managers' Association.

Education: Bowling Green State University (B.S. '78). **Family:** Single.

DAVE KENDALL HEAD ATHLETIC TRAINER



Just the second head trainer in Chiefs history, Dave Kendall enters his 27th season of service with Chiefs and his 18th year as Head Athletic Trainer in 2003. He was promoted to that post after serving as Wayne Rudy's assistant for his first nine campaigns with the club. A graduate of Wyandotte High School in Kansas

City, Kansas, the 51-year-old Kendall joined the Chiefs in '77 after serving as an assistant trainer at Pittsburg State, where he earned a degree in physical education. His wife, Jacki, is the daughter of late Pro Football Hall of Famer Jack Christiansen, who starred for the Detroit Lions from '51-58 and served as head coach of the San Francisco 49ers from '63-67.

In March of '92, Kendall and his assistant trainer, Bud Epps, were named the "NFL Training Staff of the Year." Epps, who is in his 18th season with the Chiefs, served as an assistant trainer for eight years at his alma mater, the University of Missouri, before joining the club in '84. Keith Abrams, a '95 graduate of Kean University, and a 2000 graduate of San Jose State, enters his second season as an assistant trainer for the Chiefs in 2003 after serving in the same role for Tampa Bay from '97-00. Kendall, Epps and Abrams are all certified members of the National Athletic Trainers Association.

Education: Pittsburg State University (B.S. '77); **Family:** Wife - Jacki; Child - Kristen, who is a senior at NW Missouri State.

MIKE PORTZ DIRECTOR OF VIDEO OPERATIONS



Entering his 10th season with the Chiefs organization, Mike Portz was promoted to Director of Video Operations in February of 2001 after spending the previous two seasons as the club's Manager of Video Operations.

The 33-year-old Blue Springs, Missouri native originally joined the Chiefs as a video assistant in '92, spending six years ('92-97) in that role. He then moved on to serve a one-year stint as the Video Director at the University of Missouri, where he worked with the Tigers football program before returning to Kansas City in '99.

Portz employs two full-time assistants in the Video Department. Todd Weger, an Indiana State graduate, is entering his fifth season as an assistant in the video department, while University of Missouri alum Andrew Hearne begins his third year with the Chiefs after spending the 2000 season in the Mizzou video department.

Education: Central Missouri State University; Longview Community College (A.A. '91). **Family:** Wife - Candy; Children - Collin, Trevor and Hudson.

STAFF




KEITH ABRAMS
ASSISTANT TRAINER



DR. CRIS BARNHOUSE
TEAM PHYSICIAN



DR. JOSEPH BREWER
TEAM PHYSICIAN




DR. JON BROWNE
TEAM PHYSICIAN



BUD EPPS
ASSISTANT TRAINER



ANDREW HEARNE
VIDEO ASSISTANT



DR. MIKE MONACO
TEAM PHYSICIAN



CHRIS SHROPSHIRE
ASST. EQUIPMENT MANAGER



TODD WEGER
VIDEO ASSISTANT



ALLEN WRIGHT
ASST. EQUIPMENT MANAGER

2003-2004 IMPORTANT DATES

- Saturday, July 19 Depart for Training Camp – River Falls, Wisconsin
- Sunday, July 26 First Day of Training Camp Practice
- Wednesday, July 30 Practice with Minnesota – River Falls, Wisconsin
- Thursday, July 31 Practice with Minnesota – River Falls, Wisconsin
- Sunday, August 3 Pro Football HOF Inductions – Canton, Ohio
- Monday, August 4 Hall of Fame Game vs. Green Bay – Canton, Ohio
- Friday, August 15 Last Day of Training Camp – Return to Kansas City
- Tuesday, August 26 NFL Roster Cutdown to 65 Players
- Sunday, August 31 NFL Roster Cutdown to 53 Players
- Monday, September 1 Clubs may establish Five-Man Practice Squad
- Sunday, September 7 Regular Season Opener vs. San Diego
- Tuesday, October 14 NFL Trading deadline – 4:00 PM (ET)
- Tuesday, November 11 Deadline to sign Franchise and Transition Players
- Saturday, December 28 Regular Season Finale at Oakland
- Saturday, January 3 Wild Card Playoffs
- Sunday, January 4 Wild Card Playoffs
- Saturday, January 10 Division Playoffs
- Sunday, January 11 Division Playoffs
- Sunday, January 18 Conference Championships
- Sunday, February 1 Super Bowl XXXVIII – Houston, Texas
- Sunday, February 8 AFC-NFC Pro Bowl – Honolulu, Hawaii

FRONT OFFICE

WALLACE BENNETT VICE PRESIDENT OF SALES & MARKETING



Wallace Bennett, now in his ninth full season with the Chiefs, was promoted to Vice President of Sales and Marketing in March of '99. He had previously served as the club's Director of Sales and Marketing since February of '96 after originally joining the team as Director of Sales in October of '94. The 48-year-old

Bennett oversees all areas of sales, marketing, promotions, advertising, gameday production and hospitality events for the Chiefs and Kansas City Wizards soccer team. In addition, he supervises the sales and marketing efforts for all official team publications, as well as the clubs' internet sites.

Under his direction in '95, the Chiefs and their fans enjoyed a \$3 million renovation of Arrowhead's concession stands. Those improvements included the addition of eight in-stadium NFL Pro Shop locations which feature a wide selection of official Chiefs merchandise.

A native of Jacksonville, Florida, Bennett came to Kansas City with 18 years of experience in the IBM Corporation. He began his career with the Fortune 500 company in '76 as a marketing representative and rose through the corporate ranks prior to joining the Chiefs organization in '94. **Education:** Clemson University (B.S. '76). **Family:** Wife - Laurie; Children - Trey and Rick.

ANITA BAILEY DIRECTOR OF CORP. SPONSORSHIP SALES



Anita Bailey begins her 15th year with the Chiefs and her eighth season as Director of Corporate Sponsorship Sales. In that role she is responsible for the sale of all major corporate partnerships along with development and implementation of Chiefs promotions. As of February of '99, Bailey

also oversees corporate sales for the Kansas City Wizards. Before assuming her current role in March of '96, the New Cambria, Missouri native spent six years as the organization's Promotions Manager. She originally joined the Chiefs in '89 as a member of the club's PR department.

Prior to her appointment with the Chiefs, Bailey spent six seasons ('82-'87) in the Kansas City Royals public relations department before taking a post as the Director of Convention Services for the Adam's Mark Hotel in Kansas City. **Education:** Northeast Missouri State University. **Family:** Husband - Bob Gretz; Children - Eric and Scott.

KEN BLUME DIRECTOR OF DEVELOPMENT



Ken Blume begins his 15th year as the club's Director of Development. He is responsible for the sales and service of all premium seating areas for both the Chiefs and the Kansas City Wizards soccer team, as well as overseeing the Pavilion at Arrowhead and the Arrowhead Club. He coordinates the Chiefs various volunteer organizations (Chiefs Club, Red Coaters, and Alumni Ambassadors). He also oversees new construction, stadium renovations, special projects and Chiefs Travel - an in-house travel service.

The 48-year-old Blume served as the team's Director of Marketing for two years and Sales Manager for two years before taking his present post. Previously, he was Administrator with Colonial Presbyterian Church, Vice President of Regan Supply Company, and Asst. to the President at Total Engineering Services Team in New Orleans. **Education:** Rockhurst College (M.B.A. '87), Texas Christian University (B.S. '77).

Family: Wife - Elizabeth; Children - Dayton and Rebekah.

JULIE DORN DIRECTOR OF SPECIAL EVENTS



Julie Dorn enters her fourth season as the Chiefs Director of Special Events after joining the club in February of 2000. She is responsible for the development, implementation and execution of all special events held at Arrowhead Stadium.

Prior to joining the Chiefs, Dorn previously served as Director of Events for the Big 12 Conference in Dallas, Texas, where she assisted in the coordination of the Big 12 Football Championship, as well as Big 12 Basketball Tournaments. Prior to her tenure at the Big 12, she enjoyed stints at the Big Eight Conference office in Kansas City and at the University of Missouri.

A two-time All-America gymnast at Missouri ('89-'90), the Minneapolis, Minnesota native was named Big Eight Conference Female Athlete of the Year in '91 and was inducted into the University of Missouri Athletic Hall of Fame in '96. **Education:** University of Missouri (M.S. '94), (B.S.W. '91). **Family:** Single.

STAFF

DOUG HOPKINS DIRECTOR OF TICKET OPERATIONS



Doug Hopkins, who has 25 years of ticketing and special event experience, begins his tenth season as the Chiefs Director of Ticket Operations. Hopkins supervises and directs ticket operations for all Chiefs games, special events, and concerts at Arrowhead Stadium. Before joining the Chiefs in '94, Hopkins held the post of Vice President of Ticketing for World Cup USA 1994.

Prior to his World Cup duties, the Redmond, Washington, native spent 10 years as the Director of Ticket Operations for the Seattle Mariners. In addition, he also served as the Director of Ticketing for both the 1990 Goodwill Games and Seattle's Kingdome. **Education:** Seattle University (M.B.A. '88), University of Washington (B.A. '72). **Family:** Wife - Maria; Children - Bradley and Alicia.

RICHARD McOSKER DIRECTOR OF INFORMATION SYSTEMS



A member of the Chiefs since July '86, Richard McOsker enters his 18th year as Director of Information Systems. A native of Wichita, Kansas, McOsker oversees the data processing staff and coordinates the club's information systems for the Chiefs, the Kansas City Wizards and Columbus Crew soccer teams, as well as Hunt Midwest Enterprises and its subsidiaries.

Prior to his arrival at Arrowhead, McOsker served as Vice President of Data Processing for Guaranteed Foods, Inc. for six years after previously holding manager and programmer/analyst posts with that organization. McOsker also held programmer positions with Industrial Bearing and Transmission as well as Swinger Wearables. **Education:** Rockhurst University (B.A. '00), (M.B.A. '02), Kansas City Kansas Community College (A.A. '78). **Family:** Wife - Cindy; Children - Adam, David, Michelle and Mark.

STEVE SCHNEIDER DIRECTOR OF STADIUM OPERATIONS



A native of Kansas City, Steve Schneider returned home in January of '97, joining the Chiefs as the club's Director of Stadium Operations. He enters his seventh season overseeing the day-to-day engineering, maintenance, security, grounds and field maintenance, construction and event day personnel of Arrowhead Stadium. Schneider spent the previous seven years as the Director of

Operations for the ARCO Arena, home of the NBA's Sacramento Kings.

Schneider began his career for the then-Kansas City Kings of the NBA in '82 before moving to Sacramento as the Assistant Director of Operations for ARCO Arena in '85. After spending two years in that capacity he returned to Kansas City in '87 as a Warehouse Manager for Automotive Distributors, Inc. before rejoining the ARCO Arena in '90. **Education:** Northwest Missouri State University (B.S. '81). **Family:** Wife - Elizabeth; Children - twin daughters Erin and Meredith and a son Ian.

BRENDA SНИЕZEK DIRECTOR OF COMMUNITY RELATIONS



Entering her 22nd season with the Chiefs, Brenda Sniezek begins her third season as the Director of Community Relations. She was promoted to that post in March of 2001 after serving as the club's Community Relations Manager since '85. During that time, she has been instrumental in the team's community efforts. Sniezek is responsible for developing and implementing outreach programs and charitable projects for the organization and its players. In 2002, the Chiefs raised \$1.7 million (net) for local charities through the Chiefs Children's Fund and the Chiefs individual players' foundations.

The Wellington, Kansas native graduated from the University of Kansas with a Business Administration degree and joined the Chiefs in '82 as an administrative assistant in Public Relations and is active with a variety of Kansas City area charitable organizations. **Education:** University of Kansas (B.S. '81). **Family:** Husband - Bob, with five children - Madeline, Mary, Robert Henry, Martha and Helen.

GARY SPANI DIRECTOR OF SALES



Gary Spani enters his fifth season as Kansas City's Director of Sales in 2003 after serving as the club's Sales Manager since '95. Entering his 15th season as a member of the Chiefs sales staff, he currently oversees group sales, publication ad sales, concourse signage and hospitality events for both the Chiefs and Kansas City Wizards soccer club.

Spani joined the Kansas City front office after a stellar nine-year playing career from '78-'86. Although injuries forced his retirement in '87, he remains the all-time leading tackler in club history with 999 stops, in addition to 9.5 sacks, nine fumble recoveries and two TDs. Inducted into the Chiefs Hall of Fame in 2003, Spani came to the Chiefs as a third-round draft choice in '78 after an All-America career at Kansas State.

In 2000, Spani was inducted into the Kansas State Athletic Hall of Fame. He is set to be inducted into the College Football Hall of Fame in 2002 and will be officially enshrined in the College

HOF in South Bend, Indiana this year.
Education: Kansas State University (B.S. '78).
Family: Wife - Stacey, with five daughters - Shalin, Taber, Tanis, Sajel and Taris.

LAMONTE WINSTON
DIRECTOR OF PLAYER DEVELOPMENT



Lamonte Winston begins his 11th season with the Chiefs organization in 2003, his seventh as Director of Player Development. During his tenure with the club, the 44-year-old Winston has served as an area scout in addition to coordinating the team's player development program which assists players in their adjustment to life as a pro athlete and helps prepare them for life after the game through NFL programs such as career internships, continuing education, financial education and crisis intervention.

Prior to joining the Chiefs in '93, Winston served as an assistant coach at Nevada ('90-'93) and San Francisco State ('86-'89) in addition to stints at Merritt Junior College and Albany High School in Albany, California. After beginning his playing career at Merritt JUCO, he transferred to Westminster College, where he ranked third in the nation in receiving (NAIA), before moving on to San Francisco State. In 2000, he was inducted into the San Francisco State Hall of Fame.

A member of an NFL family, Winston's brother, Kevin, serves as the Senior Director of Player Development and Community Relations for the N.Y. Jets. **Education:** San Francisco State (B.A. '85). **Family:** Wife - Claire; Children - Cameron and Alanah.

DALE YOUNG
TREASURER/DIRECTOR OF FINANCE



Dale Young enters his 14th year as the Chiefs Treasurer and Director of Finance. A Certified Public Accountant, Young is responsible for budget preparations, accounting and the day-to-day management of the financial operations of both the Chiefs and the Kansas City Wizards soccer team.

The 48-year-old Salina, Kansas product spent three years as Manager of Finance for Hunt Midwest Enterprises before joining the Chiefs organization. From '83 through '87, he was the Accounting Manager at Intercollegiate Press, Inc., after serving in both accountant and controller capacities with several firms after college. **Education:** Avila College (M.B.A. '82), Fort Hays Kansas State University (B.S. '76). **Family:** Wife - Allyson; Children - Michelle and Brittany.



ARROWHEAD SPORTS

KANSAS CITY CHIEFS
One Arrowhead Drive
Kansas City, MO 64129
Ticket Office: (816) 920-9400
www.kcchiefs.com

KANSAS CITY WIZARDS
Two Arrowhead Drive
Kansas City, MO 64129
Ticket Office: (816) 920-9400
www.kcwizards.com

**UPCOMING
SPECIAL EVENTS**

**BLACK COACHES
ASSOCIATION GAME
KANSAS STATE VS.
CALIFORNIA**
Saturday, August 23rd
6:45 PM
For Tickets Call: (816) 931-3330
or
www.ticketmaster.com

**THE FALL CLASSIC
NW MISSOURI STATE VS.
PITTSBURG STATE**
Wednesday, November 15th
2:30 PM
For Tickets Call: (816) 931-3330
or
www.ticketmaster.com

**2003 DR PEPPER BIG 12
FOOTBALL CHAMPIONSHIP**
Saturday, December 6, 2003
7:00 PM
Teams and Ticket Info TBA

STAFF

PUBLIC RELATIONS

BOB MOORE **DIRECTOR OF PUBLIC RELATIONS**



With 26 years of experience as a publicist, Bob Moore embarks on his 15th season as the Chiefs Director of Public Relations. The Altoona, Pennsylvania native is responsible for coordinating all of the club's public and media relations efforts. He also serves as the team's official spokesperson.

The 55-year-old Moore joined the Chiefs after serving as Vice President of Marketing and Corporate Communications for The Patt Organization, a Pennsylvania-based real estate development firm. From '82-85, Moore was the Director of Public Relations for the Philadelphia/Baltimore Stars of the United States Football League. It was there that he began his long association with Carl Peterson - now the President of the Chiefs - and joined Peterson in Kansas City in '89.

Prior to joining the two-time USFL champion Stars, Moore served as the Sports Information Director at both Drexel University ('79-82) in Philadelphia and Saint Francis College (PA) ('76-78). He also acted in a number of capacities for Gettysburg National Military Park ('78-79). Moore is a member of the National Advisory Board of Trustees for The Civil War Preservation Trust, the largest non-profit battlefield preservation organization in the United States, whose goal is to preserve the nation's endangered battlefields. **Education:** Saint Francis College (B.A. '69). **Family:** Wife - Maggie; Children - Mandy.

PETE MORIS **ASSOCIATE DIR. OF PUBLIC RELATIONS**



Now in his 10th season with the Chiefs, Pete Moris was promoted to Associate Director of Public Relations in 2001 after spending two years as Assistant Director. A member of the Chiefs staff since '94, the 31-year-old Moris manages the day-to-day operations of the PR Department.

In addition to facilitating network TV and national media requests, he serves as the editor of the *Chiefs Media Guide*, *NFL Gameday* magazine and the club's weekly news release, overseeing all projects from concept to completion. The Mt. Hope, Wisconsin native serves as a columnist for *kchiefs.com*, in addition to overseeing research, special projects and other creative needs for the team.

A '93 graduate of Loras College in Dubuque, Iowa, with degrees in English - Writing and Speech Communication - Public Relations, Moris was a four-year member of the Duhawk basketball squad, serving as a team captain his senior year. He began his NFL career as an intern with the Indianapolis Colts during their '92 training camp and spent a year in the University of Florida SID office before joining the Chiefs as a public relations intern in '94.

Moris and his wife are both affiliated with the Wisconsin Historical Society and are charter members of the Robert B.L. Murphy Society, which benefits the Wisconsin History Foundation.

Education: Loras College (B.A. '93). **Family:** Wife - Lisa.

MORGAN SHAW **MGR. OF PUBLIC INFO./MEDIA SERVICES**



Morgan Shaw enters her fourth season as the Chiefs Manager of Public Information/Media Services. The Mobile, Alabama native manages media services for the club and coordinates the department's gameday operations. Prior to joining the Chiefs PR department in 2000, she spent a year as a Sports Marketing Manager with MAI Sports in Kansas City after interning with the Chiefs sales and marketing department in '98. Shaw is currently pursuing her Master's degree at the University of Kansas. **Education:** University of Nebraska (B.A. '99). **Family:** Single.

PATRICK HERB **PUBLICATIONS COORDINATOR**



Patrick Herb embarks on his third season with the Chiefs. He was named Publications Coordinator in April of 2002 after originally joining the club as a Seasonal PR Assistant in 2001. The Appleton, Wisconsin product coordinates design and writing elements for team publications, is a contributor to *kchiefs.com* and handles media requests. He worked in the Wisconsin SID Office and interned with the Milwaukee Brewers before coming to Kansas City in 2001. **Education:** University of Wisconsin (B.A. '01). **Family:** Single.

BRAD KUH BANDER **RESEARCH COORDINATOR**



Brad Kuhbander enters his third year in Kansas City PR Department. He was elevated to Research Coordinator in April of 2002 after serving as a Seasonal PR Assistant in 2001. The Hamler, Ohio native handles various research duties, as well as media requests and statistical needs for the club. Prior to his arrival in Kansas City, Kuhbander spent a year working in both the University of Florida and Baldwin-Wallace SID Offices. **Education:** Baldwin-Wallace College (B.A. '00). **Family:** Single.

CHIEFS PUBLIC RELATIONS AND MEDIA POLICIES

kcchiefs.com: In-depth information on the Kansas City Chiefs for both fans and media can be found at the club's official website at www.kcchiefs.com, which contains weekly news releases, statistics, rosters, depth charts, injury reports, quotes, feature articles and player bios. The site is updated daily during training camp and the regular season.

chiefsmedia.com: This password-protected, media-specific site provides game releases, updated bios, additional stats, practice schedules, credential request forms, press clips and a host of other media information. Registered media users can also download video, audio and transcriptions of most press conferences, segments of the media guide, player photos and weekly media packets. Contact Morgan Shaw for further details.

Home Credential Requests: Only accredited members of the media who cover the Chiefs and the NFL on a regular basis may apply for credentials. **ALL** credential requests must be made **ONLINE** at chiefsmedia.com a minimum of one week in advance of the game, including preseason contests. Written credential requests will no longer be accepted. Media should call or email to confirm credentials on Thursdays preceding Sunday games. Failure to utilize an issued credential without notifying the PR department will result in revocation of credential privileges.

Press Will Call: All non-season media **MUST** pick up their credentials in person at Media Will Call on game day at one of two locations. Photographers and field only media should pick up credentials and enter **ONLY** through the tunnel located in the SE corner of Lower Lot E. Working Press, Television and Radio members having access to the Loge and Press areas should pick up credentials and enter only through Gate E. Two forms of ID will be required. No exceptions.

Road Credential Requests: If you are a regular member of the Chiefs media corps and wish to cover the team on the road, **ALL** requests must be submitted to Director of Public Relations Bob Moore no later than one game previous to a road contest. The Chiefs will then place a request to the opponent the Monday prior to a Sunday road game. Note that opponent credential availability may be limited.

Interview Requests: Associate Director of Public Relations Pete Moris coordinates all network TV and national media requests. Brad Kuhbender handles print interviews and Patrick Herb of the Chiefs PR staff handles radio requests. **ALL** radio requests must be made via fax or email, including names of producers and talent, studio numbers and show times.

Head Coach Availability: Head Coach Dick Vermeil is available daily during the season. Please consult PR for times and location. Coach Vermeil conducts a weekly press conference on Tuesdays during the season. This briefing begins at 11:45 AM and is available via satellite Tuesday afternoons at kcchiefs.com. Please consult Morgan Shaw for satellite coordinates.

Assistant Coach/Staff Availability: Chiefs assistant coaches are available for interviews provided PR is notified in advance. Please consult Bob Moore or Pete Moris.

Locker Room Policy/Player Availability: During the regular season players are available to the media after the conclusion of practice. The Chiefs locker room is open to the media for a maximum of 45 minutes following the conclusion of practice each day. Any additional interviews should be coordinated through Chiefs PR. The Chiefs locker room is **NOT** open on the players' day off (typically Tuesdays.) QB Trent Green is scheduled to be available to the media at lunch on Thursdays during the regular season.

Media access to other areas of Arrowhead is limited to **ONLY** the fourth floor press box which serves as a work area, the PR office, and the first floor auditorium for media functions. All other areas are off-limits unless accompanied by a member of the PR staff.

Practice: Consult chiefsmedia.com or Chiefs PR for practice times and access. Visiting team media are **NOT** permitted at practice. Videotaping is permitted **ONLY** during stretching, warm-up, individual drills and the cool-down periods.

Conference Calls: The Chiefs will make Coach Vermeil and a player available to the visiting team media each Wednesday during the regular season.

Player Appearance Requests: Requests for player appearances should be made in writing, no less than 30 days in advance to Community Relations Coordinator Chuck Castellano. Player availability is limited during the regular season and no requests are accepted during postseason play.

Donation Requests: The Chiefs make a limited number of donations to select charitable causes in the five-state region of Missouri, Kansas, Iowa, Nebraska and Oklahoma. Requests should be made in writing, no less than 30 days in advance of an event to Community Relations Assistant Janet Feltham. Such donations are strictly limited to Chiefs articles. Requests for monetary contributions or tickets are not accepted.

STAFF



BROOKE ADRIANCE
GROUP COORDINATOR




MELANIE ANDO
GRAPHIC DESIGN &
ADVERTISING COORDINATOR



RON BACHTEL
MANAGER
STADIUM SYSTEMS



DUANE BAILEY
MANAGER OF PLAYER
COMPENSATION



JACK BAGBY
STADIUM OPERATIONS



RANDY BAKER
GROUNDS CREW



BRENT BARNES
PROGRAMMER
INFORMATION SYSTEMS



GENE BARR
MANAGER OF SECURITY



JAMES BARTLETT
PROJECT MANAGER
INFORMATION SYSTEMS



MARTY BRASHEAR
SECURITY OFFICER



LANCE BROWN
MANAGER OF
INTERNET SERVICES



LISA BROWN
STADIUM OPERATIONS



MIKE BROWN
STADIUM OPERATIONS



JAMES BUCKMAN
SPONSORSHIP SALES
MANAGER




CHUCK CASTELLANO
COMMUNITY RELATIONS
COORDINATOR



LARRY CLEMMONS
MANAGER OF ACCOUNTING



HEATHER COLEMAN
STADIUM OPERATIONS
PERSONNEL MANAGER



GARY COOPER
STADIUM OPERATIONS



STEVE COX
MAINTENANCE MANAGER



ANNETTE COYNE
MANAGER OF
SPECIAL EVENTS



LESLIE CROMWELL
MANAGER OF CUSTOMER
SERVICES



DON EDMONDSON
STADIUM OPERATIONS



CHRISTINA EWING
ADMINISTRATIVE ASSISTANT
SALES AND MARKETING




JANET FELTHAM
COMMUNITY RELATIONS
ASSISTANT




EMILIE FOSTER
SPONSORSHIP
COORDINATOR



STEVE GARVEY
SPONSORSHIP
COORDINATOR



JEFF GORDON
COORDINATOR
OF TICKET SERVICES



KEVIN GRAY
STADIUM OPERATIONS




PAULA GREGORY
ADMINISTRATIVE ASSISTANT
DEVELOPMENT




STEPHANIE HAIN
ADMINISTRATIVE ASSISTANT
STADIUM OPERATIONS



JAYNE HALTERMAN
PAVILION AND WOLFPACK
SALES/VOLUNTEER COORD.



JIM HEARD
STADIUM OPERATIONS



CRAIG HITCHCOCK
STADIUM OPERATIONS



TONYA IDEL
PROJECT COST
COORDINATOR



KELLY JAUERNIG
ADMINISTRATIVE ASSISTANT
SALES & MARKETING




PAM JOHNSON
ADMINISTRATIVE ASSISTANT
FINANCE



JENNIFER KANE
CUSTOMER SERVICE
REPRESENTATIVE



SHERRI LATHROP
STAFF ACCOUNTANT



TERRY LEE
GROUNDS CREW



JIM LOGES
CONSTRUCTION/REPAIR
MANAGER



SCOTT MARTIN
ASSISTANT
GROUNDSKEEPER



KELLY MASON
SPONSORSHIP SALES
MANAGER



MIA MCCOY
ADMINISTRATIVE ASSISTANT
SALES & MARKETING



DAN MEERS
MASCOT COORDINATOR



RICH MESAR
SECURITY OFFICER



SHELDON MICKEY
MANAGER OF
MEDIA PRODUCTION



DOUG MORGAN
STADIUM OPERATIONS




CHARLES MUSECH
SALES EXECUTIVE




BOB NEWELL
PAVILION OPERATIONS
COORDINATOR



GREG ORGAN
STADIUM OPERATIONS



DON OSTRANDER
SECURITY OFFICER



PETE PENLAND
STADIUM OPERATIONS



LES PICO
PLAYER PROGRAMS COORD./
SECURITY SPECIALIST



MARK ROBERTSON
SECURITY OFFICER



KIM RUTTER
ACCOUNTING CLERK



DOUG SCHALLENBERG
ASSISTANT
GROUNDSKEEPER



PETER SCHWARTZ
SALES MANAGER



DONNA SCOTT
MGR. OF GAME PRODUCTION/
CHEERLEADERS



LEANNE SHIREMAN
PERSONNEL & BENEFITS
MANAGER



DON SHOOK
STADIUM OPERATIONS



BRIAN SLOAN
COURIER



CYNDI SLOAN
RECEPTIONIST




KENNY SMITH
STADIUM OPERATIONS



BOB STIRTON
INFORMATION SYSTEMS
MANAGER



TERI SWETNAM
SALES COORDINATOR




DANNY THOMAN
STADIUM OPERATIONS



SHANE VITTEGL
STADIUM OPERATIONS



STEVE WEISSMAN
SECURITY OFFICER



MIKE WELCH
PROJECT MANAGER
INFORMATION SYSTEMS



REBECCA WILKES
CUSTOMER SERVICE
REPRESENTATIVE



MARK WILLIAMS
PROJECT MANAGER
INFORMATION SYSTEMS

AFL CHARTER MEMBER

The Dallas Texans gained entry into the American Football League as one of the league's six charter members in '59. Buffalo and Boston were later added, while Oakland replaced Minneapolis to round out the eight-team league which began play in '60. For a franchise fee of \$25,000, team founder Lamar Hunt received entry into the whimsically-named "Foolish Club," as well as this franchise certificate which is displayed proudly on the club's History Wall located in the Pavilion at Arrowhead.



CHIEFS RADIO NETWORK

For the 14th consecutive year, all Chiefs games will be carried in Kansas City by KCFX Radio/101.1 FM. The Chiefs Fox Football Radio Network, with KCFX as its anchor, extends throughout a six-state region that includes Missouri, Kansas, Iowa, Nebraska, Oklahoma and Arkansas. KCFX will broadcast all Chiefs preseason, regular season and playoff games live. One of the Midwest's most recognizable radio and television personalities, Mitch Holthus, handles the play-by-play duties for the 10th straight year, making him the longest-tenured "Voice of the Chiefs" in team history. Kevin Harlan held the previous mark at nine years ('85-93).



CHIEFS RADIO VOICES: (left to right): Bill Grigsby, "Voice of the Chiefs" Mitch Holthus, Bob Gretz and Len Dawson.

Named Kansas Sportscaster of the Year for the eighth time in 2001, Holthus served as the voice of Kansas State athletics for 14 years from '83-96. In addition to his Chiefs duties, he is also the lead TV play-by-play broadcaster for Fox Sports coverage of the Missouri Valley Conference. Adding the color analysis is Hall of Fame quarterback Len Dawson, the Chiefs all-time leading passer. Bob Gretz, sports director at KCFX, will add pre-game and post-game comments for the 14th straight season, in addition to in-game sideline updates. Bill Grigsby, who has been on the scene since the club's first year in Kansas City, continues to serve as a vibrant part of Chiefs gameday broadcast.

VOICES OF THE CHIEFS

(Radio play-by-play announcers)

Charlie Jones	1960-62
Merle Harmon	1963
Tom Hedrick	1964-70
Dick Carlson	1971-73
Ray Scott	1974-75
Al Wisk	1976
Tom Hopkins	1977
Wayne Larrivee	1978-84
Kevin Harlan	1985-93
Mitch Holthus	1994-03

2003 CHIEFS RADIO NETWORK AFFILIATE LIST

MISSOURI

CITY	STATION	CITY	STATION	CITY	STATION	CITY	STATION
BETHANY	KAAN/870 AM	JOPLIN / NEOSHO	KKOW/860 AM	MARSHALL	KMMO/1300 AM		
	KAAN/95.5 FM		KKOW/96.9 FM		KMMO/102.9 FM	SEDALIA	KSDL/92.1 FM
CAPE GIRARDEAU	KAPE/1550 AM	KANSAS CITY	KCFX/101.1 FM	MONETT	KRMO/990 AM	SPRINGFIELD	KXUS/97.3 FM
(simulcast in Sikeston)	KRHW/1520 AM	KIRKSVILLE	KRXL/94.5 FM	NEOSHO	KBTN/1420 AM	ST. JOSEPH	KFEQ/680 AM
CLINTON	KDKD/95.3 FM	LEBANON	KCLQ/107.9 FM	OSAGE BEACH	KRMS/1150 AM	THAYER	KAMS/95.1 FM
COLUMBIA	KCMQ/96.7 FM			ROLLA / STOCKTON / WAYNESVILLE		WARRENSBURG	KOKO/1450 AM

KANSAS

CITY	STATION	CITY	STATION	CITY	STATION	CITY	STATION
BURLINGTON	KSNP/97.7	GARDEN CITY	KKJQ/97.3 FM	MANHATTAN	KMAN/1350 AM	PRATT	KWLS/1290 AM
CHANUTE	KKOY/105.5 FM	GREAT BEND	KVGB/104.3 FM	OVERLIN	KFNF/101.1 FM	SALINA	KINA/910 AM
CLAY CENTER	KCLY/100.9 FM	HAYS	KFIX/96.9 FM	PARSONS	KLKC/1540 AM	TOPEKA	WIBW/580 AM
COFFEYVILLE	KGGF/890 AM	HUTCHINSON	KWBW/1450 AM		KLKC/93.5 FM	WELLINGTON	KLEY/1130 AM
EMPORIA	KVOE/101.7 FM	JUNCTION CITY	KJCK/1420 AM	PHILLIPSBURG	KOMA/92.5 FM	WICHITA	KRZZ/96.3 FM
FORT SCOTT	KMDQ/1600 AM	LARNED	KGTR/96.7 FM		KKAN/1490 AM	WINFIELD	KKLE/1550 AM
	KOMB/103.9 FM	LAWRENCE	KLWN/1320 AM	PITTSBURG	KKOW/860 AM		
		LIBERAL	KSL5/101.5 FM		KKOW/96.9 FM		

NEBRASKA

CITY	STATION	CITY	STATION
FALLS CITY	KTNC/1230 AM	NEBRASKA CITY	KNCV/1600 AM
GRAND ISLAND	KSYZ/107.7 FM		KNCV/103.1 FM
HASTINGS / KEARNEY		OMAHA	KOMJ/590 AM
LINCOLN	KFOR/1240 AM		

IOWA

CITY	STATION	CITY	STATION
ATLANTIC	KJAN/1220 AM	SIoux CITY	KMNS/620 AM
DES MOINES	KXNO/1460 AM		

OKLAHOMA

CITY	STATION	CITY	STATION
BARTLESVILLE	KWON/1400 AM	TULSA	KAKC/1300 AM

ARKANSAS

CITY	STATION	CITY	STATION
FAYETTEVILLE	KREB/1190 AM	MAMMOTH SPRINGS	KAMS/95.1 FM



**KEEP YOUR
EARS ON
THE BALL.**

**The best Chiefs coverage with
Mitch Holthus, Len Dawson,
Bob Gretz and Bill Grigsby.**

CHIEFS ON THE WEB

kccchiefs.com



Launched in 1995, www.kccchiefs.com is your official source for breaking news and information on the Kansas City Chiefs. Whether you're looking for comments from President Carl Peterson or Head Coach Dick Vermeil, or you're seeking information on tickets or Arrowhead Stadium, you'll find it here. Plus, you'll also get complete gameday coverage, as well as contests, merchandise and all the stats you can handle . . .

- **News** - Stay up-to-date on all the latest news as it happens. Read quotes directly from Chiefs coaches and players who are making news, or listen to the opinion of a kccchiefs.com columnist.
- **Roster & Stats** - Whether you're seeking updated rosters, depth charts, injury reports, stats or bios of coaches and front office personnel, you'll find it here.
- **Tickets** - Find information on season tickets, premium seating, single-game tickets, group tickets, other events at this location, or view a seating chart of Arrowhead Stadium.

- **Cheerleaders** - Meet the 2003 Chiefs Cheerleaders. Photos and bios are located here, as well as information on upcoming cheerleader appearances and events.
- **Community** - Find out where your favorite Chiefs player is making an appearance or learn more about his charitable foundation.
- **Fan Zone** - Download a Chiefs screensaver or schedule an appearance by KC Wolf.
- **Pro Shop** - Buy officially-licensed Chiefs merchandise direct and take advantage of website specials.

chiefsmedia.com

Launched in 2002, www.chiefsmedia.com is a media-specific website designed to assist all media outlets in their coverage of the Chiefs. Upon entering the site for the first time, you will be prompted to register for a password. After receiving your password, you will have access to the following information, plus much more . . .

- **2003 Media Guide** - Each section of the 2003 Chiefs Media Guide is available for download its entirety.
- **Weekly Media Packet** - During the season, the club's entire Weekly Media Packet (Release, Additional Stats, Clips, Updated Bios and League Stats) is available for viewing or download.
- **Rosters, Bios and Depth Chart** - Access the club's most current roster linked to each player's 2003 media game bio which is updated - complete with current seasonal and career stats - after each game.
- **Play-by-Plays** - Simply by clicking on an individual game within the schedule, you can download the entire play-by-play from that contest.
- **Credential Requests** - Once again in 2003, the Chiefs will only accept home credential requests via an easy-to-complete request form on this site. Chiefs PR will then respond to your request via email.
- **Practice Schedule** - Daily practice schedules are available including details on start/finish time, media policies, lockerroom rules, location and player/coach availability each day.
- **Q&A Archives** - Complete press conference and interview transcriptions posted and archived.
- **Photos & Logos** - High resolution photos and logos are available for use following approved guidelines.



CHIEFS VETERANS

72

Darnell
ALFORD

Guard • 6-4 • 325



Born: June 11, 1977
Newark, New Jersey

Boston College
Free Agent (2002)
NFL: 4 (4th with Chiefs)
GP/GS: (5/0) **Playoffs:** (0/0)

Pro Career: Powerful run blocker and steady pass protector entering his fourth campaign in Kansas City ... Could be a prospect to see duty at either guard or tackle for the Chiefs this season ... Will most likely compete for a reserve role at right guard behind eight-time Pro Bowler Will Shields in 2003 ... Spent the spring of 2002 learning the finer points of the game playing for the Berlin Thunder of NFL Europe ... Played both right and left tackle during his tenure at Boston College, but worked primarily at the right tackle post for the Chiefs his first two seasons ... Spent time on three NFL rosters in 2003, but started and ended the season in Kansas City ... Has seen duty in five career regular season NFL contests ... Owns a wealth of talent and continues to hone his technique working on the offensive front ... Provides the Chiefs with yet another talented, young offensive lineman ... Was released by Kansas City on September 1st of 2002 and was added to Green Bay's practice squad on September 4th ... Signed by the N.Y. Jets on September 9th, but was waived on November 18th ... Claimed off waivers by Dallas on November 19th and was subsequently released on December 11th ... Rejoined the Chiefs on December 12th ... Originally entered the NFL as the Chiefs sixth-round selection (188th overall) in the 2000 draft.

Kansas City (2002): Attended training camp with Kansas City, but was released on September 1st ... Rejoined the Chiefs on December 12th and was inactive for the final three games of the year.

Dallas (2002): Was claimed off waivers from the N.Y. Jets on November 19th ... Was inactive for three games and was released on December 11th.

N.Y. Jets (2002): Played in two games and was inactive for seven contests ... Signed to the N.Y. Jets 53-man roster on September 9th from the Packers practice squad ... Saw reserve action at Jacksonville (9/29) and vs. Kansas City (10/6).

NFL Europe (2002): Started nine games at right tackle for the Berlin Thunder, missing one game with a knee injury ... A member of the Berlin squad that advanced to the World Bowl and posted a 26-20 victory vs. the Rhein Fire (6/22).

Kansas City (2000-01): Played in three games in his first stint with the Chiefs.

2001: Saw duty in two games ... Was inactive for the season's first nine games before playing on the placement protection team vs. Seattle (11/25) and vs. Philadelphia (11/29) ... Was inactive for the club's final five games.

2000: Was active for four games, playing in one contest ... Was active at Tennessee (9/3), but did not play ... Took one snap at left guard in place of an injured Jeff Blackshear vs. Carolina (12/10) ... Was active vs. Denver (12/17) and at Atlanta (12/24), but did not play.

College: Started 31 of 33 career games during his three seasons at Boston College ... Started all 11 games at right tackle in '99 and earned first-team All-Big East Conference accolades ... Returned to the roster in '98 after a one-year absence and made a powerful impact ... Started the first nine games at left tackle as he totaled 40 knockdowns blocks on the season ... Sat out the '97 season for personal reasons ... Started all 11 games at right tackle in '96 ... Redshirted as a true freshman in '95 ... Graduated from Boston College with a degree in Human Development Learning in the spring of 2003.

Personal: Earned All-Virginia, all-region, all-district and all-area accolades as a senior at Chancellor High School in Fredericksburg, Virginia ... Captured all-district basketball honors after leading his team in scoring and rebounding ... Also lettered in track, setting a school record in the shot put with a toss of 53' 6" ... Full name: Darnell LaShawn Alford ... Married, wife Kathy ... The Alford's reside in Lee's Summit, Missouri.

Games Played/Games Started: 2000 KC (1/0), 2001 KC (2/0), 2002 NYJ (2/0), 2002 DAL (0/0), 2002 KC (0/0) — 5/0.

EXTRA POINTS

Alford was well-traveled in 2002, spending time with Kansas City, Dallas and the N.Y. Jets, as well as the Berlin Thunder of NFL Europe.

69

Victor ALLOTEY

Guard • 6-3 • 325



Born: April 8, 1975
Brooklyn, New York

Indiana
Free Agent (2001)
NFL: 5 (2nd with Chiefs)
GP/GS: (0/0) Playoffs: (0/0)

Pro Career: Massive interior lineman is entering his third camp with the Chiefs in 2003 ... Owns experience at both guard and tackle, but has worked in a reserve role at both guard positions since joining the Red and Gold ... Is still seeking to see his first regular season NFL game action ... Appears to be fully recovered from a back injury that cut his season short a year ago ... Was inactive for Kansas City's first 13 games in 2002 before being placed on injured reserve on December 12th ... Came to Kansas City as a free agent on June 12th of 2001, but was released on September 2nd before joining the practice squad ... Was promoted to the 53-man roster on January 4th of 2002 ... Spent three seasons ('98-00) on Buffalo's active roster prior to joining the Chiefs ... Began his collegiate career as a defensive lineman at Indiana ... Originally entered the league as the first of two seventh-round selections by Buffalo (198th overall) in the '98 NFL Draft.

Kansas City (2001-02): Has spent portions of two seasons on the Chiefs active roster ... Has been inactive for all 14 games he has been on the Kansas City 53-man roster.

2002: Was inactive for 13 games ... Was placed on injured reserve on December 12th with a back injury suffered in practice.

2001: Was added to the 53-man roster on January 4th after spending the first 16 weeks of the season on the practice squad ... Was inactive at Seattle (1/6/02).

Buffalo (1998-00): Was on Buffalo's 53-man roster for three seasons, but did not see game action ... Was active for three games and inactive for 45 others.

2000: Was on the Bills 53-man roster for the entire season ... Active in the season opener vs. Tennessee (9/3) for the first time in his career, but did not see any action ... Active but did not play at the N.Y. Jets (9/17) and at Tampa Bay (11/26) ... Spent the remaining 13 games on the inactive list.

1999: Was inactive for all 16 regular season games.

1998: Made the 53-man roster as a rookie, but was inactive for all 16 games.

College: Served as a collegiate standout at Indiana ... Excellent athletic talent allowed him to make a smooth transition to offensive guard for his senior season after playing three seasons on the defensive line ... Appeared in 38 games for the Hoosiers with 19 starts, 11 on offense and eight on defense ... Started at left guard in every game of his senior season ... Earned second-team All-Big Ten honors and played in the Blue-Grey All-Star game ... As a junior, saw action in seven contests (five starts) at right defensive tackle, totaling 23 tackles (17 solo) ... In his sophomore season he played in nine games and started three at right defensive tackle, recording 25 tackles (15 solo) and 2.0 sacks ... Majored in Public Health at Indiana.

Personal: Named Brooklyn Defensive Player of the Year following his senior season at Abraham Lincoln High School in Brooklyn, New York ... Named second-team all-state as a nose guard and offensive tackle ... Selected to the first-team all-city and All-Brooklyn squads ... Also played power forward on the basketball team ... Full name: Victor P. Allotey (pronounced AL-oh-tay) ... Single with a daughter, Victoria (2) ... Resides in Lee's Summit, Missouri.

Games Played/Games Started: 1998 BUF (0/0), 1999 BUF (0/0), 2000 BUF (0/0), 2001 KC (0/0), 2002 KC (0/0) — (0/0).

EXTRA POINTS

Allotey was a high school teammate of current Phoenix Suns guard Stephon Marbury on the basketball team at Lincoln High School in Brooklyn, New York.

VETERANS



BEST NFL HOME RECORDS 1995-02



Team	Record	Pct.
1. Green Bay	56-8	.875
2. Denver	50-14	.781
3. San Francisco	47-17	.734
4. Kansas City	46-18	.719
MIA/MIN	46-18	.719



BEST AFC HOME RECORDS 1995-02



Team	Record	Pct.
1. Denver	50-14	.781
2. Kansas City	46-18	.719
Miami	46-18	.719
4. Pittsburgh	43-20-1	.680
5. BUF/JAX/NE	40-24	.625

67

Jason ANDERSEN

Guard/Center • 6-6 • 319



Born: September 3, 1975
Hayward, California

**Brigham Young
Free Agent (2002)
NFL: 4 (1st with Chiefs)
GP/GS: (21/0) Playoffs: (0/0)**

Pro Career: Fourth-year offensive lineman enters his sixth NFL training camp and his second with the Chiefs in 2003 ... Comes to Kansas City after previous pro stints with New England ('98-00) and Miami (2000) ... Worked primarily at center, guard and on special teams with the Patriots and Dolphins, but has concentrated his efforts at center for the Chiefs ... Strong, physical lineman who can also contribute on special teams ... Is reunited on the Chiefs offensive line with T John Tait who was a college teammate at BYU ... Initially joined the Chiefs on March 12th of 2002, but was released on September 1st ... Rejoined the squad on December 11th and spent the final four weeks on the active roster ... Went to training camp with Miami in 2001, but was released prior to the start of the season ... Joined the Dolphins as a free agent on November 14th of 2000, but did not see any game action ... Saw duty in 18 regular season contests over the course of three seasons with the Patriots ... Began the 2000 season as a member of the Patriots, but was let go on October 23rd of that year ... Originally entered the NFL as a seventh-round draft choice (211th overall) of New England in the '98 NFL Draft.

EXTRA POINTS

Jason changed his surname from Young to his mother's maiden name of Andersen as a freshman at BYU to fulfill a promise to his grandfather to carry on the family name.

Kansas City (2002): Rejoined the club on December 11th after being released on September 1st ... Played in three games on special teams and took snaps on offense in one contest ... Saw action on special teams and offense at Denver (12/15) ... Played on special teams vs. San Diego (12/22) and at Oakland (12/28).

Miami (2000): Signed with the club as a free agent on November 14th, but did not see game action ... Was inactive for the Dolphins final six regular season games ... Was also inactive for the team's two postseason contests.

New England (1998-00): Played in 18 regular season games ... Saw most of his action on special teams, in addition to reserve duty at both guard and center.

2000: Saw action in the club's first seven game as a reserve ... Was released on October 21st ... Appeared in games vs. Tampa Bay (9/3), at the N.Y. Jets (9/11), vs. Minnesota (9/17), at Miami (9/24), at Denver (10/1), vs. Indianapolis (10/8) and vs. the N.Y. Jets (10/15).

1999: Appeared in 11 games mostly on special teams and with spot duty on offense ... Was active, but did not play in the remaining five games ... Appeared in his first NFL game at the N.Y. Jets (9/12) ... Saw time at center in place of an injured Damien Woody at Miami (11/21) ... Did not play vs. Miami (10/17), vs. Denver (10/24), at Buffalo (11/28), vs. Dallas (12/5) and at Philadelphia (12/19).

1998: Did not see any game action as a rookie ... Was inactive for nine games ... Suited up for his first NFL game vs. the N.Y. Jets (10/9), but did not see any game action ... Dressed, but did not play in the team's final six games.

College: A four-year letterman at Brigham Young University where he started his final two seasons ... Started every game at center as a senior and was the only lineman not to allow a sack ... Appeared primarily at right guard as a junior, but did start two games at right tackle ... Saw action in two games at right guard as a sophomore ... During his redshirt freshman campaign he made two brief appearances ... Redshirted as a true freshman ... Also a two-year member of the BYU track team ... Placed seventh in the shot put at the '95 WAC finals with a throw of 58 feet ... Placed seventh in the discus at the conference meet in '94 ... Majored in Sociology at Brigham Young.

Personal: A letterman in football, basketball and track at Piedmont High School in San Jose, California ... Was a two-time all-league and all-county choice on both the offensive and defensive sides of the ball at tackle ... Finished second in the state finals in the shot put with a school-record throw of 60'3" ... Earned Eagle Scouts honors as a youngster ... Enjoys fishing, camping and traveling ... Full name: Jason Allen Andersen ... Married, wife Suni with a daughter, Destinee (6) and two sons, Jason (5) and Trey (3) ... The Andersens reside in Overland Park, Kansas.

Games Played/Games Started: 1998 NE (0/0), 1999 NE (11/0), 2000 NE (7/0), 2000 MIA (0/0), 2002 KC (3/0) — (21/0).

VETERANS

Seven-Time Pro Bowler ('85-88, '90, '92, '95)

8

Morten
ANDERSEN

Kicker • 6-2 • 217



Born: August 19, 1960
Copenhagen, Denmark

Michigan State
Unrestricted Free Agent (2002)
NFL: 22 (2nd with Chiefs)
GP/GS: (322/0) Playoffs: (8/0)

Pro Career: One of the most prolific scorers in NFL history begins his second season with the Chiefs in 2003 ... Booming left-footed kicker has stood the test of time and is entering his 22nd NFL campaign ... Those 21 seasons of prior NFL experience tie him with fellow K Gary Anderson for the longest tenure in the NFL among players who were active in 2002 ... Only Pro Football Hall of Fame enshrinee George Blanda (26) has completed more NFL seasons than Andersen and Anderson, who have 21 years to their credit along with Earl Morrall ... Ranks second in NFL history with 2,153 career points, trailing only Anderson (2,223) ... Joins Anderson and Blanda (2,002) as one of only three players in NFL history to eclipse the 2,000-point plateau in their career ... Has been selected to seven Pro Bowls, the most invitations gained by a kicker in the game's history ... Was selected to make the trip to Hawaii for the Pro Bowl following the '85-88, '90, '92 and '95 seasons ... Combines with tackle Willie Roaf and guard Will Shields to make the Chiefs the only team in the NFL with a trio of players boasting seven or more Pro Bowl nods this season ... Has earned the NFC Special Teams Player of the Week award eight times in his career ... Embarks on only his second season of kicking in the AFC after spending his first 20 campaigns tormenting NFC competition ... Will be 43 years, 20 days old on Opening Day, which will make him the second-oldest player to wear a Chiefs uniform in a regular season contest ... Trails only QB Warren Moon who was the oldest player to appear in a game in Chiefs annals when he started a contest at age 44 years, eight days in 2000 ... Has expressed the desire to kick until he is 50 years old to become the oldest player in NFL history, a goal which does seem completely unreasonable ... An extremely durable performer who has played in 322 games and has missed only three contests in his NFL career with an injury ... Trails only Blanda (340) and Anderson (323) in NFL annals in terms of games played ... Had played in 248 consecutive games for the second-longest such streak in league history before being placed on the injured reserve list on December 17th of 2002 with a right knee injury, forcing him to miss the final two games of the season ... Only longtime Vikings player Jim Marshall (282) played in more consecutive contests ... The future Hall of Famer has converted 486 of 616 field goals (78.9%) and 695 of 704 PATs for a total of 2,153 points ... Has also played in eight postseason games during his illustrious career, converting 16 of 19 field goals (84.2%) and all 13 of his PATs for a total of 61 points ... Is in a battle with Anderson for the top marks in several categories in NFL history among kickers ... Has 486 career field goals, trailing only Anderson (494) at the top of the NFL record books ... His 616 field goals attempted are third in NFL history and second among active players behind Anderson (619) ... Blanda sits atop the NFL record books with 637 FG attempts ... Has unquestionably been one of the finest performers in league history in terms of converting long-range kicks ... Is tops in NFL history with 40 career field goals from beyond 50 yards, including at least two in 13 of his 21 previous professional seasons ... Ranks first in NFL annals for field goals of 50+ yards in a season with a career-high eight in '95 ... Holds the NFL record for 50-yard field goals in a game with three in a contest vs. New Orleans (12/10/95) while with Atlanta ... Converted his only attempt from that distance a year ago, a 50-yard make vs. Miami (9/29/02) ... Has two of the eight-longest field goals in NFL history ... His 60-yard field goal during the '91 season ranks as the third-longest in NFL history and his 59-yarder in '95 is tied for fifth ... Ranks second in league annals with 18 seasons of 20+ made field goals ... Has converted 319 of 347 (91.9%) of his field goals from within 40 yards, including all 16 attempts in 2002 ... Showed his consistency when he made 77 consecutive field goals from within 29 yards from '89-98 ... Ranks third in NFL history with 704 PATs attempted with only Anderson (741) owning more among active players and Blanda (943) leading all NFL kickers ... Out of those 704 PATs attempted, has made 695 for a 98.7% accuracy mark ... Trails only Blanda (943) and Anderson (741) among the top kickers in NFL history with his 695 extra points ... Has scored in an amazing NFL-record 300 consecutive games dating to a contest at New England (12/4/83) when the Saints were held scoreless. It is the longest scoring streak in NFL history and remarkably, it is 114 games longer than the

EXTRA POINTS

Andersen enters the 2003 season as the second-leading scorer in NFL history with 2,153 points, trailing only Gary Anderson (2,223).

VETERANS

second-place streak of 186 straight games established by Jim Breech ('79-82) ... Is tied with Anderson for the tops among all NFL kickers with 13 100-point seasons in his career ... His strong, booming kickoffs have accounted for 487 touchbacks during his pro tenure ... Performs at an extraordinarily high-level when the game rides on his left leg ... Has produced 30 career game-deciding kicks, the most of any kicker in NFL history ... Has converted six of those game winners against opponents that are on the Chiefs schedule in 2003 ... Joined the Chiefs as an unrestricted free agent on March 26th of 2002 ... Signed as a free agent with the N.Y. Giants on August 29th of 2001 ... Played six seasons with Atlanta ('95-00) after signing with the club as a free agent on July 21st of '95 ... Originally entered the NFL as a fourth-round selection (86th overall) of New Orleans in the '82 NFL Draft.

Kansas City (2002): Handled the placement duties in 14 games and kickoff chores in 10 games ... Missed the final two games of the year with a right knee injury ... Was named to the *USA Today* All-Joe team ... Connected on 22 of 26 FGs (.846) and all 51 PATs for 117 points ... His 117 points were tied for third in the AFC and eighth among kickers in the NFL ... Tied for seventh in the AFC with six touchbacks ... His 51 PATs established a Chiefs single-season record, surpassing the mark held by Tommy Brooker (46 in '64) ... Ranked fifth in team single-season history with 117 points and combined with RB Priest Holmes (144) to give the club two 100-point scorers for the first time in Chiefs history ... Landed 36 of his 63 kickoffs inside the 10-yard line with six touchbacks ... Made his Kansas City debut memorable by making a game-winning 30-yard field goal with no time remaining in regulation at Cleveland (9/8), his NFL-record 30th career game-winning FG. It marked the fourth different team for which he has made at least one game-winning field goal. Also had a 33-yard FG in that contest ... Connected on three FG attempts (25, 38 and 39 yards) with a touchback vs. Jacksonville (9/15) ... Converted a 39-yard FG at New England (9/22) ... Made both of his FGs (50 and 24) with six PATs for a season-high 12 points vs. Miami (9/29). His 50-yard FG in the first quarter was his 40th career FG from 50+ yards ... Despite suffering a right hamstring injury in pregame warmups, converted all three of his FGs (36, 40 and 27 yards) at the N.Y. Jets (10/6). With his 40-yard FG in the second quarter he became just the second player in NFL history to attempt 600 career FGs ... Connected on both of his FGs (28 and 43) at San Diego (10/13) ... Made two of three FGs (41 and 32 yards) vs. Denver (10/20). He missed a 43-yard attempt in the fourth quarter to snap a streak of 25 consecutive makes that dated back to 2001, a mark that tied for the longest streak in his career ... Connected on both of his FG attempts (46 and 22 yards) vs. Oakland (10/27). Did not kick off at San Diego (10/13), vs. Denver (10/20) or vs. Oakland (10/27) due to a hamstring injury ... Made both of his FG attempts (33 and 43 yards) with one PAT for seven points at San Francisco (11/10). Resumed his kickoff duties, recording one touchback ... Converted one of two FGs (38 yards) with a touchback vs. Buffalo (11/17) ... Made a 31-yard FG at Seattle (11/24). It marked his 11th consecutive game with a FG to tie for the third-longest streak in club history ... Made a career-high seven PATs, but missed a 46-yard FG attempt vs. Arizona (12/1). Eclipsed the 100-point barrier for an NFL-record tying 13th time in his career and joined RB Priest Holmes to give the club two 100+ point scorers in the same season for the first time in team history ... Tied a career high with seven PATs vs. St. Louis (12/8), establishing a Chiefs record for PATs on the season, surpassing the previous mark held by Tommy Brooker (46 in '64) ... Made one of two FGs (21 yards) at Denver (12/15), but did not kick off due to a right knee injury ... Was placed on the injured reserve list on December 17th, breaking his streak of 248 consecutive games played, the second-longest such streak in NFL history.

N.Y. Giants (2001): Played in all 16 games, converting 23 of 28 field goals (82.1%) and 29 of 30 PATs ... Ranked ninth in the NFC with 98 total points ... Three of his missed field goals came from beyond 50 yards ... Connected on two field goal attempts (42 and 34 yards) and a PAT at Kansas City (9/23) ... Converted three field goals (50, 26 and 22 yards) and two PATs for a season-best 11 points vs. Washington (10/7) ... Connected on three of four FGs (24, 21 and 24 yards) vs. Philadelphia (10/22) ... Kicked a game-winning 42-yard field goal in a 27-24 overtime victory vs. Dallas (11/4), in addition to a 40-yard field goal in his 300th career NFL game ... Made three FGs (43, 36 and 51 yards) at Minnesota (11/19) ... Finished with a 47-yard field goal and an extra point vs. Oakland (11/25) to move past George Blanda (2,002 points) into second place in NFL history with 2,003 total career points ... Converted two field goals (35 and 41 yards) at Dallas (12/9) ... Connected on a 39-yard field goal vs. Arizona (12/15) ... Made both of his field goals (32 and 33 yards) vs. Seattle (12/23) ... Connected on field goals from 25 and 32 yards at Philadelphia (12/30) ... Connected on a 27-yard FG vs. Green Bay (1/6/02).

Atlanta (1995-00): Saw duty in 96 consecutive games during his six-year career with the Falcons ... Converted 139 of 173 field goals (80.3%) and 203 of 205 PATs for a total of 620 points ... Also appeared in four playoff games for the club, making nine of 10 field goals (90.0%) and all eight of his PATs for a total of 35 points ... Tops in team annals with 620 total points, including a team-record scoring streak of 96 consecutive games ... His 139 field goals made, 173 field goals attempted and 15 field goals from 50 yards or longer are the top marks in Atlanta history, as well ... Finished his Falcons career second in team annals with 203 PATs made, 205 PATs attempted and an 80.3 field goal make percentage.

2000: Played in all 16 games, making 25 of 31 field goals (80.6%) and all 23 of his PATs for a team-leading 98 points ... Finished two for three on attempts of 50 yards and beyond ... Scored in each game to extend his NFL record for consecutive games scored to 269 straight ... Named the NFC Special Teams Player of the Week vs. San Francisco (9/3) after establishing a career-high 18 points on five field goals (43, 44, 24, 44 and 48 yards) and three PATs ... Kicked a 31-yard first-quarter field goal at Carolina (9/17) and got his 27th game-deciding kick with a 27-yarder in the fourth quarter which broke a 10-10 tie ... Produced field goals from 37 and 45 yards vs. St. Louis (9/24) ... Kicked a 48-yard field goal at Philadelphia (10/1) to become the Falcons all-time leading scorer with a total of 561 career points, surpassing Mick Luckhurst's old mark of 558 points ... Amassed two field goals (42 and 28 yards) vs. the N.Y. Giants (10/8) ... Converted a 50-yard field goal vs. New Orleans (10/22) for his 38th career field goal of 50 or more yards, in addition to a 44-yard make ... Converted a 31-yard field goal vs. Carolina (10/29) for his 28th career game-deciding field goal in addition to a 35-yard first quarter field goal ... Converted a 42-yard field goal at Detroit (11/12) ... Made a 21-yard and 51-yard field goal at San Francisco (11/19). It was his 37th career field goal from beyond 50 yards ... Connected on all five field goal attempts of 24, 48, 42, 23 and 36 yards vs. Kansas City (12/24).

1999: Saw action in all 16 games ... Booted 15 of 21 field goals (71.4%) and connected on all 34 extra points for 79 points ... Hit two (41 and 35 yards) field goals vs. Baltimore (10/3) ... Converted a 44-yarder that proved to be the difference in a 20-17 victory at New Orleans (10/10), in addition to a 36-yard make ... Connected on field goals from 19 and 25 yards vs. St. Louis (10/17) ... Hit field goals of 39 and 24 yards vs. Carolina (10/31) ... Booted a season-high five PATs vs. New Orleans (12/5) ... Connected on a 32-yard FG at Tennessee (12/19) ... Amassed a season-high 13 points on field goals of 41, 28 and 24 yards, plus four PATs vs. Arizona (12/26) ... Ended the season by connecting on a season-long 49-yard FG and a 38-yarder vs. San Francisco (1/3/00).

1998: Played in all 16 games ... Booted 23 of 28 field goals (82.1%) and 51 of 52 PATs ... Finished eighth in the NFL in scoring with 120 points ... His 51 PATs made and 52 PATs attempted both ranked as the second-best single-season mark in club annals ... That point total was the third-highest single-season mark in Falcons history ... Made his first eight field goal attempts of the season to run his streak to 14 in a row, a string that started with a game vs. Philadelphia (12/14/97) ... Hit a 43-yard FG at Carolina (9/6) in the season opener ... Made a 23-yard field goal vs. Philadelphia (9/13) ... Knocked home field goals of 23, 25 and 28 yards vs. Carolina (10/4) to go with a season-high six PATs for a season-best 15 points ... Named NFC Special Teams Player of the Week for the seventh time in his career at the N.Y. Giants (10/11) for making both of his field goal attempts (26 and 32 yards) and all four of his PATs for a 10-point performance ... Converted a 53-yard field goal at the N.Y. Jets (10/25) ... Made three field goals (23, 22 and 43 yards) and four PATs for 13 points at St. Louis (11/1) to move past Pro Football Hall of Famer Jan Stenerud (1,699 points) into fourth place on the NFL's all-time scoring list ... Connected on two FGs (40 and 32 yards) at New England (11/8) ... Made a 37-yard field goal and four PATs vs. San Francisco (11/15) ... Added to his ongoing NFL record with his 35th career 50-yard field goal vs. Chicago (11/22) to go with a 44-yard make ... Had his streak of 77 consecutive made field goals from within 30 yards halted with a blocked 29-yard attempt vs. St. Louis (11/29) ... Had a season-best four touchbacks to go with four PATs vs. Indianapolis (12/6) ... Booted FGs through from 49 and 33 yards vs. New Orleans (12/14) ... Closed the season with three touchbacks, a 35-yard field goal and five PATs vs. Miami (12/27) ... Also saw action in three postseason games, making seven of eight field goals (87.5%) and all six of his PATs for 27 points ... Kicked two field goals (29 and 32 yards) and two PATs vs. San Francisco (1/9/99) in an NFC Divisional Playoff Game ... Connected on a 38-yard field goal in overtime in the NFC Championship game at Minnesota (1/17/99) to propel the Falcons to their first-ever Super Bowl with a 30-27 victory. Added a 27-yard field goal to go with three PATs ... Opened the scoring with a 32-yard field goal and added a 28-yard FG in Super Bowl XXXIII vs. Denver (1/31/99).

1997: Saw action in all 16 games ... Hit 23 of 27 field goals for a 85.5 percent accuracy rate which was seventh-best in the NFL and second-best in team history ... Made good on all 35 PATs to top the 90-point plateau for the 15th consecutive season ... Boomed 37 of 42 kickoffs to the goal line as his kickoff coverage units were the second-best in the NFL with an average starting point of the 23.4-yard line ... Opened the season with a 30-yard field goal and two PATs at Detroit (8/31) ... Kicked 25-yard and 28-yard field goals vs. Carolina (9/9) ... Had a 51-yard field goal and four PATs vs. Oakland (9/14) ... Had makes of 25, 32 and a season-long 55 yards at New Orleans (10/12), in addition to landing four of his five kickoffs for touchbacks ... Made a pair of field goals (34 and 44 yards) at Carolina (10/26) ... Made a 37-yard field goal and added a 27-yarder for the game winner as time expired in a 34-31 win vs. St. Louis (11/2) ... Converted 27 and 44-yard field goals to go with three PATs at St. Louis (11/16) to become just the fifth player in NFL history to crack the 1,600-point barrier ... Amassed field goals from 43 and 22 yards away vs. New Orleans (11/23) ... Kicked two field goals (21 and 33 yards) vs. Philadelphia (12/14) to move ahead of former Chief Jan Stenerud (373 field goals) into third place for career field goals made with 374 ... Converted a 33-yard FG as time expired for the game-winner in a 20-17 victory vs. Philadelphia (12/14) ... Made four field goals (25, 31, 20 and 26 yards) and two PATs for a season-high 14 points at Arizona (12/21).

1996: Participated in all 16 games for the ninth consecutive season ... Made 22 of 29 field goals (75.9%) and all 31 of his PATs for a total of 97 points ... Led all NFL kickers with 42 kickoffs reaching the end zone ... Hit field goals from 46 and 33 yards away at Carolina (9/1) ... Booted a field goal from 47 yards out at Detroit (10/6) ... Converted five field goals (23, 54, 32, 28 and 37 yards) with a PAT for a season-best 16 points at Dallas (10/20) ... Split the uprights on a 41-yard field goal attempt vs. Pittsburgh (10/27) ... Finished with a pair of field goals (25 and 45 yards) vs. Carolina ... Had a 47-yard field goal at St. Louis (11/10) and a 38-yard field goal vs. New Orleans (11/17) ... Connected on a 33-yard field goal at Cincinnati (11/24) to become only the third player in NFL history with 350 field goals.

1995: Played in 16 games ... Made 31 of 37 field goals (83.8%) and 29 of 30 PATs for 122 points ... Established NFL records for the most field goals of 50 or more yards in a season with eight ... Set team records for longest FG (59 yards), as well as the most 50-yard FGs in a season (eight) and a game (three) ... His 122 points and 31 field goals ranked second in Falcons single-season history ... His 37 field goal attempts were the third-highest total in team history ... Hit eight of nine field goals of 50 yards or longer on the season ... Led the NFL with 27 touchbacks, finished second with 31 field goals and ranked sixth with 122 points ... Selected to the Pro Bowl for an NFL-record seventh time and was named the NFL Alumni Kicker of the Year for the second time ... Earned All-Pro Honors from the Associated Press, *College & Pro Football Newsweekly*, *Football Digest*, *Football News*, *Pro Football Weekly/Pro Football Writers of America*, *Sporting News*, *Sports Illustrated*, *USA Today* and UPI ... Was selected as the *Pro Football Weekly* Kicker of the Year ... Connected on a game-winning 35-yard FG vs. Carolina (9/3) to go with 27-yard and 51-yard field goals ... Converted four field goals (19, 33, 46 and 21 yards) at New Orleans (9/17), including the game-winning 21-yard field goal in overtime ... Tied a career-high with five field goals (34, 54, 31, 32 and 33 yards) and added a PAT for a season-best 16 points vs. New England (10/1) ... Kicked a 30-yard game-winning FG in a 24-21 victory at Tampa Bay (10/22) ... Totaled field goals from 21 and 40 yards away vs. Dallas (10/29) ... Had his streak of 20 consecutive made field goals snapped vs. Detroit (11/5) with a 42-yard miss, breaking a streak of makes which dated back to a contest at Denver (12/24/94), a string of makes that included his first 18 FGs of '95 ... Made a 50-yard field goal at Buffalo (11/12) ... Established an NFL record with three field goals from beyond 50 yards (51, 55 and 55 yards) vs. New Orleans (12/10) ... Converted field goals from 52, 28 and a club-record 59 yards vs. San Francisco (12/24) ... Made both of his field goals (31 and 22 yards) and two PATs at Green Bay (12/31) in an NFC Wild Card Playoff Game.

New Orleans (1982-94): Saw action in 196 games during his 13-year stay with the Saints ... Converted 302 of 389 field goals (77.6%) and 412 of 418 of his PATs ... Finished his career first in team annals with 113 points ... Scored in a club-record 174 consecutive games beginning with a contest at Philadelphia (12/11/83) and lasting until a game at Denver (12/24/94) ... Has his name at the top of the Saints record book for most career field goals made (302) and attempted (389) to go with most PATs (412) ... Played in a club-record 122 consecutive games beginning with a game vs. San Francisco (10/25/87) through his last game in a Saints uniform with a contest at Denver (12/24/94) ... Saw action in four playoff games, making seven of nine FGs (77.7%) and all five of his PATs for 26 total points.

1994: Participated in 16 games ... Converted 28 of 39 field goals, the second-highest total in Saints history ... Had a FG accuracy mark of 71.8% ... Made all 32 of his PATs to finish second in the NFC with a team-high 116 points ... Converted a 48-yard FG vs. Kansas City (9/4) ... Made a 43-yard and a 31-yard FG at Tampa Bay (9/18) ... Booted field goals from 40 and 37 yards vs. the L.A. Rams (10/23) ... Nailed a pair of FGs (44 and 26 yards) at Minnesota (11/6) ... Knocked a game-winning 39-yard field goal through the uprights vs. Atlanta (11/13) to give the Saints a 33-32 win ... Connected on a 46-yard field goal and four PATs at the L.A. Rams (12/4) ... Tied a club record with five field goals (45, 33, 31, 34 and 35 yards) to go with two PATs for a season-high 17 points at Atlanta (12/11) to earn NFC Special Teams Player of the Week honors ... Converted three FGs (21, 32 and 29 yards) vs. Dallas (12/19) ... Connected on three FGs (26, 37 and 40 yards) at Denver (12/24).

1993: Played in 16 games, converting 28 of 35 attempts for an 80.0% accuracy mark ... Ended the season fourth in the NFC with 117 points ... Tied a career-high with four game-winning kicks ... Opened the season with four field goals (28, 37, 18 and 47 yards) and three PATs for a season-high 15 points vs. Houston (9/5) ... Hit the game-winning field goal from 44 yards to give the Saints a 34-31 victory at Atlanta (9/12), but had his streak of 25 consecutive field goals made snapped on a 42-yard miss ... Had a pair of PATs vs. Detroit (9/19) ... Earned NFC Special Teams Player of the Week honors vs. San Francisco (9/26) after making three field goals (33, 39 and 49 yards), including the game-winner from 49 yards away with five seconds remaining to give the Saints a 16-13 win ... Connected on three field goals (48, 43 and 30 yards) at the L.A. Rams (10/3) ... Had 40-yard and 27-yard FGs vs. Atlanta (10/24) ... Made his third game-winning kick of the season at Phoenix (10/31), this one coming from 38 yards away to go with a 48-yard field goal ... Converted a 24-yard field goal for his fourth game-winner of the season in a 17-14 victory at Minnesota (11/28) ... Made field goals from 41 and 27 yards out at Cleveland (12/5) ... Connected on all four of his field goals at Philadelphia (12/26), including a season-long 56-yarder, the third-longest kick in team history ... Ended the season with two field goals (43 and 49 yards) vs. Cincinnati (1/2/94).

1992: Saw action in 16 games, making 29 of 34 field goals (85.3%) and 33 of 34 PATs ... His 29 field goals ranked third in team annals ... Tied Washington's Chip Lohmiller with 120 total points for the top mark in the NFC and the third-highest mark in Saints annals ... Made all three of his FG attempts from 50 yards or longer ... Placed 40 of his 81 kickoffs in the end zone for touchbacks ... Earned a sixth Pro Bowl trip ... Converted field goals from 39 and 31 yards away at Philadelphia (9/6) ... Hit the game-winning field goal from 47-yards away with 1:51 remaining at Atlanta (9/20) to give the Saints a 10-7 victory ... Split the uprights on a 42-yard field goal vs. San Francisco (9/27) ... Converted field goals from 50 and 20 yards at Detroit (10/4) ... Connected on a 30-yard field goal vs. the L.A. Rams (10/11) that provided the difference in a 13-10 win ... Booted a 52-yard field goal at Arizona (10/18) ... Had his third game-winning kick of the season in a 23-21 victory vs. Tampa Bay (11/1) when he knocked a 50-yarder through the uprights, to go with 31-yard and 45-yard FGs ... Kicked a 46-yard FG and four PATs at New England (11/8) ... Produced a 29-yard field goal and added a 42-yarder at San Francisco (11/15) ... Booted a pair of field goals (43 and 45 yards) vs. Washington (11/23) ... Tied his own club record with live field goals (20, 31, 24, 26 and 37 yards) vs. Atlanta (12/3), including the game-winning 37-yard FG with 1:56 remaining for a Saints 22-14 victory. Also added a PAT for a season-best 16 points ... Converted a 21-yard field goal and four PATs at the L.A. Raiders (12/13). Missed his first PAT attempt of the game, breaking his club-record streak of 119 PATs dating back to a contest at the L.A. Rams (10/22/89) ... Booted field goals from 35, 27 and 42 yards vs. Buffalo (12/20) ... Converted a pair of field goals (35 and 42 yards) with two PATs vs. Philadelphia (1/3/93) in an NFC Wild Card matchup.

1991: Appeared in 16 games, converting 25 of 32 field goals (78.1%) ... His 38 PATs ranked as the third-highest mark in Saints annals ... Finished third in the NFC with 113 total points ... Knocked through four FGs (34, 30, 38 and 26 yards) and two PATs for a season-high 14 points vs. Minnesota (9/22) ... Amassed three field goals (32, 28 and 48 yards) vs. Tampa Bay (10/20) ... Boomed a 60-yard field goal to end the first half vs. Chicago (10/27) to tie Steve Cox of Cleveland (10/21/84) for the third-longest field goal in NFL history. It was also the second-longest field goal in Saints history ranking behind only Tom Dempsey's NFL-record 63-yarder ... Connected on two third-quarter field goals (39 and 31 yards) vs. Atlanta (11/24) ... Booted a 52-yard field goal at San Francisco (12/1) ... Converted a pair of field goals (37 and 42 yards) vs. the L.A. Raiders (12/16) ... Made both of his FG attempts (45 and 35 yards) vs. Atlanta (12/28) in an NFC Wild Card game.

1990: Participated in all 16 games ... Earned his fifth trip to the Pro Bowl ... Connected on 21 of 27 field goals for the second-best mark in the NFC ... Ranked first in the NFL with 45.9% of his kickoffs (30 of 66) resulting in touchbacks ... Produced three field goals of 50 yards or more and had a pair of game-winners ... Opened the season with four field goals (41, 39, 28 and 32 yards) for a season-high 12 points vs. San Francisco (9/10) ... Kicked field goals from 46 and 23 yards at Atlanta (10/7) ... Booted a 52-yard field goal vs. Cleveland (10/14) ... Had a 47-yard field goal vs. Detroit (10/28) ... Booted a season-best five PATs vs. Tampa Bay (11/11) ... Had a 38-yard field goal and two PATs at Washington (11/18) ... Converted field goals from 43 and 50 yards at Dallas (12/2) ... Split the uprights on a 48-yard field goal at the L.A. Rams (12/9) ... Kicked a pair of field goals (50 and 43 yards) vs. Pittsburgh (12/16) ... Converted a 40-yard field goal with 4:43 remaining at San Francisco (12/23) that provided the winning margin in a 13-10 victory ... Hit a 24-yarder with two seconds remaining vs. the L.A. Rams (12/31) that proved to be the game winner in a 20-17 game, propelling the Saints into the playoffs ... Made two of four field goals (47 and 38 yards) in an NFC Wild Card Game at Chicago (1/6/91), including a club playoff-record 47-yarder.

1989: Played in 16 games and accounted for more than 100 points for the fifth straight season ... Converted 20 of 29 field goals (69.0%) and a club record 44 of 45 PATs ... Named the NFL Alumni Kicker of the Year ... Made 38 and 32-yard field goals at Green Bay (9/17) ... Converted his only field goal on three attempts from 33 yards at Tampa Bay (9/24) ... Booted 49 and 39-yard field goals vs. San Francisco (10/8) ... Kicked FGs from 39 and 27 yards with four PATs for a season-best 10 points at the L.A. Rams (10/22), but missed an extra point to snap a string of 45 consecutive PATs made ... Converted two field goals (32 and 44 yards) vs. Atlanta (10/29) ... Converted a season-high three field goals (31, 26 and 22 yards) and a PAT for 10 points at Buffalo (12/10) ... Connected on two field goals (21 and 29 yards) and four PATs, tying a season-high with 10 points vs. Indianapolis (12/24).

1988: Appeared in 16 games ... Made 26 of 36 field goals (72.2%) and 32 of 33 PATs to top the team in scoring with 110 points ... Voted to his fourth Pro Bowl ... Connected on three field goals (41, 29 and 28 yards) at Atlanta (9/11) ... Made field goals from 37 and 29 yards away at Detroit (9/18) ... Made a season-long 51-yard field goal vs. Tampa Bay (9/25) ... Converted two field goals vs. Dallas (10/3), including a 49-yarder as time expired to post a 20-17 victory for the Saints ... Connected on three field goals (27, 35 and 34 yards) at San Diego (10/9) ... Booted field goals from 23 and 31 yards at Seattle (10/16) ... Tied his season-long with a 51-yard field goal and added a 25-yard effort vs. the L.A. Raiders (10/23) ... Tied a club record with six PATs vs. Denver (11/20), but did not have a field goal breaking his club record of 20 consecutive games with a made FG ... Converted a season-high four FGs (27, 41, 26 and 45 yards) vs. the N.Y. Giants (11/27) for a season-best 12 points ... Had a 36-yard field goal at Minnesota (12/4) ... Made a 38-yard field goal at San Francisco (12/11) ... Converted a 30-yard FG with five seconds remaining vs. Atlanta (12/18) that proved to be the deciding point in a 10-9 win.

1987: Played in 12 games during the strike-shortened season ... Connected on 28 of 36 FGs, hitting all 18 of his attempts from inside the 40-yard line ... Also made all 37 of his PATs ... Led all NFL kickers and ranked third in team history with 121 points to earn a third consecutive Pro Bowl invite ... Tied a career high and club record with five field goals (39, 49, 19, 19 and 37 yards) on a team-record and career-best seven attempts to go with a PAT for a season-best 11 points vs. San Francisco (10/25) ... Knocked a 49-yard field goal through with five PATs at Atlanta (11/1) ... Had four field goals (50, 27, 51 and 40 yards) at San Francisco (11/15), including two from beyond 50 yards ... Converted three field goals (19, 43 and 28 yards) vs. the N.Y. Giants (11/22) ... Booted three field goals (40, 24 and 32 yards) vs. Tampa Bay (12/6) to go with a season-best five PATs ... Provided two field goals (21 and 30 yards) along with five PATs at Pittsburgh (12/20) ... Made all four of his field goals (31, 52, 48 and 32 yards) vs. Green Bay (12/27), including a season-long 52-yard kick ... Converted a 40-yard FG and a PAT vs. Minnesota (1/3/88) in an NFC Wild Card Game.

1986: Saw duty in 16 games, converting 26 of 30 field goals (86.7%) and all 30 of his PATs ... His 86.7% FG accuracy mark was the best percentage in the NFL ... Selected to his second Pro Bowl ... Had a 47-yard field goal vs. Atlanta (9/7) ... Converted a 20-yard field goal vs. Green Bay (9/14) ... Connected on a 44-yard field goal at San Francisco (9/21) ... Booted field goals from 34 and 45 yards vs. Washington (10/5), but had his streak of 20 straight made field goals snapped when he missed a 51-yarder ... Had a 46-yard field goal vs. Indianapolis (10/12) ... Made a 31-yard FG and a season-high five PATs vs. Tampa Bay (10/19) ... Converted three FGs (26, 53 and 28 yards) at the N.Y. Jets (10/26), including a season-long 53-yard boot ... Was perfect on his three field goal attempts (45, 50 and 23 yards) vs. San Francisco (11/2) ... Made field goals from 47, 28 and 30 yards away at St. Louis (11/16) ... Connected on two field goals (28 and 38 yards) vs. New England (11/30) ... Booted field goals from 27 and 29 yards vs. Miami (12/7) ... Had a 39-yard field goal at Minnesota (12/21).

1985: Appeared in 16 games, converting a team-record 31 field goals on 35 attempts (88.6%) and 27 of 29 PATs ... Topped the 100-point total for the first time in his career with 120 total points, the second-highest tally in club history ... Totaled three of five FGs from beyond 50 yards ... Earned his first Pro Bowl appearance, becoming only the second Saints kicker to be elected to the Pro Bowl and the first since Tom Dempsey in '69 ... Amassed two FGs (50 and 36 yards) vs. Kansas City (9/8) ... Had a 55-yard field goal at Denver (9/15) ... Booted FGs from 37 and 40 yards away vs. Tampa Bay (9/22) ... Connected on a pair of 39-yard field goals at San Francisco (9/29) ... Booted three field goals (40, 33 and 43 yards) vs. Philadelphia (10/6) ... Had FGs from 34 and 33 yards at the L.A. Raiders (10/13) ... Had a 51-yard FG at the L.A. Rams (11/3) ... Produced three FGs (26, 47 and 45 yards) at Minnesota (11/24) ... Set a club record with five field goals in a single game (47, 42, 35, 27 and 35 yards) and added two PATs for a season-high 17 points vs. the L.A. Rams (12/1) ... Connected on field goals from 31, 30 and 42 yards at St. Louis (12/8) ... Booted two FGs (46 and 41 yards) vs. San Francisco (12/15).

1984: Saw action in 16 games ... Connected on 20 of 27 field goals (74.1%) and all 34 of his PATs for 94 points ... Converted 32 and 41-yard field goals at San Francisco (9/16) ... Connected on field goals from 25 and 29 yards vs. St. Louis (9/23) ... Booted 23-yard and 27-yard field goals at Houston (9/30) ... Recorded a 47-yard field goal vs. the L.A. Rams (10/14) ... Converted field goals from 49 and 50 yards at Dallas (10/21) ... Kicked three field goals at Cleveland (10/28), including a 53-yarder as time expired to give the Saints a 16-14 victory. Also hit a PAT for a season-best 10 points ... Had a 46-yard field goal vs. Green Bay (11/4) ... Kicked a 47-yard field goal at Atlanta (11/11) ... Connected on a 37-yard field goal at the N.Y. Giants (12/15).

1983: Appeared in all 16 games for the first time in his NFL career ... Connected on 18 of 24 field goals (75.0%) and 37 of 38 PATs for a total of 90 points ... Converted field goals from 27 and 30 yards to go with three PATs at the L.A. Rams (9/11) ... Kicked a game-winning 41-yard field goal in overtime vs. Chicago (9/18) to seal a 34-31 win ... Had a 32-yard field goal vs. Miami (10/2) ... Connected on a season-high four field goals at Atlanta (10/9), including a 35-yarder as time expired to give the club a 19-17 victory ... Had a pair of field goals (28 and 26 yards) vs. San Francisco (10/16) ... Converted a 50-yard field goal and three PATs at Tampa Bay (10/23) ... Kicked a 52-yard field goal in regulation and added a 50-yard field goal in overtime in a 20-17 win at Philadelphia (12/11) for his third game-winning kick of the season ... Had a 20-yard field goal and three PATs vs. the L.A. Rams (12/18).

1982: Appeared in eight games during the strike-shortened season ... Hampered for much of the year with a sprained ankle, but still managed to make two of five field goals (40.0%) and all six of his PATs for a total of 12 points ... Suffered a sprained ankle on the opening kickoff vs. St. Louis (9/12) and did not play at Chicago (9/19) ... Converted his first career NFL field goal from 45 yards out vs. Tampa Bay (12/5) ... Made his first NFL PAT and added a 36-yard field goal vs. Washington (12/26) ... Had a season-best five extra points vs. Atlanta (1/2/83).

College: A first-team All-America as a senior at Michigan State ... Still holds the school record with a 63-yard FG as a senior vs. Ohio State (9/19/81) ... Had 39 of his 56 kickoffs enter the end zone for a touchback as a senior ... Set a then-Big Ten Conference record with 45 career field goals, while establishing Spartan school records for PATs (126) and total points (261) ... Was named to the Big Ten All-Academic team for sporting a 3.25 GPA in Communications and German with minors in Marketing and French ... Majored in Communications and Marketing at Michigan State.

Personal: Was a prep standout as a senior at Ben Davis High School in Indianapolis, Indiana after moving to the U.S. as an exchange student in '77. . . Has provided analysis for numerous Super Bowls for Danish television - TV 3 ScanSat. . . Nearly made the Danish national team as a soccer player prior to embarking on a football career. . . Fluent in four languages; Danish, German, French, and English. . . Was selected as the "Outstanding Sports Citizen of the Year" by the New Orleans Sports Foundation in '90. . . Was involved in a "Kicks for Kids" program in which he raised over \$400,000 for New Orleans hospitals. . . Was born in Copenhagen, Denmark and was raised in Struer, Denmark. . . Twin brother Jakob is in the exporting business in Bangalore, India. . . His father Erik was a psychologist and supervisor of educational programs for handicapped children while his mother Hanne was a school teacher and librarian. . . Full name: Morten Andersen. . . Nicknamed "The Great Dane". . . Married, wife Jennifer, with a son Sebastian (4). . . The Andersens reside in Buford, Georgia.



ANDERSEN'S NFL STATISTICS



SCORING

Year	Team	G-S	FGM	FGA	Pct.	LG	PATs	Points
1982	New Orleans	8-0	2	5	.400	45	6-6	12
1983	New Orleans	16-0	18	24	.750	52	37-38	91
1984	New Orleans	16-0	20	27	.741	53	34-34	94
1985	New Orleans	16-0	31	35	.886	55	27-29	120
1986	New Orleans	16-0	26	30	.867	53	30-30	108
1987	New Orleans	12-0	28	36	.778	52	37-37	121
1988	New Orleans	16-0	26	36	.722	51	32-33	110
1989	New Orleans	16-0	20	29	.690	49	44-45	104
1990	New Orleans	16-0	21	27	.778	52	29-29	92
1991	New Orleans	16-0	25	32	.781	60	38-38	113
1992	New Orleans	16-0	29	34	.853	52	33-34	120
1993	New Orleans	16-0	28	35	.800	56	33-33	117
1994	New Orleans	16-0	28	39	.718	48	32-32	116
1995	Atlanta	16-0	31	37	.838	59	29-30	122
1996	Atlanta	16-0	22	29	.759	54	31-31	97
1997	Atlanta	16-0	23	27	.852	55	35-35	104
1998	Atlanta	16-0	23	28	.821	53	51-52	120
1999	Atlanta	16-0	15	21	.714	49	34-34	79
2000	Atlanta	16-0	25	31	.806	51	23-23	98
2001	N.Y. Giants	16-0	23	28	.821	51	29-30	98
2002	Kansas City	14-0	22	26	.846	50	51-51	117
Totals		322-0	486	616	.789	60	695-704	2,153

POSTSEASON

Year	Team	G-S	FGM	FGA	Pct.	LG	PATs	Points
1987	New Orleans	1-0	1	1	1.000	40	1-1	4
1990	New Orleans	1-0	2	4	.500	47	0-0	6
1991	New Orleans	1-0	2	2	1.000	45	2-2	8
1992	New Orleans	1-0	2	2	1.000	42	2-2	8
1995	Atlanta	1-0	2	2	1.000	31	2-2	8
1998	Atlanta	3-0	7	8	.875	38	6-6	27
Totals		8-0	16	19	.842	47	13-13	61

VETERANS



NFL RECORD BOOK MOST NFL SEASONS



1. 26	George Blanda	1949-75
2. 21	Earl Morrall	1956-76
	Morten Andersen	1982-02
	Gary Anderson	1982-02
5. 20	Jim Marshall	1960-79
	Jackie Slater	1976-95



NFL RECORD BOOK MOST PRO BOWL APPEARANCES KICKER



1. 7	Morten Andersen	1982-02
2. 4	Gary Anderson	1982-02
	Jan Stenerud	1967-85
4. 3	Nick Lowery	1978-96
	Jason Elam	1993-02



FIELD GOAL ACCURACY



Year	Team	11-19	20-29	30-39	40-49	50+	Total	Pct.
1982	New Orleans	0-0	0-0	1-1	1-3	0-1	2-5	.400
1983	New Orleans	2-2	8-8	3-4	2-6	3-4	18-24	.750
1984	New Orleans	0-0	9-9	4-5	5-10	2-3	20-27	.741
1985	New Orleans	0-0	4-5	13-14	11-12	3-4	31-35	.886
1986	New Orleans	1-1	11-11	6-7	6-6	2-5	26-30	.867
1987	New Orleans	3-3	6-6	9-9	8-12	2-6	28-36	.778
1988	New Orleans	1-1	11-12	8-11	5-8	1-4	26-36	.722
1989	New Orleans	0-0	7-8	10-11	3-6	0-4	20-29	.690
1990	New Orleans	0-0	5-5	5-6	8-12	3-4	21-27	.778
1991	New Orleans	0-0	6-6	11-13	6-9	2-4	25-32	.781
1992	New Orleans	0-0	10-10	8-10	8-11	3-3	29-34	.853
1993	New Orleans	2-2	7-7	7-7	11-14	1-5	28-35	.800
1994	New Orleans	0-0	9-9	11-14	8-10	0-6	28-39	.718
1995	Atlanta	1-1	8-8	11-11	3-8	8-9	31-37	.838
1996	Atlanta	0-0	5-5	9-11	7-8	1-5	22-29	.759
1997	Atlanta	1-1	10-10	7-7	3-6	2-3	23-27	.852
1998	Atlanta	0-1	8-9	7-7	6-9	2-2	23-28	.821
1999	Atlanta	1-1	5-5	5-8	4-6	0-1	15-21	.714
2000	Atlanta	0-0	6-6	6-7	11-15	2-3	25-31	.806
2001	N.Y. Giants	0-0	8-8	7-8	6-7	2-5	23-28	.821
2002	Kansas City	0-0	6-6	10-10	5-9	1-1	22-26	.846
Totals		12-13	149-153	158-181	127-187	40-82	486-616	.789

SINGLE GAME CAREER HIGHS

Field Goals Attempted: 7 vs. San Francisco (10/25/87)

Field Goals Made: 5, eight times, last vs. Kansas City (12/24/00)

Consecutive Field Goals Made: 25 (11/9/92 - 9/19/93)

25 (11/19/01 - 10/20/02)

Long Field Goal Made: 60 vs. Chicago (10/27/91)

Long Field Goal Attempt: 60 vs. Tampa Bay (12/5/81)

vs. Chicago (10/27/91)

PATs Made: 7 vs. Arizona (12/1/02)

vs. St. Louis (12/8/02)

Points: 18 vs. San Francisco (9/3/00)

STREAKS & MILESTONES: His 486 FGs are second in NFL history behind Gary Anderson (494). Has 616 career FG attempts and needs 22 more to bypass George Blanda (637) for the NFL all-time lead. Has 2,153 career points and needs 71 more to pass Anderson (2,223) for the all-time lead. Has played in 322 contests and needs to appear in two more games to bypass Anderson for second and 19 to surpass Blanda for the most in NFL history.



NFL RECORD BOOK MOST GAMES PLAYED CAREER



- 340 George Blanda1949-75
- 323 Gary Anderson1982-02
- 322 Morten Andersen**1982-02
- 296 Bruce Matthews1983-01
- 282 Jim Marshall1960-79



NFL RECORD BOOK MOST CONSECUTIVE GAMES PLAYED



- 282 Jim Marshall1960-79
- 248 Morten Andersen**1982-02
- 240 Mick Tingelhoff1962-78
- Jeff Feagles1988-02
- Bill Romanowski1988-02



CHIEFS RECORD BOOK OLDEST PLAYERS



- 44 years, 8 days Warren Moonat San Diego (11/22/00)
- 43 years, 20 days Morten Andersen** ..vs. San Diego (9/7/03)
- 40 years, 140 days Len Dawsonvs. San Diego (12/7/75)
- 38 years, 206 days Ron Jaworskiat L.A. Raiders (10/15/89)
- 38 years, 203 days Joe Montanaat Miami (12/31/94)

ANDERSEN'S GAME-WINNING KICKS

	Opponent	Length	Quarter	Final Score
1.	Chicago (9/18/83)*	41 yards	Overtime	34-31
2.	@ Atlanta (10/9/83)*	35 yards	Fourth	19-17
3.	@ Philadelphia (12/11/83)*	50 yards	Overtime	20-17
4.	@ Cleveland (10/28/84)*	53 yards	Fourth	16-14
5.	@ San Francisco (11/15/87)*	40 yards	Fourth	26-24
6.	Dallas (10/3/88)*	49 yards	Fourth	20-17
7.	Atlanta (12/18/88)*	30 yards	Fourth	10-9
8.	@ Buffalo (12/10/89)*	22 yards	Fourth	22-19
9.	@ San Francisco (12/23/90)*	40 yards	Fourth	13-10
10.	L.A. Rams (12/31/90)*	24 yards	Fourth	20-17
11.	@ Atlanta (9/20/92)*	47 yards	Fourth	10-7
12.	L.A. Rams (10/11/92)*	30 yards	Fourth	13-10
13.	Tampa Bay (11/1/92)*	50 yards	Fourth	23-21
14.	Atlanta (12/3/92)*	37 yards	Fourth	22-14
15.	@ Atlanta (9/12/93)*	44 yards	Fourth	34-31
16.	San Francisco (9/26/93)*	49 yards	Fourth	16-13
17.	@ Phoenix (10/31/93)*	38 yards	Fourth	20-17
18.	@ Minnesota (11/28/93)*	24 yards	Fourth	17-14
19.	Atlanta (11/13/94)*	39 yards	Fourth	33-32
20.	@ Denver (12/24/94)*	40 yards	Fourth	30-28
21.	Carolina (9/3/95)#	35 yards	Overtime	23-20
22.	@ New Orleans (9/17/95)#	21 yards	Overtime	27-24
23.	@ Tampa Bay (10/22/95)#	30 yards	Fourth	24-21
24.	St. Louis (11/2/97)#	27 yards	Fourth	34-31
25.	Philadelphia (12/14/97)#	33 yards	Fourth	20-17
26.	@ New Orleans (10/10/99)#	44 yards	Fourth	20-17
27.	@ Carolina (9/17/00)#	27 yards	Fourth	15-10
28.	Carolina (10/29/00)#	31 yards	Fourth	13-12
29.	Dallas (11/4/01)†	42 yards	Overtime	27-24
30.	@ Cleveland (9/8/02)\$	30 yards	Fourth	40-39

* with New Orleans

with Atlanta

† with N.Y. Giants

\$ Kansas City



NFL RECORD BOOK MOST POINTS SCORED CAREER



- 2,223 Gary Anderson1982-02
- 2,153 Morten Andersen1982-02
- 2,002 George Blanda1949-75
- 1,736 Norm Johnson1982-99
- 1,711 Nick Lowery1978-96



NFL RECORD BOOK MOST POINTS SCORED ACTIVE PLAYERS, 2002



- 2,223 Gary Anderson – MIN1982-02
- 2,153 Morten Andersen – KC ...1982-02
- 1,331 John Carney – NO1988-02
- 1,296 Steve Christie – SD1990-02
- 1,220 Jerry Rice – Oakland1985-02



NFL RECORD BOOK MOST CONSECUTIVE GAMES SCORING



- 300 Morten Andersen 1982-02
- 186 Jim Breech 1979-92
- 155 Ray Wersching 1977-87
- 156 Jason Elam 1993-02
- 151 Fred Cox 1963-73



NFL RECORD BOOK MOST SEASONS 100 OR MORE POINTS



- 13 Morten Andersen 1982-02
Gary Anderson 1982-02
- 11 Nick Lowery 1978-86
- 10 Jason Elam 1993-02
- 9 Norm Johnson 1982-99
Pete Stoyanovich 1989-00

HALL OF FAME FACT

K Jan Stenerud has scored 30 points in Pro Bowl games. Only K Morten Andersen (45) has scored more.



HALL OF FAME FACT

LB Willie Lanier registered the only safety of his career when he tackled Broncos RB Otis Armstrong in the end zone at Denver (11/18/74).



ANDERSEN'S PRO MILESTONES

Date	Milestone	Opponent	Result
4/21/82	Fourth-round draft choice (86th overall) of New Orleans		
9/12/82	1st NFL game	St. Louis	L, 7-21
12/5/82	1st NFL field goal (45 yards)	Tampa Bay	L, 10-13
9/18/83	1st NFL game-winning field goal (41 yards)	Chicago	W, 34-31 (OT)
10/13/85	50th NFL field goal (34 yards)	at L.A. Raiders	L, 13-23
2/2/86	1st Pro Bowl appearance - New Orleans	AFC	W, 28-24
12/1/86	100th NFL PAT	L.A. Rams	W, 29-3
10/25/87	100th NFL field goal (39 yards)	San Francisco	L, 22-24
11/29/87	500th NFL point (field goal)	at Pittsburgh	W, 20-16
1/3/88	1st NFL postseason field goal (40 yards)	Minnesota	L, 10-44
11/20/88	200th NFL PAT	Denver	W, 42-0
12/11/88	150th NFL field goal (38 yards)	at San Francisco	L, 17-30
12/18/88	100th NFL game	Atlanta	W, 10-9
2/3/91	5th Pro Bowl Appearance - NFL kicker record	NFC	W, 21-23
9/29/91	200th NFL field goal (31 yards)	at Atlanta	W, 27-6
11/17/91	300th NFL PAT	at San Diego	L, 21-24
10/18/92	1,000th NFL point (field goal)	at Phoenix	W, 30-21
9/15/93	250th NFL field goal (47 yards)	Houston	W, 33-21
11/28/94	400th NFL PAT	San Francisco	L, 14-35
12/24/94	300th NFL field goal (26 yards)	at Denver	W, 30-28
7/21/95	Signs with Atlanta		
9/24/95	200th NFL game	N.Y. Jets	W, 13-3
2/4/96	7th Pro Bowl appearance	AFC	W, 20-13
11/10/96	1,500th NFL point	at St. Louis	L, 19-59
11/24/96	350th NFL field goal (33 yards)	at Cincinnati	L, 31-41
11/30/97	500th PAT	at Seattle	W, 24-17
12/20/98	400th NFL field goal (34 yards)	at Detroit	W, 24-17
9/24/00	600th NFL PAT	St. Louis	L, 20-41
8/29/01	Signs with the N.Y. Giants		
11/4/01	300th NFL game	Dallas	W, 27-24 (OT)
11/4/01	450th NFL field goal (40 yards)	Dallas	W, 27-24 (OT)
11/25/01	2,000th NFL point (field goal)	Oakland	L, 10-28
3/26/02	Signs with Kansas City		
9/8/02	Makes the 30th game-winning kick of his career	at Cleveland	W, 40-39
12/15/02	Scores in 300th consecutive game	at Denver	L, 24-31

Note: All milestones reflect regular season totals only unless otherwise indicated.



NFL RECORD BOOK MOST PATS MADE CAREER



1. 943 George Blanda 1949-75
2. 741 Gary Anderson 1982-02
3. **695 Morten Andersen 1982-02**
4. 641 Lou Groza 1946-67
5. 638 Norm Johnson 1982-99



NFL RECORD BOOK MOST 50-YARD FIELD GOALS, SEASON



1. **8 Morten Andersen - Atlanta 1995**
2. 6 Dean Biasucci - Indianapolis 1998
- Chris Jacke - Green Bay 1993
- Tony Zendejas - L.A. Rams 1993
- Mike Vanderjagt - Indianapolis 1998



NFL RECORD BOOK MOST FIELD GOALS ATTEMPTED, CAREER



1. 637 George Blanda 1949-75
2. 619 Gary Anderson 1982-02
3. **616 Morten Andersen 1982-02**
4. 558 Jan Stenerud 1967-85
5. 490 Jim Turner 1964-79



NFL RECORD BOOK MOST FIELD GOALS CAREER



1. 494 Gary Anderson 1982-02
2. **486 Morten Andersen 1982-02**
3. 383 Nick Lowery 1978-96
4. 373 Jan Stenerud 1967-85
5. 366 Norm Johnson 1982-99



ANDERSEN VS. THE NFL
1982-02
(REGULAR SEASON)



Team	G-S	FGM	FGA	Pct.	LG	PATs	Points
Arizona	15-0	23	25	92.0	52	43-44	112
Atlanta	25-0	40	51	78.4	49	56-58	176
Baltimore	1-0	2	3	66.7	41	1-1	7
Buffalo	5-0	8	13	61.5	50	9-9	33
Carolina	12-0	22	28	78.6	51	23-23	89
Chicago	6-0	5	8	62.5	60	14-14	29
Cincinnati	5-0	5	8	62.5	49	17-17	32
Cleveland	5-0	9	10	90.0	53	11-11	38
Dallas	13-0	22	30	73.3	54	22-22	88
Denver	8-0	7	13	53.8	55	25-27	46
Detroit	10-0	11	17	64.7	50	19-19	52
Green Bay	7-0	11	12	91.7	52	17-17	50
Indianapolis	3-0	3	5	60.0	46	11-11	20
Jacksonville	3-0	4	5	80.0	46	4-4	16
Kansas City	6-0	11	12	91.7	50	10-10	43
Miami	6-0	7	9	77.7	50	21-21	42
Minnesota	11-0	18	23	78.3	51	18-18	72
New England	7-0	11	13	84.6	54	21-21	54
New Orleans	13-0	22	28	78.6	55	31-31	97
N.Y. Giants	9-0	17	20	85.0	45	15-15	66
N.Y. Jets	7-0	13	14	92.9	53	14-14	53
Oakland	8-0	10	12	83.3	51	16-16	46
Philadelphia	13-0	24	29	82.8	56	21-21	93
Pittsburgh	6-0	7	10	70.0	50	10-10	31
St. Louis	37-0	53	62	85.5	51	94-96	253
San Diego	5-0	5	9	55.6	43	13-13	28
San Francisco	38-0	62	74	83.9	59	60-62	246
Seattle	7-0	10	11	90.9	47	15-15	45
Tampa Bay	16-0	24	32	75.0	50	35-35	107
Tennessee	6-0	9	13	69.2	47	13-13	40
Washington	9-0	11	17	64.7	50	16-16	49
Totals	322-0	486	616	78.9	60	695-704	2,153

VETERANS



NFL RECORD BOOK
MOST 50-YARD
FIELD GOALS, CAREER



- 40 **Morten Andersen** 1982-02
- 29 Jason Elam 1993-02
- 22 Nick Lowery 1978-96
- 21 Al Del Greco 1984-00
Jason Hanson 1992-02
John Kasay 1991-02
Eddie Murray 1980-00



NFL RECORD BOOK
LONGEST FIELD GOALS



- 63 Tom Dempsey vs. Detroit 11/8/70
Jason Elam vs. Jacksonville 10/25/98
- 60 Steve Cox vs. Cincinnati 10/21/84
Morten Andersen vs. Chicago .. 10/27/91
- 59 Tony Franklin vs. Dallas 11/12/79
Pete Stoyanovich vs. N.Y. Jets ... 11/12/89
Steve Christie vs. Miami 9/26/93
Morten Andersen vs. SF 12/24/95



CHIEFS RECORD BOOK
MOST PATS MADE
SEASON



- 51 **Morten Andersen** 2002
- 46 Tommy Brooker 1964
- 45 Jan Stenerud 1967
Pete Stoyanovich 1999
- 44 Nick Lowery 1983



CHIEFS RECORD BOOK
MOST POINTS
SEASON



- 144 Priest Holmes 2002
- 139 Nick Lowery 1990
- 129 Jan Stenerud 1968
- 119 Jan Stenerud 1969
- 117 **Morten Andersen** 2002

7

Leo
ARAGUZ

Punter • 6-0 • 179



Born: January 18, 1970
Pharr, Texas

Stephen F. Austin
Free Agent (2003)
NFL: 4 (1st with Chiefs)
GP/GS: (54/0) Playoffs: (0/0)

Pro Career: Veteran punter signed as a free agent with Kansas City on May 14th of 2003 ... Expected to compete in training with Jason Baker for the club's punting job ... Powerful performer who can also use pinpoint control to place the ball inside the 20-yard line when needed ... Equally adept at kicking off, producing 44 kickoffs in his career with four touchbacks ... Is reunited in Kansas City with Chiefs special teams coach Frank Ganzs, Jr., who was his position coach in Oakland ... Is a familiar face in the AFC West, spending portions of four seasons with the Raiders ('96-99) ... Also saw duty with Detroit in 2001 and is a veteran of both the XFL (2001) and the World League ('96) ... Owns 54 games of NFL experience, punting 297 times for 12,737 yards (42.9 gross, 35.0 net), landing 92 punts inside the 20-yard line with 26 touchbacks and one block ... Has lost 12 yards on three rushing attempts and has one completion for a one-yard loss

EXTRA POINTS

Araguz saw his first NFL action with Oakland in a game vs. Kansas City (12/9/96).

... Was signed as a free agent by Detroit on November 27th of 2001, but was released on December 19th ... Joined St. Louis on June 14th of 2001 and attended training camp with the Rams, but was let go on August 27th ... Played with the New York/New Jersey Hitmen of the XFL in 2001 ... Was released by Oakland on August 27th of 2000 after originally signing as a free agent with the Raiders on December 4th of '96 ... Honed his skills playing for the Rhein Fire of the World League in '96 ... Joined San Diego on April 28th of '95, but was released prior to the season on August 22nd ... Originally entered the NFL as a rookie free agent with Miami in '94, but was released on July 12th.

Detroit (2001): Played in three games, recording 17 punts for 713 yards (41.9 gross, 34.0 net), placing six punts inside the 20-yard line with four touchbacks ... Signed as a free agent on November 27th ... Had five punts for 204 yards in his first game with the Lions at Chicago (12/2/01) ... Produced five punt for 195 yards, landing three inside the 20 with two touchbacks at Tampa Bay (12/9/01) ... Punted seven times for 314 yards vs. Minnesota (12/16/01) ... Was released on December 19th.

XFL (2001): Saw duty with the New York/New Jersey Hitmen of the XFL ... Punted 44 times for 1,788 yards (40.6 gross, 31.0 net) with 14 landing inside the 20-yard line and one touchback.

Oakland (1996-99): Appeared in 51 games, producing 280 punts for 12,024 yards (42.9 gross, 35.0 net), placing 86 punts inside the 20-yard line with 22 touchbacks and one block ... Also rushed three times for minus 12 yards and completed his only pass attempt for a one-yard loss.

1999: Saw action in 16 games, punting 76 times for 3,045 yards (40.1 gross, 32.3 net) with 25 punts landing inside the 20, four touchbacks and one block ... His four touchbacks tied for the fourth fewest in the NFL while his 25 punts inside the 20-yard line tied for seventh in the AFC ... Also kicked off one time ... Booted five punts for 208 yards (41.6 avg.) at Green Bay (9/12) ... Had six punts for 225 yards at Minnesota (9/19) ... Punted five times for 176 yards at Seattle (10/3) ... Registered six punts for 250 yards (41.7 avg.) at Buffalo (10/17) ... Recorded four punts for 153 yards with three of those landing inside the 20 vs. the N.Y. Jets (10/24) ... Had eight punts for 353 yards (44.1 avg.), placing three inside the 20 vs. Miami (10/31) ... Registered six punts for 182 yards at Denver (11/22) ... Punted five times for 216 yards vs. Kansas City (11/28) ... Had six punts for 247 yards vs. Tampa Bay (12/19) ... Produced a season-high nine punts for 391 yards (43.4 avg.) at Kansas City (1/2/00).

1998: Played in all 16 games, recording a career-high 98 punts for 4,256 yards (43.4 gross, 33.4 net), placing 29 inside the 20-yard line with 10 touchbacks ... Established Oakland single-season records with his 98 punts and 4,256 punting yards ... Led the AFC and was third in the NFL with 98 punts ... Finished second in the AFC and fifth in the NFL with 29 punts inside the 20-yard line ... Added 43 kickoffs with three touchbacks ... Also had one rush for a 12-yard loss and completed his lone pass attempt for a one-yard loss ... Had eight punts for 338 yards with four landing inside the 20 vs. the N.Y. Giants (9/13) ... Recorded six punts for 275 yards (45.8 avg.) at Arizona (10/4) ... Punted an NFL record 16 times for 709 yards and placed a career-high five punts inside the 20-yard line vs. San Diego (10/11) ... Produced six punts for 244 yards vs. Seattle (11/15) ... Recorded seven punts for 333 yards (47.6 avg.) at Denver (11/22) ... Booted six punts for 248 yards, including

VETERANS

a career-long 64-yarder vs. Washington (11/29) ... Punted five times for 234 yards vs. Miami (12/6) ... Had six punts for 277 yards at Buffalo (12/13) ... Registered seven punts for 283 yards at San Diego (12/20) ... Amassed five punts for 217 yards vs. Kansas City (12/26).

1997: Saw duty in all 16 games ... Punted 93 times for 4,189 yards (45.0 gross, 39.1 net), placing 28 balls inside the 20-yard line with only six touchbacks ... Tied for third in the AFC and fifth in the NFL with his 45.0-yard average ... Ranked second in the NFL with a 39.1-yard net average ... His 93 punts were the third-highest seasonal total in team history, while his 4,189 yards were the second-highest tally amassed by an Oakland punter ... Also rushed one time for no yards ... Recorded six punts for 249 yards at Tennessee (8/31) ... Produced seven punts for 315 yards vs. Kansas City (9/8) ... Registered seven punts for 318 yards at Atlanta (9/14) ... Amassed seven punts for 327 yards vs. St. Louis (9/28) and vs. San Diego (10/5) ... Punted six times for 246 yards at Seattle (10/26) ... Had a season-high eight punts for 356 yards vs. New Orleans (11/9) ... Produced eight punts for 350 yards at Denver (11/24), stopping four inside the 20 ... Punted three times for 166 yards vs. Seattle (12/14), establishing career highs with 55.3-yard gross average and a 49.7-yard net ... Recorded six punts for 252 yards vs. Jacksonville (12/21).

1996: Played in three games, punting 13 times for 534 yards (41.1 gross, 34.5 net), landing four inside the 20-yard line with two touchbacks ... Also rushed one time for no yards ... Was signed on December 4th ... Punted five times for 209 yards in his NFL debut vs. Kansas City (12/9) ... Added four punts for 177 yards at Denver (12/15) ... Recorded four punts for 148 yards vs. Seattle (12/22).

World League (1996): Saw duty with the Rhein Fire, punting 41 times for 1,735 yards (42.3 gross) and four touchbacks ... Led the World League with a 37.9-yard net punting average and 17 punts inside the 20-yard line ... Finished second in the league with a 42.3-yard gross average.

College: A four-year letterman at Stephen F. Austin where he was a three-time All-Southland Conference selection ... His 42.6-yard average led the Southland Conference and ranked fifth in the nation as a senior ... Concluded his career with 10 punts over 50 yards, including two punts of more than 60 yards ... Majored in Education at Stephen F. Austin.

Personal: Saw action as both a punter and place kicker at Harlingen High School in Harlingen, Texas ... Also lettered in soccer ... Has a street named after him in his hometown of Pharr, Texas ... Full name: Leo Jaime Araguz (pronounced ARA-goos) ... Married, wife Christina ... The couple resides in Harlingen, Texas.



ARAGUZ'S NFL STATISTICS



PUNTING

Year	Team	G-S	No.	Yds.	Avg.	TB	In 20	LG	Blk.	Net Avg.
1996	Oakland	3-0	13	534	41.1	2	4	52	0	34.5
1997	Oakland	16-0	93	4,189	45.0	6	28	63	0	39.1
1998	Oakland	16-0	98	4,256	43.4	10	29	64	0	33.4
1999	Oakland	16-0	76	3,045	40.1	4	25	56	1	32.3
2001	Detroit	3-0	17	713	41.9	4	6	55	0	34.0
Totals		83-0	634	29,992	47.3	37	22	64	0	39.4

Additional Stats: Has three rushes for minus 12 yards – rushed once for no yards vs. Kansas City (12/9/96), once for no yards vs. San Diego (10/5/97) and once for a 12-yard loss at Dallas (9/27/98). Completed one pass for a one-yard loss at Seattle (11/1/98).

SINGLE GAME CAREER HIGHS

Punts: 16 vs. San Diego (10/11/98)

Long Punt: 64 vs. Washington (11/29/98)

Gross Average: 55.3 vs. Seattle (12/14/97)

Net Average: 49.7 vs. Seattle (12/14/97)

Most Punts Inside the 20: 5 vs. San Diego (10/11/98)



THE HALL OF FAME GAME

The Chiefs will make their third appearance in the Hall of Fame Game when Kansas City squares off against Green Bay in Canton on August 4th. The Chiefs are 1-1 in their two previous Hall of Fame Game outings. Kansas City produced a 23-7 win vs. the N.Y. Giants (7/29/72) and suffered a 20-7 setback vs. San Francisco (8/8/87).

50

Larry **ATKINS**

Linebacker • 6-3 • 250



Born: July 21, 1975

Santa Monica, California

UCLA

Draft (No. 3b - 1999)

NFL: 5 (5th with Chiefs)

GP/GS: (46/0) Playoffs: (0/0)

Pro Career: Physical fifth-year performer who has worked at both safety and linebacker for the Chiefs ... Made the switch from safety to linebacker in 2001 and is expected to work as a reserve at the right outside "WILL" linebacker post for Kansas City in 2003 ... Has been hampered by various injuries throughout his career and is still looking to solidify his role on the club's defense ... After fighting through an early-season quad injury, was making his biggest contribution to date on defense in 2002 before a left knee sprain sidelined him for the season's final five games ... Suffered a foot injury in training camp in 2001, while a hamstring ailment cost him time in 2000 ... Has been a big-play performer for the club in the kicking game and will be counted on again to make a solid contribution on special teams ... Owns experience as a safety in both the pro and college ranks, giving him plenty of expertise when he is called upon to drop in coverage ... Also possesses the size and physicality to stuff the run at the line of scrimmage ... Has seen action in 46 games on special teams for Kansas City and has taken defensive snaps in 18 contests ... Owns eight tackles and a pass defended on defense, while registering 38 tackles, a fumble recovery and a blocked punt on special teams ... Joined the Chiefs as the second of the club's two selections (84th overall) in the third round of the '99 draft.

2002: Played in 10 games on special teams and six games on defense, making seven solo defensive stops along with a pass defended ... Also produced six special teams tackles ... Was inactive at Cleveland (9/8) with a quad injury ... Saw his first action of the season on special teams vs. Jacksonville (9/15) ... Produced a tackle on defense at New England (9/22) ... Saw action on defense and made one special teams tackle along with blocking a Darren Bennett punt that was recovered by LB Glenn Cadrez to set up a TD at San Diego (10/13) ... Recorded two tackles and a pass defended to go with a special teams tackle vs. Oakland (10/27) ... Collected one defensive tackle and one special teams stop at San Francisco (11/10) ... Registered two defensive tackles and one special teams tackle vs. Buffalo (11/17) ... Registered one tackle before leaving the game with a left knee sprain at Seattle (11/24) ... Was inactive vs. Arizona (12/1) ... Was placed on the injured reserve on December 4th.

2001: Played in 12 games on special teams and saw duty in five games on defense ... Had 14 special teams stops to rank fourth on the squad ... Also added one tackle on defense ... Was inactive vs. Oakland (9/9), vs. the N.Y. Giants (9/23) and at Washington (9/30) with a foot injury suffered during training camp ... Saw his first action of the season on special teams at Denver (10/7) ... Played his first game of the season as a reserve LB and made a special teams tackle at Arizona (10/21) ... Had a special teams stop vs. Indianapolis (10/25) ... Recorded two special teams tackles at San Diego (11/4) ... Registered his first career NFL tackle on defense as a reserve LB at the N.Y. Jets (11/11) ... Made two special teams tackles vs. Denver (12/16) ... Played at reserve LB and registered two special teams stops vs. San Diego (12/23) ... Saw action as a reserve LB at Jacksonville (12/30) and tied a career high with three special teams tackles ... Was inactive at Seattle (1/6/02) with a hamstring injury.

2000: Saw action on special teams in 15 games and took snaps on defense in seven games ... Totaled 13 special teams tackles and a fumble recovery on a muffed punt ... Saw action on short yardage defense and special teams at Denver (9/24), recording a career-high three special teams stops ... Had two special teams tackles apiece vs. Seattle (10/2) and vs. St. Louis (10/22) ... Was inactive due to a hamstring injury at San Francisco (11/12) ... Recovered his first career fumble on a muffed punt and made two special teams stops at San Diego (11/26).

1999: Saw duty in nine games exclusively on special teams, recording five tackles on kickoff coverage ... Was inactive for seven games ... Was inactive at Chicago (9/12) before making his NFL debut vs. Denver (9/19), collecting two tackles on kickoff coverage ... Was inactive vs. New England (10/10), at Baltimore (10/21), vs. San Diego (10/31), at Tampa Bay (11/14) and vs. Seattle (11/21) ... Had one special teams stop at Oakland (11/28) and also took the field at Denver (12/5) ... Made one

EXTRA POINTS

Atkins has played both linebacker and safety for the Chiefs after playing both positions during his college career at UCLA.

special teams tackle vs. Minnesota (12/12) and also played in the club's final three games vs. Pittsburgh (12/18), at Seattle (12/26) and vs. Oakland (1/2/00).

College: Began his collegiate career as an outside linebacker before settling in at the safety spot as a sophomore ... Saw action in 45 contests (26 starts), recording 185 tackles (121 solo), 10 fumble recoveries, four forced fumbles and a pair of blocked kicks ... Also corralled 10 interceptions for 231 yards and had 20 passes defended ... A second-team All-America pick and first-team All-Pac 10 performer as a senior when he started all 12 games at strong safety, leading the club with 94 tackles (64 solo), including three for loss ... Had a team-high five fumble recoveries and produced four interceptions ... Suffered a sprained MCL in his left knee in the Rose Bowl ... Earned second-team All-America and first team All-Pac 10 honors by *Football News* as a junior ... Also was named a third-team All-America selection by AP ... Opened all 12 games at strong safety, totaling 44 tackles (32 solo) to go along with a team-high six INTs, 4.0 sacks (-38.0 yards), three fumble recoveries and a pair of blocked FGs ... As a sophomore in '96, played in 11 games (one start) at strong safety, producing 25 tackles (15 solo), 1.0 sack and four passes defended ... Saw extensive action as a reserve outside linebacker as a redshirt freshman in '95 ... Played in all 12 games on special teams and played in 10 contests on defense with one start ... Finished the year with 22 tackles, one sack, two fumble recoveries and a forced fumble ... Redshirted as a true freshman in '94 ... Majored in History at UCLA.

Personal: A two-year letterman at Venice High School in Venice, California ... Named honorable mention all-state by *Cal-Hi Sports* ... Voted first-team all-city 4A as a defensive back, earning All-Coastal Conference honors as both a junior and senior ... Tallied 25 solo tackles, two interceptions and two fumble recoveries as a senior ... Accounted for 1,076 all-purpose yards on offense with 72 rushes for 582 yards with five TDs and 30 receptions for 484 yards with eight scores ... Makes regular visits to the Boys & Girls Clubs of Greater Kansas City. Grew up attending those clubs in Venice and Santa Monica, California ... Full name: Larry Tabay Atkins III ... Single ... Resides in Kansas City, Missouri.



ATKINS' NFL STATISTICS



Year	Team	G-S	INTERCEPTIONS			TACKLES			FUMBLES		PASSES		SP. TM
			No.	Yds.	LG TD	Solos	Asst.	Total	Rec.	For.	Defensed	Tackles	
1999	Kansas City	9-0	0	0	-- 0	0	0	0	0	0	0	5	
2000	Kansas City	15-0	0	0	-- 0	0	0	0	0	0	0	13	
2001	Kansas City	12-0	0	0	-- 0	0	1	1	0	0	0	14	
2002	Kansas City	10-0	0	0	-- 0	7	0	7	0	0	1	6	
Totals		46-0	0	0	-- 0	7	1	8	0	0	1	38	

Additional Stats: Recovered a fumble on special teams at San Diego (11/26/00). Blocked a Darren Bennett punt at San Diego (10/13/02).

SINGLE GAME CAREER HIGHS

Tackles: 2 vs. Oakland (10/27/02)

Sp. Teams Tackles: 3 at Denver (9/24/00)

at Jacksonville (12/30/01)

VETERANS

45

Billy

BABER

Tight End • 6-3 • 255

Virginia

Draft (No. 5a - 2001)

Born: January 17, 1979

Charlottesville, Virginia

NFL: 2 (2nd with Chiefs)

GP/GS: (13/2) Playoffs: (0/0)



Pro Career: Dependable pass-catcher and powerful blocker entering his third camp with the Chiefs in 2003 ... Expected to once again serve as the club's third tight end behind four-time Pro Bowler Tony Gonzalez and seventh-year pro Jason Dunn ... Owns the size and strength to work as an extra tight end in goal-line and short-yardage sets, but can also serve as a capable receiver when called upon ... A big target who is difficult for one defender to bring down once he gets the ball in his hands ... Gained valuable experience a year ago when he appeared in 13 games,

including two starts as an extra tight end ... Owns two receptions for 10 yards (5.0 avg.) with one TD and a special teams stop ... Spent the first 11 weeks of the 2001 season on the club's practice unit ... Was activated to the 53-man roster on December 3rd and saw his first career NFL action at Seattle (1/6/02), appearing in both punt coverage and as a reserve TE ... Joined Kansas City as the first of the club's two selections in the fifth round (141st overall) of the 2001 NFL Draft.

2002: Played in 12 games on special teams ... Took snaps on offense in seven games (two starts), catching two passes for 10 yards with a TD and making one special teams tackle ... Was inactive for three games ... Was inactive vs. Jacksonville (9/15) ... Started his first career NFL game at New England (9/22) when the club opened in a two-TE formation, catching his first pro pass for seven yards from QB Trent Green ... Caught a three-yard TD pass from Green vs. Miami (9/29) for his first NFL TD reception ... Started at TE when the club opened in a two-TE formation at San Diego (10/13) ... Was active, but did not play vs. Oakland (10/27) ... Made one special teams tackle vs. Arizona (12/1) ... Was inactive vs. St. Louis (12/8) and at Denver (12/15).

2001: Appeared in one game and was inactive for four contests ... Spent the first 12 weeks of the season on the practice squad ... Signed to the 53-man roster on December 3rd ... Was inactive at Oakland (12/9), vs. Denver (12/16), vs. San Diego (12/23) and at Jacksonville (12/30) ... Saw his first career NFL action at Seattle (1/6/02), playing on special teams and working as a reserve TE.

College: Appeared in 44 games at Virginia (28 starts) ... Had 54 receptions for 544 yards (10.1 avg.) and five touchdowns during his career ... Those 54 catches ranked seventh on the school's career chart for tight ends ... Received All-Atlantic Coast Conference honorable mention honors three times ... Started all 11 games as a senior, posting a career-high 18 receptions for 216 yards (12.0 avg.) ... Played in all 11 games as a junior, starting nine contests ... Caught 17 passes for 118 yards (6.9 avg.) and four TDs ... Played in all 11 games in '98, starting five contests ... Recorded 11 passes caught for 117 yards (10.6 avg.) ... Played in all 11 games as a true freshman, starting three ... Finished the season with eight catches for 93 yards (11.6 avg.) and a touchdown ... A two-sport athlete who played in nine games for the Cavaliers baseball team in '99 ... Majored in Psychology at Virginia.

Personal: Started four years at tight end and was a starter his final two seasons as a defensive end at Western Albermarle High School in Crozet, Virginia ... Caught 54 passes for 1,200 yards and 21 TDs during his career ... Had 27 grabs for 533 yards and 10 scores as a senior ... Recorded 64 tackles with 8.0 sacks and nine pass deflections in his final campaign ... Registered 45 tackles and caught 10 passes for 259 yards with four scores as a junior ... Also served as the team's punter ... Was an AA All-Virginia, all-region, All-Jefferson District and All-Valley District selection ... Lettered in basketball, serving as team captain ... Was also an all-district and all-region choice in baseball ... Full name: William Franklin Baber (pronounced BAY-ber) ... Married, wife Sara ... The couple resides in Overland Park, Kansas.

EXTRA POINTS

Baber is a 10-handicap golfer who has played several notable courses, including the Plantation Course (Kapalua, HI), the Kingsmill Course (Williamsburg, VA), and the TPC at Sawgrass (Ponte Vedra Beach, FL).



BABER'S NFL STATISTICS



RECEIVING

Year	Team	G-S	No.	Yds.	Avg.	LG	TD
2001	Kansas City	1-0	0	0	0.0	--	0
2002	Kansas City	12-2	2	10	5.0	7	1
Totals		13-2	2	10	5.0	7	1

Additional Stats: Had one special teams tackle in 2002.

SINGLE GAME CAREER HIGHS

Receptions: 1 at New England (9/22/02)
vs. Miami (9/29/02)

Long Reception: 7 at New England (9/22/02)
Touchdowns: 1 vs. Miami (9/29/02)

Receiving Yards: 7 at New England (9/22/02)

HALL OF FAME FACT

QB Len Dawson was named the Outstanding Offensive Player in the '69 AFL All-Star Game.



HALL OF FAME FACT

LB Bobby Bell registered his first pro touchdown on a 20-yard fumble return vs. Buffalo (10/18/64).



20

Henry **BAKER**

Safety • 6-2 • 207



Born: August 11, 1976
Wayne, New Jersey

Maryland
Free Agent (2003)
NFL: 1 (1st with Chiefs)
GP/GS: (0/0) **Playoffs:** (0/0)

Pro Career: Former Arena League defensive back joined the Chiefs on January 31st in 2003 ... Expected to compete as a safety in training camp with Kansas City ... Honed his skills in three different indoor leagues prior to making his initial NFL training camp trip with the Chiefs ... Played one season each for the Norfolk Nighthawks (2001) and Albany Conquest (2002) of the Arena Football League 2 ... Spent the 2000 season with the Sioux Falls Cobras of the Indoor Football League ... Originally entered the pro ranks with the New Jersey Red Dogs of the Arena Football League in '99.

Arena Football League 2 (2001-02): Started 25 games during his two seasons in the Arena Football League 2 ... Totaled 108.5 tackles, 38 passes defended, six INTs two fumble recoveries and one forced fumble ... Added 32 receptions and two TDs on offense ... Started 15 games for Albany as the club's defensive specialist in 2002 ... Collected 59.5 tackles (49 solo), a tackle for loss, six interceptions, 23 passes defended, two fumble recoveries and a forced fumble ... His 59.5 tackles ranked second on the team ... Was among the league leaders with his 23 passes defended ... Served as both a wide receiver and defensive back for the Norfolk Nighthawks, starting 10 games in 2001 ... Ranked third on the team with 49 tackles and added 15 passes defended ... Equally effective on offense, ranking sixth on the club with 32 receptions with two TDs ... Averaged 15.7 yards per game.

Indoor Football League (2000): Played for the Sioux Falls Cobras of the Indoor Football League ... Saw action at both safety positions on defense and at wide receiver on offense.

Arena Football League (1999): Saw action in two games for the New Jersey Red Dogs of the Arena Football League ... Recorded 7.5 tackles (four solo).

College: Saw action in 34 games (10 starts) at Maryland, recording 103 tackles (70 solo), a sack (-7.0 yards), three tackles for loss and seven passes defended ... Played in 11 games (10 starts) as a senior for the Terrapins, posting 66 tackles (47 solo), a tackle for loss, five passes defended and a fumble recovery ... Majored in Sociology at Maryland.

Personal: Was a first-team all-league selection and a second-team all-county choice as a fullback his senior season at Eastside High School in St. Paterson, New Jersey ... Nicknamed "Shake" ... Full name: Henry Warren Baker II ... Single ... Resides in Miami, Florida.

EXTRA POINTS

Baker was a teammate of Chiefs DE Eric Hicks at Maryland.

9

Jason **BAKER**

Punter • 6-1 • 201



Born: May 17, 1978
Fort Wayne, Indiana

Iowa
Free Agent (2003)
NFL: 3 (1st with Chiefs)
GP/GS: (29/0) **Playoffs:** (1/0)

Pro Career: Talented young punter joined Kansas City as a free agent on May 13th ... Will battle Leo Araguz for the punting chores during training camp ... Owns 29 games of NFL experience with Philadelphia and San Francisco, punting 124 times for 4,946 yards (39.9 gross, 33.7 net) ... Has 35 punts inside the 20-yard line with only eight touchbacks, as well as one kickoff ... Rushed one time for no yards and recorded two special teams tackles ... Also played in one

postseason game with San Francisco, producing five punts for 183 yards (36.6 gross, 29.6 net) with three inside the 20 ... Signed with Philadelphia on December 3rd and played in two games with the club before being released on December 18th ... Saw duty in 27 games with the 49ers in 2001-02 ... Began last season with San Francisco ... Was released by the 49ers on November 27th and subsequently joined the Eagles ... Was claimed off waivers by San Francisco from Philadelphia on August 29th of 2001 ... Went to training camp with the Eagles in 2001, but was waived on August 29th ... Originally entered the NFL as a rookie free agent with Philadelphia in 2001.

Philadelphia (2002): Played in two games, recording 13 punts for 445 yards (34.2 gross, 29.8 net) and placed two inside the 20-yard line with only one touchback ... Signed with the club on December 3rd ... Punted six times for 211 yards, landing two inside the 20 in his initial game with the Eagles at Seattle (12/8) ... Registered seven punts for 234 yards with a touchback vs. Washington (12/15) ... Was released on December 18th.

San Francisco (2001-02): Appeared in 27 games, punting 111 times for 4,501 yards (40.5 gross, 34.1 net), placing 33 inside the 20-yard line with seven touchbacks ... Added one rush for no yards and two special teams tackles ... Also played in one postseason contest, producing five punts for 183 yards (36.6 gross, 29.6 net) with three kicks inside the 20.

2002: Saw action in 11 games ... Amassed 42 punts for 1,688 yards (40.2 gross, 32.0 net) and placed 12 inside the 20-yard line with only three touchbacks ... Produced five punts for 195 yards vs. Denver (9/15) ... Recorded seven punts for 282 yards (40.3 gross) with three landing inside the 20 vs. Washington (9/22) ... Had four punts for 155 yards vs. Arizona (10/27) ... Booted seven punts for 299 yards (42.7 avg.) at San Diego (11/17) ... Punted six times for 240 yards (40.0 avg.) with two inside the 20 ... Was released on November 26th.

2001: Played in 16 games, punting a career-high 69 times for 2,813 yards (40.8 gross, 35.4 net) with 21 landing inside the 20-yard line and only four touchbacks ... Also had two special teams tackles and one rush for no yards ... Earned All-Rookie honors from *Pro Football Weekly* ... Punted five times for 154 yards, landing his first punt inside the 10-yard line in his NFL debut vs. Atlanta (9/9) ... Produced six punts for 229 yards vs. Carolina (10/7) ... Registered five punts for 197 yards and a career-best 49.3-yard average with a long of 54 yards at Atlanta (10/14) ... Punted three times for 129 yards and rushed one time for no yards at Chicago (10/28) ... Recorded a kickoff vs. Detroit (11/4) ... Punted six times for 260 yards (43.3 avg.) with a career-long 64-yard boot and two inside the 20 vs. New Orleans (11/11) ... Had seven punts for 334 yards at Carolina (11/18) ... Produced the punts inside the 20 at Indianapolis (11/25) and vs. Philadelphia (12/22) ... Had five punts for 183 yards (36.6 gross, 29.6 net), placing three inside the 20 in an NFC Wild Card Game vs. Green Bay (1/13/02).

College: Earned honorable mention All-Big Ten honors as a senior at Iowa when he punted 74 times for 3,145 yards (42.5 avg.), placing 24 times inside the 20-yard line ... His 272 punts and 11,304 punting yards in his career rank first in Iowa history and second in Big Ten annals, good for a 41.6-yard career average ... Recorded four of the longest 11 punts in Hawkeyes history, including a career-long 79-yard boot ... Also played baseball ... Earned a degree in Business Administration and Entrepreneurship at Iowa.

Personal: Named second-team all-conference as a senior at Wayne High School in Fort Wayne, Indiana ... Averaged 39.0 yards per punt in his career ... Led the team to the state title as a junior ... Also lettered in baseball ... Full name: Jason M. Baker ... Single ... Resides in Carmel, Indiana.

EXTRA POINTS

Baker was a member of the baseball team at Iowa and coached at his high school alma mater during the 2002 off-season.



BAKER'S NFL STATISTICS



Year	Team	G-S	No.	PUNTING			TB	In 20	LG	Blk.	Net Avg.
				Yds.	Avg.						
2001	San Francisco	16-0	69	2,813	40.8	4	21	64	0	35.4	
2002	San Francisco	11-0	42	1,688	40.2	3	12	51	0	32.0	
	Philadelphia	2-0	13	445	34.2	1	2	44	0	31.5	
Totals		29-0	124	4,946	39.9	8	35	64	0	33.7	

Additional Stats: Had two special teams tackles in 2001. Rushed one time for no yards at Chicago (10/28/01). Had one kickoff vs. Detroit (11/4/01).

Postseason: Had five punts for 183 yards (36.6 gross, 29.6 net) with three inside the 20-yard line at Green Bay (1/13/02) in an NFC Wild Card Game.

SINGLE GAME CAREER HIGHS

Punts: 7, four times, last vs. Washington (12/15/02)

Long Punt: 64 vs. New Orleans (11/11/01)

Gross Average: 49.3 at Atlanta (10/14/01)

Most Punts Inside the 20: 3, three times, last vs. Philadelphia (11/25/02)

59

Shawn **BARBER**

Linebacker • 6-2 • 245



Born: January 14, 1975
Richmond, Virginia

Richmond
Unrestricted Free Agent (2003)
NFL: 6 (1st with Chiefs)
GP/GS: (65/50) Playoffs: (4/4)

Pro Career: Unrestricted free agent linebacker who signed with the Chiefs on March 3rd of 2003 ... Came to Kansas City after previous pro stints with Philadelphia (2001) and Washington ('98-01) ... Expected to assume the starting spot at the right outside "WILL" linebacker position for the Chiefs, allowing fellow LB Mike Maslowski to move inside to the MLB post ... Possesses a solid combination of size and speed, making him adept at stuffing the run or dropping in coverage ... Joins the Chiefs after serving as a key member of a Philadelphia defense that ranked among the NFL's finest in 2002 ... Brings that experience and a play-making tenacity with him to Kansas City ... Is a self-described "ball-hawk" who owns a pair of 100-tackle seasons, including a 119-tackle effort which ranked second among all Eagles defenders a year ago ... Also tied a career high with two INTs in 2002 ... A physical performer who earned a reputation for dishing out bone-jarring hits during his tenure in the NFC East ... Owns solid coverage skills and frequently makes opponents pay for their errant throws, returning two of his five career interceptions for touchdowns ... Started all 16 games last season after joining Philadelphia as an unrestricted free agent from Washington on March 15th of 2002 ... Spent four seasons with the Redskins, but had his tenure with that club cut short when he suffered a torn ACL in his right knee vs. Kansas City (9/30/01) ... Missed the final 13 games of the 2001 campaign for Washington after serving as a starter for that club since '99 ... Enjoyed the most prolific tackling season of his career with the Redskins in '99 when he registered a career-high 148 stops (101 solo), as well as two interceptions ... Owns 65 games (50 starts) of NFL experience ... Has produced 400 tackles (275 solo), 4.0 sacks (-27.0 yards) in his first five pro seasons ... Also has registered five INTs for 151 yards with two TDs, as well as 21 passes defended, 13 QB pressures, five fumble recoveries and five forced fumbles ... In four playoff starts has recorded 24 tackles (18 solo), a sack (-0.0 yards) and one forced fumble ... Originally entered the NFL as a fourth-round draft choice (113th overall) of Washington in the '98 NFL Draft.

EXTRA POINTS

Barber attended Hermitage High School in Richmond, Virginia, the alma mater of fellow NFL performers, S Darren Sharper (Green Bay) and LB Jamie Sharper (Houston).

Philadelphia (2002): Started all 16 games at the right outside "WILL" linebacker position ... Produced 119 tackles (69 solo), a sack (-1.0 yard) and two interceptions for 81 yards, including a career-long 80-yard TD ... Also had a career-high three fumble recoveries, one forced fumble, seven passes defended and five QB pressures ... Recorded seven tackles, an INT off Steve McNair, one pass defended and a career-high two fumble recoveries at Tennessee (9/8) ... Produced 10 tackles at Jacksonville (10/6) ... Amassed 11 tackles vs. Tampa Bay (10/20) ... Totaled 11 tackles and a QB pressure at Chicago (11/3) ... Registered 11 tackles vs. St. Louis (12/1) and produced a rare triple play when he sacked and stripped Kurt Warner and then recovered the fumble ... Made 10 tackles at Seattle (12/8) ... Produced six tackles and returned a Chad Hutchinson interception for a career-long 80-yard TD at Dallas (12/21) ... Opened two playoff games, making eight tackles (five solo) ... Recorded three tackles in the NFC Divisional Playoff Game vs. Atlanta (1/11/03) ... Produced five tackles in the NFC Championship Game vs. Tampa Bay (1/19/03).

Washington (1998-01): Appeared in 49 games (34 starts) for the Redskins, amassing 281 tackles (206 solo), 3.0 sacks (-26.0 yards), eight QB pressures and three interceptions with one TD ... Also recorded two fumble recoveries, four forced fumbles and added 25 special teams tackles ... Started two playoff games in '99, amassing 16 tackles (13 solo), a sack (-0.0 yards) and a forced fumble.

2001: Started the first three games of the season before suffering a right knee injury ... Produced 17 tackles (14 solo) on the season ... Accounted for 12 tackles at Green Bay (9/23) ... Had three tackles before suffering a torn ACL in his right knee vs. Kansas City (9/30) ... Was placed on injured reserve list on October 2nd with that injury.

2000: Started 14 games ... Was inactive for two contests ... Registered 82 tackles (63 solo), a career-high 2.0 sacks (-19.0 yards), two fumble recoveries and two special teams tackles ... Totaled seven tackles and one pass defended vs. Dallas (9/18) ... Amassed 11 tackles, a sack of Kerry Collins

and a pass defended at the N.Y. Giants (9/24) ... Produced seven tackles vs. Tampa Bay (10/1) ... Recorded seven tackles, a sack of Trent Dilfer and a pass defended vs. Baltimore (10/15) ... Was inactive vs. Tennessee (10/30) and at Arizona (11/5) with a strained MCL ... Made seven tackles and had a fumble recovery vs. Philadelphia (9/26).

1999: Opened all 16 games for the first time in his career ... Totaled a career-high 148 tackles (101 solo), a sack (-7.0 yards), six QB pressures, five passes defended, three forced fumbles and eight special teams tackles ... Added two INTs for 70 yards with a TD ... Returned a Kerry Collins interception for a 70-yard TD at the N.Y. Giants (9/19) ... Recorded 14 tackles (10 solo) and a sack (-7.0 yards) of Jake Plummer at Arizona (10/17) ... Made 10 tackles vs. Chicago (10/31) ... Recorded a career-high 17 stops (10 solo) vs. Buffalo (11/7) ... Totaled 10 tackles vs. Philadelphia (11/28) ... Amassed 10 stops, three QB pressures and a forced fumble at San Francisco (12/26) ... Registered 14 tackles and two passes defended vs. Miami (1/2/00) ... Started two playoff games, racking up 16 tackles (13 solo) and one forced fumble ... Recorded a postseason career-high eight tackles in the NFC Wild Card Game vs. Detroit (1/8/00) ... Tied a career high with eight tackles in the NFC Divisional Playoff Game at Tampa Bay (1/15/00), produced a sack of Shaun King, intercepted a King pass and forced a fumble.

1998: Saw duty in 16 games (one start), amassing 34 tackles (28 solo), two QB pressures, one interception, two passes defended and a forced fumble ... Added a team-high 15 special teams tackles ... Recorded six tackles and a QB pressure in his first NFL start at Seattle (9/20) ... Totaled eight solo stops, one QB pressure, his first NFL interception off Jeff George and a forced fumble at Oakland (11/29) ... Registered six solo tackles and two passes defended vs. San Diego (12/6).

College: Began his college career at safety before moving to linebacker as a sophomore at the University of Richmond ... Appeared in 44 games (33 starts) for the Spiders, recording 305 tackles, 20.0 sacks, 30.0 tackles for loss and five INTs ... Collected 94 tackles, 6.0 sacks, 13.0 tackles for loss, three interceptions, one forced fumble and two blocked kicks as a senior to earn Atlantic 10 Conference Defensive Player of the Year honors ... Graduated with a degree in Marketing from Richmond.

Personal: An all-district and all-region performer as a safety at Hermitage High School in Richmond, Virginia ... Despite not playing football until he was a junior, returned three interceptions for touchdowns and averaged over 20.0 yards per catch as a senior ... Also earned all-district honors in basketball and lettered once in track ... Nominated for the '99 NFL Man of the Year and the 2001 Walter Payton Man of the Year Award ... Raised money for the victims of the September 11th tragedies by guest bartending in Washington-area restaurants ... Joins his former prep teammates in the NFL - S Darren Sharper (Green Bay) and LB Jamie Sharper (Houston) - to host a football camp at Hermitage High School ... Full name: Shawn William Barber ... Single with a son, Nicholas (1) ... Resides in Overland Park, Kansas.



BARBER'S NFL STATISTICS



VETERANS

Year	Team	TACKLES			SACKS No./Yds.	FUMBLES For.	INTS Rec. No./Yds.	PASSES Defended	QB Pressures		
		G-S	Solos	Asst. Total							
1998	Washington	16-1	28	6	34	0.0/0.0	1	0	1/0	2	2
1999	Washington	16-16	101	47	148	1.0/7.0	3	0	2/70	5	6
2000	Washington	14-14	63	19	82	2.0/19.0	0	2	0/0	7	0
2001	Washington	3-3	14	3	17	0.0/0.0	0	0	0/0	0	0
2002	Philadelphia	16-16	69	50	119	1.0/1.0	1	3	2/81	7	5
Totals		65-50	275	125	400	4.0/27.0	5	5	5/151	21	13

Additional Stats: Has two career touchdowns. Had a 70-yard INT return for a TD at the N.Y. Giants (9/19/99) and an 80-yard INT return for a TD at Dallas (12/21/02). Has 29 career special teams tackles - 15 in '98, eight in '99, two in 2000 and four in 2002.

REGULAR SEASON SINGLE GAME CAREER HIGHS

Tackles: 15 vs. Buffalo (11/7/99)

Sacks: 1.0, four times, last vs. St. Louis (12/1/02)

Interceptions: 1, five times, last Dallas (12/21/02)

INT Return Yards: 80 at Dallas (12/21/02)

Long INT Return: 80 at Dallas (12/21/02)

INT Return TDs: 1 at N.Y. Giants (9/19/99)

at Dallas (12/21/02)

Fumble Recoveries: 2 at Tennessee (9/8/02)

Forced Fumbles: 2 at St. Louis (12/17/95)

Passes Defended: 2, several times, last

at Seattle (1/6/02)

QB Pressures: 4 at Philadelphia (10/11/98)

POSTSEASON

Year	Team	TACKLES			SACKS	FUMBLES	INTS	PASSES	QB		
		G-S	Solos	Asst. Total	No./Yds.	For.	Rec. No./Yds.	Defensed	Pressures		
1999	Washington	2-2	13	3	16	1.0/0.0	1	0	0/0	0	0
2002	Philadelphia	2-2	5	3	8	0.0/0.0	0	0	0/0	0	0
Totals		4-4	18	6	24	1.0/0.0	1	0	0/0	0	0

POSTSEASON

SINGLE GAME CAREER HIGHS

Tackles: 8 vs. Detroit (1/8/00)
at Tampa Bay (1/15/00)

Sacks: 1.0 Tampa Bay (1/15/00)
Forced Fumbles: 1 Tampa Bay (1/15/00)

24

William
BARTEE
Cornerback • 6-1 • 200



Born: June 25, 1977
Daytona Beach, Florida

Oklahoma
Draft (No. 2 - 2000)
NFL: 4 (4th with Chiefs)
GP/GS: (46/21) Playoffs: (0/0)

EXTRA POINTS

Barteel began his collegiate career as a safety at Butler County Community College in El Dorado, Kansas.

Pro Career: Fourth-year performer entering his second season as Kansas City's starter at right cornerback in 2003 ... Gifted natural athlete opened 13 games at that post a year ago ... Is still learning the finer points of the position at the pro level, but should only continue to improve with more on-field experience ... Came to the Chiefs after working at corner for a portion of a season at the collegiate level after beginning his career as a safety ... Following in the footsteps of a fellow Big 12 alum, CB Eric Warfield from Nebraska, who also predominately played safety during his college career before making the successful transition to a starting NFL corner ... Began his tenure at the University of Oklahoma at free safety before switching to cornerback midway through his senior campaign ... That experience at safety has likely also contributed to his fearless demeanor in run support ... Possesses all the physical attributes necessary to play the corner position at the pro level ... His size, speed and strong upper body allow him to match up well with the league's bigger receivers ... Can also be called upon to rush the passer in blitz situations, owning a pair of sacks in his NFL career ... Broke into the starting lineup a year ago, recording a career-high 80 tackles (71 solo) and seven passes defensed ... Had opened eight games in his first two pro seasons, primarily as an extra corner in nickel situations ... Has also been a key contributor on special teams the past three campaigns ... Owns 46 games of NFL experience with 21 starts ... Has recorded 148 tackles (120 solo) to go along with 33 special teams tackles ... Also has 19 passes defensed and 2.0 sacks (-17.0 yards) ... Originally entered the league as a second-round draft choice (54th overall) of the Chiefs in 2000.

2002: Played in 14 games (13 starts) at right CB ... Was inactive for two games with a right ankle sprain ... Ranked third among the DBs with a career-high 80 tackles (71 solo), including one for a loss ... Finished fourth on the club with seven passes defensed ... Added 10 special teams tackles and a forced fumble ... Produced six tackles (five solo) and a pass defensed at Cleveland (9/8) ... Made six solo tackles vs. Jacksonville (9/15) ... Recorded a career-high 12 tackles (10 solo) and a pass defensed, in addition to two special teams stops at New England (9/22) ... Registered eight tackles and a pass defensed vs. Miami (9/29) ... Had a pair of special teams stops at San Diego (10/13) ... Amassed five tackles and a career-high three special teams tackles vs. Denver (10/20). Also forced a WR Kevin Kasper fumble on a kickoff return ... Collected nine tackles vs. Oakland (10/27) ... Recorded seven tackles at San Francisco (11/10) ... Produced three tackles vs. Buffalo (11/17) before leaving the game in the second quarter with a right ankle sprain ... Was inactive at Seattle (11/24) and vs. Arizona (12/1) with that injury ... Returned to action in a reserve role vs. St. Louis (12/8), recording eight solo tackles ... Totaled five tackles apiece vs. San Diego (12/22) and at Oakland (12/28).

2001: Played in 16 games (five starts) at corner and on special teams ... Opened four games at left CB in place of an injured Ray Crockett and also started one contest when the club opened in its nickel package ... Produced 38 tackles (27 solo) and a career-high eight passes defended ... Also added a tackle for loss, a sack (-9.0 yards) and 11 special teams stops ... Registered three tackles at Denver (10/7) ... Left the game with a neck strain on the first defensive series vs. Pittsburgh (10/14), but did return ... Started his first game of the season at left CB at Arizona (10/12) in place of Crockett, amassing five tackles and a pass defended ... Started at left CB vs. Indianapolis (10/25), registering a season-high seven tackles ... Started at left CB at San Diego (11/4), recording three tackles and a pass defended ... Made two special team stops at the N.Y. Jets (11/11) ... Opened at left CB vs. Seattle (11/25), amassing three tackles and a special teams stop ... Started when the club opened in the nickel at Oakland (12/9) ... Registered a sack of Mark Brunell, five defensive tackles and two special teams stops at Jacksonville (12/30).

2000: Saw action in 16 games on special teams and worked at CB in 12 contests (three starts) ... Tallied 30 tackles (22 solo), a sack (-8.0 yards), four passes defended and 12 special teams stops ... Saw first NFL action vs. Indianapolis (9/3), taking snaps on defense and special teams ... Played as a reserve on defense at Tennessee (9/10) ... Posted a pair of special teams tackles at Denver (9/24) ... Saw action as the nickel CB vs. Oakland (10/15), recording three tackles and getting his first NFL sack against Rich Gannon ... Made his first career start when the club opened in the dime package vs. St. Louis (10/22) ... Started at nickel CB at Seattle (10/29), making a season-high six tackles ... Saw action as the nickel CB at Oakland (11/5) ... Compiled three tackles at San Francisco (11/12) ... Registered four tackles and one pass defended vs. Buffalo (11/19) ... Had one tackle and two special team tackles at San Diego (11/26) ... Contributed four tackles at New England (12/4) ... Started as the nickel CB vs. Carolina (12/10) ... Saw action as the nickel CB vs. Denver (12/17) ... Registered three tackles and a stop on punt coverage at Atlanta (12/24).

College: Played in 17 games (11 starts), working as both a free safety and corner in two seasons at Oklahoma ... Totaled 60 tackles (41 solo), getting two INTs to go with two fumble recoveries and a pair of forced fumbles ... Also registered 7.0 tackles for loss, 12 passes defended and an eight-yard sack ... Started all 11 games as a senior and was a second-team All-Big 12 selection ... Finished the year with 51 tackles (34 solo), an INT and 12 passes defended ... Added a fumble recovery, a forced fumble, 6.0 tackles for loss and a blocked FG ... Appeared in six games as a junior ... Battled nagging injuries to record nine tackles (seven solo), one INT, an eight-yard sack and a pair of tackles for loss ... Registered one fumble recovery and a forced fumble, as well ... Played JUCO ball at Butler County Community College in El Dorado, Kansas ... Recorded four INTs with a TD as a sophomore in '97 when he was named team Defensive Player of the Week five times ... Helped lead Butler County to a 7-4 record and a bowl berth as a freshman in '96 ... Majored in Sociology and Criminology at Oklahoma.

Personal: Lettered in football at Atlantic High School in Daytona Beach, Florida ... Competed as a running back, earning team MVP honors after rushing for over 1,000 yards as a senior ... Full name: William Anthony Bartee (pronounced bar-TEE) ... Single with a son, William, Jr. (5) ... Resides in Leawood, Kansas.

BARTEE'S NFL STATISTICS													
Year	Team	G-S	INTERCEPTIONS				TACKLES			FUMBLES		PASSES	SACKS
			No.	Yds.	LG	TD	Solos	Asst.	Total	Rec.	For.	Defended	No./Yds.
2000	Kansas City	16-3	0	0	--	0	22	8	30	0	0	4	1.0/8.0
2001	Kansas City	16-5	0	0	--	0	27	11	38	0	0	8	1.0/9.0
2002	Kansas City	14-13	0	0	--	0	71	9	80	0	0	7	0.0/0.0
Totals		46-21	0	0	--	0	120	28	148	0	0	19	2.0/17.0


Additional Stats: Has 33 special teams tackles – 12 in 2000, 11 in 2001 and 10 in 2002. Had a forced fumble on special teams vs. Denver (10/20/02).

SINGLE GAME CAREER HIGHS

Tackles: 12 at New England (9/22/02)	Passes Defended: 2 vs. San Diego (12/23/01)
Sacks: 1.0 vs. Oakland (10/15/00)	at Jacksonville (12/30/01)
at Jacksonville (12/30/01)	Sp. Teams Tackles: 3 vs. Denver (10/20/02)


HALL OF FAME FACT

Head coach Hank Stram guided the Chiefs to a 6-1 record on Monday Night Football from '70-74.



HALL OF FAME FACT

From '68-71, the Chiefs suffered back-to-back losses in the same season ('70) just one time under head coach Hank Stram.



96

Monty BEISEL

Linebacker • 6-3 • 254



Born: August 20, 1978
Douglass, Kansas

Kansas State
Draft (No. 4a - 2001)
NFL: 3 (3rd with Chiefs)
GP/GS: (32/0) Playoffs: (0/0)

Pro Career: Kansas native entering his third NFL season with the Chiefs in 2003 ... Began his pro career as a defensive end before switching to middle linebacker a year ago ... Is expected to serve as the club's top backup behind starter Mike Maslowski at MLB this season ... Versatile performer saw duty primarily in the club's pass-rush packages as an OLB last year, but may have finally found his niche working at middle linebacker ... Combines athleticism and mobility with a strong build, giving him the ability to play the run, drop in coverage or rush the passer ... Former prep running back can cover ground from sideline to sideline and is also a key member of the club's return squads ... Has also served as one of the club's top special teams coverage men the past two seasons, racking up 31 special teams tackles over that span ... Continues to improve and should only get better with more game experience ... Has seen action in 32 games on special teams and has taken snaps on defense in 16 games since joining the club ... Owns 14 tackles (seven solo), 2.0 tackles for loss and two QB pressures ...

In addition to his 31 special teams stops, has also racked up six kickoff returns for 56 yards, in addition to blocking a punt to set up a TD and forcing a fumble on special teams ... Joined the Chiefs as the first of the club's two picks in the fourth round (107th overall) of the 2001 NFL Draft.

EXTRA POINTS

Beisel's father Doug, was his head coach his senior year at Douglass High School in Douglass, Kansas.

2002: Played in 16 games on special teams and three games on defense ... Had one tackle on defense and tied for second on the club with 15 special teams stops ... Also returned three kickoffs for 21 yards with one for a fair catch and registered a blocked punt ... Recorded two special teams tackles at Cleveland (9/8) ... Had a seven-yard kickoff return and a special teams tackle at New England (9/22) ... Recorded a five-yard kickoff return at the N.Y. Jets (10/6) ... Blocked a Tom Rouden punt that was recovered by LB Glenn Cadrez at the five-yard line to set up a TD vs. Denver (10/20) ... Tied career highs with three special teams tackles apiece vs. Oakland (10/27) and at San Francisco (11/10) ... Worked as a reserve LB and on special teams at Seattle (11/24), returning a kickoff for nine yards ... Saw duty at LB and on special teams vs. Arizona (12/1), making one tackle and one special teams stop ... Saw action at LB and made two special teams tackles vs. St. Louis (12/8).

2001: Played in 16 games on special teams and took snaps in 13 games at defensive end ... Produced 13 tackles (seven solo) on defense with two tackles for loss and two QB pressures ... Was second on the team with 16 special teams stops, the most by a Chiefs rookie since LB Greg Favors had 16 in '98 ... Had three kickoff returns for 35 yards and forced a fumble on special teams ... Played in his first career NFL game vs. Oakland (9/9), seeing reserve duty at DE and recording a tackle ... Registered a career-high three special teams tackles at Washington (9/30) ... Recorded his first career NFL QB pressure at San Diego (11/4) ... Tallied a career-high seven tackles and a QB pressure at the N.Y. Jets (11/11) and also returned the opening kickoff 13 yards ... Made two special teams tackles vs. Philadelphia (11/29) ... Forced a RB Terry Kirby fumble on a kickoff return at Oakland (12/9), in addition to two special teams tackles and an eight-yard kickoff return ... Recorded two special teams tackles vs. Denver (12/16) ... Amassed a special teams stop and saw reserve action at DE at Jacksonville (12/30) ... Had four tackles, a 14-yard kickoff return and a special teams stop at Seattle (1/6/02).

College: Played in 44 games (26 starts) at Kansas State ... Finished his career with 192 tackles (110 solo), 22.0 sacks (-182.0 yards), 45.0 stops for loss and 18 passes defended ... Was a two-time first-team Academic All-Big 12 selection ... Started all 13 games at weakside defensive end as a senior in 2000, leading the team with a career-high 102 tackles (46 solo) ... Led the Wildcats with 20 QB pressures and seven pass deflections ... Finished second on the squad with 10.5 sacks (-98.0 yards) and 19.0 stops for loss, while forcing three fumbles ... A consensus first-team All-Big 12 selection ... Started all 11 games at weakside end as a junior, finishing the season with 47 tackles (34 solos), 6.5 sacks (-43.0 yards), 12.0 stops behind the line, nine QB pressures and nine passes defended ... Forced and recovered a pair of fumbles ... An All-Big 12 Conference honorable mention and a second-team Academic All-Big 12 pick ... Played in 11 games with two starts in '98 ... Recorded 35 tackles (26 solo) with 4.0 sacks (-36.0 yards), 10.0 tackles behind the line, an INT, a fumble recovery, a forced fumble

VETERANS

and a pass defended ... Appeared in nine games as a reserve defensive end in '97, recording eight tackles with a sack (-5.0 yards) and 4.0 stops for losses ... Majored in Social Sciences/Mass Communications at Kansas State.

Personal: An all-state prep performer who played for his father Doug at Douglass High School in Douglass, Kansas as a senior ... Carried the ball 513 times for 3,693 yards and finished with 383 points and 5,378 all-purpose yards for his career ... Had 58 career touchdowns ... Caught 76 passes for 1,006 yards ... Finished his career at Victoria HS and Douglass HS with 343 tackles, including 55.0 behind the line of scrimmage ... A '96 *Parade* All-America selection, the only Kansas player so honored ... An honorable mention All-USA by *USA Today* ... A first-team all-state pick by the *Topeka Capital-Journal* ... Was also an AP first-team all-state pick as a running back ... A track standout who was a two-time winner of the state Class 3A discus and shot titles, as well as a two-time runner-up in the javelin and a finalist in the 100 meters as a senior ... Lettered all four years in football, basketball and track ... Named the '97 High School Athlete of the Year by *Bigger, Faster, Stronger Journal* ... His father, Doug, played football at Tabor College, while his mother, Sandy, played volleyball for one year at Kansas State ... Full name: Monty Gene Beisel (pronounced Bl-zol) ... Married, wife Amanda ... The couple resides in Overland Park, Kansas.



BEISEL'S NFL STATISTICS



Year	Team	G-S	TACKLES			SACKS No./Yds.	FUMBLES For.	INTS Rec. No./Yds.	PASSES DEFENSED	SP. TEAM Tackles	
			Solos	Asst.	Total						
2001	Kansas City	16-0	7	6	13	0.0/0.0	0	0	0/0	0	16
2002	Kansas City	16-0	0	1	1	0.0/0.0	0	0	0/0	0	15
Totals		32-0	7	7	14	0.0/0.0	0	0	0/0	0	31

Additional Stats: Had two QB pressures in 2001. Has six kickoff returns for 56 yards – one for 13 yards at the N.Y. Jets (11/11/01), one for eight yards at Oakland (12/9/01), one for 14 yards at Seattle (1/6/02), one for seven yards at New England (9/22/02), one for five yards at the N.Y. Jets (10/6/02) and one for nine yards at Seattle (11/24/02). Fair caught a kickoff vs. San Diego (12/22/02). Blocked a Tom Rouen punt vs. Denver (10/20/02).

SINGLE GAME CAREER HIGHS

Tackles: 7 (three solo) at N.Y. Jets (11/11/01)
QB Pressures: 1 at San Diego (11/4/01)
 at N.Y. Jets (11/11/01)

Sp. Teams Tackles: 3 at Washington (9/30/01)
 vs. Oakland (10/27/02)
 at San Francisco (11/10/02)

64

T.J.
BINGHAM

Defensive End • 6-3 • 259

Ouachita Baptist
Free Agent (2003)
NFL: 1 (1st with Chiefs)
GP/GS: (0/0) Playoffs: (0/0)



VETERANS

Born: May 28, 1977
Houston, Texas

Pro Career: Defensive end prospect attempting to crack the Chiefs roster in his second trip to training camp with the club ... Finished the 2002 campaign on Kansas City's practice squad after a stint on Cleveland's practice unit ... Gained valuable game experience with the Scottish Claymores of NFL Europe this spring ... Went to camp with Kansas City a year ago, but was released on September 1st ... Joined Cleveland's developmental squad on October 23, but was released on December 3rd ... Rejoined the Chiefs on December 4th of 2002 and spent the final four weeks of the season on the practice squad ... Originally entered the NFL as a rookie free agent with Kansas City in 2001.

NFL Europe (2003): Saw action in 10 games (seven starts) for the Scottish Claymores ... Led the team and ranked third in the league with 7.0 sacks ... Also added 26 tackles (23 solo), three passes defended and two forced fumbles.

College: Played in 37 career games (33 starts) at NCAA Division II Ouachita Baptist University in Arkadelphia, Arkansas, producing 246 tackles (149 solo) and 32.0 sacks

EXTRA POINTS

Bingham majored in Biblical Studies at Ouachita Baptist, an NCAA Division II institution in Arkadelphia, Arkansas.

(-235.0 yards), in addition to 67.0 tackles for loss ... Opened 10 games and was an All-Gulf South pick after leading the league with 12.0 sacks (-94.0 yards) as a senior ... Registered 77 tackles (45 solo), 26.0 tackles for loss, a fumble recovery, three forced fumbles, two passes defended and three QB pressures ... Was a first-team All-Gulf South pick as a junior, recording 68 tackles (43 solo), 8.0 sacks (-50.0 yards), 17.0 tackles for loss ... Also posted two fumble recoveries, a forced fumble, two passes defended and five QB pressures ... Was an All-Lone Star selection after starting 10 games and registering 72 tackles (43 solo) during his sophomore campaign ... Added 8.0 sacks (-63.0 yards), 19.0 tackles for loss (-84.0 yards), a fumble recovery, a forced fumble, a pass defended and three QB pressures ... Played in seven games (three starts) at Ouachita Baptist as a freshman ... Did not attend school in '96 and was enrolled at Texas Southern in '95, but did not play ... Majored in Biblical Studies at Ouachita Baptist.

Personal: Lettered in football, baseball and basketball at Kashmere High School in Houston, Texas ... Was part of the 2002 Chiefs Rookie Club, a group which made monthly visits to charitable organizations as an introduction to community service ... Full name: Tramaine Joseph Bingham ... Married, wife Rachael ... The Bingham's reside in Houston, Texas.



Dwayne BLAKLEY

Tight End • 6-4 • 257



Missouri
Free Agent (2003)
NFL: 1 (1st with Chiefs)
GP/GS: (0/0) Playoffs: (0/0)

Born: August 10, 1979
St. Joseph, Missouri

Pro Career: Local tight end prospect from St. Joseph, Missouri making his second trip to camp with the Chiefs in 2003 ... Took advantage of his extended playing time last preseason to make a lasting impression on the coaching staff ... Spent the majority of the 2002 campaign on Kansas City's practice squad ... Played for the Rhein Fire of NFL Europe this spring ... Went to training camp with the Chiefs in 2002, but was released on September 1st ... Added to the club's practice squad on September 19th where he spent the final 15 weeks of the season ... Originally entered the NFL as a rookie free agent with Kansas City in 2002.

NFL Europe (2003): Started all 10 regular season games for the Rhein Fire, who advanced to the World Bowl vs. Frankfurt ... Caught 13 passes for 116 yards (18.9 avg.).

College: Saw duty in 43 games (33 starts) at Missouri, registering 79 catches for 868 yards (11.0 avg.) with 12 TDs ... Captained the Tigers offense as a senior, starting all 11 games ... Established career highs with 34 catches for 362 yards (10.6 avg.), adding four TDs ... Opened the first 10 games of the year in 2000, finishing third on the team with 18 receptions for 211 yards (11.7 avg.) with one score ... Played in 11 games with 10 starts as a sophomore, earning honorable mention All-Big 12 honors ... Caught 22 passes for 235 yards (10.7 avg.), tying for the team lead with a career-best six TD catches ... Saw duty in 11 games with a pair of starts as a freshman ... Credited with five receptions for 60 yards (12.0 avg.) with one TD ... Majored in Consumer and Family Economics at Missouri.

Personal: Was a first-team all-state selection at Central High School in St. Joseph, Missouri, where he caught 21 passes for 350 yards with seven TDs and was a second-team all-state pick in basketball as a senior ... Was part of the 2002 Chiefs Rookie Club, a group which made monthly visits to charitable organizations as an introduction to community service ... Full name: Dwayne David Blakley ... Single ... Resides in St. Joseph, Missouri.

EXTRA POINTS

Blakely is a native of St. Joseph, Missouri which is located approximately 60 miles northwest of Kansas City.

VETERANS

CHIEFS VS. THE AFC WEST 1990-02		
Team	Record	Pct.
vs. Oakland	18-8	.692
vs. San Diego	18-8	.692
vs. Denver	13-13	.500

CHIEFS VS. THE AFC WEST 1995-02		
Team	Record	Pct.
vs. San Diego	10-6	.625
vs. Denver	9-7	.563
vs. Oakland	9-7	.563

23

Derrick BLAYLOCK

Running Back • 5-9 • 205



Born: August 23, 1979
Atlanta, Texas

Stephen F. Austin
Draft (No. 5b - 2001)
NFL: 3 (3rd with Chiefs)
GP/GS: (12/0) Playoffs: (0/0)

Pro Career: Lightning-quick running back enters his third season with Kansas City in 2003 ... Will be competing for a reserve role in the Chiefs backfield ... Appeared in 12 games in 2002, seeing action on offense in eight contests ... Was on the 53-man roster for all 16 games in 2001, but was listed as inactive for every contest of his rookie campaign ... Is an explosive ball carrier with a knack for hitting holes in a hurry ... Possesses soft hands and natural pass-catching ability which makes him a multi-purpose threat in the Chiefs offensive attack ... Former college track athlete who could also make an impact in the return game and third down sets for Kansas City ... Has carried the ball 16 times for 72 yards (4.5 avg.) with five receptions for 47 yards (9.4 avg.) ... Owns three kickoff returns for 49 yards (16.3 avg.), as well as eight special teams stops ... Originally joined the Chiefs as the second of the club's two draft choices in the fifth round of the 2001 NFL Draft (150th overall).

2002: Appeared in 12 games on special teams and eight games on offense ... Carried the ball 16 times for 72 yards (4.5 avg.) and caught five passes for 47 yards (9.4 avg.) ... Returned three kickoffs for 49 yards (16.3 avg.) and produced eight special teams tackles ... Saw his initial NFL game action as a reserve RB at Cleveland (9/8) ... Made his first career special teams stop vs. Jacksonville (9/15) ... Was inactive at New England (9/22) and vs. Miami (9/29) with a knee injury suffered vs. Jacksonville (9/15) ... Was inactive at the N.Y. Jets (10/6) and at San Diego (10/13) ... Recorded his first NFL carry for four yards and returned his initial NFL kickoff for 19 yards vs. Denver (10/20) ... Had one special teams stop apiece at San Francisco (11/10), vs. Buffalo (11/17) and at Seattle (11/24) ... Recorded a career-high seven carries for a career-best 23 yards vs. Arizona (12/1) ... Registered three carries for nine yards and two special teams tackles vs. St. Louis (12/8) ... Made one special teams tackle and played on offense at Denver (12/15) ... Carried the ball two times for 19 yards vs. San Diego (12/22) ... Rushed three times for 17 yards and caught his first five NFL passes for a team-high 47 yards at Oakland (12/28). Also returned a career-high two kickoffs for 30 yards.

2001: Made Kansas City's 53-man roster ... Was inactive for all 16 regular season contests.

College: Appeared in 31 games (12 starts) during his career at Stephen F. Austin ... Rushed 340 times for 2,091 yards and 14 TDs ... Finished seventh on the school's career rushing list with 2,091 yards ... Also caught 27 passes for 294 yards ... Started 11 games as a senior carrying the ball 202 times for 1,382 yards and eight TDs ... Also caught 10 passes for 60 yards (6.0 avg) and returned a kickoff 22 yards ... His 1,382 rushing yards in 2000 ranked second on the school's single-season record chart behind Larry Centers' 1,440 yards in '89 ... His 1,464 all-purpose yards ranked fourth on the school's single-season chart ... Was a first-team All-Southland selection ... Limited to seven games due to injuries as a junior ... Finished with 109 yards on 39 carries (15.6 avg) and two scores ... Caught 14 passes for 210 yards (15.0 avg), as well ... Joined the school's track team as a junior, performing as a member of the 4x100 relay team ... Appeared in five games as a sophomore, gaining 247 yards on 34 carries (7.3 avg) and catching a pair of passes for 11 yards (5.5 avg) ... Saw action in eight games (one start) as a freshman, collecting 353 yards with four TDs on 68 carries (5.3 avg) ... Also had one reception for 13 yards ... Majored in Psychology at Stephen F. Austin.

Personal: A three-time All-District selection at Atlanta High School in Atlanta, Texas ... A standout track performer, finishing second in the state Class 3A finals in the 100-meter dash (10.7) ... Held the school record with a 10.44 clocking in the 100 meters ... Also lettered in basketball, earning second-team all-district honors ... Full name: Derrick DeShaun Blaylock ... Married, wife Kristen, with two sons Travin (4) and Taylen (2) ... The Blaylocks reside in Blue Springs, Missouri.

EXTRA POINTS

Blaylock joins WR Mikhael Ricks and S David Whitmore as the only players from Stephen F. Austin to ever make the Chiefs all-time roster.

VETERANS



BLAYLOCK'S NFL STATISTICS



Year	Team	G-S	RUSHING					RECEIVING				
			No.	Yds.	Avg.	LG	TD	No.	Yds.	Avg.	LG	TD
2001	Kansas City	0-0	0	0	0.0	0	0	0	0	0.0	--	0
2002	Kansas City	12-0	16	72	4.5	15	0	5	47	9.4	21	0
Totals		12-0	16	72	4.5	15	0	5	47	9.4	21	0

Year	Team	KICKOFF RETURNS					PUNT RETURNS					
		No.	Yds.	Avg.	LG	TD	No.	FC	Yds.	Avg.	LG	TD
2001	Kansas City	0	0	0.0	--	0	0	0	0	0.0	--	0
2002	Kansas City	3	49	16.3	19	0	0	0	0	0.0	--	0
Totals		3	49	16.3	19	0	0	0	0	0.0	--	0

Additional Stats: Had eight special teams tackles in 2002.

SINGLE GAME CAREER HIGHS

Rushing Attempts: 7 vs. Arizona (12/1/02)

Rushing Yards: 23 vs. Arizona (12/1/02)

Long Run: 15 at Oakland (12/28/02)

Receptions: 5 at Oakland (12/28/02)

Receiving Yards: 47 at Oakland (12/28/02)

Long Reception: 21 at Oakland (12/28/02)

Kickoff Returns: 2 at Oakland (12/28/02)

Kickoff Return Yards: 30 at Oakland (12/28/02)

85

Marc BOERIGTER

Wide Receiver • 6-3 • 220

Hastings

Free Agent (2002)

NFL: 2 (2nd with Chiefs)

GP/GS: (16/2) Playoffs: (0/0)



Born: May 4, 1978

Hastings, Nebraska

VETERANS

Pro Career: Former Canadian Football League receiver didn't take long to make an impact in the NFL after enjoying a superb debut campaign with the Chiefs last year ... Joined the club as a free agent on February 7th of 2002 ... Lanky wideout enters his second season with Kansas City in 2003 after leading the squad with eight TD catches a year ago ... That feat in itself was a remarkable accomplishment considering that he missed a good portion of training camp after undergoing an appendectomy on July 28th of last year ... Expected to make an even bigger contribution in 2003 after working as a third receiver for much of 2002 ... Is also a valuable special teams performer, working on the club's coverage units ... Came to the Chiefs vastly more polished than most first-year NFL performers after honing his skills for two seasons with the CFL's Calgary Stampeders where he registered 111 catches for 2,023 yards with 19 TDs during the 2000-01 campaigns, helping lead the squad to a Grey Cup title in 2001 ... Physical performer whose height and leaping ability make him especially dangerous in the Red Zone ... Is the tallest target in the club's WR corps and owns the speed to stretch the field vertically ... A true big-play threat, set a Chiefs record and tied an NFL mark when he hauled in a 99-yard TD reception from QB Trent Green vs. San Diego (12/22/02). Joined Green to form just the 10th tandem in NFL history to collaborate on a 99-yard scoring connection, making them the first duo to accomplish that feat since Green Bay QB Brett Favre did it with WR Robert Brooks vs. Chicago (9/11/95) ... Owns 16 games (two starts) of NFL experience, catching 20 passes for 420 yards (21.0 avg.) with eight TDs, including his 99-yard catch and run for a score ... Also has 12 special teams tackles ... Was a virtual touchdown machine in his first NFL season, registering eight TDs on only 20 receptions ... Became just the eighth player in Chiefs history to catch eight or more TDs in a single season and was the initial player to do it in his first season with the club ... Scored on 40.0 percent of

EXTRA POINTS

Boerigter hails from Hastings College, the same school that produced former University of Nebraska head football coach and current Nebraska Congressman, Tom Osborne.

his receptions (eight of 20), the best single-season TD-catch percentage in KC history ... That 40.0 TD-catch percentage tied for third in NFL annals with Bucky Pope (10 TDs on 25 catches with the L.A. Rams - '64) among players with at least 20 catches. Only Frank Liebel's 45.5 mark (10 TDs on 22 catches with the N.Y. Giants - '45) and Ken Kavanaugh's 40.6 percentage (13 TDs on 32 catches with the Chicago Bears - '47) ranked higher ... Typically scores his touchdowns in bunches, owning a trio of two-TD games during his brief NFL tenure ... Including the playoffs, had five two-TD contests during his time in Canada ... Has caught 27 touchdown passes in his three previous pro seasons (NFL and CFL), an impressive average of 9.0 per year ... Was initially overlooked by NFL scouts coming out of tiny Hastings College, an NAIA school in Hastings, Nebraska ... Drove to a CFL tryout in Dallas in 2000, where he was inked by Calgary ... Enjoyed a pair of productive CFL seasons, appearing in 36 regular season games ... Averaged over 50 catches and 1,000 yards per season in his two CFL campaigns, including a 1,092-yard effort as a rookie in 2000 ... Saw action in four postseason games for the club, including the 2001 Grey Cup ... Originally entered the CFL as a free agent on May 12th of 2000.

Kansas City (2002): Saw action in 16 games on special teams and in 15 games at WR with two starts ... Caught 20 passes for 420 yards (21.0 avg.) with a team-high eight TD receptions ... Was sixth on the team with 12 special teams stops ... Underwent an emergency appendectomy on July 28th which sidelined him for the first two preseason games ... Played in his first regular season NFL game as a receiver and on the kickoff coverage team at Cleveland (9/8), recording two special teams tackles ... His first NFL reception was a 51-yard strike from QB Trent Green vs. Jacksonville (9/15) ... Produced two special teams tackles at the N.Y. Jets (10/6) ... Caught four passes for 85 yards at San Diego (10/13), getting with his first two NFL TDs on passes of 44 and 19 yards from Green ... Produced an 18-yard TD catch at Seattle (11/24) ... Registered two catches for 30 yards and tied a career high with two TDs, scoring on passes of one yard and 29 yards vs. Arizona (12/1) ... Registered a six-yard TD reception and two special teams tackles vs. St. Louis (12/8) ... Started his first NFL game in place of an injured Johnnie Morton at Denver (12/15), but left the game in the fourth quarter with a right shoulder injury ... Caught five passes for a career-high 144 yards with TDs of eight and 99 yards vs. San Diego (12/22). That 99-yard TD catch tied as the longest pass play in NFL history and is the longest in Chiefs history.

Canadian Football League (2000-01): Played in 36 games for Calgary, recording 111 receptions for 2,023 yards (18.2 avg.) with 19 TDs ... Also had three rushes for 25 yards (8.3 avg.) and blocked two kicks, one of which he returned for a score ... Also returned a kickoff for 41 yards ... In four postseason games with the Stampeders, posted 10 catches for 261 yards (26.1 avg.) and three TDs.

2001: Saw duty in 18 games ... Caught 48 passes for 931 yards (19.4 avg.) with a team-high 11 TDs ... Added three rushes for 25 yards (8.3 avg.) ... Had three catches for 142 yards with two TDs vs. Toronto (8/3) ... Returned a kickoff 41 yards off of a reverse at Edmonton (9/7) ... Caught a pair of TDs at Hamilton (9/22) ... Totaled four receptions for 50 yards and two TDs at Toronto (9/28) ... Recorded five catches for 139 yards at Saskatchewan (10/14), including his 100th career CFL reception ... Earned CFL Offensive Player of the Week honors vs. Montreal (10/20) for his five-reception, 147-yard, one-TD performance ... Caught nine passes for 251 yards (27.9 avg.) with three TDs in three playoff games ... Produced three catches with two TDs vs. British Columbia (11/11) in the West Semi-Final game ... Had two receptions for 54 yards at Edmonton (11/18) in the West Final game ... Hauled in four catches for 114 yards with a TD in a 27-19 victory vs. Winnipeg (11/25) in the Grey Cup.

2000: Played in 18 games and one postseason contest game with Calgary ... Caught 63 passes for 1,092 yards (17.3 avg.) with eight TDs ... Blocked two kicks and recovered one for a touchdown ... Was named the team's Most Outstanding Rookie ... A starter in his first appearance in the CFL vs. Edmonton (7/5), catching two passes for 28 yards, including his first career CFL touchdown ... Led the team with six receptions for 158 yards and a TD at Saskatchewan (7/28) ... Returned a blocked punt for a TD at Montreal (8/25) ... Caught six passes for 80 yards with a career-high two TDs at Saskatchewan (9/22) ... Had four receptions for 52 yards at Toronto (9/28) with a TD ... Blocked a FG as time expired to preserve a victory vs. Montreal (10/29) ... Had three catches for 123 yards with a TD at Hamilton (11/5) to become the team's first rookie receiver to eclipse the 1,000-yard receiving mark since Terry Vaughn in '95 ... Caught one pass for 10 yards vs. British Columbia (11/19) in the West Final game.

College: Saw duty in 35 games at Hastings College, an NAIA school in Hastings, Nebraska ... Caught 93 passes for 1,902 yards, setting school records with a 20.5-yard average and 30 TDs ... A two-time All-Nebraska Iowa Athletic Conference selection ... The Broncos posted a 21-2 record (.913) over his last two seasons, the best winning percentage in the NAIA over that span ... Caught 46 passes as a senior, setting school single-season records with 853 yards (18.5 avg.) and 18 TDs ... Had at least one TD in his last 14 games ... In eight games as a junior, recorded 31 catches for 660 yards (21.3 avg.) with eight scores ... Appeared in nine games as a sophomore, catching 15 passes for 379 yards (25.3 avg.) with four TDs ... Saw duty in six games as a freshman, recording one catch for 11 yards ... Earned a degree in Human Resources from Hastings College.

Personal: A prep standout at Hastings High School in Hastings, Nebraska ... Full name: Marc Robert Boerigter (pronounced BO-ric-ter) ... Married, wife Petra ... The Boerigters reside in Leawood, Kansas.



BOERIGTER'S NFL STATISTICS



RECEIVING

Year	Team	G-S	No.	Yds.	Avg.	LG	TD
2002	Kansas City	16-2	20	420	21.0	99	8
Totals		16-2	20	420	21.0	99	8

Additional Stats: Had 12 special teams tackles in 2002.

SINGLE GAME CAREER HIGHS

Receptions: 5 vs. San Diego (12/22/02)

Long Reception: 99 (TD) vs. San Diego

Receiving Yards: 144 vs. San Diego (12/22/02)

(12/22/02)

Touchdowns: 2 at San Diego (10/13/02)

Sp. Teams Tackles: 2 at Cleveland (9/8/02)

vs. Arizona (12/1/02)

at N.Y. Jets (10/6/02)

vs. San Diego (12/22/02)

vs. St. Louis (12/8/02)



BOERIGTER'S CFL STATISTICS



RECEIVING

RUSHING

Year	Team	G	No.	Yds.	Avg.	LG	TD	No.	Yds.	Avg.	LG	TD
2000	Calgary	18	63	1,092	17.3	63	8	0	0	0.0	--	0
2001	Calgary	18	48	931	19.4	72	11	3	25	8.3	17	0
Totals		36	111	2,023	18.2	72	19	3	25	8.3	17	0

Additional Stats: Blocked a punt for a touchdown at Montreal (8/25/00). Blocked a field goal vs. Montreal (10/29/00). Returned a kickoff 41 yards at Edmonton (9/7/00).

POSTSEASON

RECEIVING

RUSHING

Year	Team	G	No.	Yds.	Avg.	LG	TD	No.	Yds.	Avg.	LG	TD
2000	Calgary	1	1	10	10.0	10	0	0	0	0.0	--	0
2001	Calgary	3	9	251	27.9	69	3	0	0	0.0	--	0
Totals		4	10	261	26.1	69	3	0	0	0.0	--	0



CHIEFS RECORD BOOK LONGEST PASS RECEPTIONS (ALL TOUCHDOWNS)



- 99 Marc Boerigter vs. San Diego (from Trent Green) Dec. 22, 2002
- 92 Tommy Brooker vs. Denver (from Len Dawson) Nov. 18, 1962
Gloster Richardson vs. Oakland (from Len Dawson) Nov. 3, 1968
- 90 Frank Pitts vs. Boston (from Len Dawson) Nov. 17, 1968
J.J. Birden vs. San Diego (from Steve DeBerg) Nov. 18, 1990



NFL RECORD BOOK HIGHEST PERCENTAGE OF RECEPTIONS FOR TOUCHDOWNS SEASON



	Player	Team	Year	Rec.	TDs	Pct.
1.	Frank Liebel	N.Y. Giants	1945	22	10	45.5
2.	Ken Kavanaugh	Chicago Bears	1947	32	13	40.6
3.	Bucky Pope	L.A. Rams	1964	25	10	40.0
	Marc Boerigter	Kansas City	2002	20	8	40.0
5.	Daryl Turner	Seattle	1985	34	13	38.2

Minimum 20 receptions

93

John BROWNING

Defensive Tackle • 6-4 • 297

West Virginia


Draft: (No. 3 - 1996)

Born: September 30, 1973

Miami, Florida

NFL: 8 (8th with Chiefs)

GP/GS: (73/61) Playoffs: (1/0)



Pro Career: Mild-mannered Floridian entering his eighth campaign in a Kansas City uniform ... Versatile and valuable defensive stalwart has started at every position on the Chiefs defensive front during his NFL tenure, but is expected to continue serving as a starter at defensive tackle for the club in 2003 ... Is unquestionably one of the most unsung performers at his position in the league today ... Routinely handles double-teams at his defensive tackle post and is respected across the NFL for his brute strength and tenacious style of play ... Although he prefers to go about his business quietly, has spoken volumes toiling in the trenches diligently for Kansas City in recent seasons ... Frequently praised by teammates such as DE Eric Hicks for his ability to consume interior offensive linemen, allowing his fellow members of the defensive front to make plays ... Rebounded from a season-ending knee injury in 2001 to make plenty of plays a year ago, producing his best pro season to date ... Racked up a career-high 7.0 sacks and tied a career mark with 71 tackles in 2002 ... Also produced a pair of 2.0-sack games a year ago ... Started all 16 games last season, marking just the second time in his career he has accomplished that feat ... Is quick off the ball and frequently causes havoc in the backfield both as a pass rusher and a run stopper ... Joins fellow '96 draftee S Jerome Woods as the longest-tenured member of the Chiefs defensive unit ... When healthy, has displayed the ability to perform among the league's upper echelon at the defensive tackle position ... Prior to missing 10 games with a knee injury in 2001, was the only Chiefs starting defensive lineman to make it through the entire 2000 season unscathed, starting all 16 games for the first time in his career and registering a career-best 71 tackles in the process ... Started at every spot on the defensive line in 2000, opening six games at right DT, five games at left DE, four contests at right DE and opened one game at left DT ... Held together an injury-riddled defensive front that season and was a key reason Kansas City produced 51.0 sacks, the third-highest total in team history ... A training camp Achilles injury cost him the entire '99 campaign, while back and ankle ailments kept him out of eight games in '98 ... Originally broke into a regular role as a starter with the club at right defensive end in '97 ... Has seen duty in 73 regular season contests (61 starts), totaling 280 tackles (163 solo), 20.5 sacks (-117.0 yards), 97 QB pressures, three fumble recoveries, a forced fumble, an interception and two passes defended ... Also owns one career playoff appearance ... Tabbied by the Chiefs in the third round (68th overall) of the '96 NFL Draft.

EXTRA POINTS

Browning was the Chiefs recipient of the 2002 Ed Block Courage Award which annually honors one player from every NFL team who exemplifies sportsmanship and courage.

2002: Started all 16 games at defensive tackle ... It marked only the second time in his career that he had opened all 16 games ... Ranked second on the defensive line with 71 tackles (41 solo), including six for a loss with one fumble recovery ... Was second on the team with 7.0 sacks (-46.0 yards) and 10 QB pressures ... Recovered a QB Kelly Holcomb fumble at Cleveland (9/8) ... Produced five tackles and a QB pressure vs. Jacksonville (9/15) ... Recorded a sack of Tom Brady at New England (9/22) ... Registered a career-high 2.0 sacks (-21.0 yards) of Chad Pennington at the N.Y. Jets (10/6), the first multi-sack game of his career ... Recorded seven tackles and a sack of Drew Bledsoe vs. Buffalo (11/17) ... Amassed four tackles and one QB pressure at Seattle (11/24) ... Registered five tackles, including a sack of Jake Plummer vs. Arizona (12/1) ... Had four tackles, two QB pressures and tied a career high with 2.0 sacks (-15.0 yards) of Jamie Martin vs. St. Louis (12/8) ... Amassed five tackles with one behind the line and one QB pressure at Denver (12/15) ... Totaled a season-high nine tackles at Oakland (12/28).

2001: Started the first six games of the season at left defensive tackle before a right knee injury ended his season ... Finished the year with 28 tackles (15 solo), 1.5 sacks (-18.5 yards), three QB pressures and two tackles for loss ... Had six tackles and two QB pressures vs. Oakland (9/9) ... Registered a season-high eight tackles and a sack of Brian Griese at Denver (10/7) ... Registered four tackles, a QB pressure and a half of a sack of Kordell Stewart vs. Pittsburgh (10/14) ... Amassed three tackles at Arizona (10/21) before injuring his right knee in the third quarter ... Was subsequently placed on injured reserve on October 25th.

VETERANS

2000: Started all 16 games, opening games at all four positions on the defensive line (six at right DT, one at left DT, four at right DE and five at left DE) ... Recorded 6.0 sacks (-31.0 yards), 71 tackles (43 solo) and a career-high 33 QB pressures ... Also added one INT, one pass defensed and a fumble recovery ... Was one of five defensive starters to open all 16 games in 2000, marking the first time in his career he saw duty in every game ... Posted six tackles and one QB pressure at right DT vs. Indianapolis (9/3) ... Produced five tackles and two QB pressures at right DT at Tennessee (9/10) ... Started at right DE for the injured Duane Clemons vs. San Diego (9/17), producing a sack of Ryan Leaf, ... Started at right DE at Denver (9/24), setting a career high with 11 tackles (seven solo) ... Started at right DE vs. Seattle (10/2), registering five tackles and two QB pressures ... Started at right DE vs. Oakland (10/15), recording a sack of Rich Gannon and recovering a Gannon fumble ... Started at left DT for the injured Chester McGlockton vs. St. Louis (10/22), intercepting his first career pass off Kurt Warner and recording a sack of Trent Green ... Started at left DE for an injured Eric Hicks at Seattle (10/29), producing seven tackles, five QB pressures and one pass defensed ... Started at left DE at Oakland (11/5) ... Totaled five tackles, a sack of Jeff Garcia and one QB pressure at left DE at San Francisco (11/12) ... Had five QB pressures at left DE vs. Buffalo (11/19) ... Opened at left DE at San Diego (11/26) ... Started at right DT at New England (12/4) ... Contributed two solo tackles, a sack of Steve Beuerlein and a QB pressure at right DT vs. Carolina (12/10) ... Opened at right DT vs. Denver (12/17) ... Had seven tackles and a sack of Chris Chandler in a start at right DT at Atlanta (12/24).

1999: Missed the entire preseason and regular season schedule when he suffered a right Achilles injury at training camp in River Falls on August 9th ... Was subsequently placed on injured reserve on August 31st, where he spent the remainder of the year.

1998: Started eight games at left defensive end, contributing 37 tackles (19 solo) and six QB pressures ... Inactive with a right ankle injury vs. Oakland (9/6) and at Jacksonville (9/13) ... Started the next eight games at left defensive tackle, beginning with the season's third contest vs. San Diego (9/20) ... Had six tackles at Philadelphia (9/27) ... Had a season-high eight tackles vs. Seattle (10/4) and at New England (10/11) ... Tallied seven tackles and a QB pressure vs. the N.Y. Jets (11/1) ... Registered five tackles and two QB pressures at Seattle (11/8) ... Listed as inactive with an ankle injury at San Diego (11/22) ... Was placed on the injured reserve list on November 29th with a back injury.

1997: Moved into a full-time role as a starter in his sophomore campaign ... Played in 14 games (13 starts), opening 10 contests at right defensive end and three games at left defensive tackle ... Ranked second among Chiefs defensive linemen with 48 tackles (27 solo) ... Added 4.0 sacks (-17.5 yards), 24 QB pressures and a fumble recovery ... Produced seven tackles, half a sack and three QB pressures at Denver (8/31) ... Had four QB hurries vs. Buffalo (9/14) ... Contributed four tackles, four QB pressures and a sack of Kerry Collins at Carolina (9/21) ... Came up with five tackles and two QB pressures in addition to his first fumble recovery when Derrick Thomas knocked the ball from the hands of the Rams Tony Banks at St. Louis (10/26) ... Had half of a sack of Mark Brunell at Jacksonville (11/9) ... Was inactive at Seattle (11/23) and vs. San Francisco (11/30) with an injured right fibula ... Played but did not start vs. Oakland (12/7), getting a sack of Jeff George ... Started at left defensive tackle for an injured Vaughn Booker vs. Seattle (9/28), at San Diego (12/14) and vs. New Orleans (12/21) ... Saw reserve duty in an AFC Divisional Playoff Game vs. Denver (1/4/98), getting a tackle and a forced fumble.

1996: Saw action in 13 games with two starts, collecting 25 tackles (18 solo) with 2.0 sacks (-4.0 yards), 21 QB pressures, one forced fumble and a pass defensed ... First pro sack came against Rick Mirer at Seattle (9/15) ... Added four QB pressures vs. Minnesota (11/10) ... Was inactive for contests vs. Chicago (11/17), vs. San Diego (11/24) and at Detroit (11/28) with a shoulder injury ... First NFL start came in place of an injured right DE Vaughn Booker vs. Indianapolis (12/15), when he recorded a season-high four tackles, a sack, three QB pressures and a pass deflection ... Also opened in place of an injured Booker vs. Buffalo (12/22), racking up a career-high seven QB hurries along with three tackles and a forced fumble.

College: Saw action in 24 regular season games (12 starts) for West Virginia, tallying 78 tackles (42 solo), 8.0 sacks, a fumble recovery and a pass deflection ... Began his collegiate career as a defensive tackle but moved to the end slot in spring drills prior to his senior season ... Appeared in seven games (six starts) for the Mountaineers as a senior, collecting 36 tackles (23 solos), four sacks (-40.0 yards), and 3.0 tackles for loss ... Missed the first three games of the season due to an NCAA suspension for contact with an agent ... Played in 10 regular season games with six starts and also opened in the club's Carquest Bowl appearance vs. South Carolina as a junior ... Tallied 32 tackles (16 solo) with four sacks (-19.0 yards), 2.0 tackles for loss and a fumble recovery ... Spent the early part of the season playing with a broken hand ... Saw reserve action in seven games at left defensive tackle as a sophomore, recording 10 tackles (seven solo) and four pass deflections ... Did not play football in '92 ... Majored in Physical Education at West Virginia.

Personal: Named a first-team All-America selection of Super Prep at North Miami High School in Miami, Florida ... Tabbed by *USA Today* as an honorable mention All-USA pick ... Was a Florida Class 5A All-State and an All-Dade County selection as a senior ... Full name: John Edward Browning ... Married, wife Kerry, with a daughter, Avrianna Rose (4) and a son, Isaiah (1) ... The Brownings reside in Overland Park, Kansas.



BROWNING'S NFL STATISTICS



Year	Team	G-S	TACKLES			FUMBLES		SACKS	INTS	PASSES	QB
			Solos	Asst.	Total	Rec.	For.	No./Yds.	No./Yds.	Defensed	Pressures
1996	Kansas City	13-2	18	7	25	0	1	2.0/4.0	0/0	1	21
1997	Kansas City	14-13	27	21	48	1	0	4.0/17.5	0/0	0	24
1998	Kansas City	8-8	19	18	37	0	0	0.0/0.0	0/0	0	6
1999	Kansas City	0-0	0	0	0	0	0	0.0/0.0	0/0	0	0
2000	Kansas City	16-16	43	28	71	1	0	6.0/31.0	1/0	1	33
2001	Kansas City	6-6	15	13	28	0	0	1.5/18.5	0/0	0	3
2002	Kansas City	16-16	41	30	71	1	0	7.0/46.0	0/0	0	10
Totals		73-61	163	117	280	3	1	20.5/117.0	1/0	2	97

POSTSEASON

Year	Team	G-S	TACKLES			FUMBLES		SACKS	INTS	PASSES	QB
			Solos	Asst.	Total	Rec.	For.	No./Yds.	No./Yds.	Defensed	Pressures
1997	Kansas City	1-0	1	0	1	0	1	0.0/0.0	0/0	0	0
Totals		1-0	1	0	1	0	1	0.0/0.0	0/0	0	0

SINGLE GAME CAREER HIGHS

Tackles: 11 (seven solo) at Denver (9/24/00)

Passes Defended: 1 vs. Indianapolis (12/15/96)

Sacks: 2.0 at N.Y. Jets (10/6/02)

at Seattle (10/29/00)

vs. St. Louis (12/8/02)

QB Pressures: 7 at Buffalo (12/22/96)

Interceptions: 1 vs. St. Louis (10/22/00)

STREAKS & MILESTONES: Has 97 career QB pressures and needs three more to reach 100.

THE FOOLISH CLUB

On August 14, 1959, Lamar Hunt spearheaded a new professional football league to be called the American Football League which would begin play in 1960. Charter memberships were issued to Dallas, Denver, Houston, Los Angeles, Minneapolis and New York. Buffalo and Boston were admitted later that year. Early in 1960, Minneapolis defected to the National Football League and Oakland was picked as a replacement city. The whole idea seemed so far-fetched, even after AFL teams started playing, that the eight team owners were whimsically named the "Foolish Club."



The American Football League Owners, 1961 – Seated from left: K.S. "Bud" Adams (Houston), Joe Foss (AFL Commissioner). Standing from left: Bill Sullivan (Boston), Cal Kunz (Denver), Ralph Wilson (Buffalo), Lamar Hunt (Dallas), Harry Wismer (New York), Wayne Valley (Oakland), Barron Hilton (San Diego).
-Courtesy of the Pro Football Hall of Fame

VETERANS



SUPER BOWL I

Chiefs head coach Hank Stram and Packers head coach Vince Lombardi exchange pleasantries leading up to Super Bowl I in Los Angeles. Stram guided the Chiefs to an 11-2-1 regular season record as Kansas City defeated Buffalo to earn the franchise's second American Football League title. Lombardi's squad compiled a 12-2 regular season mark and defeated Dallas in the NFL Championship Game to advance to the first-ever AFL-NFL World Championship Game, as it was known at the time. Chiefs Founder Lamar Hunt is credited with dubbing the contest as the "Super Bowl," the name coming from the children's toy, "Super Ball." However, the NFL did not begin officially refer to the game as the Super Bowl until the third such game – Super Bowl III.

children's toy, "Super Ball." However, the NFL did not begin officially refer to the game as the Super Bowl until the third such game – Super Bowl III.

56

Lew

BUSH

Linebacker • 6-2 • 250



Born: December 2, 1969
Atlanta, Georgia

Washington State
Free Agent (2000)
NFL: 11 (4th with Chiefs)
GP/GS: (141/92) Playoffs: (4/1)

Pro Career: Veteran linebacker enters his fourth campaign with Kansas City and his 11th overall NFL campaign in 2003 ... Expected to battle for a reserve role at the club's left outside "SAM" linebacker post where he opened 24 games in his first three seasons with the Chiefs ... Versatile performer who has played both inside and outside during his pro career and also worked at defensive end in college ... Physical player who can stuff the run, as evidenced by his ability to work inside ... Also has the athletic skills to rush the passer, drop in coverage or chase down plays from the backside ... Originally made a name for himself as a special teams standout for San Diego, but quickly progressed as a defensive player ... Was named the Chargers Special Teams Player of the Year as a rookie in '93 ... Took over the team's starting outside linebacker role in '95, but showed his versatility by also starting at inside linebacker in '97 ... Has seen duty in a total of 141 regular season games (92 starts), tallying 345 tackles (271 solo), 4.0 sacks (-21.0 yards), two INTs for 33 yards, 13 passes defended, five fumbles forced, four fumble recoveries and 10 QB pressures ... Owns 44 career special teams tackles, as well ... Also owns four career playoff appearances with one start, including duty in Super Bowl XXIX following the '94 season with San Diego ... Has recorded a pair of tackles, a fumble recovery and a pass defended in postseason action ... Originally entered the league as the second of San Diego's two selections in the fourth round (99th overall) of the '93 NFL Draft.

EXTRA POINTS

Bush is a true barbeque aficionado who produces his own sauces and frequently cooks for his teammates and the families at the local Ronald McDonald House.

Kansas City (2000-02): Has seen action in 37 games (24 starts), producing 103 tackles (71 solo), 10 QB pressures, four passes defended, one interception (33 yards), a sack (-6.0 yards) and a forced fumble ... Has also added 10 special teams tackles.

2002: Played in nine games (five starts) at LB ... Was active, but did not play in two games and was inactive for one game ... Recorded 28 tackles (19 solo) with two coming behind the line, two QB pressures and a pass defended ... Also produced six special teams tackles ... Totaled four tackles and a pass defended at Cleveland (9/8) ... Made five tackles vs. Jacksonville (9/15) ... Registered a tackle for loss at New England (9/22) ... Made a tackle vs. Miami (9/29) ... Talled two tackles with one stop for a loss at the N.Y. Jets (10/6) ... Was active, but did not play at San Diego (10/13) and vs. Denver (10/20) ... Was inactive vs. Oakland (10/27) ... Served a four-game NFL suspension, missing contests at San Francisco (11/10), vs. Buffalo (11/17), at Seattle (11/24) and vs. Arizona (12/1) ... Made four tackles, one QB pressure and a team-high three special teams tackles vs. St. Louis (12/8) ... Recorded four defensive tackles and one special teams stop at Denver (12/15) ... Collected five tackles and two special teams tackles vs. San Diego (12/22) ... Registered two tackles and one QB pressure at Oakland (12/28).

2001: Saw action in 12 games with 11 starts at left outside linebacker ... Recorded 42 tackles (28 solo), three tackles for loss, three passes defended and three QB pressures ... Was inactive for four games with an abdominal injury ... Produced seven tackles and two QB pressures vs. Oakland (9/9) ... Recorded five tackles vs. the N.Y. Giants (9/23) ... Amassed five tackles at Washington (9/30) ... Produced seven tackles and a QB pressure at Denver (10/7) ... Registered six tackles vs. Pittsburgh (10/14) ... Collected three tackles with two coming behind the line and a pass defended at Arizona (10/21) ... Had a tackle for loss vs. Indianapolis (10/25) ... Was inactive at San Diego (11/4) and at the N.Y. Jets (11/11) due to an abdominal injury suffered vs. the Colts ... Returned to the starting lineup vs Seattle (11/25), making a tackle ... Recorded two tackles and a pass defended vs. Philadelphia (11/29) ... Was inactive at Oakland (12/9) and vs. Denver (12/16) after reaggravating that abdominal injury ... Returned to action on the kickoff coverage team vs. San Diego (12/23) ... Made two tackles and a pass defended at Jacksonville (12/30) ... Talled three tackles at Seattle (1/6/02).

VETERANS

2000: Played in all 16 games, getting eight starts at left outside linebacker ... Recorded 33 tackles (24 solo), one INT for 33 yards, five QB pressures, a sack (-6.0 yards), a forced fumble and four special teams tackles ... Started the first six games of the year, getting three tackles in his Chiefs debut vs. Indianapolis (9/3) ... Compiled three tackles, one QB pressure and a tackle on punt coverage at Tennessee (9/10) ... Posted his second career INT vs. San Diego (9/17) when he stepped in front of a Ryan Leaf pass, returning it 33 yards. Also recorded two solo tackles and a pair of QB pressures against the Chargers ... Totaled a season-high seven tackles and one QB pressure at Denver (9/24) ... Recorded six tackles vs. Seattle (10/2) ... Tallied four solo stops vs. Oakland (10/15) ... Saw reserve action at left outside linebacker when the team opened in a dime package vs. St. Louis (10/22), notching his first sack as a member of the Chiefs against Kurt Warner, one QB pressure and a solo tackle ... Saw reserve action at left outside linebacker when the team opened in a nickel package at Seattle (10/29), racking up five solo tackles and forcing a Shaun Alexander fumble ... Made two tackles in a starting role at Oakland (11/5) ... Started at left outside linebacker at San Francisco (11/12) ... Saw action on special teams vs. Buffalo (11/19) ... Had one tackle on punt coverage at San Diego (11/26) ... Saw action on special teams at New England (12/4) and vs. Carolina (12/10) ... Recorded one tackle apiece on punt coverage vs. Denver (12/17) and at Atlanta (12/24).

San Diego (1993-99): Saw duty in 104 games (68 starts) in seven seasons with the Chargers, producing 242 tackles (200 solo), 3.0 sacks (-15.0 yards), an INT, nine passes defended, four forced fumbles and four fumble recoveries ... Racked up 34 special teams tackles, as well ... Produced two tackles, a fumble recovery and a pass defended in four games (one start) of postseason action.

1999: Saw duty in all 16 games (14 starts) at outside linebacker, tallying 44 tackles (40 solo), a sack (-3.0 yards), one fumble recovery and two passes defended ... Tackle total was seventh on the squad and second among the club's linebackers behind only team MVP Junior Seau ... Posted four tackles apiece at Kansas City (10/31), vs. Denver (11/7) and at Oakland (11/14) ... Recorded his lone sack of the season against Tim Couch and three tackles vs. Cleveland (12/5) ... Garnered six solo tackles vs. Oakland (12/26) ... Tallied a season-high seven solo tackles at Denver (1/2/00).

1998: Started all 10 games he played in at outside linebacker ... Missed the final six games of the year with a knee injury ... Finished the season with 18 tackles, a sack (-7.0 yards), two passes defended and one forced fumble ... Posted a season-high four stops vs. the N.Y. Giants (9/27) ... Made two tackles and recorded his lone sack of the season against Jim Harbaugh vs. Baltimore (11/15) before leaving the game with a sprained MCL in his right knee ... Was inactive for the next five games and was placed on injured reserve on December 26th, one day before the season finale at Arizona (12/27).

1997: Saw duty in 14 games (13 starts) ... Opened seven games at outside linebacker and six more at the inside linebacker post ... Of his six starts at inside LB, five came in place of an injured Kurt Gouveia and one in place of an injured Junior Seau ... Tallied 56 tackles (51 solo) and three passes defended while adding one tackle on special teams ... Opened the year at weak inside linebacker spot in place of Seau at New England (8/31), responding with five tackles ... Started at weak inside linebacker vs. Indianapolis (10/26) after Kurt Gouveia was lost for season with a disc injury in his neck with Seau taking Gouveia's spot and Bush moving to Seau's post ... Suffered a strained left hamstring on punt coverage and did not return vs. Seattle (11/9) ... Was inactive vs. Oakland (11/16) and at San Francisco (11/23) ... Returned to the starting lineup vs. Denver (11/30), recording one tackle ... Started vs. Atlanta (12/7) and vs. Kansas City (12/14) ... Posted a season-high eight tackles at Denver (12/21).

1996: Started all 16 games for the first time in his career, producing a career-high 64 tackles (48 solo), a sack (-5.0 yards), two fumble recoveries and a pass defended ... Also notched seven special teams stops ... Recorded his first career sack against John Friesz and six tackles at Seattle (10/27) ... Tallied seven tackles at Chicago (12/14) ... Produced a season-high nine stops vs. Denver (12/22).

1995: Saw duty in 16 games (15 starts), compiling 56 tackles, two forced fumbles, one fumble recovery, one INT, one pass defended and a special teams tackle ... Opened the season starting at Oakland (9/3), vs. Seattle (9/10), at Philadelphia (9/17) and vs. Denver (9/24) ... Played, but did not start at Pittsburgh (10/1), producing six tackles and his first career INT ... Returned to the starting lineup, posting a career-high 10 tackles at Kansas City (10/9) ... Chalked up seven tackles vs. Dallas (10/15) ... Recovered a fumble on the opening kickoff to help set up a Chargers score vs. Cleveland (12/3) ... Recorded five tackles, forced one fumble and recovered another at the N.Y. Giants (12/23) ... Started the club's AFC Wild Card playoff game vs. Indianapolis (12/31), recording two tackles and one pass defended.

1994: Saw reserve duty in all 16 regular season games, plus the club's three playoff contests including Super Bowl XXIX ... Ranked third on the squad with 12 special teams tackles and forced one fumble ... Recovered a muffed punt vs. the L.A. Rams (11/27) ... Recorded two tackles in the playoffs, seeing special teams action in the AFC Divisional Playoffs vs. Miami (1/8/95), the AFC Championship Game at Pittsburgh (1/15/95) and Super Bowl XXIX vs. San Francisco in Miami (1/29/95).

1993: Saw action in all 16 games as a rookie, posting two tackles on defense ... Led the squad with a career-high 13 special teams tackles and was named the club's Special Teams Player of the Year ... His 260 total plays on special teams led the club, as did his five special teams stops inside the opponent's 20-yard line ... Got his lone tackles on defense vs. the L.A. Raiders (11/21) and vs. Miami (12/27).

College: Four-year performer at Washington State, finished his collegiate stint with 224 tackles (144 solo), 13.0 sacks (-106.0 yards), 43 QB pressures, a fumble recovery and a forced fumble ... An All-Pac 10 second-team choice as a defensive end as a senior in '92 ... Moved to the defensive line after a successful stint playing linebacker in his junior year ... Earned All-America honorable mention and first-team All-Pac 10 honors after finishing third on the team with 105 tackles as a junior in '91 ... Started the season at weak outside linebacker ... Redshirted during the '90 season ... Played every game and started the season finale as a rover in '89 sophomore campaign, posting 63 tackles and 6.0 sacks ... Produced a career-high 4.0 sacks vs. Wyoming ... One of three true Washington State freshmen to play and the only one on defense in '88 ... Recorded eight stops and blocked a punt vs. California ... Majored in English at Washington State.

Personal: Earned class AA all-state honors as a defensive back at Washington High School in Tacoma, Washington, while also seeing duty at strong safety and running back for the Patriots ... Rushed for 1,104 yards in his senior season ... Active in several off-season community events and enjoys speaking to charitable groups ... Has participated in charity basketball games to benefit firefighters in Oregon ... Established the "Lew Bush Foundation" in 2001, benefiting disadvantaged children and their families ... Chiefs spokesperson for "Christmas in October," a volunteer program which winterizes homes of low-income homeowners free of charge ... Rehabilitated an inner-city house for a single mother during the 2001 holiday season ... His family has "adopted" the Bridge Home For Children and the Drumm Farm, providing birthday and holiday parties, visits and tickets to Chiefs home games ... Along with his wife, served as spokespersons for the 2002 March of Dimes Walk-a-thon while his son was the Kansas City area ambassador ... Formerly owned and operated a barbecue restaurant named "Sweet Lew's" in La Jolla north of San Diego ... A true barbeque aficionado, has found himself right at home in Kansas City ... Produces his own BBQ sauces, the ingredients of which he keeps a closely-guarded secret ... Frequently serves up his culinary delights for his Kansas City teammates ... Full name: Lewis Fitzgerald Bush ... Married, wife Dee, with sons Grayson (15) and Lewis Bush, Jr. (3) and a daughter, Danielle (10) ... The couple is expecting another child in August ... The Bush family resides in Kansas City, Missouri.



BUSH'S NFL STATISTICS



Year	Team	G-S	TACKLES			FUMBLES		SACKS	INTS	PASSES	QB
			Solos	Asst.	Total	Rec.	For.	No./Yds.	No./Yds.	Defensed	Pressures
1993	San Diego	16-0	1	1	2	0	0	0.0/0.0	0/0	0	--
1994	San Diego	16-0	2	0	2	0	1	0.0/0.0	0/0	0	--
1995	San Diego	16-15	46	10	56	1	2	0.0/0.0	1/0	1	--
1996	San Diego	16-16	48	16	64	2	0	1.0/5.0	0/0	1	--
1997	San Diego	14-13	51	5	56	0	0	0.0/0.0	0/0	3	--
1998	San Diego	10-10	12	6	18	0	1	1.0/7.0	0/0	2	--
1999	San Diego	16-14	40	4	44	1	0	1.0/3.0	0/0	2	--
2000	Kansas City	16-8	24	9	33	0	1	1.0/6.0	1/33	0	5
2001	Kansas City	12-11	28	14	42	0	0	0.0/0.0	0/0	3	3
2002	Kansas City	9-5	19	9	28	0	0	0.0/0.0	0/0	1	2
Totals		141-92	271	74	345	4	5	4.0/21.0	2/33	13	10

Additional Stats: Has 44 career special teams tackles - 13 in '93, 12 in '94, one in '95, seven in '96, one in '97, four in 2000 and six in 2002.

POSTSEASON

Year	Team	G-S	TACKLES			FUMBLES		SACKS	INTS	PASSES	QB
			Solos	Asst.	Total	Rec.	For.	No./Yds.	No./Yds.	Defensed	Pressures
1994	San Diego	3-0	0	0	0	1	0	0.0/0.0	0/0	0	--
1995	San Diego	1-1	1	1	2	0	0	0.0/0.0	0/0	1	--
Totals		4-1	1	1	2	1	0	0.0/0.0	0/0	1	--

SINGLE GAME CAREER HIGHS

Tackles: 10 (nine solo) at Kansas City (10/9/95)

Sacks: 1.0, four times, last vs. St. Louis (10/22/00)

Interceptions: 1 at Pittsburgh (10/1/95)
vs. San Diego (9/17/00)

Fumble Recoveries: 1, four times, last at Detroit (10/10/99)

Forced Fumbles: 1, four times, last at Seattle (10/29/00)

QB Pressures: 2 vs. San Diego (9/17/00)
vs. Oakland (9/9/01)

52

Quinton CAVER

Linebacker • 6-4 • 241



Born: August 22, 1978
Anniston, Alabama

Arkansas
Free Agent (2002)
NFL: 3 (2nd with Chiefs)
GP/GS: (17/0) Playoffs: (3/0)

Pro Career: Athletic third-year linebacker enters his first training camp with the Chiefs in 2003 after joining the club midway through the 2002 campaign ... Came to Kansas City after spending a year and a half with Philadelphia ... Former second-round draft pick of the Eagles in 2001 was released by that club on October 21st of last season and signed with the Chiefs on October 28th ... Expected to compete for a reserve role at left outside LB for the club ... Has all the physical skills to develop into a solid NFL performer ... Owns excellent speed and size, making him a prime candidate to contribute on special teams ... Possesses limited NFL experience on defense, but has benefited greatly from a full off-season learning Kansas City's defensive system ... Saw duty in one contest for the Chiefs a year ago before suffering a season-ending injury to his right shoulder ... Is reunited in Kansas City with former Philadelphia teammate LB Shawn Barber ... Has played in 17 regular season games, recording 13 tackles (seven solo), one QB pressure and eight special teams tackles ... Saw duty in three playoff games with Philadelphia, registering one tackle ... Originally entered the NFL as a second-round selection (55th overall) of Philadelphia in the 2001 NFL Draft.

EXTRA POINTS

Caver taught a class in ballroom dancing as part of his curriculum as a senior at Arkansas with coursework including the Waltz, Jitterbug, Cha Cha and Salsa.

Kansas City (2002): Was released by Philadelphia on October 21st and inked with the Chiefs on October 28th ... Played in one game and was inactive for four contests ... Had one special teams tackle ... Was inactive at San Francisco (11/10), vs. Buffalo (11/17) and at Seattle (11/24) ... Saw his first action in a Chiefs uniform on special teams vs. Arizona (12/1), making one tackle ... Was inactive vs. St. Louis (12/8) with a right shoulder sprain and was placed on injured reserve on December 14th.

Philadelphia (2001-02): Appeared in 16 games with the Eagles ... Recorded 13 tackles, one QB pressure and seven special teams tackles ... Played in three postseason games, making one tackle.

2002: Played in five games and was inactive for one contest ... Made one tackle on defense and two special teams stops ... Was released on October 21st.

2001: Saw action in 11 games as a rookie ... Produced 12 tackles, a QB pressure and five special teams stops ... Played in his first NFL game vs. St. Louis (9/9) ... Made his first two defensive tackles vs. Dallas (9/30) ... Recorded a career-high 10 tackles and one QB pressure at Tampa Bay (1/6/02) ... Appeared in all three of Philadelphia's playoff contests, making one tackle.

College: Started 24 games and closed out his career with 239 tackles, including 30.0 for a loss and one INT that he returned for a TD ... Earned first-team All-SEC honors as senior when he ranked second on the team with a career-high 91 tackles ... Majored in Kinesiology at Arkansas.

Personal: A prep standout at Anniston High School in Anniston, Alabama ... Was a first-team all-state selection as an outside linebacker and tight end as a senior ... Recorded 100 tackles, 16.0 sacks and was selected to play in the Alabama-Mississippi High School All-Star Game ... Led his team to the Class 6A State Championship ... Also lettered in basketball and track ... Full name: Quinton Tyrone Caver ... Single with a daughter, Christana (5) ... Resides in Anniston, Alabama.

VETERANS



CAVER'S NFL STATISTICS



Year	Team	TACKLES				SACKS No./Yds.	FUMBLES For.	INTS Rec. No./Yds.	PASSES Defended	QB Pressures	
		G-S	Solos	Asst.	Total						
2001	Philadelphia	11-0	7	5	12	0.0/0.0	0	0	0/0	0	1
2002	Philadelphia	5-0	0	1	1	0.0/0.0	0	0	0/0	0	0
	Kansas City	1-0	0	0	0	0.0/0.0	0	0	0/0	0	0
Totals		17-0	7	6	13	0.0/0.0	0	0	0/0	0	1

Additional Stats: Has eight special teams tackles – five in 2001 and three in 2002.

Postseason: Played in three playoff games with one tackle for Philadelphia in 2001.

SINGLE GAME CAREER HIGHS

Tackles: 10 at Tampa Bay (1/6/02)

15

Todd COLLINS

Quarterback • 6-4 • 225

Michigan
Waivers - Buffalo (1998)

Born: November 5, 1971
Walpole, Massachusetts

NFL: 9 (6th With Chiefs)
GP/GS: (32/17) Playoffs: (1/0)



EXTRA POINTS

An avid angler, Collins owns a 27-foot Grady White Islander 268 fishing boat named the "Pitchfork." He pursues all types of sport fish, but the striped bass is his favorite quarry.

Pro Career: Seasoned ninth-year signal-caller entering his sixth season with the Chiefs in 2003 ... Expected to once again serve as Kansas City's number two QB behind starter Trent Green for a third consecutive year ... Has a solid grasp of the club's offensive system and is more than capable of stepping under center when called upon ... Worked as Kansas City's top backup in all 16 contests a year ago, seeing action in three contests ... Saw his first regular season action in a Chiefs uniform in a 45-13 victory at Washington (9/30/01) ... Owns 32 games of regular season experience in the NFL ranks, including 28 contests with Buffalo from '95-97 ... Started 17 games during his three-year tenure with the Bills from '95-97, including 13 opening nods during the '97 campaign ... Possesses a strong arm and excellent mobility ... An accurate passer who has displayed the instincts to perform under fire both at the collegiate and pro level ... A true student of the game who frequently studies the game's finer points in the film room ... Has finished three of the past four preseasons as Kansas City's highest rated passer, including a 106.3 preseason efficiency rating in '99 when he hit on 21 of 34 passes for 270 yards and two TDs ... Claimed off waivers from Buffalo on August 26th of '98, just 10 days before the season opener ... Spent two seasons serving as the understudy of 2002 Pro Football Hall Fame inductee Jim Kelly before taking over the starting reigns for the Bills in '97 ... In 32 career games (17 starts) has completed 292 of 529 (55.2%) passes for 3,331 yards with 17 TDs and 19 INTs ... Owns a 70.1 career rating and a 7-10 record as an NFL starter ... Has also rushed 63 times for 156 yards ... Completed one of four passes for seven yards in his lone playoff appearance with the Bills in '96 ... Originally entered the league as a second-round draft choice (45th overall) of Buffalo in '95.

Kansas City (1998-02): Joined the Chiefs on August 26th of '98 after being waived by Buffalo the previous day ... Has seen four games of regular season action in a Chiefs uniform in five years with the club, completing eight of 10 passes for 113 yards with one TD, good for a 147.1 rating ... In preseason play with the Chiefs the past five seasons has connected on 112 of 195 attempts (57.4%) for 1,179 yards with seven TDs and two INTs, good for an 83.0 rating.

2002: Served as the backup QB in 16 games, seeing action in three contests ... Completed five of six passes for 73 yards with a TD, good for a 156.9 rating ... Also had one carry for seven yards ... Saw action on the final series vs. Miami (9/29), but did not attempt a pass ... Completed four of five passes for 57 yards with one TD for a 153.8 rating and added a seven-yard carry vs. Arizona (12/1). It was his first TD pass with the Chiefs and his first since '97 while he was with Buffalo ... Connected on his only pass attempt for 16 yards vs. St. Louis (12/8).

2001: Was listed as the club's backup QB in all 16 games, seeing action in one contest ... Completed three of four passes for 40 yards at Washington (9/30) in his initial regular season duty with Kansas City. Produced a 106.2 rating and added two rushes for six yards. Got his first completion in a Chiefs uniform on a 26-yard completion to TE Mikhael Ricks.

2000: Did not take any snaps during the regular season ... Was listed as the second QB in five games and was the third quarterback for 11 contests ... Was listed as the backup QB at San Diego (11/26), at New England (12/4), vs. Carolina (12/10), vs. Denver (12/17) and at Atlanta (12/24).

1999: Did not take any snaps during the regular season and was listed as the club's third QB in all 16 contests ... Hit on 21 of 34 passes for 270 yards, a pair of scores and a 106.3 rating in preseason play ... Led the Chiefs back from a 34-27 fourth quarter deficit for a 37-34 win in the preseason finale at San Diego (9/3), hitting six of seven passes for 82 yards on a pair of scoring drives in the final frame.

1998: Did not see any regular season game action ... Connected on six of 12 attempts for 49 yards in his lone preseason appearance with Kansas City vs. St. Louis (8/28) ... Listed as the team's third quarterback for 13 contests ... Designated as the squad's back-up quarterback behind Rich Gannon at Jacksonville (9/13), vs. San Diego (9/20) and at Philadelphia (9/27) due to a right shoulder injury suffered by Grbac in the season-opener vs. Oakland (9/6). Did not see action in any of those outings.

Buffalo (1995-97): Took the field in 28 games over a three-year span with Buffalo making 17 starts ... Completed 284 of 519 (54.7%) passes for 3,218 yards, with 16 TDs and 19 INTs for a 68.5 rating ... Saw duty in one postseason contest in '96, hitting on one of four passes for seven yards.

1997: Earned the Bills starting job at QB after beating out Alex Van Pelt and Billy Joe Hobert in camp ... Saw duty in 14 games (13 starts) ... Completed 215 of 391 passes (55.0%), good for 2,367 yards with 12 TDs, 13 INTs and a 69.5 rating ... Hit 25 of 39 passes for 299 yards and one TD vs. Minnesota (8/31) ... Had a career-best three TD passes and led the team on a pair of 80-yard scoring drives in a 28-22 win at the N.Y. Jets (9/7) ... Completed a 77-yard TD strike on a flea-flicker to Andre Reed for his longest pass of the season at Kansas City (9/14). Had the Bills in position to win the contest at the Chiefs seven-yard line with 0:27 remaining in regulation, but four straight blitzes called by Kansas City sent Buffalo away with a 22-16 setback ... Presided over the second-largest regular season comeback in NFL history, leading the Bills back from a 26-0 deficit to claim a 37-35 win vs. Indianapolis (9/21), as he connected on 23 of 38 attempts for 275 yards with a pair of TDs and one INT ... Completed his first eight pass attempts in a 22-13 win vs. Detroit (10/5) ... Was knocked out of the game at New England (10/12) with a bruised left shoulder after being sacked by Patriots LB Ted Bruschi on the Bills second series and did not return ... Returned to the lineup at Indianapolis (10/20) and led the team to a 9-6 win over the Colts as time expired ... Replaced by Van Pelt in the third quarter of a 23-20 loss vs. Denver (10/26) and did not play the following week vs. Miami (11/2) ... Returned to the starting post vs. New England (11/9) ... Led the Bills to back-to-back wins as the starter vs. the N.Y. Jets (11/30) and at Chicago (12/7).

1996: Earned the number two QB post behind Jim Kelly ... Saw action in seven games (three starts), completing 55 of 99 attempts (55.6%) with four TDs and five pickoffs to merit a 71.9 rating ... Started vs. Dallas (9/22) when Kelly injured his hamstring during the week and was awarded a game ball for his performance after leading the Bills to a 10-7 victory over the defending Super Bowl champions ... Set career highs in both pass attempts (44) and yards (309) in a start vs. Indianapolis (10/6), getting his first 300-yard NFL outing in a come-from-behind 16-13 OT triumph ... Replaced an injured Kelly vs. the N.Y. Jets (11/24) and hit an 18-yard TD pass to Steve Tasker to seal a 35-10 win ... Started for an injured Kelly at Indianapolis (12/1) and threw a franchise-record 95-yard pass to Quinn Early ... Relieved an injured Kelly in the final drive of an AFC Wild Card contest vs. Jacksonville (12/28).

1995: Earned the Bills backup job, playing in seven games with one start ... Hit on 14 of 29 attempts for 112 yards with one INT ... Saw first NFL action in the last 1:15 of season opener at Denver (9/3) and completed his longest pass of the season (18 yards) in that contest ... Appeared late in games vs. Carolina (9/10), vs. the N.Y. Jets (10/8), at Miami (10/29), vs. New England (11/26) and at San Francisco (12/3) ... Started his first career game vs. Houston (12/24), hitting six of 15 attempts for 30 yards ... Did not see any playoff duty in contests vs. Miami (12/30) or at Pittsburgh (1/6/96).

College: Finished his collegiate career at Michigan with the best career (64.3%) and single-season (65.3% in '93) completion percentages in school history ... Final collegiate tally read 457 completions on 711 attempts, good for 5,858 yards with 34 TDs and 17 INTs ... Still ranks second at Michigan in career completions, attempts and yardage, while owning the school's second and third-best seasonal yardage marks (2,518 in '94 and 2,509 in '93) ... Is third on school charts in career rating with a 145.0 mark ... Produced 14 games in which he registered 200+ passing yards, the most of any player in Wolverines history ... His 2.81 INT percentage remains the second-lowest in team history behind Michael Taylor (2.55) ... Owns a Wolverine mark for average yards per play (7.04) and is second on the school's charts for yards passing per game at 158.32 ... Connected on 172 of 264 attempts as a senior in '94, netting 2,356 yards with 11 TDs and seven INTs en route to a Holiday Bowl win vs. Colorado State ... Completed 15 of 27 passes for 352 yards vs. Minnesota (11/12/94), the second-highest yardage tally in school history ... An All-Big Ten Honorable Mention and Academic All-Big Ten as a junior in '93 when he led the squad to a Hall of Fame Bowl berth ... Best collegiate season came that junior year when he hit on 178 of 274 attempts for 2,320 yards with 16 TDs and just seven INTs ... Threw a school-record 90-yard TD ... Started two games as a sophomore in '92 when he completed 66 of 101 aerials for 693 yards with seven scores and three INTs ... Completed one of two passes in the Rose Bowl as a freshman in '91 after netting 15 completions on 24 attempts for 135 yards during the regular season ... Redshirted as a true freshman in '90 ... Earned the prestigious University of Michigan Medal of Honor Award as senior, an accolade presented annually to the Wolverines top scholar-athlete ... Graduated from Michigan with a degree in Political Science.

Personal: Earned *Super Prep* All-America honors and was named New England Player of the Year by the *Boston Globe* as a senior at Walpole High School in Walpole, Massachusetts, located just several miles from the home of the New England Patriots in Foxboro, Massachusetts ... Grew up an avid Patriots fan and has a keen knowledge of Boston-area sports history ... An outstanding all-around athlete, led his prep football and baseball teams to state titles and the basketball squad to the state title game his senior season ... Had a 10-0 record as a junior pitcher and produced 18 points and 10 rebounds a game on the basketball squad ... An avid fisherman who enjoys both freshwater and saltwater angling and owns a pair of fishing boats ... Full name: Todd Steven Collins ... Married, wife Andrea ... The Collins' reside in North Quincy, Massachusetts.



COLLINS' NFL STATISTICS



Year	Team	G-S	Att.	PASSING		TD	INT	Sack/	Rating					
				Comp.	Yds.									
1995	Buffalo	7-1	29	4	112	48.3	3.86	0	0.0	1	17.1	18	6.0/43.0	44.0
1996	Buffalo	7-3	99	55	739	55.6	7.46	4	4.0	5	5.0	95	11.0/53.0	71.9
1997	Buffalo	14-13	391	215	2,367	55.0	6.05	12	3.0	13	3.0	77	39.0/278.0	69.5
1998	Kansas City	0-0	0	0	0	0.0	0.00	0	0.0	0	0.0	--	0.0/0.0	0.0
1999	Kansas City	0-0	0	0	0	0.0	0.00	0	0.0	0	0.0	--	0.0/0.0	0.0
2000	Kansas City	0-0	0	0	0	0.0	0.00	0	0.0	0	0.0	--	0.0/0.0	0.0
2001	Kansas City	1-0	4	3	40	75.0	10.0	0	0.0	0	0.0	26	0.0/0.0	106.2
2002	Kansas City	3-0	6	5	73	80.0	11.4	1	20.0	0	0.0	29	0.0/0.0	156.9
Totals		32-17	529	292	3,331	55.2	6.30	17	3.2	19	3.6	95	56.0/374.0	70.1

RUSHING

Year	Team	No.	Yds.	Avg.	LG	TD
1995	Buffalo	9	23	2.6	10	0
1996	Buffalo	21	43	2.0	10	0
1997	Buffalo	30	77	2.6	11	0
1998	Kansas City	0	0	0.0	--	0
1999	Kansas City	0	0	0.0	--	0
2000	Kansas City	0	0	0.0	--	0
2001	Kansas City	2	6	3.0	7	0
2002	Kansas City	1	7	7.0	7	0
Totals		63	156	2.5	11	0

POSTSEASON

Year	Team	G-S	Att.	PASSING		TD	INT	Sack/	Rating					
				Comp.	Yds.									
1996	Buffalo	1-0	4	1	7	25.0	1.75	0	0.00	0	0.00	7	2.0/20.0	39.6
Totals		1-0	4	1	7	25.0	1.75	0	0.00	0	0.00	7	2.0/20.0	39.6

SINGLE GAME CAREER HIGHS

Pass Attempts: 44 vs. Indianapolis (10/6/96)	Interceptions: 2, five times, last vs. Denver (10/26/97)
Pass Completions: 25 vs. Minnesota (8/31/97)	Long Pass: 95 at Indianapolis (12/1/96)
<i>at Tennessee (11/23/97)</i>	Rushing Attempts: 6 at N.Y. Jets (9/7/97)
Passing Yards: 309 vs. Indianapolis (10/6/96)	Rushing Yards: 20 vs. Dallas (9/22/96)
TD Passes: 3 at N.Y. Jets (9/7/97)	Long Run: 11 vs. N.Y. Jets (11/30/97)

STREAKS & MILESTONES: Needs eight more completions to reach the 300 mark in his NFL career.

1

Jose CORTEZ

Kicker • 5-11 • 200

Oregon State

Waivers - Washington (2003)

Born: May 27, 1975

NFL: 3 (1st with Chiefs)

San Vicente, El Salvador

GP/GS: (31/0) Playoffs: (1/0)



Pro Career: Strong-legged kicker entering his first training camp with Kansas City in 2003 ... Claimed by the Chiefs off waivers from Washington on March 13th of this year ... Could battle for a spot on the 53-man roster as a kickoff specialist ... Produced his best professional campaign in 2002 despite splitting time with San Francisco (10 games) and Washington (four games) ... Combined to convert a career-high 23 of 32 field goals (71.9%) and all 34 of his PATs for a career-best 103 points ... Has played in 31 regular season games, converting 41 of 57 field goal attempts (71.9%) and all 81 of his PATs for 204 points ... Also has eight special teams tackles ... Owns 14 touchbacks on 147 kickoffs ... Also owns one game of playoff experience, missing his only field goal attempt and converting his lone PAT for one point ... Prior to joining the Chiefs, the El Salvador native was waived by Washington on March 10th of 2003 ... Initially inked with the Redskins as a free agent on December 2nd of 2002

... Signed by San Francisco on May 9th of 2001, but was released on November 26th of the following year ... Went to training camp with San Diego in 2000 after signing with the club on January 12th and was subsequently released on August 27th ... Played for the Los Angeles Xtreme of the XFL in 2001 ... Spent the 2000 spring gaining valuable game experience with the Amsterdam Admirals of NFL Europe ... Added to the N.Y. Giants practice squad on December 15th of '99 and was promoted to the active roster on December 17th before being waived on December 21st ... Claimed off waivers by San Diego from Cleveland on June 14th of '99, but was released on August 31st ... Originally entered the NFL as a rookie free agent with Cleveland in '99.

Washington (2002): Signed with the club on December 2nd and saw action in the final four games of the season ... Converted five of eight field goals (.625) and all nine of his PATs for 24 points ... Connected on two of three FGs in his Redskins debut vs. the N.Y. Giants (12/8) ... Made both of his field goals vs. Dallas (12/29).

San Francisco (2001-02): Appeared in 26 games, converting 36 of 49 field goals (73.5%) with a long of 52 yards ... Also made all 72 of his PATs for 180 points ... Added eight special teams tackles.

2002: Played in the first 10 games of the season, making 18 of 24 field goals (75.0%) and 25 PATs for 79 points ... Also produced three special teams stops ... Converted three of a career-high five FG attempts at the N.Y. Giants (9/5) ... Made all three of his field goals and added four PATs for a career-best 13 points vs. St. Louis (10/6) ... Tied a personal best with five PATs vs. Arizona (10/27) ... Booted three of five field goals at Oakland (11/3) ... Was released on November 27th.

2001: Saw duty in all 16 games ... Connected on 18 of 25 FGs (72.0%) and all 47 PATs for 101 points ... His 101 points ranked eighth in the NFL and he kicked two game-winning FGs ... Also had five special teams tackles ... Converted all three of his field goals, including a 20-yarder to tie the game in the closing seconds and then the game-winning 24-yard attempt in overtime to earn NFC Special Teams Player of the Week honors vs. Atlanta (9/9) ... Made two FGs, including a career-long 52-yarder vs. St. Louis (9/23) ... Kicked a career-high four field goals at the N.Y. Jets (10/1) ... Converted the 26-yard game-winning FG in OT at Carolina (11/18) ... Made both of his FG attempts and all four of his PATs for 10 points at Indianapolis (11/25) ... Converted a career-high five PATs vs. Buffalo (12/2) ... Connected on two FGs vs. Philadelphia (12/22) ... Tied a career best with five PATs at New Orleans (1/6/02) ... Missed a 34-yard FG and converted a PAT in the NFC Wild Card Game at Green Bay (1/13/02).

XFL (2001): A member of the 2001 XFL Champion Los Angeles Xtreme ... Converted 20 of 25 field goals (80.0%), including seven of eight from beyond 40 yards.

NFL Europe (2000): Honed his talent with the Amsterdam Admirals ... Served as the club's long-distance field goal specialist, making nine of 13 attempts ... His nine FG attempts tied for the league lead.

N.Y. Giants (1999): Initially joined the N.Y. Giants practice squad on December 15th and was added to the 53-man roster on December 17th ... Handled the kickoff duties in his lone game with the Giants at St. Louis (12/19) ... Was released on December 21st.

College: A two-year performer at Oregon State after beginning his collegiate career at Los Angeles Valley College ... Connected on 28 of 47 FGs (59.5%) for the Beavers ... Connected on 17 of 26 FGs (65.4%) and 29 PATs to lead the team with 80 points as a senior ... Made 11 of 19 FGs to earn honorable mention All-Pac 10 honors as a junior ... Served as both the kicker and punter as a sophomore at Los Angeles Valley College to garner All-Western States Conference accolades ... Majored in Sociology at Oregon State.

Personal: Was a prep standout at Van Nuys High School in Van Nuys, California where he lettered in both football and soccer ... Full name: Jose Antonio Cortez ... Married, wife Delainie ... The couple resides in Tigard, Oregon.

EXTRA POINTS

Cortez worked as a roofer for his father-in-law's company in Corvallis, Oregon before breaking into the NFL ranks as a kicker.

CORTEZ'S NFL STATISTICS



SCORING

Year	Team	G-S	FGM	FGA	Pct.	LG	PATs	Points
1999	N.Y. Giants	1-0	0	0	.000	--	0-0	0
2001	San Francisco	16-0	18	25	.720	52	47-47	101
2002	San Francisco	10-0	18	24	.750	45	25-25	79
	Washington	4-0	5	8	.625	44	9-9	24
Totals		31-0	41	57	.719	52	81-81	204

Additional Stats: Has eight special teams tackles - five in 2001 and three in 2002.

Postseason: Played in one playoff game with San Francisco in 2001, missing one FG and scoring one PAT.



FIELD GOAL ACCURACY



Year	Team	11-19	20-29	30-39	40-49	50+	Total	Pct.
1999	N.Y. Giants	0-0	0-0	0-0	0-0	0-0	0-0	.000
2001	San Francisco	1-2	6-7	6-7	4-8	1-1	18-25	.720
2002	San Francisco	0-0	8-10	7-8	3-6	0-0	18-24	.750
	Washington	0-0	3-3	1-1	1-4	0-0	5-8	.625
	Totals	1-2	17-20	14-16	8-18	1-1	41-57	.719

SINGLE GAME CAREER HIGHS

Field Goals Attempted: 5 at N.Y. Giants (9/5/02) **Long Field Goal Attempt:** 52 vs. Louis (9/23/01)
at Oakland (11/3/02) **PATs Made:** 5 vs. Buffalo (12/2/01)

Field Goals Made: 4 at N.Y. Jets (10/1/01) at New Orleans (1/6/02)

Long Field Goal Made: 52 vs. St. Louis (9/23/01)

Points: 13 vs. St. Louis (10/6/02)

66

Aaron CRITTENDON

Tackle • 6-4 • 350

Missouri

Free Agent (2003)

NFL: 1 (1st with Chiefs)

GP/GS: (0/0) Playoffs: (0/0)



Born: March 27, 1979
St. Joseph, Missouri

Pro Career: Monumental Missouri native entering his second training camp at offensive tackle for Kansas City in 2003 ... Attended his first camp with Kansas City a year ago, but was released on August 26th ... Will continue to hone his blocking skills with offensive line coaches Mike Solari and Irv Eatman ... Is expected to battle for a backup role at both tackle spots on the offensive line ... Spent the spring improving his blocking techniques playing for the Berlin Thunder of NFL Europe ... Originally entered the NFL as a rookie free agent with the Chiefs in 2002.

NFL Europe (2003): Started all 10 games for the Berlin Thunder.

College: Saw action in 45 games with 27 starts at Missouri ... Opened all 11 games as a senior, earning second-team All-Big 12 honors ... Saw duty in 11 games (four starts) as a junior ... Started 11 games in '99 and played in 12 games (one start) as a redshirt freshman ... Majored in Family and Consumer Economics at Missouri.

Personal: A first-team all-state selection as a senior at St. Joseph Central High School in St. Joseph, Missouri ... A three-year starter in basketball who also placed seventh in the discus at the state championships as a junior ... Full name: Aaron A. Crittendon ... Single ... Resides in St. Joseph, Missouri.

EXTRA POINTS

Crittendon was a prep teammate of Chiefs TE Dwayne Blakley at Central High School in St. Joseph, Missouri and also teamed with Blakley at Missouri.

VETERANS



NFL LEADERS INTRADIVISION PLAY 1990-02



Team	Record	Pct.
1. San Francisco	63-29	.685
2. Kansas City	66-36	.647
3. Tennessee	62-36	.633
4. Green Bay	63-39	.618
5. Pittsburgh	60-38	.612



NFL LEADERS INTRADIVISION PLAY 1995-02



Team	Record	Pct.
1. Green Bay	43-19	.694
2. Denver	40-22	.645
San Francisco	40-22	.645
4. Tennessee	43-25	.632
5. Kansas City	38-24	.613

11

Dameane DOUGLAS

Wide Receiver • 6-0 • 195



Born: March 15, 1976
Hanford, California

California
Unrestricted Free Agent (2003)
NFL: 5 (1st with Chiefs)
GP/GS: (52/0) Playoffs: (7/0)

Pro Career: Talented special teams standout signed with Kansas City on April 30th of 2003 as an unrestricted free agent from Philadelphia ... Owns excellent hands and should compete for a reserve role in the Chiefs receiving corps ... Reliable pass catcher also served in a variety of roles on special teams for the Eagles ... In addition to working on the return and coverage units, played on the "hands" team for Philadelphia and twice recovered onside kicks on the opening kickoff of games ... Has played in 52 career regular season games, catching 14 passes for 165 yards (11.8 avg.) with three TDs ... Also has 57 special teams tackles, five kickoff returns for 101 yards (20.2 avg.), two onside kick recoveries and two fumble recoveries on special teams ... Has seven postseason games on his resume, producing five special teams tackles and one kickoff return for 24 yards ... Was placed on waivers on September 5th of '99 by Oakland and was claimed by Philadelphia on September 6th ... Originally entered the NFL as the Raiders fourth-round draft choice (102nd overall) in the '99 NFL Draft.

Philadelphia (1999-02): Played in 52 games, catching 14 passes for 165 yards (11.8 avg.) with three touchdowns ... Added 57 special teams tackles, five kickoff returns for 101 yards (20.2 avg.) and recovered two onside kicks ... Also had two fumble recoveries on special teams ... Saw duty in seven playoff games, recording five special teams tackles and one kickoff return for 24 yards.

2002: Saw duty in 16 games, ranking third on the squad with 17 special teams tackles ... Also recovered two fumbles on special teams and returned one kickoff for 19 yards ... Recovered a CB Champ Bailey fumble on a punt return vs. Washington (12/15) ... Recovered a RB Woody Dantzler fumble on a kickoff at Dallas (12/21) ... Appeared in two playoff games, recording two special teams tackles ... Played vs. Atlanta (1/11/03) in an NFC Divisional Playoff Game and in the NFC Championship Game vs. Tampa Bay (1/19/03).

2001: Saw action in 16 games, recording five catches for 77 yards (15.4 avg.) with two touchdowns ... Returned two kickoffs for 32 yards and was fourth on the squad with 17 special teams tackles ... Recovered an onside kick on the opening kickoff at Kansas City (11/29) ... Established career highs with five catches for 77 yards with two TDs at Tampa Bay (1/6/02), grabbing scoring passes of two and 24 yards from QB A.J. Feeley ... Produced three special teams tackles in a pair of playoff games ... Saw duty vs. Tampa Bay (1/12/02) in an NFC Wild Card Game, at Chicago (1/19/02) in an NFC Divisional Playoff Game and in the NFC Championship Game at St. Louis (1/27/02).

2000: Played in six games and was inactive for 10 contests ... Caught one pass for nine yards, returned two kickoffs for 50 yards and recovered an onside kick ... Also totaled six special teams tackles ... Recovered an onside kick on the opening kickoff at Dallas (9/3) ... Had a nine-yard reception vs. the N.Y. Giants (9/10) ... Returned his first NFL kickoff for a career-long 41 yards and collected a season-high three special teams tackles vs. Atlanta (10/1) ... Saw action in two playoff games, returning one kickoff for 24 yards ... Returned a kickoff 24 yards in an NFC Wild Card Game vs. Tampa Bay (12/31) ... Appeared in an NFC Divisional Playoff Game at the N.Y. Giants (1/7/00).

1999: Saw duty in 14 games, catching eight passes for 79 yards (9.9 avg.) with one TD ... Added 17 special teams tackles ... Was waived by Oakland on September 5th and was claimed by Philadelphia on September 6th ... Had three catches for 15 yards in his NFL debut vs. Tampa Bay (9/19) ... Caught a 27-yard TD pass from Donovan McNabb for his initial pro score at Arizona (12/5).

College: Finished his career at California with a school-record 197 receptions, a total that ranked third in Pac 10 annals behind current Chiefs teammate and former USC star Johnnie Morton (201) and Stanford's Darrin Nelson (223) ... Became just the third receiver in Cal history to eclipse the 1,000-yard receiving plateau when he produced a conference single-season record 100 catches for 1,150 yards (11.5 avg.) with four touchdowns as a senior ... Was a semi-finalist for the Biletnikoff

EXTRA POINTS

Douglas recovered a pair of onside kicks during his tenure with Philadelphia, both of which came on the opening kickoffs of games.

VETERANS

Award, given annually to the nation's top receiver ... Earned second-team All-America honors from *The Sports Network* and was an unanimous first-team All-Pac 10 selection.

Personal: A first-team All-California selection as a senior at Hanford High School in Hanford, California ... Finished his senior campaign ranked second in the state with 79 catches for 1,335 yards (16.9 avg.) with 13 TDs ... Added nine interceptions on defense ... Full name: Dameane Douglas (pronounced DAY-me-on) ... Single with a son, Damean (3) ... Resides in Hanford, California.



DOUGLAS' NFL STATISTICS



Year	Team	G-S	RECEIVING					SP TEAM
			No.	Yds.	Avg.	LG	TD	Tackles
1999	Philadelphia	14-0	8	79	9.9	29	1	17
2000	Philadelphia	6-0	1	9	9.0	9	0	6
2001	Philadelphia	16-0	5	77	15.4	27	2	17
2002	Philadelphia	16-0	0	0	0.0	--	0	17
Totals		52-0	14	165	11.8	29	3	57

Additional Stats: Has five kickoff returns for 101 yards – two returns for 50 yards in 2000, two returns for 32 yards in 2001 and one return for 19 yards in 2002.

POSTSEASON

Year	Team	G-S	RECEIVING					SP TEAM
			No.	Yds.	Avg.	LG	TD	Tackles
2000	Philadelphia	2-0	0	0	0.0	--	0	0
2001	Philadelphia	3-0	0	0	0.0	--	0	3
2002	Philadelphia	2-0	0	0	0.0	--	0	2
Totals		7-0	0	0	0.0	--	0	5

Additional Stats: Had a 24-yard kickoff return vs. Tampa Bay (12/31/00).

SINGLE GAME CAREER HIGHS

Receptions: 5 at Tampa Bay (1/6/02)
Receiving Yards: 77 at Tampa Bay (1/6/02)
Long Reception: 29 at Arizona (12/5/99)
Touchdowns: 2 at Tampa Bay (1/6/02)

VETERANS

92

Eric
DOWNING
 Defensive Tackle • 6-3 • 315



Syracuse
Draft (No. 3a - 2001)

Born: September 16, 1978 **NFL: 3 (3rd with Chiefs)**
Ahoskie, North Carolina **GP/GS: (28/13) Playoffs: (0/0)**

Pro Career: Talented, young defensive tackle entering his third campaign in Kansas City in 2003 ... Got off to a great start as a rookie in 2001 before hernia surgery curtailed his contributions a year ago ... Is completely healthy heading into this season and should compete for substantial playing time in the club's defensive tackle rotation ... Has made rapid progress since joining the club and continues to show steady improvement under the direction of Chiefs defensive line coaches Bob Karmelowicz and Carl Hairston ... Possesses solid size and excellent quickness coming off the ball ... Was thrust into the starting spotlight six games into his rookie year and did not relinquish that post for the remainder of the season, opening the final nine games of 2001 ... Those nine starts were the most by a Chiefs rookie defensive tackle since '84 ... Received the club's 2001 Mack Lee Hill Award, given annually to Kansas City' top rookie or first-year player ... Owns 28 games (13 starts) of NFL experience, recording 74 tackles (41 solo), 2.0 sacks (-15.0 yards), one forced fumble, three passes defended and seven QB pressures ... Originally entered the NFL as Kansas City's first overall pick, when he was selected as the first of the Chiefs two picks in the third round (75th overall) of the 2001 NFL Draft.

2002: Appeared in 13 games (four starts), making 38 tackles (21 solo) with two coming behind the line, one pass defended, a half of a sack (-4.0 yards) and four QB pressures ... Was inactive for the first three games of the season after undergoing hernia surgery on August 20th ... Recorded a tackle in his first game of the season vs. Miami (9/29) ... Registered one tackle for loss at the N.Y. Jets (10/6) ... Made one tackle at San Diego (10/13) ... Tallied five tackles vs. Denver (10/20) ... Accounted for one tackle and one QB pressure vs. Oakland (10/27) ... Produced a career-high eight tackles and two QB pressures at San Francisco (11/10) ... Started his first game of the season at NT in place of an injured Derrick Ransom vs. Buffalo (11/17) and tied a career high with eight tackles ... Totaled four tackles with one behind the line and one QB pressure at Seattle (11/24) ... Amassed one tackle, one pass defended and half of a sack of Jake Plummer vs. Arizona (12/1) ... Recorded one tackle vs. St. Louis (12/8) ... Registered three tackles at Denver (12/15) ... Made four tackles at Oakland (12/28).

EXTRA POINTS

Downing began his collegiate career at Coffeyville Community College in Coffeyville, Kansas before transferring to Syracuse.

2001: Played in 15 games with nine starts at defensive tackle ... Was inactive one game ... Won the club's Mack Lee Hill Award after recording 36 tackles (20 solo), three tackles for loss, three QB pressures, a forced fumble, 1.5 sacks (-11.0 yards) and two passes defended ... Became the first Chiefs DT to start nine games as a rookie since Bill Maas opened 14 games in '84 ... Was inactive vs. Oakland (9/9) ... Made his first pro tackle vs. the N.Y. Giants (9/23) ... Had three tackles at Arizona (10/21) ... Got his first career NFL pass defended vs. Indianapolis (10/25) ... Moved into the starting lineup for the final nine games of the season due to a rash of injuries ... Made two tackles in his first career NFL start in place of an injured Nate Hobgood-Chittick at San Diego (11/4) ... Collected four tackles and two QB pressures at the N.Y. Jets (11/11) ... Recorded five tackles vs. Denver (12/16) and half of a sack of Jarious Jackson, forcing his first NFL fumble on the play ... Registered three tackles and sacked Doug Flutie vs. San Diego (12/23) ... Made four tackles and a pass defended at Jacksonville (12/30) ... Collected a season-high six tackles and a QB pressure at Seattle (1/6/02).

College: Appeared in 31 games (22 starts) during his three seasons at Syracuse ... Recorded 113 tackles (57 solo), 2.5 sacks (-10.0 yards) and 25 QB pressures ... Also had four passes defended, two forced fumbles and one fumble recovery ... Started all 11 games at left defensive tackle during his senior campaign, finishing fifth on the team with 62 tackles (23 solos), 9.0 tackles for loss, half a sack (-4.0 yards), 21 QB pressures, two forced fumbles and one fumble recovery ... Earned second-team All-Big East honors ... As a junior, opened all 11 games at right defensive tackle, recording 43 tackles (29 solos) with 2.0 sacks (-6.0 yards), 11.0 stops for loss, four passes defended and four QB pressures ... Spent one year at Coffeyville Community College in Coffeyville, Kansas before transferring to Syracuse.

Personal: Was a first-team all-state selection by the *Newark Star-Ledger* at John F. Kennedy High School in Paterson, New Jersey ... Was a '96 North Union All-Star and All-Conference selection, as well ... Led team to a 9-3 record as a senior, serving as a squad captain ... Full name: Eric Lamont Downing ... Single ... Resides in Lee's Summit, Missouri.

VETERANS



DOWNING'S NFL STATISTICS



Year	Team	G-S	TACKLES			FUMBLES		SACKS	INTS	PASSES	QB
			Solos	Asst.	Total	Rec.	For.	No./Yds.	No./Yds.	Defended	Pressures
2001	Kansas City	15-9	20	16	36	0	1	1.5/11.0	0/0	2	3
2002	Kansas City	13-4	21	17	38	0	0	0.5/4.0	0/0	1	4
Totals		28-13	41	33	74	0	1	2.0/15.0	0/0	3	7

SINGLE GAME CAREER HIGHS

Tackles: 8 at San Francisco (11/10/02)
vs. Buffalo (11/17/02)

Sacks: 1.0 vs. San Diego (12/23/01)

Passes Defended: 1 vs. Indianapolis (10/25/01)
at Jacksonville (12/30/01)
vs. Arizona (12/1/02)

Forced Fumbles: 1 vs. Denver (12/16/01)

QB Pressures: 2 at N.Y. Jets (11/11/01)
at San Francisco (11/10/02)

HALL OF FAME FACT

RB Marcus Allen registered his 100th rushing TD on a one-yard dive in a snowstorm at Denver (10/22/95).



HALL OF FAME FACT

QB Len Dawson owns an NFL record by leading the league (AFL or NFL) in completion percentage eight seasons.



89

Jason DUNN

Tight End • 6-6 • 276



Born: November 15, 1973
Harrodsburg, Kentucky

Eastern Kentucky
Free Agent (2000)
NFL: 7 (4th with Chiefs)
GP/GS: (81/38) Playoffs: (1/1)

Pro Career: Massive seventh-year tight end entering his fourth campaign in the Red and Gold ... Expected to once again serve as the club's second tight end behind four-time Pro Bowler Tony Gonzalez ... Originally inked with Kansas City as a free agent on July 11th of 2000 ... Is arguably one of the finest blockers at his position in the league ... When healthy, can be truly dominating at the point of attack, providing an element of power to the Chiefs ground game ... Few other tight ends can match his combination of size and strength ... Gives Kansas City a whopping one-two punch when he and Gonzalez align in two-TE sets ... The Chiefs frequently utilized that arrangement in 2002 when he started four contests ... Played an important role in helping Priest Holmes claim the NFL's rushing crown in 2001 ... Although not a frequent target in the passing game, is a dependable pass catcher who is truly tough to bring down once he gets the ball in his hands ... Still striving to compile his first injury-free campaign since his rookie season with Philadelphia in '96 ... Appears to be fully recovered from a left shoulder injury which cost him five games in 2002 ... Saw action in the first 15 contests of 2001 before hyperextending his right elbow in the next-to-last game of the year ... Sat out the first two games of 2000 with a preseason clavicle injury after successfully rebounding from a left knee injury which sidelined him for the final six games of the '98 season and cost him the entire '99 campaign ... Was also slowed by a knee injury in mini-camp in '97 after playing in every game as a rookie ... Has appeared in 81 regular season games (38 starts) with the Eagles and Chiefs ... Owns 48 career receptions for 653 yards (13.6 avg.) with five TDs ... Started one playoff game with Philadelphia in '96 ... Originally entered the NFL as the second-round selection (54th overall) of the Eagles in the '96 NFL Draft.

EXTRA POINTS

Dunn is the youngest of 11 siblings. His brother James once went to training camp with the Dallas Cowboys and his brother Walter went to camp with the N.J. Generals of the USFL.

Kansas City (2000-02): Has seen duty in 40 games with 12 starts for the Chiefs, producing eight catches for 96 yards (12.0 avg.) with one TD ... Also owns two kickoff returns for 34 yards.

2002: Played in 11 games (four starts) at TE, recording two catches for 16 yards ... Was inactive for five games with a left shoulder injury ... Started at TE at Cleveland (9/8) and vs. Jacksonville (9/15) when the club opened in a two-TE formation. Caught one pass for 11 yards against the Jaguars ... Was inactive at New England (9/22), vs. Miami (9/29), at the N.Y. Jets (10/6), at San Diego (10/13) and vs. Denver (10/20) with a left shoulder injury suffered on September 18th ... Made one catch for five yards vs. Oakland (10/27) ... Saw duty as the club's second TE at San Francisco (11/10), vs. Buffalo (11/17), at Seattle (11/24) and vs. Arizona (12/1) ... Served as the club's second TE and on special teams vs. St. Louis (12/8) and at Denver (12/15) ... Started at TE when the club opened in two-TE formations vs. San Diego (12/22) and at Oakland (12/28).

2001: Appeared in 15 games (six starts) as the club's second TE ... Produced four receptions for 54 yards (13.5 avg.) and one TD ... Also returned two kickoffs for 34 yards ... Served as the club's second TE vs. Oakland (9/9), catching one pass for six yards and returning his first two career kickoffs for 34 yards ... Worked in a reserve role vs. the N.Y. Giants (9/23), at Washington (9/30), at Denver (10/7) and vs. Pittsburgh (10/14) ... Started when the team opened in a two-TE formation at Arizona (10/21) ... Caught a season-long 28-yard pass vs. Indianapolis (10/25) ... Saw reserve action on offense and on the kickoff return team at San Diego (11/4) and at the N.Y. Jets (11/11) ... Started vs. Seattle (11/25), vs. Philadelphia (11/29) and at Oakland (12/9) when the team opened in a two-TE package ... Was the club's second TE vs. Denver (12/16) ... Caught two passes for 20 yards with a three-yard TD reception vs. San Diego (12/23), marking his first TD with the Chiefs and first scoring reception since '97. Also caught a 17-yard pass on the club's game-winning drive ... Started the game as the club's second TE at Jacksonville (12/30), but left the game in the third quarter after hyperextending his right elbow ... Was subsequently placed on injured reserve on January 4th.

VETERANS

2000: Played in 14 games at TE (two starts) ... Finished the year with two receptions for 26 yards and one tackle on special teams ... Was inactive vs. Indianapolis (9/3) and at Tennessee (9/10) with a clavicle injury suffered in the preseason ... Saw his first action in a Chiefs uniform at TE vs. San Diego (9/17) ... Caught one pass for six yards vs. Buffalo (11/19) and had a tackle on a blocked FG attempt ... Saw action as the club's second TE at San Diego (11/26) and at New England (12/4) ... Had one reception for 20 yards vs. Carolina (12/10) ... Started at TE vs. Denver (12/17) and at Atlanta (12/24) when the team opened in a two-TE set.

Philadelphia (1996-98): Was cut by the Eagles on June 17th of '99 after failing a team physical ... Appeared in 41 games (25 starts) during his tenure with the Eagles ... Caught 40 passes for 557 yards (13.9 avg.) with four TD receptions.

1998: Started 10 games before suffering a season-ending knee injury ... Registered 18 receptions for 132 yards (7.3 avg.) ... Hauled in a career-high four passes at Washington (10/11) ... Tore the posterior cruciate ligament in his left knee at Green Bay (11/29) and was subsequently placed on injured reserve on December 1st.

1997: Played in 15 games (four starts) despite being slowed by a knee injury suffered during mini-camp ... Had seven catches for 93 yards (13.3 avg.) and four TDs ... Started four of the first six contests before seeing his role reduced when the offense went to a three-WR set ... Ran over three would-be tacklers for a 31-yard TD vs. Pittsburgh (11/23) ... Added another 31-yard TD at Washington (12/21).

1996: Emerged as one of the league's most promising tight ends during his rookie season when he played in all 16 games (12 starts) ... Recorded 15 receptions for 332 yards (22.1 avg.) with two touchdowns ... Capped the season by earning NFL All-Rookie Team honors from *Pro Football Weekly*, *Football News* and *Pro Football Newsweekly* ... Six of his 15 catches during his rookie year covered 24 yards or more ... Snared a 54-yard pass from Rodney Peete at Washington (9/1) ... Hauled in a career-long 58-yard pass vs. Atlanta (9/22) ... Registered his first pro TD on a nine-yard pass from Ty Detmer vs. Carolina (10/27) ... Had a 21-yard catch vs. Washington (11/17) and a 32-yard reception at Arizona (11/24) ... Hauled in his second career TD on a 14-yard reception vs. the N.Y. Giants (12/1).

College: Played at Eastern Kentucky where he worked at TE and was also utilized as a part-time pass rusher as a defensive lineman ... Despite playing in a run-oriented offense, completed his career with 41 receptions for 615 yards and three TDs, plus 19 rushes for 199 yards (10.5 avg.), including two touchdown runs of 68 and 55 yards ... During his senior campaign, had 20 receptions for 221 yards (11.0 avg.) and two TDs ... Registered 4.0 sacks and five tackles on defense, while forcing one fumble and recovering two others ... During his Colonel career, he helped ECU reach the Division I-AA playoffs four consecutive seasons ... Majored in Psychology at Eastern Kentucky.

Personal: Was a four-sport star at Harrodsburg High School in Harrodsburg, Kentucky, earning all-state honors in football as he played multiple positions, including LB, QB, T, FB and WR ... Also lettered in basketball, baseball, and track ... Formed the "Dunn 4 Kids Foundation" with his siblings in 2000, which benefits charitable organizations in Kansas City and Lexington, Kentucky, including the Salvation Army ... Full name: Jason Adam Dunn ... Single ... Resides in Kansas City, Missouri.

VETERANS



DUNN'S NFL STATISTICS



RECEIVING

Year	Team	G-S	No.	Yds.	Avg.	LG	TD
1996	Philadelphia	16-12	15	332	22.1	58	2
1997	Philadelphia	15-4	7	93	13.3	31	2
1998	Philadelphia	10-10	18	132	7.3	21	0
2000	Kansas City	14-2	2	26	13.0	20	0
2001	Kansas City	15-6	4	54	13.5	28	1
2002	Kansas City	11-4	2	16	8.0	11	0
Totals		81-38	48	653	13.6	58	5

POSTSEASON

Year	Team	G-S	No.	Yds.	Avg.	LG	TD
1996	Philadelphia	1-1	0	0	0.0	--	0
Totals		1-1	0	0	0.0	--	0

Additional Stats: Had one carry for a five-yard loss vs. Washington (11/15/98). Recorded a tackle on a blocked FG attempt vs. Buffalo (11/19/00). Returned two kickoffs for 34 yards (17.0 avg.) with a long of 18 yards vs. Oakland (9/9/01).

SINGLE GAME CAREER HIGHS

Receptions: 4 at Washington (10/11/98)

Touchdowns: 1, five times, last vs. San Diego

Receiving Yards: 58 at Atlanta (9/22/96)

(12/23/01)

Long Reception: 58 at Atlanta (9/22/96)

43

Omar
EASY

Fullback • 6-1 • 245



Born: October 29, 1977
Spanish Town, Jamaica

Penn State
Draft (No. 4 - 2002)
NFL 2 (2nd with Chiefs)
GP/GS: (7/0) Playoffs (0/0)

Pro Career: Bruising Jamaican native seeking to continue honing his skills in his second NFL season with Kansas City in 2003 ... Should be able to make a bigger contribution this season after gaining valuable experience working behind Tony Richardson in 2002 ... Was the club's primary fullback for the final two games of 2002 when Richardson was sidelined with a shoulder injury ... Showed flashes of his brilliance in his limited opportunities as a collegiate ball carrier, but will continue to work primarily as a blocker and special teams performer ... Saw action in seven games as a rookie, catching three passes for 23 yards ... His initial NFL reception resulted in a six-yard touchdown vs. San Diego (12/22/02) ... Also racked up five special teams stops during his initial NFL campaign ... A gifted athlete who spent countless hours in the weight room transforming his body from that of a soccer player to that of a professional-caliber football player ... Originally entered the NFL as a fourth-round draft choice (107th overall) of the Chiefs in the 2002 draft.

EXTRA POINTS
Easy was born in Jamaica and was an avid soccer and cricket player before he moved to Massachusetts where he began his football career when he was 16 years old.

2002: Saw duty in seven games on special teams ... Took snaps on offense in two games and was inactive for nine games ... Recorded three catches for 23 yards (7.7 avg.) with a TD and five special teams tackles ... Was inactive at Cleveland (9/8) ... Made a special teams tackle in his NFL debut at New England (9/22) ... Recorded a special teams tackle vs. Miami (9/29) ... Tallied a career-high three special teams stops at the N.Y. Jets (10/6) ... Was inactive vs. Oakland (10/27), at San Francisco (11/10), vs. Buffalo (11/17), at Seattle (11/24), vs. Arizona (12/1), vs. St. Louis (12/8) and at Denver (12/15) ... Saw reserve action at FB in place of an injured Tony Richardson vs. San Diego (12/22), catching his first three NFL passes for 23 yards, including his initial NFL reception for a six-yard TD from QB Trent Green ... Saw reserve action at FB at Oakland (12/28).

College: Saw action in 42 games (three starts) at Penn State, carrying the ball 155 times for 659 yards (4.3 yards) with five TDs ... Also caught 26 passes for 250 yards (9.6 avg.) with one score ... Appeared in 11 games (two starts) as a senior, rushing 45 times for a career-high 196 yards (4.4 avg.) with a TD and catching nine passes for 70 yards (7.8 avg.) ... Saw action in all 11 games (one start) in 2000, carrying the ball 44 times for 176 yards (4.0 avg.) and adding a career-high 14 receptions for 153 yards (10.9 avg.) with a TD ... Played in all 11 games as a sophomore, rushing 27 times for 146 yards (5.4 avg.) with two scores and a 17-yard reception ... Played in nine games his freshman season, garnering 39 carries for 141 yards (3.6 avg.) with two TDs and also had two receptions for 10 yards ... Graduated with a degree in Journalism from Penn State.

Personal: Rushed for 2,193 yards (13.8 avg.) with 28 TDs in just two years at Everett High School in Everett, Massachusetts ... Earned Gatorade and USA Today Massachusetts Player of the Year honors ... Interned during the 2001 off-season with Minitab, a computer company ... His brother, George, is a freshman basketball player at St. Francis University ... Full name: Omar Xavier Easy ... Single ... Resides in Overland Park, Kansas.

VETERANS



EASY'S NFL STATISTICS



Year	Team	G-S	RUSHING				RECEIVING				SP. TEAM		
			No.	Yds.	Avg.	LG TD	No.	Yds.	Avg.	LG TD	Tackles		
2002	Kansas City	7-0	0	0	0.0	--	0	3	23	7.7	13	1	5
Totals		7-0	0	0	0.0	--	0	3	23	7.7	13	1	5

SINGLE GAME CAREER HIGHS

Receptions: 3 vs. San Diego (12/22/02) **Long Reception:** 13 vs. San Diego (12/22/02)
Receiving Yards: 23 vs. San Diego (12/22/02) **Receiving TDs:** 1 vs. San Diego (12/22/02)

STREAKS AND MILESTONES: Caught his first NFL pass for a six-yard TD vs. San Diego (12/22/02).

38**Clint
FINLEY**

Safety • 6-0 • 210

**Born: March 27, 1977**
Andrews, Texas**Nebraska**
Free Agent (2003)
NFL: 1 (1st with Chiefs)
GP/GS: (1/0) Playoffs: (0/0)

Pro Career: Promising safety prospect making his second trip to Chiefs training camp in 2003 ... Spent the majority of last season on the practice squad before being activated to the 53-man roster for the final contest of 2002 ... Is expected to battle for a reserve spot in the secondary and a role on special teams ... Saw duty for the Berlin Thunder of NFL Europe this spring ... Attended training camp with the Chiefs a year ago, but was released on September 1st and added to the practice squad the following day ... Spent the first 16 weeks of the season on the practice squad before being promoted to the 53-man roster on December 26th ... Originally entered the NFL as a rookie free agent with Kansas City in 2002.

NFL Europe (2003): Saw duty in 10 games (nine starts) for the Berlin Thunder ... Ranked second on the squad with 49 tackles (37 solo), adding two passes defended, a forced fumble and eight special teams stops.

2002: Spent the first 16 weeks of the season on the practice squad before being promoted to the 53-man roster on December 27th ... Made one special teams tackle in his initial NFL contest at Oakland (12/28).

College: Saw action in 41 games (15 starts) at Nebraska, recording 91 tackles (44 solo), 4.0 tackles for loss, eight passes defended and four INTs for 63 yards with a TD, as well as two fumble recoveries and a forced fumble ... Saw duty in 11 games (one start) as a senior, recording 22 tackles (18 solo), a tackle for loss and four passes defended ... Appeared in 12 games (eight starts) in '99, posting 27 tackles, a fumble recovery, an INT and three passes defended ... Played in nine games (five starts) as a sophomore, missing the first three games with a knee strain ... Started the final five games of the regular season and the Holiday Bowl ... Produced a career-high 28 tackles, 3.0 tackles for loss, a fumble recovery and a forced fumble ... Added a career-high three INTs for 63 yards, one of which he returned 42 yards for a TD ... Saw action in nine games (one start) as a freshman, making 14 tackles and a pass defended ... Majored in Sociology at Nebraska.

Personal: Served as a QB at Cuero High School in Cuero, Texas where he earned all-state honors ... Passed for 1,789 yards with 20 TDs and ran for an additional 834 yards as a senior ... Won the state title in the 110-meter high hurdles and 300-meter intermediate hurdles as a senior ... His father is a high school football coach at Arlington High School in Arlington, Texas ... Was part of the 2002 Chiefs Rookie Club, a group which made monthly visits to charitable organizations as an introduction to community service ... Full name: Clint Cade Finley ... Single ... Resides in Kansas City, Missouri.

EXTRA POINTS

Finley's brother, Joe Jon is a freshman tight end at the University of Oklahoma.

VETERANS**48****Willie
FORD**

Cornerback • 6-2 • 200

**Born: May 12, 1978**

San Francisco, California

Syracuse
Free Agent (2003)
NFL: 1 (1st with Chiefs)
GP/GS: (0/0) Playoffs: (0/0)

Pro Career: Free agent cornerback entering his first training camp with Kansas City after signing with the club on April 15th of 2003 ... Gained practice squad experience with the Titans and Steelers in 2002, but is still seeking his first opportunity to crack a 53-man roster ... Went to camp with Oakland a year ago, but was released on August 27th ... Joined Tennessee's developmental squad on September 10th where he remained until November 15th ... Rejoined the Titans practice squad on

November 22nd before being released on November 29th ... Was added to Pittsburgh's practice squad on January 7th of 2003 ... Originally entered the NFL as a rookie free agent with Oakland in 2002.

College: Recorded 110 tackles and three interceptions at Syracuse ... Led the Orangemen with 18 passes defended in addition to 63 tackles and two INTs as a starter his senior year ... Registered 29 tackles and ranked second on the team with 11 passes defended as a junior starter ... Opened five games as a sophomore, collecting 31 tackles ... Amassed a career-high 15 tackles vs. West Virginia ... Was one of only four true freshman to see action ... Majored in Social Work at Syracuse.

Personal: Was an all-league selection and the '97 New England Player-of-the-Year as a senior at New Hampton Prep School in Falmouth, Massachusetts ... Totaled 56 career scores as a prep star ... Rushed for 1,368 yards and 18 TDs as a senior ... Full name: William Henry Ford ... Single with two sons, DeVaun and Jahmal ... Resides in New Bedford, Massachusetts.

EXTRA POINTS

Ford entered the NFL in 2002 as a rookie free agent with the Oakland Raiders.

71

Eddie FREEMAN

Defensive End • 6-5 • 307

Born: January 4, 1978
Mobile, Alabama

Alabama - Birmingham
Draft (No. 2 - 2002)
NFL: 2 (2nd with Chiefs)
GP/GS: (15/0) Playoffs: (0/0)



Pro Career: Talented and versatile defensive lineman joined Kansas City as a second-round selection (43rd overall) in the 2002 NFL Draft ... Was originally projected to be able to work at both end or tackle, but injuries on the defensive front forced him to spend the majority of his rookie campaign working at defensive tackle ... Made rapid progress as an interior lineman as the season progressed ... May still see time at tackle, but is expected to concentrate his efforts at end in his second pro campaign ... Combines speed and quickness off the edge and should continue to hone his pass-rushing skills in 2003 ... Showed flashes of his potential in the pass-rushing department a year ago when he racked up 4.0 sacks, including a two-sack outing ... Has also displayed an ability to stuff the run and should continue to hone his all-around skills after spending a complete off-season working with defensive line coaches Bob Karmelowicz and Carl Hairston ... Expected to also benefit from a full year in Kansas City's strength and conditioning program, as well ... Plays the game with a high energy level, giving maximum effort on every snap ... Has seen action in 15 NFL games, producing 31 tackles (15 solo), including one for loss, 4.0 sacks (-27.0 yards) and two passes defended ... Entered the NFL as the Chiefs second-round draft choice (43rd overall) in 2002.

EXTRA POINTS

Freeman was one of seven players from Alabama - Birmingham to play in the NFL in 2002. UAB began its football program as an NCAA Division III in '91 before going Division I in '96.

2002: Played in 15 games on defense and was inactive for one contest ... Accounted for 31 tackles (15 solo), including one for loss, 4.0 sacks (-27.0 yards) and two passes defended ... Produced a tackle and a pass defended in his first NFL game at Cleveland (9/8) ... Made three tackles vs. Jacksonville (9/15) ... Was inactive vs. Miami (9/29) ... Recorded one tackle at the N.Y. Jets (10/6) ... Tallied two tackles with one behind the line at San Diego (10/13) ... Collected four tackles and got his first NFL sack on Jeff Garcia at San Francisco (11/10) ... Recorded a career-high five tackles and a sack of Drew Bledsoe vs. Buffalo (11/17) ... Collected three tackles and a career-high 2.0 sacks against Josh McCown vs. Arizona (12/1) ... Recorded four tackles at Denver (12/15) ... Registered three tackles at Oakland (12/28).

College: Played in 44 games (40 starts) in his four seasons of action at Alabama - Birmingham ... Recorded 184 tackles (107 solo), 36.0 tackles for loss (-187.0 yards), 14.0 sacks (-134.0 yards), 15 passes defended, three fumble recoveries and four forced fumbles ... Started all 11 games as a senior, collecting 55 tackles (32 solo), 3.0 sacks (-18.0 yards) and 10.0 tackles for loss (-31.0

yards) ... Also added a forced fumble, three pass deflections and six QB pressures ... Started all 11 games as a junior, recording 34 tackles (17 solo), 5.5 sacks (-49.0 yards), 10.0 tackles for loss, five passes defended, 10 QB pressures, two fumble recoveries and two forced fumbles ... Opened all 11 games as a sophomore, finishing with a career-best 56 tackles (38 solo), 2.0 sacks (-27.0 yards) and 5.0 tackles for a loss ... Also forced a fumble and recovered one, as well as registering four passes defended ... Played in all 11 games (seven starts) his freshman season, producing 39 tackles (20 solo), including a career-high 11.0 tackles for loss, 4.0 sacks (-40.0 yards) and three passes defended ... Majored in Mass Communications at Alabama - Birmingham.

Personal: A four-year starter and letterwinner at B.C. Rain High School in Mobile, Alabama ... Played tight end and defensive end, catching 21 passes for 279 yards and two TDs, in addition to recording 29 tackles as a senior ... Had 26 receptions for 312 yards and two TDs as a junior ... Serves as a spokesperson for the American Diabetes Association. Was diagnosed with Type II diabetes during his rookie season and currently works with the ABA to promote healthy eating, exercise and good life decisions ... Was part of the 2002 Chiefs Rookie Club, a group which made monthly visits to charitable organizations as an introduction to community service ... Full name: Eddie V. Freeman ... Single ... Resides in Leawood, Kansas.



FREEMAN'S NFL STATISTICS



Year	Team	G-S	TACKLES			FUMBLES		SACKS	INTS	PASSES	QB
			Solos	Asst.	Total	Rec.	For.	No./Yds.	No./Yds.	Defensed	Pressures
2002	Kansas City	15-0	15	16	31	0	0	4.0/27.0	0/0	2	0
Totals		15-0	15	16	31	0	0	4.0/27.0	0/0	2	0

SINGLE GAME CAREER HIGHS

Tackles: 5 vs. Buffalo (11/17/02)

Sacks: 2.0 vs. Arizona (12/1/02)

Passes Defensed: 1 at Cleveland (9/8/02)
at Seattle (11/24/02)

51

Scott

FUJITA

Linebacker • 6-5 • 247

California

Draft (No. 5 - 2002)

NFL 2 (2nd with Chiefs)

GP/GS: (16/9) Playoffs: (0/0)

Born: April 28, 1979
Ventura, California



VETERANS

Pro Career: Athletic and cerebral linebacker who was one of the brightest surprises of the Chiefs 2002 draft class ... Entered the NFL with little fanfare as a fifth-round pick a year ago, but ended up starting nine of the club's final 11 games at the left outside "SAM" linebacker position ... Is the top candidate to serve as the starter at that post once again in 2003 ... Voted by his teammates as the winner of the team's prestigious Mack Lee Hill Award last season, an honor presented annually to the club's top rookie or first-year performer ... Was also selected to *Pro Football Weekly's* All-Rookie team for his efforts ... Entered his initial NFL training camp simply looking to earn a spot on the roster ... Quickly made the transition from a special-teams performer working in the club's sub-defenses to a full-time contributor ... Moved into the starting lineup in the sixth game of the season and never relinquished his hold on that spot ... His nine starts were the most by a Chiefs rookie linebacker since Percy Snow opened 14 contests in '90 ... Former college walk-on credits the veteran performers in Kansas City's linebacking corps with aiding in his development last season ... Should only continue to improve with another

EXTRA POINTS

Fujita's adopted father, Rod is of Japanese-American descent and was born in a World War II Internment camp, while his paternal grandfather, Nagao, was enlisted in the U.S. Army and fighting for the United States in Italy.

season of experience to his credit ... Lanky linebacker has solid speed and is capable of delivering bone-jarring hits at the point of attack or in the open field ... Also a valuable special teams contributor who displayed his athletic ability by chasing down some of the league's speediest return men a year ago ... Has seen action in 16 career games (nine starts), recording 63 tackles (49 solo), a sack (-8.0 yards), six passes defended and two QB pressures ... Also has 15 tackles and a fumble recovery on special teams ... Entered the NFL as a fifth-round draft choice (143rd overall) of the Chiefs in 2002.

2002: Saw action in 16 games on special teams and took snaps on defense in 14 games (nine starts) ... Produced 63 tackles (49 solo) on defense, six passes defended, two QB pressures and a sack (-8.0 yards) ... Tied for second on the team with 15 special teams stops ... Also had a fumble recovery on special teams ... Won the club's Mack Lee Hill Award, presented annually to the club's top rookie or first-year performer ... Made three tackles in his initial NFL game at Cleveland (9/8) ... Had five tackles at the N.Y. Jets (10/6) ... Made his first career start at San Diego (10/13), recording six tackles, a career-high three special teams stops, a pass defended and a recovery of a WR Tamarick Vanover fumble on punt coverage ... Started vs. Denver (10/20) and tallied five tackles; a pass defended and two special teams stops ... Did not start when the club opened in its nickel package vs. Oakland (10/27) ... Produced seven tackles and a QB pressure in a starting role at San Francisco (11/10) ... Started vs. Buffalo (11/17), producing a career-high nine tackles ... Collected eight tackles and a career-high two passes defended in a start at Seattle (11/24) ... Opened vs. Arizona (12/1) ... Recorded five tackles and his first career NFL sack against Jamie Martin vs. St. Louis (12/8). Also had two special teams tackles, making a TD-saving tackle by chasing down speedy WR Terrence Wilkins from behind on a punt return ... Registered seven tackles in a start at Denver (12/15) ... Started vs. San Diego (12/22) ... Did not start when the club opened in the nickel at Oakland (12/28).

College: Former walk-on safety at California who earned a scholarship after making the transition from safety to linebacker during his redshirt freshman campaign ... Played in 39 games (24 starts) for the Golden Bears, recording 124 tackles (92 solo), 21.0 tackles for loss, 7.0 sacks (-54.0 yards), four passes defended, two forced fumbles and a fumble recovery ... Opened all 11 games at weakside LB in 2001, registering 60 tackles (43 solo), 7.0 tackles for loss, 2.5 sacks (-23.0 yards), three passes defended and two forced fumbles ... An honorable mention All-Pac 10 selection who was also a first-team Academic All-Pac 10 choice ... Started all 11 games as a junior, earning honorable mention All-Pac 10 honors after recording 41 tackles (33 solo), 13.0 tackles for loss, 4.0 sacks (-28.0 yards), a pass defended and a fumble recovery ... Played in 10 games (two starts) to earn honorable mention Academic All-Pac 10 honors as a sophomore ... Collected 15 tackles (11 solo), a tackle for loss and a half of a sack (-3.0 yards) ... Saw duty in seven games as a redshirt freshman, playing mainly on special teams after switching from safety to linebacker ... Finished the season with eight tackles ... Graduated with a degree in Political Science and earned his Masters in Education at California.

Personal: A standout two-sport athlete at Rio Mesa High School in Rio Mesa, California where he earned first-team All-Channel League and All-Ventura County honors in both football and basketball ... Played safety and tight end, registering 118 tackles, 4.0 sacks, five INTs, in addition to 15 receptions for 350 yards and six TDs ... Earned Defensive MVP honors in the '97 Ventura County East-West All-Star Game after grabbing a pair of INTs, including one he returned 50 yards for a TD ... Averaged 15 points and 10 rebounds per game in his final basketball season ... Won the halftime slam dunk contest in the Ventura County All-Star Game his senior year ... Also lettered in track and field in the long jump, triple jump and high jump ... Was recruited by several Ivy League schools ... Was part of the 2002 Chiefs Rookie Club, a group which made monthly visits to charitable organizations as an introduction to community service ... Is active in numerous Chiefs Community Relations events and is a popular speaker at area schools ... Full name: Scott Anthony Fujita (pronounced Foo-GEE-ta) ... Married, wife Jaclyn ... The Fujitas reside in Leawood, Kansas.



FUJITA'S NFL STATISTICS



Year	Team	TACKLES				SACKS No./Yds.	FUMBLES For.	INTS Rec. No./Yds.	PASSES Defended	SP. TEAMS Tackles	
		G-S	Solos	Asst.	Total						
2002	Kansas City	16-9	49	14	63	1.0/8.0	0	0	0/0	6	15
Totals		16-9	49	14	63	1.0/8.0	0	0	0/0	6	15

Additional Stats: Had two QB pressures in 2002. Recovered a fumble on special teams at San Diego (10/13/02).

SINGLE GAME CAREER HIGHS

Tackles: 9 vs. Buffalo (11/17/02)

Sacks: 1.0 vs. St. Louis (12/8/02)

Passes Defended: 2 at Seattle (11/24/02)

QB Pressures: 1 at San Francisco (11/10/02)

vs. Buffalo (11/17/02)

Sp. Teams Tackles: 3 at San Diego (10/13/02)

83

Kendall GAMMON

Tight End • 6-4 • 255



Born: October 23, 1968
Wichita, Kansas

Pittsburg State
Unrestricted Free Agent (2000)
NFL: 12 (4th with Chiefs)
GP/GS: (176/0) Playoffs: (7/0)

Pro Career: Long-snapper extraordinaire entering his fourth campaign in Kansas City ... Joined the Chiefs as an unrestricted free agent from New Orleans on February 23rd of 2000 ... Arguably one of the most consistent deep snappers in the business ... Has solidified Kansas City's special teams with his accuracy on both his punt and placement snaps ... Also works as the club's fourth tight end in short-yardage and goal-line sets ... Talented local performer from nearby NCAA Division II powerhouse Pittsburg State in Pittsburg, Kansas ... Played guard and tackle in the collegiate ranks and could be called upon in a pinch to work on the offensive front after seeing limited action at right tackle for the Steelers as a rookie in '92 ... Made previous pro stops with Pittsburgh ('92-95) and New Orleans ('96-99) before coming to Kansas City in 2000 ... Has played in every game of his pro tenure, a string of 176 consecutive games over the past 11 seasons ... Owns 35 special teams tackles during his pro career, as well as one kickoff return for nine yards ... Has seven games of playoff experience with the Steelers, including an appearance in Super Bowl XXX following the '95 campaign ... Originally joined the NFL ranks as an 11th-round draft selection (291st overall) of Pittsburgh in '92.

EXTRA POINTS

Gammon has produced his own instructional video on long snapping entitled "SnapRight."

Kansas City (2000-02): Has handled the long-snapping duties on punts and placement kicks in 48 games for the Chiefs, producing eight special teams tackles.

2002: Handled the team's long-snapping chores in all 16 games ... Collected three special teams tackles ... Made one special teams stop at New England (9/22) and had two at Denver (12/15).

2001: Handled the team's long snapping duties in 16 games ... Made two special teams stops ... Recorded a special teams tackle vs. the N.Y. Giants (9/23) and had one vs. Indianapolis (10/25).

2000: Handled the long snapping duties in all 16 games ... Had three special teams tackles ... Got his special teams stops vs. Indianapolis (9/3), at San Diego (11/26) and at New England (12/4).

New Orleans (1996-99): Spent four seasons with the Saints, handling the long-snapping duties in 64 consecutive games ... Recorded 13 special teams tackles (10 solo) ... Originally signed with the club as a free agent on August 28th of '96.

1999: Played in all 16 games, snapping for all the team's punts and placements ... Made one tackle on a fumble return at Chicago (10/3) ... Returned a kickoff for nine yards at Jacksonville (11/21) ... Lone special teams tackle came vs. St. Louis (12/12).

1998: Snapped for punts and placements in all 16 games, posting three special teams tackles ... Got special teams tackles at St. Louis (9/6), vs. New England (10/4) and at Miami (11/29).

1997: Handled the Saints snapping duties in all 16 games, producing a career-high seven tackles (six solo) on special teams ... Recorded a career-high three special teams stops at Chicago (10/5) ... Made two special teams tackles vs. Arizona (12/14).

1996: Worked in all 16 games, making three special teams stops ... Recorded two tackles at San Francisco (9/1) and one tackle at Carolina (10/20).

Pittsburgh (1992-95): Handled the club's snapping duties on all punts and placements in 64 games, making 14 special teams stops ... Also handled long-snapping duties for the Steelers in Super Bowl XXX vs. Dallas (1/28/96).

1995: Saw reserve duty in all 16 games and in three playoff games as a deep snapper ... Made three special teams stops, including one each at Houston (9/10), at Miami (9/18) and vs. Houston (12/3) ... Tallied 139 snaps from the long-snapping position.

1994: Played in 16 games and two playoff contests as a deep snapper, tallying five special teams tackles ... Posted two tackles vs. Buffalo (11/14) and vs. Cleveland (12/18).

1993: Played in all 16 games and in one postseason contest as a long-snapper, making four tackles on special teams ... Made two tackles at Houston (11/28) ... Produced one tackle apiece at Atlanta (9/27) and at Miami (12/13).

VETERANS

1992: Handled the long-snapping duties in all 16 games and in one playoff game ... Finished the year with a pair of special teams stops ... Saw brief action at right tackle vs. the N.Y. Jets (9/13) after injuries to three offensive linemen ... Made one special teams tackle apiece vs. Cincinnati (10/19) and vs. Detroit (11/15) ... Saw his first NFL postseason action vs. Buffalo (1/9/93).

College: Started 41 consecutive games, the last two seasons at guard after playing tackle as a sophomore ... Offensive captain final two years and three-time All-Mid-America Intercollegiate Athletic Association selection ... As a senior, anchored the offensive line for '91 NCAA Division II national champions ... Moved from TE to offensive tackle in his freshman campaign ... Earned a degree in Physical Education from Pittsburg State, the alma mater of Chiefs head athletic trainer, Dave Kendall.

Personal: Attended Rose Hill High School in Rose Hill, Kansas ... Earned all-state honors three times in football and basketball ... A four-time all-conference selection for football, three times for basketball and once for baseball ... Member of the National Honor Society ... Spokesperson for Kansas City Free Health Clinic, promoting wellness and providing quality health services ... Is an avid juggler ... Has provided color commentary for Metro Sports coverage of local high school football games and has his own radio show during the season ... Full name: Kendall Robert Gammon ... Married, wife Leslie, with sons, Blaise (6) and Drake (3) ... The Gammons reside in Overland Park, Kansas.

Additional Stats: Has 35 special teams tackles - two in '92, four in '93, five in '94, three in '95, two in '96, seven in '97, three in '98, one in '99, three in 2000, two in 2001 and three in 2002. Returned one kickoff for nine yards at Jacksonville (11/21/99).

Games Played/Games Started: 1992 PIT (16/0), 1993 PIT (16/0), 1994 PIT (16/0), 1995 PIT (16/0), 1996 NO (16/0), 1997 NO (16/0), 1998 NO (16/0), 1999 NO (16/0), 2000 KC (16/0), 2001 KC (16/0), 2002 KC (16/0) — 176/0. **Playoffs:** 1992 PIT (1/0), 1993 PIT (1/0), 1994 PIT (2/0), 1995 PIT (3/0) — 7/0.

STREAKS AND MILESTONES: Has played in 176 consecutive regular season contests dating to his rookie season with the Steelers at Houston (9/6/92).

Four-Time Pro Bowler ('99-02)

	Tony	
	GONZALEZ	
	Tight End • 6-4 • 248	
	California	
	Draft (No. 1 - 1997)	
Born: February 27, 1976	NFL: 7 (7th with Chiefs)	
Torrance, California	GP/GS: (95/79) Playoffs: (1/0)	

VETERANS

Pro Career: Four-time Pro Bowl tight end is unquestionably one of the elite offensive performers in the entire National Football League ... Is already poised to become the all-time leading pass catcher in Chiefs history in just his seventh season with the club ... Owns 397 catches in a Kansas City uniform, needing just 20 more receptions in 2003 to overtake WR Henry Marshall (416) for the number one position on the franchise's career receiving chart and is just 14 catches away from overtaking WR Otis Taylor (410) for the second spot on that esteemed list ... Is a mere 269 yards away from becoming just the sixth player in team annals to top the 5,000-yard barrier and needs just 795 more yards to bypass E Chris Burford (5,525) for fifth on the club's all-time receiving yardage chart ... Without question, is the standard-bearer by which other NFL tight ends are judged ... Raised that bar extremely high with a record-shattering 2000 campaign in which he established a Chiefs single-season mark with 93 receptions, obliterating WR Carlos Carson's previous mark of 80 in '83 ... Those 93 catches were the third-highest tally ever recorded by an NFL tight end, coming just two catches shy of Ben Coates' record of 96 in '94 with New England ... Produced six of his eight career 100-yard games that season, the most by a TE in league history and a mark that tied Taylor and Carson for the Chiefs seasonal record ... Meanwhile, his 1,203 receiving yards that year were the fourth-highest tally ever assembled by a tight end in NFL ledgers ... Has seen action in a total of 95 regular season NFL contests (79 starts) and needs just five more games to become the 58th player in team history to play in 100 or more games ... Extremely durable performer has missed just one regular season game, sitting out the '99 season opener at Chicago (9/12/99) due to a preseason knee injury ... Enters the 2003 campaign with a streak of 63 consecutive starts dating back to the second game of the '99 campaign, the second-longest active string on the roster behind

G Will Shields (159) ... Lines up in a variety of different formations for the club, starting on the line of scrimmage, split out and even in the backfield ... Poses match-up problems for defensive backs and linebackers alike with his combination of speed, size and athleticism ... Can stretch a defense vertically with his speed, but also takes great pride in his blocking skills ... Endowed with outstanding leaping ability, which, combined with an amazingly flexible six-foot, four-inch frame, permits him to stretch out to make some sensational snags ... Credits many of his moves on the gridiron to his basketball background, which included a stint on Cal's '97 "Sweet 16" NCAA Tournament team during his collegiate career ... Typically celebrates TD receptions by emphatically slam-dunking the pigskin over the crossbar ... Became the first Pro Bowl tight end in Chiefs history following the '99 season and earned a starting spot in that game for the AFC each of the past three years ... Selected as a consensus first-team All-Pro selection for the fourth consecutive year in 2002 ... Possesses an unquenchable thirst to be considered the very best at his position, which helps explain his relentless work ethic ... Takes extra repetitions after practice and is almost always the last member of the squad off the field ... Has recorded 397 receptions for 4,731 yards (11.9 avg.) with 37 TDs and a long reception of 73 yards ... Attempted one pass for a 40-yard completion and rushed one time for nine yards in 2001 ... Recovered an onside kick in '98 and blocked a punt in '97 ... Owns one career postseason appearance, getting three catches for 27 yards and a 12-yard TD in '97 ... Currently ranks fourth in team annals with 37 receiving TDs and needs 13 more to overtake WR Stephone Paige (49) for third ... Has caught those 37 career TDs courtesy of three QBs: Elvis Grbac (23), Trent Green (13) and Rich Gannon (one) ... Owns two separate streaks of

EXTRA POINTS

Gonzalez needs just 20 more receptions to bypass WR Henry Marshall (416) as the Chiefs all-time receiving leader.

one reception ... Should he catch a pass in his first 11 games this season, would own the second-longest streak in team annals, bypassing Podolak's mark of 44 games. Paige owns the number one spot at 83 games ... Ranks second in team annals since '90 with 56 passes of 20+ yards and needs nine more such catches to overtake WR Derrick Alexander (64) for the club record ... Has amassed five straight seasons with 50+ catches, a feat which ties FB Kimble Anders ('94-'98) for the longest such streak in franchise history and could be broken in 2003 ... Has established a blistering pace during his first six pro seasons, needing just three more catches to become only the 19th tight end in NFL history to reach the 400-catch plateau ... Is just 65 catches shy of breaking into the NFL's all-time top 10 receiving leaders among tight ends, with Todd Christensen (461) currently holding the 10th position ... With 37 career TDs, also needs just five more scores to move past Christensen (41) for the 10th spot in league annals among tight ends ... Among active TEs, only Denver's Shannon Sharpe (753) and Tennessee's Frank Wycheck (488) have more career catches than Gonzalez ... Gonzalez's stats from his first six NFL seasons stack up very favorably against the six tight ends currently enshrined in the Pro Football Hall of Fame (Jackie Smith, Mike Ditka, John Mackey, Ozzie Newsome, Kellen Winslow and Dave Casper) ... With 397 career catches, Gonzalez already has more receptions than two of those Hall of Fame enshrinees, Mackey (331) and Casper (378) ... Needs just 31 more catches to overtake Ditka (427) and 84 more to go ahead of Smith (480), leaving only Winslow (541) and Newsome (662) looming ahead ... Based on career per-game averages, Winslow is the only Hall of Fame tight end with better marks than Gonzalez. In 109 career regular season contests, Winslow averaged 5.0 catches, 61.8 yards, 12.5 yards-per-catch and 0.41 TDs per game. In 95 career regular season games, Gonzalez has averaged 4.2 catches, 49.8 yards, 11.9 yards-per-catch and 0.39 TDs per game ... Has already bypassed Chiefs Hall of Fame inductee Fred Arbanas (198 receptions for 3,101 yards) as the most prolific tight end in franchise history, doing so in 2001 ... His 169 catches in 2000-01 were the highest two-year tally of any player in Chiefs annals ... No player in Kansas City history reached the 300-catch plateau quicker than Gonzalez, who got there in 71 games, breaking the previous standard of 76 set by Burford ... Only four other Chiefs players (Burford, Taylor, Paige and Arbanas) amassed 25 TD receptions quicker than Gonzalez, who did it in his 66th career game ... Paired with Alexander in 2000 to become the first duo of Kansas City pass catchers to each amass over 1,000 yards in a single-season as Alexander established a franchise record with 1,391 aerial yards ... Combined with Alexander to total 171 catches for 2,594 yards, both single-season team records for a receiving tandem, breaking the previous marks held by Andre Rison and Anders (131 receptions in '97) and Carson and Marshall (2,139 yards in 83) ... Had three games with 10 or more catches in 2000, breaking Burford's previous club standard of two 10-catch contests in '63 ... Is the only player in franchise annals to produce double-digit receptions in back-to-back games, doing so at New England (12/4/00) and vs. Carolina (12/10/00) ... Was one of just five NFL players and the only TE to top the

10-catch plateau three times in 2000, joining Keenan McCardell (Jacksonville), Muhsin Muhammed (Carolina), Marvin Harrison (Indianapolis) and Joe Horn (New Orleans) ... In 2000 became the first Chiefs player other than a running back to lead the club in receptions in consecutive seasons since Paige in '89-90 ... Owns eight career 100-yard outings, needing four more to tie Burford and Alexander who are tied for third in team history with 12 ... Had a streak of four straight 100-yard games in 2000, the longest string by a tight end in NFL history or by any player in Chiefs annals ... Gonzalez and Alexander each had six 100-yard games that season, meaning the only other pair of NFL teammates to each have six individual 100-yard outings were Randy Moss (eight) and Cris Carter (six) of the Vikings. He and Alexander also became the first duo in team history to each have four or more 100-yard outings in a single year ... Racked up 20 TD catches from '99-00, a marked topped in team history only by the total of 21 amassed by Burford ('62-63) and Paige ('85-86) ... Went four straight games with a TD catch in 2000, just one shy of the team record of five shared by Burford ('62) and Taylor ('66) ... Established himself as the league's finest tight end with a spectacular '99 campaign which saw him catch 76 passes for 849 yards in 15 games, totals which ranked the highest by any player at his position in the NFL that year ... Got hot down the stretch of the '98 campaign when he produced 24 of his 59 catches (40.7%) and both of his touchdowns during the season's final five weeks ... Moved into the starting lineup in '98 after an impressive rookie campaign in '97 ... Received the club's prestigious Mack Lee Hill Award bestowed annually to Kansas City's top rookie or first-year player after compiling 33 catches for 368 yards and two TDs during his initial pro season ... The Chiefs moved up five spots in the first round of the '97 NFL Draft to select Gonzalez with the 13th overall selection in a draft-day trade with Houston. The Chiefs obtained the Oilers first-round pick (13th overall - used on Gonzalez) and their fourth-round pick (110th overall - used on QB Pat Barnes) in exchange for Kansas City's original first-round selection (18th overall - used on DE Kenny Holmes), a third-round pick (81st overall - used on T Scott Sanderson), a fourth-round pick (116th overall - subsequently traded by Houston to New Orleans) and a sixth-round selection (181st overall - used on LB Dennis Stallings) ... Declared for the draft following his junior season.

2002: Started all 16 games at TE for the third consecutive season and was selected to his fourth consecutive Pro Bowl ... Recorded 63 catches for 773 yards (12.3 avg.) with seven TDs ... Joined with RB Priest Holmes and WR Eddie Kennison to form the first trio of players in team history with 50+ catches and 500+ receiving yards in the same season ... Ranked second among AFC TEs and third among NFL TEs with 773 receiving yards ... Was third among NFL TEs with 63 receptions ... His seven TD catches tied for the most by a tight end in the NFL in 2002 ... Signed on August 30th after missing all of training camp and the entire preseason schedule ... Caught five passes for 87 yards with a 17-yard TD reception at Cleveland (9/8) ... Produced a 12-yard TD catch vs. Jacksonville (9/15) ... Caught seven passes for 140 yards with a career-high three TDs vs. Miami (9/29) to become the first player in Chiefs annals to collect three TD catches in a game since WR Sylvester Morris did it vs. San Diego (9/17/00). It was the eighth 100-yard receiving day of his career to move him into a tie for sixth in Chiefs history with Willie Davis ('91-95) and Henry Marshall ('76-87) ... Produced a three-yard TD reception at San Diego (10/13) ... Recorded four catches for 51 yards at Seattle (11/24) ... Caught four passes for 74 yards with a 23-yard TD vs. Arizona (12/1) to move by Stephone Paige (377) for fourth in Chiefs history with 378 career catches ... Produced six catches for 65 yards vs. San Diego (12/22). Bypassed Chris Burford (391) for third place on the Chiefs career receiving chart with a four-yard reception in the third quarter.

2001: Started all 16 games, leading the team with 73 receptions for 917 yards (12.6 avg.) and six TDs ... Selected as a starter in his third consecutive Pro Bowl, although he did not play in the game due to a knee injury ... Was a consensus All-Pro and All-AFC pick for the third consecutive year ... Became the first player since FB Kimble Anders ('94-96) to lead the team in receiving three consecutive seasons ... His 73 catches tied Baltimore's Shannon Sharpe for the NFL lead among TEs, while his 917 receiving yards led all players at his position ... Also completed a pass for 40 yards and added a rush for nine yards ... His 13 catches of 20+ yards trailed only Indianapolis' Marcus Pollard (14) for the NFL lead among TEs ... Grabbed a team-high five passes for 81 yards vs. Oakland (9/9), bypassing Fred Arbanas (3,101) for the most receiving yards by a TE in Chiefs history on a 15-yard reception in the fourth quarter ... Recorded a team-high five catches for 88 yards with a three-yard TD at Washington (9/30) ... Caught a season-best eight passes for 129 yards at Denver (10/7), his seventh career 100-yard receiving game and one of just four such games by an NFL tight end in 2001. Made a spectacular 35-yard reception while literally sitting on the ground along the sideline after it had bounced off of two Broncos defenders ... Caught a two-point conversion from Trent Green vs. Pittsburgh (10/14) ... Produced a 35-yard TD vs. Indianapolis (10/25) ... Completed his first NFL pass for 40 yards to fellow TE Mikhael Ricks to set up a TD at San Diego (11/4). With a 14-yard catch in the third quarter he became the fastest Chief to reach the 300-catch plateau (Chris Burford - 76 games) and the second-fastest TE in NFL history (Kellen Winslow - 57 games) to reach that milestone in only his 71st game ... Registered a six-yard TD catch at the N.Y. Jets (11/11) ... Caught a team-high six passes for 71 yards vs. Seattle (11/25) ... Registered a 24-yard TD reception at Oakland (12/9) ... Had a season-long 36-yard reception vs. Denver (12/16) ... Tied a season-high

with eight receptions for 78 yards at Jacksonville (12/30) and tied a career high with two TDs (one and 12 yards). Added his first career rush for nine yards ... Suffered an injury to the MCL of his left knee on a "Hail Mary" play at the end of the first half at Seattle (1/6/02) and did not return to the game.

2000: Started 16 games, catching a Chiefs single-season record 93 passes for a personal-best 1,203 yards (12.9 avg.) and nine TDs ... Earned a second straight Pro Bowl berth ... A consensus All-Pro and All-AFC selection ... His 1,203 receiving yards were the fourth-highest single-season total in team history and the fourth-highest by a TE in NFL annals ... Those 93 catches were the third-highest total by a TE in NFL history, coming just three receptions shy of Ben Coates' mark of 96 established with New England in '94 ... Became the first player other than a RB to lead the team in receptions in consecutive seasons since WR Stephone Paige did it in '89-90 ... Led all NFL TEs in receptions, yards and TDs ... Ranked sixth in the AFC and 10th in the NFL in receptions ... Recorded double-digit receptions in three contests, a first in team history ... Had 13 catches of 20+ yards, the most of any NFL TE on the season ... Produced 10 receptions for 127 yards with a 15-yard TD at Denver (9/24). That contest marked his first 10-catch game and the initial 100-yard outing of his career ... Snared a 15-yard TD vs. Seattle (10/2) ... Caught seven passes for 100 yards and a 14-yard TD vs. Oakland (10/15) ... Grabbed five passes for 117 yards and a nine-yard TD vs. St. Louis (10/22). It was his fourth straight game with a TD, the second-longest streak in team history. It was also the first back-to-back 100-yard games by an NFL TE since Shannon Sharpe did it vs. San Diego (10/6/96) and vs. Baltimore (10/20/96). Eclipsed the club's career mark for receptions by a TE (198 - Fred Arbanas) with a 14-yard pass in the third quarter, as well. Also reached the 200-catch plateau on a 30-yard pass in the third quarter, a milestone which came in his 54th NFL game, making him the second-quickest Chief to reach the milestone (Chris Burford - 52 games) ... Secured eight passes for 101 yards at Seattle (10/29) ... Became the first TE in NFL history to record four consecutive 100-yard receiving games at Oakland (11/5), catching nine passes for 134 yards ... Tied a career high with two TDs (nine and 13 yards) vs. Buffalo (11/19) ... Had a streak of 44 consecutive games with a reception dating back to 12/7/97 vs. Oakland snapped at San Diego (11/26) when Warren Moon started at QB. That streak is tied as the third-longest in team history with Carlos Carson (12/20/81 - 9/12/85) ... Set career highs for both receptions and yards with an 11-catch, 147-yard outburst which included a four-yard TD in a MNF contest at New England (12/4). Set an NFL record for TEs and tied a club mark with his sixth 100-yard game of the season. His 11 catches tied as the second-highest single-game total in Chiefs history ... Surpassed Carson's club record of 80 receptions ('83) with a 14-yard catch vs. Carolina (12/10). Finished the day with 10 catches for 96 yards and a six-yard TD, his third double-digit reception game of the year ... Had a 21-yard TD at Atlanta (12/24).

1999: Started 15 games at TE, leading the team with 76 catches for 849 yards and 11 TDs ... Became the first Chiefs tight end to make a Pro Bowl appearance and was also a consensus first-team All-Pro selection ... Was the first Kansas City tight end to lead the club in catches since Walter White had 48 in '77 ... Among AFC pass catchers, only Indianapolis' Marvin Harrison (12 TDs) could top Gonzalez's 11 TDs, which were the most ever by a Kansas City tight end. Carolina's Wesley Walls was the only NFL tight end with more scoring grabs, hauling in 12 touchdowns ... Those 11 TDs tied as the second-highest total in team history, trailing only Burford's 12 scoring catches in '62 ... Had a TD catch in four straight contests in '99, coming one game shy of the team record of five consecutive games with a TD reception shared by Burford and Otis Taylor ... Was inactive in the season-opener at Chicago (9/12) due to a knee injury suffered in the preseason at Jacksonville (8/26) ... Eclipsed the career 1,000-yard receiving mark with a 20-yard reception vs. Denver (9/19) ... Tallied seven receptions for 72 yards and a TD vs. Detroit (9/26), getting his 100th career reception in that contest ... Produced seven catches for 68 yards and a 12-yard TD catch at San Diego (10/3) ... Posted the first two-TD game of his career with 11 and 22-yard scoring grabs at Baltimore (10/21) ... Produced a career-long 73-yard catch and run for a TD at Oakland (11/28) ... Had a 10-yard TD at Denver (12/5) ... Recorded six receptions for 63 yards and two TDs vs. Minnesota (12/12) ... Recorded six receptions for a season-high 93 yards and two TDs vs. Pittsburgh (12/18) ... Posted a season-high nine catches for 86 yards at Seattle (12/26) ... Produced a seven-yard TD vs. Oakland (1/2/00).

1998: Started all 16 contests, ranking second on the club with 59 catches for 621 yards (10.5 avg.) and two TDs ... Hauled in three passes for 47 yards, including a 31-yard snag in his first career start vs. Oakland (9/6) ... Had a season-high seven receptions for 67 yards at Jacksonville (9/13) ... Had a season-long 32-yard reception at San Diego (11/22) ... Caught five passes for a team-high 65 yards vs. Dallas (12/13) ... Snared six passes for 68 yards with a TD at the N.Y. Giants (12/20) ... Caught five passes for a season-high 76 yards at Oakland (12/26), including a 20-yard TD.

1997: Played in all 16 games, collecting 33 catches for 368 yards (11.2 avg.) and two TDs, in addition to a blocked punt on special teams ... First pro catch was a 22-yard effort from Elvis Grbac at Denver (8/31) ... Made a diving 21-yard TD grab for his inaugural NFL score at Miami (10/5) ... Caught four passes for 53 yards and hauled in a key two-point conversion in a 28-20 win at St. Louis (10/26) ... Corralled four passes for 56 yards vs. Pittsburgh (11/3), including a spectacular 30-yard grab over the back of LB Levon Kirkland ... Helped account for back-to-back TDs vs. San Francisco

(11/30). Caught two passes for 19 yards including a two-yard TD reception from Rich Gannon and then blocked a Tommy Thompson punt on the 49ers ensuing possession, returning the ball to the three-yard-line which set up a Marcus Allen TD run on the next play in a 44-9 romp over the 49ers ... Caught three passes for 26 yards with a 12-yard TD grab in the third quarter of Kansas City's AFC Divisional Playoff appearance vs. Denver (1/4/98) after being ruled out of bounds on an apparent three-yard TD catch earlier in the quarter.

College: In three seasons at California, played in 33 games catching 89 passes for 1,302 yards (14.6 avg.) with eight touchdowns ... Also saw action in 82 career contests (16 starts) as a member of the Cal basketball squad, averaging 6.4 points and 4.3 rebounds per game ... Flourished under the offense of then-Cal head coach and current Detroit Lions head coach Steve Mariucci as a junior in '96 ... Played in 12 games, catching 46 receptions for 699 yards (15.9 avg.) and five TDs ... Became just the second tight end in Cal history to earn first-team All-America accolades (David Lewis in '82) ... A first-team All-Pac 10 Conference selection ... His 46 catches tied BYU's Itlula Mili for the best mark among NCAA tight ends, while his 699 receiving yards were the nation's top mark at that position ... On the basketball court, he helped lead Cal to the Sweet 16 of the NCAA Tournament ... Played in 28 games (six starts), averaging 6.8 points and 4.5 rebounds per game ... Started all three of the club's tourney games in place of injured Pac 10 Player of the Year, Ed Gray and posted a season-high 23 points in Cal's second-round NCAA tournament win vs. Villanova ... Played in all 11 gridiron games as sophomore, finishing third on the team with 37 receptions for 541 yards (14.6 avg) and two TDs ... Played in 28 games (seven starts) as a member of the basketball squad, averaging 5.3 points and 4.6 rebounds per game ... Appeared in 10 football games as a freshman, catching eight passes for 62 yards with one TD ... Played in 26 basketball contests (three starts) as a freshman in basketball, averaging 7.1 points and 3.9 rebounds per game ... Scored a career-high 29 points vs. Washington State ... Majored in Communications at Cal.

Personal: Lettered in both football and basketball at Huntington Beach High School in Huntington Beach, California ... Caught 62 passes for 945 yards and 13 touchdowns while leading the team to the Southern Section Division III title game as a senior ... Was a first-team All-America selection as a tight end and a linebacker ... Orange County & Sunset League MVP in basketball as he averaged 26.0 points per game, shooting 65 percent from the field (234 of 365) in his final year ... Was named the Co-Orange County High School Athlete of the Year along with Tiger Woods ... Promoted American football on behalf of the NFL in Rio de Janeiro, Brazil in April of 2003 and was on hand for a game featuring teams from the Brazilian Carioca League which was aired on ESPN ... Formed the "Tony Gonzalez Foundation" in '98 which supports the Shadow Buddies program, as well as the Boys and Girls Clubs. Shadow Buddies are smiling dolls given to ill individuals - particularly children and the elderly - in order to help speed their recovery. Gonzalez is the only NFL player or athlete of any kind to have his own Shadow Buddy, which comes complete with a Chiefs hospital gown with "Gonzalez #88" on it. Over 7,000 Tony Gonzalez Shadow Buddies have been distributed in Missouri, Kansas, California, New York, Texas, Hawaii and internationally to date. Expanded his involvement with Shadow Buddies in 2001 by providing 50 "Know Your Buddy Book" kits to schools in Missouri, Kansas and California. This educational program teaches students about the diversity of medial challenges, and encourages kids to increase their compassion and understanding of others' differences. Developed a pledge program based on his TD catches to benefit the Shadow Buddies program in 2003 ... Introduced his "Books and Bookies" program in 2003, a program that helps bridge the gap between teenagers and senior citizens ... Had his own "Teddy" Gonzalez Bear in the 2002 Kansas City March of the Teddy Bears, which brought additional awareness to the Shadow Buddies program ... Served as spokesperson for "Operation Shadow Buddies" this off-season, helping military kids whose parents were participating Operation Iraqi Freedom ... Flipped the switch" for both Kansas City's Plaza Lights and the Mayor's Christmas Tree in 2001 ... Served as the Chiefs United Way spokesperson from 2000-02 ... Was the NFL Spokesperson for the Susan G. Komen Race for the Cure for Breast Cancer in '99 and 2000 ... Served as a consultant for the movie "Any Given Sunday," an Oliver Stone production ... Appeared on an episode of HBO's "Arli\$\$" during the 2000 off-season ... Has served as a spokesperson for the Midwest Donor Organ Bank ... Served as a spokesperson for the U.S. Department of Transportation Safety Campaign and the state of Kansas' School Safety Hotline ... Appeared in a series of "Buckle Up: Football is a Game, Your Life is Not" ads promoting seat belt usage in memory of the late Derrick Thomas ... Named to *Ingram's* prestigious "40 Under 40" list which annually honors Kansas City's most influential and accomplished leaders under 40 years of age, becoming the youngest individual ever named to that list ... Donated 200 flag football uniforms to the Kansas City Boys & Girls Clubs in '99 and was instrumental in helping the club receive a \$75,000 NFL/LISC grant to construct a flag football field in Kansas City's Cleveland Park and also provides 10 season tickets for the Boys and Girls Clubs of Greater Kansas City ... Full name: Anthony Gonzalez ... Single, with a son, Nikko (2) ... Spolls his time between Kansas City, Missouri and Huntington Beach, California.



GONZALEZ'S NFL STATISTICS



RECEIVING

Year	Team	G-S	No.	Yds.	Avg.	LG	TD
1997	Kansas City	16-0	33	368	11.2	30	2
1998	Kansas City	16-16	59	621	10.5	32	2
1999	Kansas City	15-15	76	849	11.2	73	11
2000	Kansas City	16-16	93	1,203	12.9	39	9
2001	Kansas City	16-16	73	917	12.8	36	6
2002	Kansas City	16-16	63	773	12.3	42	7
Totals		95-79	397	4,731	11.9	73	37

POSTSEASON

Year	Team	G-S	No.	Yds.	Avg.	LG	TD
1997	Kansas City	1-0	3	26	8.7	12	1
Totals		1-0	3	26	8.7	12	1

Additional Stats: Blocked a punt that he returned nine yards vs. San Francisco (11/30/97). Recovered an onside kick for no yards at Philadelphia (9/27/98). Has caught two two-point conversions – one from Elvis Grbac at St. Louis (10/26/97) and one from Trent Green vs. Pittsburgh (10/14/01). Completed a 40-yard pass to Mikhael Ricks at San Diego (11/4/01). Had one carry for nine yards at Jacksonville (12/30/01).

SINGLE GAME CAREER HIGHS

Receptions: 11 at New England (12/4/00)

10 at Denver (9/24/00)

vs. Carolina (12/10/00)

Receiving Yards: 147 at New England (12/4/00)

140 vs. Miami (9/29/02)

Long Reception: 73 (TD) at Oakland (11/22/98)

Touchdowns: 3 vs. Miami (9/29/02)

STREAKS AND MILESTONES: Ranks third on the Chiefs career receiving chart with 397 catches and needs 20 more receptions to bypass Henry Marshall (416) for the all-time lead. Needs 14 more to surpass Otis Taylor (410) for second. Ranks fourth in team history with 37 touchdown receptions and needs 13 more to surpass Stephone Paige (49) for third. Is second in team history with 56 catches of 20+ yards and needs nine more to overtake Derrick Alexander (64) for first. Has started 63 straight contests dating back to a contest vs. Denver (9/19/99). Has caught a pass in 36 consecutive games dating back to a game at New England (12/4/00) and needs one more game with a catch to tie for the fifth-longest streak in Chiefs history. Has 50+ receptions in five consecutive seasons to tie Kimble Anders ('94-97) for the longest streak in team history.



CHIEFS RECORD BOOK MOST RECEPTIONS CAREER



- 416 Henry Marshall1976-87
- 410 Otis Taylor1965-75
- 397 Tony Gonzalez1997-02**
- 391 Chris Burford1960-67
- 377 Stephone Paige1983-91
- 369 Kimble Anders1991-00



CHIEFS RECORD BOOK MOST RECEIVING YARDS CAREER



- 7,306 Otis Taylor1965-75
- 6,545 Henry Marshall1976-87
- 6,360 Carlos Carson1980-89
- 6,341 Stephone Paige1983-91
- 5,525 Chris Burford1960-67
- 4,731 Tony Gonzalez1997-02**

VETERANS



NFL RECORD BOOK MOST RECEPTIONS TE. SEASON



- 96 Ben Coates – Patriots1994
- 95 Todd Christensen – Raiders1986
- 93 Tony Gonzalez – Chiefs2000**
- 92 Todd Christensen – Raiders1983
- 89 Kellen Winslow – Chargers1980
- 89 Ozzie Newsome – Browns1983, '84



NFL RECORD BOOK MOST RECEIVING YARDS TE. SEASON



- 1,290 Kellen Winslow – Chargers1980
- 1,247 Todd Christensen – Raiders1983
- 1,205 Jackie Smith – Cardinals1967
- 1,203 Tony Gonzalez – Chiefs2000**
- 1,174 Ben Coates – Patriots1994
- 1,172 Kellen Winslow – Chargers1983

GONZALEZ'S GAME-BY-GAME STATISTICS

Receiving

1997 - Kansas City Chiefs

Date	Opponent	No.	Yds.	Avg.	LG	TD
8/31	@ Denver	1	22	22.0	22	0
9/8	@ Oakland	2	23	11.5	14	0
9/14	Buffalo	3	34	11.3	19	0
9/21	@ Carolina	0	0	0.0	--	0
9/28	Seattle	1	10	10.0	10	0
10/5	@ Miami	1	21	21.0	21	1
10/16	San Diego	0	0	0.0	--	0
10/26	@ St. Louis	4	53	13.3	20	0
11/3	Pittsburgh	4	56	14.0	30	0
11/9	@ Jacksonville	7	69	9.9	17	0
11/16	Denver	0	0	0.0	--	0
11/23	@ Seattle	4	37	9.3	16	0
11/30	San Francisco	2	19	9.5	17	1
12/7	Oakland	0	0	0.0	--	0
12/15	@ San Diego	3	15	5.0	7	0
12/22	New Orleans	1	9	9.0	9	0

Playoffs

1/4	Denver	3	26	8.7	12	1
-----	--------	---	----	-----	----	---

Receiving

1998 - Kansas City Chiefs

Date	Opponent	No.	Yds.	Avg.	LG	TD
*9/6	Oakland	3	47	15.7	31	0
*9/13	@ Jacksonville	7	67	9.6	16	0
*9/20	San Diego	3	24	8.0	11	0
*9/27	@ Philadelphia	3	31	10.3	15	0
*10/4	Seattle	3	18	6.0	11	0
*10/11	@ New England	2	25	12.5	16	0
*10/26	Pittsburgh	3	49	16.3	31	0
*11/1	N.Y. Jets	4	18	4.5	6	0
*11/8	@ Seattle	2	10	5.0	7	0
*11/16	Denver	4	35	8.8	16	0
*11/22	@ San Diego	1	32	32.0	32	0
*11/29	Arizona	4	32	8.0	19	0
*12/6	@ Denver	4	24	6.0	11	0
*12/13	Dallas	5	65	13.0	18	0
*12/20	@ N.Y. Giants	6	68	11.3	19	1
*12/26	@ Oakland	5	76	15.2	24	1

Receiving

1999 - Kansas City Chiefs

Date	Opponent	No.	Yds.	Avg.	LG	TD
9/12	@ Chicago	<i>Inactive/Knee</i>				
*9/19	Denver	2	27	13.5	20	0
*9/26	Detroit	7	72	10.3	15	1
*10/3	@ San Diego	7	68	9.7	14	1
*10/10	New England	3	40	13.3	21	0
*10/21	@ Baltimore	4	54	13.5	22	2
*10/31	San Diego	1	4	4.0	4	0
*11/7	@ Indianapolis	3	37	12.3	15	0
*11/14	@ Tampa Bay	6	62	10.3	22	0
*11/21	Seattle	8	62	7.8	15	0
*11/28	@ Oakland	3	90	30.0	73	1
*12/5	@ Denver	5	35	7.0	15	1
*12/12	Minnesota	6	63	10.5	13	2
*12/18	Pittsburgh	6	93	15.5	23	2
*12/26	@ Seattle	9	86	9.6	19	0
*1/2	Oakland	6	56	9.3	19	1

Receiving

2000 - Kansas City Chiefs

Date	Opponent	No.	Yds.	Avg.	LG	TD
*9/3	Indianapolis	2	34	17.0	26	0
*9/10	@ Tennessee	2	16	8.0	9	0
*9/17	San Diego	4	43	10.8	33	0
*9/24	@ Denver	10	127	12.7	17	1
*10/2	Seattle	3	34	11.3	15	1
*10/15	Oakland	7	100	14.3	22	1

*10/22	St. Louis	5	117	23.4	39	1
*10/29	@ Seattle	8	101	12.6	22	0
*11/5	@ Oakland	9	134	14.9	29	0
*11/12	@ San Francisco	4	46	11.5	13	0
*11/19	Buffalo	9	76	8.4	13	2
*11/26	@ San Diego	0	0	0.0	--	0
*12/4	@ New England	11	147	13.4	29	1
*12/10	Carolina	10	96	9.6	14	1
*12/17	Denver	4	46	11.5	17	0
*12/24	@ Atlanta	5	86	17.2	23	1

Receiving

2001 - Kansas City Chiefs

Date	Opponent	No.	Yds.	Avg.	LG	TD
*9/9	Oakland	5	81	16.2	23	0
*9/23	N.Y. Giants	5	43	8.6	16	0
*9/30	@ Washington	5	88	17.6	35	1
*10/7	@ Denver	8	129	16.1	35	0
*10/14	Pittsburgh	5	46	9.2	11	0
*10/21	@ Arizona	4	58	14.5	25	0
*10/25	Indianapolis	3	75	25.0	35	1
*11/4	@ San Diego	4	42	10.5	14	0
*11/11	@ N.Y. Jets	5	43	8.6	13	1
*11/25	Seattle	6	71	11.8	26	0
*11/29	Philadelphia	4	28	7.0	14	0
*12/9	@ Oakland	4	51	12.8	24	1
*12/16	Denver	3	53	17.7	36	0
*12/23	San Diego	2	22	11.0	16	0
*12/30	@ Jacksonville	8	78	9.8	14	2
*1/6	@ Seattle	2	9	4.5	9	0

Receiving

2002 - Kansas City Chiefs

Date	Opponent	No.	Yds.	Avg.	LG	TD
*9/8	@ Cleveland	5	87	17.4	30	1
*9/15	Jacksonville	3	34	11.3	17	1
*9/22	@ New England	1	17	17.0	17	0
*9/29	Miami	7	140	20.0	42	3
*10/6	@ N.Y. Jets	4	25	6.3	11	0
*10/13	@ San Diego	2	11	5.5	8	1
*10/20	Denver	5	58	11.6	23	0
*10/27	Oakland	6	57	9.5	24	0
*11/10	@ San Francisco	1	6	6.0	6	0
*11/17	Buffalo	2	17	8.5	15	0
*11/24	@ Seattle	4	51	12.8	17	0
*12/1	Arizona	4	74	18.5	29	1
*12/8	St. Louis	5	38	7.6	16	0
*12/15	@ Denver	4	58	14.5	25	0
*12/22	San Diego	6	65	10.8	32	0
*12/28	@ Oakland	4	35	8.8	16	0

*Indicates Games Started

GONZALEZ'S 100-YARD RECEIVING GAMES (8)

Date	Opponent	No.	Yds.	Avg.	LG	TD
9/24/00	@ Denver	10	127	12.7	17	1
10/15/00	Oakland	7	100	14.3	22	1
10/22/00	St. Louis	5	117	23.4	39	1
10/29/00	@ Seattle	8	101	12.6	22	0
11/5/00	@ Oakland	9	134	14.9	29	0
12/4/00	@ New England	11	147	13.4	29	1
10/7/01	@ Denver	8	129	16.1	35	0
9/29/02	Miami	7	140	20.0	42	3



GONZALEZ VS. THE NFL
1997-02
(REGULAR SEASON)



Team	G-S	No.	Yds.	Avg.	YPG	LG	TD	100-Yard Games
Arizona	3-3	12	164	13.7	54.7	29	1	0
Atlanta	1-1	5	86	17.2	86.0	23	1	0
Baltimore	1-1	4	54	13.5	54.0	22	2	0
Buffalo	3-2	14	127	9.1	42.3	19	2	0
Carolina	2-1	10	96	9.6	48.0	14	1	0
Chicago	0-0	0	0	0.0	--	--	0	0
Cincinnati	0-0	0	0	0.0	--	--	0	0
Cleveland	1-1	5	87	17.4	87.0	30	1	0
Dallas	1-1	5	65	13.0	65.0	18	0	0
Denver	12-10	50	614	12.3	51.2	36	2	2
Detroit	1-1	7	72	10.3	10.3	15	1	0
Green Bay	0-0	0	0	0.0	--	--	0	0
Houston	0-0	0	0	0.0	--	--	0	0
Indianapolis	3-3	8	146	18.3	18.3	35	1	0
Jacksonville	4-3	25	248	9.9	62.0	9.9	3	0
Kansas City	0-0	0	0	0.0	--	--	0	0
Miami	2-1	8	161	20.1	80.5	42	4	1
Minnesota	1-1	6	63	10.5	63.0	13	2	0
New England	4-4	17	229	13.5	57.3	29	1	1
New Orleans	1-0	1	9	9.0	9.0	9	0	0
N.Y. Giants	2-2	11	111	10.1	55.5	19	1	0
N.Y. Jets	3-3	13	86	6.6	28.7	13	1	0
Oakland	12-10	54	750	13.9	62.5	73	5	2
Philadelphia	2-2	7	59	8.4	29.5	15	0	0
Pittsburgh	4-3	18	244	13.6	61.0	31	2	0
St. Louis	3-2	14	208	14.9	69.3	39	3	1
San Diego	12-10	33	326	9.9	27.2	33	2	0
San Francisco	3-2	7	71	10.1	23.7	17	1	0
Seattle	11-9	50	489	9.8	44.5	26	1	1
Tampa Bay	1-1	6	62	10.3	62.0	22	0	0
Tennessee	1-1	2	16	8.0	16.0	9	0	0
Washington	1-1	5	88	17.6	88.0	35	1	0
Totals	95-79	397	4,731	11.9	11.9	73	37	8



NFL RECORD BOOK
MOST 100-YARD RECEIVING
GAMES, TE, SEASON



1. 6 **Tony Gonzalez** – Kansas City . . . 2000
2. 5 Mike Ditka – Chicago 1961
- Pete Retzlaff – Philadelphia 1964
- Pete Retzlaff – Philadelphia 1965
- Kellen Winslow – San Diego 1980
- Kellen Winslow – San Diego 1982
- Ben Coates – New England 1994



CHIEFS RECORD BOOK
MOST 100-YARD RECEIVING
GAMES, SEASON



1. 6 Otis Taylor 1966
- Carlos Carson 1983
- Tony Gonzalez** 2000
- Derrick Alexander 2000
5. 4 Chris Burford 1961
- Carlos Carson 1984
- Carlos Carson 1987



CHIEFS RECORD BOOK
MOST RECEPTIONS
TE, CAREER



1. 397 **Tony Gonzalez** 1997-02
2. 198 Fred Arbanas 1962-70
3. 163 Walter White 1975-79
4. 135 Jonathan Hayes 1985-93
5. 113 Keith Cash 1992-96



CHIEFS RECORD BOOK
MOST RECEIVING YARDS
TE, CAREER



1. 4,731 **Tony Gonzalez** 1997-02
2. 3,101 Fred Arbanas 1962-70
3. 2,396 Walter White 1975-79
4. 1,541 Jonathan Hayes 1985-93
5. 1,046 Keith Cash 1992-96

VETERANS



GONZALEZ VS. HALL OF FAME TIGHT ENDS BY CAREER RECEIVING TOTALS



Player	Teams, Years	Games	No.	Yds.	Avg.	TDs
Ozzie Newsome	Cleveland, 1978-90	198	662	7,980	12.1	47
Kellen Winslow	San Diego, 1979-87	109	541	6,741	12.5	45
Jackie Smith	St. Louis, 1963-77; Dallas, 1978	210	480	7,918	16.5	40
Mike Ditka	Chicago, 1961-66; Philadelphia, 1967-68; Dallas, 1969-72	158	427	5,812	13.6	43
Tony Gonzalez	Kansas City, 1997-02	95	397	4,731	11.9	37
John Mackey	Baltimore, 1963-71; San Diego, 1972	139	331	5,236	15.8	38
Dave Casper	Oakland, 1974-80; Houston, 1980-83; Minnesota, 1983; L.A. Raiders, 1984	147	378	5,216	13.8	52

GONZALEZ VS. HALL OF FAME TIGHT ENDS BY CAREER PER-GAME AVERAGES

Player	Teams, Years	Games	No.	Yds.	Avg.	TDs
Kellen Winslow	San Diego, 1979-87	109	5.0	61.8	12.5	0.41
Tony Gonzalez	Kansas City, 1997-02	95	4.2	49.8	11.9	0.39
Ozzie Newsome	Cleveland, 1978-90	198	3.3	40.3	12.1	0.24
Jackie Smith	St. Louis, 1963-77; Dallas, 1978	210	2.3	37.7	16.5	0.19
John Mackey	Baltimore, 1963-71; San Diego, 1972	139	2.4	37.7	15.8	0.27
Mike Ditka	Chicago, 1961-66; Philadelphia, 1967-68; Dallas, 1969-72	158	2.7	36.8	13.6	0.27
Dave Casper	Oakland, 1974-80; Houston, 1980-83; Minnesota, 1983; L.A. Raiders, 1984	147	2.6	35.5	13.8	0.35

CHIEFS RECORD BOOK MOST TOUCHDOWN CATCHES, CAREER



1. 57 Otis Taylor 1965-75
2. 55 Chris Burford 1960-67
3. 49 Stephone Paige 1983-91
4. **37 Tony Gonzalez** **1997-02**
5. 34 Fred Arbanas 1962-70

CHIEFS RECORD BOOK MOST 20+ YARD CATCHES CAREER



1. 64 Derrick Alexander 1998-01
2. **56 Tony Gonzalez** **1997-02**
3. 53 Willie Davis 1991-95
4. 43 J.J. Birden 1990-94
5. 25 Andre Rison 1997-99

1989 CHIEFS COACHING STAFF



Head coach Marty Schottenheimer's '89 coaching staff - his first in Kansas City - featured a pair of future NFL head coaches in Bill Cowher and Tony Dungy.

Front Row (L to R): Bill Cowher (def. coordinator/LBs), Bruce Arians (RBs), Kurt Schottenheimer (special teams), Marty Schottenheimer, Joe Pendry (off. coordinator), Tom Pratt (defensive line) and Russ Ball (asst. strength and conditioning).

Back Row: Al Saunders (WRs), Tony Dungy (DBs), Dave Redding (strength and conditioning), Jim

Erkenbeck (special asst./offense), Darvin Wallis (defensive asst.) and Howard Mudd (offensive line).

KC ASSISTANTS WHO BECAME NFL HEAD COACHES

Chiefs Assistant	Years	NFL Head Coach	Years
Tom Bettis	1966-77, '88	Kansas City	1977
Bud Carson	1983-85	Cleveland	1989-90
Bill Cowher	1989-91	Pittsburgh	1992-03
Gunther Cunningham	1995-98	Kansas City	1999-00
Tony Dungy	1989-91	Tampa Bay	1996-01
		Indianapolis	2002-03
Herman Edwards	1993-94	N.Y. Jets	2001-03
Frank Ganz	1981-82, '86	Kansas City	1987-88
Bobby Ross	1978-81	San Diego	1992-96
		Detroit	1997-00
Rod Rust	1978-82, '88	New England	1990
Richard Williamson	1983-86	Tampa Bay	1990-91

10

Trent

GREEN

Quarterback • 6-3 • 217



Born: July 9, 1970
Cedar Rapids, Iowa

Indiana
Trade - St. Louis (2001)
NFL: 10 (3rd with Chiefs)
GP/GS: (56/51) Playoffs: (0/0)

Pro Career: Highly-talented signal-caller returns for his third season with Kansas City in 2003 ... Joined the club on April 20th of 2001 when he was acquired after lengthy trade negotiations with St. Louis ... Kansas City consummated the deal for Green just hours before the start of the 2001 NFL Draft the next day, landing the talented passer on the western side of the Show Me State after a two-year stint on Missouri's eastern bank in St. Louis ... The Chiefs received Green along with the first of the Rams two selections in the fifth round (150th overall - used by Kansas City on RB Derrick Baylock) in exchange for Kansas City's first-round selection (12th overall - used by St. Louis on DT Damione Lewis) ... Polished, poised, professional and popular are perhaps the best descriptors to capture the essence of this highly-affable and highly-coveted signal-caller ... A charismatic figure in both the Arrowhead locker room and the Kansas City community, Green embarks upon his 10th NFL season and his third in the Red and Gold in 2003 ... Presided over the most prolific offensive campaign in franchise history a year ago, as Kansas City led the league in scoring with a team-record 467 points and also established team seasonal standards for total offensive yardage (6,000), first downs (343), total TDs (57) and completion percentage (61.21%) ... His individual numbers reflected the team's offensive success as he led the NFL with a 5.5 TD percentage and a 7.85 yards-per-attempt average ... Was also tops among NFL passers with a 103.4 rating in the fourth quarter in 2002 (minimum 100 attempts) ... On the season, completed 287 of 470 passes (61.1%) for 3,690 yards with a career-high 26 TDs and 13 INTs, good for a 92.6 rating ... Those 26 TD passes tied for third in the AFC and fifth in the NFL and were the third-highest seasonal total in KC history ... Has completed 583 of 993 passes for 7,473 yards, the best totals of any QB in team history in his first two seasons with the club, already ranking sixth in Chiefs history in career passing yardage ... Needs 12 more completions and 83 more attempts to move past Steve Bono (594-1,075) into sixth position in both of those categories in the Chiefs career record book ... Owns 43 TD passes with the Chiefs and needs 14 more to move ahead of Mike Livingston (56) for fifth place on the club's all-time chart ... Is just seven pass attempts shy of his 1,000th pass in a Kansas City uniform, which would qualify him for the club's all-time passer rating chart. His current 81.3 career rating with the Chiefs would rate third in team history behind only Len Dawson (83.2) and Steve DeBerg (81.6) ... Has produced two of the top three single-game completion percentage marks in Kansas City history in just two seasons with the club ... When he attempts his 1,000th pass in a Chiefs uniform, will be qualified to be ranked on the club's career completion percentage chart. His current 58.71 mark would be the best in team history. Steve DeBerg currently owns the Chiefs record at 57.97 ... Has started all 32 games of his Chiefs career, joining Dawson ('66-68) as the only other QB in team history to open every contest in two consecutive seasons ... Should he start the first four games of 2003, would surpass DeBerg (35 games) for the second-longest starting streak of any signal-caller in team annals. Dawson owns the record at 51 games ... Has hit on 97 passes of 20+ yards during his Chiefs tenure and needs just 37 more to bypass Elvis Grbac (133) for the club's highest total since the club began tracking that stat in '90 ... Over his 10-year NFL career has seen action in 56 regular season contests (51 starts) ... Has completed 1,006 of 1,743 (57.7%) of his passes for 12,977 yards with 82 TDs and 53 INTs, good for an 84.2 rating ... Boasts an impressive 4.7 career TD percentage ... Has also rushed 128 times for 569 yards (4.4 avg.) with four TDs ... Owns a 22-29 (.431) record as an NFL starter (6-8 with Washington, 2-3 with St. Louis and 14-18 with Kansas City) ... Has 12 career 300-yard passing games (two with Washington, three with St. Louis and seven with Kansas City) ... Those seven 100-yard games with the Chiefs are tied for third in team annals. He needs three more to move ahead of Dawson (nine) for second place ... Has orchestrated 10 fourth-quarter comeback victories during his career, with seven of those comeback victories coming in Kansas City, including four in 2002 ... Also produced a pair of comeback wins with Washington in '98 and had one with St. Louis in 2000 ... Has registered 12 games with a 100.0 or better passer rating (minimum 20 attempts), producing

EXTRA POINTS

Green coaches his son T.J.'s flag football team in a local youth league.

three such games with Washington, two with St. Louis and seven with Kansas City, including five in 2002 ... Since coming to Kansas City, has completed an incredible comeback odyssey which began following a devastating knee injury that cost him the entire '99 regular season and his starting job in St. Louis ... Followed an unlikely path to NFL success after beginning his career with San Diego in '93 ... Had a brief, two-week stint on the roster of the CFL's British Columbia Lions in '94 before catching on in Washington ('95-98) ... Didn't even attempt his first regular season NFL pass until the '97 season with the Redskins, but by the '98 campaign, he was that club's starter ... Inked with St. Louis as an unrestricted free agent on February 16th of '99 ... Was poised to lead the Rams as that club's starting QB in '99, but his hopes for the year were dashed before the start of the regular season ... In just his third appearance with the club in the '99 preseason vs. San Diego (8/28), suffered a devastating knee injury when he tore the ACL, MCL and lateral meniscus in his left knee ... While St. Louis would march to Super Bowl XXXIV with Kurt Warner at the club's helm, Green spent two seasons overcoming lingering effects of injuries ... Came back to play in eight games (five starts) for St. Louis in 2000, but those injuries did require further surgery prior to his arrival in Kansas City ... Was reunited with head coach Dick Vermeil and assistant head coach/offensive coordinator Al Saunders with the Chiefs in 2001 ... Is well-versed in the Chiefs offensive scheme which came from St. Louis and whose origins dates back to San Diego's "Air Coryell" offense in the '80s ... In addition to Vermeil and Saunders, was also tutored in the intricacies of the offense by Norv Turner, Mike Martz and Cam Cameron. Martz served as the Redskins QBs coach under Turner and was the head coach in St. Louis in 2000 with Saunders serving as the Rams associate head coach/wide receivers coach. Cameron coached the Redskins QBs from '94-96 ... Originally entered the league as an eighth-round draft pick (222nd overall) of San Diego in the '93 NFL Draft.

Kansas City (2001-02): Has started 32 games, completing 583 of 993 passes (58.7%) for 7,473 yards with 43 TDs and 37 INTs, good for an 81.3 rating ... Has also rushed 66 times for 383 yards (5.8 avg.) with one TD and has caught one pass for one yard.

2002: Started all 16 games at QB, completing 287 of 470 passes (61.1%) for 3,690 yards with a career-high 26 TDs and 13 INTs, good for a 92.6 rating ... Also had 31 rushes for a career-high 225 yards (7.3 avg.) with one TD and a two-point conversion ... His 3,690 passing yards were the fourth-best seasonal total in team annals ... His 92.6 rating was the fifth-best seasonal mark in Chiefs history, ranking third in the AFC and fourth in the NFL ... Tied for third in the AFC and fifth in the NFL with his 26 TD passes, the third-highest seasonal total in KC history ... Ranked second in team single-season history with a 61.06 completion percentage ... Led the NFL with a 5.5 TD percentage and a 7.85 yards-per-attempt average ... Had five games with a 100.0 rating or better (minimum 20 pass attempts) ... Completed 82 of 139 passes (59.0%) for 1,060 yards with 11 TDs and two INTs in the fourth quarter, good for a 103.4 rating to lead all AFC passers and rank second in the NFL ... His 11 fourth quarter TDs were second in the league ... Finished third in the AFC and sixth in the NFL with 46 passes of 20+ yards, the third-highest seasonal total in team history ... His 225 rushing yards ranked third among all AFC quarterbacks ... Completed 20 of 29 passes for 276 yards with a TD and an INT, good for a 96.3 rating at Cleveland (9/8). Pitched a lateral over his shoulder to T John Tait for a 28-yard gain to set up the winning FG in a 40-39 fourth-quarter comeback win ... Completed 16 of 23 passes for 149 yards with three TDs and two INTs, good for an 86.5 rating at New England (9/22). Threw his 60th career TD pass to WR Eddie Kennison in the fourth quarter ... Connected on 24 of 34 passes for 328 yards with a career-best five TDs, good for a 140.7 rating to win AFC Offensive Player of the Week honors vs. Miami (9/29). Also added three rushes for 48 yards (16.0 avg.) and had a key pancake block on S Arturo Freeman on a 25-yard TD run by RB Priest Holmes. Joined Len Dawson and Elvis Grbac as the only Chiefs players to throw five TDs in a single game and the first since Grbac did it vs. San Diego (9/17/00). Connected on scoring throws of nine, 42 and six yards to TE Tony Gonzalez, in addition to an eight-yard TD to WR Johnnie Morton and a three-yard TD to TE Billy Baber ... Completed 23 of 33 passes for 296 yards with two TDs and an INT for a 105.1 QB rating at the N.Y. Jets (10/6), as he orchestrated a 29-25 comeback win, throwing the game-winning 19-yard TD pass to RB Priest Holmes with 0:27 remaining ... Hit on 17 of 29 throws for 236 yards with three TDs and two INTs at San Diego (10/13), marking his 12th consecutive game with at least one TD pass ... Had his TD streak snapped vs. Denver (10/20) ... Connected on 12 of 20 passes for 197 yards for a 93.1 rating vs. Buffalo (11/17). Produced four carries for 19 yards, diving head-first for the game-winning nine-yard TD to complete a 17-16 comeback victory ... Connected on 26 of 34 passes for 343 yards with two TDs and an INT to compile a 115.2 rating at Seattle (11/24), in addition to running for a two-point conversion ... Connected on 14 of 20 passes (70.0%) for 209 yards with two TDs vs. Arizona (12/1), good for a 137.3 rating ... Connected on 18 of 42 passes for 310 yards with two TDs, including a 75-yard TD pass to WR Dante Hall at Denver (12/15) ... Completed 23 of 36 passes for 337 yards with three TDs and one INT, good for a 110.5 rating vs. San Diego (12/22). Threw a 99-yard TD pass to WR Marc Boerigter to tie an NFL record and establish the longest completion in Chiefs history. It was his fourth 300-yard passing day, his fourth fourth-quarter comeback and his fifth game with a 100.0 rating or better on the season.

2001: Started all 16 games, completing 296 of 523 passes (56.6%) for 3,783 yards with 17 TDs and 24 INTs, good for a 71.1 rating ... Added 35 rushes for 158 yards (4.8 avg.) ... His 523 attempts and 3,783 passing yards both ranked as the third-highest single-season total in Chiefs history, while his 296 completions ranked fourth in team annals ... His 3,783 passing yards ranked third in the AFC and sixth in the NFL ... Tied for second in the AFC and seventh in the NFL with 51 passes of 20+ yards, the second-highest seasonal total in KC annals, just four shy of the team record of 55 in 2000 ... Averaged an AFC-best 12.78 yards per completion ... Was fourth in the AFC and seventh in the NFL with a 7.23 yards-per-attempt average ... Completed a pair of two-point conversion passes to tie Randy Duncan and Len Dawson for the most in a season by a Chiefs QB ... Made his first start in a Chiefs uniform vs. Oakland (9/9), hitting 16 of 37 passes for 222 yards with a TD and an INT, getting his initial completion on a one-yard pass to himself on a batted ball. Also rushed four times for 11 yards, including a 12-yard scramble on a key fourth-and-10 play in the fourth quarter ... Connected on 21 of 26 passes for 307 yards with three TDs at Washington (9/30), marking his sixth career 300-yard game and his first as a member of the Chiefs. Compiled a 154.3 QB rating, just four points shy of a "perfect" 158.3 rating. In addition, his 80.77 completion percentage was the third-best single-game mark in Chiefs history ... Connected on 16 of 33 passes for 127 yards with one INT vs. Pittsburgh (10/14) and threw a two-point conversion pass to TE Tony Gonzalez ... Completed 21 of 44 passes for 352 yards with one TD and two INTs at Arizona (10/21), marking his seventh career 300-yard outing ... Connected on 22 of 43 passes for 324 yards with three TDs and three INTs, good for a 70.3 QB rating vs. Indianapolis (10/25). Rushed three times for 19 yards and converted a two-point play on the ground ... Completed 15 of 32 passes for 253 yards with two TDs and an INT at Oakland (12/9), including a season-long 67-yard TD pass to RB Priest Holmes ... Connected on 17 of 21 passes for 292 yards with a TD and an INT, good for a 114.8 rating vs. Denver (12/16). Completed a 56-yard pass to WR Marvin Minnis in OT to set up the game-winning FG. His 80.95 completion percentage tied QB Dave Krieg (at N.Y. Jets on 11/29/92) for the top single-game mark in Chiefs history ... Completed 19 of 28 passes for 203 yards with a TD and two INTs vs. San Diego (12/23), guiding the Chiefs to a 25-20 fourth-quarter comeback victory ... Had a season-high 26 completions on 35 attempts, getting 294 yards with two TDs and two INTs at Jacksonville (12/30), good for a 94.2 rating.

St. Louis (1999-00): Played in eight games (five starts) with all of that regular season duty coming with the club in 2000 ... Completed 145 of 240 (60.4%) passes for 2,063 yards with 16 TDs and five INTs, good for a 101.8 rating ... Also rushed 20 times for 69 yards and one touchdown ... Compiled a 2-3 record in his five starting efforts.

2000: Saw duty in eight games (five starts) in place of an injured Kurt Warner ... Completed 145 of 240 passes (60.4%) for 2,063 yards with 16 TDs and five INTs, good for a 101.8 rating ... That 101.8 rating topped the NFC and trailed only Denver's Brian Griese (102.9) for the league lead ... Did not play in first four games of season vs. Denver (9/4), at Seattle (9/10), vs. San Francisco (9/17) and at Atlanta (9/24) when he was listed as the number two QB behind Warner ... Saw his first regular season action as member of the Rams vs. San Diego (10/1), completing three of four passes for 75 yards and one TD, a 48-yard completion to RB Marshall Faulk ... Did not play vs. Atlanta (10/15) ... Entered the game in third quarter vs. Kansas City (10/22) after Warner left the contest with a broken finger. Completed 15 of 21 passes, good for season-high completion percentage (71.4) to go with 205 yards with three TDs and one INT ... Made his first start in a St. Louis uniform at San Francisco (10/29), registering his third career 300-yard passing game. Completed 22 of 39 passes for 310 yards with two TDs ... Started vs. Carolina (11/5), completing a season-high 29 of 42 passes for a career-high 431 yards and two TDs, good for an 118.3 passer rating. Those 431 yards were the seventh-highest single-game passing mark in the NFL on the year ... Started at the N.Y. Giants (11/12), throwing a season-high four TD passes and completing 27 of 45 passes (60.0%) for 272 yards, in addition to rushing for an 18-yard score ... Started vs. Washington (11/20), completing 23 of 38 passes for 366 yards with two TDs and firing a season-long 64-yard pass to WR Torry Holt ... Started vs. New Orleans (11/26), hitting 20 of 41 passes for 289 yards with two TDs ... Played in the second half of regular season finale at New Orleans (12/24) after Warner left the contest with a concussion and completed six of 10 passes for 115 yards. Led the Rams to a pair of scoring drives in a 26-21 victory which propelled St. Louis into the playoffs ... Did not play in the NFC Wild Card game at New Orleans (12/30).

1999: Missed entire regular season after tearing ACL, MCL and lateral meniscus in left knee in the third preseason game vs. San Diego (8/28) when he was tackled by SS Rodney Harrison ... Completed 28 of 32 passes (87.5%) for 406 yards with two TDs in three preseason contests, good for a 126.8 rating.

Washington (1995-98): Played in 16 games (14 starts), completing 278 of 510 passes for 3,441 yards with 23 TDs and 11 INTs, good for an 81.6 rating ... Produced a 6-8 record as a starter for the Redskins with all of those opening nods coming in '98.

1998: Saw action in 15 games (14 starts), completing 278 of 509 passes (54.6%) with 23 TDs and 11 INTs ... His 509 pass attempts are still the third-highest tally in team history, trailing only Jay Schroeder (541 in '86) and Brad Johnson (519 in '99) ... Led Washington to a 6-3 record over the

season's final nine games ... Stepped in for an injured Gus Frerotte at the N.Y. Giants (9/6), hitting on 17 of 25 passes for 208 yards and two TDs ... Made his first NFL start vs. San Francisco (9/14), completing 14 of 25 passes for 201 yards and one TD ... Completed 27 passes on a career-high 54 attempts for 383 yards at Seattle (9/20) ... Launched a season-long 75-yard TD pass to WR Michael Westbrook vs. Denver (9/27) ... Did not see action at Minnesota (10/18) ... Completed 21 of 31 passes for 225 yards with one TD and scored his first rushing TD on a one-yard run vs. the N.Y. Giants (11/1) ... Started vs. Arizona (11/22), completing a career-high 30 of 49 passes for 382 yards with four TDs (15, 12 and 11 yards to Westbrook and a 16-yarder to WR Leslie Shepherd), as well as a two-yard rushing score ... Started at Carolina (12/13), completing 23 of 42 passes for 257 yards and two TDs ... Guided the club to a 20-16 win at Tampa Bay (12/19) with the deciding margin coming on a 15-yard TD pass to TE Stephen Alexander ... Threw for 223 yards at Dallas (12/27).

1997: Saw duty in one game, attempting one pass ... Served as the third QB for the first 15 games of the season ... Saw his first regular season NFL game action vs. Philadelphia (12/21) with his lone pass attempt falling incomplete.

1996: Was listed as the third QB for all 16 regular season games and did not see game action.

1995: Did not take a regular season snap the entire season as Washington's third quarterback.

Canadian Football League (1994): Signed with British Columbia of the Canadian Football League on October 28th of '94 ... Dressed for two games, but did not see any action and was subsequently released on November 10th.

San Diego (1993): Earned a spot on San Diego's roster as the club's third quarterback ... Was inactive for all 16 games after joining the club as an eighth-round (222nd overall) draft choice.

College: Finished his collegiate career at Indiana near the top of virtually every major passing category ... Completed 421 of 755 passes for 5,400 yards with 23 TDs and 32 INTs ... At the time of his graduation, ranked second on the Hoosiers career charts in pass attempts and completions, while coming in third all-time in passing yardage, career total offensive yardage (5,916) and total offensive plays (1,060) ... His 23 TD passes ranked fifth at the time, as well ... Also gained 516 yards rushing and scored 20 TDs on the ground ... Saw duty in 10 games as a senior in '92, completing 154 of 278 passes (55.4%) for 1,780 yards with seven TDs and 10 INTs ... Set single-season school records for yards passing (2,627) and yards of total offense (2,829) as a junior in '91, marks subsequently surpassed by Antwan Randle El ... Also set career highs in TD passes (12) and rushing TDs (11) as a junior ... Finished his junior year by completing 200 of 339 passes with 12 TDs and 14 INTs, good for a 59.0 completion percentage which still ranks second on Indiana's single-season passing chart ... Guided the Hoosiers to 24-0 victory over Baylor in the Copper Bowl that season ... Connected on 60 of 128 pass attempts for 934 yards with four TDs and seven INTs as a sophomore in '90 after hitting on seven of 10 passes for 59 yards as a freshman in '89 ... Graduated from Indiana with degree in Business.

Personal: Although born in Cedar Rapids, Iowa, spent the majority of his youth in Missouri ... Prepped at Vianney High School in Kirkwood, Missouri just outside of St. Louis, where he was a three-time all-conference and all-district choice in football ... Completed 114 passes for 1,458 yards and 14 TDs as a senior ... Was also twice named team MVP in basketball after averaging 20.0 ppg and once scoring 40 in a contest ... Established the "Trent Green Family Foundation" in '99 to support organizations such as Children's Miracle Network, Kansas City's Children's Mercy Hospital, St. Louis Children's Hospital and Guardian Angel Settlement ... The foundation is funding a Child Life position to oversee the Star Bright Program at Kansas City's Children's Mercy Hospital ... The Green family made a large donation to St. Louis Children's Hospital to fund the Star Bright Room at that hospital ... Has served as a spokesperson for the Ronald McDonald House "Helping Hands" program since 2002 and has participated in their "Plaza Pizazz" program since 2001 ... Regularly joins his teammates in hosting pot luck dinners for families at Ronald McDonald House ... The Greens have been benefactors of and regular visitors at Ronald McDonald Houses dating back to their days in Washington ... Appeared as a guest analyst on *The NFL Today* during the bye week in 2002 ... Along with his wife Julie (also an Indiana alum), made a substantial donation to help upgrade the locker rooms and football facilities at Indiana University's Memorial Stadium in 2003 ... Served as the keynote speaker at the Missouri Sports Hall of Fame luncheon in 2003 ... The 2003 Trent Green Golf Classic benefitted ReStart, a program designed to help the homeless and the jobless in Kansas City by providing continuing education to help them get back in the workforce ... Provided Wizards soccer tickets to military families from Whiteman Air Force Base in 2003 ... Served as 2002 spokesperson for the Special Olympics Car Raffle promotion with Grant Wistrom of the St. Louis Rams ... Flipped the switch" for Kansas City's Plaza Lights in 2002 ... Also kicked off the Special Olympics Torch Run in Kansas City ... The Greens annually deliver Christmas gifts to the patients at KU Medical Center each holiday season ... Full name: Trent Jason Green ... Married, wife Julie with two sons, T.J. (6) and Derek (4) ... The Greens reside in Leawood, Kansas.



GREEN'S NFL STATISTICS



PASSING

Year	Team	G-S	Att.	Comp.	Yds.	Comp.		Yds.	TD			INT		LG	Rating
						Pct.	Pct.		Att.	Pct.	INT	Pct.	INT		
1993	San Diego	0-0	0	0	0	0.0	0.0	0.00	0	0	0	0.0	0.0	--	0.0
1995	Washington	0-0	0	0	0	0.0	0.0	0.00	0	0	0	0.0	0.0	--	0.0
1996	Washington	0-0	0	0	0	0.0	0.0	0.00	0	0	0	0.0	0.0	--	0.0
1997	Washington	1-0	1	0	0	0.0	0.0	0.00	0	0	0	0.0	0.0	--	0.0
1998	Washington	15-14	509	278	3,441	54.6	6.76	23	4.5	11	2.2	75	81.8	--	81.8
1999	St. Louis	0-0	0	0	0	0.0	0.0	0.00	0	0	0.0	--	0.0	--	0.0
2000	St. Louis	8-5	240	145	2,063	60.4	8.60	16	6.7	5	2.1	64	101.8	--	101.8
2001	Kansas City	16-16	523	296	3,783	56.6	7.20	17	3.3	24	4.6	67	71.1	--	71.1
2002	Kansas City	16-16	470	267	3,690	61.1	7.85	26	5.5	13	2.8	99	92.6	--	92.6
Totals		56-51	1,743	1,006	12,977	57.7	7.44	82	4.7	53	3.0	99	84.2		

RUSHING

Year	Team	No.	Yds.	Avg.	LG	TD
1993	San Diego	0	0	0.0	--	0
1995	Washington	0	0	0.0	--	0
1996	Washington	0	0	0.0	--	0
1997	Washington	0	0	0.0	--	0
1998	Washington	42	117	2.8	13	2
1999	St. Louis	0	0	0.0	--	0
2000	St. Louis	20	69	3.5	18	1
2001	Kansas City	35	158	4.5	16	0
2002	Kansas City	31	225	7.3	24	1
Totals		128	569	4.4	24	4

Additional Stats: Caught one pass for one yard vs. Oakland (9/9/01). Completed a two-point conversion to Tony Gonzalez vs. Pittsburgh (10/14/01). Ran for a two-point conversion vs. Indianapolis (10/25/01) and at Seattle (11/24/02).

SINGLE GAME CAREER HIGHS

Pass Attempts: 54 at Seattle (9/20/98)
Pass Completions: 30 vs. Arizona (11/22/98)
Completion Percentage: 80.95 vs. Denver (12/16/01)

Passing Yards: 431 vs. Carolina (11/5/00)
TD Passes: 5 vs. Miami (9/29/02)

Interceptions: 4 at Denver (10/7/01)

Long Pass: 99 vs. San Diego (12/22/02)
Rushing Attempts: 6 at N.Y. Giants (11/12/00)
Rushing Yards: 54 at N.Y. Giants (11/12/00)
Rushing TDs: 1, four times, last vs. Buffalo (11/17/02)
Long Run: 24 vs. Miami (9/29/02)

STREAKS & MILESTONES: Has a 22-29 record (.431) as an NFL starter (6-8 with Washington, 2-3 with St. Louis and 14-18 with Kansas City). Has started 32 straight games in a Chiefs uniform dating back to a game vs. Oakland (9/9/01). He needs four more starts to overtake Steve DeBerg (35) for the second-longest streak by a QB in team history. Has seven 300-yard games with the Chiefs and needs three more to move ahead of Len Dawson (nine) for second in franchise annals. Ranks sixth in Kansas City history with 43 TD passes and needs 14 more to pass Mike Livingston (56) for fifth. Has 583 completions on 993 attempts to rank seventh in team history, needing 12 more completions and 83 more attempts to move ahead of Steve Bono (594-1,075) in each category. Completed his 1,000th NFL pass at Oakland (12/28/02). Needs seven more attempts to reach the 1,000-pass plateau with the Chiefs.



CHIEFS RECORD BOOK MOST CONSECUTIVE GAMES STARTED QUARTERBACKS



- 51 Len Dawson Oct. 31, 1965 - Sept. 21, 1969
- 35 Steve DeBerg Nov. 26, 1989 - Dec. 8, 1991
- 32 Trent Green Sept. 9, 2001 - Dec. 28, 2002
- 28 Len Dawson Sept. 8, 1962 - Nov. 8, 1963
 Steve Bono Sept. 3, 1995 - Nov. 24, 1996
 Elvis Grbac Dec. 26, 1998 - Nov. 19, 2000

VETERANS

GREEN'S GAME-BY-GAME PASSING

1993 – San Diego Chargers (Did Not Play)

1994 – British Columbia Lions (CFL)

1995 – Washington Redskins (Did Not Play)

1996 – Washington Redskins (Did Not Play)

1997 – Washington Redskins

Date	Opponent	Att.	Comp.	Yds.	Comp.%	TD	INT	Sack/Lost	Rating	Result
12/20	Philadelphia	1	0	0	0.0	0	0	0/0		L 7-15

1998 – Washington Redskins

Date	Opponent	Att.	Comp.	Yds.	Comp.%	TD	INT	Sack/Lost	Rating	Result
9/6	@ N.Y. Giants	25	17	208	68.0	2	0	3.0/17.0	120.1	L 24-31
*9/14	San Francisco	25	14	201	56.0	1	1	4.0/19.0	78.9	L 10-45
*9/20	@ Seattle	54	27	383	50.0	2	2	3.0/14.0	70.2	L 14-24
*9/27	Denver	31	19	252	61.3	1	2	3.0/17.0	70.6	L 16-38
*10/5	Dallas	29	13	193	44.8	1	1	4.0/29.0	64.3	L 10-31
*10/11	@ Philadelphia	21	12	115	57.1	0	1	4.0/30.0	52.5	L 12-17
10/18	Minnesota									L 7-41
										L 7-41
*11/1	N.Y. Giants	31	21	225	67.7	1	0	4.0/29.0	99.4	W 21-14
*11/8	@ Arizona	33	17	183	51.5	1	0	3.0/16.0	78.1	L 27-29
*11/15	Philadelphia	33	14	169	42.4	1	0	4.0/31.0	68.8	W 28-3
*11/22	Arizona	49	30	382	61.2	4	1	5.0/29.0	104.6	L 42-45
*11/29	@ Oakland	31	16	224	51.6	3	0	3.0/15.0	107.6	W 29-19
*12/6	San Diego	37	18	235	48.6	2	1	2.0/23.0	75.6	W 24-20
*12/13	@ Carolina	42	23	257	54.8	2	0	1.0/8.0	89.3	W 28-25
*12/19	Tampa Bay	33	16	191	48.5	1	1	5.0/55.0	64.1	W 20-16
*12/27	@ Dallas	35	21	223	60.0	1	1	1.0/11.0	76.2	L 7-23

1999 – St. Louis Rams (Injured Reserve/Knee)

2000 – St. Louis Rams

Date	Opponent	Att.	Comp.	Yds.	Comp.%	TD	INT	Sack/Lost	Rating	Result
9/4	Denver									W 41-36
9/10	@ Seattle									W 37-34
9/17	San Francisco									W 41-34
9/24	@ Atlanta									W 41-20
10/1	San Diego	4	3	75	75.0	1	0	0.0/0.0	156.3	W 57-31
10/15	Atlanta									W 45-29
10/22	@ Kansas City	21	15	205	71.4	3	1	2.0/14.0	121.8	L 34-54
*10/29	@ San Francisco	39	22	310	56.4	2	1	2.0/12.0	88.4	W 34-24
*11/5	Carolina	42	29	431	69.0	2	0	5.0/36.0	118.3	L 24-27
*11/12	@ N.Y. Giants	45	27	272	60.0	4	1	2.0/16.0	99.8	W 38-24
*11/20	Washington	38	23	366	60.5	2	1	6.0/22.0	97.5	L 20-33
*11/26	New Orleans	41	20	289	48.8	2	1	6.0/38.0	78.5	L 24-31
12/3	@ Carolina									L 3-16
12/10	Minnesota									W 40-29
12/18	@ Tampa Bay									L 35-38
12/24	@ New Orleans	10	6	115	60.0	0	0	1.0/7.0	100.0	W 26-21
Playoffs										
12/30	@ New Orleans									L 28-31

2001 – Kansas City Chiefs

Date	Opponent	Att.	Comp.	Yds.	Comp.%	TD	INT	Sack/Lost	Rating	Result
*9/9	Oakland	37	16	222	43.2	1	1	1.0/3.0	60.9	L 24-27
*9/23	N.Y. Giants	34	17	184	50.0	0	1	1.0/6.0	54.0	L 3-13
*9/30	@ Washington	26	21	307	80.8	3	0	1.0/1.0	154.3	W 45-13
*10/7	@ Denver	40	25	283	62.5	0	4	4.0/28.0	44.1	L 6-20
*10/14	Pittsburgh	33	16	127	48.5	0	1	4.0/21.0	45.9	L 17-20
*10/21	@ Arizona	44	21	352	47.7	1	2	1.0/12.0	63.8	L 16-24
*10/25	Indianapolis	43	22	324	51.2	3	3	3.0/10.0	70.3	L 28-35
*11/4	@ San Diego	25	13	146	52.0	0	1	2.0/16.0	53.1	W 25-20
*11/11	@ N.Y. Jets	31	16	143	51.6	1	3	3.0/19.0	35.5	L 7-27
*11/25	Seattle	26	16	256	61.5	0	0	3.0/11.0	94.4	W 19-7
*11/29	Philadelphia	35	21	213	60.0	1	1	2.0/5.0	75.1	L 10-23
*12/9	@ Oakland	32	15	168	46.9	2	1	3.0/10.0	81.9	L 26-28
*12/16	Denver	21	17	292	81.0	1	1	5.0/39.0	114.8	W 26-23 OT
*12/23	San Diego	28	19	203	67.9	1	2	1.0/0.0	71.0	W 20-17
*12/30	@ Jacksonville	35	26	294	74.3	2	2	2.0/21.0	94.2	W 30-26
*1/6	@ Seattle	33	15	184	45.5	1	1	3.0/2.0	60.7	L 18-21

2002 - Kansas City Chiefs

Date	Opponent	Att.	Comp.	Yds.	Comp.%	TD INT	Sack/Lost	Rating	Result
*9/8	@ Cleveland	29	20	276	69.0	1 1	0.0/0.0	96.3	W 40-39
*9/15	Jacksonville	31	16	199	51.6	1 2	1.0/3.0	55.7	L 16-23
*9/22	@ New England	25	16	149	64.0	3 2	3.0/21.0	86.5	L 38-41 OT
*9/29	Miami	34	24	328	70.6	5 0	0.0/0.0	140.7	W 48-30
*10/6	@ N.Y. Jets	33	23	296	69.7	2 1	1.0/7.0	105.1	W 29-25
*10/13	@ San Diego	29	17	236	58.6	3 2	1.0/5.0	90.6	L 34-35
*10/20	Denver	33	20	172	60.6	0 0	4.0/29.0	74.3	L 34-37 OT
*10/27	Oakland	30	18	208	60.0	1 2	3.0/18.0	64.3	W 20-10
*11/10	@ San Francisco	27	15	193	55.6	0 0	3.0/17.0	78.2	L 13-17
*11/17	Buffalo	20	12	197	60.0	0 0	1.0/5.0	93.1	W 17-16
*11/24	@ Seattle	34	26	343	76.5	2 1	2.0/8.0	115.2	L 32-39
*12/1	Arizona	20	14	209	70.0	2 0	1.0/5.0	137.3	W 49-0
*12/8	St. Louis	15	10	100	66.7	1 0	1.0/3.0	107.6	W 49-10
*12/15	@ Denver	42	18	310	42.9	2 0	1.0/1.0	84.4	L 24-31
*12/22	San Diego	36	23	337	63.9	3 1	3.0/14.0	110.5	W 24-22
*12/28	@ Oakland	32	15	137	46.9	0 1	1.0/5.0	46.0	L 0-24

*Indicates Games Started

GREEN'S 300-YARD PASSING GAMES (12)



Date	Opponent	Att.	Comp.	Yards	TDs	INTs	Result
*9/20/98	@ Seattle	54	27	383	2	2	L, 14-24
*11/22/98	Arizona	49	30	382	4	1	L, 42-45
#10/29/00	San Francisco	39	22	310	2	1	W, 34-24
#11/5/00	Carolina	42	29	431	2	0	L, 24-27
#11/20/00	Washington	38	23	366	2	1	L, 20-33
†9/30/01	@ Washington	26	21	307	3	0	W, 45-13
†10/21/01	@ Arizona	44	21	352	1	2	L, 16-24
†10/25/01	Indianapolis	43	22	324	3	3	L, 28-35
†9/29/02	Miami	34	24	328	5	0	W, 48-30
†11/24/02	@ Seattle	34	26	343	2	1	L, 32-39
†12/15/02	@ Denver	42	18	310	2	0	L, 24-31
†12/22/02	San Diego	36	23	337	3	1	W, 24-22

*with Washington #with St. Louis †with Kansas City

GREEN'S FOURTH-QUARTER COMEBACKS (10)



Date	Opponent	Fourth Quarter		Result
		Score	Score	
*12/6/98	San Diego	17-20	17-20	W, 24-20
*12/19/98	Tampa Bay	7-16	7-16	W, 20-16
#10/29/00	@ San Francisco	24-24	24-24	W, 34-24
†11/4/01	@ San Diego	19-20	19-20	W, 25-20
†12/16/01	Denver	23-23	23-23	W, 26-23 OT
†12/23/01	San Diego	10-14	10-14	W, 20-17
†9/8/02	@ Cleveland	17-27	17-27	W, 40-39
†10/6/02	@ N.Y. Jets	15-22	15-22	W, 29-25
†11/17/02	Buffalo	10-16	10-16	W, 17-16
†12/22/02	San Diego	21-22	21-22	W, 24-22

*with Washington #with St. Louis †with Kansas City

CHIEFS RECORD BOOK
HIGHEST PASSER RATING
SEASON



1. 101.9	Len Dawson	1966
2. 98.8	Len Dawson	1968
3. 98.4	Len Dawson	1962
4. 96.3	Steve DeBerg	1990
5. 92.6	Trent Green	2002

CHIEFS RECORD BOOK
HIGHEST COMPLETION
PERCENTAGE, SEASON



1. 66.43	Len Dawson (140-93)	1975
2. 61.06	Trent Green (470-287)	2002
3. 60.95	Len Dawson (310-189)	1962
4. 60.74	Joe Montana (298-181)	1993

VETERANS



GREEN'S GAMES WITH A 100.0+ RATING (12)



Date	Opponent	Att.	Comp.	Yards	TDs	INTs	Rating	Result
*9/6/98	@ N.Y. Giants	25	17	208	2	0	120.1	L, 24-31
*11/22/98	Arizona	49	30	382	4	1	104.3	L, 42-45
*11/29/98	@ Oakland	31	16	224	3	0	107.5	W, 29-19
#10/22/00	@ Kansas City	21	15	205	2	1	122.0	L, 34-54
#11/5/00	Carolina	42	29	431	2	0	118.3	L, 24-27
†9/30/01	@ Washington	26	21	307	3	0	154.3	W, 45-13
†12/16/01	Denver	21	17	292	1	1	114.8	W, 26-23 OT
†9/29/02	Miami	34	24	328	5	0	140.7	W, 48-30
†10/6/02	@ N.Y. Jets	33	23	296	2	1	105.1	W, 29-25
†11/24/02	@ Seattle	34	26	343	2	1	115.2	L, 32-39
†12/1/02	Arizona	20	14	209	2	0	137.3	W, 49-0
†12/22/02	San Diego	36	23	337	3	1	110.5	W, 24-22

(Minimum 20 pass attempts)

*with Washington

#with St. Louis †with Kansas City



CHIEFS RECORD BOOK MOST 300-YARD PASSING GAMES, CAREER



1. 15 Bill Kenney 1979-88
2. 9 Len Dawson 1962-75
3. 7 Elvis Grbac 1997-00
Trent Green 2001-02
5. 5 Steve DeBerg 1988-91



CHIEFS RECORD BOOK MOST 300-YARD PASSING GAMES, SEASON



1. 7 Bill Kenney 1983
2. 5 Elvis Grbac 2000
3. 4 Joe Montana 1994
Trent Green 2002
5. 3 Trent Green 2001



CHIEFS RECORD BOOK CONSECUTIVE GAMES TOUCHDOWN PASSES



1. 15 Elvis Grbac 11/28/99-11/12/00
2. 14 Len Dawson 10/3/65-10/8/66
3. 12 Len Dawson 9/8/62-12/2/62
Trent Green 11/29/01-10/13/02



CHIEFS RECORD BOOK MOST YARDS GAINED CONSECUTIVE SEASONS



1. 7,558 Elvis Grbac 1999-00
2. 7,473 Trent Green 2001-02
3. 6,446 Bill Kenney 1983-84
4. 6,409 Steve DeBerg 1990-91
5. 5,693 Steve Bono 1995-96



CHIEFS RECORD BOOK MOST YARDS GAINED SEASON



1. 4,348 Bill Kenney 1983
2. 4,169 Elvis Grbac 2000
3. 3,783 Trent Green 2001
4. 3,690 Trent Green 2002
5. 3,444 Steve DeBerg 1990



CHIEFS RECORD BOOK MOST TOUCHDOWN PASSES, SEASON



1. 30 Len Dawson 1964
2. 29 Len Dawson 1962
3. 26 Len Dawson 1963, 1966
Trent Green 2002
5. 24 Len Dawson 1967
Bill Kenney 1983



CHIEFS RECORD BOOK MOST COMPLETIONS CONSECUTIVE SEASONS



1. 620 Elvis Grbac 1999-00
2. 583 Trent Green 2001-02
3. 528 Steve Bono 1995-96
4. 514 Steve DeBerg 1990-91
5. 497 Bill Kenney 1983-84



CHIEFS RECORD BOOK MOST ATTEMPTS CONSECUTIVE SEASONS



1. 1,046 Elvis Grbac 1999-00
2. 993 Trent Green 2001-02
3. 958 Steve Bono 1995-96
4. 885 Bill Kenney 1983-84
5. 878 Steve DeBerg 1990-91

VETERANS

One-Time Pro Bowler ('02)

82

Dante

HALL

Wide Receiver • 5-8 • 187



Born: September 20, 1978
Lufkin, Texas

Texas A&M
Draft (No. 5a - 2000)
NFL: 4 (4th with Chiefs)
GP/GS: (34/0) Playoffs: (0/0)

Pro Career: Electrifying fourth-year performer coming off a breakthrough campaign in 2002 ... Is unquestionably one of the most exciting return men in the league today and continues to emerge as a big play threat in the passing game ... Will likely take on an increased role on offense ... Is listed as a wide receiver, but is a true triple-threat performer who can make a difference as a receiver, runner or return man ... Can line up in the backfield or split out, making him especially difficult to defend, particularly in third-down situations ... One of the speediest players on the Kansas City squad, can run by defenders, but has also displayed the ability to elude even the most seasoned defenders with his ability to stop, start, shimmy and shake ... Last year became only the second player in Chiefs history to garner a Pro Bowl selection as a kick returner, joining J.T. Smith who earned the honor after the '80 season ... Is one of just eight players in Chiefs history to record a TD three different ways after producing three TD receptions, two punt return TDs and one kickoff return score ... Tied a team record with those three combined kick return scores a year ago, becoming the first Chief to accomplish that feat since Tamarick Vanover in '95 ... Also tied a team single-season mark with a pair of punt return TDs ... Joined Oakland RB Terry Kirby and New Orleans WR Michael Lewis as the only players to return both a punt and a kickoff for a TD in 2002 ... Recorded a rare daily double by getting an 88-yard kickoff return TD and an 86-yard punt return TD vs. St. Louis (12/8/02), making him just one of 21 players in NFL history to score on both a kickoff return and a punt return in the same game ... Owns the longest punt return in franchise history after producing his first pro score on a 90-yard punt runback vs. Arizona (12/1/02) ... In total, accumulated 2,120 combined net yards in 2002, the third-highest tally in team history, trailing only the 2,287 yards amassed by RB Priest Holmes in 2002 and the 2,169 yards Holmes racked up in 2001 ... Touched the ball a total of 117 times last season, averaging 18.1 yards every time he got the pigskin in his hands ... Set franchise single-season records with 57 kickoff returns for 1,354 yards a year ago, breaking the previous marks of 51 for 1,308 set by Vanover in '97 ... Ranks second in team history in both career kickoff returns (117) and kickoff return yardage (2,681) ... Is fifth on the club's all-time punt return yardage chart with 662 yards and needs just 126 more yards to vault into third ahead of RB Ed Podolak (739) and CB Dale Carter (787) ... Is truly a threat to score everytime he gets the ball in his hands ... Owns six career touchdowns, with those scores coming from an average distance of 74.7 yards out ... Took over Kansas City's return duties on a full-time basis in 2001 after seeing limited action in that role as a rookie in 2000 ... Joins a growing list of NFL Europe alumni playing in the NFL after spending the spring of 2001 playing for the Scottish Claymores ... Has seen duty in 34 regular season contests, taking snaps on offense in 21 games ... Owns 117 kickoff returns for 2,681 yards (22.9 avg.) with a TD to go along with 67 punt returns for 662 yards (9.9 avg.) with two TDs ... Has 13 rushes for 64 yards (4.9 avg.) and 20 receptions for 322 yards (16.1 avg.) with three scores ... Was selected by the Chiefs in the fifth round (153rd overall) of the 2000 draft.

2002: Saw action in 16 games as a reserve WR and return specialist ... Was selected to his first Pro Bowl as a kick returner ... Produced 117 total touches for 2,120 combined net yards (18.1 avg.) with six TDs, the third-highest seasonal yardage tally in team history ... Had a team-record 57 kickoff returns for 1,354 yards (23.8 avg.) with one TD to go with 29 punt returns for a career-high 390 yards (13.4 avg.) with two TDs ... Added 11 carries for 54 yards (4.9 avg.) and 20 receptions for 322 yards (16.1 avg.) with three scores ... His 1,354 kickoff return yards set a Chiefs single-season record, ranking second in the AFC and third in the NFL ... Finished fourth in the AFC and seventh in the NFL with 29 kickoff returns of 20+ yards ... Ranked third in the AFC and fifth in the NFL with his 13.4 punt return average ... His two punt returns for TDs tied the Chiefs single-season mark ... Joined Oakland RB Terry Kirby and New Orleans WR Michael Lewis as the only players in the NFL to return both a punt and kickoff for a TD on the season ... Recorded career highs with seven KO returns for

EXTRA POINTS

The only home game of Hall's pro career that his mother missed was vs. Arizona (12/1/02) when he recorded a 90-yard punt return TD. She was on hand the following week vs. St. Louis (12/8/02) when he had two return TDs.

VETERANS

192 yards (27.4 avg.) at Cleveland (9/8). Tied a career high with two carries for 14 yards and caught his first career NFL pass for four yards ... Registered two carries for a career-best 34 yards, including a career-long 21-yard carry at New England (9/22) ... Touched the ball a career-high 11 times for 120 yards vs. Miami (9/29) ... Scored his first NFL TD on a weaving 60-yard reception at the N.Y. Jets (10/6) ... Returned a career-best six punts for a career-high 128 yards (21.3 avg.) vs. Arizona (12/1). Registered his first career return score on a 90-yard punt runback, the longest punt return in team history and the club's first punt return for a score since WR Tamarick Vanover had an 84-yarder vs. Oakland (1/2/00) ... Returned three kickoffs for 134 yards with an 88-yard TD and had two punt returns for 95 yards with an 86-yard TD vs. St. Louis (12/8). Earned AFC Special Teams Player of the Week honors for his efforts and became one of just 21 players in NFL history to record two kick returns (kickoff or punt) for TDs in a single game and the only Chiefs player to accomplish that feat. His 86-yard punt return tied for the third-longest in team history, while his 44.67 kickoff return average set a Chiefs single-game record ... Tied a career high with 11 touches for a career-high 259 yards (23.5 avg.) at Denver (12/15). Caught a career-best five passes for a career-high 143 yards (28.6 avg.) with two TDs. Got his first score of the game on a career-long 75-yard reception in the third quarter and then produced an electrifying 49-yard TD catch in the fourth quarter in which he stopped, started and shifted numerous times to dodge several defenders in one of the most exciting plays in the entire league on the season. Also had five kickoffs for 100 yards (20.0 avg.) and one punt for 16 yards ... Returned the opening kickoff 48 yards at Oakland (12/28).

2001: Appeared in 13 games as the club's return specialist and took snaps in five games on offense ... Registered 43 KO returns for 969 yards to finish ninth in the AFC with a 22.5-yard avg. ... Returned 32 punts for 235 yards (7.3 avg.) and had two rushes for 10 yards ... Ran back punts and kickoffs for the club in the season's initial five games ... Returned four punts for 27 yards at Denver (10/7) ... Was inactive vs. Pittsburgh (10/14), at Arizona (10/21) and vs. Indianapolis (10/25) with a shoulder injury he suffered vs. the Broncos ... Returned to the lineup at San Diego (11/4) ... Registered his first career carry for six yards at the N.Y. Jets (11/11) ... Had five KO returns for a season-high 131 yards with a long of 59 yards vs. Philadelphia (11/29), as well as one rush for four yards ... Returned three KOs for 106 yards, including a season-long 71 yard return at Oakland (12/9) ... Had a season-high six KO returns for 108 yards vs. Denver (12/16) ... Returned five KOs for 122 yards at Jacksonville (12/30).

NFL Europe (2001): Started nine games at WR for the Scottish Claymores ... Ranked sixth in the NFL Europe with 34 receptions and was eighth with 462 yards for five scores ... Led the league with 26 KO returns for 635 yards (24.4 avg.) and was second in punt returns with 15 for 177 yards (11.8 avg.) ... Was second in NFL Europe with 1,286 combined net yards.

2000: Played on special teams in five games, returning 17 KOs for 358 yards (21.1 avg.) and six punts for 37 yards (6.2 avg.) ... Was inactive for the first three games due to a back injury ... Made his NFL debut at Denver (9/24), returning five KOs for 108 yards ... Returned three KOs for 81 yards vs. Seattle (10/2) ... Took back three KOs for 84 yards vs. Oakland (10/15) ... Returned two KOs for 24 yards vs. St. Louis (10/22) ... Took back four KOs for 61 yards at Seattle (10/29) ... Was inactive for the final eight games of the season.

College: Finished his collegiate career with 4,707 all-purpose yards, the second-highest tally in school history, trailing only Darren Lewis, who racked up 5,138 yards from '87-'90 ... Also ranked second in Aggies history with 943 career punt return yards ... Established the Texas A&M single-season punt return record with 573 yards on 43 runbacks (13.3 avg.) as a freshman in '96 ... Saw action in 43 career games (25 starts), rushing 522 times for 2,818 yards (5.4 avg.) and 22 TDs ... Finished his career with eight 100-yard rushing contests ... Also caught 22 passes for 260 yards ... Had 78 career punt returns for 943 yards (12.1 avg.) and two TDs ... Returned 32 KOs for 686 yards (21.4 avg.), as well ... Final collegiate tally showed 654 total touches for 4,707 yards and 24 TDs ... Appeared in six games, starting four contests before being ruled ineligible for the remainder of the season in '99 ... Finished the year with 53 carries for 179 yards (3.4 avg.) and a pair of TDs ... Added five receptions for 59 yards (11.8 avg.) ... Produced 134 yards on 11 punt returns (12.2 avg.) and 34 yards on three kickoff returns (11.3 avg.) ... Played in all 13 games, starting nine contests his junior year in '98 ... Led the team in rushing with 243 carries for 1,024 yards (4.2 avg.) and eight scores ... Caught six passes for 92 yards (15.3 avg.) ... Returned eight KOs for 172 yards (21.5 avg.) and had seven punt returns for 28 yards (4.0 avg.) ... Played in 12 games with 11 starts as a sophomore ... Led the team with 134 carries for 973 yards (7.3 avg.) and nine TDs ... Grabbed eight passes for 97 yards (12.1 avg.) ... Gained 208 yards with a score on 17 punt returns and had 156 yards on seven KO returns (22.3 avg.) ... Played in all 12 games with one start as a redshirt freshman ... Ranked third on the team with 92 carries for 642 yards (7.0 avg.) and three TDs ... Set school seasonal records with 43 punt returns for 573 yards (13.3 avg.) and a score ... Added 324 yards on 14 kickoff returns (23.1 avg.) and 12 yards on three catches (4.0 avg.) ... Majored in Sociology at Texas A&M.

Personal: An All-America selection as a senior at Nimitz High School in Houston, Texas ... Despite playing in only seven games due to a knee injury as a senior, still rushed for over 900 yards that year ... Has partnered with the NFL's "Play It Smart" program, serving as a mentor to the Central High School football team ... Full name: Damieon Dante Hall ... Single ... Resides in Overland Park, Kansas.



HALL'S NFL STATISTICS



Year	Team	G-S	RUSHING					RECEIVING				
			No.	Yds.	Avg.	LG	TD	No.	Yds.	Avg.	LG	TD
2000	Kansas City	5-0	0	0	0.0	--	0	0	0.0	--	0	
2001	Kansas City	13-0	2	10	5.0	6	0	0	0.0	--	0	
2002	Kansas City	16-0	11	54	4.9	21	0	20	322	16.1	75	
Totals		34-0	13	64	4.9	21	0	20	322	16.1	75	3

Year	Team	PUNT RETURNS					KICKOFF RETURNS				
		No.	Yds.	Avg.	LG	TD	No.	Yds.	Avg.	LG	TD
2000	Kansas City	6	37	6.2	22	0	17	358	21.1	36	0
2001	Kansas City	32	235	7.3	26	0	43	969	22.5	71	0
2002	Kansas City	29	390	13.4	90	2	57	1,354	23.8	88	1
Totals		67	662	9.9	90	2	117	2,681	22.9	88	1

SINGLE GAME CAREER HIGHS

- Rushing Attempts:** 2 at Cleveland (9/8/02)
at New England (9/22/02)
- Rushing Yards:** 34 at New England (9/22/02)
- Long Rush:** 21 at New England (9/22/02)
- Receptions:** 5 at Denver (12/15/02)
- Receiving Yards:** 143 at Denver (12/15/02)
- Long Reception:** 75 at Denver (12/15/02)
- Receiving TDs:** 2 at Denver (12/15/02)
- Punt Returns:** 6 vs. Arizona (12/1/02)
- Punt Return Yards:** 128 vs. Arizona (12/1/02)
- Long Punt Return:** 90 vs. Arizona (12/1/02)
- Punt Return TDs:** 1 vs. Arizona (12/1/02)
vs. St. Louis (12/8/02)
- Kickoff Returns:** 7 at Cleveland (9/8/02)
- KO Return Yards:** 192 at Cleveland (9/8/02)
- Long KO Return:** 88 vs. St. Louis (12/8/02)
59 vs. Philadelphia (11/29/01)
- Kickoff Return TDs:** 1 vs. St. Louis (12/8/02)
- Total Touches:** 11 vs. Miami (9/29/02)
at Denver (12/15/02)
- Combined Net Yards:** 259 at Denver (12/15/02)

STREAKS AND MILESTONES: Ranks second in Chiefs history in both career kickoff returns (117) and career kickoff return yardage (2,681). Is fifth in team annals with 662 career punt return yards and needs 78 more to move ahead of Ed Podolak (739) for fourth and 126 more to bypass Dale Carter (787) for third.



HALL'S CAREER TOUCHDOWNS (6)



Date	Opponent	How Scored	Result
10/6/02	@ N.Y. Jets	60-yard reception	W Kansas City 29, N.Y. Jets 25
12/1/02	Arizona	90-yard punt return	W Kansas City 49, Arizona 0
12/8/02	St. Louis	88-yard kickoff return	W Kansas City 49, St. Louis 10
	St. Louis	86-yard punt return	W Kansas City 49, St. Louis 10
12/15/02	@ Denver	75-yard reception	L Kansas City 24, Denver 31
	@ Denver	49-yard reception	L Kansas City 24, Denver 31

VETERANS



CHIEFS RECORD BOOK MOST KICKOFF RETURNS CAREER



- 212 Tamarick Vanover 1995-99
- 117 Dante Hall 2000-02
- 84 Dave Grayson 1961-64
- 68 Noland Smith 1967-69
- 64 Anthony Hancock 1982-86



CHIEFS RECORD BOOK MOST KICKOFF RETURNS SEASON



- 57 Dante Hall 2002
- 51 Tamarick Vanover 1997
- 44 Tamarick Vanover 1999
- 43 Tamarick Vanover 1995
- Dante Hall 2001



CHIEFS RECORD BOOK MOST KO RETURN YARDS CAREER



- 5,099 Tamarick Vanover 1995-99
- 2,681 Dante Hall 2000-02
- 2,231 Dave Grayson 1961-64
- 1,822 Noland Smith 1967-69
- 1,309 Abner Haynes 1960-64



CHIEFS RECORD BOOK MOST KO RETURN YARDS SEASON



- 1,354 Dante Hall 2002
- 1,308 Tamarick Vanover 1997
- 1,148 Noland Smith 1967
- 1,095 Tamarick Vanover 1995
- 969 Dante Hall 2001



**CHIEFS RECORD BOOK
COMBINED NET YARDS
SEASON**



1. 2,287 Priest Holmes 2002
2. 2,169 Priest Holmes 2001
3. **2,120 Dante Hall** **2002**
4. 2,100 Abner Haynes 1960
5. 1,897 Tamarick Vanover 1995



**CHIEFS RECORD BOOK
MOST PUNT RETURN
YARDS GAINED, CAREER**



1. 2,322 J.T. Smith 1978-84
2. 1,930 Tamarick Vanover 1995-99
3. 787 Dale Carter 1992-96
4. 739 Ed Podolak 1969-77
5. **662 Dante Hall** **2000-02**

46

Joe

HALL

Fullback • 6-1 • 300

**Kansas State
Free Agent (2003)
NFL 1 (1st with Chiefs)
GP/GS: (0/0) Playoffs: (0/0)**



**Born: November 3, 1979
Compton, California**

Pro Career: Immense fullback prospect who signed as a free agent with Kansas City on April 18th of 2003 ... Kansas State product expected to battle for a reserve role at fullback and contribute on special teams ... Originally entered the NFL as a rookie free agent with St. Louis in 2002, but was released on June 26th.

College: Saw duty in 19 games in two seasons at Kansas State after beginning his college career at Palomar Community College in Palomar, California ... Compiled 160 carries for 864 yards (5.4 avg.) and nine TDs for the Wildcats ... Played in 10 games, rushing 39 times for 251 yards (6.4 avg.) with three TDs as a senior ... Did not play football in 2000 ... Appeared in nine games, carrying the ball 121 times for a team-high 613 yards (5.1 avg.) with six TDs as a sophomore ... Garnered second-team All-Big 12 honors from *The Dallas Morning News* ... Was selected the California Offensive Player of the Year, first-team All-America and All-Mission Conference as a sophomore at Palomar CC when he rushed for 1,760 yards and 24 TDs ... Gained 833 yards as a freshman to be named second-team all-state and the Mission Conference Offensive Player of the Year ... Majored in Humanities and English at Kansas State.

Personal: A three-year letterman at Artesia High School in Lakewood, California ... Was a two-time All-Suburban League selection and was named first-team All-California Interscholastic Foundation as a senior ... Scored 30 touchdowns his senior season ... Also lettered four times in basketball, earning first-team All-CIF honors and was a three-time first-team All-Suburban League ... Full name: Joe Luther Hall ... Single ... Resides in Lynwood, California.

EXTRA POINTS

Hall led Kansas State in rushing with 613 yards in '99.

VETERANS



MONTANA, ALLEN MAKE THEIR KC DEBUT

A pair of Hall of Famers made their regular season debuts in Chiefs uniforms when QB Joe Montana and RB Marcus Allen took the field in the '93 season opener at Tampa Bay (9/5/93). The Chiefs claimed a 27-3 victory as Montana threw for 246 yards and three TDs to earn AFC Offensive Player of the Week honors. Montana's first TD as a member of the Chiefs was a 19-yard strike to WR Willie Davis in the second quarter. Meanwhile, Allen rushed 13 times for 79 yards, catching a 12-yard TD pass from Montana in the third quarter. The only current Chiefs player on the field that day was a rookie guard from Nebraska named Will Shields, who made his first regular season NFL appearance in that contest. Shields would begin a streak of 159 straight starts the following week at Houston (9/12/93).

40

Corey HARRIS

Cornerback • 5-10 • 187



Born: November 28, 1976
Jacksonville, Florida

**North Alabama
Free Agent (2001)
NFL: 3 (3rd with Chiefs)
GP/GS: (24/1) Playoffs: (0/0)**

Pro Career: Reliable special teams performer attempting to secure a reserve role in the Chiefs secondary once again in 2003 ... Enters his third season with the club after brief stints on the Saints active roster in '99 and 2000 ... Saw his most extensive pro duty a year ago when he played in 14 games and took defensive snaps in 11 contests ... Provides depth in Kansas City's defensive backfield and was a regular contributor in the club's nickel and dime packages last season ... Works on numerous specialty units, but frequently serves as a gunner on the punt coverage team, displaying the ability to down kicks deep in opposition territory ... Has seen action in 24 regular season games (one start), collecting 17 tackles (13 solo), a sack (-6.0 yards) and four passes defended ... Also has 14 tackles and a fumble recovery on special teams ... Originally signed with the Chiefs on July 11th of 2001, but was among the teams final players released on September 2nd prior to the season ... Rejoined the team on September 18th and spent the final 15 games on the active roster ... Came to Kansas City in 2001 after spending portions of two seasons with New Orleans ... Honed his skills with the Rhein Fire of NFL Europe in the spring of 2001 where he collected 40 tackles, seven passes defended and two interceptions ... Played in the first three games (one start) of the 2000 season with New Orleans before being waived on September 20th of 2000 ... Added to the Saints 53-man roster on December 17th of '99 after being signed to the practice squad on October 27th ... Originally joined the practice squad on September 6th, but was let go from the developmental squad on September 28th ... Attended training camp with the Saints in '99 before being released on September 5th ... Originally signed as a rookie free agent with the Saints on May 20th of '99.

EXTRA POINTS

Harris is the only player from North Alabama to ever make Kansas City's all-time roster.

Kansas City (2001-02): Has seen action in 18 games for the Chiefs, recording 17 tackles (13 solo), two passes defended and a sack (-6.0 yards) ... Also has 13 special teams stops and a fumble recovery on special teams.

2002: Played in 14 games on special teams and took snaps in 11 games on defense ... Was inactive for two contests ... Produced 17 tackles (13 solo), a sack (-6.0 yards), two passes defended and 11 special teams tackles ... Was inactive at Cleveland (9/8) and vs. Jacksonville (9/15) ... Racked up a career-high four tackles and got his first NFL sack (-6.0 yards) against Tom Brady at New England (9/22) ... Recorded three tackles and a pass defended vs. Miami (9/29) ... Worked as the club's dime CB at the N.Y. Jets (10/6) ... Recorded a tackle at San Diego (10/13) ... Made two special teams stops vs. Denver (10/20) ... Registered two tackles vs. Oakland (10/27) ... Had one tackle and two special teams stops vs. Buffalo (11/17) ... Produced two tackles at Seattle (11/24) ... Made three tackles and one special teams tackle vs. Arizona (12/1) ... Registered one pass defended and two special teams stops vs. St. Louis (12/8) ... Recorded two special teams tackles at Denver (12/15) ... Played as a reserve CB in place on an injured Ray Crockett vs. San Diego (12/22), compiling one tackle ... Appeared as a reserve CB and on special teams at Oakland (12/28), collecting one tackle.

2001: Played in four games on special teams, recording two tackles and a fumble recovery ... Was inactive for 11 games ... Released in the club's final cut, but rejoined the club on September 18th ... Was inactive vs. the N.Y. Giants (9/23), at Washington (9/30), at Denver (10/7) and vs. Pittsburgh (10/14) ... Recovered a fumble on the kickoff coverage team in his first appearance in a Chiefs uniform at Arizona (10/21) ... Made a tackle on special teams and downed a punt on the two-yard line vs. Indianapolis (10/25) ... Had a special teams tackle at San Diego (11/4) ... Was inactive at the N.Y. Jets (11/11), vs. Seattle (11/25), vs. Philadelphia (11/29), at Oakland (12/9), vs. Denver (12/16), vs. San Diego (12/23) and at Jacksonville (12/30) ... Saw special teams duty at Seattle (1/6/02).

NFL Europe (2001): Saw action with the Rhein Fire ... Finished fifth on the team with 40 tackles (35 solo) ... Added seven passes defended and four special teams tackles.

New Orleans (1999-00): Saw action in six games (one start) with the Saints ... Recorded two passes defended and a special teams tackle during his two seasons in New Orleans.

VETERANS

2000: Started the first game of the season before playing in the next two games as a reserve ... Had a special teams tackle ... Started vs. Detroit (9/3) and saw reserve action at San Diego (9/10) and at Seattle (9/17) ... Waived on September 20th.

1999: Began the year on the Saints practice squad ... Was promoted to the active roster on December 17th and saw action in the final three games of the season ... Played on special teams at Baltimore (12/19) ... Had a pass defended vs. Dallas (12/24) and at Carolina (1/2/00).

College: Played his final two years of college at North Alabama after starting his college career at The Citadel ... Started all 22 games at North Alabama recording 95 tackles (69 solo), a tackle for loss, eight interceptions (279 yards), 27 passes defended and a fumble recovery ... Returned 18 kickoffs for 540 yards (30.0 avg.) with one TD and ran back 25 punts for 278 yards (10.9 avg.) ... As a senior he recorded 41 tackles, four INTs (82 yards), 13 passes defended and a tackle for loss ... Returned 18 kickoffs for 540 yards (30.0 avg.) with a score to go along with 14 punt returns for 86 yards and a touchdown ... Collected 54 tackles, four interceptions (197 yards), 14 passes defended and a fumble recovery in '97 ... Returned 11 punts for 187 yards (17.0 avg.) ... Made 121 tackles and an interception during his two seasons at The Citadel ... Also wrestled as a freshman for the Bulldogs ... Majored in Physical Education at North Alabama.

Personal: An All-Georgia selection at Northside High School in Warner-Robins, Georgia, where he played cornerback and wide receiver ... An All-Georgia selection in wrestling who won the '95 state championship ... Full name: Corey Alan Harris ... Married, wife Ebony with a son, Jalen (5) ... The Harris family resides in Independence, Missouri.



HARRIS' NFL STATISTICS



Year	Team	G-S	INTERCEPTIONS				TACKLES			FUMBLES		PASSES	SP. TM
			No.	Yds.	LG	TD	Solos	Asst.	Total	Rec.	For.	Defensed	Tackles
1999	New Orleans	3-0	0	0	--	0	0	0	0	0	0	2	0
2000	New Orleans	3-1	0	0	--	0	0	0	0	0	0	0	1
2001	Kansas City	4-0	0	0	--	0	0	0	0	0	0	0	2
2002	Kansas City	14-0	0	0	--	0	13	4	17	0	0	2	11
Totals		24-1	0	0	--	0	13	4	17	0	0	4	14

Additional Stats: Recovered a fumble on special teams at Arizona (10/21/01). Had a sack (-6.0 yards) at New England (9/22/02).

42

Shaunard HARTS

Safety • 6-0 • 207



Born: August 4, 1978
Pittsburg, California

Boise State
Draft (No. 7a - 2001)
NFL: 2 (2nd with Chiefs)
GP/GS: (19/11) Playoffs: (0/0)

Pro Career: Athletic young safety who took advantage of his opportunity to get on the field in 2002 ... Looking to build on that experience in his second season with the Chiefs in 2003 ... Is expected to compete for playing time in the secondary in 2003 after starting the final 11 games of last season ... Also serves as a key special teams contributor ... Spent time playing both wide receiver and running back in college and proved last season that he can cover plenty of ground in a hurry in the NFL ranks ... Versatile performer started at both safety spots for the club a year ago after injuries to SS Greg Wesley and FS Jerome Woods ... Started last season as a reserve safety and special teams performer ... Started a pair of games at strong safety in place of an injured Wesley before moving into the starting slot at free safety for the last nine contests of the year ... With Wesley and Woods back for 2003, will give the club another battle-tested performer in the secondary ... Began his tenure with the club on the practice squad in 2001 before earning a spot on the active roster by the end of his rookie campaign ... Is a physical tackler who isn't afraid of packing a wallop ... Earned a reputation for creating big plays after forcing or recovering a fumble in each of his first three pro starts ... Still learning the

EXTRA POINTS

Harts worked as both a wide receiver and running back at Boise State before finally moving to safety as a junior.

nuances of the safety position after moving to the defensive side of the ball prior to his junior campaign at Boise State ... Has played in 19 games (11 starts), recording 86 tackles (60 solo), 2.0 sacks (-13.0 yards), four forced fumbles, one fumble recovery and two passes defended ... Has added eight stops and a fumble return on special teams ... After spending the first 14 weeks of the 2001 regular season on the Chiefs developmental squad, joined the club's 53-man roster on December 23rd where he spent the final three weeks of the season ... Joined the Chiefs as the first of the club's two picks in the seventh round (212th overall) of the 2001 NFL Draft.

2002: Played in 16 games on special teams ... Saw duty in 12 games on defense with 11 starts ... (two at strong safety and nine games at free safety) ... Ranked fourth on the team with 86 tackles (60 solo) and led the team with four forced fumbles ... Also registered 2.0 sacks (-13.0 yards), a fumble recovery, two passes defended, a tackle for loss and six special teams tackles ... Registered a career-high two special teams stops at New England (9/22) ... Saw his first career action on defense at safety replacing an injured Greg Wesley at the N.Y. Jets (10/6), recording nine tackles, a pass defended and a career-best two special teams stops ... Started his first career NFL game at strong safety in place of an injured Wesley at San Diego (10/13), producing a career-high 12 tackles (nine solo), a pass defended, while forcing two WR Curtis Conway fumbles ... Started at strong safety vs. Denver (10/20), registering nine tackles and recovering a RB Clinton Portis fumble ... Opened the final nine games of the year at free safety, beginning vs. Oakland (10/27) when he produced five tackles and returned a fumble 11 yards after CB Eric Warfield had recovered a K Sebastian Janikowski blocked FG attempt ... Collected six tackles and his first NFL sack (-8.0 yards) of Matt Hasselbeck at Seattle (11/24) ... Made eight tackles at Denver (12/15) ... Amassed 10 tackles and forced a WR Reche Caldwell fumble with 43 seconds remaining in the game to clinch a 24-22 victory vs. San Diego (12/22) ... Registered six tackles and a sack and strip of QB Rich Gannon at Oakland (12/28).

2001: Played in three games on special teams, recording two tackles ... Was added to the 53-man roster on December 23rd after spending the first 14 weeks of the season on the practice squad ... Saw his first NFL action vs. San Diego (12/23), making one tackle on special teams ... Had a special teams tackle at Jacksonville (12/30) ... Appeared on special teams at Seattle (1/6/02).

College: Saw duty in 43 games (22 starts) at Boise State ... Started his career as a split end before moving to tailback as a sophomore and switching to safety before his junior season ... Recorded 145 tackles (85 solo), 21.0 tackles for loss (-97.0 yards), 12.0 sacks (-70.0 yards), seven passes defended and four forced fumbles ... Started all 11 games as a senior, registering 81 tackles (46 solo), 7.0 sacks (-48.0 yards), 13.0 tackles behind the line (-66.0 yards), two INTs (39 yards) with one TD and six passes defended to earn first-team All-Big West honors ... Switched to defense in '99 and started 10 games at safety ... Recorded 64 tackles (39 solo), 8.0 tackles behind the line (-31.0 yards), 5.0 sacks (-22.0 yards), caused four fumbles, three QB pressures and a pass defended ... Rushed 90 times for 406 yards (4.5 avg.) with three TDs as a sophomore in '98 ... Caught 31 passes for 449 yards (14.5 avg.) and three touchdowns from '97-98 ... Also returned 21 kickoffs for 361 yards (17.2 avg.) in '98 ... Caught 19 passes for 203 yards (10.7 average) and two touchdowns ... Returned 21 kickoffs for 361 yards (17.2 average) ... Appeared in 11 games (one start) as a reserve wide receiver during his freshman campaign in '97 ... Caught 12 passes for 246 yards (20.5 avg.) and a touchdown ... Was redshirted in '96 and served on the scout team as a receiver ... Majored in Social Science at Boise State.

Personals: An All-Bay Valley Area League selection as a senior at Pittsburg High School in Pittsburg, California ... Lettered three times as a receiver ... Caught 36 passes for 686 yards with seven TDs as a senior ... Also lettered three times in track and basketball ... Has seven brothers and five sisters ... Full name: Shaunard Trudell Harts (pronounced sha-NARD) ... Single with a son, Shaunard, Jr. (7) and a daughter, Siany who was born in May of 2003 ... Resides in Grain Valley, Missouri.

VETERANS



HARTS' NFL STATISTICS



Year	Team	G-S	INTERCEPTIONS				TACKLES			FUMBLES		PASSES	SP. TM
			No.	Yds.	LG	TD	Solos	Asst.	Total	Rec.	For.	Defensed	Tackles
2001	Kansas City	3-0	0	0	--	0	0	0	0	0	0	0	2
2002	Kansas City	16-11	0	0	--	0	60	26	86	1	4	2	6
Totals		19-11	0	0	--	0	60	26	86	1	4	2	8

Additional Stats: Has 2.0 sacks (-13.0 yards) - 1.0 sack (-8.0 yards) at Seattle (11/24/02) and 1.0 sack (-5.0 yards) at Oakland (12/28/02). Returned a CB Eric Warfield fumble 11 yards after Warfield had recovered a blocked FG attempt vs. Oakland (10/27/02).

SINGLE GAME CAREER HIGHS

- Tackles:** 12 at San Diego (10/13/02)
- Sacks:** 1.0 at Seattle (11/24/02)
at Oakland (12/28/02)
- Passes Defensed:** 1 at N.Y. Jets (10/6/02)
at San Diego (10/13/02)
- Forced Fumbles:** 2 at San Diego (10/13/02)
- Fumble Recoveries:** 1 vs. Denver (10/20/02)
- Sp. Teams Tackles:** 2 at New England (9/22/02)
at N.Y. Jets (10/6/02)

98

Eric

HICKS

Defensive End • 6-6 • 280



Maryland

Free Agent (1998)

NFL: 6 (6th with Chiefs)

GP/GS: (64/58) Playoffs: (0/0)

Born: June 17, 1976

Erie, Pennsylvania

Pro Career: Remarkable NFL success story who seemingly overcomes every obstacle thrown his way, whether on or off the field ... Enters his sixth campaign with Kansas City in 2003 and his fifth as the club's starter at left defensive end ... Is one of the cornerstones of the Chiefs defensive unit ... Always gives all-out effort on every snap and is one of the club's leaders in the locker room ... Is arguably the club's biggest impact performer on the defensive side the ball, owning the ability to single-handedly change the course of a game with a big play ... Already has 30.5 career sacks, ranking seventh in Chiefs history ... With 5.0 more sacks in 2003, can supplant Wilbur Young (35.0) for sixth on the club's all-time chart and needs 10.0 more to move ahead of Bill Maas (40.0) for fifth ... Possesses a lethal combination of speed, power and agility ... Is continually adding new moves to his pass-rushing repertoire ... Started receiving respect from the rest of the league after accumulating 14.0 sacks in just 11 starts during the 2000 campaign ... That sack tally tied as the seventh-highest seasonal mark in Kansas City history ... Became just the fourth Chiefs player to ever reach the 14.0-sack mark, joining the elite company of the late Derrick Thomas ('90, '92), Neil Smith ('92-'93) and Art Still ('80, '84) ... Was also named to *USA Today's* All-Joe team for his efforts in 2000, a honor which is bestowed annually to the league's top blue-collar performers ... Received second-team All-Pro honors from *Football Digest*, as well ... Has enjoyed a remarkable ride after initially coming to the Chiefs as a relatively obscure and undersized rookie free agent in '98 ... Became the only rookie free agent to make the club's Opening Day roster in '98 ... Packed on plenty of muscle mass the following off-season after originally weighing in with the Chiefs at 261 pounds ... Earned the starting spot at left defensive end in '99 after John Browning was lost for the year with an injury in training camp ... Won that starting job despite learning during camp that his infant daughter Shayla was diagnosed as having a severe heart condition. Eventually left camp for a brief time to be with his wife and daughter as Shayla underwent open-heart surgery ... With Shayla given a clean bill of health in 2000, entered his second season as a starter only to be faced with his own medical obstacle ... Was off to a phenomenal start to the 2000 campaign, getting 7.0 sacks in the Chiefs first six games, only to be felled by a right knee sprain ... That injury was diagnosed as a condition which would keep him out of the lineup a minimum of six weeks, but returned to the Chiefs lineup just four games later ... Has the ability to get sacks in big bunches, owning 11 career multi-sack contests ... Is particularly effective at Arrowhead, where nine of those 11 multi-sack efforts have come ... Has registered 8.5 of his sacks against San Diego, by far his highest total against any single opponent ... Also has shown a penchant for producing big plays in prime time contests ... Racked up a career-high 3.0 sacks in a 24-17 Monday Night Football win vs. Seattle (10/2/00) and got his first NFL score on a pivotal 44-yard fumble return in the fourth quarter of a 31-28 win vs. Minnesota (12/12/99) in a Sunday night contest ... Has spent his entire pro career with Bob Karmelowicz serving as his defensive line coach, who he is quick to credit for much of his success ... Has seen action in 64 career regular season games (58 starts) ... Has racked up 315 tackles (151 solo), 30.5 sacks (-195.0 yards), seven forced fumbles and five fumble recoveries, one of which he returned for a 44-yard TD ... Owns 96 QB pressures and eight passes defended, as well ... Had a forced fumble and two tackles in three games of special teams action as a rookie ... Originally entered the NFL with the Chiefs as a rookie free agent out of Maryland in '98.

EXTRA POINTS

Hicks' four-year-old daughter Shayla overcame numerous heart surgeries as an infant, inspiring Hicks to form the "Hicks for Hearts Foundation." Shayla's story was featured on Phil Simms' "All-Iron Team" special last season.

2002: Played in 16 games (15 starts) at left DE ... Led the defensive line and was third on the team with 91 tackles (42 solo), including three stops for a loss ... Ranked first on the club and tied for seventh in the AFC with 9.0 sacks (-69.5 yards) ... Led the team with 11 QB pressures ... Also forced two fumbles, recovered one fumble and had three passes defended ... Produced three tackles at Cleveland (9/8) before leaving with a muscle strain in his right leg ... Registered 2.0 sacks of Tom Brady at New England (9/22) after not starting when the club opened in a multi-DB set. Moved into 10th place in Chiefs history with 23.5 career sacks ... Amassed six tackles, a sack of Jay Fielder and

VETERANS

forced a RB Ricky Williams fumble vs. Miami (9/29) ... Tallied eight tackles and a sack of Drew Brees at San Diego (10/13) ... Totaled six tackles and a sack of Brian Griese vs. Denver (10/20) ... Registered seven tackles and 1.5 sacks vs. Arizona (12/1), getting a half of a sack of Jake Plummer and a full sack against Josh McCown ... Collected seven tackles in addition to a sack and strip of Jamie Martin vs. St. Louis (12/8). The fumble was returned by DE Duane Clemons for a 42-yard TD ... Amassed a sack of Griese and a fumble recovery at Denver (12/15) ... Tallied half of a sack of Drew Brees vs. San Diego (12/22) ... Made 10 tackles at Oakland (12/28).

2001: Started all 16 games at left DE ... Led the defensive line and ranked fifth on the team with a career-high 93 tackles (45 solo) ... Was second on the team with 3.5 sacks (-27.5 yards) ... Added seven tackles for loss, a fumble recovery, three forced fumbles and a pass defended ... Produced six tackles, a forced fumble and a QB pressure vs. the N.Y. Giants (9/23) ... Recorded nine tackles at Denver (10/7) ... Amassed 1.5 sacks of Kordell Stewart vs. Pittsburgh (10/14) ... Recovered a QB Peyton Manning fumble vs. Indianapolis (10/25) ... Tallied four tackles, a QB pressure and a sack (-6.0 yards) of Drew Brees, forcing a fumble on the play at San Diego (11/4) ... Produced seven tackles and a sack of Matt Hasselbeck vs. Seattle (11/25) ... Racked up seven tackles vs. Philadelphia (11/29) ... Totaled seven tackles, a QB pressure and forced a RB Terrell Davis fumble vs. Denver (12/16) ... Tallied nine tackles and a QB pressure at Jacksonville (12/30).

2000: Played in 13 games at left DE with 11 starts, missing three games due to a knee injury ... Selected to *USA Today's* All-Joe team and was a second-team All-Pro pick of *Football Digest* ... Led the team and was third in the AFC (sixth in the NFL) with a career-best 14.0 sacks (-73.0 yards) ... Also ranked third on the squad with 33 QB pressures and added a pair of passes defended ... Became just the fourth player in team history to record 14.0 or more sacks in a season, joining the late Derrick Thomas ('90, '92), Neil Smith ('92-93) and Art Still ('80, '84) ... Had five multi-sack games ... Registered 61 tackles (35 solo), 41 QB pressures, two passes defended and a fumble recovery ... Produced 7.0 sacks in the season's first six games ... Got a sack of Peyton Manning vs. Indianapolis (9/3) ... Had five QB pressures, a sack of Steve McNair and seven tackles at Tennessee (9/10) ... Registered his third career 2.0-sack game vs. San Diego (9/17) with 2.0 sacks of Moses Moreno ... Recorded seven tackles, four QB pressures and recovered a WR Rod Smith fumble at Denver (9/24) ... Enjoyed a monster night on Monday Night Football vs. Seattle (10/2), producing a career-high 3.0 sacks of Jon Kitna and adding a personal-best six QB pressures. Those 3.0 sacks were the most in a game by a Chief since Thomas had 6.0 vs. Oakland (9/6/98) ... Totaled four QB pressures vs. St. Louis (10/22) before leaving the game in the third quarter with a right knee sprain ... Saw reserve action at left DE vs. Buffalo (11/19) after missing three games with that knee injury, recording six tackles ... Saw reserve action at left DE at San Diego (11/26), posting 2.0 sacks of Ryan Leaf ... Produced a sack of Drew Bledsoe at New England (12/4) ... Tallied six QB pressures and 2.0 sacks of Steve Beuerlein vs. Carolina (12/10) ... Amassed 2.0 sacks of Gus Frerotte vs. Denver (12/17).

1999: Opened all 16 games at left DE, recording 70 tackles (29 solo), 4.0 sacks (-25.0 yards), 33 QB pressures, one forced fumble, two fumble recoveries, one of which he returned 44 yards for a TD and two passes defended ... Made his first career start at Chicago (9/12) ... Forced QB Jim Harbaugh to leave the game at San Diego (10/3) ... Posted five QB pressures vs. New England (10/10) ... Tallied the first 2.0 sacks of his career on Harbaugh vs. San Diego (10/31) ... Collected eight tackles at Indianapolis (11/7) ... Posted a career-high 10 tackles (five solo) and his first career fumble recovery off QB Trent Dilfer at Tampa Bay (11/14) ... Forced a Jon Kitna fumble vs. Seattle (11/21), setting up a Chiefs FG ... Had a team-high nine tackles at Oakland (11/28) ... Had three QB hurries at Denver (12/5) ... Scooped up a QB Jeff George fumble forced by Derrick Thomas and outran WR Randy Moss and RB Robert Smith to the end zone for a 44-yard TD to get his first NFL score vs. Minnesota (12/12) ... Had three QB pressures and a pass defended vs. Pittsburgh (12/18) ... Collected six tackles and three QB pressures at Seattle (12/26) ... Posted 2.0 sacks of Rich Gannon vs. Oakland (12/00).

1998: Appeared in three games, claiming two special teams tackles and a forced fumble on special teams ... Inactive for 13 contests, sitting out the season's first eight games and the club's final five contests ... Saw his first pro action at Seattle (11/8) ... Saw action on special teams vs. Denver (11/16) ... Forced a WR Latario Rachtal fumble and recorded two special teams tackles at San Diego (11/22).

College: Played in 41 games (22 starts) at Maryland ... Posted 147 tackles (107 solo), 9.5 sacks, 26.0 tackles for loss, three forced fumbles, two fumble recoveries and three passes defended ... Saw action in all 11 contests (seven starts) as a senior, opening six games at right defensive end and one at left end ... Concluded the year with 42 tackles, 1.5 sacks, 5.0 tackles for loss, a fumble recovery and a forced fumble ... Played in all 11 games (five starts) as a junior ... Finished the year with 43 tackles (29 solo) and added 4.0 sacks ... Played in all 11 games with 10 starts as a sophomore ... Collected 44 tackles (35 solo), 3.0 sacks, 6.0 tackles for loss, three passes defended and a fumble recovery ... Played in eight games with one start as a true freshman in '94, collecting 18 tackles (12 solo), 1.0 sack and two forced fumbles ... Majored in Criminology and Criminal Justice at Maryland.

Personal: Recorded a team-high 68 tackles and 6.0 sacks as a senior at Mercyhurst High School in Erie, Pennsylvania ... Full name: Eric David Hicks ... Married, wife Erica, with a daughter Shayla (4) and a second child expected in July ... Toughest member of the Hicks family may be Shayla who was born with a heart condition that required numerous surgeries when she was just an infant ... After spending several months at Children's Mercy Hospital in '99, she has been healthy and the prognosis

is good for her to remain that way ... Shayla received special mention on Phil Simms' All-Iron Team in 2002 ... Formed "The Hicks for Hearts Foundation" in 2001. The mission of Hicks' foundation is to support children and the families of children with congenital heart defects. In addition, it is their goal to assist these families in the healing process and enable additional research in the area of juvenile heart defects working in conjunction with hospitals, research agencies and other health care organizations ... Hosts an annual golf tournament to benefit the foundation ... Also serves as a spokesperson for the American Heart Association and is an honorary Chairman for their annual "Walk-A-Thon" ... Is a spokesperson for the Midwest Donor Organ Bank and the March of Dimes, as well ... The Hicks family resides in Overland Park, Kansas.



HICKS' NFL STATISTICS



Year	Team	TACKLES				FUMBLES		SACKS	QB	PASS	SP. TEAM
		G-S	Solos	Asst.	Total	Rec.	For.	No./Yds.	Press.	Def.	Tackles
1998	Kansas City	3-0	0	0	0	0	1	0.0/0.0	0	0	2
1999	Kansas City	16-16	29	41	70	2	1	4.0/25.0	33	2	0
2000	Kansas City	13-11	35	26	61	1	0	14.0/73.0	41	2	0
2001	Kansas City	16-16	45	48	93	1	3	3.5/27.5	11	1	0
2002	Kansas City	16-15	42	49	91	1	2	9.0/69.5	11	3	0
Totals		64-58	151	164	315	5	7	30.5/195.0	96	8	2

Additional Stats: Returned a fumble 44 yards for a TD vs. Minnesota (12/12/99).

SINGLE GAME CAREER HIGHS

Tackles: 10 (five solo) at Tampa Bay (11/14/99) **Forced Fumbles:** 1, seven times, last

Sacks: 3.0 vs. Seattle (10/2/00) vs. St. Louis (12/8/02)

2.0, seven times,

QB Pressures: 6 vs. Seattle (10/2/00)

last at New England (9/22/02)

vs. Carolina (12/10/00)

Fumble Recoveries: 1, five times, last
at Denver (12/15/02)

Sp. Teams Tackles: 2 at San Diego (11/22/98)

STREAKS AND MILESTONES: Is one of only four players in Chiefs history to record 14.0 or more sacks in a season, joining Derrick Thomas ('90, '92), Neil Smith ('92, '93) and Art Still ('80, '84). Ranks seventh in Chiefs history with 30.5 career sacks, needing 5.0 more to move ahead of Wilbur Young (35.0) for sixth place and 10.0 more to overtake Bill Maas (40.0) for fifth.

HICKS' SACK VICTIMS

Regular Season By Quarterback

Jon Kitna 3.0	Kordell Stewart . . . 1.5
Drew Brees 2.5	Drew Bledsoe 1.0
Steve Beuerlein . . 2.0	Jay Fiedler 1.0
Tom Brady 2.0	Matt Hasselbeck . . 1.0
Gus Frerotte 2.0	Peyton Manning . . 1.0
Rich Gannon 2.0	Jamie Martin 1.0
Brian Griese 2.0	Steve McNair 1.0
Jim Harbaugh 2.0	Josh McCown 1.0
Ryan Leaf 2.0	Jake Plummer 0.5
Moses Moreno 2.0	

Regular Season By Team

San Diego 8.5	Arizona 1.5
Denver 4.0	Pittsburgh 1.5
Seattle 4.0	Indianapolis 1.0
New England 3.0	Miami 1.0
Carolina 2.0	St. Louis 1.0
Oakland 2.0	Tennessee 1.0

CHIEFS RECORD BOOK MOST SACKS, CAREER

1.	126.5	Derrick Thomas	1989-99
2.	86.0	Neil Smith	1988-96
3.	72.5	Art Still	1978-87
4.	51.0	Mike Bell	1979-85, '87-91
5.	40.0	Bill Maas	1984-92
6.	35.0	Wilbur Young	1973-77
7.	30.5	Eric Hicks	1998-02
8.	29.0	Dan Saleaumua	1989-86
9.	24.0	Whitney Paul	1976-81, '86
10.	23.5	Joe Phillips	1992-97

HICKS' MULTI-SACK GAMES (11)

No. Yds.	Quarterback	Opponent
3.0 -23.0	Jon Kitna	Seattle (10/2/00)
2.0 -14.0	Jim Harbaugh	San Diego (10/31/99)
2.0 -11.0	Rich Gannon	Oakland (1/2/00)
2.0 -15.0	Moses Moreno	San Diego (9/17/00)
2.0 -7.0	Ryan Leaf	@ San Diego (11/26/00)
2.0 -14.0	Steve Beuerlein	Carolina (12/10/00)
2.0 -9.0	Gus Frerotte	Denver (12/17/00)
2.0 -5.0	Tom Brady	@ New England (9/22/02)
1.5 -12.5	Kordell Stewart	Pittsburgh (10/14/01)
1.5 -10.0	Plummer/McCown	Arizona (12/1/02)

99

Vonnie HOLLIDAY

Defensive End • 6-5 • 290



North Carolina
Unrestricted Free Agent (2003)

Born: December 11, 1975 NFL: 6 (1st with Chiefs)
Camden, South Carolina GP/GS: (66/63) Playoffs: (4/4)

Pro Career: Sixth-year defensive end joined the Chiefs as an unrestricted free agent from Green Bay on April 7th ... Expected to assume the starting job at right defensive end for Kansas City ... Versatile performer has worked at both end and tackle during his pro career, giving the Chiefs added flexibility on their defensive front ... Made the transition to end in the NFL ranks after serving primarily as an inside performer during his collegiate tenure ... Owns solid credentials as a pass rusher with 32.0 career sacks to his credit, the most of any player currently on the Kansas City roster ... Will pair with DE Eric Hicks (30.5 career sacks) to provide the club with a potent pair of pass rushers coming off the edges ... Is also a solid run defender who is adept at shedding blockers and making noise at the point of attack ... Burst upon the NFL scene with a tremendous rookie campaign in '98 when he was a consensus all-rookie selection after racking up 8.0 sacks, the highest total ever amassed by a Packer rookie ... Often gets his sacks in bunches, producing seven multi-sack days in his career ... Set a Green Bay single-game record with 5.0 sacks (-28.0 yards) vs. Buffalo (12/22/02), breaking the previous mark of 4.5 set by LB Bryce Paup vs. Tampa Bay (9/15/91) ... Is still seeking his first double-digit sack campaign after averaging 6.4 QB takedowns per season during his first five NFL campaigns ... Has battled a series of injuries throughout his career, including a torn pectoral muscle and a right knee injury that kept him out of six games a year ago ... Missed four games due to hamstring and ankle ailments in 2000 after an ankle injury forced him to sit out four contests as a rookie ... Produced his best all-around campaign in 2001 when he started all 16 games and established career highs with 81 tackles and three fumble recoveries to go along with 7.0 sacks ... Has registered double-digit tackles in three career games, including two such contests in 2001 ... Pairs with 2002 Chiefs first-round draft choice DT Ryan Sims to give Kansas City a pair of former first-round picks from North Carolina on the defensive front ... Owns 66 games (63 starts) of NFL regular season experience ... Has 260 tackles (172 solo), 32.0 sacks (-186.0 yards), two interceptions (six yards), 22 passes defended, five fumble recoveries and six forced fumbles ... Also started four playoff games with the Packers, recording 11 tackles (nine solo) and a sack (-3.0 yards) ... Originally entered the NFL as a first-round selection (19th overall) of Green Bay in the '98 NFL Draft.

EXTRA POINTS

Holliday set a Packers single-game sack record when he registered 5.0 sacks vs. Buffalo (12/22/02).

Green Bay (1998-02): Appeared in 66 games (63 starts) for the Packers ... Recorded 260 tackles (172 solo), 32.0 sacks (-186.0 yards), two INTs (six yards), 22 passes defended, five fumble recoveries, six forced fumbles and 78 QB pressures ... Also started four postseason contests, collecting 11 tackles (nine solo), a sack (-3.0 yards) and seven QB hurries.

2002: Started 10 games at left defensive end ... Was inactive for six games due to injury ... Finished the season with 26 tackles (17 solo), 6.0 sacks (-31.0 yards), 20 QB pressures and a career-high three forced fumbles ... Added one interception and four passes defended ... Sacked Michael Vick and added three tackles vs. Atlanta (9/8) ... Recorded six stops at New Orleans (9/15) ... Had three tackles and four QB pressures at Detroit (9/22) before tearing a pectoral muscle in the fourth quarter ... Was inactive vs. Carolina (9/29), at Chicago (10/7), at New England (10/13) and vs. Washington (10/20) with that injury ... Suffered a right knee injury vs. Miami (11/4) and underwent surgery on November 7th ... Was inactive vs. Detroit (11/10) and at Minnesota (11/17) ... Intercepted a Jeff Garcia pass at San Francisco (12/15) ... Registered a Green Bay single-game record 5.0 sacks of Drew Bledsoe and forced a career-high three fumbles to earn NFC Defensive Player of the Week honors vs. Buffalo (12/22). Also recorded seven tackles, eight QB pressures and one pass defended ... Had one tackle in the NFC Wild Card Game vs. Atlanta (1/4/03).

2001: Started all 16 games at left defensive end ... Led the defensive line and finished sixth on the team with a career-high 81 tackles (56 solo) ... Ranked second on the team with 7.0 sacks (-45.0 yards), in addition to 36 QB pressures, three passes defended, three fumble recoveries and a forced fumble ... Recorded eight tackles and 2.0 sacks of Charlie Batch vs. Detroit (9/9) ... Had three tackles, a sack of Jeff George and three QB pressures vs. Washington (9/24) ... Tied a career high with 10 tackles, while

VETERANS

adding a sack of Brad Johnson and seven QB pressures vs. Tampa Bay (11/4) ... Totaled nine stops and four QB pressures at Chicago (11/11) ... Amassed four tackles and a sack of Mark Brunell at Jacksonville (12/3) ... Tied a career best with 10 tackles at Tennessee (12/16) and also had 2.0 sacks of Steve McNair, two fumble recoveries, a forced fumble and a pass defended ... Started two postseason contests, recording nine tackles and seven QB pressures ... Had five tackles in the NFC Wild Card Game vs. San Francisco (1/13/02) ... Contributed four tackles and six QB pressures in the NFC Divisional Playoff Game at St. Louis (1/20/02)

2000: Played in 12 games (nine starts) at left defensive end ... Was inactive for four contests with hamstring and ankle injuries ... Finished the season with 47 tackles (25 solo), 5.0 sacks (-20.0 yards), an interception, four passes defended and 22 QB pressures ... Posted six tackles and two QB pressures vs. the N.Y. Jets (9/3) ... Contributed five tackles, two QB pressures and his first career NFL interception off Rob Johnson at Buffalo (9/10) ... Had five QB pressures before leaving in the fourth quarter with a left hamstring injury at Arizona (9/24) ... Was inactive vs. Chicago (10/1), at Detroit (10/8) and vs. San Francisco (10/15) with that injury ... Recorded four tackles and a sack of Jay Fielder at Miami (10/29) ... Produced five tackles and a sack of Daunte Culpepper before leaving with a right ankle injury vs. Minnesota (11/6) ... Was inactive at Tampa Bay (11/12) ... Recorded a season-high eight tackles at Chicago (12/3) ... Collected four tackles, a sack of Culpepper, and a pass defended at Minnesota (12/17) ... Had 2.0 sacks of Shaun King vs. Tampa Bay (12/24).

1999: Started all 16 games, opening 15 games at right defensive end and one contest at defensive tackle ... Led the defensive linemen and tied for fifth on the squad with 67 tackles (47 solo) ... Finished second on the team with 6.0 sacks (-40.0 yards) ... Also posted six passes defended, a fumble recovery and a forced fumble ... Registered a career-high 10 tackles at Detroit (9/19) ... Totaled five tackles vs. Tampa Bay (10/10) ... Collected eight tackles and a pass defended at Denver (10/17) ... Posted a sack of Erik Kramer at San Diego (10/24) ... Registered six tackles and 2.0 sacks of Jon Kitna vs. Seattle (11/1) ... Recovered and forced a fumble at Dallas (11/14) ... Posted five tackles, two passes defended and sacked Steve Stenstrom at San Francisco (11/29) ... Had a sack of Shane Matthews at Chicago (12/5) ... Notched six tackles and a sack of Jake Plummer vs. Arizona (1/2/00).

1998: Started 12 games at right defensive end ... Was inactive for four games with a right ankle injury ... Recorded 39 tackles (27 solo) and tied for second on the squad with a career-high 8.0 sacks (-50.0 yards) ... Those 8.0 sacks tied Tim Harris for the most sacks by a rookie in Packers history and tied Miami's Lorenzo Bromell for the most by a rookie in '98 ... Added two fumble recoveries and five passes defended ... Selected to the all-rookie teams of *Pro Football Weekly*, *College & Pro Football Newsweekly*, *Football News* and *Football Digest* ... Was the runner-up to Oakland CB Charles Woodson for Associated Press Defensive Rookie of the Year Award ... Shared the Defensive Rookie of the Year Awards from the *College & Pro Football Newsweekly* with Woodson ... Won NFL Defensive Rookie of the Month for September, registering 15 tackles, 4.0 sacks, three passes defended and a fumble recovery ... Posted a sack of Scott Mitchell in his NFL debut vs. Detroit (9/6) ... Amassed four tackles, a pass defended and a fumble recovery vs. Tampa Bay (9/13) ... Made five stops and a sack of Neil O'Donnell at Cincinnati (9/20) ... Registered a season-high 2.0 sacks of Kerry Collins and a career-best two passes defended at Carolina (9/27) ... Recovered a fumble vs. Minnesota (10/5) ... Sacked Eric Zeier vs. Baltimore (10/25) ... Amassed five tackles, a sack of Steve Young and a pass defended vs. San Francisco (11/1) ... Had a season-high seven tackles, with a sack each of Kent Graham and Danny Kanell and a pass defended at the N.Y. Giants (11/15) ... Suffered a right ankle injury at Minnesota (11/22) and was inactive vs. Philadelphia (11/29) ... Played, but left early in the game after aggravating his ankle at Tampa Bay (12/7) ... Was inactive vs. Chicago (12/13), vs. Tennessee (12/20) and at Chicago (12/27) ... Posted a sack of Young in the NFC Wild Card Game at San Francisco (1/3/99).

College: Was a four-year letterman at North Carolina ... Played in 46 games (28 starts), totaling 162 tackles (83 solo), including 11.0 sacks and 28.0 tackles for loss ... Also had six forced fumbles and 11 passes defended ... Also appeared in four bowl games (two starts) ... Was a first-team All-Atlantic Coast Conference selection as a senior, starting all 11 games ... Finished the season with a career-high 64 total tackles, 5.0 sacks, 13.0 tackles for loss, two forced fumbles and five passes defended ... Served as a co-captain and received the Charlie Justice Award for his outstanding contribution on defense ... Notched at least one tackle for loss in nine of 11 games as a senior ... Recorded 47 tackles, 5.0 sacks and 11.0 stops behind the line in his first season as a starter in '96 ... Appeared in 10 games (five starts) as a sophomore, registering 39 tackles (17 solo) ... Was one of only three true freshmen to see playing time in '94, appearing in 10 games ... Concluded the year with 12 total tackles ... Graduated from North Carolina with a degree in Communications.

Personal: Was a first-team all-state selection and 3A Lineman of the Year as a senior at Camden High School in Camden, South Carolina ... Garnered City Player of the Year honors and was the team's Most Valuable Player as a senior ... Was a three-year all-area and all-conference selection as a defensive player, lining up at linebacker, defensive end and tackle during his prep career ... Won all-conference accolades at tight end as a freshman ... Was a four-year letterman and a three-time all-conference performer in basketball ... Earned conference Defensive Player of the Year honors as a senior hoopster, leading his team to a 28-3 record and the state semi-finals ... A three-year letterman in baseball where he was a pitcher, catcher and played first and third base ... Earned all-conference

honors as a junior . . . Named the South Carolina Male Professional Athlete of the Year in '99 by the South Carolina Athletic Hall of Fame . . . Founded the Vonnie Holliday Foundation in 2001, to assist childrens hospitals in South Carolina with visits and fundraising activities . . . Also works with the Council of Aging in Camden, South Carolina . . . Teamed with the Chunky/NFL Tackling Hunger program with Campbell's Soup to prepare 1,000 cans of soup and 250 turkeys for Thanksgiving in 2000 . . . Has assisted with the creation of a youth summer basketball league in Camden for kids age 10 and older in addition to speaking to and supporting underprivileged children at Martin Luther King, Jr., Elementary School in Atlanta . . . Hosts the Vonnie Holliday Bulldog Football Camp at his alma mater of Camden High School . . . Cousin, Corey Holliday, also attended North Carolina and played WR for the Pittsburgh Steelers ('95-97) . . . Full name: Dimetry Giovonni Holliday . . . Nicknamed "Chocolate Thunder" . . . Single with a daughter, Kali (4) . . . Resides in Ocoee, Florida.



HOLLIDAY'S NFL STATISTICS



Year	Team	G-S	TACKLES			FUMBLES		SACKS No./Yds.	INTS No./Yds.	PASSES Defensed	QB Pressures
			Solos	Asst.	Total	Rec.	For.				
1998	Green Bay	12-12	27	12	39	2	0	8.0/50.0	0/0	5	--
1999	Green Bay	16-16	47	20	67	1	1	6.0/40.0	0/0	6	--
2000	Green Bay	12-9	25	22	47	0	0	5.0/20.0	1/3	4	22
2001	Green Bay	16-16	56	25	81	3	1	7.0/45.0	0/0	3	36
2002	Green Bay	10-10	17	9	26	0	3	6.0/31.0	1/3	4	20
Totals		66-63	172	88	260	6	5	32.0/186.0	2/6	22	78

POSTSEASON

Year	Team	G-S	TACKLES			FUMBLES		SACKS No./Yds.	INTS No./Yds.	PASSES Defensed	QB Pressures
			Solos	Asst.	Total	Rec.	For.				
1998	Green Bay	1-1	1	0	1	0	0	1.0/3.0	0/0	0	0
2001	Green Bay	2-2	7	2	9	0	0	0.0/0.0	0/0	0	7
2002	Green Bay	1-1	1	0	1	0	0	0.0/0.0	0/0	0	0
Totals		4-4	9	2	11	0	0	1.0/3.0	0/0	0	7

SINGLE GAME CAREER HIGHS

Tackles: 10, three times, last at Tennessee (12/16/01)
Fumble Recoveries: 2 at Tennessee (12/16/01)
Forced Fumbles: 3 vs. Buffalo (12/22/02)
Sacks: 5.0 vs. Buffalo (12/22/02)
Passes Defensed: 2 at Carolina (9/27/98)
Interceptions: 1 at Buffalo (9/10/00)
 at San Francisco (11/29/99)
QB Pressures: 7 at Buffalo (12/22/02)
 at San Francisco (12/15/02)

VETERANS



STRAM MIKED FOR SUPER BOWL IV

"Just keep matriculating the ball down the field, boys."
Hank Stram
Super Bowl IV

The above exhortation by Hank Stram became part of the national football lexicon after NFL Films convinced the Chiefs head coach to wear a microphone during Super Bowl IV. Vikings head coach Bud Grant was initially approached about being miked for the game. Fortunately, Grant declined and the resulting audio exuded by Stram remains one of the most-requested segments ever produced by NFL Films Presents. As both the Chiefs and the cameras rolled, Stram clamored for his team to "look for 65 toss power trap" and helped provide what proved to be a pivotal piece of cinematography, not only for the NFL Films, but also for the Super Bowl itself according to NFL Films President, Steve Sabol.

"Hank was the first coach who realized the Super Bowl was entertainment," Sabol told Randy Covitz of the Kansas City Star in a January 2003 interview. "He was such a great communicator, not only to his players, but to the audience. That film did more for NFL Films, and in a way, for the Super Bowl, than any subsequent film we ever did, and it was because of Hank's personality."

Two-Time Pro Bowler ('01-02)

31

Priest

HOLMES

Running Back • 5-9 • 213



Born: October 7, 1973
Fort Smith, Arkansas

Texas
Unrestricted Free Agent (2001)
NFL: 7 (3rd With Chiefs)
GP/GS: (78/49) Playoffs: (4/1)

Pro Career: Two-time Pro Bowl running back has been nothing short of sensational during his first two campaigns in a Kansas City uniform ... Signed with the Chiefs with relatively no hoopla as an unrestricted free agent from Baltimore on April 21st of 2001 ... Has since made the entire league stand up and take notice of his on-field exploits ... Enters his third campaign with Kansas City in 2003, having even more to prove ... Enjoyed a remarkable debut season with the Chiefs in 2001 when he led the league with 1,555 rushing yards ... Demonstrated that his performance wasn't a fluke when he broke his own franchise record a year ago when he racked up 1,615 yards on the ground and was named the NFL's Offensive Player of the Year by the Associated Press in the process ... Has topped the 1,000-yard barrier a total of three times in his career, including a 1,008-yard effort with Baltimore in '98 ... Known for his ability to overcome virtually any obstacle thrown in his path, will be further challenged to top his totals from the past two seasons after suffering a right hip strain at Denver (12/15/02), which sidelined him for the final two games of the 2002 campaign ... Underwent a procedure to remove some soft tissue and loose fragments from his hip on March 25th of this year, but is expected to be ready to resume his rushing rampage in 2003 ... Talented Texan is truly a humble competitor who typically prefers to credit his offensive line and one of the league's most talented lead blockers in FB Tony Richardson for much of his success ... Despite frequently shunning the spotlight, is still a supremely confident all-around performer whose passion and enthusiasm for the game rubs off on his teammates ... Regarded as a true locker room leader, quickly became one of the most popular and inspirational players on the Chiefs roster after forging a similar reputation with his teammates in Baltimore ... It's truly difficult to put into perspective the opponent offensive numbers Holmes has accumulated the past two seasons ... His 3,170 ground yards are the highest total in the NFL in 2001-02 and by far the highest two-year total in Chiefs history, surpassing RB Christian Okoye's previous Kansas City two-year mark of 2,285 yards in '89-90 ... Is the only player in franchise history to produce back-to-back 1,000-yard campaigns and is seeking to become the first back in team annals to top the 1,000-yard plateau on three separate occasions ... Compiled 4,456 total yards from scrimmage in 2001-02, the most in the NFL over that time period, giving him 484 more yards over that span than his fellow University of Texas teammate, RB Ricky Williams (3,972) who ranks second in that category ... Racked up a franchise-record 2,287 yards from scrimmage in 2002 alone, the fourth-highest seasonal mark in NFL history ... Ranks third among NFL RBs from 2001-02 with 1,286 receiving yards, a figure topped by only Oakland's Charlie Garner (1,519) and St. Louis' Marshall Faulk (1,302) ... Currently ranks sixth on the franchise's all-time rushing chart and needs 1,688 yards to overtake Christian Okoye (4,857) for first place ... Before he overtakes Okoye on that prestigious chart, will need to bypass illustrious performers such as Mike Garrett (3,246), Marcus Allen (3,698), Abner Haynes (3,837) and Ed Podolak (4,451) ... Could also join the franchise's career leaders in terms of rushing attempts in 2003. Has rushed 640 times and needs just 123 more attempts to bypass RB Curtis McClinton (762) for fifth on that chart with Haynes (792) and Allen (932) also within sight ... Is tied with RB Herman Heard for 26th on the club's all-time receiving chart with 132 career receptions, but would vault into the top 10 should he produce another 70-catch campaign. TE Fred Arbanas currently holds the 10th spot with 198 career receptions ... Is currently tied with Arbanas for 10th on the franchise's career TD chart with 34, putting him just 26 scores behind the club's all-time leader, WR Otis Taylor (60) ... Also tied with Arbanas for 16th on the club's all-time scoring chart with 204 points and needs just 96 points to become the seventh player in team annals to top the 300-point barrier ... Has 29 rushing TDs with Kansas City, putting him fifth in team history ... Needs only 16 more rushing scores to overtake Allen (44) for the all-time lead, with Podolak (34), Haynes (39) and Okoye (40) also looming ahead ... Owns 23 career 100-yard rushing games, including 16 in a Chiefs uniform, the highest total of any player in team history ... Holmes' teams are 17-6 (7-0 with Baltimore, 10-6 with

EXTRA POINTS

Holmes needs 1,688 more rushing yards to overtake Christian Okoye (4,857) as the all-time leading rusher in Chiefs history.

Kansas City) when he tops the 100-yard rushing plateau ... Has produced three of the top six single-game rushing performances in team history ... Named a Pro Bowl starter for the second consecutive season in 2002, joining Abner Haynes ('62-63) as the only other Chiefs RB to earn an invitation to two straight Pro Bowl or AFL All-Star games ... Became just the second Kansas City RB to earn multiple Pro Bowl invites ... Joined Okoye ('89) as the only other Kansas City player to lead the NFL in rushing when he did it in 2001 ... Also joined Haynes who paced the AFL with 875 ground yards in '60 as the only other player in team history to lead the league in rushing ... Became the first undrafted player to win the NFL rushing title since San Francisco's Joe "The Jet" Perry did it in '54 ... Needed just 327 carries to pace the league in rushing in 2001, marking the fewest totes necessary to achieve that goal since Detroit's Barry Sanders won the title with 307 carries in '96 ... Is an avid chess player, who compares his running style to that cerebral game: "Chess is a time game, it's a game of patience, and that pretty much defines how I run the ball," says Holmes. "I'm patient, always looking for the opportunity and trying to capitalize off the other person's mistake." ... In terms of a specific chess piece, likens himself to a bishop: "I like the bishop because he can just sit there on the rim, then slice your throat and you never see it coming. You will forget about it, and that's when I attack. The bishop is a lot like me in that regard. Just when you think you have me, I'm already behind you." ... Simply provides Kansas City a true home-run hitter in the backfield, regardless of how you describe his style ... Is truly a threat to take the ball all the way every time he touches the pigskin, but some of his more remarkable runs come when he inexplicably turns would-be losses into gains ... Has racked up 105 runs of 10+ yards in 2001-02, the highest total in team history since the club began tracking that stat in '90 ... Registered 53 such runs in 2002 and 52 in 2001, blowing away Word's previous Chiefs single-season record of 29 in '90 ... Is also truly appreciative of his teammates ... Along with eight-time Pro Bowl G Will Shields, actually invited the whole squad to join them for the Pro Bowl in Honolulu after he earned his initial berth to that squad following the 2001 campaign ... Though not as decorated as 2000 NFL MVP Marshall Faulk of St. Louis, does possess an explosive build and style similar to Faulk's ... In terms of total yards from scrimmage, has outgained Faulk by 819 yards the past two seasons ... Provides Kansas City with a multi-purpose threat out of the backfield, making him a key cog in the Chiefs offensive setup ... Joined Haynes, Joe Delaney and Tony Reed as just the fourth player in franchise annals to register a 100-yard double-double (100 yards rushing and 100 yards receiving) and is the only player in Chiefs history to own two such games ... In total, has registered three career 100-yard receiving games in a KC uniform, which ties with Paul Palmer and Johnny Robinson as the second-best tally by a running back in team history. Haynes owns the record with five such contests ... Established Chiefs single-season receiving records for RBs in 2002 with 70 catches for 672 yards ... Former rookie free agent initially made a name for himself in Baltimore as an accomplished pass catcher, hauling in a franchise-record 13 passes in a single game for the Ravens in '98 ... Became the first Ravens runner to ever post a 1,000-yard season when he piled up 1,008 yards in '98 ... Accepted a reduced role in Baltimore in 2000 to allow Jamal Lewis to blossom which helped pave the way for the Ravens march to a victory in Super Bowl XXXV ... Has seen action in 78 career regular season games with 49 starts ... Owns 1,099 carries for 5,272 yards (4.8 avg.) with 39 TDs, as well as 220 receptions for 1,871 yards (8.5 avg.) and six TDs ... Has been named AFC Offensive Player of the Week five times, getting that honor four times with the Chiefs and once with the Ravens ... Was also named AFC Offensive Player of the Month in October of 2002 ... Has been responsible for 321 first downs in his career, gaining 231 with Kansas City and 90 during his tenure in Baltimore ... Has also returned five kickoffs for 51 yards and owns seven special teams tackles ... Owns two career pass attempts with one INT ... Saw action in four career postseason games including a start in Baltimore's Super Bowl XXXV victory vs. the N.Y. Giants (1/28/01) ... Owns 14 carries for 45 yards (2.6 avg.) and one reception for four yards in the playoffs ... Originally entered the NFL as a rookie free agent with Baltimore in '97.

Kansas City (2001-02): Has started 30 games in two seasons with the Chiefs ... Has carried the ball 640 times for 3,170 yards (5.0 avg.) with 29 TDs and has 132 receptions for 1,286 yards (9.7 avg.) with five scores ... Also owns one pass attempt.

2002: Started 14 games at RB ... Was inactive for the final two games of the year with a right hip injury ... Named the NFL Offensive Player of the Year by the Associated Press and was a consensus All-Pro selection ... Was voted to the Pro Bowl, received the club's Derrick Thomas Award as the Chiefs MVP and was named the club's offensive captain, all for the second consecutive season ... Was also named to Phil Simms' All-Iron Team ... Led the NFL with a franchise-best 2,287 total yards from scrimmage, the fourth-highest seasonal total in league history ... Ranked third in the NFL with a club-record 1,615 rushing yards, breaking his own mark of 1,555 yards set in 2001 ... Produced 313 carries for 1,615 yards (5.2 avg.) with a career-high 21 TDs and 70 receptions for 672 yards (9.6 avg.) with a career-best three TD catches ... His 313 rushing attempts were the third-highest seasonal total in team history ... Led the league and set franchise records with 144 points and 24 total TDs ... His 144 points broke K Nick Lowery's previous mark of 139 in '90, while his 24 TDs broke the previous mark of 19 set by RB Abner Haynes in '62 ... His 21 rushing TDs and 24 total TDs tied as the third-highest seasonal tallies in NFL history ... Scored a TD in a club-record 11 consecutive games, the third-longest streak in NFL annals ... Ranked

second in the league in Red Zone rushing with 62 carries for 214 yards and 19 TDs ... His club-record nine 100-yard rushing days were the second-highest total in the NFL, trailing only Miami's Ricky Williams (10) ... Ranked second in the NFL behind Williams (57) with a club-record 53 runs of 10+ yards ... His 672 receiving yards ranked second in the NFL among RBs behind Oakland's Charlie Garner (941) ... Those 70 catches and 672 receiving yards were each Chiefs single-season records for RBs ... Joined with TE Tony Gonzalez and WR Eddie Kennison to form the first trio of players with 50+ catches and 500+ receiving yards in the same season in team history ... Led the NFL with 130 first downs (100 rush, 30 rec.) ... Toted the ball 22 times for 122 yards with a career-high four TDs at Cleveland (9/8), including three in the fourth quarter for a career-high 24 points, the second-highest single-game scoring tally in team history. His four rushing TDs (5, 26, 15 and 7 yards) tied Haynes for the most rushing TDs in a game in club annals ... Attempted a pass to Gonzalez vs. Jacksonville (9/15) ... Toted the ball 30 times for 180 yards with two TDs, including a one-yard scoring plunge on the final play of regulation to send the game to OT at New England (9/22) ... Produced 23 carries for 152 yards with a TD and nine receptions for 81 yards with a TD to win AFC Offensive Player of the Week honors at the N.Y. Jets (10/6). Scored the game-winning TD with 21 seconds remaining on a 19-yard reception. His 233 total yards from scrimmage (152 rushing/81 receiving) were the third-highest total of his career. He became the quickest Chief to ever reach the 2,000-yard rushing mark, doing it in his 21st game, breaking the previous mark of 30 games established by RB Christian Okoye ... Toted the ball 24 times for 113 yards with three TDs vs. Denver (10/20) ... Produced 93 carries for 419 yards (4.5 avg.) with six TDs and 29 catches for 308 yards with one TD in October to earn AFC Offensive Player of the Month accolades ... Had a 12-yard TD run at San Francisco (11/10), marking his 14th rushing TD of the year to bypass Haynes ('62) for the Chiefs single-season record ... Rushed a season-high 31 times for 104 yards with one TD vs. Buffalo (11/17), topping the 1,000-yard plateau on a nine-yard run in the fourth quarter. Became the fastest player in Chiefs history to eclipse the 1,000-yard barrier, doing it in his 10th game of the season ... Carried the ball 23 times for a season-high 197 yards with two TDs and made seven catches for a career-high 110 yards with a TD at Seattle (11/24). His 197 yards rushing were second in club history behind RB Barry Word's team-record 200 yards vs. Detroit (1/14/90). Those 307 total yards from scrimmage ranked second in team history, trailing only WR Stephone Paige's team-record 309 yards vs. San Diego (12/22/85). Those 307 yards from scrimmage were the fourth-highest total in NFL history and the top mark in 2002 ... Rushed 16 times for 113 yards with two TDs vs. Arizona (12/1) ... Carried the ball 24 times for 132 yards with two TDs vs. St. Louis (12/8), marking his fourth consecutive 100-yard game and his 15th career 100-yard day with the Chiefs, both franchise records. It was also his 11th consecutive game with a rushing TD, extending his team record for rushing TDs and consecutive games with at least one TD (rushing or receiving). It also tied for the third-longest streak with a rushing TD in NFL history. Scored 12 points to become the Chiefs single-season scoring leader. Caught his 68th pass of the season to break the Chiefs single-season receiving mark by a RB, breaking the previous record of 67 held by Kimble Anders in '94 ... Rushed 18 times for 161 yards at Denver (12/15) before leaving the game in the third quarter with a right hip strain. His final run of the season was a 56-yard gain down the sideline before S Tyrone Poole tackled him from behind at the four-yard line. It was his ninth 100-yard rushing game of the season and his fifth consecutive such contest, both team single-season records ... Was inactive vs. San Diego (12/22) and at Oakland (12/28).

2001: Started all 16 games at RB ... Earned his initial Pro Bowl berth, as well as first-team All-Pro honors from AP and *College* and *Pro Football Newsweekly* ... Garnered All-AFC accolades from *Pro Football Weekly* and *Football News*, as well as second-team All-AFC mention from *Football Digest* ... Also received a spot on Howie Long's All-Tough Guy Team ... Received the club's Derrick Thomas Award as the Chiefs Most Valuable Player and was named the club's offensive captain ... Won the NFL rushing title with 327 carries for 1,555 yards (4.8 avg.) with eight TDs, breaking RB Christian Okoye's single-season Chiefs rushing record of 1,480 yards set in '89 ... Accounted for 77.4% of the Chiefs total rushing yards, the highest percentage by an individual RB in team history ... Also caught 62 passes for 614 yards (8.0 avg.) with two TDs, breaking Curtis McCClinton's Chiefs RB record of 590 receiving yards which had stood since '65 ... Led the NFL with 2,169 total yards from scrimmage, joining RB Marshall Faulk (St. Louis) as the only other player in the league to top the 2,000-yard plateau in 2001 ... Led the NFL with 52 runs of 10+ yards ... Tied with RB Ahman Green (Green Bay) for the league lead with 11 runs of 20+ yards ... Tied for the NFL lead with seven 100-yard rushing games ... Registered 101 first downs (80 rushing, 21 receiving), a figure topped only by Faulk (110) in the NFL ... His 4.8 yards-per-carry average tied for top honors among all AFC RBs with 100+ carries ... Made his inaugural start in a Chiefs uniform vs. Oakland (9/9), producing seven carries for 21 yards ... Earned AFC Offensive Player of the Week honors after producing 225 total yards at Washington (9/30), the fifth-highest yardage tally of his career. Ran the ball 23 times for 147 yards with two TDs and added five receptions for 78 yards with one score ... Boasted a 20-carry, 150-yard, two-TD performance vs. Pittsburgh (10/14) ... Had a season-long 41-yard run at Arizona (10/21) ... Established season highs with 30 carries for 181 yards with one TD at San Diego (11/4). His yardage tally was the fourth-best effort in Chiefs history and highest tally ever recorded by any opponent against the Chargers ... Toted the ball 26 times for 120 yards vs. Seattle (11/25)

to top the career 3,000-yard mark. Added three receptions for 70 yards, including a 55-yard screen play ... Produced a season-high eight receptions for 100 yards vs. Philadelphia (11/29), making him just the ninth Chiefs RB to ever post a 100-yard receiving game and the first since Todd McNair had 111 yards at San Diego (12/23/90) ... Became the first KC player since QB Joe Montana in '94 to earn AFC Offensive Player of the Week honors twice in the same season when he registered a season-high 277 total yards at Oakland (12/9), the highest figure in the NFL for the entire year and the fourth-highest single-game effort in Chiefs history. Had 28 rushes for 168 yards with a TD, breaking the 1,000-yard barrier in the process. Added five receptions for a season-high 109 yards (21.8 avg.), including a career-long 67-yard TD reception, Kansas City's longest play from scrimmage on the season. Joined Abner Haynes, Joe Delaney and Tony Reed as the only other RBs in team history to record a rare 100-yard "double-double" and was the only RB in the NFL to accomplish the feat in 2001 ... His 643 yards from scrimmage over a three-game span (190 yards vs. Seattle, 176 yards vs. Philadelphia and 277 yards at Oakland) were the most in the NFL over a three-game span within one season since the late Walter Payton had 746 yards over a three-game stretch in November of '77 ... Racked up 29 carries for 121 yards with a TD vs. Denver (12/16), making him the first Chiefs RB to record back-to-back 100-yard rushing games since Word in '92 ... Rushed 23 times for 117 yards at Seattle (1/6/02), breaking Okoye's club single-season mark of 1,480 rushing yards on a 22-yard run in the second quarter. Added six catches for 52 yards.

Baltimore (1997-00): Appeared in 48 games with 19 starts ... Had 459 carries for 2,182 yards (4.6 avg.) with 10 scores ... Also contributed 88 receptions for 585 yards (6.6 avg.) and one TD ... Had 18 postseason carries for 45 yards and one reception for four yards in four playoff games (one start).

2000: Played in all 16 games (two starts) ... Was the Ravens second-leading rusher behind Jamal Lewis, getting 137 carries for 588 yards (4.3 avg.) with two TDs ... Caught 32 passes for 221 yards, as well ... Started at Pittsburgh (9/3), rushing 27 times for 119 yards ... Opened the following week vs. Jacksonville (9/10) ... Had a season-long 21-yard rush at Washington (10/15) ... Had five rushes for 30 yards vs. Tennessee (10/22) ... Registered 13 totes for 64 yards vs. Dallas (11/19), including 47 yards in the second half as the Ravens set a team record with 250 rushing yards ... Produced 17 carries for 64 yards and a TD vs. Cleveland (11/26), carrying the ball on 12 consecutive plays in the fourth quarter ... Had seven carries for 16 yards in the club's playoff-clinching 24-3 win vs. San Diego (12/10) ... Made a season-long 27-yard catch vs. the N.Y. Jets (12/24) ... Carried the ball 18 times for 45 yards in four postseason games ... Had five carries for six yards in the club's 21-3 AFC Wild Card win vs. Denver (12/31), the first postseason victory in club history ... Saw reserve duty in a 24-10 AFC Divisional Playoff win at Tennessee (1/7/01) ... Produced nine carries for 31 yards (3.4 avg.) in the AFC Championship Game at Oakland (1/14/01) ... Started in Baltimore's Super Bowl XXXV victory vs. the N.Y. Giants (1/28/01), producing four carries for eight yards.

1999: Had his season curtailed by a knee injury, playing in just nine games (four starts) ... Finished the year with 89 carries for 506 yards (5.7 avg.) with one TD, getting 412 of those yards over the final five games ... Also caught 13 passes for 104 yards and a TD ... Topped the 100-yard barrier in a pair of games and had a 95-yard effort, as well ... Rushed 12 times for 52 yards in the season-opener at St. Louis (9/12) ... Did not start vs. Pittsburgh (9/19) while nursing a sprained right MCL, rushing once for two yards ... Was inactive vs. Cleveland (9/26), at Atlanta (10/3) and at Tennessee (10/10) ... Did not play vs. Kansas City (10/21) or vs. Buffalo (10/31) ... Saw reserve action at Cleveland (11/7) and at Cincinnati (11/21) ... Entered the game for an injured RB Errict Rhett vs. Tennessee (12/5) after a rib injury to Rhett, registering nine totes for 100 yards, including a career-long 72-yard run ... Returned to the starting lineup for the season's final four games, beginning at Pittsburgh (12/12) when he ran 18 times for 130 yards (7.2 avg.) with a TD ... Caught a 34-yard TD pass from Tony Banks vs. New Orleans (12/19), his first career scoring reception ... Had 13 carries for 59 yards vs. Cincinnati (12/26) ... Recorded 16 carries for 95 yards and caught a season-high six passes for 43 yards at New England (1/2/00).

1998: Saw action in all 16 games, starting the final 13 games ... Rushed 233 times for 1,008 yards with seven TDs, becoming the initial Raven to ever top the 1,000-yard barrier ... Topped the club with 43 receptions, getting 260 yards on those catches ... Also had five special teams tackles ... Recorded four 100-yard rushing games and added a 99-yard effort ... Got his first six NFL carries for 23 yards vs. Pittsburgh (9/6) ... Recorded a career-high four special teams tackles at Jacksonville (9/20) ... Exploded for 27 carries and 173 yards with two TDs in his first NFL start vs. Cincinnati (9/27), earning AFC Offensive Player of the Week for his efforts ... Caught a franchise-record 13 passes for 98 yards vs. Tennessee (10/11) ... Made his third start at Pittsburgh (10/18), getting 23 carries for 76 yards to go with six receptions for 42 yards ... Racked up 27 carries for 99 yards vs. Oakland (11/8) ... Set a team record and career high with 227 rushing yards at Cincinnati (11/22), the highest single-game rushing total of the season in the NFL and the fourth-highest in the '90s. Piled up that yardage tally on a personal-best 36 carries, tying a team record ... Had 22 carries for 103 yards and scored two TDs vs. Indianapolis (11/29) ... Had a 132-yard, one-TD effort vs. Detroit (12/27).

1997: Played in seven games as a rookie ... Finished the year with two tackles on special teams, plus a 14-yard kickoff return ... Saw first career action at Tennessee (9/21), returning the

opening kickoff of the second half 14 yards and recording a special teams tackle ... Made his second special teams tackle of the season vs. Seattle (12/7).

College: Concluded his collegiate career at Texas with 252 carries for 1,276 yards (5.1 avg.) with 20 TDs ... Bounced back in '96 after sitting out the '95 season with a torn anterior cruciate ligament suffered in '95 spring practice ... Tallied 59 carries for 324 yards with 13 TDs, the sixth-highest single-season TD total in school history as a senior in '96 ... Ran for 120 yards and three TDs in the Big 12 Championship game over third-ranked Nebraska ... Started five of 12 games, rushing 120 times for 524 yards and five TDs as a junior in '94 ... Rushed for over 100 yards in three straight games (Pitt, Louisville and TCU), the first time since '80 that a UT back accomplished that feat ... Started twice as a sophomore in '93 and put up 39 carries for 237 yards with two TDs ... Played in the final seven games of the '92 season as a true freshman and finished with 34 carries for 191 yards ... Won *USA Today* fabulous freshman honorable mention honors ... Majored in Sport Management at Texas.

Personal: Led Marshall High School in San Antonio to the Class 5A title game with 2,031 rushing yards and 26 total TDs as a senior, despite missing the final four games with a deep thigh bruise ... Earned Offensive Player of the Year honors from the *San Antonio Light* ... Totaled 4,080 rushing yards in his prep career ... Named the Greater San Antonio "Sportsman of the Year" by the *San Antonio Express-News* in 2002 ... Was honored as a top role model for youths along with Chiefs President Carl Peterson and FB Tony Richardson at the 42nd Annual Pop Warner All-American Awards in Orlando, Florida in May of 2002 ... Received the Special Achievement Award for Professional Athletics from the Kansas City Sports Commission in June of 2002 ... Was nominated for a 2002 ESPY in the category of "Best NFL Player," and attended the event hosted by Samuel L. Jackson ... Established a Chess Club at Kansas City's Police Athletic League Center in 2002. Provides a chess tutor twice a week for the children after school and makes regular visits to the school to play chess ... Won the Chiefs Unsung Hero Award from the NFL Players Association in 2002 ... Was depicted on the Midwest Dairy Council's growth poster in 2002 which was distributed in a three-state area, promoting a healthy diet ... Serves as a spokesperson for the Chiefs/Price Chopper MVP Kid program which is a recognition program for middle school students ... Hosts free summer camps for underprivileged youths in his hometown of San Antonio ... Drove a '88 Ford Mustang (the same car he drove in high school) until '97 ... Given one of three "Father of the Year" awards by the Afro-American Newspapers during his stay in Baltimore ... Active member of the Fellowship of Christian Athletes ... A supporter and benefactor of the Children's Miracle Network and its battle against Muscular Dystrophy ... Full name: Priest Anthony Holmes ... Single, with two sons, De'Andre (10), and Jekovan (5) and a daughter, Corion (1) ... Splits his residence between Leawood, Kansas and San Antonio, Texas.



HOLMES' NFL STATISTICS



		RUSHING						RECEIVING					
Year	Team	G-S	No.	Yds.	Avg.	LG	TD	No.	Yds.	Avg.	LG	TD	
1997	Baltimore	7-0	0	0	0.0	--	0	0	0	0.0	--	0	
1998	Baltimore	16-13	233	1,008	4.3	56	7	43	260	6.0	25	0	
1999	Baltimore	9-4	89	506	5.7	72	1	13	104	8.0	34	1	
2000	Baltimore	16-2	137	588	4.3	21	2	32	221	6.9	27	0	
2001	Kansas City	16-16	327	1,555	4.8	41	8	62	614	9.9	67	2	
2002	Kansas City	14-14	313	1,615	5.2	56	21	70	672	9.6	64	3	
Totals		78-49	1,099	5,272	4.8	72	39	220	1,871	8.5	67	6	

Additional Stats: Has four kickoff returns for 51 yards – one for 14 yards in '97, two for 30 yards in '98 and one for seven yards in 2000. Has two pass attempts with one INT – had one attempt intercepted at San Diego (11/15/98) and had one attempt vs. Jacksonville (9/15/02). Has seven special teams tackles – two in '97 and five in '98.

POSTSEASON

		RUSHING						RECEIVING					
Year	Team	G-S	No.	Yds.	Avg.	LG	TD	No.	Yds.	Avg.	LG	TD	
2000	Baltimore	4-1	18	45	2.6	11	0	1	4	4.0	4	0	
Totals		4-1	18	45	2.6	11	0	1	4	4.0	4	0	

SINGLE GAME CAREER HIGHS

- Rushing Attempts:** 36 at Cincinnati (11/22/98)
- Rushing Yards:** 227 at Cincinnati (11/22/98)
- Long Run:** 72 vs. Tennessee (12/5/99)
- Rushing TDs:** 4 at Cleveland (9/8/02)
- Receptions:** 13 vs. Tennessee (10/11/98)
- Receiving Yards:** 110 at Seattle (11/24/02)
- Long Reception:** 67 at Oakland (12/9/01)
- Receiving TDs:** 1, six times, last at Seattle (11/24/02)
- Yards From Scrimmage:** 307 at Seattle (11/24/02)
- Sp. Teams Tackles:** 4 at Jacksonville (9/20/98)

STREAKS AND MILESTONES: Ranks sixth in Chiefs history with 3,170 rushing yards. Needs 77 more yards to overtake Mike Garrett (3,246) for fifth, 529 yards to surpass Marcus Allen (3,698) for fourth, 668 yards to bypass Abner Haynes (3,837) for third, 1,281 yards to move past Ed Podolak (4,451) for second and 1,688 yards to move ahead of Christian Okoye (4,857) for first. Has rushed 640 times and needs 123 more attempts to bypass Curtis McClinton (762) for fifth in Chiefs history, 153 more to overtake Haynes (792) for third and 293 more to bypass Allen (932) for second. Has 132 career receptions to rank ninth in team history and needs 67 more to move ahead of Fred Arbanas (198) for 10th. Is currently tied with Arbanas (34) for 10th on the franchise's career TD chart and needs 27 more to move ahead of Otis Taylor (60) for the top position. Has 29 rushing TDs to rank fifth in team history, needing only 16 more rushing scores to overtake Allen (44) for the all-time lead.

HOLMES' GAME-BY-GAME STATISTICS

1997 - Baltimore Ravens											
Date	Opponent	Rushing				Receiving					
		No.	Yds.	Avg.	LG	TD	No.	Yds.	Avg.	LG	TD
8/31	Jacksonville			Inactive							
9/7	Cincinnati			Inactive							
9/14	@ N.Y. Giants			Inactive							
9/21	@ Tennessee	0	0	0.0	--	0	0	0.0	--	0	
9/28	@ San Diego			Inactive							
10/5	Pittsburgh			Inactive							
10/19	Miami			Inactive							
10/26	@ Washington			Inactive							
11/2	@ N.Y. Jets			Inactive							
11/9	@ Pittsburgh	0	0	0.0	--	0	0	0.0	--	0	
11/16	Philadelphia	0	0	0.0	--	0	0	0.0	--	0	
11/23	Arizona			Inactive							
11/30	@ Jacksonville	0	0	0.0	--	0	0	0.0	--	0	
12/7	Seattle	0	0	0.0	--	0	0	0.0	--	0	
12/14	Tennessee	0	0	0.0	--	0	0	0.0	--	0	
12/21	@ Cincinnati	0	0	0.0	--	0	0	0.0	--	0	

1998 - Baltimore Ravens											
Date	Opponent	Rushing				Receiving					
		No.	Yds.	Avg.	LG	TD	No.	Yds.	Avg.	LG	TD
9/6	Pittsburgh	6	23	3.8	12	0	2	4	2.0	4	0
9/13	@ N.Y. Jets	1	3	3.0	3	0	0	0	0.0	--	0
9/20	@ Jacksonville	0	0	0.0	--	0	1	3	3.0	3	0
*9/27	Cincinnati	27	173	6.4	47	2	2	5	2.5	7	0
*10/11	Tennessee	14	29	2.1	6	0	13	98	7.5	18	0
*10/18	@ Pittsburgh	23	76	3.3	15	0	6	42	7.0	15	0
*10/25	@ Green Bay	10	41	4.1	12	0	4	25	6.3	25	0
*11/1	Jacksonville	3	10	3.3	4	0	1	4	4.0	4	0
*11/8	Oakland	27	99	3.7	25	0	0	0	0.0	--	0
*11/15	@ San Diego	6	9	1.5	8	0	1	1	1.0	1	0
*11/22	@ Cincinnati	36	227	6.3	56	1	0	0	0.0	--	0
*11/29	Indianapolis	22	103	4.7	36	2	4	26	6.5	12	0
*12/6	@ Tennessee	11	27	2.5	7	0	4	34	8.5	12	0
*12/13	Minnesota	8	39	4.9	17	1	1	5	5.0	5	0
*12/20	@ Chicago	11	17	1.5	8	0	1	1	1.0	1	0
*12/27	Detroit	28	132	4.7	16	1	3	12	4.0	9	0

1999 - Baltimore Ravens											
Date	Opponent	Rushing				Receiving					
		No.	Yds.	Avg.	LG	TD	No.	Yds.	Avg.	LG	TD
9/12	@ St. Louis	12	52	4.3	18	0	2	3	1.5	9	0
9/19	Pittsburgh	1	2	2.0	2	0	0	0	0.0	--	0
9/26	Cleveland			Inactive/Knee							
10/3	@ Atlanta			Inactive/Knee							
10/10	@ Tennessee			Inactive/Knee							
10/21	Kansas City			Did Not Play							
10/31	Buffalo			Did Not Play							
11/7	@ Cleveland	10	40	4.0	9	0	0	0	0.0	--	0
11/14	@ Jacksonville			Did Not Play							
11/21	@ Cincinnati	0	0	0.0	--	0	0	0.0	--	0	
11/28	Jacksonville			Did Not Play							
12/5	Tennessee	9	100	11.1	72	0	1	13	13.0	13	0
*12/12	@ Pittsburgh	18	130	7.2	64	1	0	0	0.0	--	0
*12/19	New Orleans	10	28	2.8	16	0	3	44	14.7	34	1
*12/26	Cincinnati	13	59	4.5	13	0	1	1	1.0	1	0
*1/2	@ New England	16	95	5.9	13	0	6	43	7.2	11	0

2000 - Baltimore Ravens

Date	Opponent	Rushing					Receiving				
		No.	Yds.	Avg.	LG	TD	No.	Yds.	Avg.	LG	TD
*9/3	@ Pittsburgh	27	119	4.4	18	0	4	32	8.0	13	0
*9/10	Jacksonville	10	54	5.4	20	0	4	18	4.5	9	0
9/17	@ Miami	6	25	4.2	12	0	2	18	9.0	18	0
9/24	Cincinnati	8	51	6.4	13	0	4	48	12.0	16	0
10/1	@ Cleveland	20	82	4.1	14	0	2	12	6.0	10	0
10/8	@ Jacksonville	2	-6	-3.0	-3	0	0	0	0.0	--	0
10/15	@ Washington	4	25	6.3	21	0	0	0	0.0	--	0
10/22	Tennessee	6	30	5.0	15	0	3	5	1.7	5	0
10/29	Pittsburgh	5	19	3.8	11	0	0	0	0.0	--	0
11/5	@ Cincinnati	3	8	2.7	4	0	1	0	0.0	0	0
11/12	@ Tennessee	3	2	0.7	5	0	2	15	7.5	14	0
11/19	Dallas	13	64	4.9	11	1	4	34	8.5	13	0
11/26	Cleveland	17	64	3.8	12	1	0	0	0.0	--	0
12/10	San Diego	7	16	2.3	6	0	2	6	3.0	5	0
12/17	@ Arizona	4	28	7.0	10	0	1	-7	-7.0	-7	0
12/24	@ N.Y. Jets	2	7	3.5	4	0	3	40	13.3	27	0
Playoffs											
12/31	Denver	5	6	1.2	4	0	0	0	0.0	--	0
1/7	@ Tennessee	0	0	0.0	--	0	0	0	0.0	--	0
1/14	@ Oakland	9	31	3.4	11	0	0	0	0.0	--	0
*1/28	N.Y. Giants	4	8	2.0	6	0	1	4	4.0	4	0

2001 - Kansas City Chiefs

Date	Opponent	Rushing					Receiving				
		No.	Yds.	Avg.	LG	TD	No.	Yds.	Avg.	LG	TD
*9/9	Oakland	7	21	3.0	7	0	1	1	1.0	1	0
*9/23	N.Y. Giants	8	30	3.8	9	0	3	17	5.7	8	0
*9/30	@ Washington	23	147	6.4	27	2	5	78	15.6	31	1
*10/7	@ Denver	17	42	2.5	8	0	7	58	8.3	13	0
*10/14	Pittsburgh	20	150	7.5	26t	2	3	-1	-0.3	7	0
*10/21	@ Arizona	15	85	5.7	41	0	3	24	8.0	9	0
*10/25	Indianapolis	15	55	3.7	19	0	3	23	7.7	11	0
*11/4	@ San Diego	30	181	6.0	26	1	1	9	9.0	9	0
*11/11	@ N.Y. Jets	18	71	3.9	11	0	3	1	0.3	1	0
*11/25	Seattle	26	120	4.6	12	0	3	70	23.3	55	0
*11/29	Philadelphia	18	76	4.2	16	0	8	100	12.5	37	0
*12/9	@ Oakland	28	168	6.0	20	1	5	109	21.8	67t	1
*12/16	Denver	19	121	4.2	14	1	1	8	8.0	8	0
*12/23	San Diego	23	80	3.5	14	0	3	12	4.0	9	0
*12/30	@ Jacksonville	27	91	3.4	12	1	7	53	7.6	17	0
*1/6	@ Seattle	23	117	5.1	22	0	6	52	8.7	17	0

2002 - Kansas City Chiefs

Date	Opponent	Rushing					Receiving				
		No.	Yds.	Avg.	LG	TD	No.	Yds.	Avg.	LG	TD
*9/8	@ Cleveland	22	122	5.5	26t	4	6	19	3.2	14	0
*9/15	Jacksonville	22	84	3.8	12	0	5	32	6.4	11	0
*9/22	@ New England	30	180	6.0	25	2	5	18	3.6	9	1
*9/29	Miami	23	52	2.3	25t	1	6	63	10.5	24	0
*10/6	@ N.Y. Jets	23	152	6.6	27	1	9	81	9.0	19t	1
*10/13	@ San Diego	23	63	2.7	18	1	7	96	13.7	22	0
*10/20	Denver	24	113	4.7	14	3	7	38	5.4	15	0
*10/27	Oakland	23	91	4.0	15	1	6	93	15.5	49	0
*11/10	@ San Francisco	11	51	4.6	12t	1	2	5	2.5	6	0
*11/17	Buffalo	31	104	3.4	15	1	3	23	7.7	13	0
*11/24	@ Seattle	23	197	8.6	30	2	7	110	15.7	64t	1
*12/1	Arizona	16	113	7.1	21	2	3	56	18.7	41	0
*12/8	St. Louis	24	132	5.5	17	2	2	16	8.0	13	0
*12/15	@ Denver	18	161	8.9	56	0	2	22	11.0	16	0
12/22	San Diego										
12/28	@ Oakland										

Inactive/Hip
Inactive/Hip

*Indicates Games Started

HALL OF FAME FACT

RB Marcus Allen accumulated 2,314 yards from scrimmage with the L.A. Raiders in '85, the third-highest seasonal total in NFL history.



HALL OF FAME FACT

RB Marcus Allen owns the best career Super Bowl rushing average in NFL history, averaging 9.6 yards (20 carries for 191 yards) in Super Bowl XVIII.





HOLMES VS. THE NFL
1997-02
(REGULAR SEASON)



Team	G-S	Att.	Yds.	Avg.	YPG	LG	TD	100-Yard Games
Arizona	3-2	35	226	6.5	75.3	41	2	1
Atlanta	0-0	0	0	0.0	0.0	--	0	0
Baltimore	0-0	0	0	0.0	0.0	--	0	0
Buffalo	1-1	31	104	3.4	104.0	15	1	1
Carolina	0-0	0	0	0.0	0.0	--	0	0
Chicago	1-1	11	17	1.5	17.0	8	0	0
Cincinnati	7-3	87	518	6.0	74.0	56	3	2
Cleveland	4-1	69	308	4.5	77.0	26	5	1
Dallas	1-0	13	64	4.9	64.0	11	1	0
Denver	4-4	88	437	5.0	109.3	56	4	3
Detroit	1-1	28	132	4.7	132.0	16	1	1
Green Bay	1-1	10	41	4.1	41.0	12	0	0
Houston	0-0	0	0	0.0	0.0	--	0	0
Indianapolis	2-2	37	158	4.3	79.0	36	2	1
Jacksonville	7-4	64	233	3.6	33.3	20	1	0
Kansas City	0-0	0	0	0.0	0.0	--	0	0
Miami	2-1	29	77	2.7	38.5	25	0	0
Minnesota	1-1	8	39	4.9	39.0	17	1	0
New England	2-2	46	275	6.0	137.5	25	2	1
New Orleans	1-1	10	28	2.8	28.0	16	0	0
N.Y. Giants	1-1	8	30	3.8	30.0	9	0	0
N.Y. Jets	4-2	44	233	5.3	61.0	27	1	1
Oakland	4-4	85	379	4.5	94.8	25	2	1
Philadelphia	2-1	18	76	4.2	38.0	16	0	0
Pittsburgh	8-4	100	519	5.2	64.9	64	3	3
San Francisco	1-1	11	51	4.5	51.0	12	1	0
St. Louis	2-1	36	184	5.1	92.0	18	2	1
San Diego	5-4	89	349	3.9	69.8	26	2	1
Seattle	4-3	72	434	6.0	108.5	30	2	3
Tampa Bay	0-0	0	0	0.0	0.0	--	0	0
Tennessee	7-2	43	188	4.4	26.9	72	0	1
Washington	2-1	27	172	6.4	86.0	27	2	1
Totals	78-49	1,099	5,272	4.8	67.6	72	39	23



HOLMES 100-YARD RUSHING GAMES (23)



Date	Opponent	No.	Yds.	Avg.	LG	TD
*9/27/98	Cincinnati	27	173	6.4	47	2
*11/22/98	@ Cincinnati	36	227	6.3	56	1
*11/29/98	Indianapolis	22	103	4.7	36	2
*12/27/98	Detroit	28	132	4.7	16	1
*12/5/99	Tennessee	9	100	11.1	72	0
*12/12/99	@ Pittsburgh	18	130	7.2	64	1
*9/3/00	@ Pittsburgh	27	119	4.4	18	0
#9/30/01	@ Washington	23	147	6.4	27	2
#10/14/01	Pittsburgh	20	150	7.5	26	2
#11/4/01	@ San Diego	30	181	6.0	26	1
#11/25/01	Seattle	26	120	4.6	12	0
#12/9/01	@ Oakland	28	168	6.0	20	1
#12/16/01	Denver	29	121	4.2	14	1
#1/6/02	@ Seattle	23	117	5.1	22	0
#9/8/02	@ Cleveland	22	122	5.5	26	4
#9/22/02	@ New England	30	180	5.0	25	2
#10/6/02	@ N.Y. Jets	23	152	6.6	27	1
#10/20/02	Denver	24	113	4.7	14	3
#11/17/02	Buffalo	31	104	3.4	15	1
#11/24/02	@ Seattle	23	197	8.6	30	2
#12/1/02	Arizona	16	113	7.1	21	2
#12/8/02	St. Louis	24	132	5.5	17	2
#12/15/02	@ Denver	18	161	8.9	56	0

* with Baltimore # with Kansas City

RUSHING TITLE WINNERS



1960

	ABNER HAYNES	
Atts.	Yds.	Avg.
156	875	5.6
		TDs
		9



AFL Rushing Leaders - 1960

Player	Team	Yds.
1. Abner Haynes	Kansas City	875
2. Paul Lowe	Los Angeles	855
3. Billy Cannon	Houston	644
4. Dave Smith	Houston	643
5. Tony Teresa	Oakland	608



CHRISTIAN OKOYE

Atts.	Yds.	Avg.	TDs
370	1,480	4.0	12

1989

NFL Rushing Leaders - 1989

Player	Team	Yds.
1. Christian Okoye	Kansas City	1,480
2. Barry Sanders	Detroit	1,470
3. Eric Dickerson	Indianapolis	1,311
4. Neal Anderson	Chicago	1,275
5. Dalton Hillard	New Orleans	1,262



2001

	PRIEST HOLMES	
Atts.	Yds.	Avg.
327	1,555	4.8
		TDs
		8



NFL Rushing Leaders - 2001

Player	Team	Yds.
1. Priest Holmes	Kansas City	1,555
2. Curtis Martin	N.Y. Jets	1,513
3. Stephen Davis	Washington	1,432
4. Ahman Green	Green Bay	1,387
5. Marshall Faulk	St. Louis	1,382

VETERANS



NFL LEADERS MOST RUSHING YARDS 2001-02



1. 3,170	Priest Holmes	Kansas City
2. 3,098	Ricky Williams	Miami, NO
3. 2,919	LaDainian Tomlinson	...	San Diego
4. 2,627	Ahman Green	Green Bay
5. 2,626	Corey Dillion	Cincinnati



NFL LEADERS MOST YARDS FROM SCRIMMAGE, 2001-02



1. 4,456	Priest Holmes	Kansas City
2. 3,972	Ricky Williams	NO, Miami
3. 3,775	LaDainian Tomlinson	...	San Diego
4. 3,637	Marshall Faulk	St. Louis
5. 3,614	Ahman Green	Green Bay



NFL RECORD BOOK MOST YARDS FROM SCRIMMAGE, SEASON



1. 2,429	Marshall Faulk, STL	1999
2. 2,358	Barry Sanders, DET	1997
3. 2,314	Marcus Allen, L.A. Raiders	1985
4. 2,287	Priest Holmes, KC	2002
5. 2,244	Eric Dickerson, L.A. Rams	...	1984



NFL LEADERS MOST RECEIVING YARDS RUNNING BACKS, 2001-02



1. 1,519	Charlie Garner	Oakland
2. 1,302	Marshall Faulk	St. Louis
3. 1,286	Priest Holmes	Kansas City
4. 1,174	Tiki Barber	N.Y. Giants
5. 1,167	Duce Staley	Philadelphia



HOLMES' TOP OFFENSIVE PERFORMANCES COMBINED NET YARDS



Date	Opponent	Rushing			Receiving			Combined Net Yds.		
		No.	Yds.	Avg.	No.	Yds.	Avg.	No.	Yds.	Avg.
1. 11/24/02	@ Seattle#	23	197	8.6	7	110	15.7	30	307	10.2
2. 12/9/01	@ Oakland#	28	168	6.0	5	109	21.8	33	277	8.4
3. 10/6/02	@ N.Y. Jets#	23	152	6.6	9	81	9.0	32	233	7.3
4. 11/22/98	@ Cincinnati*	36	227	6.3	0	0	0.0	36	227	6.3
5. 9/30/01	@ Washington#	23	147	6.4	5	78	15.6	28	225	8.0

* with Baltimore # with Kansas City



NFL LEADERS CONSECUTIVE CARRIES WITHOUT FUMBLE, ACTIVE



- 397 James Stewart Detroit
- 267 Stacey Mack Jacksonville
- 262 Curtis Martin N.Y. Jets
- 249 Priest Holmes Kansas City**
- 247 Ahman Green Green Bay



NFL RECORD BOOK MOST YARDS FROM SCRIMMAGE, GAME



- 336 Flipper Anderson vs. NO 11/26/89
- 330 Billy Cannon vs. N.Y. Titans . . 11/10/61
- 309 Stephone Paige vs. SD 12/22/86
- 307 Priest Holmes vs. SEA 11/24/02
- 303 Jim Benton vs. DET 11/22/45



NFL RECORD BOOK MOST RUSHING TDS SEASON



- 25 Emmitt Smith, DAL 1995
- 24 John Riggins, WAS 1983
- 21 Joe Morris, NYG 1985
- Emmitt Smith, DAL 1994
- Terry Allen, WAS 1996
- Terrell Davis, DEN 1998
- Priest Holmes, KC 2002**



NFL RECORD BOOK MOST TOTAL TOUCHDOWNS SEASON



- 26 Marshall Faulk, STL 2000
- 25 Emmitt Smith, DAL 1995
- 24 John Riggins, WAS 1983
- Priest Holmes, KC 2002**
- 23 O.J. Simpson, BUF 1975
- Jerry Rice, SF 1987
- Terrell Davis, DEN 1998



CHIEFS RECORD BOOK MOST 100-YARD RUSHING GAMES, CAREER



- 16 **Priest Holmes 2001-02**
- 14 Christian Okoye 1987-92
- 12 Abner Haynes 1960-65
- 9 Ed Podolak 1969-77
- 7 Mike Garrett 1966-70
- Barry Word 1990-92



CHIEFS RECORD BOOK MOST 100-YARD RUSHING GAMES, SEASON



- 9 **Priest Holmes 2002**
- 8 Christian Okoye 1989
- 7 **Priest Holmes 2001**
- 5 Joe Delaney 1981
- 4 Abner Haynes 1962
- Mike Garrett 1967



CHIEFS RECORD BOOK MOST RUSHING YARDS SEASON



- 1,615 Priest Holmes 2002**
- 1,555 Priest Holmes 2001**
- 1,480 Christian Okoye 1989
- 1,121 Joe Delaney 1981
- 1,087 Mike Garrett 1967



CHIEFS RECORD BOOK MOST RUSHING YARDS CONSECUTIVE SEASONS



- 3,170 Priest Holmes 2001-02**
- 2,285 Christian Okoye 1989-90
- 1,953 Christian Okoye 1988-89
- 1,890 Abner Haynes 1961-62
- 1,888 Mike Garrett 1966-67



**CHIEFS RECORD BOOK
MOST POINTS
SEASON**



1. 144 Priest Holmes2002
2. 139 Nick Lowery1990
3. 129 Jan Stenerud1968
4. 119 Jan Stenerud1969
5. 117 Morten Andersen2002



**CHIEFS RECORD BOOK
MOST RUSHING
TOUCHDOWNS, CAREER**



1. 44 Marcus Allen1993-97
2. 40 Christian Okoye1987-92
3. 39 Abner Haynes1960-65
4. 34 Ed Podolak1969-77
5. 29 Priest Holmes2001-02



**CHIEFS RECORD BOOK
COMBINED NET YARDS
SEASON**



1. 2,287 Priest Holmes2002
2. 2,169 Priest Holmes2001
3. 2,120 Dante Hall2002
4. 2,100 Abner Haynes1960
5. 1,897 Tamarick Vanover1995



**CHIEFS RECORD BOOK
COMBINED NET YARDS
GAME**



1. 309 Stephone Paige vs. SD ... 12/22/85
2. 307 Priest Holmes vs. SEA ...11/24/02
3. 290 Noland Smith vs. SD ...10/15/67
4. 277 Priest Holmes vs. OAK ...12/9/01
5. 276 Abner Haynes vs. SD ...10/20/63

18

Chris
HORN

Wide Receiver • 5-11 • 195

**Rocky Mountain
Free Agent (2003)
NFL: 1 (1st with Chiefs)
GP/GS: (0/0) Playoffs: (0/0)**



**Born: July 13, 1977
Caldwell, Idaho**

VETERANS

Pro Career: Former Arena League wide receiver making his first trek to training camp with the Chiefs in 2003 ... Signed as a free agent with Kansas City on April 10th of 2003 ... Prior to joining the Chiefs, he played two seasons for the Arizona Rattlers (2001-02) of the Arena Football League ... Possesses sure hands and is not afraid to go across the middle ... Originally entered the professional football ranks with the Billings Thunderbolts of the Indoor Football League in 2000.

Arena Football League (2001-02): Played in 28 games for Arizona, registering 134 catches for 1,675 yards (12.5 avg.) with 37 TDs and 24 carries for 61 yards (2.5 avg.) with nine scores ... Returned 61 kickoffs for 1,412 yards (23.1 avg.) and ran back 15 missed field goals for 247 yards (16.5 avg.) with one touchdown ... Added 60 tackles (43 solo), two interceptions, five passes defended, two fumble recoveries and five forced fumbles on defense ... Also played in four playoff games, catching 21 passes for 241 yards (11.5 avg.) with six TD, in addition to six carries for one yard with one TD and eight kickoff returns for 134 yards (16.8 avg.).

2002: Appeared in 14 games, ranking second in the league with 104 receptions for 1,329 yards (12.8 avg.) with 29 scores ... Added 14 carries for 50 yards (3.6 avg.) with five TDs and 42 kickoff returns for 979 yards (23.3 avg.) to go along with 22 defensive tackles (14 solo), two passes defended, one forced fumble and one fumble recovery ... Returned both a fumble and a missed field goal for a touchdown ... His 36 total touchdowns and 218 points led the league as he was named first-team All-Arena League as an Offensive Specialist ... Also saw action in two playoff games, registering 14 catches for 185 yards (13.2 avg.) with five TDs and two kickoff returns for 24 yards (12.0 avg.).

2001: Saw duty in 14 games, finishing the season with 30 catches for 346 yards (11.5 avg.) with eight TDs and 10 rushes for 11 yards with four scores ... Returned 19 kickoffs for 433 yards (22.9 avg.) in addition to 38 tackles, two INTs, three passes defended, four forced fumbles and a fumble recovery on defense ... Was named to the Arena League All-Rookie team ... Played in two playoff games, making seven catches for 56 yards (8.0 avg.) with a TD and rushing four times for three yards with a score ... Also returned six kickoffs for 110 yards (18.3 avg.) and totaled three tackles.

EXTRA POINTS

Horn began his professional career playing for the Billings Thunderbolts of the Indoor Football League in Billings, Montana.

Indoor Football League (2000): Appeared in 14 games for the Billings Thunderbolts, catching 19 passes for 1,184 yards (10.9 avg.) with 28 touchdowns ... Also added 27 carries for 107 yards (4.0 avg.) with five TDs and 33 kickoff returns for 679 yards (20.6 avg.) ... His 2,026 all-purpose yards led the IFL while his 109 receptions and 1,184 receiving yards each ranked second in the league ... Finished third in the IFL with his 33 combined TDs ... Named to the Pro Bowl as a member of the Western Conference.

College: A three-time All-America as a wide receiver at Rocky Mountain College in Billings, Montana ... Was an All-America selection as a kick returner ... Caught 249 passes for 4,168 yards (16.7 avg.) ... Returned 72 kickoffs for 1,699 yards (23.6 avg.) and 68 punts for 633 yards (9.3 avg.) ... Scored 46 total touchdowns ... Finished his college career seventh in NAIA history with 249 receptions ... Was named the Frontier Conference MVP his senior season ... Majored in Exercise Science at Rocky Mountain College.

Personal: Older brother, Johnny, was a college teammate, while his younger brother Jarrett currently plays at Rocky Mountain College ... Full name: Christopher Michael Horn ... Single ... Resides in Caldwell, Idaho.

14

Curtis

JACKSON

Wide Receiver • 5-10 • 194

Texas

Free Agent (2003)

Born: September 22, 1973

Fort Worth, Texas

NFL: 2 (1st with Chiefs)

GP/GS: (7/2) Playoffs: (0/0)



Pro Career: Former collegiate running back turned wide receiver enters his second training camp with the Chiefs in 2003 ... Speedy performer made the Opening Day roster a year ago, but was released five games into the season ... One-time college track standout also owns experience as a return man ... Saw duty in seven games in two seasons with New England (2000-01), posting seven receptions for 60 yards (8.6 avg.) and 15 kickoff returns for 353 yards (23.5 avg.) ... Originally inked with Kansas City as a free agent on May 1st of 2002, but was released on October 12th ... Went to training camp with the Patriots in 2001 before being released prior to the season on September 2nd ... Signed to New England's practice squad on September 4th where he spent the first seven weeks of the campaign ... Promoted to the 53-man roster on October 21st before suffering an ankle injury and being placed on injured reserve on November 7th ... Originally joined the Patriots as a free agent on November 15th of 2000 after spending the first 11 weeks of the campaign on the St. Louis practice squad ... Attended training camp with the Rams in 2000 prior to being released on August 27th and was subsequently signed to the practice squad on August 29th ... Experienced his first form of professional football with the Hamilton Tiger-Cats of the Canadian Football League in '99 ... Played in nine games, producing five receptions for 95 yards (19.0 avg.) ... Had 28 punt returns to finish second on the team with 246 return yards (8.8 avg.) ... Added 11 kickoff returns for 193 yards (17.5 avg.) and a rush for six yards ... Originally entered the NFL as a rookie free agent with St. Louis in 2000.

EXTRA POINTS

Jackson began his college career as a running back at Texas, where he was a teammate of RB Priest Holmes.

Kansas City (2002): Was on the 53-man roster for the first five games of the season, but was inactive for all of those contests ... Was released on October 12th.

New England (2000-01): Played in seven games, catching seven passes for 60 yards (8.6 avg.) and returned 15 kickoffs for 353 yards (23.5 avg.).

2001: Promoted to the 53-man roster on October 21st after spending seven weeks on the practice squad ... Appeared in two games before an ankle injury ended his season ... Caught two passes for 16 yards and returned two kickoffs for 30 yards ... Had a four-yard catch at Denver (10/28) in his first game action of the season ... Caught a 12-yard pass and returned two kickoffs for 30 yards at Atlanta (11/4) before injuring his ankle ... Was placed on injured reserve on November 7th.

2000: Played in five games (two starts) ... Signed with the club on November 15th after spending the first 11 weeks of the season on the Rams developmental squad ... Caught five passes for 44 yards (8.8 avg.) and returned 13 kickoffs for 323 yards (24.8 avg.) ... Made his NFL debut on special teams at Detroit (11/23) ... Opened his initial NFL contest vs. Kansas City (12/4), catching two passes for 17 yards and returning four kickoffs for a career-high 117 yards ... Set career highs with three receptions for 27 yards at Chicago (12/10) ... Totaled three returns for 85 yards (28.3 avg.) at Buffalo (12/17).

VETERANS

Canadian Football League (1999): Played in nine games for the Hamilton Tiger-Cats, catching five passes for 95 yards (19.0 avg.) ... Returned 28 punts to rank second on the club with 246 yards (8.8 avg.) ... Added 11 kickoff returns for 193 yards (17.5 avg.) and a six-yard run.

College: Played in 39 games (five starts) at Texas ... Had his senior season cut short after five games with a knee injury, but still caught 11 passes for 126 yards with one TD ... Also returned three kickoffs for 75 yards ... Missed the '95 season with a knee injury and was consequently granted a medical redshirt ... Made the switch to wide receiver from running back as a junior ... Appeared in 12 games to finish third on the team with 27 receptions for 401 yards (14.9 avg.) with two TDs ... Added 19 kickoff returns for 411 yards (21.6 avg.) and 11 punt returns for 76 yards (6.9 avg.) ... Saw duty in 11 games (four starts) at tailback as a sophomore ... Rushed 73 times for 291 yards (3.9 avg.) and caught 16 passes for 76 yards (4.8 avg.) ... Played in all 11 games (one start) as a true freshman ... Produced 62 carries to finish third on the squad with 237 yards (3.8 avg.) ... Also ran the 100-meter dash during the outdoor season and the 60-meter dash during the indoor track season during his career with the Longhorns ... Graduated from Texas with a degree in Speech Communications.

Personal: Rushed 178 times for 1,300 yards (7.3 avg.) as a senior at Plano High School in Plano, Texas ... Full name: Curtis Ray Jackson ... Single ... Resides in Kansas City, Missouri.

JACKSON'S NFL STATISTICS



Year	Team	G-S	RECEIVING					RUSHING				
			No.	Yds.	Avg.	LG	TD	No.	Yds.	Avg.	LG	TD
2000	New England	5-0	5	44	8.8	13	0	0	0	0.0	--	0
2001	New England	2-0	2	16	8.0	12	0	0	0	0.0	--	0
2002	Kansas City	0-0	0	0	0.0	--	0	0	0	0.0	--	0
Totals		7-0	7	60	8.6	13	0	0	0	0.0	--	0

Year	Team	PUNT RETURNS					KICKOFF RETURNS				
		No.	Yds.	Avg.	LG	TD	No.	Yds.	Avg.	LG	TD
2000	New England	0	0	0.0	--	0	13	323	24.8	47	0
2001	New England	0	0	0.0	--	0	2	30	15.0	19	0
2002	Kansas City	0	0	0.0	--	0	0	0	0.0	--	0
Totals		0	0	0.0	--	0	15	353	23.5	47	0

SINGLE GAME CAREER HIGHS

Receptions: 3 at Chicago (12/10/00)

Receiving Yards: 27 at Chicago (12/10/00)

Long Reception: 13 at Chicago (12/10/00)

Kickoff Returns: 4 vs. Kansas City (12/4/00)

Kickoff Return Yards: 117 vs. Kansas City (12/4/00)

Long Kickoff Return: 47 vs. Kansas City (12/4/00)

41

Darius JOHNSON

Cornerback • 5-9 • 185

Oklahoma

Free Agent (2003)

NFL: 5 (1st with Chiefs)

GP/GS: (61/4) Playoffs: (8/2)



Born: May 18, 1973

Terrell, Texas

Pro Career: Fifth-year cornerback signed with Kansas City on April 28th ... Attempting to make an NFL comeback after sitting out the last three seasons ... Expected to battle for a reserve role in the defensive backfield and on special teams ... Worked primarily as a nickel corner and special teams performer during his four-year tenure in Denver ('96-99) ... Versatile performer has started four games, including a pair of contests at cornerback, as well as one game apiece at free safety and strong safety in '99 ... Is an accomplished special teams coverage man, owning 55 career special teams stops ... Is reunited in Kansas City with Chiefs defensive coordinator Greg Robinson who held that same post with Denver from '95-00 ... Owns 61 games (four starts) of NFL experience, totaling 101 tackles (88 solo), a sack (-11.0 yards), two interceptions (79 yards), 22 passes

defensed, one forced fumble and one fumble recovery ... Has also posted two fumble recoveries and returned a fumbled kickoff six yards for a touchdown ... Is no stranger to postseason play, owning experience in eight playoff contests with two starts ... Recorded 18 tackles (14 solo), four passes defensed and two interceptions (76 yards) to go with four special teams tackles in playoff action ... Originally entered the NFL as a fourth-round selection (122nd overall) of Denver in '96.

Denver (1996-99): Played in 61 games (four starts), producing 101 tackles (88 solo), a sack (-11.0 yards), two INTs (79 yards), 22 passes defensed, one forced fumble and one fumble recovery ... Also contributed 55 stops, a forced fumble and two fumble recoveries, one of which he returned six yards for a touchdown on special teams ... Appeared in eight postseason contests, recording 18 tackles (14 solo), two INTs (76 yards), four passes defensed and four special teams tackles.

1999: Saw action in 16 games (two starts), registering 36 tackles (28 solo), four passes defensed and one fumble recovery ... His 12 special teams stops tied for third on the team ... Also had a fumble recovery on special teams ... Totaled five tackles at Tampa Bay (9/26) ... Had a career-high seven tackles and a pass defensed vs. Kansas City (12/5) ... Started at free safety vs. Seattle (12/19) and at strong safety at Detroit (12/25).

1998: Played in 16 games (two starts) as the club's nickel back ... Produced 39 tackles (35 solo), a sack (-11.0 yards), nine passes defensed and two INTs (79 yards) ... Posted 14 stops and a forced fumble on special teams ... Intercepted his first NFL pass off Bobby Hoying and returned it a career-long 45 yards vs. Philadelphia (10/4) ... Amassed a season-high six tackles in a starting assignment at Seattle (10/11) ... Intercepted a Craig Whelihan pass (34 yards) at San Diego (11/29) ... Registered his first career NFL sack against Jon Kitna in a starting role vs. Seattle (12/27) ... Played in all three postseason contests (one start), including seeing action in the Broncos 34-19 victory in Super Bowl XXXIII ... Recorded 14 tackles, two interceptions (76 yards), four passes defensed, a forced fumble and one special teams tackle ... Produced a team-high nine tackles, a pass defensed, a forced fumble and intercepted a Dan Marino pass which he returned 48 yards in the AFC Divisional Playoff Game vs. Miami (1/9/99) ... Totaled four tackles, a pass defensed and one special teams tackle vs. the N.Y. Jets (1/17/99) in the AFC Championship Game ... Intercepted a Chris Chandler pass to go with a tackle and one pass defensed vs. Atlanta (1/31/99) in Super Bowl XXXIII.

1997: Appeared in 16 games, producing 17 solo tackles and seven passes defensed ... Added 16 special teams stops, two forced fumbles and returned a fumbled kickoff six yards for a touchdown ... His 16 special teams stops ranked second on the team ... Recovered a fumble on the opening kickoff of the second half and returned it six yards for a score vs. Seattle (11/2), adding three tackles and a career-high four passes defensed ... Posted four tackles vs. Oakland (11/24) ... Totaled three tackles at San Diego (11/30) ... Saw time in four postseason games, recording four tackles, one pass defensed and three special teams tackles ... Had a pass defensed and two special teams stops in the AFC Wild Card Game vs. Jacksonville (12/27) ... Posted one tackle at Kansas City (1/4/98) in an AFC Divisional Championship Game ... Produced two tackles and one stop on special teams in the AFC Championship Game at Pittsburgh (1/11/98) ... Recorded one tackle in Super Bowl XXXII vs. Green Bay.

1996: Played in 13 games, registering nine tackles, two passes defensed, a forced fumble and 13 special teams stops ... Was inactive at Seattle (9/8), vs. Tampa Bay (9/15) and at Kansas City (9/22) with a knee injury suffered vs. the N.Y. Jets (9/1) ... Had two tackles and a pair of special teams stops vs. Kansas City (10/27) ... Had a season-high three tackles, two passes defensed and a forced fumble at New England (11/17) ... Played in the AFC Divisional Playoff Game vs. Jacksonville (1/4/97).

College: Was a two-time All-Big 8 selection and a three-year starter at Oklahoma ... Finished his collegiate career with 208 tackles (149 solo), 12 interceptions, 33 passes defensed, two forced fumbles and a fumble recovery ... Returned 63 punts for 541 yards (8.6 avg.) ... Earned All-America honor as a member of the Sooners 1,600-meter relay team in '93 ... Majored in Organizational Communications at Oklahoma.

Personal: Was a first-team Class 4A All-Texas selection as a senior at Terrell High School in Terrell, Texas ... A three-year letterman as a cornerback, running back and kick returner ... Recorded 2,014 yards rushing ... Also excelled in track and field ... Full name: Darius Dashome Johnson ... Single ... Resides in Terrell, Texas.

EXTRA POINTS

Johnson earned a pair of rings from Super Bowls XXXII and XXXIII during his tenure with the Denver Broncos.

HALL OF FAME FACT

Head coach Hank Stram guided the Texans/Chiefs to three AFL West titles ('62, '66, '68) and also claimed an AFC West title with Kansas City in '71.



HALL OF FAME FACT

The Chiefs compiled a 44-16-3 (.722) regular season home record in nine seasons playing under head coach Hank Stram at Municipal Stadium from '63-'71.





JOHNSON'S NFL STATISTICS



Year	Team	G-S	INTERCEPTIONS				TACKLES			FUMBLES		PASSES	SACKS
			No.	Yds.	LG	TD	Solos	Asst.	Total	Rec.	For.	Defensed	No./Yds.
1996	Denver	13-0	0	0	--	0	8	1	9	0	1	2	0.0/0.0
1997	Denver	16-0	0	0	--	0	17	0	17	0	0	7	0.0/0.0
1998	Denver	16-2	2	79	45	0	35	4	39	0	0	9	1.0/11.0
1999	Denver	16-2	0	0	--	0	28	8	36	1	0	4	0.0/0.0
Totals		61-4	2	79	45	0	88	13	101	1	1	22	1.0/11.0

Additional Stats: Has 55 special teams tackles – 13 in '96, 16 in '97, 14 in '98 and 12 in '99. Has two fumble recoveries on special teams – one in '97 and one in '99. Had a six-yard special teams fumble return for a TD vs. Seattle (11/2/97). Had a forced fumble on special teams at Kansas City (11/16/98).

POSTSEASON

Year	Team	G-S	INTERCEPTIONS				TACKLES			FUMBLES		PASSES	SACKS
			No.	Yds.	LG	TD	Solos	Asst.	Total	Rec.	For.	Defensed	No./Yds.
1996	Denver	1-0	0	0	--	0	0	0	0	0	0	0	0.0/0.0
1997	Denver	4-0	0	0	--	0	4	0	4	0	0	1	0.0/0.0
1998	Denver	3-2	2	76	48	0	10	4	14	0	1	3	0.0/0.0
Totals		8-2	2	76	48	0	14	4	18	0	1	4	0.0/0.0

SINGLE GAME CAREER HIGHS

Tackles: 7 vs. Kansas City (12/5/99)

Interceptions: 1 vs. Philadelphia (10/4/98)

at San Diego (11/29/98)

INT Return Yards: 45 vs. Philadelphia (10/4/98)

Sacks: 1.0 vs. Seattle (11/27/98)

Passes Defensed: 4 vs. Seattle (11/2/97)

Fumble Recoveries: 1 at Detroit (12/25/99)

Forced Fumbles: 1 at New England (11/17/96)

73

Garrick

JONES

Tackle • 6-5 • 306

Arkansas State

Free Agent (2003)

Born: December 2, 1978

Little Rock, Arkansas

NFL: 1 (1st with Chiefs)

GP/GS: (0/0) Playoffs: (0/0)



Pro Career: Massive tackle prospect signed with the Chiefs on January 31st of 2003 ... Enters his first NFL training camp after a brief stint in the Canadian Football League in 2002 ... Signed with the CFL's Winnipeg Blue Bombers on October 5th of 2002, seeing duty in one game with that team ... Originally entered the NFL as a rookie free agent with Jacksonville on April 29th of 2002, but was released on July 25th.

Canadian Football League (2002): Played in five games for the Winnipeg Blue Bombers ... Signed with the Blue Bombers on October 5th ... Saw duty at Saskatchewan (10/6), vs. Saskatchewan (10/12), at Calgary (10/18), at Hamilton (10/27) and vs. Edmonton (11/2) ... Also appeared in two playoff games, seeing action vs. British Columbia (11/10) and at Edmonton (11/17).

College: Played in 34 games (32 starts) during his college career at Arkansas State ... After opening all 12 games at right tackle as a sophomore, switched to left tackle in '99 and started 10 of 11 games ... Majored in Graphic Design at Arkansas State.

Personal: A three-year starter at offensive tackle and defensive tackle at North Little Rock High School in North Little Rock, Arkansas ... Earned all-conference and all-state honors ... Was an all-state discus thrower ... Received the Sigma Phi Beta Award of Excellence ... Full name: Garrick Dajuan Jones ... Single ... Resides in Sherwood, Arkansas.

EXTRA POINTS

Jones saw his initial pro duty with the CFL's Winnipeg Blue Bombers in 2002.

75

Willie JONES

Tackle • 6-6 • 355



Born: December 17, 1975
Belle Glade, Florida

Grambling
Free Agent (2000)
NFL: 5 (4th with Chiefs)
GP/GS: (18/0) Playoffs: (0/0)

Pro Career: Monumental-sized offensive tackle entering his third training camp with Kansas City in 2003 ... Possesses a massive frame and incredible strength, allowing him to dominate opponents once he gets them locked up ... Has a wealth of potential and has the promise of being a solid NFL player should he continue honing his technique ... Owns a Super Bowl XXXIV ring from St. Louis after making that squad as a rookie free agent in '99 ... Has limited game experience at both the right and left tackle positions and is once again expected to compete for a reserve role on the offensive front ... A devastating drive blocker who continues to hone his pass protection skills ... Has a vast potential which would be exciting to see unveiled ... Joined the Chiefs late in 2000, inking to the club's practice squad on November 29th ... Was subsequently promoted to Kansas City's 53-man roster on December 15th when Marcus Spears was placed on injured reserve ... Has seen action in 18 games ... Went to camp with Miami in 2000, but was released on August 26th and did not catch on with another club until coming to Kansas City ... Attended training camp with St. Louis in '99 and made that squad's 53-man roster, but did not take a snap in the regular season or the playoffs ... Originally entered the NFL as a rookie free agent with St. Louis on April 30th of '99.

EXTRA POINTS

Jones entered the NFL as a rookie free agent with the St. Louis Rams in '99.

At Kansas City (2000-02): Joined the Chiefs practice squad on November 29th of 2000 and was added to the 53-man roster on December 15th ... Has played in 18 games, taking snaps in nine games on offense.

2002: Saw duty in six games on special teams and took snaps in three games on offense ... Was inactive for four games ... Was inactive at Cleveland (9/8) ... Saw reserve action at left tackle vs. Jacksonville (9/15) and at New England (9/22) ... Saw reserve action at right tackle vs. Miami (9/29) ... Saw time at left tackle at the N.Y. Jets (10/6) ... Was inactive at San Diego (10/13) ... Saw action on the placement protection team vs. Denver (10/20) and vs. Oakland (10/27) ... Was inactive at San Francisco (11/10) and vs. Buffalo (11/17) with a neck injury suffered on November 7th ... Was placed on injured reserve on November 20th.

2001: Appeared in 12 games, taking snaps on offense in six games ... Was inactive for three games ... Saw his first NFL game action on special teams vs. Oakland (9/9) ... Was inactive vs. the N.Y. Giants (9/23) ... Played in his first career NFL game on offense at Washington (9/30) ... Saw reserve action at right tackle in place of an injured Victor Riley vs. Pittsburgh (10/14) ... Played on the placement protection units at Arizona (10/21) ... Saw action as an extra tackle in the club's goal-line formations vs. Indianapolis (10/25) and at San Diego (11/4) ... Played on the placement protection team at the N.Y. Jets (11/11) ... Saw action in goal line formations and on the placement protection team vs. Seattle (11/25) ... Saw action on the placement protection team vs. Philadelphia (11/29), at Oakland (12/9) and vs. Denver (12/16) ... Was a tackle eligible and played on the placement protection team vs. San Diego (12/23) ... Was inactive at Jacksonville (12/30) and at Seattle (1/6/02).

2000: Signed to the practice squad on November 29th ... Activated to the 53-man roster on December 15th when T Marcus Spears was placed on injured reserve ... Was inactive for the club's final two regular season games vs. Denver (12/17) and at Atlanta (12/24).

At St. Louis (1999): Made the Rams 53-man roster as a rookie free agent ... Was inactive for the club's first 10 regular season games before being placed on injured reserve on November 24th, where he spent the team's final six regular season and three postseason games.

College: Started nine games as a senior and opened 10 games at left tackle as a junior at Grambling ... Appeared in 11 games as a sophomore at Central Florida ... Majored in Criminal Justice at Grambling.

Personal: Was an all-state, all-county and all-area selection at Glades Central High School in Belle Glade, Florida ... Also lettered in baseball ... Full name: Willie J. Jones ... Married, wife Chrissy, with a son Willie II (8) and a daughter Wil'keria (6) ... Resides in Lenexa, Kansas.

Games Played/Games Started: 1999 STL (0/0), 2000 KC (0/0), 2001 KC (12/0), 2002 KC (6/0) — 18/0.

27

Jarmar

JULIEN

Running Back • 5-10 • 240



Born: December 11, 1979
San Jose, California

San Jose State
Free Agent (2002)
NFL 1 (1st with Chiefs)
GP/GS: (2/0) Playoffs: (0/0)

Pro Career: Multi-purpose running back and special teams performer who enters his second training camp with Kansas City in 2003... Can work as a both a tailback or fullback, but is expected to concentrate his time at running back for the Chiefs... Expected to battle for a reserve role in the backfield... Was having a strong camp last year before suffering an ankle injury in the first preseason game at San Francisco (8/10/02)... Was released on August 27th before subsequently being added to the practice squad on September 2nd... Earned the spot on the 53-man roster on December 17th... Played in two games on special teams, recording one special teams tackle... Originally entered the NFL as a rookie free agent with Kansas City in 2002.

2002: Spent the first 15 weeks of the regular season on the practice squad... Promoted to the 53-man roster on December 17th... Saw action in two games on special teams... Made one special teams tackle vs. San Diego (12/22)... Played on special teams at Oakland (12/28).

College: Finished his career at San Jose State with 285 carries for 1,381 yards (4.8 avg.) with 20 TDs... Produced five career 100-yard rushing games... Had 21 receptions for 203 yards with a TD, in addition to 38 kickoff returns for 748 yards (19.4 avg.)... Also saw duty as a defensive back, registering 21 tackles (12 solo), four passes defended and a tackle for loss... Registered a TD on a return of a blocked punt, as well... Led the team in rushing with 184 carries for 820 yards (4.6 avg.) and 12 TDs his final season... Also had 12 receptions for 108 yards, as well as four KO returns for 89 yards (22.3 avg.)... Had 111 carries for 561 yards (5.1 avg.) with eight TDs as a junior... Saw duty as a DB his sophomore season, registering 21 tackles (12 solo), four passes defended and a tackle for loss... In limited offensive action, caught one pass for eight yards... Began the season as a starting cornerback before finishing the year as a strong safety... Did not play football as a true freshman... Majored in Criminal Justice at San Jose State.

Personal: A *USA Today* honorable mention All-America pick at Oak Grove High School in San Jose, California... Rushed for 2,051 yards and 30 TDs, while recording eight INTs... Also lettered in basketball... Was part of the 2002 Chiefs Rookie Club, a group which made monthly visits to charitable organizations as an introduction to community service... Full name: Jarmar Antwion Julien (pronounced Ja-MAR)... Single... Resides in Kansas City, Missouri.

EXTRA POINTS

Julien began his collegiate career as a cornerback at San Jose State, the alma mater of Chiefs head coach Dick Vermeil, offensive coordinator Al Saunders and RBs coach James Saxon.

VETERANS

MARCUS ALLEN'S 100TH RUSHING TD



RB Marcus Allen registered his 100th career rushing TD in dramatic fashion during a Mile High snowstorm at Denver (10/22/95). Ahead 14-7, the Chiefs took the opening drive of the second half on a 12-play scoring drive that featured seven runs and one reception by Allen. Facing third-and-goal from the one-yard line, Allen gracefully catapulted over the pile with FB Tony Richardson serving as his lead blocker, providing the final points in a 21-7 victory. The Hall of Fame runner finished the day with 21 carries for 121 yards, while Chiefs photographer Hank Young captured perhaps the most poignant photo of Allen's career in Kansas City. Allen finished the '95 campaign with 890 rushing yards - his highest total in a Chiefs uniform - and helped propel the team to a 13-3 regular season record and the AFC West title. For his efforts, Allen claimed the club's MVP Award for a second time after earning it for the first time in his initial season with the club in '93.

87

Eddie KENNISON

Wide Receiver • 6-1 • 201

Louisiana State
Free Agent (2001)

NFL: 8 (3rd with Chiefs)
GP/GS: (106/83) Playoffs: (0/0)



Born: January 20, 1973
Lake Charles, Louisiana

Pro Career: Big-play wide receiver enters his second full campaign with Kansas City in 2003 after signing with the club on December 3rd of 2001 ... After opening the 2001 season finale, went on to start 14 games at the "X" receiver post a year ago, leading the club with 906 receiving yards, the second-highest tally of his career ... Pairs with WR Johnnie Morton to give the club a solid starting receiver duo ... Worked at the "Z" receiver position in the off-season and can play either wide receiver post if called upon ... Former collegiate track star has the speed necessary to stretch the field vertically as evidenced by his 17.1 yards-per-catch average last season. That figure ranked second among all pass catchers in the NFL with 50+ receptions, trailing only Cleveland WR Quincy Morgan (17.2) ... Always a threat to catch the long ball, owns seven career catches that have covered 50 or more yards ... Registered 16 catches of 20+ yards to lead all AFC West wide receivers in 2002 ... Owns seven career 100-yard receiving games, including three in his brief tenure with the Chiefs ... Began to pay dividends for the club almost immediately, getting a 121-yard outburst at Jacksonville (12/30/01), just his fourth game in the Red and Gold ... Rejoined head coach Dick Vermeil in Kansas City after spending the '97-98 seasons under Vermeil in St. Louis ... Has appeared in 106 career games (83 starts), catching 296 passes for 4,343 yards (14.7 yards) with 19 touchdowns ... Is equally adept at returning kicks ... Has returned 138 punts for 1,343 yards (9.7 avg.) with three TDs and 24 kickoffs for 468 yards (19.5 avg.) ... Has also carried the ball 23 times for 136 yards (8.4 avg.) ... Appears to have found a home in Kansas City after previous pro stops with Denver (2001), Chicago (2000), New Orleans ('99) and St. Louis ('96-98) ... Signed with Denver on April 5th of 2001, but was released on November 15th ... Was acquired by Chicago on February 21st of 2000 in a trade with New Orleans which sent a fifth-round 2000 draft pick to the Saints, which the club later traded to Indianapolis ... Was acquired by New Orleans on February 18th of '99 in a trade with St. Louis which sent a second-round '99 draft choice to the Rams, which the club used on CB Dre' Bly ... Originally entered the NFL as a first-round selection (18th overall) of St. Louis in the '96 NFL Draft.

EXTRA POINTS

Kennison won the NFL's Fastest Man competition in '97 and was a six-time All-America selection in track at LSU.

Kansas City (2001-02): Has seen action in 21 games (15 starts), catching 69 passes for 1,228 yards (17.8 avg.) with two TDs ... Has also carried the ball nine times for 71 yards (7.9 avg.)

2002: Played in 16 games (14 starts) ... Caught 53 passes for a team-best 906 yards (17.1 avg.) with two TDs ... Also had seven carries for 58 yards (8.3 avg.) ... His 906 receiving yards were the second-best total in his career ... Joined with TE Tony Gonzalez and RB Priest Holmes to form the first trio of players in Chiefs history with 50+ catches and 500+ receiving yards in the same season ... Totaled four catches for 120 yards at Cleveland (9/8), including a season-long 64-yard catch. It was the fourth-highest Opening Day receiving yardage total in KC history and the most on Opening Day since WR Willie Davis had 155 yards at Seattle (9/3/95) ... Did not start when the club opened in a two-TE formation vs. Jacksonville (9/15) and at New England (9/22). Registered TD catches of 14 and 15 yards vs. the Patriots, marking his first two-TD day since getting a career-high three TDs at Atlanta (12/15/96) ... Recorded a team-high eight catches for a season-best 134 yards and added an eight-yard carry at San Francisco (11/10) ... Had three receptions for a team-high 93 yards vs. Buffalo (11/17) ... Had a season-long 31-yard carry vs. Arizona (12/1) ... Recorded four receptions for 69 yards at Denver (12/15) ... Had five catches for 70 yards vs. San Diego (12/22).

2001: Appeared in five games (one start) after signing with the club as a free agent on December 3rd ... Had 16 receptions for 322 yards, two rushes for 13 yards and a forced fumble ... Saw his first action in a Chiefs uniform at Oakland (12/9), catching one pass for seven yards. He also forced a fumble by LB Travian Smith, who was returning an INT ... Caught three passes for 62 yards, including a 42-yard reception at Denver (12/16). Also had a 14-yard rush ... Produced three receptions for 58 yards, including a 48-yard catch vs. San Diego (12/23) ... Recorded six

catches for a season-high 121 yards at Jacksonville (12/30), the most receiving yards by a Chiefs WR since Derrick Alexander had 146 yards vs. Buffalo (11/19/00) ... Started his first game in a Chiefs uniform at Seattle (1/6/02), catching three passes for a team-high 74 yards with a 65-yard long.

Denver (2001): Appeared in the first eight games (six starts) of the season ... Caught 15 passes for 169 yards (11.3 avg.) with one TD ... Also rushed three times for nine yards ... Started at Arizona (9/23), catching two passes for 12 yards ... Saw reserve action vs. Baltimore (9/30) ... Started vs. Kansas City (10/7) ... Had a season-high six catches for 84 yards with a 25-yard TD reception in a start at Seattle (10/14) ... Started at San Diego (10/21), producing four catches for 27 yards ... Started vs. New England (10/28) ... Caught one pass for nine yards in a starting role at Oakland (11/5) ... Was inactive vs. San Diego (11/11) ... Was released on November 15th.

Chicago (2000): Played in 16 games (10 starts), leading the team with 55 receptions for 549 yards with two TDs ... Also rushed three times for 72 yards ... Caught a two-yard TD pass vs. the N.Y. Giants (9/17) ... Had five catches for 35 yards vs. Detroit (9/24) ... Produced a career-long 52-yard run at Green Bay (10/1) ... Led the team with eight receptions for 89 yards vs. New Orleans (10/8) ... Had one catch for four yards vs. Minnesota (10/15) ... Caught five passes for 62 yards at Philadelphia (10/22) ... Led the team with six catches for 55 yards at Buffalo (11/12) ... Had four catches for 54 yards vs. Tampa Bay (11/19) ... Led the team with eight receptions for 100 yards, including a nine-yard TD vs. New England (12/10).

New Orleans (1999): Started all 16 games for the first time in his career ... Tallied a team-high 61 catches for 835 yards (13.7 avg.) and four touchdowns ... Also returned 35 punts for 258 yards (7.4 avg.) ... Caught a two-yard TD pass at San Francisco (9/19) ... Caught four passes for a season-high 138 yards with a career-long and Saints record 90-yard score vs. Atlanta (10/10) ... Had seven catches for 94 yards vs. Tennessee (10/17) ... Caught a 51-yard TD vs. Dallas (12/24).

St. Louis (1996-98): Saw action in 45 games (36 starts) in three seasons with St. Louis ... Hauled in 96 passes for 1,562 yards (16.3 avg.) with 10 TDs ... Also returned 138 punts for 1,343 yards (9.7 avg.) and three scores ... Returned 24 kickoffs for 468 yards (19.5 avg.).

1998: Played in 16 games (13 starts), catching 17 passes for 234 yards (13.8 avg.) with one touchdown ... Returned a career-high 40 punts for 415 yards (10.4 avg.) with one TD and carried the ball twice for nine yards ... Had a 71-yard punt return TD vs. Minnesota (9/13) ... Had a season-long 45-yard reception at Buffalo (9/20).

1997: Played in 14 games (nine starts) ... Caught 25 passes for 404 yards (16.2 avg.) ... Led the team with 34 punt returns for 247 yards (7.3 avg.) and added three rushes for 13 yards ... Caught a team-high four passes for 80 yards vs. New Orleans (8/31) ... Was inactive vs. Seattle (10/19) and vs. Kansas City (10/26) with a sore groin ... Had three receptions for a season-high 90 yards including a 76-yard reception vs. Atlanta (11/16).

1996: Played in 15 games (14 starts), catching 54 passes for a career-high 924 yards (17.1 avg.) with nine TDs ... Also returned 29 punts for 423 yards (14.6 avg.) with two touchdowns and 23 kickoffs for 454 yards (14.7 avg.) ... Tallied a team-high 1,801 all-purpose yards and led the team with 11 TDs ... Ranked second in the NFL for rookie receiving yards and scoring ... Garnered all-rookie honors as a receiver and punt returner from *College* and *Pro Football Newsweekly* and *Pro Football Weekly* ... Named NFC Rookie of the Month for October ... Scored a touchdown via a pass and a punt return vs. Arizona (9/29) to become the first St. Louis player to accomplish that feat since Henry Ellard in '84 ... Named NFC Special Teams Player of the Week for his 183-total yards performance vs. Atlanta (11/10), including a 78-yard punt return for a TD and a career-high 128 punt return yards ... Caught five passes for a Rams record and career-high 226 yards with three scores at Atlanta (10/15), becoming the first Rams player to score three times in a game since Ellard in '89. Also earned NFC Offensive Player of the Week honors for his efforts.

College: Enjoyed a standout career at LSU where he caught 98 passes for 1,554 yards (15.9 avg.) with 10 TDs ... Returned 75 punts for a school record 947 yards (12.6 avg.) including a 100-yard return for a TD ... Ranked in the top 10 in punt returns for three consecutive years ... Was a six-time All-America selection in track and led the Tigers 4x100-meter relay team to the '94 NCAA Outdoor Championship ... Also qualified for the NCAA Championships in the 4x100, 4x200, 4x400 and the 200 meters during his time at LSU ... Majored in Physical Therapy at LSU.

Personal: Was a Parade All-America selection at Washington-Marion High School in Lake Charles, Louisiana ... Recorded 27 receptions for 497 yards in six games as a senior and hauled in 59 passes for 1,205 yards with 23 TDs as a junior ... Was the first player in school history to have his number retired ... Also a standout performer in track ... Has partnered with the NFL's "Play it Smart" program, serving as a mentor to the Central High School football and track teams ... Hosts an annual golf tournament in his hometown of Lake Charles, Louisiana to establish a scholarship fund to benefit students from area high schools ... Is establishing a foundation in 2003 entitled "Quick Start - The Eddie Kennison Foundation" ... Full name: Eddie Joseph Kennison III ... Married, wife Shimika with sons Karrington (4) and Jisiah (1) ... The Kennisons reside in Overland Park, Kansas.



KENNISON'S NFL STATISTICS



Year	Team	RECEIVING						RUSHING				
		G-S	No.	Yds.	Avg.	LG	TD	No.	Yds.	Avg.	LG	TD
1996	St. Louis	15-14	54	924	17.1	77	9	0	0	0.0	--	0
1997	St. Louis	14-9	25	404	16.2	76	0	3	13	4.3	6	0
1998	St. Louis	16-13	17	234	13.8	45	1	2	9	4.5	9	0
1999	New Orleans	16-16	61	835	13.7	90	4	3	20	6.7	15	0
2000	Chicago	16-10	55	549	10.0	26	2	3	72	24.0	52	0
2001	Denver	8-6	15	169	11.3	36	1	3	9	3.0	10	0
	Kansas City	5-1	16	322	20.1	48	0	2	13	6.5	14	0
2002	Kansas City	16-14	53	906	17.1	64	2	7	58	8.3	31	0
Totals		106-83	296	4,343	14.7	90	19	23	194	8.4	52	0

Year	Team	PUNT RETURNS						KICKOFF RETURNS				
		No.	FC	Yds.	Avg.	LG	TD	No.	Yds.	Avg.	LG	TD
1996	St. Louis	29	16	423	14.6	78	2	23	454	19.7	44	0
1997	St. Louis	34	20	247	7.3	43	0	1	14	14.0	14	0
1998	St. Louis	40	25	415	10.4	71	1	0	0	0.0	--	0
1999	New Orleans	35	23	258	7.4	18	0	0	0	0.0	--	0
2000	Chicago	0	0	0	0.0	--	0	0	0	0.0	--	0
2001	Denver	0	0	0	0.0	--	0	0	0	0.0	--	0
	Kansas City	0	0	0	0.0	--	0	0	0	0.0	--	0
2002	Kansas City	0	0	0	0.0	--	0	0	0	0.0	--	0
Totals		138	84	1,343	9.7	78	3	24	468	19.5	44	0

SINGLE GAME CAREER HIGHS

Receptions: 8, four times, last vs.

San Francisco (11/10/02)

Receiving Yards: 226 at Atlanta (12/15/96)

Long Reception: 90 vs. Atlanta (10/10/98)

Receiving TDs: 3 at Atlanta (12/15/96)

Rushing Attempts: 2 vs. San Diego (12/22/02)

Rushing Yards: 52 at Green Bay (10/1/00)

Punt Returns: 5 vs. Cleveland (10/31/99)

Punt Return Yards: 128 at Arizona (9/29/96)

Long Punt Return: 78 vs. Atlanta (11/10/96)

Kickoff Returns: 3, three times, last at Carolina

(10/13/96)

Kickoff Return Yards: 65 at Carolina (10/13/96)

Long Kickoff Return: 44 at Arizona (11/10/96)

STREAKS & MILESTONES: Played in his 100th NFL game vs. Buffalo (11/17/02). Needs four more catches to register his 300th NFL reception.

KENNISON'S GAME-BY-GAME STATISTICS

Receiving 1996 - St. Louis Rams						
Date	Opponent	No.	Yds.	Avg.	LG TD	
*9/1	Cincinnati	4	70	17.5	32 0	
*9/8	@ San Francisco	0	0	0.0	-- 0	
*9/22	Washington	1	12	12.0	12 0	
*9/29	@ Arizona	1	34	34.0	34 1	
*10/6	San Francisco	4	54	13.5	17 0	
10/13	@ Carolina	8	93	11.6	20 1	
*10/20	Jacksonville	2	71	35.5	42 0	
*10/27	@ Baltimore	4	49	12.3	15 0	
*11/3	@ Pittsburgh	6	67	11.2	29 0	
*11/10	Atlanta	4	53	13.3	19 1	
*11/17	Carolina	1	12	12.0	12 0	
11/24	Green Bay	<i>Inactive/Hamstring</i>				
*12/1	@ New Orleans	2	39	19.5	20 0	
*12/8	@ Chicago	8	102	12.8	19 1	
*12/15	@ Atlanta	5	226	45.2	77 3	
*12/21	New Orleans	4	32	8.0	15 1	

Receiving 1997 - St. Louis Rams						
Date	Opponent	No.	Yds.	Avg.	LG TD	
*8/31	New Orleans	4	80	20.0	41 0	
*9/7	San Francisco	1	11	11.0	11 0	
*9/14	@ Denver	2	26	13.0	14 0	
*9/21	N.Y. Giants	3	28	9.3	12 0	
*9/28	@ Oakland	0	0	0.0	-- 0	
10/12	@ San Francisco	0	0	0.0	-- 0	
10/19	Seattle	<i>Inactive/Groin</i>				
10/26	Kansas City	<i>Inactive/Groin</i>				
11/2	@ Atlanta	1	10	10.0	10 0	
11/9	@ Green Bay	1	17	17.0	17 0	
*11/16	Atlanta	3	97	32.3	76 0	
11/23	Carolina	4	62	15.5	37 0	
*11/30	@ Washington	1	35	35.0	35 0	
*12/7	@ New Orleans	3	27	9.0	14 0	
12/14	Chicago	1	8	8.0	8 0	
*12/20	@ Carolina	1	3	3.0	3 0	

VETERANS

Receiving

1998 - St. Louis Rams

Date	Opponent	No.	Yds.	Avg.	LG	TD
*9/6	New Orleans	2	27	13.5	15	1
*9/13	Minnesota	1	9	9.0	9	0
*9/20	@ Buffalo	1	45	45.0	45	0
*9/27	Arizona	2	17	8.5	11	0
*10/11	N.Y. Jets	2	15	7.5	8	0
*10/18	@ Miami	0	0	0.0	--	0
*10/25	San Francisco	0	0	0.0	--	0
*11/1	@ Atlanta	1	12	12.0	12	0
*11/8	@ Chicago	3	23	7.7	12	0
*11/15	@ New Orleans	1	15	15.0	15	0
11/22	Carolina	2	23	11.5	12	0
*11/29	Atlanta	0	0	0.0	--	0
*12/3	@ Philadelphia	0	0	0.0	--	0
*12/13	New England	0	0	0.0	--	0
12/20	@ Carolina	0	0	0.0	--	0
12/27	@ San Francisco	2	48	24.0	42	0

Receiving

1999 - New Orleans Saints

Date	Opponent	No.	Yds.	Avg.	LG	TD
*9/12	Carolina	2	11	5.5	6	0
*9/19	@ San Francisco	5	46	9.2	21	1
*10/3	@ Chicago	4	55	13.8	22	0
*10/10	Atlanta	4	138	34.5	90	1
*10/17	Tennessee	7	94	13.4	19	0
*10/24	@ N.Y. Giants	5	62	12.4	25	0
*10/31	Cleveland	2	27	13.5	17	0
*11/7	Tampa Bay	2	42	21.0	30	0
*11/14	San Francisco	3	41	13.7	20	0
*11/21	@ Jacksonville	2	38	19.0	23	0
*11/28	@ St. Louis	5	33	6.6	11	0
*12/5	@ Atlanta	4	23	5.8	8	0
*12/12	St. Louis	2	19	9.5	14	0
*12/19	@ Baltimore	5	67	13.4	32	0
*12/24	Dallas	3	95	31.7	51	1
*1/2	@ Carolina	6	44	7.3	12	1

Receiving

2000 - Chicago Bears

Date	Opponent	No.	Yds.	Avg.	LG	TD
9/3	@ Minnesota	2	16	8.0	9	0
9/10	@ Tampa Bay	1	5	5.0	5	0
9/17	N.Y. Giants	1	2	2.0	2	1
9/24	Detroit	5	35	7.0	12	0
10/1	@ Green Bay	1	21	21.0	21	0
*10/8	New Orleans	8	89	11.1	21	0
*10/15	Minnesota	1	4	4.0	4	0
*10/22	@ Philadelphia	5	62	12.4	24	0
11/5	Indianapolis	5	37	7.4	9	0

*11/12	@ Buffalo	6	55	9.2	26	0
*11/19	Tampa Bay	4	54	13.5	22	0
*11/26	@ N.Y. Jets	1	7	7.0	7	0
*12/3	Green Bay	3	22	7.3	13	0
*12/10	New England	8	100	12.5	20	1
*12/17	@ San Francisco	1	10	10.0	10	0
*12/24	@ Detroit	3	30	10.0	18	0

Receiving

2001 - Denver Broncos

Date	Opponent	No.	Yds.	Avg.	LG	TD
9/10	N.Y. Giants	1	36	36.0	36	0
*9/23	@ Arizona	2	12	6.0	8	0
9/30	Baltimore	1	1	1.0	1	0
*10/7	Kansas City	0	0	0.0	--	0
*10/14	@ Seattle	6	84	14.0	25	1
*10/21	@ San Diego	4	27	6.8	9	0
*10/28	New England	0	0	0.0	--	0
*11/5	@ Oakland	1	9	9.0	9	0
11/11	San Diego					Inactive

Receiving

2001 - Kansas City Chiefs

Date	Opponent	No.	Yds.	Avg.	LG	TD
12/9	@ Oakland	1	7	7.0	7	0
12/16	Denver	3	62	20.7	42	0
12/23	San Diego	3	58	19.3	48	0
12/30	@ Jacksonville	6	121	20.2	50	0
*1/6	@ Seattle	3	74	24.7	65	0

Receiving

2002 - Kansas City Chiefs

Date	Opponent	No.	Yds.	Avg.	LG	TD
*9/8	@ Cleveland	4	120	30.0	64	0
9/15	Jacksonville	2	30	15.0	17	0
9/22	@ New England	4	41	10.3	15t	2
*9/29	Miami	2	57	28.5	46	0
*10/6	@ N.Y. Jets	2	45	22.5	25	0
*10/13	@ San Diego	1	21	21.0	21	0
*10/20	Denver	4	37	9.3	19	0
*10/27	Oakland	3	32	10.7	18	0
*11/10	@ San Francisco	8	134	16.8	23	0
*11/17	Buffalo	3	93	31.0	44	0
*11/24	@ Seattle	4	54	13.5	23	0
*12/1	Arizona	4	54	13.5	23	0
*12/8	St. Louis	1	29	29.0	29	0
*12/15	@ Denver	4	69	17.3	23	0
*12/22	San Diego	5	70	14.0	22	0
*12/28	@ Oakland	2	20	10.0	13	0

* Indicates Games Started

VETERANS



HALL OF FAME 40TH ANNIVERSARY

For 40 years, the Pro Football Hall of Fame has celebrated the accomplishments of pro football's greatest players, coaches and contributors. The "best of the best" are heading to Canton for a grand reunion to help celebrate the museum's 40th anniversary in 2003. Every member of the Hall of Fame has been invited back to Canton for the 2003 Enshrinement Weekend as guests of the Hall of Fame and the National Football League. The Hall expects as many as 120 of the 144 living member of the HOF to attend the gala celebration. In 2000, the Hall's first reunion drew a total of 106 of the then-135 living members, the largest gathering of Hall of Fame members from any one sport every assembled for a single event.

74

Michael LANDRY

Defensive End • 6-3 • 267



Born: December 12, 1978
Donaldsonville, Louisiana

Southern
Free Agent (2003)
NFL: 1 (1st with Chiefs)
GP/GS: (0/0) Playoffs: (0/0)

Pro Career: A pass-rushing defensive end who makes his second trip to River Falls with the Chiefs in 2003 ... Enjoyed a one-week stint on Kansas City's practice squad to close the 2002 campaign ... A former college linebacker who gained game experience with the Scottish Claymores of NFL Europe this spring ... Was added to the Chiefs practice squad on December 27th of 2002 where he spent the final week of the regular season ... Attended training camp with the club a year ago, but was released on August 26th ... Originally entered the NFL as a rookie free agent with Kansas City in 2002.

EXTRA POINTS
Landry majored in Criminology at Southern University.

NFL Europe (2003): Appeared in 10 games (nine starts) for the Scottish Claymores ... Was an All-NFLEL selection after tying for fourth in the league with 6.5 sacks ... Added 31 tackles (24 solo) and three passes defended.

College: A pass rushing defensive end who also worked as an outside linebacker at Southern ... Played in 25 games (23 starts), totaling 103 tackles (50 solo), 9.0 sacks (-84.0 yards), two fumble recoveries, a forced fumble, 28.0 tackles for loss, four passes defended and 23 QB pressures ... Played in 10 games as a senior, producing 45 tackles (15 solo) and ranked third on the squad with 5.0 sacks (-44.0 yards) ... Also contributed 14.0 tackles for loss and two passes defended ... Played in nine games his junior season ... Started four games at LB as a sophomore, registering seven tackles (two solo) ... Did not play football as a freshman ... Majored in Criminology at Southern.

Personal: Prepped at Donaldsonville High School in Donaldsonville, Louisiana ... Full name: Michael Paul Landry ... Single ... Resides in Baton Rouge, Louisiana.

61

Shawn LYNCH

Center • 6-4 • 294



Born: July 25, 1979
West Palm Beach, Florida

Duke
Free Agent (2003)
NFL: 1 (1st with Chiefs)
GP/GS: (0/0) Playoffs: (0/0)

Pro Career: Center prospect making his second trip to River Falls with the Chiefs in 2003 ... Rejoined Kansas City on January 29th of 2003 after signing with the club as a rookie free agent last season ... Showed promise in camp last season with the Chiefs, but was released on September 1st ... Gained valuable experience and continued to hone his technique with the Barcelona Dragons of NFL Europe this spring ... Owns collegiate starting experience at both center and guard, but is expected to compete for a reserve role at center for Kansas City ... Originally entered the NFL as a rookie free agent with the Chiefs in 2002.

EXTRA POINTS
Lynch prepped at Wellington High School in West Palm Beach, FL where he was a teammate of CB Julian Battle.

NFL Europe (2003): Started all 10 games for the Barcelona Dragons.

College: Earned starting nods at both guard and center at Duke, playing in 42 games (31 starts) ... Named the club's Most Outstanding Offensive Lineman after starting 11 games as a senior ... Graduated from Duke with a major in Economics.

Personal: A four-year starter and an all-area selection at Wellington High School in West Palm Beach, Florida ... Also qualified for the state finals in weightlifting ... Full name: Shawn Michael Lynch ... Single ... Resides in West Palm Beach, Florida.

VETERANS

57

Mike MASLOWSKI

Linebacker • 6-1 • 243



Born: July 11, 1974
Thorp, Wisconsin

Wisconsin - La Crosse
NFL: 5 (5th with Chiefs)
Free Agent (1999)
GP/GS: (55/21) **Playoffs:** (0/0)

EXTRA POINTS

Maslowski produced 162 tackles in 2002, breaking the Chiefs single-season record established by Chiefs Hall of Fame LB Gary Spani in '79.

Pro Career: Hard-hitting and hard-working Wisconsinite entering his fifth NFL campaign with the Chiefs in 2003 ... Simply makes plays for the club, no matter where he lines up ... Tenacious performer with tremendous natural instincts for the game who is seemingly always showing up around the ball ... Shattered LB Gary Spani's franchise single-season tackle record which had stood since '79, racking up a remarkable 162 stops in 2002 ... Set that mark at the club's right outside linebacker post, after getting his first start with the squad as a left outside linebacker in 2000 ... Heading into this season, is expected to make the move back to his more natural middle linebacker spot, a position where he excelled in both NFL Europe and in the collegiate ranks ... Was waging a battle with Marcus Patton for the starting job at that MLB post before suffering a left knee injury in the third preseason game of 2001 ... Came back with a vengeance in 2002 and should continue to make plays aplenty, this time from the MLB post in 2003 ... Has earned the respect of his peers and Kansas City's hardhat-and-lunchpail crowd with his "throwback" approach to the game ... Started all 16 games a year ago and has firmly entrenched himself in the club's lineup ... Completed an arduous journey to the National Football League in '99 after playing in NFL Europe that spring and competing in the Arena Football League in '98 ... Initially entered the pro ranks as a rookie free agent with the San Diego Chargers in '97, but was cut before the start of the regular season ... Broke into the Chiefs starting lineup at the left outside "base" linebacker post late in the 2000 campaign ... Started five of the club's final six games of the year at that position, posting double-digit tackles in three of those contests ... Was a member of *USA Today's* All-Joe Team in 2000, a squad which annually recognizes the league's top blue-collar performers ... Was also selected to *Dr. Z's Sports Illustrated* All-Pro team in 2000 for his special teams efforts ... Part of a growing list of current NFL players who honed their skills in NFL Europe, including the likes of two-time NFL MVP, Kurt Warner of the St. Louis Rams and Chiefs WR Dante Hall, who earned a Pro Bowl berth as a kick returner last season ... After establishing himself as one of the league's most competitive special teams performers in '99, built on that reputation by upping his tackle count in the kicking game in 2000 and earning the starting spot on defense by season's end ... Despite taking on an increased role on defense in 2000, still led the squad with 25 special teams stops, making him the only KC player with 20 or more such tackles ... In four seasons with the Chiefs, has played in 55 games with 21 starts ... Owns 232 tackles (164 solo), 4.0 sacks (-7.0 yards), two fumble recoveries, two forced fumbles, 12 passes defended and nine QB pressures ... Also racked up 60 special teams stops during his initial three campaigns with the club ... Displayed an amazing feat of durability and desire in '99, playing in a total of 30 pro games, seeing action in 11 contests with the Barcelona Dragons to go with 19 preseason and regular season outings in Kansas City ... Honed his special teams skills at the hand of ace special teamer LB Greg Manusky and finished second on the squad with 23 special teams tackles in '99, the most by a Kansas City rookie since '94 ... Was a landslide winner of the club's prestigious Mack Lee Hill Award in '99, presented annually to the Chiefs top first-year performer ... Has the ability to long snap, which originally was one of the reasons Kansas City signed him ... Was inked by the Chiefs after earning Team Ironman honors as a linebacker, fullback and special teams performer for the Arena League's San Jose Sabercats in '98 ... Terrorized NFL Europe in the spring of '99 by setting a league single-season record with 105 tackles ... Hails from tiny Thorp, Wisconsin (pop. 1,657), located approximately 90 miles east of the Chiefs summer home in River Falls ... Played for NCAA Division III football powerhouse Wisconsin - La Crosse which has produced several other NFL performers including former Pro Bowl G Tom Newberry of the L.A. Rams ('84-96) and current Detroit Lions WR Bill Schroeder ... Played in the same collegiate league as UW-River Falls and has seen game action on Ramer Field where the Chiefs conduct training camp ... Originally began his pro tenure as a rookie free agent with San Diego in '97.

Kansas City (1999-02): Has seen action in 55 games with 21 starts ... Owns 232 tackles (164 solo), two fumble recoveries, two forced fumbles, 4.0 sacks (-6.0 yards) and three INTs for 28 yards ... Has also accumulated 12 passes defended, nine QB pressures and 60 special teams tackles.

2002: Started all 16 games at ROLB ... Totaled a team-record and career-best 162 tackles (109 solo) with five coming behind the line of scrimmage ... Also added a sack (-1.0 yard), three INTs (28 yards), five QB pressures, a fumble recovery and a forced fumble ... Tied for second on the team with eight passes defended ... Had eight double-digit tackle performances ... Started at ROLB for the first time in his career at Cleveland (9/8) ... Tallied 13 tackles vs. Jacksonville (9/15) ... Recorded a team-high 12 tackles, two QB pressures and his first career INT (25 yards) off Tom Brady at New England (9/22) ... Totaled 11 tackles and a pass defended vs. Denver (10/20) ... Collected seven tackles, one pass defended in addition to forcing and recovering a WR Jerry Rice fumble that set up a TD in the fourth quarter to earn AFC Defensive Player of the Week honors vs. Oakland (10/27) ... Produced a career-high 16 tackles (seven solo) at San Francisco (11/10) ... Amassed 13 tackles and two passes defended vs. Buffalo (11/17) ... Recorded an INT (0 yards) off Jake Plummer vs. Arizona (12/1) ... Registered a team-high 14 tackles, as well as a sack (-1.0 yard) and an INT (0 yards) of Brian Griese at Denver (12/15) ... Collected 10 tackles vs. San Diego (12/22) ... Tallied 10 tackles at Oakland (12/28) to record his 162nd tackle of the season, bypassing Gary Spani (157 in '79) for the Chiefs single-season record.

2001: Played in eight games at LB and on special teams ... Missed eight contests due to a pair of separate left knee injuries ... Recorded 10 tackles (eight solo), two tackles for loss, a pass defended, a sack (-1.0 yard) and 12 special teams stops ... Was inactive for the first five games of the season due to a left knee injury suffered in the preseason at Jacksonville (8/23) ... Made two tackles and a stop on special teams in his first regular season action at Arizona (10/21) ... Registered a sack (-1.0 yard) of Peyton Manning and made two special teams stops vs. Indianapolis (10/25) ... Recorded three tackles and three special teams tackles at San Diego (11/4) ... Collected two tackles and three special teams stops at the N.Y. Jets (11/11) ... Recorded a tackle on the kickoff coverage team and saw action at LB in nickel formations at Oakland (12/9) ... Registered a special teams stop and saw action at LB in nickel formations vs. Denver (12/16) before injuring his left knee in the fourth quarter ... Was placed on injured reserve on December 23rd.

2000: Saw duty in all 16 games on special teams and took defensive snaps in 14 games, starting five of those contests ... Captained the club's special teams unit ... Selected to Dr. Z's *Sports Illustrated* All-Pro team (special teams) and *USA Today's* All-Joe team ... Finished the year with 59 tackles (46 solo), 2.0 sacks (-5.0 yards), one fumble recovery, a forced fumble, four QB pressures and three passes defended ... Led the club with 25 special teams tackles ... Had three games with double-digit tackles ... Tied a career-high with four special teams tackles vs. Indianapolis (9/3) ... Had three special teams stops vs. Seattle (10/2) ... Replaced an injured Lew Bush vs. Oakland (10/15), recording one tackle ... Tied a career-high with four special teams stops at Seattle (10/29) ... Went into the lineup at LOLB on the club's second defensive series at San Francisco (11/12), compiling 12 tackles and a personal-best three QB pressures ... Made his first career start at LOLB vs. Buffalo (11/19), getting a sack (-1.0 yard) of Rob Johnson ... Posted four solo tackles, a fumble recovery, a sack (-4.0 yards) of Ryan Leaf and one pass defended in a start at San Diego (11/26) ... Contributed 10 tackles, a forced fumble and three special teams tackles in a start at New England (12/4) ... Saw reserve action at LOLB when the club opened in the nickel vs. Carolina (12/10), registering 12 tackles ... Started at LOLB vs. Denver (12/17), producing eight tackles and a QB pressure ... Started at Atlanta (12/24), getting seven tackles.

1999: Earned the club's prestigious Mack Lee Hill Award as Kansas City's top first-year performer ... Saw duty in 15 games on special teams, ranking second on the squad with 23 tackles, the most by a first-year Chief since Monty Grow had 23 in '94 ... Served as a linebacker in goal line and short yardage situations in five games, posting one solo tackle on defense ... Also saw punt snapping duty in one game ... Saw action in his first NFL contest on special teams and at LB at Chicago (9/12) ... Registered a tackle on defense and two special teams stops vs. Denver (9/19) ... Tallied a career-high four special teams tackles vs. Detroit (9/26) ... Captained the special teams vs. New England (10/10), at Baltimore (10/21), and vs. San Diego (10/31) ... Left the game vs. Seattle (11/21) due to a mild head trauma suffered on the opening kickoff, but returned to action ... Was inactive at Oakland (11/28) ... Tallied two special teams tackles at Denver (12/5) and handled the club's punt snapping duties in the second half, replacing an injured G Ralph Tamm ... Had a pair of special teams stops vs. Pittsburgh (12/18) and at Seattle (12/26).

NFL Europe (1999): Was the most dominating defensive performer in NFL Europe with Barcelona in '99 ... Helped lead Barcelona to the World Bowl vs. Frankfurt ... Led the league with 105 tackles and four INTs ... Those 105 tackles broke the previous NFL Europe single-season mark of 95 set by the Rhein Fire's Anthony Fieldings in '95 ... Earned NFL Europe Defensive Player of the Week honors after becoming the first LB in league history to record three INTs in a single game vs. Amsterdam (4/17), including one which he returned for a 30-yard TD ... Received Defensive Player of the Week honors at the Scottish Claymores (5/9) with 16 tackles, a pass defended and a pair of special teams stops ... Posted eight tackles in a 38-24 World Bowl setback vs. Frankfurt (6/20).

Arena Football League (1998): Served as a FB, LB and special teams performer for the San Jose Sabercats, helping lead the club to the playoffs ... Was a team captain and earned Team Ironman honors ... Played in 12 of the club's 15 regular season contests, leading the squad in rushing with 33 carries for 149 yards (4.5 avg.) with seven TDs ... Also caught 10 passes for 86 yards ... Ranked fifth on the team with 28 tackles (14 solo), adding two passes defended and a forced fumble.

College: Concluded an outstanding four-year career at UW-La Crosse by earning Division III All-America honors as a senior in '96 ... Helped lead the club to the NCAA semi-finals before losing to eventual national champion Mt. Union his final season ... Also voted to the prestigious American Football Coaches All-America squad which includes both Division II and III players ... Named the Wisconsin State University Conference's (WSUC) Most Valuable Player, the first defensive player to win that honor in over a decade ... Captained the Eagles squad as a senior, as well ... Became the only player in school history to earn UW-La Crosse's Top Rock Award three times, an honor bestowed annually to the club's Most Valuable Defensive Player ... Finished his career with 279 tackles (21.0 for loss), 5.5 sacks and 10 interceptions ... Had seven pickoffs, 86 tackles and a sack as a senior ... Part of UW-La Crosse's '95 National Championship squad as a junior when he produced a career-high 108 tackles, 1.5 sacks and an INT ... Got 68 stops, 3.0 sacks and two INTs as a sophomore after recording 17 tackles his freshman campaign ... Turned down a host of Division II scholarship offers to play at UW-La Crosse, where the Eagles compiled a 45-5 record during his four seasons ... Majored in Physical Education and Coaching at UW-La Crosse.

Personal: Prepped at Thorp High School in Thorp, Wisconsin, where he played QB, RB and LB, in addition to handling the club's punting and kicking duties ... Had 128 tackles and 13 INTs as a senior linebacker when he earned all-state honors ... Also completed 113 of 260 passes for 1,991 yards and 25 TDs during his prep career to go along with 119 rushes for 363 yards and 12 TDs ... Worked as a coaching intern at NFL Europe's training camp in Tampa in 2003 and served as an intern coach at Kansas City's Washington High School in the 2000 off-season ... Formed "Maz's Mentors Foundation" in 2001 which benefits the Kansas City Foundation For Citizens with Mental Retardation. The foundation's goal is to enable as many mentally-challenged adults as possible to live and work independently ... Sponsored the Job Club in 2002, which prepares mentally-challenged students and adults for employment ... Provides 10 season tickets for the Blue Valley Access program which serves young adults who are mentally challenged ... Serves on Board of Directors for Greater Kansas City Foundation for Citizens with Retardation ... Full name: Michael John Maslowski ... Married, wife Heidi ... The couple resides in Leawood, Kansas.

VETERANS

MASLOWSKI'S NFL STATISTICS

Year	Team	TACKLES			FUMBLES		SACKS	INTS	SP. TEAM	
		G-S	Solos	Asst.	Total	For.	Rec.	No./Yds.	No./Yds.	Tackles
1999	Kansas City	15-0	1	0	1	0	0	0.0/0.0	0/0	23
2000	Kansas City	16-5	46	13	59	1	1	2.0/5.0	0/0	25
2001	Kansas City	8-0	8	2	10	0	0	1.0/1.0	0/0	12
2002	Kansas City	16-16	109	53	162	1	1	1.0/1.0	3/28	0
Totals		55-21	164	68	232	2	2	4.0/7.0	3/28	60

Additional Stats: Has 12 passes defended – three in 2000, one in 2001 and eight in 2002. Has nine QB pressures – four in 2000 and five in 2002.

SINGLE GAME CAREER HIGHS

Tackles: 16 at San Francisco (11/10/02)
Sacks: 1.0, four times, last at Denver (12/15/02)
Interceptions: 1, three times, last at Denver (12/15/02)
Fumble Recoveries: 1, two times, last vs. Oakland (10/27/02)
Forced Fumbles: 1, two times, last vs. Oakland (10/27/02)
QB Pressures: 3 at San Francisco (11/10/02)
Sp. Teams Tackles: 4 vs. Detroit (9/26/99) vs. Indianapolis (9/3/00) at Seattle (10/29/00)

**CHIEFS RECORD BOOK
MOST TACKLES
SEASON**

1. 162 Mike Maslowski 2002
2. 157 Gary Spani 1979
3. 153 Gary Spani 1981
4. 151 Deron Cherry 1981
Donnie Edwards 1998, 2000

**AFC WEST
DIVISION PLAY
1990-02**

Team	Record	Pct.
1. Kansas City	66-36	.647
2. Denver	60-42	.588
3. Oakland	53-49	.520
4. San Diego	34-68	.333

22

Dexter McCleon

Cornerback • 5-10 • 195



Born: October 9, 1973
Meridian, Mississippi

Clemson
Free Agent (2003)
NFL: 7 (1st with Chiefs)
GP/GS: (91/58) Playoffs: (7/7)

Pro Career: Seventh-year coverman signed as a free agent with Kansas City on March 5th of 2003 ... Provides experience and versatility to the Chiefs defensive backfield ... Has worked primarily at corner during his NFL career, but also owns four career starts at free safety ... Owns excellent coverage skills and is a sure tackler in the secondary ... Expected to serve as the club's nickel cornerback, but is more than capable of performing in a starting role if called upon ... Should provide an exemplary example to the rest of Kansas City's corners in practice and on gameday ... Came to the Chiefs after a six-year run in St. Louis ('97-02), where he accumulated a wealth of postseason experience and won a Super Bowl XXXIV ring working under then-Rams head coach Dick Vermeil ... Is also reunited in Kansas City with Peter Giunta who served as the Rams defensive coordinator for that Super Bowl squad and currently works as the Chiefs defensive backs coach ... Owns 91 games (58 starts) of regular season experience, recording 259 tackles (208 solo), 4.5 sacks (-44.5 yards), 20 interceptions (140 yards), 67 passes defended, three fumble recoveries, one forced fumble and 10 special teams stops ... Also scored a touchdown off of a lateral from fellow CB Dre' Bly on a fumble return ... Opened seven playoff games for the Rams, including starts in Super Bowl XXXIV and XXXVI ... Has 32 tackles (26 solo), two interceptions (16 yards) and eight passes defended in the postseason ... Originally entered the NFL as a second-round selection (40th overall) of St. Louis in '97 on a pick that was acquired from Chicago.

EXTRA POINTS

McCleon started in two Super Bowls with St. Louis and earned a ring from Super Bowl XXXIV when Dick Vermeil was the Rams head coach.

St. Louis (1997-02): Participated in 91 games (58 starts) during his six-year stay in St. Louis ... Amassed 259 tackles (208 solo), 4.5 sacks (-44.5 solo), 20 interceptions (140 yards), 67 passes defended, three fumble recoveries and one forced fumble ... Scored a 29-yard touchdown off a lateral on a fumble return ... Added 10 stops on special teams ... Also owns seven starting assignments in the postseason including a pair of starts in the Super Bowl ... Recorded 32 tackles (26 solo), two interceptions and eight passes defended.

2002: Played in 13 games (four starts), recording 22 tackles (15 solo), one interception for no yards, three passes defended, one fumble recovery and one stop on special teams ... Was inactive vs. Dallas (9/29), at San Francisco (10/6) and vs. Oakland (10/13) with a hamstring injury ... Totaled three tackles at Arizona (11/3) ... Intercepted a Drew Brees pass in the end zone with 11 seconds remaining to seal a victory vs. San Diego (11/10) ... Started at CB at Washington (11/24), recording two tackles and a special teams stop ... Amassed three tackles in a starting role at Kansas City (12/8) ... Collected four tackles vs. Arizona (12/15) ... Started at free safety at Seattle (12/22), notching four tackles.

2001: Started all 16 games for the second consecutive season ... Opened 13 contests at right cornerback and three games at free safety ... Recorded a career-high 78 tackles (56 solo), 15 passes defended, four interceptions (66 yards) and one fumble recovery ... Had a season-high nine tackles at Philadelphia (9/9) and vs. San Francisco (9/23) ... Totaled four tackles and added an interception off Charlie Batch at Detroit (10/8) ... Registered three tackles and intercepted a Kerry Collins pass for a 23-yard return vs. the N.Y. Giants (10/14) ... Produced seven tackles and a pass defended vs. Carolina (11/11) ... Amassed six tackles, an INT against Tom Brady and a season-high four passes defended at New England (11/18) ... Tallied eight tackles in his first career start at free safety at Atlanta (12/2) ... Collected four solo tackles, one pass defended and accepted a lateral from CB Dre' Bly on a fumble return following a botched field goal attempt, going 29 yards for his first NFL touchdown at Carolina (12/23) ... Recorded a sack of Michael Vick, while registering a career-long 43-yard INT return off Vick vs. Atlanta (1/6/02) ... Started all three playoff games, recording 12 tackles (nine solo), an interception and one pass defended ... Had three tackles, an INT of Brett Favre and one pass defended in an NFC Divisional Playoff Game vs. Green Bay (1/20/02) ... Tied a postseason career high with seven tackles in the NFC Championship Game vs. Philadelphia (1/27/02) ... Recorded two tackles in Super Bowl XXXVI vs. New England (2/3/02).

2000: Opened all 16 games at cornerback for the first time in his career ... Produced 61 tackles (52 solo) and one QB pressure ... Established career highs with 21 passes defended, 2.0 sacks (-28.0

VETERANS

yards) and one fumble recovery . . . His career-high eight interceptions (28 yards) ranked second in the NFL . . . Had a season-high six tackles vs. Denver (9/4) . . . Registered three tackles and intercepted a Jeff Garcia pass vs. San Francisco (9/17) . . . Recorded five tackles, an interception off Chris Chandler and two passes defended at Atlanta (9/24) and also picked off Chandler vs. Atlanta (10/15) . . . Tied a season high with six tackles (five solo) at San Francisco (10/29) . . . Totaled five solo tackles, a sack (-13.0 yards), one interception off Steve Beuerlein and two passes defended vs. Carolina (11/5) . . . Intercepted a pass against Kerry Collins to go with three solo tackles, two passes defended, one QB pressure and his first NFL fumble recovery at the N.Y. Giants (11/12) . . . Produced three tackles, three passes defended and returned a Jeff George INT 23 yards vs. Washington (11/20) . . . Amassed two solo stops, two passes defended and a career-high two interceptions off Shaun King at Tampa Bay (12/18) . . . Had six tackles and one pass defended in the NFC Wild Card Game at New Orleans (12/30).

1999: Started 15 games at right cornerback . . . Registered 54 tackles (45 solo), 1.5 sacks (-6.5 yards), four interceptions (17 yards) and 17 passes defended . . . Was inactive vs. Baltimore (9/12) with a hamstring injury . . . Collected three tackles and an interception off Jeff Garcia at San Francisco (11/21) . . . Produced four tackles, an INT off Billy Joe Hobert and returned a lateral from LB Charlie Clemons for a 14-yard gain vs. New Orleans (11/28) . . . Posted three tackles and had an interception off Billy Joe Tolleriver at New Orleans (12/12) . . . Tallied a career-high 11 tackles (10 solo) vs. Chicago (12/26) . . . Intercepted a Donovan McNabb pass at Philadelphia (1/2/00) . . . Started three playoff games, recording 14 tackles (11 solo), one INT and six passes defended . . . Recorded five tackles and an interception off Jeff George in the NFC Divisional Playoff Game vs. Minnesota (1/16/00) . . . Tallied two tackles and a pass defended in an NFC Championship Game vs. Tampa Bay (1/23/00) . . . Had seven tackles (six solo) in Super Bowl XXXIV vs. Tennessee (1/30/00).

1998: Saw action in 15 games (five starts), amassing 29 tackles (28 solo), nine passes defended, two interceptions and seven special teams tackles . . . Received the Rams Defensive 12th Man Award from the coaches . . . Recorded eight tackles, one pass defended and intercepted a Rob Johnson pass at Buffalo (9/20) . . . Posted two tackles, two passes defended and an interception off Glenn Foley vs. the N.Y. Jets (10/11).

1997: Played in all 16 games (one start), seeing duty primarily on special teams . . . Produced 15 tackles (12 solo), a sack (-10.0 yards), two passes defended, an INT and two special teams tackles . . . Started his first NFL game vs. Seattle (10/19) . . . Intercepted his first NFL pass off Gus Frerotte at Washington (11/30).

College: A four-year letterman in football and two-year letterman in baseball at Clemson . . . Recorded 140 tackles and nine interceptions in his college career . . . Earned first-team All-Atlantic Coast Conference honors as a senior . . . Played quarterback, cornerback, free safety and was a return man as a freshman . . . Ranked in the top 15 in the nation with a 12.0-yard punt return average . . . Graduated with a degree in Management from Clemson.

Personal: A consensus All-America selection and *SuperPrep* Dixie Player of the Year at Meridian High School in Meridian, Mississippi . . . Passed for more than 1,200 yards and 10 touchdowns while rushing for over 500 yards and 12 TDs as a senior for the Wildcats . . . Was rated one of the nation's top three option QBs by the *Prep Football Report* . . . Hit .395 with 11 home runs and 56 RBI to earn all-state honors in baseball as a senior . . . Full name: Dexter Keith McCleon (pronounced muh-CLE-on) . . . Single . . . Resides in Kansas City, Missouri.



McCLEON'S NFL STATISTICS



Year	Team	G-S	INTERCEPTIONS				TACKLES			FUMBLES		PASSES		SACKS No./Yds
			No.	Yds.	LG	TD	Solos	Asst.	Total	Rec.	For.	Defensed		
1997	St. Louis	16-1	1	0	0	0	12	3	15	0	0	2	1.0/10.0	
1998	St. Louis	15-5	2	29	15	0	28	1	29	0	0	9	0.0/0.0	
1999	St. Louis	15-15	4	17	14	0	45	9	54	0	1	17	1.5/6.5	
2000	St. Louis	16-16	8	28	23	0	52	9	61	1	0	21	2.0/28.0	
2001	St. Louis	16-16	4	66	43	0	56	22	78	1	0	15	0.0/0.0	
2002	St. Louis	13-4	1	0	0	0	15	7	22	1	0	3	0.0/0.0	
Totals		91-58	20	140	43	0	208	51	259	3	1	67	4.5/44.5	

Additional Stats: Has 10 special teams tackles – two in '97, seven in '98 and one in 2002. Returned a lateral 29 yards for a touchdown on a fumble return at Carolina (12/23/01). Had one QB pressure in 2000.

**REGULAR SEASON
SINGLE GAME CAREER HIGHS**

Tackles: 11 vs. Chicago (12/26/99)

Sacks: 1.0, four times, last at N.Y. Giants (11/12/00)

Interceptions: 2 at Tampa Bay (12/18/00)

INT Return Yards: 43 vs. Atlanta (1/6/02)

Long INT Return: 43 vs. Atlanta (1/6/02)

Fumble Recoveries: 1, three times, last vs. San Francisco (12/30/02)

Forced Fumbles: 1 at Carolina (12/5/99)

POSTSEASON

Year	Team	G-S	INTERCEPTIONS				TACKLES			FUMBLES		PASSES	SACKS
			No.	Yds.	LG	TD	Solos	Asst.	Total	Rec.	For.	Defensed	No./Yds
1999	St. Louis	3-3	1	-4	-4	0	11	3	14	0	0	6	0.0/0.0
2000	St. Louis	1-1	0	0	--	0	6	0	6	0	0	1	0.0/0.0
2001	St. Louis	3-3	1	20	20	0	9	3	12	0	0	1	0.0/0.0
Totals		7-7	2	16	20	0	26	6	32	0	0	8	0.0/0.0

POSTSEASON

SINGLE GAME CAREER HIGHS

Tackles: 7 vs. Tennessee (1/30/00)

vs. Philadelphia (1/27/02)

Interceptions: 1 vs. Minnesota (1/16/00)

vs. Green Bay (1/20/02)

INT Return Yards: 20 vs. Green Bay (1/20/02)

Long INT Return: 20 vs. Green Bay (1/20/02)

81

Marvin

MINNIS

Wide Receiver • 6-1 • 172



Born: February 6, 1977
Miami, Florida

Florida State

Draft (No. 3b - 2001)

NFL: 3 (3rd with Chiefs)

GP/GS: (15/11) Playoffs: (0/0)

Pro Career: Talented third-year wide receiver who splashed onto the Kansas City scene and quickly became a fan favorite during his initial NFL season in 2001 ... Attempting to regain his rookie form in 2003 after a foot injury cost him the majority of his sophomore campaign ... Was poised to build on a solid rookie effort before suffering a broken fifth metatarsal in his right foot on May 3rd of 2002 during mini-camp ... Had a pin inserted in his foot two days after suffering the injury ... Missed all of training camp a year ago and was unable to resume practicing until November ... Saw duty in a pair of contests for the club in December, catching just one pass ... Is now completely healthy and expected to resume his battle for playing time in the Chiefs talented receiving corps ... A solid route-runner with excellent speed and ability to get out of the break ... Has continued to add bulk and muscle to his frame, which should add a more physical element to his game ... Known simply as "Snoop," that monicker quickly caught on among Chiefs followers in 2001 ... His 33 catches as a rookie tied as the fifth-highest total by a rookie WR or TE in club history ... Made his impact felt immediately when he started his first NFL game on Opening Day vs. Oakland (9/9/01). The Florida native's first NFL catch came on a dramatic diving 30-yard TD catch which tied the score 24-24 with 1:21 remaining in the fourth quarter, making him the first Chiefs rookie to score on Opening Day since WR Tamarick Vanover had a 99-yard kickoff return at Seattle (9/3/95). Also became the first Chiefs rookie to start on Opening Day at wide receiver since Henry Marshall vs. San Diego (9/12/76) ... Has appeared in 15 contests (11 starts) for the Red and Gold, catching 34 passes for 515 yards (15.1 avg.) with one TD ... Originally entered the NFL as the Chiefs second pick in the third round (77th overall) of the 2001 NFL Draft.

EXTRA POINTS

Minnis got the nickname "Snoop" as a toddler from his mother because he was constantly exploring his surroundings and "snooping around."

2002: Saw action in two games, recording one catch for four yards ... Was inactive for six contests ... Suffered a broken fifth metatarsal in his right foot during mini-camp on May 3rd and was placed on the Reserve/Physically-Unable-to-Perform list on September 1st ... Was activated from PUP on November 6th ... Was inactive at San Francisco (11/10), vs. Buffalo (11/17), at Seattle (11/24), vs. Arizona (12/1) and vs. St. Louis (12/8) ... Saw his first action of the season at Denver (12/15), catching one pass for four yards ... Saw action at WR vs. San Diego (12/22) ... Was inactive at Oakland (12/28).

2001: Played in 13 games (11 starts) at the "X" wide receiver post ... Was inactive for two games ... Recorded 33 receptions for 511 yards (15.5 avg.) with a TD ... Those 33 catches tied as the fifth-

VETERANS

highest total by a rookie WR or TE in Chiefs history ... Started his first career NFL game vs. Oakland (9/9) with his first catch coming on a diving 30-yard TD reception which sent the game into overtime ... Caught two passes for 48 yards vs. the N.Y. Giants (9/23), but left the game with a mild head trauma ... Was inactive at Washington (9/30) due to that injury ... Caught five passes for 56 yards at Denver (10/7) and had one catch for 14 yards in a starting role vs. Pittsburgh (10/14) ... Caught four passes for 54 yards in a reserve role at Arizona (10/21) ... Did not start, but produced four catches for 64 yards vs. Indianapolis (10/25) ... Caught two passes for 44 yards, including a 25-yard catch to begin the game-winning drive in a start at San Diego (11/4) ... Started at the N.Y. Jets (11/11) before leaving the game with a sprained left ankle ... Was inactive vs. Seattle (11/25) and did not play vs. Philadelphia (11/29) due to that ankle injury ... Returned to the starting lineup at Oakland (12/9) and opened the final five games of the year ... Caught four passes for a career-high 89 yards vs. Denver (12/16), including a career-long 56-yard reception in OT to set up the game-winning 32-yard FG ... Had a career-high six receptions for 80 yards vs. San Diego (12/23), including a key 21-yard third-down reception on the game-winning drive.

College: Played in 43 games (19 starts) at Florida State ... Caught 115 passes for 2,098 yards (18.2 average) with 17 TDs ... His 115 grabs ranked 12th on the school's career-record list while his 2,098 yards and 17 scores placed him ninth in FSU annals ... Became the sixth receiver in school history to gain over 1,000 yards receiving in a season ... Started all 11 games as a senior, leading the team with 63 receptions for 1,340 yards (21.3 avg.) and 11 scores ... His 63 catches ranked seventh on the school's single season-record list. Only Ron Sellers (1,496 in '68) gained more yards receiving in a Seminoles uniform in a single season ... Those 11 receiving scores ranked fourth on FSU's single-season receiving chart ... Averaged 111.7 receiving yards per game ... A first-team All-America selection by the Football Writers Association, American Football Coaches Association, *The NFL Draft Report* and *Football News* ... An All-Atlantic Coast Conference first-team pick ... Finalist for the Fred Biletnikoff Award, given annually to the nation's top receiver ... Closed his college career with a career-high 187 yards vs. Florida ... Majored in Criminology at Florida State.

Personal: An honorable mention All-America selection by *USA Today* at Northwestern High School in Miami, Florida ... Was the top-rated receiver in the Southeast according to *Blue Chip Illustrated* ... A second-team Class 6A All-Florida selection ... Recorded 109 yards on four receptions in the Class 6A state title game as a senior ... Had 35 catches for 855 yards and 10 TDs in his final season ... Was selected to play in the Florida-Georgia All-Star Game ... Full name: Marvin Dwayne Minnis ... Single, with a daughter, Tatyana (4) ... Resides in Independence, Missouri.

VETERANS



MINNIS' NFL STATISTICS



		RECEIVING					
Year	Team	G-S	No.	Yds.	Avg.	LG	TD
2001	Kansas City	13-11	33	511	15.5	56	1
2002	Kansas City	2-0	1	4	4.0	4	0
Totals		15-11	34	515	15.1	56	1

SINGLE GAME CAREER HIGHS

- Receptions:** 6 vs. San Diego (12/23/01)
- Receiving Yards:** 89 vs. Denver (12/16/01)
- Long Reception:** 56 vs. Denver (12/16/01)
- Touchdowns:** 1 vs. Oakland (9/9/01)

STREAKS & MILESTONES: With a 30-yard touchdown catch vs. Oakland (9/9/01), became the first Chiefs rookie to score on Opening Day since Tamarick Vanover had a 99-yard kickoff return at Seattle (9/3/95). Was the first Chiefs rookie to start at wide receiver on Opening Day since Henry Marshall vs. San Diego (9/12/76).

THREE-TIME AFL CHAMPIONS



Lamar Hunt and Hank Stram pose with the AFL Championship trophy which the franchise claimed a league-best three times during the decade of the '60s. The Dallas Texans claimed the franchise's first title with a double OT win vs. Houston in the '62 AFL Championship Game. The Chiefs then won the AFL crown in '66 to advance to Super Bowl I before taking the final AFL title in '69 en route to Super Bowl IV. During the AFL's 10-year existence, Stram guided the club to an AFL-best 87-48-5 (.639) regular season record.

84

Sylvester MORRIS

Wide Receiver • 6-3 • 212



Born: October 6, 1977
New Orleans, Louisiana

Jackson State
Draft (No. 1 - 2000)
NFL: 4 (4th with Chiefs)
GP/GS: (15/14) Playoffs: (0/0)

Pro Career: Talented young receiver still attempting to bounce back from a right knee injury which has cost him the past two campaigns ... Enters his fourth season with the Chiefs in 2003 after joining the club as a first-round draft choice in 2000 ... Suffered a right knee injury on the next-to-the-last workout of the club's off-season program on June 20th of 2001 ... Underwent a surgical procedure to repair an ACL tear on June 22nd of that year and was forced to spend the entire season on the Physically-Unable-to-Perform (PUP) list ... Went to training camp with the club in 2002, but was still suffering lingering effects of that injury and was placed on injured reserve on September 1st ... Enjoyed the most prolific receiving campaign of any rookie in Chiefs history in 2000, hauling in 48 passes to surpass the team's previous rookie standard established by E Chris Burford in the franchise's initial season of '60 ... Seattle's Darrell Jackson (53) and Cincinnati's Peter Warrick (51) were the only NFL rookies in 2000 to post more receptions, while only Jackson (713) had more receiving yards ... Finished his debut season with 48 catches for 678 yards (14.1 avg.) and three TDs ... Earned All-Rookie Team accolades from both *Pro Football Weekly* and *Football News* ...

EXTRA POINTS

Morris became the only rookie in Chiefs history to catch three TDs in a single game when he did it vs. San Diego (9/17/00).

Quickly made an impact upon his arrival in Kansas City in 2000, working his way into the club's starting lineup at the "X" receiver spot by the second week of the regular season ... An excellent leaper who seemingly gets stronger once he goes airborne ... Possesses a strong upper body which frequently allows him to go up and pluck the pigskin out of a crowd ... Often makes even the most difficult catches appear routine ... Displayed the ability to break out for a big game early in his career, getting 112 yards and three TDs in his first-ever start at Arrowhead vs. San Diego (9/17/00), becoming the first Chiefs rookie to ever haul in three touchdowns in a single game ... Had two of the club's team-record 14 individual 100-yard receiving efforts in 2000 ... Entered the NFL as Kansas City's first-round draft choice (21st overall) in the 2000 NFL Draft ... Became the first wide receiver tabbed by the Chiefs in the first round of the draft since the club took Anthony Hancock from Tennessee in '82 ... Was the first Jackson State product tabbed by the Chiefs in the draft since WR Tim Barnett in '91 ... Just one of seven players in Jackson State annals to be selected in the draft's opening round, joining CB Rashard Anderson who was taken just two picks later (23rd overall) by the Carolina Panthers ... Other Jackson State alums picked in the drafts opening round include: late Pro Football Hall of Famer RB Walter Payton (Chicago - '75), WR Jerome Barkum (N.Y. Jets - '72), DE Donald Reese (Miami - '74), LB Robert Brazile (Houston - '75) and G Lester Holmes (Philadelphia - '93) ... Joined fellow SWAC performer S Greg Wesley of Arkansas - Pine Bluff, who the Chiefs picked in the third round of the 2000 draft.

2002: Went to training camp with the club, but was placed on injured reserve on September 1st due to a knee injury suffered in the 2001 off-season.

2001: Suffered a right ACL injury on June 20th and had surgery two days later ... Was placed on PUP (Physically-Unable-to-Perform) on August 28th where he spent the entire season.

2000: Played in 15 games at wide receiver, starting 14 contests ... Produced a Chiefs rookie single-season record 48 catches for 678 yards (14.1 avg.) and three TDs ... Also completed one pass for 31 yards ... Ranked second among NFL rookies in receiving yards, was third in receptions and tied for third in TD catches ... Was the club's third WR vs. Indianapolis (9/3), catching three passes for a team-high 58 yards (19.3 avg.) in his NFL debut, including a long of 31 yards ... Made his first career start at WR at Tennessee (9/10), catching three passes for 44 yards, becoming the first rookie WR to start for Kansas City since Lake Dawson at Buffalo (10/31/94) ... Produced six catches for 112 yards (18.7 avg.) and three TDs (36, nine and 20 yards) vs. San Diego (9/17). His three TDs tied for the second-highest total in franchise history, were the most-ever by a Kansas City rookie and the most since Otis Taylor had three vs. the N.Y. Jets (11/16/69). Also became the first Chiefs rookie to tally a 100-yard receiving game since Dawson had 101 yards vs. Houston (12/18/94) ... Hauled in four passes for 64 yards vs. Oakland (10/15) ... Posted five receptions for 64 yards vs. St. Louis (10/22). Also completed a 31-yard pass to Derrick Alexander after accepting a lateral from QB Elvis Grbac ...

Was inactive due to a shoulder injury at Seattle (10/29) ... Tied a career high with six catches for 102 yards, including a career-long 47-yarder at Oakland (11/5) ... Talled four receptions for 38 yards vs. Carolina (12/10).

College: Saw action in 41 games (28 starts) during his tenure at Jackson State, collecting a school-record 175 passes for 3,188 yards (18.2 avg.) with 34 TDs ... His 175 catches surpassed the prior standard of 171 career receptions established by Willie Richardson ('59-62) ... His 3,188 receiving yards and 34 TDs ranked second in school history behind Richardson (3,616 yards and 36 TDs) ... Also registered seven carries for 133 yards and two TDs ... Started all 11 games as a senior in '99, finishing the year with 63 receptions for 1,139 yards (18.1 avg.) and 13 scores ... Was a first-team All-America selection of SportsPage.com and a first-team All-Southwestern Athletic Conference choice, as well ... Also carried the ball five times for 100 yards (20.0 avg) with a pair of scores ... Registered 200 yards and three TDs vs. Alcorn State, recording a career-long 95-yard TD in that contest ... Started all 11 games as a junior, leading the team with 62 receptions for a school-record 1,258 yards (20.3 avg.) and a team-record 17 TDs ... Was a first-team All-America selection of *The Sports Network* and was a first-team All-SWAC pick ... Had seven 100-yard games on the year ... Set a single-game school record with five TD catches vs. Grambling, finishing the game with eight catches for a career-high 201 yards ... Saw action in all 11 games (six starts) as a sophomore ... Earned All-SWAC second-team honors after ranking third on the team with 46 receptions for 739 yards (16.1 avg) and four TDs ... Appeared in eight games as a redshirt freshman in '96, finishing the year with four catches for 52 yards ... Majored in Criminal Justice at Jackson State.

Personal: Was a standout performer on the gridiron for coach Emmitt Smith at McDonough 35 High School in New Orleans, the same school that produced former Chiefs DE Neil Smith. Morris wore jersey #81, the same number worn by Smith during his prep days ... Full name: Sylvester Morris, Jr. ... Nicknamed "Cat" ... Married, wife Loren ... Resides in Overland Park, Kansas.



MORRIS' NFL STATISTICS



Year	Team	G-S	RECEIVING					RUSHING				
			No.	Yds.	Avg.	LG	TD	No.	Yds.	Avg.	LG	TD
2000	Kansas City	15-14	48	678	14.1	47	3	0	0	0.0	--	0
2001	Kansas City	0-0	0	0	0.0	--	0	0	0	0.0	--	0
2002	Kansas City	0-0	0	0	0.0	--	0	0	0	0.0	--	0
Totals		15-14	48	678	14.1	47	3	0	0	0.0	--	0

Additional Stats: Completed a 31-yard pass to Derrick Alexander vs. St. Louis (10/22/00), giving him a 118.8 passer rating.

SINGLE GAME CAREER HIGHS

Receptions: 6 vs. San Diego (9/17/00)

Long Reception: 47 at Oakland (11/5/00)

at Oakland (11/5/00)

Touchdowns: 3 vs. San Diego (9/17/00)

Receiving Yards: 112 vs. San Diego (9/17/00)

VETERANS

SECONDARY LOGO HISTORY



Although never part of the club's uniform, the franchise boasted a pair of strikingly similar secondary logos during its early days. According to Lamar Hunt, both logos were the creation of Bob Taylor, a cartoonist for the now-defunct Dallas Times-Herald. While there were several color schemes for both logos, the Texans logo featured a football-toting gunslinger set over the state of Texas. This logo adorned the Texans stationery and the billboard outside the club's offices in



Dallas. When the club moved to Kansas City in '63, Taylor was commissioned to update the logo. The result was a Native American figure running with the same stride and holding the pigskin in the same manner as the gunslinger with the states of Missouri, Kansas, Nebraska, Oklahoma, Iowa and Arkansas serving as his backdrop. This logo was utilized prominently during the '60s and was affixed to the club's Swope Park headquarters on 63rd Street before the club moved to Arrowhead in '72.

80

Johnnie MORTON

Wide Receiver • 6-0 • 190



Born: October 7, 1971
Torrance, California

Southern California
Free Agent (2002)
NFL: 10 (2nd with Chiefs)
GP/GS: (140/118) Playoffs: (3/3)

Pro Career: Vastly talented and extremely experienced wide receiver enters his second season with the Chiefs in 2003 ... Came to Kansas City as a free agent on March 29th of 2002 ... Joined the Chiefs after a record-setting eight-season run with Detroit, where he starred from '94-01 ... Has been one of NFL's most consistently productive performers at his position in recent years, registering four 1,000-yard campaigns, including three straight from '97-99 ... Provides Kansas City with a truly proven commodity at the wide receiver position, owning a pair of 80-catch campaigns ... Pairs with Eddie Kennison to give the club a solid starting tandem at the WR position ... Can play either receiver spot ... Worked primarily at the "Z" wide receiver post in 2002, but returned to the "X" wide receiver during the 2003 off-season after spending the majority of his pro career playing that position in Detroit ... Frequently turns short passes into long gains and often gets catches in big bunches ... Owns 18 career 100-yard receiving games ... Is regarded as a precise route runner which should make him a nice fit for the Chiefs intricate offensive scheme ... A tremendous athlete who keeps himself in top physical condition ... Has earned a penchant for making even the most acrobatic grabs appear routine ... Although graceful once he leaves his feet, doesn't shy away from contact and is more than willing to catch balls across the middle ... Durable performer has missed just three contests due to injury ... Racked up impressive numbers during his tenure with the Lions, stats which are even more remarkable considering that he frequently paired with other 1,000-yard pass catchers during his tenure in Detroit, including the likes of Herman Moore, Brett Perriman and Germaine Crowell ... Began his career as a return man and special teams performer as a rookie before moving into the starting lineup for the Lions during his second pro campaign ... Is a dangerous all-around athlete who can separate from defenders once he gets the ball in his hands as a receiver, a runner or in the return game ... Has appeared in 140 regular season games, starting 118 of those contests during his previous nine NFL seasons ... Over that span, recorded 498 receptions for 6,896 yards (13.8 avg.) with 36 TDs ... Needs just two more catches to become the 76th player in NFL history to reach the 500-catch plateau ... Has also rushed 31 times for 267 yards (8.6 avg.) in addition to returning 23 kickoffs for 559 yards (24.3 avg.) with one score ... Owns seven punt returns for 48 yards (6.9 avg.), as well ... Owns three games of postseason experience (all starts), producing 10 receptions for 105 yards (10.5 avg.) and one TD for the Lions ... Originally entered the NFL as a first-round choice of Detroit (21st overall) in the '94 draft.

Kansas City (2002): Started 14 games and was inactive for two games with a back injury ... Caught 29 passes for 397 yards (13.7 avg.) with a TD and rushed 10 times for a career-high 124 yards (12.4 avg.) ... His 124 rushing yards were the third-highest total among NFL receivers ... Caught a pass for 15 yards in his initial game in a Chiefs uniform at Cleveland (9/8) ... Produced four catches for 39 yards vs. Miami (9/29), getting his first TD with the Chiefs on an eight-yard pass from QB Trent Green ... Made four receptions for 56 yards at the N.Y. Jets (10/6) and added two carries for a career-high 51 yards, including a career-long 36-yard carry ... Did not record a catch at San Diego (10/13), snapping a string of 52 consecutive games with a reception dating back to a game vs. Green Bay (9/19/99) ... Recorded three catches for 25 yards and added a six-yard carry vs. Denver (10/20) ... Rushed one time for six yards vs. Oakland (10/27) ... Recorded six catches for a season-high 92 yards and one rush for 12 yards at Seattle (11/24) ... Was inactive at Denver (12/15) and vs. San Diego (12/22) with a back injury suffered in practice on December 13th, breaking a string of 127 consecutive games played and 46 straight starts. It was just the second game of his career he had missed due to injury ... Returned to the starting lineup at Oakland (12/28) after missing the previous two games with a back injury, catching one pass for 13 yards.

Detroit (1994-01): Appeared in 126 regular season games with 104 starts during his tenure in Detroit, producing 469 receptions for 6,499 yards (13.9 avg.) with 35 TDs ... Is the second-leading receiver in Lions history behind only Moore (670 receptions for 9,174 yards) both in terms of catches

EXTRA POINTS

Morton is a member of the Screen Actors Guild and is also a highly sought-after model represented by the prestigious Ford Agency.

VETERANS

and yardage ... His four 1,000-yard campaigns tie Moore for the top mark in Detroit annals, while his 35 receiving scores rank second only to Moore's 62 ... Rushed 21 times for 143 yards (6.8 avg.), returned 23 kickoffs for 559 yards (24.3 avg.) with a TD, in addition to posting seven punt returns for 48 yards (6.9 avg.) ... Started three career postseason contests, producing 10 receptions for 105 yards (10.5 avg.) with one score.

2001: Started all 16 games ... Led the Lions with 77 receptions for a career-high 1,154 yards (15.0 avg.) with four TDs ... Also produced one carry for six yards ... Posted four 100-yard receiving games on the season ... Caught a team-high five passes for 111 yards at Green Bay (9/9) ... Produced his second consecutive 100-yard outing with a 100-yard, one-TD performance at Cleveland (9/23). That TD catch tied him with Cloyce Box for fourth place on the Lions all-time chart (32), while his third catch of the game was the 400th of his career, making him the third player in Lions history to achieve that feat along with Brett Perriman (428) and Herman Moore (670) ... Posted nine receptions for 113 yards and an 18-yard score vs. Tennessee (10/21) ... Surpassed Perriman (428) for second on the Lions career receptions chart, getting his 429th career catch at San Francisco (11/4) ... Broke the 6,000-yard career plateau and had a season-long 76-yard reception at Arizona (11/18), collecting seven passes for a season-high 153 yards, marking his 18th career 100-yard contest ... Had seven catches for 95 yards vs. Chicago (12/30), putting him over the 1,000-yard mark on the season.

2000: Opened all 16 contests at WR, leading the club with 61 receptions for a team-high 788 yards (12.9 avg.) with three scores ... Also had four carries for 25 yards ... Caught five passes for a team-high 88 yards vs. Washington (9/10), surpassing Charlie Sanders (336) for fourth place on the Lions all-time receptions list and Leonard Thompson (4,682) for fifth-place on the club's all-time receiving yards list ... Registered a team-high five receptions for 55 yards with a 13-yard TD at Chicago (9/24), marking his 29th career TD catch to place him sixth on the club's career chart ... Collected six receptions for 50 yards vs. Minnesota (10/1), as he passed Barry Sanders (352) for third-place on the team's career receiving chart and Charlie Sanders (4,817) for fourth on Detroit's career receiving yardage chart ... Saw duty in his 100th career game vs. Green Bay (10/8) ... Became the fourth player in Lions history to top the 5,000-yard career receiving mark at Indianapolis (10/29) ... Recorded five receptions for 53 yards at Green Bay (12/10) to vault into second-place on the Lions all-time receiving yardage chart ahead of Gail Cogdill (5,221) and Brett Perriman (5,244).

1999: Saw duty in all 16 games with 12 starts ... Finished second on the team by tying a career high with 80 catches to go along with 1,129 yards (14.1 avg.) and five TDs, marking his third consecutive 1,000-yard campaign ... Registered a career-high five 100-yard games ... Added one kickoff return for 22 yards ... Recorded four catches for 118 yards, including a 45-yard TD vs. Green Bay (9/19) ... Caught two passes for 31 yards at Kansas City (9/26), marking his first career appearance at Arrowhead ... Had a season-high eight catches for 74 yards vs. Minnesota (10/17) ... Had four catches for 59 yards vs. St. Louis (11/7), including a dramatic game-winning 12-yard TD reception with :28 remaining in a 31-27 victory ... Had a four-catch, 110-yard effort at Arizona (11/14) ... Posted a seven-reception, 107-yard game at Tampa Bay (12/12) ... Tied a season high with eight receptions for 100 yards at Chicago (12/19) ... Hauled in 29 passes for 382 yards and three TDs over the season's final four games ... Caught a career-high 10 passes for 128 yards and two TDs for the third multi-TD game of his career at Minnesota (1/2/00) ... Started in an NFC Wild Card Playoff contest at Washington (1/8/00), catching two balls for 29 yards.

1998: Started all 16 games ... Finished the season with 69 receptions for a team-high 1,028 yards and two TDs, marking his second consecutive 1,000-yard campaign ... Established a career high by averaging 14.9 yards per catch ... Added one carry for 11 yards ... Eclipsed the 100-yard mark three times ... Had two catches for a season-best 138 yards at Chicago (10/4), including a career-long 98-yard TD bomb from Charlie Batch, which ranked as the second-longest pass play in Lions history and was the longest play from scrimmage in the NFL on the year ... Had seven receptions for 89 yards with a one-yard TD vs. Minnesota (10/25) ... Hauled in seven catches for 115 yards vs. Arizona (11/1) ... Added five grabs for 109 yards vs. Chicago (11/15).

1997: Started all 16 games for the first time in his career ... Registered a career-high 80 receptions to rank fifth in the NFC, producing 1,057 yards (13.2 avg.) with six TDs, becoming the ninth player in franchise history to top the 1,000-yard barrier ... Paired with Herman Moore (104-1,293) to form the league's top pass catching tandem, combining for 184 receptions and 2,350 yards to make them one of five 1,000-yard duos in the NFL that season. Only Jacksonville's Jimmy Smith (1,324) and Keenan McCardell (1,164) combined for more receiving yards (2,488) ... Produced a trio of 100-yard outings ... Rushed three times for 33 yards, as well ... Recorded four receptions for 102 yards vs. Tampa Bay (9/7), including a 73-yard TD ... Recorded back-to-back 100-yard outings for the first time in his pro career, grabbing a team-high seven balls for 120 yards and a 50-yard TD vs. Chicago (11/27), while registering nine catches for 171 yards and a 35-yard TD at Miami (12/7) ... Reeled in eight passes for 95 yards at Minnesota (12/14) ... Started in the club's NFC Wild Card Playoff contest at Tampa Bay (12/28), leading the team with seven catches for 69 yards.

1996: Played in 16 games with 15 starts ... Hauled in 55 receptions for 714 yards (13.0 avg.) with six TDs ... Produced a pair of 100-yard outings ... Also rushed nine times for 35 yards ... Had three carries for 25 yards at Minnesota (9/1) ... Exploded for a career-high 174 yards on seven catches

with two TDs vs. Chicago (9/22), the eighth-highest single-game yardage tally in team history. Produced TD catches of 62 and 15 yards ... Had three catches for 58 yards, including a 31-yard TD at Tampa Bay (9/29) ... Registered a season-high eight catches for 109 yards and a 19-yard TD at Oakland (10/13) ... Had a 16-yard TD in a Thanksgiving Day contest vs. Kansas City (11/28) ... Caught four passes for 68 yards vs. Minnesota (12/8), including a 15-yard TD catch.

1995: Played in all 16 games (13 starts) ... Began the year as the club's kickoff and punt return specialist before becoming a starter at WR by the season's fourth contest ... Finished the season with 44 receptions for 590 yards (13.4 avg.) and a career-high eight TDs ... Returned 18 kickoffs for 390 yards (21.7 avg.), in addition to seven punt returns for 48 yards (6.9 avg.) ... Registered three carries for 33 yards, as well ... Made his initial NFL start vs. San Francisco (9/25) ... Produced five receptions for 43 yards vs. Cleveland (10/8) ... Made five grabs for 62 yards with a 16-yard TD at Green Bay (10/15) ... Latched onto eight balls for 76 yards with a seven-yard TD pass at Washington (10/22) ... Talled the first 100-yard receiving game of his career with seven catches for 102 yards with a 16-yard TD on Thanksgiving Day vs. Minnesota (11/23). Joined teammates Herman Moore (127 yards) and Brett Perriman (153 yards) who also broke the 100-yard barrier, marking the first time in franchise history that three receivers accomplished that feat in the same game ... Had the first multi-TD performance of his career vs. Jacksonville (12/17), catching four balls for 80 yards with scores of 23 and 17 yards ... Racked up four catches for 64 yards with a five-yard TD strike at Tampa Bay (12/23) ... Started in the club's NFC Wild Card contest at Philadelphia (12/30).

1994: Saw action in 14 games, working primarily on special teams ... Played a limited role on offense, working behind Herman Moore, Brett Perriman and Anthony Carter ... Finished the year with three catches for 39 yards (13.0 avg.) ... Added three kickoff returns for 143 yards with a 93-yard TD ... Made his NFL debut vs. Atlanta (9/4) ... Ran 26 yards on a reverse on the opening kickoff at Dallas (9/19) ... Made the first catch of his NFL career vs. Green Bay (12/4), a 17-yard reception from Dave Krieg ... Posted two catches for 22 yards vs. Minnesota (12/17), getting the first TD of his career on an 18-yard pass courtesy of Krieg ... Registered a 93-yard KO return for a TD at Miami (12/25).

College: Finished his career at Southern California with 185 catches for 2,957 yards (16.0 avg.) with 21 TDs in regular season action ... At the time of his graduation owned Pac 10 career records for wide receivers with 201 catches for 3,201 yards, including bowl statistics ... Was a consensus All-America and All-Pac 10 selection as a senior in '93 ... Was selected to participate in the East-West Shrine Game and Hula Bowl ... Won the '93 Pop Warner Award as the most valuable senior football player on the West Coast ... Was USC's team MVP as a senior setting school season records with 78 catches for 1,373 yards (17.6 avg.) and 12 TDs ... Added nine kickoff returns for 159 yards (17.7 avg.) ... Set a Trojan single-game record with 15 receptions for 186 yards and three scores vs. Houston ... Hauled in eight passes for a school-record 229 yards, including a 69-yard TD vs. Washington State ... Earned All-Pac 10 second-team honors as a junior in '92 when he had 46 catches for 695 yards (15.1 avg.) and six scores ... Registered 49 catches for 662 yards (13.5 avg.) as a sophomore in '91 ... Recorded 12 catches for 227 yards (18.9 avg.) with three touchdowns as a redshirt freshman in '90 ... Earned a degree in Communications from Southern California, where he was on the Dean's List.

Personal: Was an All-America selection at South Torrance High School in Torrance, California ... Also lettered in track, performing in the 100 and 200 meters ... Is a member of the Screen Actors Guild and American Federation of Television and Radio Association ... Hopes to become a television host in the future ... Is signed with Ford Models and appeared in a recent Eddie Bauer campaign ... Played himself in "Jerry Maguire", making a cameo with former Lions teammate Herman Moore ... Appeared in music video "Turn Down the Lights" with R&B artist Shanice Wilson in '94 ... Was featured in a worldwide Nike print ad campaign during '96 off-season ... Had roles in two videos during '96 off-season - Montell Jordan's "Something For The Honeyz" and Puff Johnson's "Forever More" ... Also made an appearance in a music video by Toni Braxton ... Active in several charitable organizations including DARE, Athletes and Entertainers for Kids and Big Brothers of America ... Featured in *Sports Illustrated* for Women's 2000 Swimsuit Issue ... Appeared on the TV series "Moehsa" in May of '99 ... Was mentioned in *People Magazine's* 2000 list of the country's Most Eligible Bachelors ... Appeared in several episodes of "Young and The Restless" during the '96 off-season ... Featured on the cover of "In The Beginning '98" calendar and in '99 Alaye calendar ... Attended a Japanese elementary school for three years (mother is Japanese-American) ... During '98 off-season, began training in kick-boxing, Ju-jitsu and self-defense and enjoyed mixed-martial arts ... Brother, Eric, played wide receiver at Dartmouth, and is patent attorney who attended law school at George Washington University ... Brother, Chad, was USC's starting tailback in '98-99 and is in his first season with the Washington Redskins. He spent two seasons with the N.Y. Jets (2001-02) after originally entering the NFL as a fifth-round draft choice of New Orleans in 2000 ... Hobbies include reading, sport-nutrition research, cooking, real estate development, interior design, the entertainment field and riding his Harley-Davidson motorcycle ... Owns several Cold Stone Creamery franchises ... Full name: Johnnie James Morton, Jr. ... Single ... Resides in Newport Coast, California.



MORTON'S NFL STATISTICS



Year	Team	G-S	RECEIVING					RUSHING				
			No.	Yds.	Avg.	LG	TD	No.	Yds.	Avg.	LG	TD
1994	Detroit	14-0	3	39	13.0	18	1	0	0	0.0	--	0
1995	Detroit	16-13	44	590	13.4	32	8	3	33	11.0	18	0
1996	Detroit	16-15	55	714	13.0	62	6	9	35	3.9	18	0
1997	Detroit	16-16	80	1,057	13.2	73	6	3	33	11.0	20	0
1998	Detroit	16-16	69	1,028	14.9	98	2	1	11	11.0	11	0
1999	Detroit	16-12	80	1,129	14.1	46	5	0	0	0.0	--	0
2000	Detroit	16-16	61	788	12.9	42	3	4	25	6.3	27	0
2001	Detroit	16-16	77	1,154	15.0	76	4	1	6	6.0	6	0
2002	Kansas City	14-14	29	397	13.7	30	1	10	124	12.4	36	0
Totals		140-118	498	6,896	13.8	98	36	31	267	8.6	36	0

Year	Team	No.	PUNT RETURNS					KICKOFF RETURNS				
			FC	Yds.	Avg.	LG	TD	No.	Yds.	Avg.	LG	TD
1994	Detroit	0	0	0	0.0	--	0	3	143	47.7	93	1
1995	Detroit	7	4	48	6.9	16	0	18	390	21.7	32	0
1996	Detroit	0	0	0	0.0	--	0	0	0	0.0	--	0
1997	Detroit	0	0	0	0.0	--	0	0	0	0.0	--	0
1998	Detroit	0	0	0	0.0	--	0	0	0	0.0	--	0
1999	Detroit	0	0	0	0.0	--	0	1	22	22.0	22	0
2000	Detroit	0	0	0	0.0	--	0	0	0	0.0	--	0
2001	Detroit	0	0	0	0.0	--	0	1	4	4.0	4	0
2002	Kansas City	0	0	0	0.0	--	0	0	0	0.0	--	0
Totals		7	4	48	6.9	16	0	23	559	24.3	93	1

Year	Team	G-S	POSTSEASON RECEIVING					RUSHING				
			No.	Yds.	Avg.	LG	TD	No.	Yds.	Avg.	LG	TD
1994	Detroit	0-0	0	0	0.0	--	0	0	0	0.0	--	0
1995	Detroit	1-1	1	7	7.0	7	1	0	0	0.0	--	0
1997	Detroit	1-1	7	69	9.9	21	0	0	0	0.0	--	0
1999	Detroit	1-1	2	29	14.5	23	0	0	0	0.0	--	0
Totals		3-3	10	105	10.5	23	1	0	0	0.0	--	0

SINGLE GAME CAREER HIGHS

Receptions: 10 at Minnesota (1/2/00)
9 at Green Bay (9/6/98)
vs. Tennessee (10/21/01)

Receiving Yards: 174 vs. Chicago (9/22/96)

Long Reception: 98 at Chicago (10/4/98)

Long TD Reception: 98 at Chicago (10/4/98)

Receiving TDs: 2 vs. Jacksonville (12/17/95)
vs. Chicago (9/22/96)
at Minnesota (1/2/00)

Rushing Attempts: 3 at Minnesota (9/1/96)

Rushing Yards: 51 at N.Y. Jets (10/6/02)

Long Run: 36 at N.Y. Jets (10/6/02)

Punt Returns: 3 at Minnesota (9/10/95)

Punt Return Yards: 23 at Minnesota (9/10/95)

Long Punt Return: 16 at Minnesota (9/10/95)
vs. Arizona (9/17/95)

Punt Return TDs: 1 vs. Buffalo (10/2/95)

Kickoff Returns: 4 vs. Arizona (9/17/95)

Kickoff Return Yards: 136 vs. Arizona (9/17/95)

Long Kickoff Return: 93 at Miami (12/25/95)

VETERANS



MORTON'S 100-YARD RECEIVING GAMES (18)



Date	Opponent	No.	Yds.	Avg.	LG	TD	Date	Opponent	No.	Yds.	Avg.	LG	TD
*11/23/95	Minnesota	7	102	14.6	22	1	*9/19/99	Green Bay	4	118	29.5	45	1
*9/22/96	Chicago	7	174	24.9	62	2	*11/14/99	@ Arizona	4	110	27.5	46	0
*10/13/96	@ Oakland	8	109	13.6	28	1	*12/12/99	@ Tampa Bay	7	107	15.3	48	0
*9/7/97	Tampa Bay	4	102	25.5	73	1	*12/19/99	@ Chicago	8	100	12.5	45	0
*11/27/97	Chicago	7	120	17.1	50	1	*1/2/00	@ Minnesota	10	128	12.8	36	2
*12/7/97	@ Miami	9	171	19.0	41	1	*9/9/01	@ Green Bay	5	111	22.2	42	0
*10/4/98	@ Chicago	2	138	69.0	98	1	*9/23/01	@ Cleveland	6	100	16.7	26	1
*11/1/98	Arizona	7	115	16.4	41	0	*10/21/01	Tennessee	9	113	12.6	20	1
*11/15/98	Chicago	5	109	21.8	30	0	*11/18/01	@ Arizona	7	153	21.9	76	0

*With Detroit

MORTON'S GAME-BY-GAME STATISTICS

Receiving

1994 - Detroit Lions

Date	Opponent	No.	Yds.	Avg.	LG	TD	
9/4	Atlanta	0	0	0.0	0	0	
9/11	@ Minnesota	<i>Inactive</i>					
9/19	@ Dallas	0	0	0.0	0	0	
9/25	New England	0	0	0.0	0	0	
10/2	@ Tampa Bay	0	0	0.0	0	0	
10/9	San Francisco	0	0	0.0	0	0	
10/23	Chicago	0	0	0.0	0	0	
10/30	@ N.Y. Giants	0	0	0.0	0	0	
11/6	@ Green Bay	0	0	0.0	0	0	
11/13	Tampa Bay	0	0	0.0	0	0	
11/20	@ Chicago	0	0	0.0	0	0	
11/24	Buffalo	0	0	0.0	0	0	
12/4	Green Bay	1	17	17.0	17	0	
12/10	@ N.Y. Jets	<i>Inactive/Knee</i>					
12/17	Minnesota	2	22	11.0	18	1	
12/25	@ Miami	0	0	0.0	0	0	
Playoffs							
12/31	@ Green Bay	<i>Did Not Play</i>					

Receiving

1995 - Detroit Lions

Date	Opponent	No.	Yds.	Avg.	LG	TD
9/3	@ Pittsburgh	1	4	4.0	4	0
9/10	@ Minnesota	2	34	17.0	27	0
9/17	Arizona	0	0	0.0	0	0
*9/25	San Francisco	0	0	0.0	0	0
*10/8	Cleveland	5	43	8.6	20	0
*10/15	@ Green Bay	5	62	12.4	20	1
*10/22	@ Washington	8	76	9.5	20	1
*10/29	Green Bay	1	18	18.0	18	0
*11/5	@ Atlanta	3	54	18.0	32	1
*11/12	Tampa Bay	0	0	0.0	0	0
*11/19	@ Chicago	2	32	16.0	22	0
*11/23	Minnesota	7	102	14.6	22	1
*12/4	Chicago	1	4	4.0	4	1
*12/10	@ Houston	1	17	17.0	17	0
*12/17	Jacksonville	4	80	20.0	27	2
*12/23	@ Tampa Bay	4	64	16.0	25	1
Playoffs						
*12/30	@ Philadelphia	1	7	7.0	7	1

Receiving

1996 - Detroit Lions

Date	Opponent	No.	Yds.	Avg.	LG	TD
*9/1	@ Minnesota	1	16	16.0	16	0
*9/8	Tampa Bay	0	0	0.0	0	0
*9/15	@ Philadelphia	5	39	7.8	13	0
*9/22	Chicago	7	174	24.9	62	2
*9/29	@ Tampa Bay	3	58	19.3	31	1
*10/6	Atlanta	4	49	12.3	24	0
*10/13	@ Oakland	8	109	13.6	28	1
*10/27	N.Y. Giants	2	9	4.5	5	0
*11/3	@ Green Bay	3	17	5.7	12	0
*11/11	@ San Diego	3	32	10.7	19	0
*11/17	Seattle	4	35	8.8	16	0
*11/24	@ Chicago	1	25	25.0	25	0
*11/28	Kansas City	2	27	13.5	16	1
*12/8	Minnesota	4	68	17.0	32	1
*12/15	Green Bay	6	40	6.7	12	0
*12/23	@ San Francisco	2	16	8.0	12	0

Receiving

1997 - Detroit Lions

Date	Opponent	No.	Yds.	Avg.	LG	TD
*8/31	Atlanta	1	7	7.0	7	0
*9/7	Tampa Bay	4	102	25.5	73	1
*9/14	@ Chicago	4	49	12.3	18	1
*9/21	@ New Orleans	5	72	14.4	38	0
*9/28	Green Bay	6	61	10.2	17	0
*10/5	@ Buffalo	2	27	13.5	21	0

*10/12	@ Tampa Bay	7	66	9.4	16	0
*10/19	N.Y. Giants	5	72	14.4	21	1
*11/2	@ Green Bay	4	35	8.8	15	0
*11/9	@ Washington	5	69	13.8	27	0
*11/16	Minnesota	6	59	9.8	23	1
*11/23	Indianapolis	5	39	7.8	12	0
*11/27	Chicago	7	120	17.1	50	1
*12/7	@ Miami	9	171	19.0	41	1
*12/14	@ Minnesota	8	95	11.8	32	0
*12/21	N.Y. Jets	2	13	6.5	7	0

Playoffs

*12/31	@ Tampa Bay	7	69	9.9	21	0
--------	-------------	---	----	-----	----	---

Receiving

1998 - Detroit Lions

Date	Opponent	No.	Yds.	Avg.	LG	TD
*9/6	@ Green Bay	9	96	10.7	19	0
*9/13	Cincinnati	5	50	10.0	13	0
*9/20	@ Minnesota	5	57	11.4	17	0
*9/28	Tampa Bay	3	36	12.0	21	0
*10/4	@ Chicago	2	138	69.0	98	1
*10/15	Green Bay	5	45	9.0	22	0
*10/25	Minnesota	7	89	12.7	20	1
*11/1	Arizona	7	115	16.4	41	0
*11/8	@ Philadelphia	2	32	16.0	24	0
*11/15	Chicago	5	109	21.8	30	0
*11/22	@ Tampa Bay	5	49	9.8	16	0
*11/26	Pittsburgh	4	53	13.3	26	0
*12/6	@ Jacksonville	1	31	31.0	31	0
*12/14	@ San Francisco	5	78	15.6	26	0
*12/20	Atlanta	1	10	10.0	10	0
*12/27	@ Baltimore	3	40	13.3	18	0

Receiving

1999 - Detroit Lions

Date	Opponent	No.	Yds.	Avg.	LG	TD
*9/12	@ Seattle	0	0	0.0	0	0
*9/19	Green Bay	4	118	29.5	45	1
*9/26	@ Kansas City	2	31	15.5	20	0
*10/10	San Diego	6	68	11.3	21	0
*10/17	Minnesota	8	74	9.3	11	0
*10/24	@ Carolina	5	66	13.2	25	0
10/31	Tampa Bay	3	54	18.0	30	0
11/7	St. Louis	4	59	14.8	20	1
*11/14	@ Arizona	4	110	27.5	46	0
11/21	@ Green Bay	5	64	12.8	21	0
*11/25	Chicago	5	59	11.8	24	1
*12/5	Washington	5	44	8.8	15	0
*12/12	@ Tampa Bay	7	107	15.3	48	0
*12/19	@ Chicago	8	100	12.5	45	0
12/25	Denver	4	47	11.8	18	0
*1/2	@ Minnesota	10	128	12.8	36	2

Playoffs

*1/8	@ Washington	2	29	14.5	23	0
------	--------------	---	----	------	----	---

Receiving

2000 - Detroit Lions

Date	Opponent	No.	Yds.	Avg.	LG	TD
*9/3	@ New Orleans	4	52	13.0	19	0
*9/10	Washington	5	88	17.6	27	0
*9/17	Tampa Bay	3	37	12.3	22	0
*9/24	@ Chicago	5	55	11	25	1
*10/1	Minnesota	6	50	8.3	17	0
*10/8	Green Bay	3	73	24.3	42	1
*10/19	@ Tampa Bay	5	84	16.8	33	0
*10/29	@ Indianapolis	1	7	7.0	7	0
*11/5	Miami	1	8	8.0	8	0
*11/12	Atlanta	1	10	10.0	10	0
*11/19	@ N.Y. Giants	6	78	13.0	32	1
*11/23	New England	4	46	11.5	23	0
*11/30	@ Minnesota	4	53	13.3	19	0
*12/10	@ Green Bay	5	56	11.2	21	0
*12/17	@ N.Y. Jets	2	31	15.5	28	0
*12/24	Chicago	6	60	10.0	19	0

VETERANS

**Receiving
2001 - Detroit Lions**

Date	Opponent	No.	Yds.	Avg.	LG	TD
*9/9	@ Green Bay	5	111	22.2	42	0
*9/23	@ Cleveland	6	100	16.7	26	1
*10/8	St. Louis	4	40	10.0	15	0
*10/14	@ Minnesota	5	68	13.6	20	1
*10/21	Tennessee	9	113	12.6	20	1
*10/28	Cincinnati	6	74	12.3	27	0
*11/4	@ San Francisco	2	20	10.0	12	0
*11/11	Tampa Bay	3	61	20.3	23	0
*11/18	@ Arizona	7	153	21.9	76	0
*11/22	Green Bay	4	67	16.8	42	0
*12/2	@ Chicago	1	10	10.1	10	0
*12/9	@ Tampa Bay	4	56	14.0	17	0
*12/16	Minnesota	4	74	18.5	26	0
*12/23	@ Pittsburgh	2	26	13.0	14	0
*12/30	Chicago	7	95	13.6	20	0
*1/6	Dallas	8	86	10.8	16	1

**Receiving
2002 - Kansas City Chiefs**

Date	Opponent	No.	Yds.	Avg.	LG	TD
*9/8	@ Cleveland	1	15	15.0	15	0
*9/15	Jacksonville	2	23	11.5	18	0
*9/22	@ New England	2	44	22.0	30	0
*9/29	Miami	4	39	9.8	13	1
*10/6	@ N.Y. Jets	4	56	14.0	19	0
*10/13	@ San Diego	0	0	0.0	--	0
*10/20	Denver	3	25	8.3	12	0
*10/27	Oakland	0	0	0.0	--	0
*11/10	@ San Francisco	0	0	0.0	--	0
*11/17	Buffalo	3	52	17.3	21	0
*11/24	@ Seattle	6	92	15.3	25	0
*12/1	Arizona	2	18	9.0	13	0
*12/8	St. Louis	1	20	20.0	20	0
12/15	@ Denver					<i>Inactive/Back</i>
12/22	San Diego					<i>Inactive/Back</i>
*12/28	@ Oakland	1	13	13.0	13	0

*Indicates Games Started



**MORTON VS. THE NFL
1994-02
(REGULAR SEASON)**



Team	G-S	No.	Yds.	Avg.	YPG	LG	TD	100-Yard Games
Arizona	5-4	20	396	19.8	79.2	76	0	3
Atlanta	6-5	10	130	13.0	21.7	32	1	0
Baltimore	1-1	3	40	13.3	40.0	18	0	0
Buffalo	3-2	5	79	15.8	26.3	21	0	0
Carolina	1-1	5	66	13.2	66.0	25	0	0
Chicago	16-13	61	1,030	16.9	64.4	98	8	5
Cincinnati	2-2	11	124	11.3	62.0	27	0	0
Cleveland	3-3	12	158	13.2	52.7	26	1	1
Dallas	2-1	8	86	10.8	43.0	16	1	0
Denver	2-1	7	72	10.3	36.0	18	0	0
Detroit	0-0	0	0	0.0	0.0	--	0	0
Green Bay	16-13	66	880	13.3	55.0	45	3	2
Houston	0-0	0	0	0.0	0.0	--	0	0
Indianapolis	2-2	6	46	7.7	23.0	12	0	0
Jacksonville	3-3	7	134	19.1	44.7	31	2	0
Kansas City	2-2	4	58	14.5	29.0	20	1	0
Miami	4-3	14	218	15.6	54.5	41	2	1
Minnesota	15-13	79	989	12.5	65.9	36	8	2
New England	3-2	6	90	15.0	30.0	30	0	0
New Orleans	2-2	9	124	13.8	62.0	38	0	0
N.Y. Giants	4-3	13	159	12.2	39.8	32	2	0
N.Y. Jets	3-3	8	100	12.5	33.3	28	0	0
Oakland	3-3	9	122	13.6	40.7	28	1	1
Philadelphia	2-2	7	71	10.1	35.5	24	0	0
Pittsburgh	3-2	7	83	11.9	11.9	26	0	0
St. Louis	3-2	9	119	13.2	39.7	20	1	0
San Diego	3-3	9	100	11.1	33.3	21	0	0
San Francisco	6-5	9	114	12.7	19.0	26	0	0
Seattle	3-3	10	127	12.7	42.3	16	0	0
Tampa Bay	16-13	51	774	15.2	48.4	73	3	2
Tennessee	2-2	10	130	13.0	65.0	20	1	1
Washington	4-4	23	277	12.0	69.3	27	1	0
Totals	140-118	498	6,896	13.8	49.3	98	36	18

97

Tony NEWSON

Linebacker • 6-0 • 247



Born: September 11, 1979
Las Vegas, Nevada

Utah State
Free Agent (2002)
NFL: 1 (1st with Chiefs)
GP/GS: (4/0) Playoffs: (0/0)

Pro Career: Former rookie free agent linebacker looking to earn a roster spot in his second training camp with Kansas City in 2003 ... Spent the final four games of the 2002 campaign on the active roster after beginning the year on the practice squad ... Is expected to battle for a backup linebacker position and can also contribute on special teams ... Suffered an arm injury in the preseason game at Seattle (8/24/02) that curtailed his chances of making the Opening Day roster a year ago ... Owns four games of NFL action on special teams, recording two tackles ... Attended camp with the club a year ago, but was released on September 1st ... Added to the developmental squad on September 2nd where he spent the first 13 weeks of the season ... Promoted to the Chiefs 53-man roster on December 4th ... Originally entered the NFL as a rookie free agent with Kansas City in 2002.

2002: Played in four games on special teams, producing two special teams tackles ... Was on the practice squad the first 13 weeks of the season before being promoted to the 53-man roster on December 4th ... Saw action in his first NFL game on special teams vs. St. Louis (12/8), making one tackle ... Recorded one special teams tackle at Denver (12/15) ... Saw duty on special teams vs. San Diego (12/22) and at Oakland (12/28).

College: In 37 career games (16 starts) at Utah State, accumulated 198 tackles (100 solo) with 3.0 sacks (-15.0 yards) and 13.0 tackles for loss ... Saw action in 10 games (seven starts) as a senior, finishing with 53 tackles (24 solo) and 4.0 tackles for loss ... Added two passes defended and a pair of forced fumbles ... Missed the entire 2000 season due to a shoulder injury and was redshirted ... Started nine games as a junior, recording a career-high 95 tackles (57 solo), 2.0 sacks and 5.0 tackles for loss ... Earned first-team All-Big West honors from *The Sporting News* ... Saw action in all 11 games as a sophomore, racking up 40 tackles (13 solo), a sack and a fumble recovery ... Played in seven games as a freshman, recording 10 tackles ... Majored in Spanish and General Business at Utah State.

Personal: Served as a rover and tight end at Cheyenne High School in Las Vegas, Nevada, where he earned all-conference accolades ... Also lettered in track, finishing fourth in the state in the long jump as a senior ... Was part of the 2002 Chiefs Rookie Club, a group which made monthly visits to charitable organizations as an introduction to community service ... Full name: Tony Roderick Newsom ... Single ... Resides in Kansas City, Missouri.

EXTRA POINTS

Newsom majored in Spanish and General Business at Utah State.

12

Jonathan QUINN

Quarterback • 6-6 • 240



Born: February 27, 1975
Turlock, California

Middle Tennessee State
Unrestricted Free Agent (2002)
NFL: 6 (2nd with Chiefs)
GP/GS: (12/3) Playoffs: (1/0)

Pro Career: Unrestricted free agent quarterback joined the Chiefs on May 1st of 2002 from Jacksonville ... Served as a valuable backup to Mark Brunell with the Jaguars during his first four professional seasons and was listed as Kansas City's third QB a year ago ... Big, strong signal-caller with three games of starting experience ... Possesses excellent velocity on all of his throws and can also use his legs to pick up crucial yardage ... Has shown the ability to perform at a high level with minimal preparation time during his NFL tenure ... Has appeared in 12 games (three starts), completing 66 of 125 passes (52.8%) for 748 yards with three TDs and four INTs, good for a 65.7

VETERANS

rating ... Also has 22 carries for 116 yards (5.3 avg.) with a TD ... Holds a 1-2 (.333) regular season record as an NFL starter, collecting a 21-3 victory vs. Pittsburgh (12/28/98) during his rookie campaign ... Saw action in one postseason game for the Jaguars in '99 ... Led the Berlin Thunder to the 2001 World Bowl title ... Originally entered the NFL as a third-round draft choice (86th overall) of Jacksonville in '98.

Kansas City (2002): Listed as the third QB in all 16 games, seeing action in one game ... Saw his first action in a Chiefs uniform vs. Arizona (12/1), rushing once for a one-yard loss.

Jacksonville (1998-01): Appeared in 11 games (three starts), completing 66 of 125 passes (52.8%) for 748 yards with three TDs and four INTs, good for a 65.7 rating ... Added 21 carries for 117 yards (5.6 avg.) with one score ... Saw action in one playoff contest, but did not record any stats.

2001: Played in six games (one start), connecting on 32 of 61 passes (52.5%) for 361 yards with a touchdown and an interception, good for a 69.1 rating ...

Added eight carries for 42 yards (95.3 avg.) ... Held for placements vs. Pittsburgh (9/10) ... Saw his first action of the season at quarterback vs. Cleveland (9/30), completing 15 of 30 passes for 136 yards with a touchdown and an INT in relief of an injured Mark Brunell ... Saw action on the final series vs. Cincinnati (11/11) ... Started his only game of the season at Pittsburgh (11/18), connecting on a career-high 17 of 31 passes for 225 yards in addition to carrying the ball four times for a team-high 39 yards, including a career-long 27-yard scamper ... Saw duty at Cincinnati (12/9) and at Minnesota (12/23).

NFL Europe (2001): Started all 10 games to lead the Berlin Thunder to the regular season NFL European Championship ... Completed 167 of 296 passes for a league-high 2,257 yards and 24 TDs with nine INTs, good for a 95.3 rating ... Threw a TD pass in 10 consecutive games to tie the NFL record and his 24 TD passes were the second-highest total in league history ... Tossed five TDs vs. Amsterdam (6/16) to tie an NFL single-game record ... Led the Thunder to a 24-17 victory in the World Bowl (6/30) vs. the Barcelona Dragons, completing 25 of 39 throws for 308 yards with three TDs and two INTs to earn MVP honors.

2000: Saw action in one game, rushing two times for minus two yards ... Listed as the third QB in the club's first 13 games ... Saw his first action of the season vs. Cleveland (12/3) ... Served as the backup quarterback at Cincinnati (12/17) ... Was listed as the third QB at the N.Y. Giants (12/23).

1999: Spent the entire season on the 53-man roster, but did not see any game action ... Served as the third quarterback the first 15 games of the season ... Was the backup quarterback to Jay Fiedler when starter Mark Brunell was inactive vs. Cincinnati (1/2/00) ... Directed two fourth quarter drives in the AFC Divisional Playoff Game vs. Miami (1/15/00), but did not throw a pass.

1998: Played in four games (two starts) during his rookie campaign ... Connected on 34 of 64 passes (53.1%) for 387 yards with two TDs and three INTs, good for a 62.4 rating ... Carried the ball 11 times for 77 yards (7.0 avg.) with a TD ... Was listed as the third QB in 12 of the team's first 13 games of the season ... Appeared in his first NFL game vs. Cincinnati (1/18), directing the offense on the final possession ... Completed 12 of 18 passes for 107 yards with an INT vs. Tennessee (12/13) and added two rushes for 21 yards in his first extensive NFL action ... Became the first Jaguars rookie quarterback to start when he opened at Minnesota (12/20), connecting on 12 of 27 passes for 88 yards and carrying the ball five times for 33 yards. Completed his first touchdown pass on a one-yard completion to TE Pete Mitchell ... Completed 10 of 19 passes for a season-high 192 yards with a TD vs. Pittsburgh (12/28) and rushed four times for 23 yards to garner his first NFL victory, a 21-3 decision.

College: Played his final three years of college football at Middle Tennessee State after beginning his college career at Tulane ... Completed 346 of 675 passes (51.3%) for 4,864 yards with 28 TDs and 26 INTs at Middle Tennessee ... Added 151 rushes for 162 yards with seven TDs ... A first-team All-Ohio Valley Conference selection when he started every game as a senior ... Connected on 167 of 293 throws (57.0%) for 2,209 yards with 16 touchdowns in addition to 66 carries for 170 yards ... Completed 71 of 159 passes (44.7%) for 931 yards with four TDs and added a rushing TD as a junior ... Started eight games as a sophomore when he hit on 108 of 223 throws (48.4%) for 1,724 yards with eight TDs ... Added 46 carries with two scores ... Completed 18 of 27 passes for a school-record 356 yards vs. Tennessee-Martin ... Became the first player in school history to throw for 300 yards in back-to-back games, when he threw for 332 yards the next week vs. Tennessee Tech, including a conference-record 98-yard completion ... Appeared in five games at Tulane as a redshirt freshman, completing 33 of 68 passes (48.5%) for 379 yards with two touchdowns ... Redshirted as a true freshman ... Graduated with a degree in Business Administration from Middle Tennessee State.

Personal: A four-sport star at McGavock High School in Nashville, Tennessee where he lettered as a tight end, quarterback and defensive end ... Earned all-city, all-region and all-district honors during his only campaign as a quarterback as a senior ... Completed 126 of 193 passes for 1,900 yards with 14 touchdowns ... Participated in the Tennessee-Kentucky All-Star game and was a finalist for the Humm Award, given to the state's outstanding athlete ... A two-time All-District pick in basketball ... Also lettered in baseball and soccer ... Full name: Jonathan Ryan Quinn ... Married, wife Casi, with three sons, Dakota (6), Colton (4) and Aidan (2) and a daughter, Ellie born in June of 2003 ... The Quinns reside in Overland Park, Kansas.

EXTRA POINTS

Quinn quarterbacked the Berlin Thunder to the 2001 World Bowl title, guiding the Thunder to a 24-17 victory vs. the Barcelona Dragons.



QUINN'S NFL STATISTICS



Year	Team	G-S	Att.	PASSING				TD	INT	Pct.	LG	Sack/ Lost	Rating	
				Comp.	Yds.	Pct.	Att.							
1998	Jacksonville	4-2	64	34	387	53.1	6.05	2	3.1	3	4.7	64	9.0/49.0	62.4
1999	Jacksonville	0-0	0	0	0	0.0	0.00	0	0.0	0	0.0	--	0.0/0.0	0.0
2000	Jacksonville	1-0	0	0	0	0.0	0.00	0	0.0	0	0.0	--	0.0/0.0	0.0
2001	Jacksonville	6-1	61	32	361	52.5	5.92	1	1.6	1	1.6	45	6.0/43.0	69.1
2002	Kansas City	1-0	0	0	0	0.0	0.00	0	0.0	0	0.0	--	0.0/0.0	0.0
Totals		12-3	125	66	748	52.8	5.98	3	2.4	4	3.2	64	15.0/92.0	65.7

Year	Team	No.	RUSHING			
			Yds.	Avg.	LG	TD
1998	Jacksonville	11	77	7.0	17	1
1999	Jacksonville	0	0	0.0	--	0
2000	Jacksonville	2	-2	-1.0	-1	0
2001	Jacksonville	8	42	5.3	27	0
2002	Kansas City	1	-1	-1.0	-1	0
Totals		22	116	5.3	27	1

Postseason: Played in one playoff game for Jacksonville in '99.

SINGLE GAME CAREER HIGHS

Pass Attempts: 31 at Pittsburgh (11/18/01)

Pass Completions: 17 at Pittsburgh (11/18/01)

Completion Percentage: 66.7 vs. Tennessee (12/13/98)

Passing Yards: 225 at Pittsburgh (11/18/01)

TD Passes: 1 at Minnesota (12/20/98)

vs. Pittsburgh (12/28/98)
vs. Cleveland (9/30/01)

Interceptions: 2 at Minnesota (12/20/98)

Long Pass: 64 vs. Pittsburgh (12/28/98)

Rushing Attempts: 5 at Minnesota (12/20/98)

Rushing Yards: 39 at Pittsburgh (11/18/01)

Rushing TDs: 1 vs. Pittsburgh (12/28/98)

Long Run: 27 at Pittsburgh (11/19/01)

95

Derrick

RANSOM

Defensive Tackle • 6-3 • 306

Cincinnati

Draft (No. 6 - 1998)

Born: September 13, 1976

Indianapolis, Indiana

NFL: 6 (6th with Chiefs)

GP/GS: (56/26) Playoffs: (0/0)



VETERANS

Pro Career: Dependable and versatile defensive lineman entering his sixth season with the Chiefs in 2003 ... Has displayed an ability to perform at a high level at both tackle and end during his tenure with the club ... Has started 26 games at nose tackle over the past two seasons after working primarily on special teams during his first three seasons in Kansas City ... Originally moved into a starting role in 2001 and is expected to be a significant contributor at the nose tackle post once again this season ... Extremely flexible performer who was originally expected to work at left defensive end a year ago before injuries necessitated his move back to the interior of the defensive front ... A true asset to the club, owning the ability to play all four positions along the defensive line ... Played both tackle and end in college, giving him plenty of experience juggling the responsibilities of both spots ... Continues to hone his technique and is a frequent visitor to the film room ... Made the team as a sixth-round draft choice in '98 and has played in 56 games (26 starts) for Kansas City over the past five seasons ... Enjoyed a breakout season in 2001 when he opened all 16 games at nose tackle, setting career highs with 76 tackles (36 solo) and 3.0 sacks (-20.0 yards) ... The bulk of his special teams action has come as a member of the kickoff return unit ... Owns 122 tackles (60 solo), 4.0 sacks (-29.0 yards), 16 QB pressures, a fumble recovery, one forced fumble and two passes defended ... Also recorded a special teams tackle and blocked a field goal in 2002 ... Joined the Chiefs as the club's sixth-round selection (181st overall) in the '98 NFL Draft.

2002: Saw duty in 13 games with 10 starts at nose tackle ... Was inactive for three games with a left foot sprain ... Had 42 tackles (20 solo), three tackles for loss, five QB pressures, one forced fumble and a pass defended ... Also had one special teams tackle and a blocked field goal ... Produced seven tackles at Cleveland (9/8) ... Talled four tackles and one special teams stop at New England (9/22) ... Did not start when Ryan Sims opened his first NFL game at the N.Y. Jets (10/6), breaking his streak of 20 consecutive starts ... Blocked a K Sebastian Janikowski 44-yard FG attempt that was recovered by CB Eric Warfield vs. Oakland (10/27) ... Left the game on the first defensive series with a left foot sprain at San Fransisco (11/10) and was inactive vs. Buffalo (11/17) due to that injury, breaking a streak of 25 consecutive games played ... Was inactive at Seattle (11/24) and vs. Arizona (12/1) ... Returned to action vs. St. Louis (12/8) ... Recorded seven tackles, a QB pressure and forced a RB Clinton Portis fumble at Denver (12/15) ... Talled five tackles at Oakland (12/28).

2001: Started 16 games at nose tackle ... Collected a career-high 76 tackles (36 solo) to rank second on the squad among the defensive linemen ... Added seven tackles for loss, a career-high 3.0 sacks (-20.0 yards), nine QB pressures, a pass defended and a fumble recovery ... Started his first career NFL game at nose tackle vs. Oakland (9/9), collecting three tackles ... Produced six tackles and a sack of Brian Griese at Denver (10/7) ... Registered six tackles vs. Pittsburgh (10/14) ... Amassed four tackles and two QB pressures at Arizona (10/21) ... Collected four tackles and a sack of Peyton Manning vs. Indianapolis (10/25) ... Produced a career-high 10 tackles at the N.Y. Jets (11/11) ... Amassed five tackles vs. Seattle (11/25) ... Talled seven tackles and a QB pressure vs. Philadelphia (11/29) ... Registered eight tackles vs. Denver (12/16) ... Recorded a sack of Doug Flutie and a career-high three QB pressures vs. San Diego (12/23) ... Registered four tackles, a QB pressure and recovered a QB Mark Brunell fumble on the second play of the game at Jacksonville (12/30) ... Talled his first career pass defended and had six tackles at Seattle (1/6/02).

2000: Played in 10 games, totaling two solo tackles and one QB pressure ... Was inactive vs. Indianapolis (9/3) and at Tennessee (9/10) ... Worked as a reserve at both DE and DT vs. San Diego (9/17), making one solo tackle ... Saw reserve action at DE at Denver (9/24), vs. Seattle (10/2) and vs. Oakland (10/15) ... Recorded a QB pressure vs. St. Louis (10/22) ... Had a tackle at Seattle (10/29) ... Saw reserve duty at DE at Oakland (11/5) and at San Francisco (11/12) ... Was inactive vs. Buffalo (11/19), at San Diego (11/25) and at New England (12/4) ... Saw reserve action at DT vs. Carolina (12/10) ... Saw action on special teams vs. Denver (12/17) ... Was inactive at Atlanta (12/24).

1999: Served on special teams in 10 games and saw reserve action in seven games at left defensive tackle, recording a sack and a QB pressure ... Was inactive for five contests ... Saw reserve duty at defensive tackle and on special teams at Chicago (9/12), vs. Detroit (9/26) and at San Diego (10/3) ... Posted his first career sack on Drew Bledsoe vs. New England (10/10) ... Collected one QB pressure at Baltimore (10/21) ... Was inactive vs. San Diego (10/31) ... Saw reserve duty at defensive tackle and on special teams at Indianapolis (11/7) and at Tampa Bay (11/14) ... Inactive vs. Seattle (11/21), vs. Minnesota (12/12), vs. Pittsburgh (12/18), at Seattle (12/26) and vs. Oakland (1/2/00).

1998: Saw action on the kickoff return team in seven contests and was credited with one fair catch of a kickoff ... Also played in one game on defense, recording one tackle ... Inactive for the club's other nine contests ... Made a fair catch on a short kickoff vs. Oakland (9/6) ... Played on the kickoff return team at Jacksonville (9/13), at Philadelphia (9/27), at San Diego (11/22), vs. Dallas (12/13) and at the N.Y. Giants (12/20) ... Logged his first career tackle in his first NFL action as a defensive lineman at Oakland (12/26). Also saw duty against the Raiders on the kickoff return unit.

College: Played in 44 games with 39 starts, finishing his career with 161 tackles (106 solo), 15.0 sacks (-72.0 yards), two fumble recoveries, five forced fumbles and 26.0 tackles for loss ... Started all 11 games at weakside defensive end as a senior in '97 and was a second-team All-Conference USA selection ... Recipient of the club's John Pease Award presented to the club's top defensive lineman for the second straight year ... Recorded 47 tackles (34 solos) to lead all Bearcat linemen ... Added 6.0 sacks (-26.0 yards), in addition to 10.0 tackles for loss and one forced fumble ... Collected a career-high 11 tackles (seven solo) against Southern Mississippi ... Opened all 11 games at right defensive tackle as a junior, finishing the year with a career-best 63 tackles (41 solo) ... Also contributed 6.0 sacks (-35.0 yards), 11.0 tackles for loss and two fumble recoveries ... Played in all 11 contests as a sophomore with nine starts at right defensive tackle ... Concluded the year with 21 tackles (14 solos), 2.0 sacks (-7.0 yards), 4.0 tackles behind the line of scrimmage and three forced fumbles ... Named to the Conference USA Commissioner's Academic Honor Roll ... In the lineup for all 11 games as a true freshman, starting eight contests ... Concluded the season with 30 tackles (17 solos) and a sack (-4.0 yards) ... Originally recruited as a tight end ... Graduated with a degree in Finance/International Business from Cincinnati.

EXTRA POINTS

Ransom, who was a Finance/International Business major in college, would like to pursue a career in finance following his football career and has interned at several Kansas City area financial institutions.

Personal: A three-time letterman at Lawrence Central High School in Indianapolis, Indiana ... An All-Central Suburban Athletic Conference and All-Marion County pick ... Had 22 catches for 455 yards and three touchdowns at tight end as a senior ... Also a three-time letterman in basketball, averaging 10.2 points and 11.5 rebounds per game ... Completed an internship with Commerce Bank during the 2000 off-season and interned at the Bank of Blue Valley during the 2001 off-season ... His brother Darryll recently graduated from Cincinnati, where he played defensive end ... Serves on the Board of Directors for the Boys & Girls Club of Eastern Jackson County and makes regular visits to the club, in addition to hosting an annual Thanksgiving dinner for the club members. Has also hosted an annual golf tournament to benefit the club dating back to 2001. Full name: Derrick Wayne Ransom, Jr. ... Married, wife Karen with a daughter, Kailah (4), as well as twins Drew (1) and Maia (1) ... The Ransoms reside in Olathe, Kansas.



RANSOM'S NFL STATISTICS



Year	Team	G-S	TACKLES			FUMBLES		SACKS	INTS	PASSES	QB
			Solos	Asst.Total	Total	Rec.	For.	No./Yds.	No./Yds.	Defensed	Pressures
1998	Kansas City	7-0	1	0	1	0	0	0.0/0.0	0/0	0	0
1999	Kansas City	10-0	1	0	1	0	0	1.0/9.0	0/0	0	1
2000	Kansas City	10-0	2	0	2	0	0	0.0/0.0	0/0	0	1
2001	Kansas City	16-16	36	40	76	1	0	3.0/20.0	0/0	1	9
2002	Kansas City	13-10	20	22	42	0	1	0.0/0.0	0/0	1	5
Totals		56-26	60	62	122	1	1	4.0/29.0	0/0	2	16

Additional Stats: Had one fair catch of a kickoff vs. Oakland (9/6/98). Had one special teams tackle in 2002. Blocked a field goal vs. Oakland (10/27/02).

SINGLE GAME CAREER HIGHS

Tackles: 10 at N.Y. Jets (11/11/01)

Sacks: 1.0 vs. New England (10/10/99) at Denver (10/7/01)

vs. Indianapolis (10/25/01)

vs. San Diego (12/23/01)

Fumble Recovery: 1 at Jacksonville (12/30/01)

Forced Fumbles: 1 at Denver (12/15/02)

Passes Defensed: 1 at Seattle (1/6/02)

QB Pressures: 3 vs. San Diego (12/23/01)

49

Tony RICHARDSON

Fullback • 6-1 • 232

Auburn

Free Agent (1995)

Born: December 17, 1971

Frankfurt, Germany

NFL: 9 (9th with Chiefs)

GP/GS: (115/54) Playoffs: (2/0)



VETERANS

Pro Career: Unquestionably one of the most versatile and personable performers on the Chiefs roster ... This talented fullback enters his ninth campaign in the Red and Gold in 2003 ... Immensely popular both in the locker room and the Kansas City community, is truly one of the NFL's "good guys" ... In fact, was named an "NFL Good Guy" in 2002 by *The Sporting News* based on civic responsibility and character ... Known across the league simply by his moniker of "T-Rich" ... Plays the game with passion and humility, bringing a selfless attitude to work every day ... A true professional, who epitomizes what it means to be a team player ... After serving as Kansas City's most productive ground gainer in 2000, moved back to his less-glamorous fullback post in 2001 to make room for RB Priest Holmes, who simply proceeded to lead the entire league in rushing with Richardson serving as his lead blocker ... Continued in that fullback role in 2002, as Holmes upped his rushing total to a franchise-record 1,615 yards ... Serves as an excellent role model with his exemplary work ethic and all-giving approach to the game ... Is one of the most reputable leaders in the Chiefs locker room and is held in the same high esteem for the way he carries himself both on and off the field ... Among active Kansas City players, only eight-time Pro Bowl G Will Shields has spent more time on the Chiefs roster than Richardson, who joined the club as an unheralded free agent in '95 ... Has played in 115 regular season contests (54 starts), tying him with DB Jim Kearney

for 45th position on the club's all-time service chart ... Came to Kansas City after spending the '94 season on the practice squad of the Dallas Cowboys where he learned the finer points of the game from the likes of the NFL's all-time leading rusher RB Ermitt Smith and his lead blocker, FB Daryl Johnston ... Regarded as one of the league's finest performers at his position, but is still looking for his initial Pro Bowl invitation ... Led all AFC fullbacks in the fan voting for the NFL's All-Star contest in 2001 ... Launched his career into overdrive during the '99 and 2000 seasons ... Was recognized as the starting fullback on Dr. Z's *Sports Illustrated* All-Pro squad each of those two seasons and was also named to *USA Today's* All-Joe squad in 2000 and 2001 ... Missed two games apiece each of the past two campaigns with a right shoulder injury, but is at full strength heading into the 2003 campaign ... Owns the ability to play either backfield position or can work alone as a single back ... Owns 15 career rushing touchdowns, including a career-high seven rushing scores in 2001 ... Although he frequently gets the ball himself in tight situations, is simply one of the best lead blockers in the business ... Excels at escorting his teammates into the end zone with his battering-ram style, blowing even the best linebackers and defensive linemen off the ball ... Dishes out the same kind of punishment when he gets the ball in his hands and is tough to bring down in the open field ... A powerful runner when it comes time to move the chains, is frequently the player whose number is called to pick up the tough yardage ... Possesses superb pass-catching skills and surprising speed in addition to his aforementioned blocking affinity ... That triple-threat ability makes him an integral part of Kansas City's goal-line and short-yardage packages ... Has done virtually everything in his power to help his team and his teammates get better since joining the club in '95 ... Began his career working as a scout team service back, then earned his stripes as a special teamer before serving as a lead blocker in short-yardage and goal line situations for Hall of Fame RB Marcus Allen ... Elevated his status by developing into one of the league's pre-eminent special teams performers, posting double-digit tackles in the kicking game five straight years from '95-99 ... From '95-99, only LB Greg Manusk (124) produced more special teams stops in a Chiefs uniform than Richardson (94) ... Entered the '99 campaign as the club's starting fullback and opened all 16 games for the first time in his career ... Finally got an opportunity to fully showcase his offensive skills down the stretch in '99 when he carried the bulk of the club's rushing load, getting 284 of his 387 rushing yards (73.4%) in the season's final five games ... Truly emerged in 2000 when he started all 16 games, including five as the club's halfback, and led the team in rushing with 147 carries for 697 yards (4.7 avg.) with three TDs ... Has seen duty in 115 career regular season games with 54 starts, posting 353 rushes for 1,440 yards (4.1 avg.) and 15 scores ... Also has 137 receptions for 1,036 yards (7.6 avg.) with eight TDs ... Owns 96 career special teams tackles and needs just four more to reach 100 ... Has seen duty in two career playoff games with the Chiefs, as well ... Ranks 19th in Chiefs history with 1,440 rushing yards and needs three more yards to surpass Woody Green (1,442) for 18th, 62 to move ahead of Joe Delaney (1,501) for 17th position and 250 to overtake Robert Holmes (1,689) for 16th ... Needs just 13 more receptions to become the 19th player in team history with 150 career catches ... Has accumulated 1,036 career receiving yards and needs 464 more to become the 20th player in team history to reach the 1,500-yard receiving plateau ... Is tied for 23rd in Chiefs annals with 138 career points ... Came to Kansas City as a free agent on February 28th of '95 ... Originally entered the league as a rookie free agent with the Dallas Cowboys on May 2nd of '94 ... Was waived by Dallas just prior to the start of the regular season ... Joined the Cowboys practice squad on August 30th where he spent the remainder of the year.

EXTRA POINTS

Richardson was born in Frankfurt, Germany, while his father – retired Sergeant Major Ben Richardson – was stationed there in the U.S. Army. The younger Richardson spent eight years growing up in Germany before moving back to Alabama.

2002: Saw action in 14 games (12 starts) at FB ... Had 22 carries for 81 yards (3.7 avg.) with two TDs and 18 catches for 115 yards (6.9 avg.) with one score ... Did not start when the club opened in a two-TE set at Cleveland (9/8) ... Did not start when the team opened in a two-TE formation at San Diego (10/13) ... Carried the ball three times for 21 yards with a 14-yard TD scamper vs. Denver (10/20) ... Caught a four-yard TD pass vs. Oakland (10/27) to eclipse the 1,000-yard career receiving mark ... Produced one carry for two yards and caught one pass for two yards at San Francisco (11/10) ... Registered a three-yard TD run vs. Arizona (12/1) ... Left the game in the second quarter with a dislocated right shoulder at Denver (12/15) and was placed on injured reserve on December 17th.

2001: Appeared in 14 games with eight starts at FB, missing a pair of contests with a right shoulder injury ... Named to the *USA Today* All-Joe team for the second consecutive year ... Rushed 66 times for 191 yards (2.9 avg.) with a career-high seven TDs ... Also had 30 receptions for 265 yards (8.8 avg.) ... Converted seven of his nine third-and-one rushing attempts ... Started vs. Oakland (9/9), catching four passes for a season-high 68 yards, including a career-long 47-yard reception. Added a three-yard TD run ... Started vs. the N.Y. Giants (9/23), carrying the ball nine times for a team-high 41 yards ... Opened at Washington (9/30) and produced a four-yard TD run, but suffered a shoulder injury in the fourth quarter of that contest and did not return ... Was inactive at Denver (10/7) and vs. Pittsburgh (10/14), breaking his string of 35 consecutive starts dating back to a contest at Chicago (9/12/99) ... Returned to the starting lineup vs. Indianapolis (10/25), carrying the ball four times for 26 yards and catching two passes for 25 yards ... Opened at San Diego (11/4),

producing a career-high two TDs, including a one-yard TD run with 1:28 remaining for the winning score in a 25-20 win ... Started at FB at the N.Y. Jets (11/11) ... Had a one-yard rushing score vs. Seattle (11/25) ... Started at FB vs. Philadelphia (11/29) and vs. Denver (12/16) ... Scored on a one-yard TD plunge with 0:52 left in a 20-17 comeback win vs. San Diego (12/23), his second game-winning score of the season against the Chargers ... Scored on a one-yard TD run at Seattle (1/6/02).

2000: Started all 16 contests (five at RB, 11 at FB) for the second consecutive season and was named to Dr. Z's *Sports Illustrated* All-Pro team at fullback for the second straight year ... Also earned a spot on *USA Today's* All-Joe Team ... Led the team in rushing with a career-high 147 carries for a personal-best 697 yards (4.7 avg.) and three TDs ... Was third on the team with 58 receptions for 468 yards (8.1 avg.) and a career-high tying three TDs ... At the time, his 1,165 total yards were the most yards of total offense by a Chiefs RB since Christian Okoye had 1,492 yards in '89, while his 697 rushing yards were the most by a Chief since Marcus Allen had 830 in '96 ... Led all AFC RBs and ranked third in the NFL behind the Rams Marshall Faulk (6,6) and the N.Y. Giants Tiki Barber (6.1), averaging 5.7 yards per touch (ruses and receptions) ... Also had two special teams tackles ... Started his first career game at RB vs. Indianapolis (9/3), carrying the ball 13 times for 58 yards (4.5 avg.) and also caught a 13-yard TD ... Started at RB vs. San Diego (9/17), recording six carries for 40 yards, as well as a one-yard TD catch ... Started at FB at Denver (9/24), rushing 14 times for 35 yards and one TD ... Started at FB vs. Seattle (10/2), totaling 11 carries for 53 yards ... Started at FB vs. Oakland (10/15), hauling in a 15-yard TD reception ... Produced three totes for 18 yards with a one-yard TD at Oakland (11/5) and had seven catches for 51 yards ... Set career highs in receptions (eight) and receiving yards (81) at San Francisco (11/12) ... Started at RB vs. Carolina (12/10), producing 17 carries for 89 yards and tying a personal-best with eight catches for 56 yards ... Opened at RB vs. Denver (12/17), setting career highs in rushing attempts (23) and rushing yards (156) in the finest performance of his career which included a career-long 33 yard run and a 28-yard TD romp in a 20-7 win. At the time, his 156 yards were the most by a Chiefs RB since Barry Word had 18 carries for a franchise-record 200 yards vs. Detroit (10/14/90) ... Started at RB at Atlanta (12/24).

1999: Started all 16 games at FB, marking the first time in his career that he had played in every regular season game ... Captained the club for 10 of those contests ... Earned a spot on Dr. Z's *Sports Illustrated* All-Pro Team at fullback ... Posted 84 carries for 387 yards with one TD and 24 catches for 141 yards ... Tallied 19 special teams tackles ... Lone score of the year was a one-yard TD run vs. Denver (9/19) ... Racked up three special teams stops apiece at Baltimore (10/21) and vs. San Diego (10/31) ... Recorded a season-long 29-yard reception vs. Seattle (11/21) ... Set season highs with five receptions for 37 yards at Oakland (11/28) ... Breakout game as a ball carrier came at Denver (12/5) when he smashed his previous career marks, gaining 80 yards on 12 carries, including a 26-yard jaunt. Became the sixth different Chiefs player to lead the squad in rushing in a game on the season, marking a first in franchise history ... Posted 11 carries for a team-high 57 yards vs. Minnesota (12/12), including a 25-yard long ... Had 11 rushes for 57 yards with a 25-yard long vs. Pittsburgh (12/18) ... Posted eight carries for 70 yards vs. Oakland (1/2/00).

1998: Captained the Chiefs special teams, seeing action in 14 contests with one start at fullback ... Tallied 20 carries for 45 yards and two TDs on the ground, while catching two passes for 13 yards ... Recorded 11 tackles and a pair of forced fumbles on special teams, as well as recovering a blocked punt ... Forced a fumble and made three tackles on special teams vs. Oakland (9/6) ... Scored his initial NFL rushing TD from one yard out vs. San Diego (9/20), adding a season-long 15-yard reception ... Rushed a season-high four times for a season-best 13 yards vs. Seattle (10/4) ... Started at FB vs. Pittsburgh (10/26) ... Converted a two-yard TD vs. the N.Y. Jets (11/1), adding three tackles and a forced fumble on special teams ... Suffered a sprained knee at San Diego (11/22) and did not return ... Inactive vs. Arizona (11/29) and at Denver (12/6) ... Returned to action vs. Dallas (12/13) and recovered a blocked punt by TE Brian Roche which he returned for 10 yards.

1997: Played in 14 contests as a short yardage FB and on special teams ... Finished the year with two carries for 11 yards and three TD catches for a total of six yards ... His 21 special teams tackles ranked third on the squad ... Caught a one-yard TD for the decisive points in a 22-16 win vs. Buffalo (9/14) ... Had a three-yard scoring grab at Carolina (9/21) and devastated LB Sam Mills with a lead block which paved the way for a one-yard RB Marcus Allen TD run ... Had a season-high three special teams tackles apiece at St. Louis (10/26) and vs. San Francisco (11/30) ... Corralled a two-yard TD pass vs. Oakland (12/7) ... Served as the lead blocker on Allen's 123rd and final rushing TD, a three-yard score vs. New Orleans (12/21) ... Saw playoff action vs. Denver (1/4/98).

1996: Played in the first 13 games of the season as a blocking back and a special teams performer ... Posted a career-high 25 special teams stops, trailing only LB Greg Manusky (26) ... Had four carries for 10 yards and two catches for 18 yards ... Scored a TD on his very first pro reception, a one-yard catch vs. Oakland (9/8) ... Posted a career-high four special teams stops vs. Denver (9/22) ... Suffered a wrist injury at Detroit (11/28) and was placed on injured reserve (12/10).

1995: Played in 14 games (one start) and was inactive for two contests ... Carried the ball eight times for 18 yards ... Ranked fifth on the squad with 18 special teams tackles ... Carried the ball one time for five yards vs. the N.Y. Giants (9/10), converting a third-and-one situation which helped move the club into position for the game-winning FG in OT ... Started his first NFL contest vs. New England (10/15) ... Cleared the way for Marcus Allen's 100th career rushing TD at Denver (10/22).

College: Started the majority of four seasons as a FB at Auburn, racking up 162 carries for 715 yards and nine TDs ... Grabbed 44 passes for 395 yards and two TDs as a senior ... Started 10 games as a junior, rushing 34 times for 137 yards ... Played in every game as a sophomore with one start, gaining 92 yards on 27 carries ... Started seven games as a true freshman in '90, carrying the ball 43 times for 237 yards (5.8 avg.) and four TDs ... Posted a career-high 82 yards vs. Southern Mississippi ... Graduated from Auburn with a degree in Education in August of 2000 and is currently pursuing his MBA at Webster University.

Personal: Was born in Frankfurt, Germany, while his father - retired Sergeant Major Ben Richardson - was stationed there in the U.S. Army. The younger Richardson spent eight years growing up in Germany and didn't move back to the U.S. on a full-time basis until the seventh grade. The elder Richardson subsequently returned to Germany and was stationed there during Tony's senior year in high school and his freshman year at Auburn ... A three-sport letterman at Daleville High School in Daleville, Alabama, he starred in football, and basketball as well as track and field ... Piled up 1,003 yards and seven scores as a senior, despite missing three games ... Established the "Rich In Spirit" Foundation in 2000 which benefits Special Olympics, Athletes in Action, City Union Mission and other charitable organizations ... Was the Chiefs NFL Man of the Year nominee in 2002, as well as the club's NFLPA "Whizzer" White Award nominee ... Provided backpacks for 500 children at the City Union Mission in 2001, 2002 and 2003 ... Kicked off "The Dictionary Project" in Kansas City in 2002 with a \$5,000 donation, helping to provide 3,000 dictionaries to third-grade students in Kansas City, Missouri and Kansas City, Kansas ... Was honored as a top role model for youths along with Chiefs President Carl Peterson and teammate Priest Holmes at the 42nd Annual Pop Warner All-American Awards in Orlando, Florida in May of 2002 ... Served as Chairman of the Buck Buchanan Special Olympics Sports Festival in '99 and 2000 ... Has annually hosted the Special Olympics Punt, Pass and Kick competition in Kansas City every year since '99 ... Serves as Chairman of the Kansas City Chiefs "Out For Blood" Blood Drive ... Has hosted a golf tournament with Kansas City Royals All-Star first baseman Mike Sweeney the past four springs, benefitting Athletes in Action ... Served as a spokesperson for a Special Olympics Car Raffle promotion with Grant Wistrom of the St. Louis Rams from 2000-01 ... Interned in the sports department of NBC affiliate KSHB-TV 41 during the 2001 off-season ... Worked as a sales and marketing intern for the Chiefs and Kansas City Wizards soccer team during the 2000 off-season ... Is an active supporter of youth football and a regular visitor to the Derrick Thomas Academy ... Full name: Antonio Richardson ... Single ... Is the proud "parent" of a pair of Italian Mastiffs named Sampson and Imani ... Resides in Leawood, Kansas.



RICHARDSON'S NFL STATISTICS



Year	Team	G-S	RUSHING					RECEIVING					SP. TEAM
			No.	Yds.	Avg.	LG	TD	No.	Yds.	Avg.	LG	TD	Tackles
1995	Kansas City	14-1	8	18	2.3	5	0	0	0	0.0	--	0	18
1996	Kansas City	13-0	4	10	2.5	4	0	2	18	9.0	17	1	25
1997	Kansas City	14-0	2	11	5.5	6	0	3	6	2.0	3	3	21
1998	Kansas City	14-1	20	45	2.3	6	2	2	13	6.5	15	0	11
1999	Kansas City	16-16	84	387	4.6	26	1	24	141	5.9	29	0	19
2000	Kansas City	16-16	147	697	4.7	33	3	58	468	8.1	24	3	2
2001	Kansas City	14-8	66	191	2.9	19	7	30	265	8.8	47	0	0
2002	Kansas City	14-12	22	81	3.7	14	2	18	125	6.9	23	1	0
Totals		115-54	353	1,440	4.1	33	15	137	1,036	7.6	47	8	96

Additional Stats: Forced a fumble on special teams vs. Oakland (9/6/98) and vs. N.Y. Jets (11/1/98). Returned a blocked punt 10 yards vs. Dallas (12/13/98).

Postseason: Has played in two playoff games with one special teams tackle in '97.

SINGLE GAME CAREER HIGHS

Rushing Attempts: 23 vs. Denver (12/17/00)

Rushing Yards: 156 vs. Denver (12/17/00)

Long Run: 33 vs. Denver (12/17/00)

Rushing TDs: 2 at San Diego (11/4/01)

Receptions: 8 at San Francisco (11/12/00)
vs. Carolina (12/10/00)

Receiving Yards: 81 at San Francisco
(11/12/00)

Long Reception: 47 vs. Oakland (9/9/01)

Receiving TDs: 1, seven times,
last vs. Oakland (10/15/00)

Sp. Teams Tackles: 4 vs. Denver (9/22/96)

STREAKS AND MILESTONES: Ranks 19th in Chiefs history with 1,440 rushing yards. Needs three more yards to surpass Woody Green (1,442) for 18th, 62 to move ahead of Joe Delaney (1,501) for 17th position and 250 to overtake Robert Holmes (1,689) for 16th. Has 137 career receptions and needs 13 more to become the 19th player in team history with 150 career catches. Has 1,036 career receiving yards and needs 464 more to become the 20th player in team history to reach the 1,500-yard receiving plateau.

Eight-Time Pro Bowler ('94-00, '02)

77

Willie

ROAF

Tackle • 6-5 • 320



Born: April 18, 1970
Pine Bluff, Arkansas

Louisiana Tech
Trade - New Orleans (2002)
NFL: 11 (2nd with Chiefs)
GP/GS: (147/147) Playoffs: (2/2)

Pro Career: Mammoth eight-time Pro Bowl offensive tackle joined the Chiefs on March 26th of 2002 in a trade with New Orleans ... The Chiefs received the services of one of the NFL's most dominant and most decorated tackles of the past decade in exchange for a third-round draft choice in 2003 ... Earned his eighth Pro Bowl invitation during his initial campaign with the Red and Gold in 2002 after registering seven Pro Bowl berths in nine stellar seasons with the Saints ... Started all 16 games at left tackle for the Chiefs a year ago, where he is revered as one of the most consistent pass protectors in the game today ... Is also a superb run-blocker, owning a sterling reputation among his peers as one of the finest all-around performers to ever play his position ... Received one of football's highest honors by being named to the 1990s All-Decade Team by the Pro Football Hall of Fame ... A truly imposing figure who is extremely agile for a man of his vast proportions ... Combines with eight-time Pro Bowl right guard Will Shields to give Kansas City a guard-tackle tandem with 16 combined Pro Bowl appearances ... Along with Shields and former Saints teammate K Morten Andersen, makes the Chiefs the only team in the league with three active players who each own seven or more Pro Bowl appearances ... Interestingly, both Roaf and Shields were products of the same '93 draft class ... Regained his Pro Bowl form a year ago after an MCL injury to his right knee cost him the final nine games of the 2001 campaign ... Prior to that malady, had missed just five contests over his initial eight NFL seasons ... Came to Kansas City after spending nine seasons with New Orleans, where he started all 131 games in which he played ... Also started two postseason contests during his tenure with the Saints ... Those 131 games played rank 17th on the Saints all-time service chart ... Had started 57 consecutive games from '93-96 before injuring his knee against San Francisco (11/3/96), snapping a streak of 3,392 straight offensive plays in which he had participated dating back to the first play of his rookie season in '93 ... After starting his NFL career as a right tackle he switched to the left tackle post during his second NFL campaign, where he went on to earn the first of his club-record seven Pro Bowl nominations in '94 ... Was the first offensive lineman taken in the '93 draft with the eighth pick, making him the second-highest pick ever used by New Orleans on an offensive lineman, trailing only T Jim Dombrowski who was selected sixth overall in '86 ... Originally entered the league as a first-round draft pick (eighth overall) by the Saints in the '93 NFL Draft.

Kansas City (2002): Started all 16 games at left tackle, earning his eighth Pro Bowl appearance ... Earned first-team All-Pro honors from *Sports Illustrated* and *Football Digest* ... Was also a second-team All-Pro pick by AP ... Was part of a Chiefs offense that led the NFL with a franchise-record 467 points and set a team record with 6,000 total yards.

New Orleans (1993-01): Started in 131 regular season games in nine seasons with New Orleans ... Recorded one fumble recovery and five tackles ... Started two postseason games.

2001: Started seven games at left tackle before being placed on the injured reserve list with a right knee injury ... Started the first five games of the season ... Was inactive at St. Louis (10/28) and vs. N.Y. Jets (11/4) with a right knee injury ... Returned to start contests at San Francisco (11/11) and vs. Indianapolis (11/18) ... Moved into 17th place on the Saints all-time service chart when he started his 131st game vs. Indianapolis (11/18), but left the game with a sprained right MCL ... Was subsequently placed on injured reserve on November 28th.

2000: Opened all 16 games at left tackle ... Earned his seventh straight Pro Bowl appearance as a starter, giving him the most Pro Bowl appearances in Saints history ... Was an All-Pro selection of *Sports Illustrated*, *Football Digest* and *USA Today*, an All-NFL selection of *Pro Football Weekly*, All-NFC selection of *Pro Football Weekly* and a second-team All-Pro selection by the AP and *College & Pro Football Newsweekly* ... Started two postseason contests including the franchise's first-ever playoff win, a 31-28 NFC Wild Card Playoff victory vs. St. Louis (12/30) ... Also started in a 34-16 loss at Minnesota (1/6/01) in an NFC Divisional Playoff game.

EXTRA POINTS

Roaf's mother, Andree, is a former member of the Arkansas Supreme Court and currently serves on the Arkansas Court of Appeals.

VETERANS

1999: Started all 16 games at left tackle and was named a Pro Bowl starter for the sixth consecutive year ... Was named to the *Pro Football Weekly* All-Pro team ... Helped pave the way for a rushing average of 105.6 yards per game, which was the first time since '93 that the club had averaged over 100 rushing yards per game ... Also had one fumble recovery ... Became just the 29th player in club history to reach the 100-game plateau when he started against vs. Tampa Bay (11/7).

1998: Started 15 games at left tackle ... Made his fifth consecutive trip to the Pro Bowl, all as a starter, making him the only player in Saints history to be named five consecutive years ... Named All-NFC by *Pro Football Weekly* and was a second-team All-Pro selection of *College & Pro Football Newsweekly* ... Was inactive at Carolina (11/1) after undergoing an arthroscopy of the knee ... Returned to the starting lineup for the next contest at Minnesota (11/8).

1997: Merited his fourth consecutive Pro Bowl as a starter after opening all 16 games, playing every snap at left tackle ... Became just the fourth player in New Orleans history to make four straight Pro Bowls ... Earned All-NFC honors from *Pro Football Weekly* ... Registered five tackles following turnovers.

1996: Made his third consecutive trip to the Pro Bowl after starting 13 games ... Earned All-NFL honors from *The Sporting News*, *Pro Football Weekly*, All-NFC honors from *Pro Football Weekly* and second-team All-Pro recognition from the AP ... Started each of the first nine games at LT before sustaining a partial MCL tear against San Francisco (11/3) ... Before the injury he had not missed an offensive snap in his NFL career; a streak of 3,392 straight offensive plays ... Was inactive vs. Houston (11/10), at Atlanta (11/17) and at Tampa Bay (11/24), breaking a streak of 57 straight starts.

1995: Started all 16 games at left tackle and participated in every offensive play ... Made his second consecutive trip to the Pro Bowl, becoming the first offensive lineman in team history to be voted more than once ... Was selected to virtually every All-Pro team including: Associated Press, PFWA, *The Sporting News*, *Pro Football Weekly* ... Also named an All-NFC selection by UPI and *Pro Football Weekly*, received the NFL Offensive Lineman of the Year award from the NFL Alumni Association and the NFC Offensive Lineman of the Year honor from the NFLPA.

1994: Made successful transition from right tackle to left tackle and started all 16 games at that position without missing an offensive snap for the second straight year ... Became just the fourth offensive lineman and first tackle in club history to be voted to the Pro Bowl ... Was a consensus first-team All-Pro choice, as well as the NFLPA's NFC Offensive Lineman of the Year.

1993: Started all 16 games at right tackle and did not miss an offensive snap ... Was one of only two linemen to open all 16 contests ... Became the first Saints rookie to start all 16 games since CB Robert Massey in '89, and the first Saints rookie offensive lineman to open every regular season game since G Brad Edelman started all nine in '82 ... Was voted to every all-rookie team.

College: Was a finalist for the Outland Trophy his senior season at Louisiana Tech, when he yielded just one sack in his only year at right tackle ... Named to most All-America teams after starting every game as a senior ... Was an All-Southern Independent choice as a junior when he started every game at left tackle ... Also opened every contest at left tackle during his sophomore campaign ... Played in the Hula Bowl and the East-West Shrine Game ... Majored in Sociology at Louisiana Tech.

Personal: Was an all-district choice in football, and was the power forward on the basketball team at Pine Bluff High School in Pine Bluff, Arkansas ... Ran for a TD on a tackle-eligible play in his senior year ... Father is a dentist in Pine Bluff and mother is a former member of the Arkansas State Supreme Court ... As a seventh-grader, worked as a page in the Arkansas State Capitol in Little Rock for President Bill Clinton, then-Governor of Arkansas ... In '98, purchased 40 season tickets to Saints games for at-risk youth in the New Orleans area, giving 200 local youth the opportunity to attend games ... Has made several appearances at the Derrick Thomas Academy in honor of Derrick ... Full name: William Layout Roaf ... Married, wife Michelle ... The Roafs reside in Overland Park, Kansas.

Games Played/Games Started: 1993 NO (16/16), 1994 NO (16/16), 1995 NO (16/16), 1996 NO (13/13), 1997 NO (16/16), 1998 NO (15/15), 1999 NO (16/16), 2000 NO (16/16), 2001 NO (7/7), 2002 KC (16/16) — 147/147 **Playoffs:** 2000 NO (2/2) — 2/2.

Additional Stats: Had one fumble recovery in '99 and five tackles in '97.

2003 PRO BOWLERS



Five Chiefs represented Kansas City in the 2003 AFC-NFC Pro Bowl in Honolulu, Hawaii. (Left to right) T Willie Roaf made his eighth Pro Bowl appearance, his first as a member of the Chiefs. TE Tony Gonzalez earned his fourth consecutive Pro Bowl berth, while RB Priest Holmes made the trip for a second straight year. WR Dante Hall became the first Kansas City player to represent the AFC as a kick returner since J.T. Smith following the '80 season. Venerable G Will Shields appeared in his eighth straight Pro Bowl, the second-longest such streak in team history.

13

Kirk

ROGERS

Wide Receiver • 5-11 • 186



Born: August 22, 1978
Olney, Texas

Hardin-Simmons
Free Agent (2003)
NFL: 1 (1st with Chiefs)
GP/GS: (0/0) Playoffs: (0/0)

Pro Career: Speedy wide receiver looking to make his mark in his second training camp with Kansas City in 2003 ... Spent the final two weeks of the 2002 campaign on the Chiefs practice squad ... Former NCAA Division III player continuing his adjustment to the NFL ... Worked with the Berlin Thunder of NFL Europe this spring ... Went to camp with the club last season, but was released on August 27th ... Added to the Chiefs practice squad on December 17th where he spent the remainder of the season ... Originally entered the NFL as a rookie free agent with Kansas City in 2002.

NFL Europe (2003): Played in 10 games (eight starts) for the Berlin Thunder ... Caught 28 passes for 304 yards (10.9 avg.), ranking second on the squad in receiving yardage and third in receptions.

College: Saw action in 40 games (28 starts) at NCAA Division III Hardin-Simmons University in Abilene, Texas ... Collected 199 receptions for 4,117 yards (21.0 avg.) with 50 TDs ... Established school and conference records for career TDs (51), TD receptions (50), receiving yards (4,117) and points (312) ... Also punted 28 times for 1,044 yards and rushed three times for 59 yards ... Pulled down 49 passes for 975 yards (19.9 avg.) with 15 TDs as a senior ... Was a first-team All-America Southwest selection and a third-team All-America choice ... Registered 71 catches for 1,371 yards (19.3 avg.) with 15 scores as a junior to earn all-conference honors and honorable mention All-America accolades ... Finished his sophomore campaign with 67 receptions for 1,528 yards (37.6 avg.), hauling in a school-record 18 TDs, while adding a rushing touchdown ... Was a second-team all-conference selection and third-team All-America pick ... Had 12 receptions for 243 yards (20.3 avg.) with two TDs as a freshman ... Majored in Physical Education at Hardin-Simmons.

Personal: Was an all-state selection at Olney High School in Olney, Texas ... Full name: Jason Kirk Rogers ... Single ... Resides in Abilene, Texas.

EXTRA POINTS

Rogers is one of three NCAA Division III players currently on the Chiefs roster, joining LB Mike Maslowski and DE R-Kal Truluck.

VETERANS


Eight-Time Pro Bowler ('95-02)

68

Will

SHIELDS

Guard • 6-3 • 315



Born: September 15, 1971
Fort Riley, Kansas

Nebraska
Draft (No. 3 - 1993)
NFL: 11 (11th with Chiefs)
GP/GS: (160/159) Playoffs: (6/6)

Pro Career: Eight-time Pro Bowl right guard is arguably the finest player at his position in the league today and is regarded by many as the NFL's finest offensive lineman, period ... Enters his 11th season in a Kansas City uniform, making him the longest-tenured player on the Chiefs roster ... Has been with Kansas City since joining the club as a third-round draft choice in '93, giving him two more years of experience than his closest competitor, FB Tony Richardson, who signed on in '95 ... Mild-mannered performer speaks volumes with his consistently high level of play ... Is an asset to the club both on the field and in the Kansas City community ... An instinctive performer who can out-smart,

out-maneuver, or simply overpower opponents and is endowed with innate ability to decipher the best means of attacking each particular adversary . . . Is equally effective in the trenches or the open field and is particularly adept as a lead blocker on plays which require a pulling guard . . . Pairs with eight-time Pro Bowl T Willie Roaf to give Kansas City a guard-tackle tandem with a combined 16 Pro Bowl appearances, the highest total of any active duo in the league . . . Combines with Roaf and K Morten Andersen (seven Pro Bowls) to make the Chiefs the only team in the NFL with a trio of players boasting seven or more Pro Bowl nods this season . . . Remarkably durable performer has not missed a single contest in his 10 previous campaigns, playing in 160 straight games, the fifth-longest streak in team history . . . Is rapidly closing in on K Jan Stenerud's franchise-record of 186 consecutive games played and is poised to bypass Pro Football Hall of Famers DT Buck Buchanan (166) and LB Bobby Bell (168) to move into third in that category this season . . . Truly gifted performer has made his name at right guard, but has seen action in three games at tackle for the club, including a start at left tackle vs. Carolina (12/10/00) . . . Made his first NFL appearance at Tampa Bay (9/5/93), a game which also marked QB Joe Montana's initial game in a Kansas City uniform . . . Owns the third-longest active starting streak in the NFL, trailing only Green Bay QB Brett Favre (173) and Oakland WR Tim Brown (162) . . . His string of 159 consecutive starts dates back to the second contest of his rookie season in '93 and is the longest string of starts in team history since the club began tracking that stat in '68 . . . His 159 total starts are tied with QB Len Dawson as the third-highest total in team history since '68. He needs six more to pass C Tim Grunhard (165) for second and 13 more to overtake C Jack Rudnay (171) for first . . . Has been a mainstay in the Kansas City lineup since his initial NFL start at Houston (9/12/93) . . . Owns eight consecutive Pro Bowl berths following the '95-02 seasons, giving him the longest active streak of any Chiefs player . . . Those eight Pro Bowl nods are also the most ever by a Kansas City offensive lineman . . . Joins Chiefs Hall of Famer Ed Budde as the only other guard in team history to merit a Pro Bowl invitation . . . In 2001, matched Budde's seven overall AFL All-Star and Pro Bowl berths ('64, '67-72) . . . With his eighth straight Pro Bowl nod a year ago, joined some very prestigious Chiefs company . . . Became just the sixth player in team annals with eight or more Pro Bowl appearances, joining Bell and Chiefs Hall of Famers, the late LB Derrick Thomas and Jim Tyrer, who share the franchise record with nine. Would also become only the sixth player in Chiefs history with eight or more AFL All-Star or Pro Bowl berths. Bell, Thomas and T Jim Tyrer hold the record with nine while Buchanan and LB Willie Lanier also had eight. Of that fivesome, all five are in the Chiefs Hall of Fame, while Bell, Buchanan and Lanier are also enshrined in the Pro Football Hall . . . Was a member of the Chiefs "40 Years in Kansas City 40-Man Squad" in 2002 and joined Thomas as the only other active player to be named to the Chiefs 40th Anniversary Team in '99 . . . Despite his highly-decorated status, is a true team player who puts the good of the whole ahead of his own personal gain . . . Humble performer has spoken volumes on the field with his consistently high level of performance . . . Is also one of the team's most active players in the Kansas City community, participating in numerous charitable projects and was named *Pro Football Weekly's* "Humanitarian of the Year" in '99 . . . Considered one of the most valuable performers on the Kansas City roster . . . Has been a major factor in helping RB Priest Holmes become the first back in franchise history to post back-to-back 1,000-yard rushing campaigns in 2001-02 . . . Was also a key reason the Chiefs ranked third in the league in rushing from '95-99 with a 125.4 yards-per-game average over that five-year span . . . The lone remaining active member of the group largely responsible for those helping the Chiefs amass those gaudy ground numbers. For eight seasons was the junior member of the offensive line "Law Firm" which was referred to in the Arrowhead locker room as the single entity of Szott, Grunhard and Shields. That interior line triumvirate is widely regarded as one of the finest in the illustrious history of the franchise . . . Was Kansas City's first pick in the '93 NFL Draft, going in the third round (74th overall) . . . Arguably the steal of that year's annual selection meeting after being the 11th offensive lineman chosen.

2002: Started all 16 games at right guard . . . Was selected to his eighth consecutive Pro Bowl, the longest streak by an offensive player in franchise history . . . Earned first-team All-Pro honors from the Associated Press and *Football Digest* . . . Was also an All-Pro pick of *The Sporting News* and was an All-NFL and All-AFC selection of *Pro Football Weekly* . . . Part of a Kansas City offense that led the league in scoring with team-record 467 points and set another franchise mark with 6,000 yards of total offense . . . Started his 145th consecutive game vs. Jacksonville (9/15) to bypass Emmitt Thomas (144) for the longest streak in Chiefs annals since '68 . . . Started his 159th game at Oakland (12/28) to tie Len Dawson for the third-highest total of career starts in team history.

2001: Started all 16 games at right guard . . . Was selected to the Pro Bowl for the seventh straight season . . . Was named second-team All-NFL by the *College and Pro Football Newsweekly* . . . Pushed his streak of consecutive games played to 144 and his starting streak to 143 contests . . . A key member of the offensive line that helped RB Priest Holmes win the NFL rushing title with 1,555 yards.

EXTRA POINTS

Green Bay QB Brett Favre (173) and Oakland WR Tim Brown (162) are the only two active NFL players entering the 2003 season with longer starting streaks than Shields (159).

2000: Captained the Chiefs offense along with Tim Grunhard ... Opened 15 games at right guard and one game at left tackle ... Was selected to play in his sixth straight Pro Bowl ... Filled in at left tackle when starter John Tait left the game with an injury at New England (12/4). It was his second career action at tackle. He filled in at right tackle at Cleveland (9/24/95) when injuries sidelined John Alt and Jeff Criswell ... Made his 125th consecutive start and his first NFL start at left tackle vs. Carolina (12/10) in place of Tait ... Returned to his starting spot at right guard vs. Denver (12/17) ... Kansas City tied a franchise record by not permitting a sack in those three consecutive contests vs. the Patriots, Panthers and Broncos with Shields seeing substantial action at left tackle in two of those games.

1999: Started all 16 games at right guard and was named to the Pro Bowl for the fifth consecutive year ... Was a first-team All-Pro selection of *The Sporting News* ... A major contributor to the Chiefs ground game which ranked fourth in the NFL, averaging 130.1 yards per game ... Part of an offensive line that allowed just 26.0 sacks, the fourth-lowest total in the league ... Captained the offense vs. Denver (9/19), vs. Detroit (9/26) and at San Diego (10/3) ... Made his 100th consecutive start at right guard vs. New England (10/10) ... Captained the offense along with Dave Szott at Tampa Bay (11/14).

1998: Started 16 games at right guard, earning Pro Bowl honors for a fourth straight year ... Got his first career reception in the third quarter of the monsoon game vs. Seattle (10/4), hauling in a Rich Gannon pass that was batted back at the line of scrimmage for a four-yard gain.

1997: Started all 16 regular season games and earned a third straight Pro Bowl appearance ... Received first-team All-NFL honors from *College and Pro Football Newsweekly* and second-team recognition from *Football Digest* ... Was a first-team All-AFC pick of *Football News* ... Part of a Kansas City offensive line which helped the Chiefs roll up 135.7 rushing yards per game to rank fourth in the AFC and fifth in the NFL, marking the third straight season the club was among the league's top five rushing offenses ... Started in the playoffs vs. Denver (1/4/98), his sixth postseason appearance.

1996: Opened all 16 games at right guard ... Earned his second straight berth in the Pro Bowl, his first as a starter ... Became the first Kansas City guard to appear in back-to-back AFC-NFC Pro Bowls since Ed Budde in '71 and '72 ... Was a first-team All-AFC selection of both UPI and *Pro Football Weekly* ... Helped the Chiefs average 125.6 rushing yards per game, the league's fourth-best total.

1995: Made his first Pro Bowl appearance and was named first-team All-NFL by *USA Today* and *Sports Illustrated* ... Started all 16 regular season contests at right guard, in addition to the club's playoff tilt ... A pivotal part of a Chiefs offensive line which cleared a path for the NFL's top rushing offense, marking the first time in franchise history that Kansas City had ever led the league in that category ... That same offensive line was also proficient in protecting the passer, allowing an AFC-low 21.0 sacks ... Opened at right guard at Cleveland (9/24), but injuries to starting tackles John Alt and Jeff Criswell forced him to step in at the right tackle spot despite never previously taking a snap at that position.

1994: Started all 16 regular season games, plus one playoff contest at right guard ... Was a key reason the Chiefs permitted just 19.0 sacks, the fewest in Kansas City history and the third-fewest in the NFL in '94.

1993: Played in all 16 games (15 starts) at right guard as a rookie ... Also started three playoff contests ... His 18 combined starts were the most ever by a Chiefs rookie ... Named to almost every all-rookie squad, including *Pro Football Weekly*, *Football News* and *Football Digest* ... Earned the club's Mack Lee Hill Award, the team's most prestigious rookie honor ... Saw his first pro action at right guard when Dave Szott, the team's starting left guard, suffered a knee injury in the season opener at Tampa Bay (9/5) and starting right guard Danny Villa took Szott's spot ... The following week at Houston (9/12), Villa moved to left guard and Shields began his starting streak at right guard.

College: Was a rare three-time All-Big Eight choice ... Became the second Outland Trophy winner to ever play for the Chiefs (Bobby Bell, '62) ... Was also a finalist for the Lombardi Trophy in '92 ... Was a first team All-America selection of the AP, *Football News*, Walter Camp and Kodak and a consensus All-Big Eight choice as a senior ... Was a second-team All-America pick by the AP, as well as a first-team All-Big Eight choice as a junior ... The first Husker lineman since C Dave Rimington ('80) to earn conference first-team honors as a sophomore ... Became the first player from the state of Oklahoma to play for the Huskers ... Owns a Communications degree from Nebraska.

Personal: Was an all-state choice at Lawton High School in Lawton, Oklahoma ... Selected state Lineman of the Year by the *Daily Oklahoman* ... Lettered three years as an offensive guard and defensive tackle ... Was also a member of the track squad ... Established the "Will to Succeed Foundation," which has developed a number of innovative programs and has benefited more than 78,000 individuals since the foundations' inception in '93. A complete listing of all Shields' charitable efforts are on the foundation's website at willtosucceed.org. Several major components of the "Will to Succeed Foundation" include: Serving as a spokesman and on the Board of Directors for the Marillac Center for Children which benefits children with emotional and behavioral disorders; "Operation Breakthrough" which helps meet the needs of disadvantaged children served by St. Vincent's Family Center; "Team Esteem," a program for inner-city youths which rewards academic and personal

improvement with trips to cultural events and Chiefs games ... Currently serving as the Chiefs United Way spokesperson in 2003 ... Is also a board member for the Kansas City Stop Violence Coalition ... Conducts annual youth football camps in his hometown of Lawton, Oklahoma, as well as locations in Iowa and New Jersey ... Part of the "School is Cool Jam" conducted at the University of Nebraska which brought over 17,000 students together for the purpose of mentoring, motivating and stressing the importance of education ... An active participant in the KC Reads program and the Storytelling Celebration which both promote reading to Kansas City area youths ... Chaired "United We Read," a metro-wide literary project in 2002 ... Was named the NFL's Extra Effort Award winner for October of 2002 for his charitable work ... Elected into the Mid-America Education Hall of Fame for his work with his "Will to Succeed Foundation" and promoting academic excellence ... Named the 2001 NFL Good Guy of the Year by *The Sporting News* ... Received the inaugural "Arthur S. Arkush Humanitarian of the Year Award" presented by *Pro Football Weekly* in '99 which recognizes "an NFL player whose contributions to the community and charitable causes are both outstanding and hands-on" ... Was named one of the "99 Good Guys in Sports" by *The Sporting News* in 2000 and 2002 ... Was the 2000 NFL recipient of "The Citizenship Through Sports Award" which is presented by the Citizenship Through Sports Alliance which annually recognizes athletes from all sports for "outstanding citizenship, sportsmanship, ethical conduct and community service" ... Has provided color commentary for Metro Sports coverage of local high school football games ... Full name: Will Herthie Shields ... Married, wife Senia, one daughter, Sanayika (11), and two sons, Shavon (10) and Solomon (6) ... The Shields family resides in Overland Park, Kansas.

Games Played/Games Started: 1993 (16/15), 1994 (16/16), 1995 (16/16), 1996 (16/16), 1997 (16/16), 1998 (16/16), 1999 (16/16), 2000 (16/16), 2001 (16/16), 2002 (16/16) — 160/159. **Playoffs:** 1993 (3/3), 1994 (1/1), 1995 (1/1), 1997 (1/1) — 6/6.

Additional Stats: Had one reception for four yards vs. Seattle (10/4/98).

STREAKS AND MILESTONES: Has started 159 consecutive games dating back to a contest at Houston (9/12/93), the longest streak in team history since '68. Owns the third-longest starting streak among active NFL players behind Brett Favre (173) and Tim Brown (162). His 159 total starts are tied with Len Dawson as the third-highest total in team history since '68. He needs six more to pass Tim Grunhard (165) for second and 13 more to overtake Jack Rudnay (171) for first. Has appeared in 160 straight games, giving him the fifth-longest streak in team annals. Needs seven more games to bypass Buck Buchanan (166) for fourth and nine more games to overtake Bobby Bell (168) for third. Needs to play in 10 more games to move into 11th in team history in career games played, moving past Grunhard and Derrick Thomas (169).

CHIEFS RECORD BOOK	
MOST GAMES STARTED CAREER	
1.	171 Jack Rudnay 1970-82
2.	164 Tim Grunhard 1990-00
3.	159 Len Dawson 1962-75
	Will Shields 1993-02
5.	157 Derrick Thomas 1989-99
	* Stat kept since 1968

CHIEFS RECORD BOOK	
MOST PRO BOWL/ ALL-STAR SEASONS	
1.	9 Bobby Bell 1964-72 Derrick Thomas 1989-97 Jim Tyrer 1962-66, '68-71
4.	8 Buck Buchanan 1964-71 Willie Lanier 1968-75 Will Shields 1995-02

CHIEFS RECORD BOOK	
MOST CONS. GAMES PLAYED	
1.	186 Jan Stenerud 1967-79
2.	180 Jim Tyrer 1961-73
3.	168 Bobby Bell 1963-74
4.	166 Buck Buchanan 1963-74
5.	160 Will Shields 1993-02

NFL RECORD BOOK	
ACTIVE STARTING STREAKS	
1.	173 Brett Favre, GB 1992-02
2.	162 Tim Brown, OAK 1992-02
3.	159 Will Shields, KC 1993-02
4.	139 Kevin Mawae, NYJ 1994-02

CHIEFS RECORD BOOK	
MOST CONSECUTIVE GAMES STARTED	
1.	159 Will Shields Sept. 12, 1993 - Dec. 28, 2002
2.	144 Emmitt Thomas Sept. 28, 1968 - Oct. 15, 1978
3.	134 Jim Lynch Sept. 9, 1968 - Nov. 6, 1977
4.	120 Tim Grunhard Sept. 5, 1993 - Oct. 29, 2000
5.	112 Jim Kearney Sept. 9, 1968 - Dec. 16, 1975
	* Stat kept since 1968

90

Ryan

SIMS

Defensive Tackle • 6-4 • 315



Born: May 4, 1980

Spartanburg, South Carolina

North Carolina

Draft (No. 1 - 2002)

NFL: 2 (2nd with Chiefs)

GP/GS: (6/2) Playoffs: (0/0)

Pro Career: First-round draftee of the Chiefs in 2002 looking to get back on the field after a dislocated left elbow cost him the final 10 games of his rookie campaign ... Now fully healthy, will attempt to display the skills which led Kansas City to select him with the sixth overall pick in last year's draft ... Played in just six games a year ago, suffering that season-ending elbow injury in only his second pro start at San Diego (10/13/02) ... Works at defensive tackle, where he is expected to resume his starting role ... Is entering his initial training camp with Kansas City in 2003 after missing all of camp due to a contract holdout last season ... Did not sign with the club until August 28th a year ago, but after undergoing a rigorous conditioning program and a crash course in Kansas City's defense, was ready to take the field for Opening Day ... Was beginning to show glimpses of his vast promise as a potentially-dominating defensive tackle before being placed on injured reserve on October 16th of last season ... Possesses the size, strength and agility to excel as both a run stuffer and a pass rusher ... Owns six games of NFL experience with two starts, recording 14 tackles (six solo), three QB pressures and one pass defended ... Was the highest Kansas City draft choice since the Chiefs selected the late LB Derrick Thomas with the fourth overall selection in the '89 NFL Draft ... Originally entered the NFL as the Chiefs first round selection (sixth overall) in the 2002 Draft ... His selection provided some draft day hijinx when the Chiefs moved up two spots with Dallas to select him. Kansas City made the trade, but Minnesota was actually on the clock since Dallas had not officially notified the NFL of the trade before time had expired on the pick. In the end, Kansas City was able to select the player it truly courted in the draft ... Kansas City obtained the Cowboys first-round choice (sixth overall - used on Sims) in exchange for the Chiefs first-round selection (eighth overall - used on S Roy Williams) and third-round pick (75th overall - used on CB Derek Ross) in 2002, as well as Kansas City's sixth-round pick in 2003 (186th overall - used on WR Zuriel Smith).

EXTRA POINTS

Sims' father, Ronnie, played pro baseball in the Boston Red Sox farm system. Sims had the baseball diamond at his high school alma mater renamed in his father's honor.

2002: Saw action in six games (two starts) at DT before suffering a dislocated left elbow injury ... Accounted for 14 tackles (six solo), including two stops for a loss, a pass defended and three QB pressures ... Recorded four tackles, including one for loss in his first NFL game at Cleveland (9/8) ... Totaled two tackles vs. Jacksonville (9/15) ... Accounted for two tackles and two QB pressures at New England (9/22) ... Registered two tackles, a pass defended and a QB pressure vs. Miami (9/29) ... Recorded four tackles with one for a loss in his first career NFL start at the N.Y. Jets (10/6) ... Suffered a dislocated left elbow on the club's first defensive series and did not return at San Diego (10/13) ... Was placed on injured reserve on October 16th with that injury.

College: A three-year starter who appeared in 43 games (33 starts) at North Carolina ... Finished his college career with 167 tackles (83 solo), 14.0 sacks (-87.0 yards), 28.0 tackles for loss, 11 passes defended, 40 QB pressures and a fumble recovery ... Former college teammate of the second overall pick in the 2002 NFL Draft, DE Julius Peppers, who was tabbed by Carolina ... A first-team All-Atlantic Coast Conference choice and a second-team All-America selection as a senior when he recorded 51 tackles (23 solo) and four passes defended ... Led the squad with 20 QB pressures, ranked second on the team with 5.0 sacks (30.0 yards) and was third with 8.0 tackles for loss ... Started all 11 games as a junior, registering 52 tackles (26 solo), 6.0 sacks (-36.0 yards), 9.0 stops for loss, 11 quarterback pressures, three passes defended and his only career fumble recovery ... Opened all 11 games as a sophomore, recording 33 tackles (19 solo), a sack (-7.0 yards) and 6.0 stops behind the line ... Also had four QB pressures and two passes defended ... Appeared in all 11 games as a reserve defensive tackle and was one of only four true freshmen to play for the Tar Heels ... Worked under former Chiefs assistant coach John Bunting, who currently serves as head coach for the Tar Heels. Bunting was a member of Dick Vermeil's Super Bowl XV squad in Philadelphia and served as defensive coordinator with Vermeil in St. Louis. He also won two USFL titles as player for Carl Peterson's Baltimore/Philadelphia Stars ... Majored in Communications at North Carolina.

VETERANS

Personal: A first-team all-state, all-region and all-area selection at Paul M. Dorman High School in Spartanburg, South Carolina ... Named the top defensive lineman in the state by the *Greenville News* ... Team captain and defensive Most Valuable Player for the South Carolina squad in the Shrine Bowl ... Had 61 tackles, including 15.0 tackles for loss, 8.0 sacks, two pass breakups and one caused fumble as a senior ... Threw the shot put and the discus for the track team ... Finished second in the region in the shot ... Was part of the 2002 Chiefs Rookie Club, a group which made monthly visits to charitable organizations as an introduction to community service ... Attended the Boys & Girls Club as a child and serves as a volunteer at the Boys & Girls Clubs of Greater Kansas City ... Full name: Ryan O'Neal Sims ... Single ... Resides in Overland Park, Kansas.



SIMS' NFL STATISTICS



Year	Team	G-S	TACKLES			FUMBLES		SACKS	INTS	PASSES	QB
			Solos	Asst.	Total	Rec.	For.				
2002	Kansas City	6-2	6	8	14	0	0	0.0/0.0	0/0	1	3
Totals		6-2	6	8	14	0	0	0.0/0.0	0/0	1	3

SINGLE GAME CAREER HIGHS

Tackles: 4 at Cleveland (9/8/02)
at N.Y. Jets (10/6/02)

Passes Defensed: 1 vs. Miami (9/29/02)
QB Pressures: 2 at New England (9/22/02)

70

Marcus
SPEARS

Tackle • 6-4 • 320

NW Louisiana State

Free Agent (1997)

Born: September 28, 1971

NFL: 10 (7th with Chiefs)

Baton Rouge, Louisiana

GP/GS: (73/18) Playoffs: (0/0)



VETERANS

Pro Career: Extremely versatile and valuable offensive lineman entering his 10th season in the NFL and his seventh with the Chiefs in 2003 ... Owns 11 starts at right tackle for Kansas City, five starts at left guard and has opened a pair of games at left tackle since joining the club in '97 ... Is also a reliable special teams performer for the squad and frequently serves as a tackle eligible in short-yardage and goal-line situations ... Expected to once again serve as the club's third tackle behind eight-time Pro Bowl left tackle Willie Roaf and John Tait, who will be entering his second year as the starter at right tackle ... Can step into the starting lineup at a moment's notice at any of the club's guard or tackle positions ... Owns the talent and the footwork precision necessary to excel at tackle and possesses the physical strength and agility to play inside ... Worked as the club's top reserve at tackle a year ago after enjoying his finest NFL campaign in 2001 when he opened all 16 games ... Started the first five games of the season at left guard before moving to right tackle for the final 11 games ... Originally acquired by Kansas City as a free agent on September 17th of '97 ... Has played in 73 regular season NFL contests with 18 starts, including 64 contests and all 18 starts with the Chiefs ... Owns one kickoff return for 11 yards ... Picked up by Kansas City in '97 after being released by the Packers in training camp prior to the start of the '97 regular season ... Spent three seasons with Chicago ('94-96), seeing action in nine games for that squad ... Originally entered the NFL as a second-round draft pick (39th overall) of Chicago in '94.

EXTRA POINTS

Spears began his NFL career as second-round draft choice of the Chicago Bears in '94 despite playing just one year of football in high school.

Kansas City (1997-02): Has seen action in 64 contests (18 starts) with the Chiefs ... Owns 11 starts at right tackle, five starts at left guard and has opened two games at left tackle.

2002: Saw duty on the placement protection unit in nine games and took snaps on offense in five games ... Was inactive for six contests ... Saw reserve duty at LT behind Willie Roaf at Cleveland (9/8) ... Was inactive vs. Jacksonville (9/15), at New England (9/22), vs. Miami (9/29) and at the N.Y. Jets (10/6) ... Saw action as a tackle eligible and on the placement protection team at San Diego (10/13) ... Was inactive vs. Denver (10/20) and vs. Oakland (10/27) ... Saw action on the placement

protection team at San Francisco (11/10), vs. Buffalo (11/17) and at Seattle (11/24) ... Saw duty at LT behind Roaf and on the placement protection team vs. Arizona (12/1) and at St. Louis (12/8) ... Played on the placement protection team at Denver (12/15) and vs. San Diego (12/22) ... Was active, but did not play at Oakland (12/28).

2001: Started all 16 games for the first time in his career ... Opened 11 games at right tackle and five games at left guard ... Part of a Chiefs offensive line that helped RB Priest Holmes lead the league with 1,555 rushing yards ... Started at left guard for the first time in his career vs. Oakland (9/9) ... Opened the next four games at left guard before starting right tackle Victor Riley suffered a broken right fibula vs. Pittsburgh (10/14) ... Started at right tackle for the first time in his NFL tenure in place of an injured Riley at Arizona (10/21) ... Opened the final 10 games of the year at right tackle.

2000: Played on special teams in the season's first 13 games and took snaps on offense in eight contests ... Saw action as a tackle eligible in short-yardage situations and on special teams at Tennessee (9/10), vs. San Diego (9/17), at Denver (9/24) and vs. Seattle (10/2) ... Saw action on special teams vs. Oakland (10/15) ... Saw action as a tackle-eligible in short-yardage situations and on special teams vs. St. Louis (10/22), returning his first career kickoff for 11 yards. Also had a chance to get his first pro reception in that game, but a pass intended for him fell incomplete in the end zone ... Saw action as a tackle-eligible in short-yardage situations and on special teams at Oakland (11/5) ... Saw action on special teams and on offense as a tackle-eligible in short-yardage situations at San Francisco (11/12) and took snaps at right guard when Donald Willis switched to center for the injured Tim Grunhard before he later returned to the game ... Saw action on special teams and as a tackle eligible vs. Buffalo (11/19) ... Saw action on special teams at New England (12/4) before leaving the game in the first half with a forearm injury ... Was inactive vs. Carolina (12/10) due to that forearm injury and was subsequently placed on injured reserve on December 15th.

1999: Played in 10 games, including action at left tackle in five contests (two starts) ... Was inactive for six games ... Saw duty at left tackle at San Diego (10/3) when injuries to T Glenn Parker and C Tim Grunhard forced the Chiefs to shuffle their offensive line ... Made his first NFL start at left tackle vs. New England (10/10), replacing an injured Parker ... Started at left tackle at Baltimore (10/21), replacing an injured Parker ... Was inactive at Indianapolis (11/7), at Tampa Bay (11/14) and vs. Seattle (11/21) ... Saw reserve duty on the offensive line in goal-line situations at Oakland (11/28) ... Was inactive at Denver (12/5) ... Saw duty as a tackle eligible vs. Pittsburgh (12/18) ... Was inactive at Seattle (12/26) and vs. Oakland (1/2/00).

1998: Saw reserve duty on the offensive line and on special teams in the season's first 12 contests ... Worked primarily as a tackle eligible in short-yardage sets on offense ... Saw action at left tackle in place of Jeff Criswell vs. San Diego (9/20), at Philadelphia (9/27), at New England (10/11) and vs. the N.Y. Jets (11/1) ... Also subbed for Criswell at left tackle vs. Denver (11/16) ... Was inactive with a broken right hand at Denver (12/6) and was placed on injured reserve on December 9th.

1997: Inked by the Chiefs on September 17th ... Was active for five games, seeing duty in four of those contests ... First action in a Chiefs uniform came at right tackle in a reserve role at St. Louis (10/26) ... Saw reserve duty at left tackle in place of an injured Jeff Criswell at Jacksonville (11/9) ... Also saw reserve action vs. Denver (11/16) and at Seattle (11/23) ... Was inactive for the club's final four regular season games and the playoffs.

Chicago (1994-96): Spent three seasons with Chicago, playing in nine games before being released by the Bears on February 14th of '97.

1996: Was active for 14 contests, seeing reserve duty in nine of those games ... Did not play in the team's first two contests vs. Dallas (9/2) and at Washington (9/8) ... First NFL regular season action came vs. Minnesota (9/15) ... Saw reserve duty in the next eight contests ... Was inactive at Green Bay (12/1) and vs. St. Louis (12/8).

World League (1996): Was the starting left guard for the World League's Amsterdam Admirals.

1995: Moved to guard after spending the '94 campaign working at tackle ... Did not see game action ... Was active but did not play in five contests and was inactive for the club's final 11 games.

1994: Was inactive for all 16 games.

College: A three-year starter at NW Louisiana State from '91-93 ... Was a unanimous first team All-America selection as a senior and was a two-time All-Southland Conference selection ... Was the first NCAA Division I-AA player to earn All-America honors from the Football Writers Association since Jerry Rice in '85 ... A first-team Kodak All-America pick as a senior ... Did not give up a sack in his final two collegiate seasons ... Majored in Biology at NW Louisiana State.

Personal: Played just one year of prep football at Bel Aire High School in Scotlandville, Louisiana ... Established the "Marcus Spears Still I Rise Foundation" in 2000 which benefits the Children's Place, a treatment facility for abused and neglected children and their families. The foundation sponsors an annual food and toy distribution which benefits more than 1,000 families ... Has provided color commentary for Metro Sports coverage of local high school football games ... Full name: Marcus DeWayne Spears ... Married, wife Vondershell, with three sons, Marcus II (8), Joshua (6) and Tory (3) ... The Spears' reside in Lee's Summit, Missouri.

Games Played/Games Started: 1994 CHI (0/0), 1995 CHI (0/0), 1996 CHI (9/0), 1997 KC (4/0), 1998 KC (12/0), 1999 KC (10/2), 2000 KC (13/0), 2001 KC (16/16), 2002 KC (9/0) — 73/18.

Additional Stats: Returned a kickoff 11 yards vs. St. Louis (10/22/00).

55

Gary
STILLS
Linebacker • 6-2 • 244



Born: July 11, 1974
Trenton, New Jersey

West Virginia
Draft (No. 3a - 1999)
NFL: 5 (5th with Chiefs)
GP/GS: (40/1) Playoffs: (0/0)

Pro Career: Ferocious fifth-year special teams phenom who continues to play a larger role on defense each season ... Set a Chiefs single-season record with 34 special teams tackles in 2002 when he captained the club's specialty units ... Expected to be one of the club's leaders in the kicking game once again in 2003 after leading the team in special teams tackles each of the past two seasons ... Is continuing to find his NFL niche on defense as a defensive end ... Has worked as both an outside linebacker and as a rush end in his previous four seasons with Kansas City ... Also spent time working at linebacker for the Frankfurt Galaxy of NFL Europe in 2001 ... Possesses blazing quickness off the edge on defense and has an uncanny knack for always finding the ball on special teams ... Has just begun to tap his potential as both a pass rusher and all-around defensive performer ... Plays the game with an extremely high intensity level and is an explosive hitter

... Despite playing on virtually every speciality unit in 2002, was still able to see action on defense in all 16 games for the first time in his career ... Recorded career highs with 31 tackles (17 solo) and 2.0 sacks (-5.0 yards) from his defensive end post last season ... Has seen action in 40 regular season games (one start), taking snaps on defense in 21 of those games ... Owns 32 tackles (18 solo), 2.0 sacks (-5.0 yards), two fumble recoveries and six QB pressures during his first four pro seasons ... Has amassed all of his 69 special teams stops over the past three seasons ... Tabbed by the Chiefs with the first of their two selections (75th overall) in the third round of the '99 NFL Draft after entering the draft as a junior.

EXTRA POINTS
Stills set a Chiefs single-season record with 34 special teams tackles in 2002, breaking the previous record of 28 set by LB Ken Jolly in '84.

2002: Saw action in 16 games (one start) as a reserve DE and on special teams ... Was named the squad's 2002 special teams captain ... Produced a career-high 31 defensive stops (17 solo), including five behind the line with 2.0 QB sacks (-5.0 yards), one fumble recovery and three QB pressures ... Set a franchise record with a career-high 34 special teams tackles (25 solo) and a forced fumble on special teams ... Recorded three tackles and three special teams stops vs. Jacksonville (9/15) ... Made his first NFL start at left DE at New England (9/22) ... Amassed three special teams tackles and two QB pressures vs. Miami (9/29) ... Registered a career-high four tackles and his first career NFL sack of Chad Pennington at the N.Y. Jets (10/6) ... Recorded four special teams stops and forced a WR Tamarick Vanover fumble on a punt return at San Diego (10/13) ... Tied a career best with four tackles and two special teams takedowns at San Francisco (11/10) ... Tallied three tackles on defense at Seattle (11/24) ... Registered three special teams tackles vs. Arizona (12/1) ... Totaled three tackles, a sack of WR Ricky Proehl and one special teams stop vs. St. Louis (12/8) ... Collected one defensive stop and two special teams tackles at Denver (12/15) ... Recorded two tackles with one for a loss and recovered a WR Reche Caldwell fumble with 43 seconds remaining to clinch a 24-22 win vs. San Diego (12/22). Piled up a career-high five special teams tackles to pass LB Ken Jolly (28 in '84) for the highest seasonal special teams tackle total in Chiefs history.

2001: Saw action on special teams in 10 games and on defense in two games ... Was inactive for six games with a groin injury ... Had one tackle on defense, plus a team-high 18 special teams tackles and a fumble recovery on special teams ... Saw special teams duty vs. Oakland (9/9), vs. the N.Y. Giants (9/23), at Washington (9/30) and at Denver (10/7) ... Saw his first action of the season on defense as a rush end vs. Pittsburgh (10/14) ... Was inactive at Arizona (10/21), vs. Indianapolis (10/25), at San Diego (11/4), at the N.Y. Jets (11/11), vs. Seattle (11/25) and vs. Philadelphia (11/29) due to a groin injury suffered vs. Pittsburgh (10/14) ... Returned to action on special teams at Oakland (12/9) ... Recorded three special teams takedowns vs. Denver (12/16), as well as his first NFL tackle on defense ... Had three special teams tackles at Jacksonville (12/30) and recovered a WR Micah Ross fumble on a kickoff return ... Made three special teams stops at Seattle (1/6/02).

NFL Europe (2001): Started seven of 10 games for the Frankfurt Galaxy ... Tied for the lead in the NFL Europe and led the Galaxy with 9.5 sacks, earning All-NFL Europe honors ... Also led the Galaxy with 54 tackles (41 solo) ... Added three passes defended, one forced fumble and two tackles on special teams ... Was named NFL Europe Defensive Player of the Week vs. Barcelona (6/23) after collecting seven tackles, 3.5 sacks and a forced fumble.

VETERANS

2000: Played in 12 games on special teams and in three games on defense (two at DE, one at LB) ... Was second on the club with 17 special teams stops, adding two QB pressures and a fumble recovery ... Was inactive vs. Indianapolis (9/3) ... Had a special teams tackle at Tennessee (9/10) ... Contributed two QB pressures and two special team tackles vs. San Diego (9/17) ... Saw reserve duty at DE in pass rush situations and on special teams at Denver (9/24), recovering a QB Gus Frerotte fumble forced by S Greg Wesley in Kansas City's 23-22 comeback win ... Saw action on special teams and as a reserve DE vs. Seattle (10/2), recording a season-high four special teams tackles ... Was inactive vs. Oakland (10/15), vs. St. Louis (10/22) and at Seattle (10/29) ... Saw action on special teams at Oakland (11/5) ... Made one stop on kickoff coverage at San Francisco (11/12) ... Saw action on special teams vs. Buffalo (11/19) ... Racked up two special teams stops at San Diego (11/26) ... Had a special teams tackle at New England (12/4) ... Produced two special teams stops vs. Carolina (12/10) and vs. Denver (12/17) ... Had one special teams tackle at Atlanta (12/24).

1999: Saw duty on special teams in two games, but did not record any stats ... Was inactive for 14 games ... Played on special teams vs. San Diego (10/31) and at Oakland (11/28).

College: A two-year starter at rush linebacker for West Virginia, seeing duty in 30 career games (17 starts) in three collegiate seasons ... Concluded his collegiate career with 159 tackles (109 solo), 26.0 sacks (-148.0 yards), a fumble recovery and four forced fumbles ... His 26.0 career sacks ranked second in school history behind only Canute Curtis who posted 34.5 from '93-96 ... Also had 18.0 tackles for loss (-75 yards), 24 QB pressures and eight passes defended ... Started eight games and was a first-team All-Big East selection as a junior ... Ranked fourth in the conference with 10.0 sacks (-58.0 yards) and was credited with a pair of forced fumbles and four passes defended ... Fractured his left kneecap in the Ohio State game ... Invited to the East-West Shrine Game and the Senior Bowl ... Played in 11 games (nine starts) and received first-team All-Big East accolades as a sophomore ... Ranked second in the Big East with a career-best 12.0 sacks (-71.0 yards), adding 67 tackles (46 solo), a fumble recovery, a forced fumble, three passes defended and 12 QB pressures ... Tied Steve Hathaway's Mountaineers record with 4.0 sacks of current N.Y. Jets QB Chad Pennington in his first start at rush linebacker vs. Marshall ... Saw action in 11 games as a redshirt freshman, racking up 34 tackles (25 solo), 4.0 sacks (-19.0 yards), a forced fumble and five QB pressures ... Did not play football as a true freshman in '95 ... Majored in Sports Management at West Virginia.

Personal: Attended Valley Forge Military Academy in Valley Forge, Pennsylvania ... Registered 162 tackles with 7.5 sacks as a senior in '94 ... Produced a whopping 22 tackles in a single game during his senior campaign ... Rated the fifth-best linebacker prospect in the East by *Blue Chip Illustrated* ... Established the "Gary Stills Youth Foundation" in 2002 to provide programs and services to the inner-city youth and their families in his hometown of Trenton, New Jersey ... Full name: Gary Stills ... Single ... Resides in Kansas City, Missouri.

VETERANS



STILLS' NFL STATISTICS



Year	Team	G-S	TACKLES			FUMBLES		SACKS No./Yds.	INTS No./Yds.	PASSES Defended	QB Pressures
			Solos	Asst.	Total	Rec.	For.				
1999	Kansas City	2-0	0	0	0	0	0	0.0/0.0	0/0	0	0
2000	Kansas City	12-0	0	0	0	1	0	0.0/0.0	0/0	0	2
2001	Kansas City	10-0	1	0	1	0	0	0.0/0.0	0/0	0	1
2002	Kansas City	16-1	17	14	31	1	0	2.0/5.0	0/0	0	3
Totals		40-1	18	14	32	2	0	2.0/5.0	0/0	0	6

Additional Stats: Has 69 special teams tackles - 17 in 2000, 18 in 2001 and 34 in 2002. Had a fumble recovery on a kickoff return at Jacksonville (12/30/01). Had a forced fumble on a punt return at San Diego (10/13/02).

SINGLE GAME CAREER HIGHS

Tackles: 4 at N.Y. Jets (10/6/02)
at San Francisco (11/10/02)

Sacks: 1.0 at N.Y. Jets (10/6/02)
vs. St. Louis (12/8/02)

Fumble Recoveries: 1 at Denver (9/24/00)
vs. San Diego (12/22/02)

QB Pressures: 2 vs. San Diego (9/17/00)
Sp. Teams Tackles: 5 vs. San Diego
(12/22/02)



CHIEFS RECORD BOOK MOST SPECIAL TEAMS TACKLES, SEASON



1.	34	Gary Stills	2002
2.	28	Ken Jolly	1984
3.	27	Albert Lewis	1983
		Todd McNair	1990
		Bennie Thompson	1992
		Greg Manuskay	1999



AFC WEST DIVISION PLAY, 1995-02



Team	Record	Pct.
1. Denver	40-22	.645
2. Kansas City	38-24	.613
3. Oakland	30-32	.484
4. San Diego	21-41	.339

76

John TAIT

Tackle • 6-6 • 323



Born: January 26, 1975
Phoenix, Arizona

Brigham Young
Draft (No. 1 - 1999)
NFL: 5 (5th with Chiefs)
GP/GS: (59/50) Playoffs: (0/0)

Pro Career: Powerful offensive tackle entering his fifth season with the Chiefs and his second as the club's starting right tackle ... Selfless performer made the move from left tackle to right tackle last year to accommodate eight-time Pro Bowl left tackle Willie Roaf, who was acquired via a trade with New Orleans on March 26th of 2002 ... After opening 34 contests at left tackle from '99-01, shifted to right tackle, where he started all 16 contests a year ago ... Durable performer owns a string of 34 consecutive starts dating back to 2000 and has opened 50 of his last 51 regular season contests ... Entered the starting lineup at left tackle late in his rookie campaign before taking over those duties on a full-time basis in 2000 ... Possesses the prototypical size, strength and agility to play either tackle position ... Mild-mannered off the field, shows a nasty side once he crosses the stripe onto the playing surface ... Is not only an explosive drive blocker in the running game, but is also adept as a pass protector ... A dedicated technician who has continued to make strides after entering the NFL as the first offensive lineman selected in the '99 NFL Draft with the Chiefs 14th overall selection ... After moving to the right side of the Kansas City offensive front, has unquestionably picked up some finer points of the game playing next to eight-time Pro Bowl right guard Will Shields ... Pairs with Roaf to give the club an imposing pair of first-round bookends on the line ... Has also benefited from the tutelage of Roaf, one of the NFL's finest offensive tackles to enter the league over the past decade ... Despite missing all of training camp and the preseason in '99 due to a contract holdout, made rapid progress upon joining the club on September 9th of that year ... Played in 12 games with three starts as a rookie, seeing action at left tackle and also working as a wedge man on the club's kickoff return unit ... Continued that progress in 2000 when he started all 15 contests he played in ... Opened all 16 games at left tackle in 2001 before moving to right tackle a year ago ... In total, has seen action in 59 games for the Chiefs with 50 starts ... Was the club's first draft choice from Brigham Young since tabbing center Orrin Olsen in the eighth round of the '76 draft ... Originally entered the NFL as a first-round selection (14th overall) of Kansas City in the '99 NFL Draft.

EXTRA POINTS

Tait is an avid supporter of the arts and hosts an annual fundraiser for his foundation entitled "Big Chiefs, Big Art, Big Night," in which he and his teammates create paintings that are auctioned off.

2002: Made the switch to right tackle where he started all 16 games ... Part of an offensive front that helped the club average an NFL-high 29.2 points per game ... Also helped pave the way for RB Priest Holmes, who established a Chiefs single-season record with 1,615 rushing yards ... Started his first career game at RT at Cleveland (9/8). Was part of one of the most improbable finishes in team history in that contest, hauling in a lateral from QB Trent Green with no time remaining on the clock on what appeared to be the game's final play. Proceeded to rumble for 28 rushing yards to the Browns 25-yard line on his first NFL carry. Cleveland LB Dwayne Rudd was penalized for Unsportsmanlike Conduct after removing his helmet on the play, setting the stage for K Morten Andersen's 30-yard game-winning FG in a 40-39 victory.

2001: Started 16 games at left tackle for the first time in his career ... Opened holes for RB Priest Holmes who became just the second Chiefs player to win the NFL rushing title with a franchise-record 1,555 yards ... Started his 18th consecutive game at left tackle in the season finale at Seattle (1/6/02).

2000: Started 15 games at left tackle ... Left the game in the fourth quarter with a knee injury and did not return at New England (12/4) and was inactive vs. Carolina (12/10) ... Returned to the starting lineup vs. Denver (12/17) ... Was part of a team-record effort when the Chiefs did not permit a sack in those three consecutive contests vs. the Patriots, Panthers and Broncos.

1999: Saw duty in 12 games with three starts ... Played at left tackle and as a tackle eligible in goal line sets ... Saw duty on the kickoff return unit in the season's final five contests ... Began the regular season on the NFL Roster Exemption list for the season's opening two contests at Chicago (9/12) and vs. Denver (9/19) after signing with the club on September 9th ... Made his NFL debut vs. New England (10/10) when he lined up as a tackle eligible in the club's goal line offense ... Made his first NFL start at left tackle, replacing an injured Glenn Parker at Oakland (11/28) ... Also started at left tackle for Parker vs. Pittsburgh (12/18) and at Seattle (12/26) ... Played but did not start vs. Oakland (1/2/00).

VETERANS

College: Started all 37 games he saw duty in during his three-year college career at BYU ... An All-America pick his final season, also earned first-team All-Western Athletic Conference honors as both a junior and a senior ... Was eligible for a fifth year of college action after redshirting as a true freshman in '93, but had already completed his degree and declared for the draft ... Served as a captain for the BYU offense and started all 13 games at left tackle in his final season in '98 ... Earned first-team All-America honors from *Football News* that year and was named National Offensive Lineman of the Year by *The Sports Network* ... Was a first-team All-WAC choice, as well ... Started nine games at left tackle as a sophomore, missing two contests due to injury ... Started all 15 games at left tackle as a freshman in '96 ... A freshman All-America selection of *The Sporting News* ... Helped lead the club to a 19-15 win over Kansas State in the Cotton Bowl ... Did not play football from '94-95 ... Served on an LDS church mission to Tennessee ... Redshirted as a freshman in '93 ... Majored in Communications at BYU.

Personal: Lettered three times in football and twice in track and field at McClintock High School in Tempe, Arizona ... Was an all-state, all-region and all-city selection in football as both a junior and senior ... Established "The John Tait Foundation" in 2001, which promotes a healthy start in children's lives through research, health care, healthy life choices by youth and access to the arts ... Was named a "Top 100" Good Guy by *The Sporting News* for his off-the-field efforts in 2002 ... Annually sends 76 children with cancer to Camp Quality through his "76 for 76" program ... Provides funds to expand art programs for disadvantaged youth at Accessible Arts and the Kemper Museum of Contemporary Art ... Serves as a spokesperson for the Children's Museum of Kansas City and the Heart of America Boy Scouts ... Worked with students to design KidsKards, a benefit for the Children's Museum of Kansas City ... Served as the 2002 Honorary Chairman for the annual Children's Spot auction, benefiting challenged children ... Coordinates the efforts of the club's offensive linemen in the team's "First Downs For Down Syndrome" effort, which annually raises \$200,000 ... Full name: John Bernard Tait ... Married, wife Jenava ... The Tait's reside in Overland Park, Kansas.

Games Played/Games Started: 1999 (12/3), 2000 (15/15), 2001 (16/16), 2002 (16/16) — 59/50.

STREAKS AND MILESTONES: Has started 34 consecutive games dating back to a contest vs. Denver (12/17/00).

Additional Stats: Had one rushing attempt for 28 yards at Cleveland (9/8/02).

79

Jared
TOMICH
Defensive End • 6-5 • 272



Nebraska
Free Agent (2003)
NFL: 5 (1st with Chiefs)
GP/GS: (57/18) Playoffs: (0/0)

Born: April 24, 1974
St. John, Indiana

Pro Career: Veteran defensive end who signed with Kansas City on February 12th of 2003 ... Makes his first trip to River Falls with the Chiefs this year after spending portions of the last two seasons with the Packers ... Expected to compete for a reserve role on the defensive line for the club and should also see time on special teams ... Former college walk-on at Nebraska is regarded as an intense competitor who typically plays with all-out effort on every snap ... Comes to the Chiefs after previous pro stops with Green Bay (2001-02) and New Orleans ('97-00) ... Owns 57 games (18 starts) of NFL experience, making 56 tackles (45 solo), 10.0 sacks (-50.0 yards), two fumble recoveries, five forced fumbles, three passes defensed, three special teams stops and a fumble recovery on special teams ... Attended training camp with Green Bay in 2002, but was released on September 1st ... Rejoined the Packers on November 7th before being released again on November 19th ... Originally joined Green Bay as a free agent on January 2nd of 2002, but was inactive for the club's final regular season game and two postseason contests ... Signed with Arizona on July 28th of 2001 and went to camp with the Cardinals before being let go on August 27th ... Originally entered the NFL as a second-round draft choice (39th overall) of New Orleans in the '97 NFL Draft.

Green Bay (2001-02): Played in two games, recording one tackle and a forced fumble ... Was inactive for two playoffs games.

EXTRA POINTS
Tomich is a Harley-Davidson motorcycle enthusiast and owns a pair of "Hogs" — a '78 FLH and a '97 Heritage.

VETERANS

2002: Saw action in two games after rejoining the club as a free agent on November 7th ... Produced one tackle and a forced fumble ... Had one tackle and a forced fumble at Minnesota (11/17) ... Was waived on November 19th.

2001: Signed with Green Bay on January 2nd of 2002 ... Was inactive for the Packers final regular season game at the N.Y. Giants (1/6/02) and the club's two playoff games.

New Orleans (1997-00): Played in 55 games (18 starts) for New Orleans, recording 55 tackles (44 solo) and 10.0 sacks (-50.0 yards) ... Added three passes defended, four forced fumbles and two fumble recoveries ... Also had three tackles and a fumble recovery on special teams ... Was inactive for both of his playoff games with the Saints.

2000: Saw action in 15 games, making one tackle on defense and one special teams stop ... Was inactive vs. St. Louis (12/24) ... Was also inactive for the Saints two playoff games vs. St. Louis (12/30) and at Minnesota (1/6/01).

1999: Played in eight games (six starts), recording 16 tackles (11 solo), 3.0 sacks (-16.0 yards), two forced fumbles and a pass defended ... Was inactive vs. Carolina (9/12) with a calf injury ... Posted a sack of Tim Couch vs. Cleveland (10/31) ... Registered four tackles, a sack of Trent Dilfer and forced a career-high two fumbles vs. Tampa Bay (11/7) ... Tied a career high with five tackles and sacked Steve Stenstrom before leaving the game with an ankle injury vs. San Francisco (11/14) ... Was inactive at Jacksonville (11/21), at St. Louis (11/28), at Atlanta (12/5) and vs. St. Louis (12/12) with that ankle injury ... Was placed on injured reserve on December 23rd.

1998: Saw duty in all 16 games with 11 starts ... Posted 26 tackles (21 solo), 6.0 sacks (-27.0 yards), two forced fumbles, one fumble recovery and a pass defended ... Registered a sack of Steve Young vs. San Francisco (10/11) ... Produced a sack of Chris Chandler at Atlanta (10/18) ... Had four tackles and a sack of Steve Beuerlein at Carolina (11/1) ... Tallied four solo stops, a career-high 2.0 sacks of Tony Banks and a forced fumble vs. St. Louis (11/15) ... Recorded a sack and strip of QB Steve Young that he recovered at San Francisco (11/22).

1997: Played in all 16 games (one start), registering 12 tackles (11 solo), a sack (-7.0 yards), one pass defended, one fumble recovery and two special teams stops ... Collected two special teams tackles and recovered a fumble vs. Carolina (10/19) ... Made first career start at left defensive end, recording two tackles vs. Arizona (11/23) ... Posted a career-high five solo tackles and a sack of Chris Chandler at Atlanta (11/23).

College: A three-year letterman and two-year starter at Nebraska, recording 91 tackles, 26.0 stops for loss, 16.0 sacks, seven forced fumbles and three fumble recoveries ... Earned All-America honors and was a finalist for both the Lombardi Award and Bronko Nagurski Defensive Player of the Year Award as a senior ... Was also first-team All-Big 12 and received a spot on the College Football Association's "Good Works Team" ... Started at right end as a senior, posting 51 tackles (16 solo), 5.0 sacks, 10.0 tackles for loss, 23 QB pressures and four forced fumbles ... Graduated from Nebraska with a degree in Communications Studies.

Personal: Earned all-state honors at defensive end as a senior and was a two-year letterman at Lake Central High School in St. John, Indiana ... Enjoys collecting, fixing and restoring Harley Davidson motorcycles ... Is a Harley Davidson motorcycle enthusiast and interviewed with company in the spring of '98 ... Has been studying to work with A.G. Edwards company and wishes to become a stock broker after his playing career ends ... Was a strength and conditioning intern at East De Pere High School in East De Pere, Wisconsin in the spring of 2002 ... Full name: Jared James Tomich (pronounced TOM-itch) ... Married, wife Lisa ... The couple resides in Schererville, Indiana.



TOMICH'S NFL STATISTICS



Year	Team	G-S	TACKLES			FUMBLES		SACKS No./Yds.	PASS Def.	SP. TEAM Tackles
			Solos	Asst.	Total	Rec.	For.			
1997	New Orleans	16-1	11	1	12	1	0	1.0/7.0	1	2
1998	New Orleans	16-11	21	5	26	1	2	6.0/27.0	1	0
1999	New Orleans	8-6	11	5	16	0	2	3.0/16.0	1	0
2000	New Orleans	15-0	1	0	1	0	0	0.0/0.0	0	1
2001	Green Bay	0-0	0	0	0	0	0	0.0/0.0	0	0
2002	Green Bay	2-0	1	0	1	0	1	0.0/0.0	0	0
Totals		57-18	45	11	56	2	5	10.0/50.0	3	3

Additional Stats: Recovered a fumble on special teams vs. Carolina (10/19/97).

SINGLE GAME CAREER HIGHS

Tackles: 5 at Atlanta (11/23/97)
vs. San Francisco (11/14/99)

Fumble Recoveries: 1, two times, last
at San Francisco (11/22/98)

Sacks: 2.0 vs. St. Louis (11/15/98)

Forced Fumbles: 2 vs. Tampa Bay (11/7/99)

91

R-Kal

TRULUCK

Defensive End • 6-4 • 255



Born: September 30, 1974
Brooklyn, New York

SUNY Cortland
Free Agent (2002)
NFL: 2 (2nd with Chiefs)
GP/GS: (6/0) **Playoffs:** (0/0)

Pro Career: Exceptionally quick pass-rush specialist seeking to secure a spot on Kansas City's 53-man roster after playing in the Chiefs final six contests of 2002 ... Makes up for a lack of size with substantial speed coming off the edge ... Will attempt to develop his all-around game in his second training camp with the club in an effort to become an every-down player ... Is still relatively raw and benefited greatly from his work in the club's off-season program ... Former Arena League and Canadian Football League performer finally landed an NFL roster spot last year after a pair of training camp stints with the Redskins in '97 and 2001 ... Initially inked with the Chiefs on August 6th of 2002, but was released on September 1st and was added to the practice squad a day later ... Added to the 53-man roster on November 20th where he spent the final six weeks of the season ... In six games of NFL action, has recorded 12 tackles (six solo), a half of a sack (-3.5 yards) and one QB pressure ... Came to the Chiefs after being named the Arena Football League's Defensive Lineman of the Year with the Detroit Fury in 2002 ... Appeared in 26 games during his two seasons (2001-02) with the Fury, producing 51 tackles (42 solo), 17.5 sacks, 17 QB pressures, six forced fumbles, a fumble recovery and a pass defended ... Added two receptions for 10 yards with a TD ... Owns one game of playoff experience in the Arena Football League, recording six tackles and a 12-yard reception for a TD ... Racked up 35 games of CFL experience with Saskatchewan ('98-00), producing 106 tackles (101 solo), 7.0 stops behind the line (-24.0 yards), 11.0 QB sacks (-57.0 yards), five fumble recoveries, two forced fumbles and two passes defended ... Had a brief tenure with St. Louis, signing with the Rams on April 16th of 2001, but was released on April 26th ... Signed by Detroit of the Arena League that same day ... Inked with Washington on August 26th of 2001 before being released on September 2nd ... Signed with the Saskatchewan Roughriders of the CFL in May of '98 ... Attended training camp with Washington in '97, but was waived on August 20th ... Originally entered the NFL as a rookie free agent with the Redskins in '97.

EXTRA POINTS

Truluck's full name - "R-Kal K-Quan Truluck" - translates to "Ruler of the Lake" in Swahili.

Kansas City (2002): Played in six games, making 12 tackles (six solo), one stop behind the line, half a sack (-3.5 yards) and one QB pressure ... Was on the practice squad the first 11 weeks of the season before being promoted to the 53-man roster on November 20th ... Saw his first career NFL action at Seattle (11/24), making three tackles ... Produced two tackles vs. St. Louis (12/8) ... Registered a career-high five tackles and a half of a sack of Drew Brees vs. San Diego (12/22) ... Collected two tackles at Oakland (12/28).

Arena Football League (2001-02): Appeared in 26 games as an offensive and defensive lineman for the Detroit Fury ... Had 51 tackles (42 solo), 17.5 sacks, 10.0 tackles for loss, 17 QB hurries, six forced fumbles and a fumble recovery ... Caught two passes for 10 yards with a TD ... Played in one playoff game, collecting six tackles and catching a 10-yard touchdown pass.

2002: Played in 12 games on both the offensive and defensive line ... Led the Arena League with 9.0 sacks (-66.0 yards) to earn Arena League Defensive Lineman of the Year honors ... Produced 33 tackles (29 solo), 10.0 tackles for loss, eight QB pressures, two forced fumbles, a fumble recovery and a pass defended ... Also added a catch for minus two yards on offense.

2001: Saw action in 12 games as an offensive and defensive lineman for Detroit ... Ranked second in the Arena League with 8.5 sacks in his initial season ... Amassed 18 tackles (13 solo), four forced fumbles and nine QB pressures ... Also caught a pass for 12 yards ... Made six tackles and caught a 10-yard TD pass in the playoffs ... Named the league's Rookie of the Year.

Canadian Football League (1998-00): Saw duty in 35 games for Saskatchewan ... Collected 106 tackles (101 solo), 11.0 sacks (-57.0 yards), 7.0 tackles for loss, five fumble recoveries, two forced fumbles and two passes defended.

2000: Played in 17 games, tallying 40 tackles, 4.0 tackles for loss, a sack (-5.0 yards), two fumble recoveries, two forced fumbles and a pass defended.

1999: Appeared in 18 games ... Had 53 tackles (52 solo), 2.0 tackles for loss, 7.0 QB takedowns, two fumble recoveries and a pass defended.

VETERANS

1998: Saw action in three games ... Recorded 13 tackles (nine solo), a tackle for loss, 3.0 sacks (-15.0 yards) and a fumble recovery ... Produced 3.0 sacks vs. the Toronto Argonauts in his first CFL game to earn RCA Lineman-of-the-Week honors.

College: Played in 35 games (27 starts) at SUNY Cortland, recording 238 tackles (121 solo), 18.0 sacks, seven passes defended, two fumble recoveries and two forced fumbles ... Collected 64 tackles, 8.0 sacks, 3.0 tackles for loss and four blocked kicks as a senior ... Earned second-team All-East honors ... Named an ECAC Upstate New York All-Star and his team's MVP ... Started 10 games at outside linebacker as a junior, collecting 105 tackles, 5.0 sacks, 5.0 tackles for loss and two blocked kicks ... Was a second-team Division III All-America selection and was named an ECAC Upstate New York All-Star ... Appeared in 10 games (seven starts) at defensive end during his sophomore campaign ... Recorded 64 tackles, 7.0 tackles for loss, 5.0 sacks and two blocked kicks ... Did not play football in '93 ... Played in five games in '92 ... Earned a college degree in Health Sciences at SUNY Cortland.

Personal: A prep star at Spring Valley High School in Rockland County, New York ... Full name: R-Kal K-Quan Truluck (pronounced TRUE-luck) ... Single ... Resides in Kansas City, Missouri.



TRULUCK'S NFL STATISTICS



Year	Team	G-S	TACKLES			FUMBLES		SACKS	INTS	PASSES	QB
			Solos	Asst.	Total	Rec.	For.	No./Yds.	No./Yds.	Defensed	Pressures
2002	Kansas City	6-0	6	6	12	0	0	0.5/3.5	0/0	0	1
Totals		6-0	6	6	12	0	0	0.5/3.5	0/0	0	1

SINGLE GAME CAREER HIGHS

Tackles: 5 vs. San Diego (12/22/02)

44

Eric
WARFIELD

Cornerback • 6-0 • 200

Nebraska

Draft (No. 7a - 1998)

NFL: 6 (6th with Chiefs)

GP/GS: (73/36) Playoffs: (0/0)



Born: March 3, 1976
Vicksburg, Mississippi

Pro Career: Supremely talented cornerback enters his sixth season with the Chiefs in 2003 and his third season as a full-time starter ... After opening four games in his initial three NFL campaigns, enters this year owning a streak of 32 straight starts ... Opened every game at left corner in 2002 after starting at the right CB post in 2001 ... Has shown flashes of brilliance throughout his career, but has registered consistent numbers each of the past two seasons ... Collected four INTs apiece each of the past two years ... Registered a career-high 77 tackles in 2001 and followed that up with 72 stops a year ago when he led the squad with a career-best 15 passes defended ... Possesses the physical tools and the technique to compete on a consistent basis with the NFL's top wide receivers ... Owns excellent recovery speed and a remarkable vertical leap, giving him the ability to bat down balls and come up with big plays in key situations ... Is also capable of pulling off the big play, registering his first pro score for a 51-yard TD vs. Oakland (9/9/01) and making a huge fourth-quarter INT in a 17-16 win vs. Buffalo (11/17/02) ... Owns eight INTs over the past two campaigns, which ties S Greg Wesley for the best mark on the team over that span, while his 26 passes defended over that span are second to no other Chiefs defender ... Has made tremendous strides since joining the club as a seventh-round draft choice in '98 ... After appearing in just two games on defense and playing primarily on special teams as a rookie in '98, burst upon the scene as the Chiefs nickel corner in all 16 games in '99 and started one contest at left corner ... Appeared in 13 contests with three starts in 2000, but was hampered by a back injury for a good portion of the season before staking his claim to a full-time starting role in 2001 ... Owns 73 games of regular season NFL experience with 36 starts ... Has tallied 11 INTs for 91 yards with a 51-yard TD, in addition to 195 tackles (156 solo), 39 passes defended, two forced fumbles, a fumble recovery and a QB pressure ...

EXTRA POINTS

Warfield and Denver Pro Bowl WR Rod Smith are the only active NFL players who went to high school in Texarkana, Arkansas.

Has been a key special teams performer, owning 31 tackles, a forced fumble and a 20-yard blocked FG return on special teams in the pros after producing three blocked kicks during his collegiate career ... Made the jump to cornerback after playing safety at the University of Nebraska ... Joined the Chiefs as the club's first of two selections in the seventh round (216th overall) of the '98 NFL Draft.

2002: Started 16 games at left CB ... Collected 72 tackles (62 solo), a team-high 15 passes defended and a fumble recovery ... His four INTs (30 yards) were second on the team ... Also had one special teams tackle ... Talled two passes defended vs. Jacksonville (9/15) ... Toted six tackles, a pass defended and an INT (five yards) off QB Jay Fiedler vs. Miami (9/29) ... Registered six tackles and a pass defended at the N.Y. Jets (10/6) ... Recovered his first career fumble off WR Curtis Conway and returned an interception off Drew Brees for five yards at San Diego (10/13) ... Amassed two passes defended vs. Denver (10/20) ... Registered seven tackles and returned a blocked K Sebastian Janikowski 44-yard FG attempt for 20 yards vs. Oakland (10/27) ... Made four tackles, one pass defended and intercepted a Jeff Garcia pass (one yard) at the three-yard line at the end of the first half at San Francisco (11/10) ... Tied a career high with three passes defended and returned a Drew Bledsoe interception 19 yards to halt a drive with 4:14 left in the fourth quarter of a 17-16 win vs. Buffalo (11/17) ... Talled five tackles, two passes defended and one special teams stop vs. Arizona (12/1) ... Made five tackles at Denver (12/15) ... Collected three tackles and two passes defended vs. San Diego (12/22) ... Racked up nine tackles at Oakland (12/28).

2001: Opened all 16 games for the first time in his career, starting every game at right cornerback ... Produced a career-high 77 tackles (59 solo) ... Led the team with a career-high four INTs (61 yards), including a 51-yard TD return ... Tied with Ray Crockett for the team lead with 11 passes defended and forced a pair of fumbles ... Recorded 10 tackles and forced a fumble on special teams, as well ... Made a career-high 11 tackles (eight solo) vs. Oakland (9/9) and returned a Rich Gannon INT 51 yards for his first NFL TD ... Intercepted a Kerry Collins pass (0 yards) vs. the N.Y. Giants (9/23) to go along with eight tackles ... Forced a FB Joel Makovicka fumble on defense and a WR MarTay Jenkins fumble on a kickoff return at Arizona (10/21) to go along with five tackles ... Collected eight tackles vs. Indianapolis (10/25) ... Recorded five tackles and intercepted a Vinny Testaverde pass (0 yards) at the N.Y. Jets (11/11) ... Had two passes defended vs. Philadelphia (11/29) ... Had a pair of special teams stops at Oakland (12/9) ... Amassed seven tackles and two passes defended, while forcing a FB Tony Carter fumble vs. Denver (12/16) ... Talled seven tackles and two special teams takedowns vs. San Diego (12/23) ... Collected two special teams stops at Jacksonville (12/30) ... Returned a Trent Dilfer INT eight yards at Seattle (1/6/02).

2000: Played in 13 games with three starts at left CB, collecting 22 tackles (19 solo) and a pass defended ... Had four special teams tackles, as well ... Started vs. Indianapolis (9/3), collecting a season-high eight tackles ... Opened at Tennessee (9/10), registering three tackles ... Had one pass defended vs. San Diego (9/17) ... Saw action as the nickel CB at Denver (9/24) ... Served as the nickel CB vs. Seattle (10/2), recording three solo stops ... Was inactive due to a back injury vs. Oakland (10/15), vs. St. Louis (10/22) and at Seattle (10/29) ... Saw action as the dime CB and on special teams at Oakland (11/5) and at San Francisco (11/12) ... Recorded two special teams stops vs. Buffalo (11/19) ... Started at left CB at San Diego (11/26), making five tackles ... Saw action on special teams vs. Carolina (12/10) ... Collected one solo tackle as the dime CB vs. Denver (12/17).

1999: Saw duty at CB in 16 games (one start), tallying 30 tackles (20 solo), three INTs, 12 passes defended and a QB pressure ... Also saw action on special teams in every game, producing 10 tackles ... Produced his first NFL interception off Bubby Brister vs. Denver (9/19) ... Recorded a career-high three passes defended at San Diego (10/3) ... Talled four tackles vs. New England (10/10) ... Collected two passes defended at Baltimore (10/21) ... Had an INT of Jon Kitna vs. Seattle (11/21) ... Recorded two special teams tackles at Oakland (11/28) ... Registered four tackles and a pass defended at Denver (12/5) ... Replaced an injured James Hasty for his first NFL start at CB vs. Pittsburgh (12/18), recording an INT off Mike Tomczak to go along with three tackles, two passes defended and two special teams stops ... Talled a season-high six tackles vs. Oakland (1/2/00).

1998: Appeared on special teams in 12 games and had six tackles ... Saw action in two games as a cornerback, but did not record any stats ... First pro duty came on special teams vs. Oakland (9/6) ... Recorded a special teams tackle at Jacksonville (9/13) ... Inactive vs. San Diego (9/20) ... Played on special teams at Philadelphia (9/27) ... Listed as inactive vs. Seattle (10/4) ... Appeared on special teams at New England (10/11) ... Had a special teams stop vs. Pittsburgh (10/26) ... Saw time on special teams vs. the N.Y. Jets (11/1), at Seattle (11/8) and vs. Denver (11/16) ... First action as an NFL cornerback came in the club's dime package at San Diego (11/22) ... Inactive vs. Arizona (11/29) ... Produced a career-high two special teams tackles at Denver (12/6) ... Inactive vs. Dallas (12/13) ... Appeared on special teams and as a reserve CB at the N.Y. Giants (12/20).

College: A three-year letterwinner as a safety for Nebraska ... Saw duty in 35 regular season contests, finishing his career with 107 tackles (48 solo), to go along with five INTs (27 yards), a forced fumble, nine passes defended and three blocked punts ... Part of Nebraska's National Championship squad in '95 ... Also played in the club's '96 and '97 bowl berths ... Played in all 12 regular season games (11 starts) as a senior in '97 ... A third-team All-Big 12 selection ... Recorded 52 tackles (23 solos) with two INTs ... Saw special teams duty and reserve action at free safety in all 12 contests as a junior ... Racked up 39 tackles (18 solos), had three INTs, a forced fumble and three passes defended ... Also had three blocked kicks ... Played in 11 contests on special teams

and earned a scholarship as a sophomore ... Also saw reserve action on defense, finishing the year with 16 tackles (seven solos) and two pass deflections ... Enrolled at Nebraska in January of '95 and did not play football in '94 ... Majored in Sociology at Nebraska.

Personal: First player from the state of Arkansas to earn a football scholarship for the Cornhuskers since those records began being kept in '71 ... Prepped at Arkansas High School in Texarkana, Arkansas, the same city where his mother currently runs a foster home ... Hosts an annual football camp in his hometown along with fellow Texarkana native, WR Rod Smith (Denver) ... Works closely with the Love Fund for Children. Invites foster children to Arrowhead each month for a pizza party, locker room tour and a chance to meet Coach Vermeil ... Also took a group of children to dinner and the opening night of "Harry Potter and the Chamber of Secrets" in 2002 ... Attends the annual "Jolly Jingle Jams Kids Party" at the Sunflower House, a child abuse prevention center ... Full name: Eric Andrew Warfield ... Single ... Resides in Leawood, Kansas.



WARFIELD'S NFL STATISTICS



Year	Team	G-S	INTERCEPTIONS				TACKLES		FUMBLES		PASSES SP. TEAM	
			No.	Yds.	LG	TD	Solos	Asst.Total	Rec.	For.	Defensed	Tackles
1998	Kansas City	12-0	0	0	--	0	0	0	0	0	0	6
1999	Kansas City	16-1	3	0	0	0	16	8	24	0	0	12
2000	Kansas City	13-3	0	0	--	0	19	3	22	0	0	1
2001	Kansas City	16-16	4	61	51	1	59	18	77	0	2	11
2002	Kansas City	16-16	4	30	19	0	62	10	72	1	0	15
Totals		73-36	11	91	51	1	156	39	195	1	2	39

Additional Stats: Had one quarterback pressure in '99. Returned an INT 51 yards for a TD vs. Oakland (9/9/01). Forced a fumble on special teams at Arizona (10/21/01). Returned a blocked FG attempt 20 yards vs. Oakland (10/27/02).

SINGLE GAME CAREER HIGHS

Tackles: 11 (eight solo) vs. Indianapolis (9/3/00)

Fumble Recoveries: 1 at San Diego (10/13/02)

Interceptions: 1, 11 times, last vs. Buffalo (11/17/02)

Forced Fumbles: 1 at Arizona (10/21/01) vs. Denver (12/16/01)

Passes Defensed: 3 at San Diego (10/3/99) vs. Buffalo (11/17/02)

Sp. Teams Tackles: 2, seven times, last at Oakland (12/9/01)

VETERANS

54

Brian WATERS

Guard • 6-3 • 318

North Texas

Free Agent (2000)

Born: February 18, 1977

NFL: 4 (4th with Chiefs)

Waxahachie, Texas

GP/GS: (38/24) Playoffs: (0/0)



Pro Career: Powerful offensive lineman entering his fourth season with the Chiefs in 2003 ... Has firmly entrenched himself as the club's starting left guard, a spot where he has started 23 straight games ... Is arguably one of the strongest players on the Chiefs roster, possessing tremendous lower-body power ... Was originally envisioned to be Tim Grunhard's replacement at center before the club inked Casey Wiegmann in 2001 ... Actually started the 2001 opener in place of an injured Wiegmann before moving into his current role at guard midway through that campaign ... Worked exclusively on special teams during his debut with the club in 2000, but quickly assumed a larger role in his second season with the club ... Has a tremendous role model to learn from in eight-time Pro Bowl right guard Will Shields ... Worked as both a collegiate tight end and a defensive lineman, giving him a vast background to call upon ... In fact, never played offensive line until entering the pro ranks with the Chiefs in 2000 ... Has also seen limited action for the Chiefs as a fullback in short-yardage situations ... Owns 38 games of regular season experience with 24 starts (23 at left guard, one at center) ... Spent the spring of 2000 playing in NFL Europe ... Originally signed with the Chiefs on January 11th of 2000 ... Attended training camp with Dallas in '99, but was subsequently released by the Cowboys on their final cut on September 5th and did not catch on with another team ... Originally entered the NFL as a rookie free agent with Dallas in '99.

2002: Started all 16 games at left guard ... Was part of a Chiefs offense that led the league by averaging 29.2 points per game and ranked second in the NFL by averaging 375.0 yards per game ... Also helped pave the way for RB Priest Holmes who set a franchise record with 1,615 ground yards.

2001: Played in 16 games (eight starts) ... Opened one game at center and seven at left guard, taking offensive snaps in a total of 11 games ... Had two special teams stops ... Also worked as a FB in goal-line and short-yardage situations ... Helped RB Priest Holmes rush for an NFL-high 1,555 yards ... Made his first NFL start at center vs. Oakland (9/9) in place of an injured Casey Wiegmann ... Had a special teams stop at Washington (9/30) ... Recorded a special teams tackle and saw action as a fullback in short-yardage and goal-line formations at Arizona (10/21) ... Played FB in the club's short-yardage and goal-line formations vs. Indianapolis (10/25) and at San Diego (11/4) ... Started his first career game at left guard in place of an injured Donald Willis vs. Seattle (11/25) ... Opened the final six games at left guard.

2000: Played in six games on special teams ... Inactive for nine games ... Was active but did not play at Oakland (11/5) ... Made his NFL debut vs. Buffalo (11/19) ... Also saw action at San Diego (11/26), at New England (12/4), vs. Carolina (12/10), vs. Denver (12/17) and at Atlanta (12/24).

NFL Europe (2000): Started every game at center for the Berlin Thunder.

College: Played in 44 career games for North Texas, starting at tight end for three years before switching to defensive end for his senior season ... Hauled in 86 receptions for 975 yards and nine TDs in three years on offense ... Defensively, recorded 45 tackles (32 solo), 5.0 sacks and 2.0 tackles for loss ... Started at defensive end and served as the backup tight end his senior season, in addition to working at fullback ... Caught four passes for 66 yards with one TD as a senior ... Earned first-team All-Big West Conference honors at defensive tackle ... Finished his junior season ranked third on the team with 27 receptions for 371 yards, including a 62-yard TD catch ... Led the team with 28 catches and four TDs, gaining 272 yards of total offense as a sophomore ... Played in all 11 games, recording 27 catches for 26 yards and four TDs as a freshman ... Majored in Community Service at North Texas.

Personal: An All-District tight end and defensive end at Waxahachie High School in Waxahachie, Texas ... Caught 16 passes for 380 yards, in addition to recording 5.0 sacks and 66 tackles as a senior ... Served as a mentor to the Central High School football team as a part of the NFL Play It Smart program ... Full name: Brian Demond Waters ... Single ... Resides in Kansas City, Missouri.

Games Played/Games Started: 2000 (6/0), 2001 (16/8), 2002 (16/16) — 38/24.

Additional Stats: Had two special teams tackles in 2001.

STREAKS AND MILESTONES: Has started 27 consecutive games at left guard dating back to a contest vs. Seattle (11/25/01).

EXTRA POINTS

Waters started at tight end for three years at North Texas before moving to defensive end for his senior season. He also played fullback as a senior and never worked on the offensive line until he joined the Chiefs in 2000.

25

Greg
WESLEY

Safety • 6-2 • 206

Born: March 19, 1978
Little Rock, Arkansas

Arkansas - Pine Bluff
Draft: (No. 3 - 2000)
NFL: 4 (4th with Chiefs)
GP/GS: (45/45) **Playoffs:** (0/0)



VETERANS

Pro Career: Bone-rattling performer entering his fourth season as the Chiefs starting strong safety in 2003 ... Has opened every game he's appeared in for Kansas City after entering the NFL as an unheralded third-round draft choice out of Arkansas - Pine Bluff in 2000 ... Racked up 100+ tackles in each of his first two pro campaigns, while ranking second in the AFC with six interceptions in 2002 ... Has quickly made a name for himself across the league ... Frequently provides an "up-close and personal" introduction to receivers who tread across his turf in the Chiefs secondary ... A punishing performer who is regarded as one of the league's most vicious hitters ... Has averaged exactly 103 tackles per season over his first three NFL seasons ... Became only the third player in Chiefs history since '70 to start the first 32 games of his career and was the first to do it since Chiefs Hall of Fame inductee DE Art Still in '78-'79. The only other Kansas City player to hold that distinction since the AFL-NFL merger in '70 is S Gary Barbaro, who started his first 32 games over the course of the '76-'78 campaigns ... Despite missing three games due to injuries a year ago to snap his consecutive games started streak at 37 contests, is expected to be back in his hard-hitting form in 2003 ... Knows what

to do once he gets the ball in his hands, averaging 24.2 yards per INT return over his career ... Was the first Kansas City defensive back and just the fourth player in Chiefs history to produce 100+ tackles in his first two NFL seasons ... His 227 tackles in 2000-01 were the highest total ever assembled by a Chiefs defensive back in his initial two pro seasons ... Has started 45 games in a Chiefs uniform, producing 309 career tackles (214 solo), 10 INTs (242 yards) and 4.0 sacks (-27.0 yards) ... Also owns four fumble recoveries, three forced fumbles, 20 passes defended, 15 QB pressures and 12 special teams stops ... Literally burst onto the NFL scene with a sensational rookie effort in 2000 when he became the first Chiefs rookie to start all 16 games since CB Kevin Ross in '84 ... Also earned the Chiefs prestigious Mack Lee Hill Award presented annually to the team's top rookie or first-year performer and was a consensus All-Rookie selection, receiving those honors from *Pro Football Weekly*, *Football News* and *Football Digest* ... Was billed by the Chiefs as potentially one of the best steals of the 2000 draft, a claim which certainly proved to be prophetic ... Truly a unique story in today's age of NFL scouting which leaves virtually no stone unturned ... Became eligible for the draft after the 2000 combine and was worked out on his college campus by just eight NFL clubs, including Kansas City ... The first Chiefs player to ever come out of Arkansas - Pine Bluff, which was formerly known as Arkansas AM&N ... Was tabbed by Kansas City in the third round (85th overall) of the 2000 NFL Draft.

EXTRA POINTS

The Chiefs were one of just eight NFL teams that attended Wesley's on-campus workout when he became eligible for the draft after the 2000 combine.

... Led the team with 10 tackles at Cleveland (9/8) ... Recorded a career-high three interceptions off QB Jay Fielder in the fourth quarter for a career-best 71 INT return yards vs. Miami (9/29), including a return of 42 yards. His three INTs in one game tied for the most in the NFL in 2002 and were the most in Chiefs history since Albert Lewis had three vs. Atlanta (9/1/91) ... Produced an interception off Chad Pennington before leaving in the second quarter with a left shoulder injury at the N.Y. Jets (10/6) ... Was inactive at San Diego (10/13) and vs. Denver (10/20) due to that shoulder injury, breaking his streak of 37 consecutive starts ... Returned to the starting lineup vs. Oakland (10/27), making four tackles and two QB pressures ... Totaled nine tackles at San Francisco (11/10) ... Amassed a career-high three QB pressures and a career-long 50-yard INT return off Jake Plummer vs. Arizona (12/1) ... Recorded eight tackles, a sack and an INT (49 yards) off Jamie Martin vs. St. Louis (12/8) ... Recovered a fumble by RB Clinton Portis at Denver (12/15) ... Left the game in the fourth quarter with a right hamstring strain vs. San Diego (12/22) ... Was inactive at Oakland (12/28) due to that injury.

2002: Opened 13 games at strong safety ... Was inactive for three games due to injury ... Was fifth on the team with 82 tackles (55 solo), including one behind the line ... Also had six QB pressures, two passes defended, one fumble recovery and a sack (-4.0 yards) ... Tied for second in the AFC and fifth in the NFL with a team-high six INTs (170 yards) ... His 170 INT return yards were the fifth-highest seasonal total in team history ... Led the team with 10 tackles at Cleveland (9/8) ... Recorded a career-high three interceptions off QB Jay Fielder in the fourth quarter for a career-best 71 INT return yards vs. Miami (9/29), including a return of 42 yards. His three INTs in one game tied for the most in the NFL in 2002 and were the most in Chiefs history since Albert Lewis had three vs. Atlanta (9/1/91) ... Produced an interception off Chad Pennington before leaving in the second quarter with a left shoulder injury at the N.Y. Jets (10/6) ... Was inactive at San Diego (10/13) and vs. Denver (10/20) due to that shoulder injury, breaking his streak of 37 consecutive starts ... Returned to the starting lineup vs. Oakland (10/27), making four tackles and two QB pressures ... Totaled nine tackles at San Francisco (11/10) ... Amassed a career-high three QB pressures and a career-long 50-yard INT return off Jake Plummer vs. Arizona (12/1) ... Recorded eight tackles, a sack and an INT (49 yards) off Jamie Martin vs. St. Louis (12/8) ... Recovered a fumble by RB Clinton Portis at Denver (12/15) ... Left the game in the fourth quarter with a right hamstring strain vs. San Diego (12/22) ... Was inactive at Oakland (12/28) due to that injury.

2001: Started all 16 games at strong safety ... Recorded 126 tackles (76 solo) to rank third on the team and lead all Chiefs defensive backs ... Also added 2.0 sacks (-12.0 yards), five tackles for loss, two INTs, six QB pressures, two fumble recoveries, a forced fumble and seven passes defended ... Had four special teams stops, as well ... Collected seven tackles vs. Oakland (9/9), as well as a sack and strip of Rich Gannon ... Recorded 12 tackles vs. the N.Y. Giants (9/23) ... Intercepted a Tony Banks pass at Washington (9/30), returning it 30 yards ... Recorded two QB pressures at Denver (10/7) ... Produced nine tackles, a QB pressure and two passes defended vs. Pittsburgh (10/14) ... Registered a career-high 13 tackles at Arizona (10/21) ... Amassed nine tackles, a pass defended and recovered a QB Vinny Testaverde fumble at the N.Y. Jets (11/11) ... Had two QB pressures and a sack (-5.0 yards) of Matt Hasselbeck vs. Seattle (11/25) ... Tied a career-high with 13 tackles vs. Philadelphia (11/29) and returned a Donovan McNabb INT 13 yards ... Recovered a QB Rich Gannon fumble at Oakland (12/9) ... Produced a team-high 10 tackles and two passes defended at Jacksonville (12/30).

2000: Started all 16 games at strong safety, becoming the first rookie to open all 16 contests since CB Kevin Ross in '84 ... Named the club's Mack Lee Hill Award recipient as the Chiefs most outstanding rookie or first-year player ... Compiled 101 tackles (83 solo) to rank third on the team ... Those 101 tackles were the fourth-highest total ever by a Chiefs rookie and the most-ever by a KC rookie defensive back ... Led the team with 11 passes defended and tied for second with two interceptions ... Also had a sack (-11.0 yards), a fumble recovery, two forced fumbles, three QB pressures and eight special teams tackles ... Started in his first NFL game vs. Indianapolis (9/3), tallying eight tackles and a pass defended. Became the first Chiefs rookie to start on Opening Day since LB Percy Snow in '90 and was the first rookie safety to start for Kansas City in the first regular season game of the season since S Gary Barbaro in '76 ... Collected nine solo tackles at Tennessee (9/10) ... Registered his first NFL sack at Denver (9/24), spinning around a would-be blocker to take down Gus Frerotte and force a fumble on the play with Kansas City trailing 22-14 in the fourth quarter. That sack and strip marked a pivotal turnaround in the Chiefs 23-22 comeback victory ... Forced a RB Shaun Alexander fumble vs. Seattle (10/29) ... Registered his first career INT off current KC signal-caller Trent Green (28 yards) vs. St. Louis (10/22) ... Amassed a career-high three passes defended and an INT off Jon Kitna at Seattle (10/29) ... Compiled nine tackles at San Francisco (11/12) ... Had a fumble recovery at New England (12/4) ... Posted eight tackles and a pass defended at Atlanta (12/24).

College: Saw duty in 33 games (22 starts) at Arkansas - Pine Bluff, totaling 121 tackles (76 solo), 9.0 tackles for a loss, eight INTs for 88 yards, a fumble recovery, a forced fumble and 21 passes defended ... Also contributed a sack and 20 special teams stops ... Talented athlete who didn't originally enroll at Arkansas - Pine Bluff with the intention of playing collegiate football ... Was "discovered" at Arkansas - Pine Bluff by an assistant football coach who saw him dunk in an intramural basketball contest in November of '96... Had already planned to join the Golden Lions football team as a walk-on in '97, but that performance truly heightened the coaching staff's interest in him ... Started all 11 games at free safety and ranked third on the squad with 62 tackles (36 solo) in '99 ... Produced four INTs for 68 yards and also added 6.0 tackles for loss, five passes defended ... Got a season-high 10 tackles vs. Alabama A&M ... Was a second-team All-Southwestern Conference performer in '98 at free safety ... In 11 starts, racked up 54 tackles (35 solo), four interceptions for 17 yards, a forced fumble and a pair of tackles for loss ... Led the conference with a career-high 16 passes defended ... Joined the team as a walk-on during his sophomore year in '97 ... Was named the club's special teams MVP by the coaching staff ... Had five tackles, a sack, a fumble recovery and 20 special teams tackles in his first season with the club ... Majored in Business Management at Arkansas - Pine Bluff.

Personal: An exceptional prep athlete, was named to the All-Arkansas basketball team as a senior ... Full name: Gregory Lashon Wesley ... Single ... Resides in Leawood, Kansas.



WESLEY'S NFL STATISTICS



Year	Team	G-S	INTERCEPTIONS				TACKLES			FUMBLES		PASSES		SACKS No./Yds.
			No.	Yds.	LG	TD	Solos	Asst.	Total	Rec.	For.	Defended		
2000	Kansas City	16-16	2	28	28	0	83	18	101	1	2	11	1.0/11.0	
2001	Kansas City	16-16	2	44	30	0	76	50	126	2	1	7	2.0/12.0	
2002	Kansas City	13-13	6	170	50	0	55	27	82	1	0	2	1.0/4.0	
Totals		45-45	10	242	50	0	214	95	309	4	3	20	4.0/27.0	

Additional Stats: Has 12 special teams tackles – eight in 2000 and four in 2001. Has 15 QB pressures – three in 2000, six in 2001 and six in 2002.

SINGLE GAME CAREER HIGHS

Tackles: 13 (seven solo) at Arizona (10/21/01) **INT Return Yards:** 71 vs. Miami (9/29/02)
 13 (five solo) vs. Philadelphia (11/29/01) **Long INT Return:** 50 vs. Arizona (12/1/02)

Sacks: 1.0, four times, last vs. St. Louis **Fumble Recoveries:** 1, four times, last at Denver
 (12/8/02) (12/15/02)

Passes Defended: 3 at Seattle (10/29/00) **Forced Fumbles:** 1 at Denver (9/24/00)
QB Pressures: 3 vs. Arizona (12/1/02) vs. Seattle (10/2/00)

Interceptions: 3 vs. Miami (9/29/02) vs. Oakland (9/9/01)

STREAKS AND MILESTONES: Started the first 37 games of his career, the most by a Chiefs player to begin his career since DE Art Still started his first 51 games from '78-81. Was just the fourth Chiefs player to record 100+ tackles in each of his first two NFL seasons. His 227 tackles in 2000-01 were the most ever by a Kansas City defensive back in his initial two pro campaigns.

VETERANS

30

Lyle

WEST

Safety • 6-0 • 210

San Jose State

Free Agent (2002)

Born: December 20, 1976
 Columbus, Georgia

NFL: 4 (2nd with Chiefs)
 GP/GS: (38/1) Playoffs: (3/0)



Pro Career: Solid special teams performer making his third trip to training camp with the Chiefs in 2003 ... Spent the entire season on Kansas City's active roster a year ago after being one of the club's final cuts the previous year ... Was a fixture on the Chiefs coverage units last season and also saw spot duty on defense ... Can work at either safety spot and is expected to once again compete for a roster spot based on his special teams savvy ... Spent two seasons with the N.Y. Giants from '99-00 prior to joining the Chiefs ... Has seen action in 38 regular season games (one start) ... Owns

12 tackles and 33 special teams stops ... Also has three games of playoff experience, including an appearance in Super Bowl XXXV vs. Baltimore (1/28/01) ... Has registered five tackles and a fumble recovery on special teams in postseason play ... Signed as a free agent with Kansas City on February 21st of 2002 ... Went to camp with the Chiefs in 2001, but was hampered by a hand injury suffered early in camp and was released on August 28th ... Released by the Giants on May 15th of 2001 ... Originally entered the NFL as the first of three sixth-round draft choices (189th overall) of the N.Y. Giants in the '99 NFL Draft.

Kansas City (2002): Saw action in 16 games on special teams and three games on defense ... Tied for fourth on the club with 14 special teams tackles ... Also had four solo tackles on defense, including one behind the line of scrimmage ... Played in his first game in a Chiefs uniform at Cleveland (9/8) ... Made two special teams tackles vs. Jacksonville (9/15) ... Amassed two special teams tackles and worked as both a safety and an extra corner due to a rash of injuries at New England (9/22) ... Registered two stops on defense vs. Miami (9/29) ... Replaced an injured Greg Wesley at strong safety and recorded two tackles at the N.Y. Jets (10/6), but he left the game in the third quarter with a left hip injury ... Made two special teams tackles apiece at San Diego (10/13) and vs. San Diego (12/22).

N.Y. Giants (1999-00): Saw action in 22 games (one start) during his two seasons in N.Y. ... Made eight tackles on defense, a fumble recovery and 19 special teams tackles ... Also played in three playoff games, including Super Bowl XXXV vs. Baltimore (1/28/01), recording five special teams tackles.

2000: Played in all 16 regular season games (one start) ... Finished the season with a team-high 15 special teams tackles and added eight stops on defense ... Saw action on special teams vs. Arizona (9/3) before replacing an injured Sam Garnes and making three tackles ... Started at Philadelphia (9/10), replacing an injured Garnes in the lineup and made a career-high three tackles ... Recorded a special teams tackle and recovered a muffed punt to set up a touchdown at Atlanta (10/8) ... Posted two special teams tackles vs. Dallas (10/15) ... Had a special teams tackle at Cleveland (11/5) and vs. St. Louis (11/12) ... Played as a reserve safety and finished with two special teams tackles vs. Detroit (11/19) ... Recorded two defensive tackles and three special teams tackles vs. Pittsburgh (12/10) ... Recorded two special teams tackles at Dallas (12/17) ... Also saw action in three postseason games, leading the team with five special teams tackles and recovering a special teams fumble ... Had a special teams tackle vs. Philadelphia (1/7/01) in an NFC Divisional Playoff Game ... Recovered a fumble on a kickoff vs. Minnesota (1/14/01) in the NFC Championship Game and added four special teams tackles ... Played in Super Bowl XXXV vs. Baltimore (1/28/01).

1999: Played in six games, recording four special teams tackles ... Saw action at strong safety vs. Washington (9/19) ... Pulled a hamstring at Arizona (10/10) ... Missed games vs. Dallas (10/18), vs. New Orleans (10/24) and at Philadelphia (10/31) ... Returned to action vs. Indianapolis (11/14) ... Was inactive at Washington (11/21), vs. Minnesota (12/26) and at Dallas (1/2/00).

College: Played two years at San Jose State after beginning his college career at Chabot Junior College in Hayward, California ... Was a first-team All-Western Athletic Conference pick as a senior at San Jose State ... Started 12 games, leading the team with 122 tackles ... Added five passes defended and two interceptions ... Had four kickoff returns for 105 yards ... Was a two-time all-conference selection at Chabot ... Majored in Sociology at San Jose State.

Personal: Was an All-East Bay, all-metro and all-area selection as a prep at Washington High School in Fremont, California ... Also lettered in basketball ... Full name: Benjamin Lyle West ... Married, wife Gina ... Resides in Overland Park, Kansas.

EXTRA POINTS
West was a member of the N.Y. Giants squad that faced Baltimore in Super Bowl XXXV.



WEST'S NFL STATISTICS



Year	Team	G-S	INTERCEPTIONS			TACKLES			FUMBLES		PASSES DEFENSED	SP. TEAM TACKLES
			No.	Yds.	LG TD	Solos	Asst.	Total	Rec.	For.		
1999	N.Y. Giants	6-0	0	0	-- 0	0	0	0	0	0	0	4
2000	N.Y. Giants	16-1	0	0	-- 0	8	0	8	0	0	0	15
2002	Kansas City	16-0	0	0	-- 0	4	0	4	0	0	0	14
Totals		38-1	0	0	-- 0	12	0	12	0	0	0	33

Additional Stats: Recovered a fumble on special teams at Atlanta (10/8/00).

Postseason: Played in three games with the N.Y. Giants in 2002, recording five tackles and a fumble recovery on special teams.

62

Casey WIEGMANN

Center • 6-2 • 285



Born: July 20, 1973
Parkersburg, Iowa

Iowa
Unrestricted Free Agent (2001)
NFL: 8 (3rd with Chiefs)
GP/GS: (83/56) Playoffs: (0/0)

Pro Career: Strong-willed Iowan joined Kansas City as an unrestricted free agent from Chicago on March 15th of 2001 ... Doesn't tip the scales at or above 300 pounds like many NFL offensive linemen, but plays much bigger than his size with a determined and fundamentally-sound style ... One of the league's most under-rated performers at his position ... Finally began to garner some well-deserved national attention in 2002 when he was named to *USA Today's* All-Joe Team which annually recognizes the NFL's best blue-collar players ... Also finished second in the AP's All-Pro voting at center ... It isn't just mere happenstance that Wiegmann's arrival in Kansas City has coincided with RB Priest Holmes' emergence as one of the league's most prolific all-around performers ... Has excellent quickness and agility, attributes that frequently allow him to take on second-level defenders on draws and screens - two of Holmes' most productive plays ... A tenacious blocker who displays a hard-working style true to his Midwestern roots ... One of four current NFL performers to hail from Iowa's epicenter of future NFL players - Aplington-Parkersburg High School in Parkersburg, Iowa (pop. 1,804) - joining G Brad Meester (Jacksonville), DE Jared DeVries (Detroit) and DE Aaron Kampman (Green Bay), who also hail from that high school alma mater ... Originally came to Kansas City as the replacement for one of the finest centers in the illustrious 44-year history of the Chiefs franchise, Tim Grunhard ... Is quickly establishing his own legacy after helping Holmes lead the NFL in yards from scrimmage each of the past two seasons ... Barks out the blocking calls for a star-studded Kansas City offensive front that includes a pair of eight-time Pro Bowlers in G Will Shields and T Willie Roaf ... Was part of a Chiefs offense that set a team-record with a league-high 467 points in 2002 and accumulated a franchise-record 6,000 yards of total offense ... Durable performer has opened 31 straight games for the Chiefs after missing the 2001 season opener after undergoing an appendectomy ... Has played in a total of 83 games (56 starts) in his seven previous NFL campaigns with Kansas City (2001-02), Chicago ('97-00) and the N.Y. Jets ('96-97) ... Was also on the roster of Indianapolis ('96) ... Owns two career kickoff returns for 10 yards ... Joined the Bears on September 24th of '97 after being released by the N.Y. Jets after seeing action in the first three games of the season with that club ... Was claimed by the Jets off waivers from Indianapolis on October 29th of '96 ... Spent time on both the active roster and practice squad of the Colts in '96, but did not see game action ... Originally entered the NFL ranks as a rookie free agent with Indianapolis, signing on April 26th of '96.

EXTRA POINTS

In the fifth grade, Wiegmann wrote an essay aspiring to "play football and basketball at the University of Iowa." His other career ambitions included "starting a pig ranch and eventually going to work for the John Deere Company."

Kansas City (2001-02): Has started 31 consecutive games at center for the Chiefs since joining the club as an unrestricted free agent in 2001.

2002: Started at center in all 16 games for the first time in his career ... Was named to the *USA Today* All-Joe team for his efforts ... Anchored an offensive line that helped RB Priest Holmes establish a single-season franchise record with 1,615 rushing yards as the Chiefs led the league in scoring (29.2 ppg) and ranked second in total offense (375.0 ypg).

2001: Started the club's final 15 games at center after missing the opener following appendectomy surgery ... Opened plenty of holes for RB Priest Holmes to amass a league-high 1,555 yards rushing ... Was inactive vs. Oakland (9/9) due to an appendectomy which was performed on August 27th ... Started his first game in a Chiefs uniform vs. the N.Y. Giants (9/23) and proceeded to open the final 15 games of the season in the middle of the line.

Chicago (1997-00): Saw duty in 49 games (25 starts) in a little over three full seasons with the Bears ... Played in all 48 regular season games with Chicago from '98-00 ... Returned two kickoffs for 10 yards.

2000: Played in all 16 games (10 starts) for the third straight year ... Backed up C Olin Kreutz for the season's first three games before moving back into the starting lineup vs. Detroit (9/24) ...

VETERANS

Also opened at Green Bay (10/1), vs. New Orleans (10/8) and vs. Minnesota (10/15) ... Worked behind Kruetz for the next four games ... Started the club's final five games beginning at the N.Y. Jets (11/26).

1999: Played in all 16 contests ... Served as the club's back-up center and played on special teams ... Returned a kickoff for two yards vs. Seattle (9/19).

1998: Saw action at center in all 16 games (15 starts) and also contributed on special teams ... Initial NFL start came vs. Jacksonville (9/6) ... Returned a kickoff eight yards at Arizona (10/11) ... Started every game except the club's contest vs. Green Bay (12/27).

1997: Saw reserve action in one contest ... Was claimed off waivers on September 24th after being released by the Jets the previous day ... Inactive at Dallas (9/28) and for the next nine games with a shoulder injury ... Was active but did not play at St. Louis (12/14) ... Saw his first action in a Bears uniform at Tampa Bay (12/21).

N.Y. Jets (1996-97): Saw duty in three games for the Jets on special teams.

1997: Saw duty in three games ... First regular season NFL action came at Seattle (8/31) ... Also played vs. Buffalo (9/7) and at New England (9/14) ... Was inactive vs. Oakland (9/21) before being released the following day.

1996: Claimed off waivers from Indianapolis on October 29th ... Was inactive vs. New England (11/10) and at Indianapolis (11/17) ... Active, but did not play at Buffalo (11/24) ... Was inactive vs. Houston (12/1), at New England (12/8) and vs. Philadelphia (12/14) ... Active, but did not play vs. Miami (12/22).

Indianapolis (1996): Spent the first two weeks of the regular season on the club's practice squad ... Was promoted to the 53-man roster on September 10th ... Did not play vs. Dallas (9/15) and was subsequently placed back on the practice squad on September 23rd ... Promoted back to the active roster on October 15th, but did not play vs. New England (10/20) or at Washington (10/27) ... Was released by the Colts on October 28th.

College: Started 27 career games as a center at Iowa, including every contest of his senior campaign ... One of four co-captains for the Hawkeyes as a senior when he collected All-Big Ten honorable mention honors ... Was named the team's co-MVP and won the Offensive Coaches Hustle Award ... Started eight games as a junior missing two games due to injury ... Finished his sophomore season having started the first four games and final three games at center, missing five games due to injury ... Saw action in five games as a freshman ... Honor roll student majored in Communication Studies at Iowa.

Personal: A three-sport letterman (football, baseball, basketball) at Aplington-Parkersburg High School in Parkersburg, Iowa ... Played center, defensive end, kicker and punter as a prep and established a school record with 17.0 career QB sacks ... Full name: Casey Peter Wiegmann (pronounced WIG-man) ... Single ... Resides in Overland Park, Kansas.

Games Played/Started: 1995 IND (0/0), 1996 NYJ (0/0), 1997 NYJ (3/0), 1997 CHI (1/0), 1998 CHI (16/15), 1999 CHI (16/0), 2000 CHI (16/10), 2001 KC (15/15), 2002 KC (16/16) — 83/56.

Additional Stats: Has two kickoff returns — one for eight yards at Arizona (10/11/98) and one for two yards vs. Seattle (9/19/99).

STREAKS AND MILESTONES: Has started 31 consecutive games at center for Kansas City dating back to a contest vs. the N.Y. Giants (9/23/01).

60

Donald
WILLIS

Guard • 6-3 • 325

Born: July 15, 1973
Goleta, California

North Carolina A&T
Free Agent (2000)
NFL: 6 (4th with Chiefs)
GP/GS: (47/6) Playoffs: (0/0)



Pro Career: Powerful offensive lineman entering his sixth pro campaign and his fourth with the Chiefs in 2003 ... Versatile blocker who can play all three interior line spots ... Has played in 43 games with six starts over his past three campaigns with Kansas City ... Owns starts at both center and right guard for the club, including four starting nods at right guard in 2001 ... Enters the season as the club's top reserve at both guard posts and is also listed on the depth chart at center ... Has a low center of gravity which he uses effectively to get leverage on defensive linemen ... Embarks on his fifth training camp with the Chiefs after seeing action in 13 games in 2002, including five

contests on offense ... Is also a valuable special teams contributor ... Played in 16 games with one start a piece at center and right guard in 2000 ... Has seen action in 47 regular season contests with six starts ... Before joining the Chiefs, his lone regular season NFL game duty came with the Saints in '96 when he played in four contests ... Initially signed with the Chiefs as a free agent in '99 ... Survived the club's final cutdown to 53 players on September 5th of '99, but was released the following day when the team inked T Sammy Williams ... Has enjoyed previous pro stops with Tampa Bay, New Orleans and Seattle ... Went to camp with the Buccaneers in '98, but was let go prior to the start of the regular season ... Spent two weeks on the New Orleans roster in '97 before being released on September 8th ... Spent the first seven weeks on the Saints roster in '96, but was let go on October 19th ... Was resigned on November 6th and spent the remainder of the season on the active roster ... Also had a stint in the World League with Amsterdam in the spring of '96 ... Spent time on the active roster with the Seahawks in '95 before finishing the year with the Saints ... Signed with New Orleans on December 1st of '95 after being waived by Seattle on November 30th ... Entered the NFL as a rookie free agent with Seattle in '95.

Kansas City (2000-02): Has played in 43 games on special teams and has taken snaps in 27 games (six starts) on offense ... Has four starts at left guard, one at right guard and one at center.

2002: Saw duty on special teams in 13 games and on offense in five games ... Was inactive for three games with a left quad injury ... Saw action as a tackle eligible in the club's short yardage formation along with duty on the placement protection team at New England (9/22) ... Saw action in the club's jumbo package and on the placement protection unit vs. Denver (10/20) ... Played in the club's jumbo package and on special teams vs. Buffalo (11/17) and at Seattle (11/24) ... Saw duty at right guard behind Will Shields and on special teams vs. Arizona (12/1) ... Saw action on special teams before leaving in the second quarter with a left quad strain vs. St. Louis (12/8) ... Was inactive at Denver (12/15), vs. San Diego (12/22) and at Oakland (12/28) with that injury.

2001: Played in 14 games on special teams and 11 games (four starts) at left guard ... Was inactive for two games with a calf injury ... Worked as a reserve left guard vs. Oakland (9/9), vs. the N.Y. Giants (9/23) and at Washington (9/30) ... Started his first game of the season at left guard at Arizona (10/21) when starter Marcus Spears shifted to right tackle in place of an injured Victor Riley ... Was inactive vs. Seattle (11/25) and vs. Philadelphia (11/29) due to a calf injury ... Returned to action on special teams at Oakland (12/9) ... Worked at left guard in short-yardage formations vs. Denver (12/16), vs. San Diego (12/23), at Jacksonville (12/30) and at Seattle (1/6/02).

2000: Played in 16 games on special teams and saw duty on offense in 11 contests (two starts) ... Opened one game apiece at center and at right guard ... Saw reserve duty at left guard vs. Indianapolis (9/3), replacing an injured Dave Szott in the first quarter ... Shared time with Jeff Blackshear at left guard vs. San Diego (9/17) ... Saw reserve action at left guard at Denver (9/24), vs. Seattle (10/2) and vs. Oakland (10/15) ... Replaced Tim Grunhard at center at Seattle (10/29) after Grunhard left the game in the third quarter with an ankle injury ... Started his first NFL game at center for an injured Grunhard at Oakland (11/5) ... Played on special teams and at right guard and center for the injured Will Shields and Grunhard, respectively, at San Francisco (11/12) ... Played on special teams and as a reserve center at San Diego (11/26) ... Saw action at right guard for Shields, who replaced John Tait at left tackle at New England (12/4) ... Started at right guard in place of Shields, who replaced Tait as the starter at left tackle vs. Carolina (12/10).

New Orleans (1995-97): Spent time on the 53-man roster of the Saints for portions of three seasons ... Saw reserve action in four games at guard for the club in '96.

1997: Was on the club's roster for the first two games of the year before being released ... Inactive at St. Louis (8/31) and vs. San Diego (9/7) ... Released on September 8th.

1996: On the roster for 13 games ... Played in four games as a reserve guard ... Inactive for the first seven games of the year before being released on October 19th ... Resigned on November 6th ... On the inactive list for three more games before seeing his first regular season NFL duty vs. St. Louis (12/1) when he subbed for Ed King at right guard in the second half ... Saw his most extensive action of the season playing at both guard posts vs. Atlanta (12/8) ... Also saw reserve action at right and left guard at the N.Y. Giants (12/15) and at St. Louis (12/21).

World League (1996): Served as the starting center for the World League's Amsterdam Admirals.

1995: Claimed off waivers from Seattle on December 1st ... On the roster for the final four games, but was inactive for all four of those contests.

Seattle (1995): Signed by the Seahawks as a rookie free agent on April 26th ... On the roster for the season's first 12 games, but was inactive for all of those outings ... Waived on November 30th and was subsequently claimed by the Saints.

College: Played senior season at North Carolina A&T after transferring from the University of Washington ... Stepped into starting lineup as a senior at North Carolina A&T ... Earned a letter as

EXTRA POINTS

Earned the nickname "Snacks" when teammates in Seattle formed a spiderweb in his locker and taped wrappers of junk food other "snacks" to the web.

a junior at Washington ... Was third on the depth chart as a sophomore at Washington and did not see any game action ... Redshirted as a freshman ... Majored in Sociology at North Carolina A&T.

Personal: Was a standout on the football and track teams as a prep at Cabrillo High School in Lompoc, California ... A two-way lineman, won all-state honors as a senior and all-county honors in each of his last two years when he also served as the team's punter ... Track exploits included California Class 1A shot put titles as a junior and senior and discus title as a junior ... Is active in various Chiefs Community Relations projects ... Full name: Donald Kirk Willis ... Nicknamed "Snacks" ... Single ... Resides in Kansas City, Missouri.

Games Played/Games Started: 1995 SEA (0/0), 1995 NO (0/0), 1996 NO (4/0), 1997 NO (0/0), 2000 KC (16/2), 2001 KC (14/4), 2002 KC (13/0) — 47/6.

21

Jerome

WOODS

Safety • 6-2 • 210



Born: March 17, 1973
Memphis, Tennessee

Memphis
Draft (No. 1 - 1996)
NFL: 8 (8th with Chiefs)
GP/GS: (95/79) Playoffs: (1/1)

Pro Career: Fearless free safety who is one of the most tenacious tacklers in the game today ... Tough performer who is attempting to bounce back from the first major injury of his career ... Was sorely missed in 2002 after suffering a broken right leg in the third preseason game of the year at Seattle (8/24), an injury that cost him the entire campaign ... Appears to be back at full strength and ready to reclaim his starting free safety position ... Prior to his injury, had opened 79 of 80 games at free safety for Kansas City dating back to '97 ... The latest in a lineage of stellar Kansas City safeties that includes the likes of Chiefs Hall of Famers Lloyd Burruss, Deron Cherry and Johnny Robinson ... Joins DT John Browning as the longest-tenured defensive player on the Chiefs roster after both players were tabbed in the '96 NFL Draft ... Owns a reserved personality off the field, but specializes in producing highlight-quality hits once he gets between the stripes ... Arguably the toughest player on the entire Kansas City squad, frequently turns his body into a human projectile in order to bring opponents to the ground ... Simply loves to play the game at its physical fullest and has been compared by some to a heat-seeking missile once he gets an opponent in his crosshairs ... Earned a reputation as an intimidating tackler in college and has punished opponents with regularity at the pro level ... Will do whatever necessary to win a game, whether it's excelling in pass coverage, stuffing the run or serving as a pass rusher ... Has consistently ranked among the club's leading tacklers, producing 100+ tackles in '97-99 and in 2001 ... Averaged 110.6 tackles per year from '97-01 ... After just seven seasons in a Kansas City uniform, already ranks 10th on the club's all-time tackle chart with 562 career takedowns ... With another 100-tackle outing in 2003, would move into seventh place in team history ahead of Tracy Simien (595), Dino Hackett (625) and Burruss (628) ... Prior to last season, had just missed one contest since joining the Chiefs as the club's number one draft choice in '96, playing in 95 of a possible 96 games over that span ... Needs to see action in just five more regular season games to become the 58th player in team annals to play in 100 or more games for the Red and Gold ... Blessed with an astounding pain threshold, played over half of the '98 season with six screws and a metal plate inserted into a broken right hand ... Despite that injured appendage, still started all 16 games and finished third on the squad with 124 tackles that year ... Blessed with extremely long limbs and excellent leaping ability which only serve to complement his tremendous range and reach ... Shared the club's KO return chores with Tamarick Vanover as a rookie in '96 and also served as a reserve cornerback before switching back to his natural free safety spot in '97 ... Has seen action in 95 regular season games (79 starts), producing 12 INTs with 157 return yards to go along with 562 tackles (379 solo), three fumble recoveries and eight forced fumbles ... Has also racked up 4.0 sacks (-23.0 yards), 39 passes defended, 24 QB pressures and 24 special teams stops ... Recovered a blocked FG attempt in '98, as well ... Returned 25 kickoffs for 581 yards (23.2 avg.) with a long of 66 yards as a rookie in '96 ... Also recorded four tackles and a forced fumble in one postseason start following the '97 campaign ... Entered the NFL as Kansas City's first-round choice (28th overall) in the '96 NFL Draft.

EXTRA POINTS

Woods boasts one of the highest pain thresholds on the team and played over half of the '98 season with a metal plate and six screws inserted in his broken right hand.

2002: Missed the entire regular season after suffering a broken right leg in the second quarter of the season's third preseason game at Seattle (8/24) ... Was placed on injured reserve on August 26th.

2001: Started all 16 games at free safety ... Finished fourth on the team with 115 tackles (73 solo), marking the fourth time in his career he topped the 100-tackle barrier ... Ranked second on the team with three INTs for 48 yards and also had a sack (-6.0 yards), five tackles for loss, three passes defended, a forced fumble and four QB pressures ... Made seven stops vs. the N.Y. Giants (9/23) ... Recorded two tackles and a QB pressure at Washington (9/30) ... Produced eight tackles at Denver (10/7) ... Registered seven tackles vs. Pittsburgh (10/14) ... Racked up a team-high 12 tackles vs. Indianapolis (10/25) ... Registered six tackles at San Diego (11/4) and intercepted a Doug Flutie pass (25 yards), in addition to producing a sack and strip of Drew Brees ... Tallied five tackles at the N.Y. Jets (11/11), marking his 500th career takedown ... Recorded nine stops vs. Seattle (11/25) ... Collected a season-high 13 tackles vs. Philadelphia (11/29) ... Registered eight tackles, a pass defended and intercepted a Rich Gannon pass (0 yards) at Oakland (12/9) ... Made seven tackles and had a 23-yard return of a Mark Brunell INT at Jacksonville (12/30).

2000: Started 16 games at free safety, registering 79 tackles (65 solo), two INTs, 2.0 sacks (-5.0 yards), one forced fumble, six passes defended and a QB pressure ... Collected a team-high 10 tackles vs. Indianapolis (9/3) ... Tallied nine solo tackles and a pass defended at Tennessee (9/10) ... Recorded five tackles and a pass defended at Denver (9/24) ... Intercepted a Jon Kitna pass (0 yards) at the Chiefs 11-yard line vs. Seattle (10/2) with 0:21 remaining in the game to seal the 24-17 win ... Collected a sack of Kurt Warner vs. St. Louis (10/22) ... Had a sack of Kitna at Seattle (10/29) ... Compiled eight tackles and a pass defended at New England (12/4) ... Contributed seven tackles, one pass defended and an INT off Steve Beuerlein (0 yards) vs. Carolina (12/10) ... Poked the ball loose from RB Mike Anderson following a 25-yard run vs. Denver (12/17). That forced fumble on Denver's initial drive drastically changed the momentum of the game in a 20-7 Chiefs victory.

1999: Started 15 games at free safety, registering 106 tackles (76 solo), one INT (five yards), a career-best eight QB pressures, a fumble recovery, a forced fumble and five passes defended ... Also had one stop on special teams ... Produced a team-high 12 tackles and a QB pressure at Chicago (9/12) ... Intercepted a Brian Griese pass vs. Denver (9/19) ... Missed the first game of his NFL career when he was inactive at San Diego (10/3) due to a quadriceps injury, snapping his streak of 35 consecutive starts dating back to the '97 season-opener ... Returned to the starting lineup vs. New England (10/10) ... Recovered a FB Mike Alstott fumble at Tampa Bay (11/4), adding 11 tackles and two QB pressures ... Forced a TE Derrick Walker fumble that was picked up by CB Cris Dishman and returned 40 yards for the game-tying score in a 37-34 win at Oakland (11/28) ... Credited with a pivotal pass defended in the fourth quarter at Denver (12/5) when he delivered a bone-jarring hit on WR Rod Smith ... Tallied 12 tackles, one QB pressure, one pass defended and one special teams stop vs. Pittsburgh (12/18) ... Registered nine tackles at Seattle (12/26).

1998: Started at free safety in all 16 games, joining DT Tom Barndt as the only other Chiefs defensive player to open every game ... Was third on the team with 124 stops (72 solo) and added a career-high 13 passes defended, as well as four QB pressures ... Had two INTs for 47 yards, three forced fumbles and three tackles on special teams ... Credited with nine tackles and a pair of passes defended vs. Oakland (9/6) ... Registered 10 tackles at Jacksonville (9/13) ... Tallied a fumble recovery vs. Seattle (10/4) ... Despite suffering a broken bone in his right hand at New England (10/11), still recorded a season-high 15 tackles, the second-best tally of his career ... Had six screws and a metal plate inserted in his hand and started the next contest vs. Pittsburgh (10/26), making nine tackles ... Tallied 12 stops, a forced fumble and one QB pressure at Seattle (11/8) ... Picked off a Craig Whelihan pass which he returned 19 yards at San Diego (11/22) ... Had eight tackles, forced a RB Terrell Davis fumble at the goal line and recovered the ball after Leslie O'Neal blocked a Jason Elam FG attempt at Denver (12/6) ... Picked off a Troy Aikman pass and returned it a career-long 28 yards vs. Dallas (12/13) ... Had a career-best four passes defended at the N.Y. Giants (12/20).

1997: Started all 16 games at free safety, finishing third on the club with 132 tackles (85 solo) to go along with four INTs, two fumble recoveries, a forced fumble and seven passes defended ... Also added a sack (-2.0 yards), seven QB pressures and four special teams stops ... Recorded eight tackles, a pair of passes defended and a special teams stop in his first NFL start at Denver (8/31) ... Had a career-high three QB pressures vs. Buffalo (9/14) ... Picked off Kerry Collins in the end zone for the first INT of his career and returned it 27 yards at Carolina (9/21) ... Earned AFC Defensive Player of the Week honors vs. Seattle (9/28) after recording a team-high 11 tackles, adding a pass defended and his first career sack in that contest. The play of the game came with 6:30 left in OT when he picked off a Warren Moon pass to help put the Chiefs in position for the game-winning FG ... Recovered a QB Tony Banks fumble at St. Louis (10/26) ... Contributed eight tackles, adding a 17-yard interception return off Kordell Stewart vs. Pittsburgh (11/3) ... Posted 11 tackles at Jacksonville (11/9) and followed that up with a career-best, 17-tackle performance vs. Denver (11/16) ... Racked up nine tackles and forced a fumble which he also recovered at Seattle (11/23) ... Earned AFC Defensive Player of the Month honors for his efforts in November ... Had 10 tackles and an INT of Billy Joe Hobert in the end zone vs. New Orleans (12/21) ... Started the club's playoff contest vs. Denver (1/4/98), totaling four tackles, a forced fumble and a sack of John Elway.

1996: Saw duty in all 16 games, primarily on special teams ... Played on defense in five contests ... Ranked second on the squad with 25 KO returns for 581 yards (23.2 avg.) with a long of 66 ... Finished fourth on the team with 16 special teams stops and added nine tackles on defense ... Had a season-high three special teams tackles and five KO returns for 108 yards at Houston (9/1) ... Was credited with four KO returns for a season-high 159 yards vs. San Diego (9/29), including a career-best 66-yard runback ... First NFL action on defense came vs. Pittsburgh (10/7) when he recorded two tackles and two passes defended, as well as four kickoff returns for 73 yards ... Posted a season-high five tackles vs. Seattle (10/17), added two passes defended and had a 39-yard kickoff return ... Saw duty as a nickel corner vs. San Diego (11/24) and Oakland (12/9) ... Posted two tackles vs. Indianapolis (12/15)

College: Was just the fifth player in Memphis history to be selected in the opening round of the NFL Draft and the first since Derrick Burroughs was picked 14th overall by Buffalo in '85 ... Spent two seasons at Memphis after transferring from NE Mississippi Community College ... In two campaigns with the Tigers, he tallied 219 tackles (125 solo), 10.0 tackles for loss, seven INTs, 17 passes defended, three forced fumbles and three fumble recoveries with one TD ... Started 11 games at strong safety as a senior, leading the club with 120 tackles (67 solos) and ranking seventh in the nation with six interceptions for 110 yards with one TD ... Also had 10 pass deflections, three forced fumbles and one fumble recovery with one TD as well as six kickoff returns for 182 yards (30.3 avg.) ... Earned second-team All-America recognition from *Football News* ... Was also named to the *Football News* All-Independent Team and was a first-team All-Independent selection by AP ... Opened 11 games as a junior, finishing third on the club with 99 tackles (58 solo), seven pass deflections, as well as a fumble recovery ... Started 11 contests at NE Mississippi in Booneville, Miss. in '93, racking up 109 total tackles (77 solo), 15 pass deflections, two INTs, a forced fumble and a fumble recovery ... Returned 16 KOs for 285 yards (17.8 avg.) and also brought back 16 punts for 152 yards (9.5 avg.) ... Majored in Communications at Memphis.

Personal: Prepped at Melrose High School in Memphis, Tennessee where he served as both a defensive back and a wide receiver ... Caught 20 passes for 584 yards (29.2 avg.) and scored eight TDs as a senior ... Was a first-team All-Shelby Metro team selection ... Named to the *Memphis Commercial Appeal* Super 24 team as well as the Sportswriters All-state team ... Cites former Pittsburgh Steelers linebacker Jack Lambert as the player he emulated as a youth ... Full name: Jerome Harlan Woods ... Nicknamed "Romey" ... Married, wife Dana, with a daughter Jada (6) and a son Dylan (1) ... The Woods' family resides in Overland Park, Kansas.



WOODS' NFL STATISTICS



Year	Team	G-S	INTERCEPTIONS				TACKLES		FUMBLES	PASSES	SACKS		
			No.	Yds.	LG	TD	Solos	Asst.Total	Rec.For.	Defended	No./Yds.		
1996	Kansas City	16-0	0	0	--	0	8	1	9	0	5	0.0/0.0	
1997	Kansas City	16-16	4	57	27	0	85	47	132	2	1	7	1.0/2.0
1998	Kansas City	16-16	2	47	28	0	72	52	124	0	3	13	0.0/0.0
1999	Kansas City	15-15	1	5	5	0	76	27	103	1	2	5	0.0/0.0
2000	Kansas City	16-16	2	0	0	0	65	14	79	0	1	6	2.0/15.0
2001	Kansas City	16-16	3	48	25	0	73	42	115	0	1	3	1.0/6.0
2002	Kansas City	16-0	0	0	--	0	0	0	0	0	0	0	0.0/0.0
Totals		95-79	12	157	28	0	379	183	562	3	8	39	4.0/23.0

Additional Stats: Had 25 kickoff returns for 581 yards (23.2 avg.) with a long of 66 in '96. Has 24 QB pressures - seven in '97, four in '98, eight in '99, one in 2000 and four in 2001. Has 24 special teams tackles - 16 in '96, four in '97, three in '98 and one in '99. Recovered a blocked field goal attempt at Denver (12/6/98). Returned a fumble 19 yards at Tampa Bay (11/14/99).

POSTSEASON

Year	Team	G-S	INTERCEPTIONS				TACKLES		FUMBLES	PASSES	SACKS		
			No.	Yds.	LG	TD	Solos	Asst.Total	Rec.For.	Defended	No./Yds.		
1997	Kansas City	1-1	0	0	--	0	3	1	4	0	1	0	1.0/7.0
Totals		1-1	0	0	--	0	3	1	4	0	1	0	1.0/7.0

SINGLE GAME CAREER HIGHS

Tackles: 17 (11 solo) vs. Denver (11/16/97)

Interceptions: 1, 12 times, last

at Oakland (12/9/01)

INT Return Yards: 28 vs. Dallas (12/13/98)

Passes Defended: 4 at N.Y. Giants (12/20/98)

Sacks: 1.0, four times, last at San Diego (11/4/01)

QB Pressures: 3 vs. Buffalo (9/14/97)

Kickoff Returns: 5 vs. Houston (9/1/96)

Kickoff Return Yards: 159 vs. San Diego (9/29/96)

Long Kickoff Return: 66 vs. San Diego (9/29/96)

STREAKS & MILESTONES: Has played in 95 contests and needs five more games to become the 58th player in team history to see duty in 100 games. Registered his 500th career tackle at the N.Y. Jets (11/11/01). Ranks 10th in team history with 562 tackles, needing 67 more to move into seventh ahead of Tracy Simien (595), Dino Hackett (625) and Lloyd Burruss (628).

RECENTLY RETIRED

53

Marvusc
PATTON

Linebacker • 6-2 • 241



Born: May 1, 1967
Los Angeles, California

UCLA
Unrestricted Free Agent (1999)
NFL: 13 (Four with Chiefs)
GP/GS: (208/164) Playoffs: (11/6)

Pro Career: Extremely distinguished and durable performer concluded a brilliant 13-year NFL career following the 2002 season ... Epitomized the qualities of a consummate professional throughout his professional tenure, serving as an exemplary role model for his younger teammates ... Not only brought his chiseled physique to Kansas City when he signed as an unrestricted free agent from Washington on April 27th of '99, but also infused the Arrowhead locker room with his commitment to being the very best ... Produced an amazing 100+ tackles in each of his final 10 seasons ... Despite playing just four years with the Chiefs, produced 537 tackles during his time in Kansas City to rank 13th on the franchise's career tackle chart ... Continually strived for excellence and possessed an unmatched work ethic ... Captained the Kansas City defense each of his final three seasons in the Red and Gold ... Earned the club's Derrick Thomas Award as the club's Most Valuable Player in his inaugural season with the team ... Joined the late Thomas as the only other Chiefs linebacker to be named the club's MVP (Thomas won the honor in both '91 and '94) ... Achieved another milestone in 2000 by scoring the only touchdown of his distinguished NFL career, hitting paydirt on a 24-yard INT return at San Diego (11/26/00) ... The embodiment of professionalism, provided the ultimate example to his teammates of how to work, whether it was in the weight room, in the classroom or on the field ... Maintained a quiet demeanor, but spoke volumes by the way he carried himself ... A relentless worker who pushed both himself and his teammates to their maximum potential ... Patton's stringent year-round workout regimen was largely responsible for his unprecedented durability, particularly when one considers the position he played ... Did not miss a single game after entering the league in '90, seeing action in 208 consecutive contests dating back to his rookie campaign with Buffalo ... Of the 16 linebackers enshrined in the Pro Football Hall of Fame, Ted Hendricks (215) is the only member of that illustrious group to have played in more contests than Patton ... Started 164 games during his NFL tenure, opening 157 of his last 160 games ... Had a streak of 118 consecutive starts dating back to the '93 season opener snapped when the Chiefs opened in a dime defense vs. St. Louis (10/22/00) ... Despite coming to the Chiefs with relatively little fanfare, proceeded to pay immediate dividends for the club ... Set the tone for Kansas City's defense in '99 by producing a career-high 6.5 sacks, racking up a team-high 20 tackles for loss and registering a career-best 14 QB pressures ... Tallied 143 tackles in 2000, then followed that up with a 138-tackle performance in 2001 and produced 121 stops last season to top the 100-tackle barrier for a 10th consecutive season, a remarkable feat considering he turned the trick for three different teams during that span ... Combined with Donnie Edwards (147) to become the first Chiefs linebacking tandem to top the 100-tackle barrier for three consecutive seasons, turning that rare triple-play from '99-01 ... Took over the Chiefs starting MLB spot in '99, where he was a mainstay for four years ... Came to Kansas City after a four-year stint with Washington from '95-98, where he was the Redskins leading tackler three of those four seasons ... Inaugurated his NFL career with Buffalo from '90-94 before signing with Washington as an unrestricted free agent on February 22nd of '95 ... Saw duty in 208 straight regular season games, with 164 starts ... Produced 1,512 tackles (1,067 solo), 26.5 sacks (-210.0 yards), 17 INTs (119 yards) with one touchdown, 13 fumble recoveries, 18 forced fumbles, 44 passes defensed, 70 QB pressures and 55 special teams tackles during his pro tenure ... During his five-year stay with the Bills, saw duty in 11 postseason contests (six starts) ... Went to the Super Bowl each of his first four seasons in the league, joining Glenn Parker, Carwell Gardner, Mike Lodish and James Williams as the only NFL players to accomplish that feat ... Produced a total of 44 tackles (37 solo), a pair of pass deflections and one QB pressure in his 11 games of playoff action ... Originally entered the league as an eighth-round selection (208th overall) of Buffalo in the '90 NFL Draft.

EXTRA POINTS

Patton did not miss a single game during his 13-year NFL career and is just one of five players in NFL history to play in the Super Bowl each of their first four NFL seasons.

RETIRED

Kansas City (1999-02): Saw action in 64 games for the Chiefs, starting 61 of those contests ... Totaled 537 tackles (405 solo) from his middle linebacker position to go along with seven interceptions (44 yards) with one TD, 12.5 sacks (-87.0 yards), 27 QB pressures and 19 passes defended ... Also recorded six fumble recoveries and seven forced fumbles.

2002: Played in 16 games (15 starts) at middle linebacker ... Was selected as the team's defensive captain for the season ... Ranked second on the team with 121 tackles (89 solo), including one for a loss ... Also had two fumble recoveries, 2.0 sacks (-14.0 yards), two QB pressures, three passes defended, a forced fumble and two INTs (29 yards) ... Was named to the *USA Today* All-Joe team ... Tallied five tackles at Cleveland (9/8) ... Made six tackles for his 1,400th career tackle and added a QB pressure vs. Jacksonville (9/15) ... Produced seven tackles at New England (9/22), but did not start at MLB when the club opened in its nickel package ... Totaled a team-high 12 tackles, a sack of Jay Fiedler and a recovery of a RB Ricky Williams fumble vs. Miami (9/29) ... Recorded five tackles at the N.Y. Jets (10/6) ... Made five tackles and a QB pressure at San Diego (10/13) ... Amassed five tackles and a pass defended vs. Denver (10/20) ... Registered eight tackles, one pass defended and intercepted a QB Rich Gannon pass that he returned a career-long 25 yards vs. Oakland (10/27). Also appeared in his 200th consecutive game ... Collected a season-high 17 tackles (11 solo) at San Francisco (11/10) ... Made seven tackles vs. Buffalo (11/17) ... Registered a team-high 12 tackles with one behind the line at Seattle (11/24) ... Recorded three tackles vs. Arizona (12/1) ... Totaled seven tackles, one pass defended and a sack of Jamie Martin along with an interception off Martin vs. St. Louis (12/8) ... Tallied 10 tackles (eight solo) to record his 10th consecutive season with 100+ tackles at Denver (12/15) to record his 1,500th career tackle. He also forced a RB Clinton Portis fumble on the one-yard line ... Amassed four tackles vs. San Diego (12/22) ... Collected eight tackles and returned a QB Rich Gannon fumble five yards at Oakland (12/28).

2001: Played in 16 games (15 starts) at middle linebacker, captaining the Chiefs defense ... Finished second on the team with 138 tackles (109 solo), marking the ninth consecutive season he has topped the 100-tackle barrier ... Led the squad with 10 tackles coming behind the line of scrimmage ... Also forced two fumbles, recorded seven passes defended, two INTs for five yards, 3.0 sacks (-25.0 yards) and six QB pressures ... Had a team-high 12 tackles vs. Oakland (9/9), a sack and strip of Rich Gannon, as well as a tackle for loss and a QB pressure ... Recorded his second straight double-digit tackle day with 12 tackles, including a tackle for loss vs. the N.Y. Giants (9/23) ... Registered six stops at Washington (9/30) ... Produced 10 stops, a tackle for loss, a QB pressure and intercepted a Brian Griese pass in the second quarter at Denver (10/7) ... Amassed a season-high 13 tackles (11 solo) vs. Pittsburgh (10/14) ... Collected 10 tackles and two tackles for loss vs. Indianapolis (10/25) ... Tallied 11 tackles and a pass defended at the N.Y. Jets (11/11) ... Produced six solo tackles and a pass defended vs. Seattle (11/25) ... Tied a career high with 2.0 sacks of Donovan McNabb vs. Philadelphia (11/29) to go with nine solo tackles and a QB pressure ... Did not start when the club opened in a nickel formation at Oakland (12/9), but still amassed eight tackles and a pass defended ... Recorded six tackles, two QB pressures and forced a RB LaDainian Tomlinson fumble vs. San Diego (12/23) ... Registered nine tackles with one for loss, two passes defended and returned a Trent Dilfer INT five yards at Seattle (1/6/02).

2000: Played in all 16 games at middle linebacker with 15 starts, captaining the Chiefs defense along with CB James Hasty ... Ranked second on the team with 143 tackles (112 solo), trailing only Edwards (151) ... Added two forced fumbles, a fumble recovery, 1.0 sack (-9.0 yards), six passes defended, five QB pressures and two INTs, one of which he returned for a 24-yard TD return ... Had three stops vs. Indianapolis (9/3) and forced a RB Edgerrin James fumble which Hasty recovered on the Chiefs 10-yard line to stop the Colts opening drive ... Totaled 12 tackles at Tennessee (9/10) ... Led the team with six tackles and recovered a QB Moses Moreno fumble vs. San Diego (9/17) ... Collected a team-high 12 tackles, one QB pressure, a forced fumble and intercepted a Gus Ferrette pass which he returned 15 yards with 1:40 remaining in the game at Denver (9/24) to seal the 23-22 victory ... Posted a season-high 14 solo tackles and two passes defended vs. Seattle (10/2) ... Had a string of 118 consecutive starts dating back to the '93 season opener snapped vs. St. Louis (10/22) when the team opened the game in its dime package ... Registered a team-high 12 tackles and one QB pressure at Oakland (11/5) ... Returned a Ryan Leaf INT 24 yards for his first NFL TD and posted a team-high nine tackles and one QB pressure at San Diego (11/26) ... Totaled 12 stops, one QB pressure and a sack of Drew Bledsoe at New England (12/4) ... Credited with 10 tackles vs. Carolina (12/10) ... Had 12 tackles and two passes defended at Atlanta (12/24).

1999: Started all 16 games at middle linebacker, earning team MVP honors for his efforts ... Ranked second on the squad with 135 tackles (95 solo), trailing only Edwards, who had 143 stops ... Posted a career-high 6.5 sacks (-39.0 yards) and registered his first two-sack contest ... Added one INT, a career-best 14 QB pressures, three passes defended and two forced fumbles ... Also tied Reggie Tongue and Cris Dishman for the team lead with three fumble recoveries ... Was one of seven defensive starters to open all 16 games ... Tallied seven games with 10 or more tackles ... Incredibly, saw duty on all of Kansas City's 1,078 defensive snaps from his middle linebacker position ... Saw his first duty in a Chiefs uniform, captaining the defense at Chicago (9/12) and collecting nine tackles ... Got his first sack as a Chief, taking down Charlie Batch for an eight-yard loss vs. Detroit (9/26) ... Had a career-high 2.0 sacks at San Diego (10/3) - one of Jim Harbaugh and one of Erik Kramer - got an INT off Kramer (no yards) and had a team-high 10 tackles ... Posted six tackles, two QB pressures and recovered a Terry Allen

fumble vs. New England (10/10) ... Had half a sack of Harbaugh and a QB pressure vs. San Diego (10/31) ... Posted eight tackles at Indianapolis (11/7) and recovered a QB Peyton Manning fumble at the Chiefs four-yard line ... Recovered a QB Jon Kitna fumble vs. Seattle (11/21) ... Produced nine tackles, a sack of Rich Gannon and forced a Gannon fumble at Oakland (11/28) ... Forced a WR Hines Ward fumble, recorded a sack of Mike Tomczak and posted 11 tackles vs. Pittsburgh (12/18) ... Talled 10 tackles, a half sack of Kitna and one QB pressure at Seattle (12/26) ... Recorded 10 tackles, half a sack of Gannon, one QB pressure and one pass defended vs. Oakland (1/2/00).

Washington (1995-98): Started all 64 games of his career with the Redskins, producing over 160 tackles all four seasons with the club, including 100+ solo tackles each of those seasons ... Recorded an incredible 709 tackles (481 solo) in Washington, an average of 177 per year ... Also contributed 10.5 sacks (-87.0 yards), six INTs, four fumble recoveries, 11 forced fumbles and 30 QB pressures ... Was on the field for 4,417 of Washington's 4,436 defensive snaps (99.6%) from '95-98.

1998: Started all 16 games for the sixth consecutive season and played on all but 19 of Washington's defensive snaps at middle linebacker ... Led the club with a career-high 192 tackles (137 solo) ... Also added 3.0 sacks (-25.0 yards), a fumble recovery, a forced fumble and 10 QB pressures ... Tied a career best with six passes defended, as well ... Had 10 or more stops in 13 games and topped the 15-tackle barrier five times ... Led the team in tackles in six contests ... Had 16 stops vs. Dallas (10/5) ... Produced a career-high four QB pressures at Philadelphia (10/11) ... Got a team-high 11 tackles, two QB pressures, a sack and a forced fumble at Arizona (11/8) ... Registered a season-high 17 tackles vs. Philadelphia (11/15) ... Added 15 stops vs. Tampa Bay (12/19).

1997: Moved inside to the middle linebacker post prior to the start of the season and flourished at that position ... Opened all 16 games at middle linebacker, playing on every defensive snap and finishing the year second on the team with 175 tackles, including a team-high 132 solo stops ... Added 4.0 sacks (-35.0 yards) and 13 quarterback hurries ... Recorded two interceptions and four passes defended ... Led the team in forced fumbles with four and recovered one fumble ... Named the Redskins Miller Lite Player of the Year and earned the NFLPA's Unsung Hero Award ... Had double-digit stops in 12 different games ... Had a monster game vs. Arizona (9/14), accounting for a career-high 19 total tackles, including 15 solo stops and a QB hurry ... In the rematch at Arizona (12/7) came up with a key sack of Jake Plummer, forcing a fumble which preserved a 38-28 win.

1996: Started all 16 games at outside linebacker, taking all 1,181 of the Redskins defensive snaps ... The club's tackle leader for the second straight season with 181 total stops (105 solo) ... Added a pair of sacks, four quarterback hurries, six passes defended, two interceptions, two forced fumbles, and one fumble recovery ... Had 17 stops in the season-opener vs. Philadelphia (9/1) ... Recorded a season-high 18 tackles at Buffalo (11/3).

1995: Started all 16 games at outside linebacker and was Washington's only defensive player to play every down (1,117 snaps) ... Led the team with 161 tackles (107 solo) ... Had two INTs, a team-leading four forced fumbles and one fumble recovery ... Best effort of the season came at St. Louis (12/17) with 17 total tackles, two forced fumbles, including one that was returned for a TD.

Buffalo (1990-94): Played in 80 regular season contests (39 starts) during five seasons with Buffalo ... Produced 266 tackles (181 solo), 3.5 sacks (-36.0 yards), four INTs for eight yards, three fumble recoveries, 11 passes defended and 13 QB pressures ... Saw duty in 11 playoff contests (six starts) and was a member of all four of the Bills Super Bowl squads, totaling 44 tackles (37 solo), a pair of pass deflections and a QB pressure.

1994: Started all 16 games for the second straight season ... Was the Bills second-leading tackler with 101 stops (68 solo) ... Added a pair of INTs, five passes defended, two QB pressures and a special teams tackle ... Had a season-high 14 tackles vs. Indianapolis (10/14) ... Intercepted a Dan Marino pass at the goal line in the fourth quarter to help preserve a 42-31 win at Miami (12/4).

1993: Moved from outside linebacker to an inside position and started all 16 games for the first time in his career ... Produced the first 100-tackle season of his career with 118 tackles (76 solo) ... Came up with two INTs, three fumble recoveries and two forced fumbles ... Also added six special teams stops ... Nabbed his first career INT off Phil Simms and added 13 tackles vs. the N.Y. Giants (10/3) ... Got a sack of Neil O'Donnell at Pittsburgh (11/15) ... Started all three postseason contests, contributing 26 tackles (20 solo) and one pass defended ... Led the club with 13 tackles in the AFC Divisional Playoffs vs. the L.A. Raiders (1/15/94) ... Had six stops and a pass defended in the AFC Championship Game vs. Kansas City (1/23/94) ... Produced seven tackles in Super Bowl XXVIII vs. Dallas (1/30/94).

1992: Played in all 16 games at left outside linebacker, starting five of the last eight regular season games ... Finished the year with 25 tackles (20 solo), a pair of sacks (-17.0 yards), a pass defended, four QB pressures and 13 special teams takedowns ... Had a season-best six tackles vs. Pittsburgh (11/8) ... Started three of the Bills four postseason games, getting 17 tackles (16 solo), a pass deflection and a QB hurry ... Had seven solo tackles in Super Bowl XXVII vs. Dallas (1/31/93).

1991: Played in all 16 games with a pair of starts ... Registered 10 tackles, two QB pressures and eight special teams stops ... Got his first NFL start vs. Pittsburgh (9/8) at left outside linebacker when the Bills went to an unusual 2-5 alignment ... Also started the next week at the N.Y. Jets (9/15) ... Played in all three of the club's postseason contests, producing one tackle ... Credited with one tackle in Super Bowl XXVI vs. Washington (1/26/92).

1990: Saw duty in all 16 games as a rookie ... Concluded the year with 12 tackles, half a sack (-9.0 yards), a QB pressure and a career-best 27 special teams stops ... Named to *Pro Football*

RETIRED

Weekly's all-rookie team ... Suffered a broken leg on the opening kickoff of the AFC Divisional Playoffs vs. Miami (9/16) ... On the roster for Super Bowl XXV vs. the N.Y. Giants (1/27/91).

College: After being accepted at UCLA, made the team as a walk-on ... Finished his career at UCLA with 197 tackles (116 solo), 11.5 sacks and a pair of interceptions ... Became a full-time starter as a senior in '89 and led the team with 11.0 sacks ... Was a *Sporting News* honorable mention All-America and a second-team All-Pac 10 pick his final season when he tallied 106 tackles (66 solo) and one INT ... Earned Pac 10 All-Academic honorable mention three times ... Had 53 tackles, a sack and one INT as a junior in '88 ... Produced 20 tackles as a sophomore and 18 stops as a freshman ... Earned a degree in Political Science from UCLA.

Personal: Prepped at Leuzinger High School in Lawndale, California ... His father, Ray, was a Los Angeles police officer who was killed in the line of duty during a drug arrest in '76. Patton was only nine years old at the time of his father's death ... Marcus received his unique first name from his late father. "My father liked Marcus, but he wanted me to be a little different, so he put the 'v' in there. I guess it worked, I'm the only Marcus I know." ... His mother, Barbara, played for the L.A. Dandelions of the National Football Women's League from '72-76. It was a full-contact football league with practice four nights a week. Players were paid \$25 a game. Patton's mother once split another woman's helmet while making a tackle. She currently works for the federal government's General Services Administration ... Hopes to someday pursue a career as a lawyer following his playing career ... Was selected in '97 as having the NFL's third best physique by *Muscle and Fitness Magazine* ... Full name: Marcus Raymond Patton (pronounced MARV-cus) ... Single ... Resides in Clifton, Virginia.



PATTON'S NFL STATISTICS



Year	Team	G-S	TACKLES			SACKS		INTs		FUMBLES			PASSES		QB Pressures
			Solos	Asst.	Total	No./Yds.	No./Yards	Rec.	For.	Defensed	For.	Defensed			
1990	Buffalo	16-0	8	4	12	0.5/9.0	0/0	0	0	0	0	0	0	1	
1991	Buffalo	16-2	9	1	10	0.0/0.0	0/0	0	0	0	0	0	0	2	
1992	Buffalo	16-5	20	5	25	2.0/17.0	0/0	0	0	0	1	1	4	4	
1993	Buffalo	16-16	76	42	118	1.0/10.0	2/0	3	0	5	4	4	4	4	
1994	Buffalo	16-16	68	33	101	0.0/0.0	2/8	0	0	5	2	2	2	2	
1995	Washington	16-16	107	54	161	1.5/9.0	2/7	1	4	2	3	3	3	3	
1996	Washington	16-16	105	76	181	2.0/18.0	2/26	1	2	6	4	4	4	4	
1997	Washington	16-16	132	43	175	4.0/35.0	2/5	1	4	0	13	13	13	13	
1998	Washington	16-16	137	55	192	3.0/25.0	0/0	1	1	6	10	10	10	10	
1999	Kansas City	16-16	95	40	135	6.5/39.0	1/0	3	2	3	14	14	14	14	
2000	Kansas City	16-15	112	31	143	1.0/9.0	2/39	1	2	6	5	5	5	5	
2001	Kansas City	16-15	109	29	138	3.0/25.0	2/5	0	2	7	6	6	6	6	
2002	Kansas City	16-15	89	32	121	2.0/14.0	2/29	2	1	3	2	2	2	2	
Totals		208-1641,067	445	1,512	26.5/210.0	17/119	13	18	44	70					

Additional Stats: Scored a touchdown on a 24-yard interception return at San Diego (11/26/00). Had 55 career special teams tackles - 27 in '90, eight in '91, 13 in '92, six in '93 and one in '94.

POSTSEASON

Year	Team	G-S	TACKLES			SACKS		INTs		FUMBLES			PASSES		QB Pressures
			Solos	Asst.	Total	No./Yds.	No./Yards	Rec.	For.	Defensed	For.	Defensed			
1990	Buffalo	1-0	0	0	0	0.0/0.0	0/0	0	0	0	0	0	0	0	
1991	Buffalo	3-0	1	0	1	0.0/0.0	0/0	0	0	0	0	0	0	0	
1992	Buffalo	4-3	16	1	17	0.0/0.0	0/0	0	0	1	1	1	1	1	
1993	Buffalo	3-3	20	6	26	0.0/0.0	0/0	0	0	1	0	0	0	0	
Totals		11-6	37	7	44	0.0/0.0	0/0	0	0	2	1	1	1	1	

Additional Stats: Had three special teams tackles in '91.

SINGLE GAME CAREER HIGHS

Tackles: 19 (15 solo) vs. Arizona (9/14/97)

Fumble Recoveries: 1, 13 times,

Sacks: 2.0 at San Diego (10/3/99)

last at Oakland (12/28/02)

vs. Philadelphia (11/29/01)

Forced Fumbles: 2 at St. Louis (12/17/95)

Interceptions: 1, 17 times, last

Passes Defensed: 2, several times, last at Seattle (1/6/02)

vs. St. Louis (12/8/02)

Long INT Return: 25 vs. Oakland (10/27/02)

QB Pressures: 4 at Philadelphia (10/11/98)

STREAKS AND MILESTONES: Played in 208 consecutive regular season games. Had a string of 118 consecutive starts snapped vs. St. Louis (10/22/00) when the team opened in a six-defensive back package. Had 10 consecutive 100-tackle campaigns. Recorded his 1,500th career tackle at Denver (12/15/02).

CHIEFS 2003 DRAFT

34

Larry
JOHNSON

Running Back • 6-1 • 228



Born: November 19, 1979
State College, Pennsylvania

Penn State
Draft (No. 1 - 2003)
27th Overall Selection

College: Extremely decorated running back selected by the Chiefs in the first round (27th overall) of the 2003 NFL Draft ... Was the second running back taken in the draft behind Willis McGahee, who went to Buffalo with the 23rd overall pick ... Expected to serve as Kansas City's top backup behind two-time Pro Bowl RB Priest Holmes ... Finished his career as the fifth all-time leading rusher in Nittany Lions history, playing for the legendary Joe Paterno ... Curt Warner (3,398), Blair Thomas (3,301), Curtis Enis (3,256) and D.J. Dozier (3,227) are the only backs in school history to accumulate more career rushing yardage than Johnson (2,953) ... Was a true all-purpose threat during his collegiate career, racking up 5,045 all-purpose yards to break the previous Penn State record of 4,982 set by Curt Warner ... Expected to make an immediate contribution on special teams for the Chiefs ... Has experience returning both kickoffs and punts ... Amassed 1,347 kickoff return yards during his stay at Penn State, the second-highest total in school history behind only by Kenny Watson (1,506) ... Also blocked a pair of punts during his collegiate career and scored on a pair of blocked punt returns ... Enters the pro ranks after a sensational senior campaign in which he exploded onto the national stage ... Piled up 2,087 rushing yards in his final collegiate season, making him just the ninth player in NCAA Division I history and the first in Big Ten annals to top the 2,000-yard rushing plateau ... Took home a hoard of postseason hardware, winning the Doak Walker Award as the nation's top running back, in addition to claiming the Walter Camp and Maxwell Club Player of the Year Awards ... Finished third in the Heisman Trophy balloting ... Was a consensus first-team All-America selection, the Chevrolet National Offensive Player of the Year and a unanimous first-team All-Big Ten pick ... In total, saw duty in 46 games (18 starts) during his career at Penn State, recording 460 carries for 2,953 yards (6.4 avg.) with 26 TDs ... Hauled in 65 passes for 681 yards (10.5 avg.) with seven scores ... Added 59 kickoff returns for 1,347 yards (22.8 avg.) with one TD, as well as three punt returns for 64 yards (21.3 avg.) ... Blocked two punts and scored TDs on blocked punt returns of 15 and 40 yards ... Kansas City orchestrated a first-round trade with the Steelers prior to picking Johnson. The Chiefs obtained Pittsburgh's first-round pick (27th overall - used on Johnson), third-round pick (92nd overall - used CB Julian Battle) and sixth-round pick (200th overall - subsequently traded to the N.Y. Jets) in exchange for the Chiefs first-round pick (16th overall - used on S Troy Polamalu).

2002: Played in 13 games (12 starts) ... Led the nation in rushing, racking up 271 carries for 2,087 yards (7.7 avg.) with 20 TDs, good for an average of 160.5 yards per game ... Became the first 2,000-yard rusher in college football history to average over 7.5 yards per carry ... Shattered the school single-season rushing record of 1,567 yards set by Lydell Mitchell in '71 ... Became the first player in college football annals to lead the nation in rushing and all-purpose yardage (2,655) in the same season, breaking the old single-season school record of 1,831 all-purpose yards by O.J. McDuffie in '92 ... Averaged 204.2 all-purpose yards per game ... Hauled in 41 receptions for 349 yards (8.5 avg.) with three scores ... Added 11 kickoff returns for 219 yards (19.9 avg.) ... Gained at least 100 all-purpose yards in every game, except vs. Ohio State ... Posted eight 100-yard rushing days, one shy of the Penn State single-season record of nine set by Ki-Jana Carter in '94 ... Racked up four 200-yard rushing performances, breaking the previous mark of three by John Cappelletti in '73 ... Had 175 all-purpose yards vs. Central Florida, including 92 ground yards, a season-long 53-yard kickoff return and a 23-yard TD catch ... Produced the initial 100-yard rushing game of his career with a 19-carry, 123-yard, two-TD performance vs. Nebraska ... Rushed 17 times for 147 yards with two rushing TDs and a scoring grab vs. Louisiana Tech ... Had 223 all-

EXTRA POINTS

Johnson led the NCAA in rushing as a senior at Penn State, racking up a school-record 2,087 rushing yards.

ROOKIES

purpose yards vs. Iowa, catching six passes for a career-high 93 receiving yards, including a 35-yard TD reception ... Had 14 attempts for 111 yards and a 24-yard score vs. Wisconsin before leaving the game with a hamstring injury ... Had 17 carries for 78 yards with one TD vs. Michigan ... Racked up 23 carries for 257 yards with two TDs vs. Northwestern ... Registered 31 carries for 279 yards vs. Illinois, including an 84-yard score, the sixth-longest run from scrimmage in school history ... Had 251 all-purpose yards vs. Virginia, including 31 carries for 188 yards with one TD ... Carried 28 times for a school game-record 327 rushing yards vs. Indiana, scoring on TD runs of 59, 43, one and 41 yards. Also surpassed the Penn State single-season rushing mark held by Mitchell with a 25-yard run in the second quarter ... Produced 279 rushing yards and four rushing TDs in the first half vs. Michigan State. Surpassed the 2,000-yard mark on the season on a 38-yard TD run in the second quarter. Did not carry the ball in the second half ... Closed out his career with 20 carries for 72 yards in the Capital One Bowl vs. Auburn.

2001: Played in 11 games (five starts) ... Led the team with 71 carries for 337 yards (4.7 avg.) and two TDs ... Also snared 11 receptions for 136 yards (12.4 avg.) with a pair of scores... Returned 17 kickoffs for 454 yards (26.7 avg.) with one TD and also scored on a pair of blocked punts ... Had a 50-yard TD catch vs. Wisconsin ... Returned a punt blocked by current Chiefs FB Omar Easy for a 15-yard touchdown vs. Iowa ... Blocked a punt which he returned for a 40-yard TD vs. Southern Mississippi ... Returned three kickoffs for 130 yards, including a 97-yard score vs. Illinois ... Registered a 37-yard TD catch vs. Indiana, as well as a pair of touchdown runs.

2000: Played in all 12 games with one start ... Ranked second on the team with 75 carries for 358 yards (4.8 avg.) and three TDs ... Also caught nine passes for 122 yards (13.6 avg.) with a TD and returned 18 kickoffs for 444 yards (24.7 avg.) ... Started the season opener vs. Southern California, blocking a punt in that contest which he returned for nine yards ... Had a two-yard TD run and a 65-yard kickoff return vs. Louisiana Tech ... Registered a 12-yard TD run vs. Indiana ... Gained a season-high 94 yards vs. Michigan State.

1999: Saw reserve duty in 10 games, rushing 43 times for 171 yards (4.0 avg.) with one TD ... Also caught four passes for 74 yards (18.5 avg.) and hauled in a 60-yard TD pass the first time he ever touched the ball in a contest vs. Arizona ... Added 13 kickoff returns for 230 yards (17.7 avg.).

1998: Redshirted as a true freshman ... Graduated from Penn State with a degree in Integrative Arts in December of 2002.

High School: Ran for 2,159 yards and 29 TDs as a senior at State College Area High School in State College, Pennsylvania ... Also recorded 31 tackles and 7.0 sacks as a senior when he earned honorable mention All-America honors from *USA Today* ... Was also a second-team all-state selection his senior year and was named Allegheny Conference Player of the Year in '97 ... His 374 rushing yards against Punxsutawney High School set a school record.

Personal: Comes from a Penn State athletic family. His father, Larry, Sr. is the Nittany Lions defensive line coach. His brother, Tony, is a senior wide receiver for the Lions and his sister, Teresa, is a senior third baseman on the Penn State softball team ... Full name: Larry Alphonso Johnson ... Single ... Resides in State College, Pennsylvania.

JOHNSON'S COLLEGE STATISTICS

Year	Team	G-S	RUSHING					RECEIVING				
			No.	Yds.	Avg.	LG	TD	No.	Yds.	Avg.	LG	TD
1999	Penn State	10-0	43	171	4.0	40	1	4	74	18.5	60	1
2000	Penn State	12-1	75	358	4.8	58	3	9	122	13.6	61	1
2001	Penn State	11-5	71	337	4.7	31	2	11	136	12.4	50	2
2002	Penn State	13-12	271	2,087	7.7	84	20	41	349	8.5	36	3
Totals		46-18	460	2,953	6.4	26	26	65	681	10.5	61	7

Year	Team	PUNT RETURNS					KICKOFF RETURNS				
		No.	Yds.	Avg.	LG	TD	No.	Yds.	Avg.	LG	TD
1999	Penn State	0	0	0.0	--	0	13	230	17.7	40	0
2000	Penn State	1	9	9.0	9	0	18	444	24.7	65	0
2001	Penn State	2	55	27.5	40	2	17	454	26.7	97	1
2002	Penn State	0	0	0.0	--	0	11	219	19.9	53	0
Totals		3	64	21.3	40	2	59	1,347	22.8	97	1

Additional Stats: Blocked a punt in 2000 for a nine-yard return. Blocked a punt in 2001 which he returned for a 40-yard TD. Returned a punt blocked by Omar Easy for a 15-yard TD in 2001.

94

Kawika MITCHELL

Linebacker • 6-0 • 253



Born: October 10, 1979
Winter Springs, Florida

South Florida
Draft (No. 2 - 2003)
47th Overall Selection

College: Speedy, hard-hitting linebacker joined Kansas City as the club's second-round selection (47th overall) in the 2003 NFL Draft ... Spent the majority of his college career at outside linebacker, but truly excelled as a middle linebacker as a senior where he is expected to serve as a backup behind Mike Maslowski for the Chiefs ... Should also make an immediate contribution on special teams ... Has the quickness to chase down opponents from behind and the power to knock ball carriers backwards ... Was a two-time Butkus Award candidate for the Bulls ... Began his collegiate career at Georgia before transferring to South Florida following his redshirt freshman season ... Did not have to sit out a season as South Florida was an NCAA Division I-AA program at the time. The Bulls made the switch to Division I football in 2001 ... Played in 42 games (39 starts) for the Bulls, amassing a school-record 367 tackles (230 solo) ... Also produced 37.0 tackles for loss, 8.0 sacks (-56.0 yards), 26 QB pressures, nine passes defended, in addition to three forced fumbles, two fumble recoveries and two interceptions (61 yards) ... Scored one touchdown on a 56-yard fake punt ... Enjoyed a stellar senior campaign after miraculously suffering only a separated shoulder when he was thrown from a car at 50 miles per hour during the summer of 2002.

EXTRA POINTS

Mitchell was fortunate to escape a car accident prior to his senior season at South Florida when he was thrown from a vehicle traveling 50 mph and suffered only a separated shoulder.

2002: Started 10 games at middle linebacker, registering a school single-season record 117 tackles (72 solo), including a team-record 19.0 stops behind the line ... Added 4.0 sacks (-35.0 yards), a team-high 16 QB pressures, five passes defended, an INT, two forced fumbles and a fumble recovery ... Also scored a 56-yard TD on a fake punt ... Amassed a season-high 15 tackles vs. Northern Illinois ... Added 14 tackles vs. Arkansas ... Totaled 14 tackles, 2.0 sacks, 5.0 tackles behind the line and a forced fumble vs. Oklahoma ... Collected seven tackles, three QB pressures, a forced fumble and a fumble recovery vs. North Texas ... Had 13 tackles, two QB pressures and a pass defended vs. Southern Mississippi ... Posted 13 tackles and a QB pressure vs. East Carolina ... Recorded six stops and ran 56 yards on a fake punt for a TD vs. Charleston Southern ... Totaled 10 tackles and a sack vs. Memphis ... Registered 10 tackles, a pair of passes defended and a QB pressure vs. Bowling Green ... Collected 10 tackles, three QB pressures and a 39-yard INT return.

2001: Opened 10 games at weakside linebacker ... Led the team with 106 tackles (59 solo) and added 1.5 sacks (-4.0 yards), 7.0 stops for a loss, four QB pressures, two passes defended and a fumble recovery ... Produced a season-high 14 tackles vs. North Texas ... Registered 13 tackles and recovered a fumble vs. Northern Illinois ... Had 10 tackles and a pass defended vs. Pittsburgh.

2000: Started all 11 games at weakside linebacker and led the team with 77 tackles (54 solo) ... Also had 6.0 stops for loss, a sack (-8.0 yards), one QB pressure and two passes defended ... Recorded six tackles vs. Jacksonville State ... Collected 13 tackles vs. Kentucky ... Added 13 stops vs. James Madison ... Totaled 11 tackles and a stop behind the line vs. Western Kentucky.

1999: Transferred to South Florida from Georgia and saw action in 11 games (eight starts) for the Bulls ... Finished the season with 67 tackles (45 solo), 1.5 sacks (-12.0 yards), 5.0 stops for loss, an interception (22 yards) and a forced fumble ... Posted eight tackles vs. Illinois State and New Hampshire ... Had a season-high 11 tackles and a half of a sack vs. Western Kentucky ... Returned his first collegiate INT 22 yards vs. New Haven ... Registered a sack vs. Southwest Texas State ... Majored in Physical Education at South Florida.

1998: Redshirted as a true freshman at Georgia.

High School: A first-team All-Florida, All-Central Florida, all-district, all-city and all-county as a senior at Lake Howell High School in Lake Howell, Florida, the same school that produced Denver DE Trevor Pryce and N.Y. Giants G Tam Hopkins ... Was named the Class 6A Player of the Year in District 9 ... Recorded 110 tackles (74 solo) and rushed 41 times for 225 yards with five TDs as a senior.

Personal: Full name: Kawika Uilani Mitchell ... His first name is common in Hawaii and translates to David ... Married, wife Billie with a son Nevi, who was born on April 23rd of 2003, the same day Chiefs linebackers coach Joe Vitt was in Florida visiting with Mitchell ... The Mitchells reside in Winter Springs, Florida.

MITCHELL'S COLLEGE STATISTICS

Year	Team	G-S	TACKLES			FUMBLES		SACKS	INTS	QB
			Solos	Asst.	Total	Rec.	For.	No./Yds.	No./Yds.	Pressures
1999	South Florida	11-8	45	22	67	0	1	1.5/12.0	1/22	5
2000	South Florida	11-11	54	23	77	0	0	1.0/8.0	0/0	1
2001	South Florida	10-10	59	47	106	1	0	1.5/4.0	0/0	4
2002	South Florida	10-10	72	45	117	1	2	4.0/35.0	1/39	16
Totals		42-39	230	137	367	2	3	8.0/59.0	2/61	26

Additional Stats: Had nine passes defended – two in 2000, two in 2001 and five in 2002. Ran for a 56-yard TD on a fake punt in 2002.

26

Julian
BATTLE
Cornerback • 6-2 • 205



Born: July 11, 1981

Royal Palm Beach, Florida

Tennessee

Draft (No. 3 - 2003)

92nd Overall Selection

College: Big, physical cornerback tabbed by Kansas City in the third round (92nd overall) of the 2003 NFL draft ... Possesses the size necessary to play safety and the quickness to serve as a top-flight coverman ... Played both positions at Tennessee and will continue to hone his coverage skills as a cornerback for the Chiefs ... Should also contribute on special teams after blocking a pair of kicks during his collegiate career ... Started all 26 games of his two-year tenure at Tennessee, producing 132 tackles (100 solo), 7.0 tackles for loss, 2.0 sacks (-22.0 yards), 13 passes defended, three fumble recoveries and three forced fumbles ... Returned one of those fumbles for an 81-yard touchdown ... Also blocked two punts and returned one of his blocks 11 yards ... Began his college career at Los Angeles Valley College where he began his career as a wide receiver before switching to the defensive side of the ball.

2002: Started 13 games, opening five games at strong safety, five contests at right cornerback and three at left cornerback ... Was a second-team All-Southeastern Conference selection ... Finished fourth on the team with 72 tackles (56 solo) ... Also had 2.0 sacks (-22.0 yards), 5.0 tackles for loss, an interception, four passes defended, a forced fumble and one fumble recovery ... Also blocked a punt which he returned for 11 yards ... Had five tackles, three passes defended and an INT vs. Wyoming ... Produced five stops and a sack vs. Middle Tennessee State ... Registered a season-high nine tackles vs. Florida ... Amassed seven tackles vs. Rutgers ... Totaled eight tackles vs. Arkansas ... Collected four tackles, caused a fumble, in addition to blocking and recovering a punt vs. Alabama ... Tallied eight tackles and a sack vs. South Carolina ... Registered seven tackles and a pass defended vs. Miami ... Posted five tackles vs. Kentucky.

2001: Opened 13 games at strong safety, ranking fourth on the team with 60 tackles (44 solo) ... Added two interceptions, nine pass deflections, two fumble recoveries and two forced fumbles, as well as a blocked punt ... Made six tackles in addition to forcing and recovering a fumble vs. Syracuse ... Amassed four tackles, two pass deflections and an interception vs. Arkansas ... Had six tackles vs. LSU ... Totaled six tackles vs. Georgia ... Posted seven tackles and a pass defended vs. South Carolina ... Caused two fumbles and returned a fumble 81 yards for a touchdown vs. Notre Dame to go along with seven tackles, an INT and two passes defended ... Blocked a field goal vs. Vanderbilt ... Totaled seven tackles vs. LSU in the SEC Championship Game ... Majored in Arts and Sciences at Tennessee.

Junior College: Was a two-year letterman at Los Angeles Valley College as a wide receiver and cornerback ... Caught 63 passes for 950 yards (15.1 avg.) with 10 touchdowns as a freshman.

High School: Produced 900 yards rushing and 12 TDs as a running back his senior season at Wellington High School in West Palm Beach, Florida ... Also lettered in basketball and track.

Personal: Full name: Julian Battle ... Single ... Resides in Royal Palm Beach, Florida.

EXTRA POINTS

Battle played WR at Los Angeles Valley College, the same school where Chiefs assistant defensive backs coach Vernon Dean began his playing tenure.

ROOKIES

BATTLE'S COLLEGE STATISTICS

Year	Team	G-S	INTERCEPTIONS				TACKLES			FUMBLES		PASSES	SACKS No./Yds.
			No.	Yds.	LG	TD	Solos	Asst.	Total	Rec.	For.	Defensed	
2001	Tennessee	13-13	2	6	6	0	44	16	60	2	2	9	0.0/0.0
2002	Tennessee	13-13	1	0	0	0	56	16	72	1	1	4	2.0/22.0
Totals		26-26	3	6	6	0	100	32	132	3	3	13	2.0/22.0

Additional Stats: Had an 81-yard fumble return for a TD in 2001. Blocked a field goal in 2001 and blocked a punt in 2002, which he returned 11 yards.

74

**Brett
WILLIAMS**

Tackle • 6-5 • 321



Born: May 2, 1980
Kissimmee, Florida

Florida State
Draft (No. 4 - 2003)
113th Overall Selection

College: Proven college competitor at offensive tackle who was selected as the Chiefs fourth-round pick (113th overall) in the 2003 NFL Draft ... Can work at either tackle position, but is expected to compete for a reserve role at left tackle behind eight-time Pro Bowler Willie Roaf in Kansas City ... Fundamentally-sound performer who Florida State head coach Bobby Bowden said was, "as good as any offensive lineman that I've ever had" ... Possesses solid size and strength and will be given an opportunity to hone his technique at the pro level ... Played in 40 games (35 starts) during his career at Florida ... Was a teammate of current Chiefs WR Marvin Minnis on the Seminoles '99 National Championship squad.

2002: Started all 14 games at left tackle ... Was a first-team All-America selection of *The NFL Draft Report*, *The Sporting News* and the American Football Coaches Association ... Earned first-team All-Atlantic Coast Conference honors and won the conference's Jacob's Blocking Trophy as the league's top offensive lineman for the second-straight year ... Served as team captain ... Part of a Florida State squad that generated 5,573 yards of total offense ... Saw his first duty in Arrowhead Stadium when Florida State registered a 38-31 win vs. Iowa State ... Credited with a block that sprung QB Chris Rix for a one-yard scoring run vs. Virginia as the Seminoles totaled 554 yards of total offense ... Earned ACC Blocker of the Week honors vs. Maryland.

2001: Started nine games at left tackle ... Earned first-team All-ACC honors and claimed the league's Jacob's Blocking Trophy ... Part of an offensive unit that averaged 426.1 yards per game ... Made the block on DT Eddie Freeman that cleared the way for a two-yard touchdown run by Rix vs. Alabama-Birmingham ... Sprung RB Nick Maddox for a three-yard scoring run vs. Wake Forest ... Named ACC Blocker of the Week vs. Virginia ... Suffered a left knee sprain vs. North Carolina State that forced him to miss the season's final two games vs. Florida and vs. Georgia Tech.

2000: Started five games at left tackle ... Was a key member of a team that led the nation with 6,588 yards of total offense ... Earned second-team All-ACC honors ... Began the season as the starter, but an ankle injury kept him out of the lineup early in the season ... Opened the final five games of the regular season ... Set up a one-yard TD run by FB William McCray when he leveled DT Kris Jenkins vs. Maryland ... Started in the club's 12-3 loss in the National Championship Game vs. Oklahoma.

1999: Played in 12 games, starting the last seven games of the season at left tackle ... Earned second-team All-ACC honors ... Moved into the starting lineup when Ross Brannon was lost for the year with a knee injury ... Made his initial collegiate start in a 31-21 win vs. Miami ... Produced a cut block of DE Alex Brown vs. Florida that paved the way for a two-yard TD run by RB Jeff Chaney ... Started in Florida State's 46-29 victory in the National Championship Game vs. Virginia Tech ... Majored in Sports Management at Florida State.

High School: Attended Osceola High School in Kissimmee, Florida ... Was rated as the top guard prospect in the country following his senior year according to *Super Prep* ... Named a first-

EXTRA POINTS

Williams saw his first action in Arrowhead Stadium when Florida State claimed a 38-31 win vs. Iowa State in the Eddie Robinson Classic.

ROOKIES

team *USA Today* All-USA selection and was also a *Parade* All-America pick ... Was an All-Southern pick of the *Orlando Sentinel* and the number three college prospect in the state of Florida by both the *Tampa Tribune* and the *St. Petersburg Times* ... Was a member of the *Atlanta Journal-Constitution's* Super Southern 100 Team ... Won state titles in both the discus and the shot put as a junior after winning the discus title as a sophomore ... Owns personal best of 177' 0" in the discus and 60'4" in the shot ... Also lettered in weightlifting.

Personal: Joined by his brother, Blake, who signed with Florida State in 2001 and served as a reserve offensive lineman ... Full name: Brett Williams ... Single ... Resides in Kissimmee, Florida.

Games Played/Games Started: 1999 (12/7), 2000 (5/5), 2001 (9/9), 2002 (14/14) — 40/35.

65

Jordan
BLACK
Guard/Tackle • 6-5 • 314



Born: January 28, 1980
Garland, Texas

Notre Dame
Draft (No. 5 - 2003)
153rd Overall Selection

College: Versatile offensive line prospect joined the Chiefs as a fifth-round selection (153rd overall) in the 2003 NFL Draft ... Instinctive and intelligent performer worked at both guard and tackle during his collegiate career at Notre Dame ... Expected to begin his NFL career at right guard in Kansas City, where he can learn the craft from eight-time Pro Bowler Will Shields ... Spent the majority of his career playing left tackle on the collegiate level and could move to the outside of the offensive line if necessary ... Played in 43 games for the Fighting Irish, starting 42 of those contests ... Opened 38 games at left tackle ... Made all four of his starts at right guard during the 2001 campaign.

2002: Played in 12 games (11 starts) at left tackle ... Started every game except for the Rutgers contest ... Was credited with the final block on RB Ryan Grant's 31-yard TD vs. Florida State ... Helped spring QB Carlyle Holiday for a 53-yard TD run vs. Air Force ... Cleared a path for FB Tom Lopienski's one-yard scoring run vs. Navy ... Played but did not start vs. Rutgers.

2001: Started all 11 games, opening the first seven games of the year at left tackle before shifting to right guard for the final four contests ... Earned All-Independent first-team honors from *Football News* and *College Football News* ... Part of a Notre Dame offense that averaged 289.7 yards per game ... Took down current Jaguars DT John Henderson to clear a path used by RB Tony Fisher for a one-yard touchdown run vs. Tennessee ... Decleared DE Jake Bowen on RB Julius Jones' 44-yard scoring scamper vs. Navy.

2000: Started all 11 games at left tackle ... Was an All-Independent choice of *College Football News* ... Helped pace a Fighting Irish offense that totaled 3,803 yards ... Was credited with a reception for a one-yard loss vs. Texas A&M when he caught a tipped pass ... Cleared the way for a one-yard TD run by a RB Julius Jones vs. Navy.

1999: Started the first nine games of the season at left tackle ... Helped the Irish rack up 419.7 yards per game of total offense ... Made his first career start vs. Kansas, helping the Irish rush for 363 yards and five TDs ... Suffered a torn medial collateral ligament in his right knee vs. Tennessee which caused him to miss the last three games of the year.

1998: Redshirted as a true freshman ... Majored in Psychology at Notre Dame.

High School: Earned *USA Today* honorable mention All-America honors as a senior at Dallas Christian High School in Mesquite, Texas ... Earned four letters as an offensive and defensive tackle ... Helped lead the team to the state private-school titles in '97 and '95 ... Was an all-state selection on offense his final three seasons ... Also played fullback in short-yardage situations as a senior, scoring two touchdowns ... Recorded 100 tackles on defense as a senior ... Scored three TDs working as a fullback as a junior and earned all-state accolades as a defensive tackle ... Captained the team as both a junior and senior ... Was a three-time all-conference pick ... Selected to play in the Texas-California Shrine All-Star Game ... Earned four letters in basketball and track ... Was a two-time all-conference pick in basketball, helping the team to the state crown as a sophomore and was the MVP of the track team as a freshman and sophomore.

Personal: Full name: Brian Jordan Black ... Single ... Resides in Rowlett, Texas.

Games Played/Games Started: 1999 (9/9), 2000 (11/11), 2001 (11/11), 2002 (12/11) — 43/42.

EXTRA POINTS

Black scored a pair of touchdowns as a short-yardage fullback during his senior year of high school.

66

Jimmy WILKERSON

Defensive End • 6-2 • 271



Born: January 4, 1981
Omaha, Texas

Oklahoma
Draft (No. 6 - 2003)
189th Overall Selection

College: High-energy defensive end joined Kansas City as its sixth-round selection (189th overall) in the 2003 NFL Draft ... Athletic former high school quarterback made the transition from linebacker to defensive end at the conclusion of his freshman campaign ... Earned a reputation as a pass rusher in college, but also has the skills to drop in coverage if necessary ... His level of contribution on special teams could aid his attempt to crack the Chiefs roster ... Saw action in 38 games (24 starts) at Oklahoma, amassing 130 tackles (66 solo), 35.0 stops for loss and 12.0 sacks (-68.0 yards) ... Also added 28 QB pressures, 13 passes defended and four forced fumbles ... Declared for the draft following his junior season at Oklahoma.

2002: Opened all 14 games at weakside defensive end ...

Was a first-team All-Big 12 choice by *The NFL Draft Report* and a semi-finalist for the Hendricks Award, presented annually to the nation's top defensive end ... Recorded 46 tackles (25 solo), including 12.0 stops for loss, 6.0 sacks (-38.0 yards), 14 QB pressures, two passes defended and a forced fumble ... Registered seven tackles with three behind the line and a caused fumble vs. Tulsa ... Produced seven tackles and a sack vs. Missouri ... Had a sack vs. Texas ...

Posted three tackles, a sack and forced two INTs with two QB pressures vs. Texas Tech ... Collected five tackles and a sack in the Big 12 Championship Game vs. Colorado ... Had a sack in the Rose Bowl vs. Washington State.

2001: Played in 12 games with 10 starts as a rush end ... Earned consensus first-team All-Big 12 honors ... Totaled a career-high 68 tackles (31 solo), 5.0 sacks (-24.0 yards) and 18.0 tackles for loss ... Added 13 QB pressures, 10 passes defended and three forced fumbles ... His 10 passes defended were the highest seasonal total by a non-defensive back in Oklahoma history ... Amassed nine tackles vs. Air Force ... Collected a career-high 11 tackles and two passes defended in his first collegiate start vs. North Tackles ... Posted eight tackles with 4.0 for loss vs. Kansas State ... Recorded seven tackles, a career-high 3.0 sacks and a pass defended vs. Texas ... Caused a fumble that was returned by teammate S Roy Williams for an 18-yard TD vs. Kansas ... Registered eight tackles apiece vs. Texas A&M and vs. Oklahoma State.

2000: Saw action in 12 games, recording 16 tackles (10 solo), a sack (-6.0 yards) and 5.0 stops for loss, spending the majority of the season at linebacker ... Was one of only three true freshmen to see action on defense for the Sooners ... Registered eight tackles with 5.0 stops behind the line, a sack and a pass defended vs. Baylor ... Switched to defensive end in the Orange Bowl vs. Florida State ... Majored in Education at Oklahoma.

High School: Was named the East Texas Player of the Year as a senior and was a two-time All-Texas selection at Paul H. Pewitt High School in Omaha, Texas ... Former prep quarterback threw for 1,209 yards, rushed for 1,430 yards and accumulated 35 total TDs ... Led his squad to the Class 2A quarterfinals as a senior, posting 111 tackles as a linebacker ... Led his team to the State Championship as a junior.

Personal: Full name: Jimmy Boyd Wilkerson ... Married, wife Jamie ... The couple resides in Omaha, Texas.

EXTRA POINTS

Wilkerson, who currently works as a defensive end, was a prep quarterback at Paul H. Pewitt High School in Omaha, Texas.

ROOKIES

WILKERSON'S COLLEGE STATISTICS

Year Team	G-S	TACKLES			FUMBLES		SACKS No./Yds.	INTS No./Yds.	QB Pressures
		Solos	Asst.	Total	Rec.	For.			
2000 Oklahoma	12-0	10	6	16	0	0	1.0/6.0	0/0	1
2001 Oklahoma	12-10	31	37	68	0	3	5.0/24.0	0/0	13
2002 Oklahoma	14-14	25	21	46	0	1	6.0/38.0	0/0	14
Totals	38-24	66	64	130	0	4	12.0/68.0	0/0	28

Additional Stats: Had 13 passes defended – one in 2000, 10 in 2001 and two in 2002.

61

Montique **SHARPE**

Defensive Tackle • 6-2 • 296



Born: March 10, 1980
Washington, D.C.

Wake Forest
Draft (No. 7a - 2003)
230th Overall Selection

College: Powerful defensive tackle candidate was selected with the first of Kansas City's two seventh-round selections (230th overall) in the 2003 NFL Draft ... Has displayed a disposition for stuffing the run and putting pressure on the quarterback ... Showed steady improvement throughout his career at Wake Forest and will attempt to continue that development at the pro level ... Played in 42 games (30 starts) for the Demon Deacons, producing 122 tackles (70 solo), 15.0 tackles for loss, 7.0 sacks (-40.0 yards), an interception, four fumble recoveries, two forced fumbles and four passes defended.

2002: Appeared in 13 games (11 starts), producing 30 tackles (20 solo), 4.0 tackles for loss and 2.0 sacks (-15.0 yards) ... Also had an interception, one pass defended, one forced fumble and a fumble recovery ... Recorded four tackles, a sack and a fumble recovery vs. Northern Illinois ... Intercepted a pass and added two tackles vs. East Carolina ... Had four tackles vs. Virginia ... Collected five stops and a forced fumble vs. Georgia Tech ... Registered four tackles, including two behind the line and a sack vs. Clemson ... Amassed three tackles vs. Florida State.

2001: Started all 11 games, totaling a career-high 52 tackles (24 solo), 7.0 stops behind the line and 5.0 sacks (-25.0 yards) ... Also produced five QB pressures, two passes defended, one fumble recovery and one forced fumble ... Totaled three tackles and a fumble recovery vs. East Carolina ... Had two tackles, his first career collegiate sack and two QB pressures vs. Maryland ... Collected nine tackles vs. North Carolina State ... Amassed seven stops and a sack vs. Duke ... Registered seven tackles vs. Clemson ... Recorded six tackles vs. Virginia ... Produced six tackles, including one behind the line, 2.0 sacks and one forced fumble vs. North Carolina ... Had six tackles with three tackles for loss and a sack vs. Georgia Tech.

2000: Saw action in 11 games (eight starts), recording 34 tackles (21 solo), 4.0 tackles for loss, a QB pressure, one pass defended and a fumble recovery ... Tallied four tackles vs. North Carolina ... Produced 10 tackles vs. Clemson ... Registered four tackles vs. Georgia Tech ... Totaled seven tackles vs. Duke ... Recovered a fumble vs. North Carolina State.

1999: Played in seven games, registering six tackles (five solo) and a fumble recovery ... Recovered a fumble vs. Duke.

1998: Redshirted as a true freshman ... Graduated from Wake Forest with a degree in Sociology.

High School: Earned all-metro defensive lineman and team MVP honors as a senior at Dunbar High School in Washington, D.C. ... Credited with 89 tackles and 16.0 sacks in addition to 18 receptions with three touchdowns.

Personal: Full name: Montique Sharpe (pronounced Mon-TEEK) ... Single ... Resides in Washington, D.C.

EXTRA POINTS

Although he now plays defensive tackle, Sharpe collected three touchdown receptions as a senior at Dunbar High School in Washington, D.C.

ROOKIES

SHARPE'S COLLEGE STATISTICS

Year	Team	G-S	TACKLES			FUMBLES		SACKS No./Yds.	INTS No./Yds.	PASSES Defended
			Solos	Asst.	Total	Rec.	For.			
1999	Wake Forest	7-0	5	1	6	1	0	0.0/0.0	0/0	0
2000	Wake Forest	11-8	21	13	34	1	0	0.0/0.0	0/0	1
2001	Wake Forest	11-11	24	28	52	1	1	5.0/25.0	0/0	2
2002	Wake Forest	13-11	20	10	30	1	1	2.0/15.0	1/0	1
	Team	42-30	70	52	122	4	2	7.0/40.0	1/0	4

35

Willie
PILE
Safety • 6-2 • 206



Born: May 25, 1980
New York, New York

Virginia Tech
Draft (No. 7b - 2003)
252nd Overall Selection

College: Hard-hitting safety prospect was the second of Kansas City's two selections (252nd overall) in the seventh round of the 2003 NFL Draft ... Opportunistic performer produced a pair of INT returns for touchdowns during his collegiate career ... Played in 39 games, including starts in his final 36 outings at Virginia Tech ... Recorded 267 tackles (160 solo), 6.0 tackles behind the line and a sack (-9.0 yards) ... His 14 career INTs ranked third in school history, while his 276 career interception return yards ranked second on the Hokies career chart.

2002: Started 14 games at free safety, finishing second on the squad with a career-best 105 tackles (67 solo), a pair of fumble recoveries and two forced fumbles ... Added five passes defended and returned four interceptions for 171 yards with one TD ... Was a second-team All-America choice by *The Sporting News* and a second-team All-Big East selection ... Was a semi-finalist for the Jim Thorpe Award, given annually to the nation's top defensive back ... Totaled 10 tackles, returned a fumble 31 yards and had a 17-yard INT return to earn Big East Player of the Week honors vs. Texas A&M ... Had INTs vs. Boston College and vs. Pittsburgh ... Credited with a season-high 14 tackles vs. Syracuse ... Posted 11 tackles and a forced fumble vs. West Virginia ... Registered 14 tackles vs. Virginia ... Had a 96-yard interception return for a touchdown vs. Miami.

2001: Opened all 11 games at free safety, producing 94 tackles (53 solo), 2.0 stops for loss, four INTs for 77 yards, six passes defended, two fumble recoveries and two forced fumbles ... Posted six tackles and an interception vs. Central Florida ... Collected nine tackles and recovered a fumble vs. Boston College ... Credited with 13 tackles vs. Syracuse ... Added 14 tackles vs. Pittsburgh ... Had an INT vs. Temple ... Intercepted two passes and made six tackles vs. Virginia ... Had a career-high 18 tackles (11 solo) vs. Miami.

2000: Started all 11 games at free safety, registering 56 tackles (35 solo), 2.0 stops for loss, 10 passes defended and returned six interceptions for 22 yards with a touchdown ... Posted seven tackles, a fumble recovery and had an 11-yard INT return for a touchdown in his first collegiate start vs. Akron ... Registered a pair of INTs vs. East Carolina ... Totaled a career-high three INTs to earn Big East Player of the Week honors vs. Syracuse ... Had an INT vs. Central Florida.

1999: Appeared in three games, recording 12 tackles (five solo) and a sack (-9.0 yards) ... Did not appear in the club's final six games due to a neck spine process fracture suffered vs. Rutgers.

1998: Redshirted as a true freshman ... Graduated from Virginia Tech with a degree in Sport Management.

High School: A three-year letterman as a quarterback, wide receiver and defensive back at West Potomac High School in Alexandria, Virginia ... A first-team Group AAA All-Virginia by the Associated Press and first-team all-metro by the *Washington Post* ... Named the Northeast Region and Patriot District Offensive Player of the Year when he rushed for 652 yards and passed for 560 yards as a senior ... Added nine rushing TDs and passed for four touchdowns ... Recorded 96 tackles and a school single-season record eight interceptions to go with four fumbles ... Also lettered in basketball.

Personal: Full name: Willie Marquis Pile ... Single ... Resides in Alexandria, Virginia.

EXTRA POINTS
Pile played quarterback, wide receiver and defensive back at West Potomac High School in Alexandria, Virginia.

PILE'S COLLEGE STATISTICS

Year	Team	G-S	INTERCEPTIONS				TACKLES			FUMBLES		PASSES	SACKS
			No.	Yds.	LG	TD	Solos	Asst.	Total	Rec.	For.	Defensed	
1999	Va. Tech	3-0	0	0	--	0	5	7	12	0	0	0	1.0/0.0
2000	Va. Tech	11-11	6	22	11	1	35	21	56	1	1	10	0.0/0.0
2001	Va. Tech	11-11	4	77	52	0	53	41	94	2	0	6	0.0/0.0
2002	Va. Tech	14-14	4	177	96	1	67	38	105	2	2	5	0.0/0.0
Totals		39-36	14	276	96	2	160	107	267	5	3	21	1.0/0.0

ROOKIES

2003 ROOKIE FREE AGENTS

Henri Childs • 41

Running Back • 6-1 • 217

Colorado State

Born: January 15, 1980 – Kansas City, MO



College: Local multi-purpose running back prospect played in 44 games (eight starts) at Kansas and Colorado State, recording 214 carries for 1,080 yards (5.0 avg.) with six TDs and 58 catches for 657 yards (11.3 avg.) with three TDs ... Also had 24 KORs for 425 yards (17.7 avg.) and 35 PRs for 392 yards (11.2 avg.) with two TDs. **2002:** Appeared in 13

games, rushing seven times for 51 yards (7.3 avg.) with a TD and making 21 receptions for 257 yards (12.2 avg.) with a score ... Produced 12 KORs for 216 yards (18.0 avg.). **2001:** Played in 11 games (eight starts), recording 166 carries for 841 yards (5.1 avg.) with four TDs and 13 catches for 117 yards (9.0 avg.) with one TD. **2000:** Did not play after transferring to Colorado State from Kansas. **1999:** Saw duty in 11 games, carrying the ball 38 times for 180 yards (4.7 avg.) with a TD and catching 16 passes for 168 yards (10.5 avg.) with a TD ... Also had four KORs for 65 yards (16.2 avg.) and 20 PRs for 226 yards (11.3 avg.) with a TD. **1998:** Saw action in nine games, rushing three times for eight yards (2.7 avg.) and catching eight passes for 115 yards (14.4 avg.) ... Added eight KORs for 144 yards (18.0 avg.) and 15 PRs for 166 yards (11.1 avg.) with a TD. **High School:** Rushed 172 times for 1,110 yards (7.0 avg.) with 12 TDs as a senior at Shawnee Mission West High School in Shawnee Mission, Kansas ... A first-team All-Kansas selection by the *Topeka Capital-Journal*. **Personal:** Father, Henry, was a tight end with New Orleans, the L.A. Rams and Green Bay ... Full name: Henri Keenan Childs (pronounced ON-ree) ... Single ... Resides in Shawnee Mission, Kansas.

Mike Pinkard • 48

Tight End • 6-4 • 259

Arizona State

Born: December 27, 1979 – Denver, CO



College: Huge tight end prospect who began his college career as a defensive end ... Played in 45 games (26 starts), catching 46 passes for 794 yards (17.3 avg.) with six TDs ... Also had six tackles, an INT and two passes defended. **2002:** Was a first-team All-Pac 10 selection of *The NFL Draft Report* ... Started 14 games, making 31 catches for 536 yards (17.3 avg.) with five

TDs. **2001:** Played in 11 games (eight starts), producing nine catches for 158 yards (17.6 avg.) with one TD. **2000:** Played in 12 games (four starts) after switching from defensive end to tight end ... Caught six passes for 100 yards (16.7 avg.) and blocked two kicks. **1999:** Saw duty in eight games at defensive end, collecting six tackles, an INT and two passes defended. **1998:** Redshirted as a true freshman. **High School:** Earned All-America honors from *SuperPrep Magazine* at Thornton High School in Thornton, Colorado ... Lettered in football, basketball and track. **Personal:** Full name: Mike Edward Pinkard ... Single ... Resides in Thornton, Colorado.

Allen Reese • 38

Fullback • 5-10 • 294

Kansas State

Born: October 10, 1980 – Bartow, FL



College: Versatile fullback who also saw action at defensive tackle in college ... Started 24 games at Kansas State, recording 111 tackles (65 solo), 11.0 tackles for loss, 3.5 sacks and 13 QB pressures. **2002:** A first-team All-Big 12 selection as a defensive tackle ... Started 13 games, recording 62 tackles (33 solo), 4.0 tackles for loss, 2.5 sacks and six QB pressures. **2001:** Named the

Big 12 Newcomer of the Year and earned second-team All-Big 12 honors ... Opened all 11 games at DT, producing 49 tackles, 7.0 tackles for loss, a sack (-4.0 yards) and seven QB pressures. **Junior College:** A second-team all-conference selection as a DT at Hutchinson (Kan.) College in 2000 ... Registered 78 tackles. **High School:** A first-team All-Florida selection at Aburdale High School in Aburdale, Florida ... Rushed for 1,700 yards as a senior. **Personal:** Full name: Allen Barnard Reese ... Nicknamed "Tank" ... Single ... Resides in Aburdale, Florida.

Jonathan Ingram • 64

Center • 6-2 • 300

San Diego State

Born: September 20, 1980 – Indio, CA



College: Athletic center prospect who also owns collegiate experience as a guard ... Was originally a tight end before moving to the interior of the offensive line ... Saw action in 36 games (32 starts). **2002:** Opened 13 games at center ... Led the offensive line with 38 "Big Blocks" and was the line's player of the game seven times. **2001:** Started 11 games at center,

helping the Aztecs accumulate over 1,500 yards rushing ... Earned honorable mention All-Mountain West honors and named the club's most improved player. **2000:** Opened eight games at guard, missing three games with a knee sprain ... Credited with 22 "pancake" blocks and graded out at 86 percent. **1999:** Played in four games for 127 snaps. **1998:** Redshirted as a true freshman. **High School:** A three-year starter at La Quinta High School in La Quinta, California where he played, FB, TE, DT and LB ... Was a first-team All-Desert Valley League choice as a junior and senior ... Also a three-time wrestling state champion. **Personal:** Full name: Johnathan Jerome Ingram ... Single ... Resides in San Diego, California.

TRAINING CAMP SITES

New Mexico Military Institute	
Roswell, New Mexico	1960
Southern Methodist University	
Dallas, Texas	1961-62
William Jewell College	
Liberty, Missouri	1963-90
University of Wisconsin - River Falls	
River Falls, Wisconsin	1991-03

Wilson Thomas • 4

Wide Receiver • 6-5 • 207

Nebraska

Born: October 21, 1979 – Omaha, NE



College: Lanky wide receiver who saw action in 46 games (27 starts) at Nebraska ... Caught 68 passes for 977 yards (14.4 avg.) with six TDs and rushed two times for 13 yards. **2002:** Started 12 games, catching a team-high 30 passes for 353 yards (11.8 avg.) with three TDs ... Also rushed one time for nine yards and posted two special teams tackles. **2001:** Saw duty in 12 games (11 starts) ... Led the team with 37 catches for 616 yards (16.6 avg.) with three TDs ... Had one carry for four yards and two special teams tackles. **2000:** Played in eight games (two starts), catching one pass for eight yards. **1999:** Saw action in 12 games (two starts), producing one special teams tackle. **1998:** Redshirted as a true freshman. **High School:** Earned first-team All-Nebraska honors from the *Omaha World-Herald* as a defensive lineman ... Recorded 90 tackles, 14.0 sacks and averaged 15.0 yards per catch ... Also lettered in basketball and track. **Personal:** Full name: Wilson D. Thomas ... Single, with a daughter, D'eAsia (2) ... Resides in Omaha, Nebraska.

LaShaun Ward • 5

Wide Receiver • 5-11 • 198

California

Born: September 22, 1980 – Pasadena, CA



College: A two-way performer at California who saw action in 41 games (19 starts) ... Caught 59 passes for 1,223 yards (20.7 avg.) with 14 TDs, returned 45 kickoffs for 1,086 yards (24.1 avg.) with one TD and had 10 PRs for 37 yards (3.7 avg.) ... Also had 44 tackles (37 solo), a tackle for loss, three INTs, eight passes defended, two fumble recoveries and a blocked kick working as a cornerback. **2002:** Started 12 games, catching 39 passes for 709 yards (18.2 avg.) with nine TDs and rushing five times for 35 yards ... Added 28 KORs for 809 yards (28.9 avg.) with one TD to earn first-team All-Pac 10 honors ... Also had one tackle. **2001:** Appeared in 11 games (four starts), playing in six games on defense and five contests on offense ... Recorded 18 catches for 416 yards (23.1 avg.) with four TDs and four carries for 69 yards (17.2 avg.) ... Also had eight tackles, an INT, a pass defended and a blocked kick ... Returned six kickoffs for 129 yards (21.5 avg.) and one punt return for no yards. **2000:** Played in seven games on defense, collecting 17 tackles (16 solo), an INT, a fumble recovery and four passes defended ... Had five KORs for 70 yards and nine PRs for 37 yards. **1999:** Saw action in 11 games, 11 on defense and two on offense ... Posted 18 tackles (13 solo), a tackle for loss, an INT, three passes defended and one fumble recovery ... Caught two passes for 98 yards with a TD and returned six kickoffs for 78 yards. **1998:** Redshirted as a true freshman. **High School:** Multi-talented QB who accumulated more than 5,000 yards of total offense his final two seasons at John Muir High School in Pasadena, California ... A two-time first-team All-Pacific League and West San Gabriel Valley selection ... Also lettered in track. **Personal:** Full name: LaShaun Brandon Ward ... Single ... Resides in Altadena, California.

TRAINING CAMP INFORMATION

For the 13th consecutive season, the Chiefs will conduct training camp at the University of Wisconsin - River Falls in 2003. Kansas City has called River Falls, Wisconsin its summer home since '91. Located in the scenic St. Croix Valley region approximately 30 miles east of Minneapolis-St. Paul, MN, this bucolic burb of 12,500 citizens annually offers temperate training conditions and hospitality to the Chiefs and their fans. Founded in 1874 to train teachers, UW-River Falls boasts an enrollment of 5,800 students on a 225-acre campus. In addition to Ramer Field - home of the UW-River Falls Falcons - the Chiefs utilize three additional practice fields, as well as Hunt Arena and the Knowles Center for practice, meetings and locker room space during their stay on campus. To learn more about UW-River Falls, visit www.uwrf.edu.



DIRECTIONS TO TRAINING CAMP FROM THE TWIN CITIES

Take I-494 East from airport and follow to I-94 East. Take I-94 across the St. Croix River to Wisconsin. Exit right on Hwy. 35 South (River Falls Exit). Follow Hwy. 35 six miles into River Falls. Exit right on Main Street. To reach the Chiefs Public Relations offices, go south on Main Street and turn left onto Cascade at your fifth stoplight. Go four blocks and turn right onto Sixth Street. The Chiefs Public Relations offices are located in 139 Rodli Commons.

To reach the Chiefs practice fields, go South on Main Street through all five stoplights. After crossing Cascade, the Ramer Field practice facility will be approximately one-half mile on South Main on the left. Mileage from the Minneapolis-St. Paul Airport to River Falls is 27 miles. Travel time under normal traffic conditions is approximately 45 minutes.

TRAINING CAMP CONTACT INFO

Kansas City Chiefs PR Department
University of Wisconsin - River Falls
Sixth and Cascade
139 Rodli Commons
River Falls, WI 54022
Phone: (715) 425-4580
Fax: (715) 425-4583

2003 ALPHABETICAL ROSTER

NO.	NAME	POS.	HT.	WT.	D.O.B.	EXP.	COLLEGE	HOW ACQUIRED
72	Alford, Darnell	G	6-4	325	6/11/77	4	Boston College	FA-02
69	Allotey, Victor	G	6-3	325	4/8/75	5	Indiana	FA-01
67	Andersen, Jason	G/C	6-6	319	9/3/75	4	Brigham Young	FA-02
8	Andersen, Morten	K	6-2	217	8/19/60	22	Michigan State	UFA (NYG)-02
7	Araguz, Leo	P	6-0	179	1/18/70	4	Stephen F. Austin	FA-03
50	Atkins, Larry	LB	6-3	250	7/21/75	5	UCLA	D3b-99
45	Baber, Billy	TE	6-3	255	1/17/79	2	Virginia	D5a-01
20	Baker, Henry	S	6-2	207	8/11/76	1	Maryland	FA-03
9	Baker, Jason	P	6-1	201	5/17/78	3	Iowa	FA-03
59	Barber, Shawn	LB	6-2	245	1/14/75	6	Richmond	UFA (PHI)-03
24	Bartee, William	CB	6-1	200	6/25/77	4	Oklahoma	D2-00
26	Battle, Julian	CB	6-2	205	7/11/81	R	Tennessee	D3-03
96	Beisel, Monty	LB	6-3	254	8/20/78	3	Kansas State	D4a-01
64	Bingham, T.J.	DE	6-3	259	5/28/77	1	Ouachita Baptist	FA-03
65	Black, Jordan	G/T	6-5	314	1/28/80	R	Notre Dame	D5-03
47	Blakley, Dwayne	TE	6-4	257	8/10/79	1	Missouri	FA-03
23	Blaylock, Derrick	RB	5-9	205	8/23/79	3	Stephen F. Austin	D5b-01
85	Boerigter, Marc	WR	6-3	220	5/4/78	2	Hastings	FA-02
93	Browning, John	DT	6-4	297	9/30/73	8	West Virginia	D3-96
56	Bush, Lew	LB	6-2	250	12/2/69	11	Washington State	FA-00
52	Caver, Quinton	LB	6-4	241	8/22/78	3	Arkansas	FA-02
41	Childs, Henri	RB	6-1	217	1/15/80	R	Colorado State	FA-03
15	Collins, Todd	QB	6-4	225	11/5/71	9	Michigan	W (BUF)-98
1	Cortez, Jose	K	5-11	200	5/27/75	3	Oregon State	W (WAS)-03
66	Crittendon, Aaron	T	6-4	350	3/27/79	1	Missouri	FA-03
11	Douglas, Dameane	WR	6-0	195	3/15/76	5	California	UFA (PHI)-03
92	Downing, Eric	DT	6-3	315	9/16/78	3	Syracuse	D3a-01
89	Dunn, Jason	TE	6-6	276	11/15/73	7	Eastern Kentucky	FA-00
43	Easy, Omar	FB	6-1	245	10/29/77	2	Penn State	D4-02
38	Finley, Clint	S	6-0	210	3/27/77	1	Nebraska	FA-02
48	Ford, Willie	CB	6-2	200	5/12/78	1	Syracuse	FA-03
71	Freeman, Eddie	DE	6-5	307	1/4/78	2	Ala. - Birmingham	D2-02
51	Fujita, Scott	LB	6-5	247	4/28/79	2	California	D5-02
83	Gammon, Kendall	TE	6-4	255	10/23/68	12	Pittsburg State	UFA (NO)-00
88	Gonzalez, Tony	TE	6-4	248	2/27/76	7	California	D1-97
10	Green, Trent	QB	6-3	217	7/9/70	10	Indiana	T (STL)-01
82	Hall, Dante	WR	5-8	187	9/1/78	4	Texas A&M	D5a-00
46	Hall, Joe	FB	6-1	300	11/3/79	1	Kansas State	FA-03
40	Harris, Corey	CB	5-10	187	11/28/76	3	North Alabama	FA-01
42	Harts, Shaunard	S	6-0	207	8/4/78	2	Boise State	D7a-01
98	Hicks, Eric	DE	6-6	280	6/17/76	6	Maryland	FA-98
99	Holliday, Vonnie	DE	6-5	290	12/11/75	6	North Carolina	UFA (GB)-03
31	Holmes, Priest	RB	5-9	213	10/7/73	7	Texas	UFA (BAL)-01
18	Horn, Chris	WR	5-11	195	7/13/77	1	Rocky Mountain	FA-03
64	Ingram, Jonathan	C	6-2	300	9/20/80	R	San Diego State	FA-03
14	Jackson, Curtis	WR	5-10	194	9/22/73	2	Texas	FA-03
41	Johnson, Darrius	CB	5-9	185	5/18/73	5	Oklahoma	FA-03
34	Johnson, Larry	RB	6-1	228	11/19/79	R	Penn State	D1-03
73	Jones, Garrick	T	6-5	306	12/2/78	1	Arkansas State	FA-03
75	Jones, Willie	T	6-6	355	12/17/75	5	Grambling	FA-00
27	Julien, Jarmar	RB	5-10	240	12/11/79	1	San Jose State	FA-02
87	Kennison, Eddie	WR	6-1	201	1/20/73	8	Louisiana State	FA-01
74	Landry, Michael	DE	6-3	267	12/12/78	1	Southern	FA-03
61	Lynch, Shawn	C	6-4	294	7/2/79	1	Duke	FA-03

NO.	NAME	POS.	HT.	WT.	D.O.B.	EXP.	COLLEGE	HOW ACQUIRED
57	Maslowski, Mike	LB	6-1	243	7/11/74	5	UW - La Crosse	FA-99
22	McCleon, Dexter	CB	5-10	195	10/9/73	7	Clemson	FA-03
81	Minnis, Marvin	WR	6-1	172	2/6/77	3	Florida State	D3b-01
94	Mitchell, Kawika	LB	6-0	253	10/10/79	R	South Florida	D2-03
84	Morris, Sylvester	WR	6-3	212	10/6/77	4	Jackson State	D1-00
80	Morton, Johnnie	WR	6-0	190	10/7/71	10	Southern California	FA-02
97	Newson, Tony	LB	6-0	247	9/11/79	1	Utah State	FA-02
35	Pile, Willie	S	6-2	206	5/25/80	R	Virginia Tech	D7b-03
48	Pinkard, Mike	TE	6-4	259	12/27/79	R	Arizona State	FA-03
12	Quinn, Jonathan	QB	6-6	240	2/27/75	6	Middle Tenn. State	UFA (JAX)-02
95	Ransom, Derrick	DT	6-3	306	9/13/76	6	Cincinnati	D6-98
38	Reese, Allen	FB	5-10	294	10/10/80	R	Kansas State	FA-03
49	Richardson, Tony	FB	6-1	232	12/17/71	9	Auburn	FA-95
77	Roaf, Willie	T	6-5	320	4/18/70	11	Louisiana Tech	T (NO)-02
13	Rogers, Kirk	WR	5-11	186	8/22/78	1	Hardin-Simmons	FA-03
61	Sharpe, Montique	DT	6-2	296	3/10/80	R	Wake Forest	D7a-03
68	Shields, Will	G	6-3	315	9/15/71	11	Nebraska	D3-93
90	Sims, Ryan	DT	6-4	315	5/4/80	2	North Carolina	D1-02
70	Spears, Marcus	T	6-4	320	9/28/71	10	N.W. (La.) State	FA-97
55	Stills, Gary	DE	6-2	244	7/11/74	5	West Virginia	D3a-99
76	Tait, John	T	6-6	323	1/26/75	5	Brigham Young	D1-99
4	Thomas, Wilson	WR	6-5	207	10/21/79	R	Nebraska	FA-03
79	Tomich, Jared	DE	6-2	272	4/24/74	5	Nebraska	FA-03
91	Truluck, R-Kal	DE	6-4	255	9/30/74	2	SUNY Cortland	FA-02
5	Ward, LaShaun	WR	5-11	198	9/22/80	R	California	FA-03
44	Warfield, Eric	CB	6-0	200	3/3/76	6	Nebraska	D7a-98
54	Waters, Brian	G	6-3	318	2/18/77	4	North Texas	FA-00
25	Wesley, Greg	S	6-2	206	3/19/78	4	Arkansas-Pine Bluff	D3-00
30	West, Lyle	S	6-0	210	12/20/76	4	San Jose State	FA-02
62	Wiegmann, Casey	C	6-2	285	7/20/73	8	Iowa	UFA (CHI)-01
66	Wilkerson, Jimmy	DE	6-2	271	1/4/81	R	Oklahoma	D6-03
74	Williams, Brett	T	6-5	321	5/2/80	R	Florida State	D4-03
60	Willis, Donald	G	6-3	325	7/15/73	6	North Carolina A&T	FA-00
21	Woods, Jerome	S	6-2	210	3/17/73	8	Memphis	D1-96

FAN-TASTIC

- The Chiefs have sold out 100 straight games dating back to '91, including four playoff contests.
- Kansas City ranked second in the AFC and fourth in the NFL in home attendance in 2002, with an average paid attendance of 78,188 fans per game during the regular season.
- The only teams to post a higher attendance figure than the Chiefs last season each had a larger stadium than Arrowhead Stadium.
- The A total of 1,193,177 fans saw Kansas City play at home and on the road during the regular season in 2002, marking the twelfth consecutive year that the Chiefs have broken the one-million mark in total regular season attendance.
- The Chiefs increased the season-ticket sales cut off to 73,000 in 2001, giving the team its largest season-ticket base in over 20 years.
- The Chiefs season ticket base is comprised of individual accounts from 45 states, plus the District of Columbia.
- Kansas City has drawn over 560,000 fans for 13 straight seasons and have attracted over 600,000 each of the last four years.
- The Chiefs have paced the NFL in total paid attendance during six of the last nine seasons, averaging 617,000 fans over that period.
- Kansas City's paid home attendance of 625,503 in 2002 was the fourth highest total in franchise history.
- The Chiefs averaged 77,031 fans per game in each of the last seven seasons, drawing 4,313,748 fans over that span.
- The Chiefs recorded a total paid attendance of 1,425,240 fans for Kansas City's 20 games in 2002 (four preseason and 16 regular season).

2003 POSITION-BY-POSITION ROSTER

QUARTERBACKS		
NO.	NAME	NFL EXP. COLLEGE
15	Collins, Todd	9 Michigan
10	Green, Trent	10 Indiana
12	Quinn, Jonathan	6 Middle Tennessee St.

DEFENSIVE LINE		
NO.	NAME	NFL EXP. COLLEGE
64	Bingham, T.J.	1 Ouachita Baptist
93	Browning, John	8 West Virginia
92	Downing, Eric	3 Syracuse
71	Freeman, Eddie	2 Ala. - Birmingham
98	Hicks, Eric	6 Maryland
99	Holiday, Vonnie	6 North Carolina
74	Landry, Michael	1 Southern
95	Ransom, Derrick	6 Cincinnati
61	Sharpe, Montique	R Wake Forest
90	Sims, Ryan	2 North Carolina
55	Stills, Gary	5 West Virginia
79	Tomich, Jared	5 Nebraska
91	Truluck, R-Kal	2 SUNY Cortland
66	Wilkerson, Jimmy	R Oklahoma

RUNNING BACKS		
NO.	NAME	NFL EXP. COLLEGE
23	Blaylock, Derrick	3 Stephen F. Austin
41	Childs, Henri	R Colorado State
43	Easy, Omar	2 Penn State
46	Hall, Joe	1 Kansas State
31	Holmes, Priest	7 Texas
34	Johnson, Larry	R Penn State
27	Julien, Jarmar	1 San Jose State
38	Reese, Allen	R Kansas State
49	Richardson, Tony	9 Auburn

LINEBACKERS		
NO.	NAME	NFL EXP. COLLEGE
50	Atkins, Larry	5 UCLA
59	Barber, Shawn	6 Richmond
96	Beisel, Monty	3 Kansas State
56	Bush, Lew	11 Washington State
52	Caver, Quinton	3 Arkansas
51	Fujita, Scott	2 California
57	Maslowski, Mike	5 Wisconsin - La Crosse
94	Mitchell, Kawika	R South Florida
97	Newson, Tony	1 Utah State

WIDE RECEIVERS		
NO.	NAME	NFL EXP. COLLEGE
85	Boerigter, Marc	2 Hastings
11	Douglas, Dameane	5 California
82	Hall, Dante	4 Texas A&M
18	Horn, Chris	1 Rocky Mountain
14	Jackson, Curtis	2 Texas
87	Kennison, Eddie	8 Louisiana State
81	Minnis, Marvin	3 Florida State
84	Morris, Sylvester	4 Jackson State
80	Morton, Johnnie	10 Southern California
13	Rogers, Kirk	1 Hardin-Simmons
4	Thomas, Wilson	R Nebraska
5	Ward, LaShaun	R California

DEFENSIVE BACKS		
NO.	NAME	NFL EXP. COLLEGE
20	Baker, Henry	1 Maryland
24	Bartee, William	4 Oklahoma
26	Battle, Julian	R Tennessee
38	Finley, Clint	1 Nebraska
48	Ford, Willie	1 Syracuse
40	Harris, Corey	3 North Alabama
42	Harts, Shaunard	2 Boise State
41	Johnson, Darrius	5 Oklahoma
22	McCleon, Dexter	7 Clemson
35	Pile, Willie	R Virginia Tech
44	Warfield, Eric	6 Nebraska
25	Wesley, Greg	4 Arkansas - Pine Bluff
30	West, Lyle	4 San Jose State
21	Woods, Jerome	8 Memphis

TIGHT ENDS		
NO.	NAME	NFL EXP. COLLEGE
45	Baber, Billy	2 Virginia
47	Blakley, Dwayne	1 Missouri
89	Dunn, Jason	7 Eastern Kentucky
83	Gammon, Kendall	12 Pittsburg State
88	Gonzalez, Tony	7 California
48	Pinkard, Mike	R Arizona State

OFFENSIVE LINE		
NO.	NAME	NFL EXP. COLLEGE
72	Allford, Darnell	4 Boston College
69	Allotey, Victor	5 Indiana
67	Andersen, Jason	4 Brigham Young
65	Black, Jordan	R Notre Dame
66	Crittendon, Aaron	1 Missouri
64	Ingram, Jonathan	R San Diego State
73	Jones, Garrick	1 Arkansas State
75	Jones, Willie	5 Grambling
61	Lynch, Shawn	1 Duke
77	Roaf, Willie	11 Louisiana Tech
68	Shields, Will	11 Nebraska
70	Spears, Marcus	10 N.W. (La.) State
76	Tait, John	5 Brigham Young
54	Waters, Brian	4 North Texas
62	Wiegmann, Casey	8 Iowa
74	Williams, Brett	R Florida State
60	Willis, Donald	6 North Carolina A&T

KICKERS		
NO.	NAME	NFL EXP. COLLEGE
8	Andersen, Morten	22 Michigan State
7	Araguz, Leo	4 Stephen F. Austin
9	Baker, Jason	3 Iowa
1	Cortez, Jose	3 Oregon State



OVERALL DIVISION RECORDS, 2002



Division	Record	Pct.
1. NFC South	37-26-1	.586
2. AFC West	36-28-0	.562
3. AFC East	35-29-0	.547
4. NFC East	34-30-0	.531
5. AFC South	31-33-0	.484
6. NFC West	29-25-0	.453
7. AFC North	28-35-1	.445
8. NFC North	25-29-0	.431

2002 STATISTICAL REVIEW

2002 RESULTS (8-8, 4th AFC West)

Preseason		Record: 3-1
8/10 W 17-14 OT	at San Francisco	63,111
8/17 W 19-9	HOUSTON	73,506
8/24 L 14-17	at Seattle	49,036
8/30 W 23-16	ST. LOUIS	73,410
Regular Season		Record: 8-8
9/8 W 40-39	at Cleveland	72,938
9/15 L 16-23	JACKSONVILLE	77,934
9/22 L 38-41 OT	at New England	68,436
9/29 W 48-30	MIAMI	78,178
10/6 W 29-25	at N.Y. Jets	78,149
10/13 L 34-35	at San Diego	58,995
10/20 L 34-37 OT	DENVER	78,446
10/27 W 20-10	OAKLAND	78,685
11/10 L 13-17	at San Francisco	67,881
11/17 W 17-16	BUFFALO	77,951
11/24 L 32-39	at Seattle	56,250
12/1 W 49-0	ARIZONA	77,809
12/8 W 49-10	ST. LOUIS	78,601
12/15 L 24-31	at Denver	75,947
12/22 W 24-22	SAN DIEGO	77,899
12/28 L 0-24	at Oakland	62,078

2002 TEAM STATISTICS

	CHIEFS	OPP.				
TOTAL FIRST DOWNS	343	367				
Rushing	140	120				
Passing	179	227				
Penalty	24	20				
3rd Down: Made/Att	77/185	87/205				
3rd Down Pct.	41.6	42.4				
4th Down: Made/Att	6/10	10/17				
4th Down Pct.	60.0	58.8				
POSSESSION AVG.	28:57	31:03				
TOTAL NET YARDS	6000	6248				
Avg. Per Game	375.0	390.5				
Total Plays	965	1081				
Avg. Per Play	6.2	5.8				
NET YARDS RUSHING	2378	2067				
Avg. Per Game	148.6	129.2				
Total Rushes	462	431				
NET YARDS PASSING	3622	4181				
Avg. Per Game	226.4	261.3				
Sacked/Yards Lost	26/141	34/215				
Gross Yards	3763	4396				
Att./Completions	477/292	616/403				
Completion Pct.	61.2	65.4				
Had Intercepted	13	18				
PUNTS/AVERAGE	65/37.3	60/39.1				
NET PUNTING AVG.	65/31.2	60/32.0				
PENALTIES/YARDS	75/700	100/827				
FUMBLES/BALL LOST	7/2	20/13				
TOUCHDOWNS	57	46				
Rushing	26	19				
Passing	27	27				
Defensive/Kicking Game	1/3	0/0				
SCORE BY PERIODS						
	1	2	3	4	OT	TOTAL
CHIEFS TOTAL	101	122	76	168	0	467
Opp. Total	67	117	79	130	6	399

	Att.	Cmp.	Yds.	Cmp%	Yds/Att.	TD	TD%	Int	INT%	LG	Sack/Lost	Rating
Green	470	287	3690	61.1	7.85	26	5.5	13	2.8	99t	26.0/141.0	92.6
Collins	6	5	73	83.3	12.17	1	16.7	0	0.0	29t	0.0/0.0	156.9
Holmes	1	0	0	0.0	0.00	0	0.0	0	0.0	0	0.0/0.0	39.6
CHIEFS TOTAL	477	292	3763	61.2	7.89	27	5.7	13	2.7	99t	26.0/141.0	93.5
Opp. Total	616	403	4396	65.4	7.14	27	4.4	18	2.9	82t	34.0/215.0	88.8

2002 INDIVIDUAL STATISTICS

PASS RECEIVING

	No.	Yds.	Avg.	LG	TD
Holmes	70	672	9.6	64t	3
Gonzalez	63	773	12.3	42t	7
Kennison	53	906	17.1	64	2
Morton	29	397	13.7	30	1
Boerigter	20	420	21.0	99t	8
Hall	20	322	16.1	75t	3
Richardson	18	125	6.9	23	1
Cloud	6	48	8.0	13	0
Blaylock	5	47	9.4	21	0
Easy	3	23	7.7	13	1
Dunn	2	16	8.0	11	0
Baber	2	10	5.0	7	1
Minnis	1	4	4.0	4	0
CHIEFS TOTAL	292	3763	12.9	99t	27
Opp. Total	403	4396	10.9	82t	27

RUSHING

	No.	Yds.	Avg.	LG	TD
Holmes	313	1615	5.2	56	21
Green	31	225	7.3	24	1
Morton	10	124	12.4	36	0
Cloud	49	115	2.3	9	2
Richardson	22	81	3.7	14t	2
Blaylock	16	72	4.5	16	0
Kennison	7	58	8.3	31	0
Hall	11	54	4.9	21	0
Tait	1	28	28.0	28	0
Collins	1	7	7.0	7	0
Quinn	1	-1	-1.0	-1	0
CHIEFS TOTAL	462	2378	5.1	56	26
Opp. Total	431	2067	4.8	63t	19

PUNTING

	No.	Yds.	Avg.	Net	TB	In20	LG	Bk.
Stryzinski	64	2422	37.8	31.2	6	15	56	1
CHIEFS TOTAL	65	2422	37.3	31.2	6	15	56	1
Opp. Total	60	2348	39.1	32.0	2	18	60	2

PUNT RETURNS

	No.	FC	Yds.	Avg.	LG	TD
Hall	29	11	390	13.4	90t	2
CHIEFS TOTAL	29	11	390	13.4	90t	2
Opp. Total	27	10	274	10.1	48	0

KICKOFF RETURNS

	No.	Yds.	Avg.	LG	TD
Hall	57	1354	23.8	88t	1
Beisel	3	21	7.0	9	0
Blaylock	3	49	16.3	19	0
Belser	2	39	19.5	26	0
Owens	2	11	5.5	10	0
CHIEFS TOTAL	67	1474	22.0	88t	1
Opp. Total	88	1880	21.4	52	0

2002 SCORING STATISTICS

	SCORING						
	TDR	TDP	TDD	TDK	PAT	FG	S TP
Holmes	21	3	0	0	0/0	0/0	0 144
M. Andersen	0	0	0	0	51/51	22/26	0 117
Boerigter	0	8	0	0	0/0	0/0	0 48
Gonzalez	0	7	0	0	0/0	0/0	0 42
Hall	0	3	0	3	0/0	0/0	0 36
Richardson	2	1	0	0	0/0	0/0	0 18
Cloud	2	0	0	0	0/0	0/0	0 12
Kennison	0	2	0	0	0/0	0/0	0 12
Green	1	0	0	0	0/0	0/0	0 8
Baber	0	1	0	0	0/0	0/0	0 6
Clemons	0	0	1	0	0/0	0/0	0 6
Easy	0	1	0	0	0/0	0/0	0 6
Husted	0	0	0	0	3/3	1/1	0 6
Morton	0	1	0	0	0/0	0/0	0 6
CHIEFS TOTAL	26	27	1	3	54/54	23/27	0 467
Opp. Total	19	27	0	0	39/39	26/32	0 399

TWO-POINT CONVERSIONS

CHIEFS TOTAL	1-3	
Opp. Total	3-7	

FIELD GOALS

	FIELD GOALS					Total
	1-19	20-29	30-39	40-49	50+	
M. Andersen	0/0	6/6	10/10	5/9	1/1	22/26
Husted	0/0	0/0	1/1	0/0	0/0	1/1
CHIEFS TOTAL	0/0	6/6	11/11	5/9	1/1	23/27
Opp. Total	0/0	10/10	12/12	4/8	0/2	26/32

KANSAS CITY CHIEFS INDIVIDUAL SINGLE-GAME BESTS

Passes Attempted	42	Trent Green	@ Denver	12/15
Passes Completed	26	Trent Green	@ Seattle	11/24
Passing Yards	343	Trent Green	@ Seattle	11/24
Touchdown Passes	5	Trent Green	Miami	9/29
Pass Receptions	9	Priest Holmes	@ N.Y. Jets	10/6
Pass Receiving Yards	144	Marc Boerigter	San Diego	12/22
Touchdown Receptions	3	Tony Gonzalez	Miami	9/29
Rushing Yards	197	Priest Holmes	@ Seattle	11/24
Rushing Attempts	31	Priest Holmes	Buffalo	11/17
Rushing Touchdowns	4	Priest Holmes	@ Cleveland	9/8
Combined Net Yards	307	Priest Holmes	@ Seattle	11/24
Interceptions Made	3	Greg Wesley	Miami	9/29
Int. Return Yards	71	Greg Wesley	Miami	9/29
Sacks	2.0	Eric Hicks	@ New England	9/22
		John Browning	@ N.Y. Jets	10/6
		Eddie Freeman	Arizona	12/1
		John Browning	St. Louis	12/8
Punts	7	Dan Stryzinski	San Diego	12/22
Punting Average	43.5	Dan Stryzinski	Jacksonville	9/15
Punt Returns	6	Dante Hall	Arizona	12/1
Punt Return Yards	128	Dante Hall	Arizona	12/1
Kickoff Returns	7	Dante Hall	@ Cleveland	9/8
Kickoff Return Yards	192	Dante Hall	@ Cleveland	9/8
Field Goals Attempted	3	Morten Andersen	Jacksonville	9/15
		Morten Andersen	@ N.Y. Jets	10/6
		Morten Andersen	Denver	10/20
Field Goals Made	3	Morten Andersen	Jacksonville	9/15
		Morten Andersen	@ N.Y. Jets	10/6

KANSAS CITY CHIEFS LONGEST PLAYS

Run From Scrimmage	56	Priest Holmes	@ Denver	12/15
Touchdown Run	26	Priest Holmes	@ Cleveland	9/8
Pass Play	99	Green - Boerigter	San Diego	12/22
Touchdown Pass	99	Green - Boerigter	San Diego	12/22
Interception Return	50	Greg Wesley	Arizona	12/1
Punt Return	90 TD	Dante Hall	Arizona	12/1
Kickoff Return	88 TD	Dante Hall	St. Louis	12/8
Punt	56	Dan Stryzinski	Jacksonville	9/15
Field Goal	50	Morten Andersen	Miami	9/29

2002 RANKINGS BY YARDAGE

	OFFENSE		DEFENSE		
	AFC	NFL	AFC	NFL	
Rushing	3	4	Rushing	16	32
Passing	2	3	Passing	11	24
Total	6	11	Total	15	31

2002 DEFENSIVE STATISTICS

	Solos		Asst. Total	Sacks/Yds.	PR	FR	FF	INT	PD
	Solos	Asst.							
Maslowski	109	53	162	1.0/1.0	5	1	1	3/28	8
Patton	89	32	121	2.0/14.0	2	2	1	2/29	3
Hicks	42	49	91	9.0/69.5	11	1	2	0	3
Harts	60	26	86	2.0/13.0	0	1	4	0	2
Wesley	55	27	82	1.0/4.0	6	1	0	6/170	2
Bartee	71	9	80	0.0/0.0	0	0	0	0	7
Belser	45	28	73	0.0/0.0	1	2	2	1/45	1
Warfield	62	10	72	0.0/0.0	0	1	0	4/30	15
Browning	41	30	71	7.0/46.0	10	1	0	0	0
Clemons	31	34	65	2.0/11.0	7	1	1	0	0
Fujita	49	14	63	1.0/8.0	2	0	0	0	6
Crockett	40	9	49	1.0/3.0	1	0	0	2/0	8
Ransom	20	22	42	0.0/0.0	5	0	1	0	1
Downing	21	17	38	0.5/4.0	4	0	0	0	1
Stills	17	14	31	2.0/5.0	3	1	0	0	0
Freeman	15	16	31	4.0/27.0	0	0	0	0	2
Bush	19	9	28	0.0/0.0	2	0	0	0	1
Harris	13	4	17	1.0/6.0	0	0	0	0	2
Owens	6	10	16	0.0/0.0	5	0	0	0	2
Sims	6	8	14	0.0/0.0	3	0	0	0	1
Cadrez	10	2	12	0.0/0.0	2	0	0	0	2
Trulluck	6	6	12	0.5/3.5	1	0	0	0	0
Atkins	7	0	7	0.0/0.0	0	0	0	0	1
Hobgood-Chittick	4	3	7	0.0/0.0	2	0	0	0	0
West	4	0	4	0.0/0.0	0	0	0	0	0
Beisel	0	1	1	0.0/0.0	0	0	0	0	0
CHIEFS TOTAL	.842	433	1275	34.0/215.0	72	12	12	18/302	68

PR = OB Pressure FR = Fumble Recovery FF = Forced Fumble
INT = Interception PD = Pass Defensed

DEFENSIVE SCORES

TDs (1): Duane Clemons 42-yard fumble return, St. Louis (12/8)

INTERCEPTIONS

	No.	Yds.	Avg.	LG	TD
Wesley	6	170	28.3	50	0
Warfield	4	30	7.5	19	0
Maslowski	3	28	9.3	25	0
Patton	2	29	14.5	25	0
Crockett	2	0	0.0	0	0
Belser	1	45	45.0	45	0
CHIEFS TOTAL	18	302	16.8	50	0
Opp. Total	13	83	6.4	29	0

2002 SPECIAL TEAMS STATISTICS

	Solos		Asst. Total	Solos		Asst. Total	
	Solos	Asst.		Solos	Asst.		
Stills	25	9	34	Gammon	1	2	3
Beisel	13	2	15	Crockett	2	0	2
Fujita	9	6	15	Husted	2	0	2
Belser	11	3	14	Newson	2	0	2
West	10	4	14	Caver	1	0	1
Boerigter	11	1	12	Cloud	1	0	1
Harris	8	3	11	Finley	1	0	1
Bartee	7	3	10	Julien	1	0	1
Blaylock	4	4	8	Ransom	1	0	1
Harts	6	0	6	Warfield	1	0	1
Bush	5	1	6	Baber	0	1	1
Atkins	4	2	6	Stryzinski	0	1	1
Easy	3	2	5				

SPECIAL TEAMS BIG PLAYS

Blocked Punts (2):	Larry Atkins, (Bennett)	@ San Diego (10/13)
	Monty Beisel, (Rouen)	Denver (10/20)
Blk Punt Rec. (2):	Glenn Cadrez, (Bennett)	@ San Diego (10/13)
	Glenn Cadrez, (Rouen)	Denver (10/20)
Blocked FG (1):	Derrick Ransom, (Janikowski)	Oakland (10/27)
Blk FG Rec. (1):	Eric Warfield, (Janikowski)	Oakland (10/27)
Fum. Forced (2):	Gary Stills	@ San Diego (10/13)
	William Bartee	Denver (10/20)
Fum. Rec. (1):	Scott Fujita	@ San Diego (10/13)

2002 PRESEASON STATISTICS

2002 PRESEASON RESULTS (3-1)

Preseason	Record: 3-1
8/10 W 17-14 OT at San Francisco	63,111
8/17 W 19-9 HOUSTON	73,506
8/24 L 14-17 at Seattle	49,036
8/30 W 23-16 ST. LOUIS	73,410

TEAM STATISTICS

	CHIEFS	OPP.
TOTAL FIRST DOWNS	74	71
Rushing	26	19
Passing	39	45
Penalty	9	7
3rd Down: Made/Att	22/58	23/60
3rd Down Pct.	37.9	38.3
4th Down: Made/Att	1/2	0/5
4th Down Pct.	50.0	0.0
POSSESSION AVG.	28:41	31:19
TOTAL NET YARDS	1204	1283
Avg. Per Game	301.0	320.8
Total Plays	263	265
Avg. Per Play	4.6	4.8
NET YARDS RUSHING	486	372
Avg. Per Game	121.5	93.0
Total Rushes	109	111
NET YARDS PASSING	718	911
Avg. Per Game	179.5	227.8
Sacked/Yards Lost	8/48	13/79
Gross Yards	766	990
Att./Completions	146/79	141/81
Completion Pct.	54.1	57.4
Had Intercepted	8	5
PUNTS/AVERAGE	19/40.9	21/37.9
NET PUNTING AVG.	19/37.2	21/27.9
PENALTIES/YARDS	29/243	42/251
FUMBLIES/BALL LOST	2/1	4/2
TOUCHDOWNS	7	5
Rushing	2	1
Passing	5	4
Returns	0	0
SCORE BY PERIODS	1 2 3 4 OT Total	Total
CHIEFS TOTAL	14 9 30 17 3	73
Opp. Total	16 23 7 10 0	56

INDIVIDUAL STATISTICS

	PASS RECEIVING				
	No.	Yds.	Avg.	LG	TD
Hall	13	191	14.7	46t	2
Jackson	12	122	10.2	23	0
Morton	8	120	15.0	27	0
Cloud	7	35	5.0	12	0
Easy	5	42	8.4	17	0
Richardson	5	20	4.0	9	0
Blakley	4	34	8.5	14	0
R. Jones	3	49	16.3	22	0
Dunn	3	40	13.3	19	0
Blaylock	3	4	1.3	3t	1
Kennison	2	29	14.5	17	0
Holmes	2	18	9.0	12	0
P. Shields	2	17	8.5	11	0
Moses	2	15	7.5	12	0
Baber	2	9	4.5	5	0
Rogers	1	10	10.0	10	0
Hayes	1	8	8.0	8	0
Boerigter	1	5	5.0	5	0
Roth	1	5	5.0	5t	1
R. Collins	1	1	1.0	1t	1
Julien	1	-8	-8.0	-8	0
CHIEFS TOTAL	79	766	9.7	46t	5
Opp. Total	81	990	12.2	71t	4

PASSING

	Att.	Cmp.	Yds.	Cmp%	Yds/Att.	TD	TD%	Int	INT%	LG	Sack/Lost	Rating
T. Collins	55	30	337	54.5	6.13	3	5.5	1	1.8	46t	5/32	83.7
Green	47	24	233	51.1	4.96	1	2.1	5	10.6	27	1/7	32.8
Quinn	26	16	118	61.5	4.54	1	3.8	2	7.7	27	0/0	53.0
Germaine	18	9	78	50.0	4.33	0	0.0	0	0.0	22	2/9	61.8
CHIEFS TOTAL	146	79	766	54.1	5.25	5	3.4	8	5.5	46t	8/48	57.6
Opp. Total	141	81	990	57.4	7.02	4	2.8	5	3.5	71t	13/79	73.9

RUSHING

	No.	Yds.	Avg.	LG	TD
Blaylock	23	117	5.1	37	1
Holmes	20	90	4.5	33	1
Cloud	22	89	4.0	16	0
Richardson	9	59	6.6	13	0
Easy	13	28	2.2	9	0
Julien	5	28	5.6	9	0
Hall	1	21	21.0	21	0
Moreau	7	21	3.0	5	0
Morton	1	11	11.0	11	0
R. Jones	1	8	8.0	8	0
Quinn	2	6	3.0	4	0
T. Collins	2	4	2.0	3	0
P. Shields	1	3	3.0	3	0
Green	1	1	1.0	1	0
Germaine	1	0	0.0	0	0
CHIEFS TOTAL	109	486	4.5	37	2
Opp. Total	111	372	3.4	26	1

SCORING

	TDR	TDP	TDD	TDK	PAT	FG	S	TP
M. Andersen	0	0	0	0	5/5	7/8	0	26
Blaylock	1	1	0	0	0/0	0/0	0	12
Hall	0	2	0	0	0/0	0/0	0	12
R. Collins	0	1	0	0	0/0	0/0	0	6
Holmes	1	0	0	0	0/0	0/0	0	6
Roth	0	1	0	0	0/0	0/0	0	6
Tynes	0	0	0	2/2	1/4	1/4	0	5
CHIEFS TOTAL	2	5	0	0	7/7	8/12	0	73
Opp. Total	1	4	0	0	5/5	7/8	0	56

TWO-POINT CONVERSIONS

CHIEFS TOTAL	0-0
Opp. Total	0-0

FIELD GOALS

	1-19	20-29	30-39	40-49	50+	Total
M. Andersen	0/0	1/1	5/5	1/1	0/1	7/8
Tynes	0/0	1/2	0/0	0/2	0/0	1/4
CHIEFS TOTAL	0/0	2/3	5/5	1/3	0/1	8/12
Opp. Total	0/0	3/3	2/2	2/3	0/0	7/8

INTERCEPTIONS

	No.	Yds.	Avg.	LG	TD
T. Allen	1	30	30.0	30	0
Rodriguez	1	11	11.0	11	0
Stephens	1	9	9.0	9	0
Harts	1	8	8.0	8	0
Jordan	1	0	0.0	0	0
CHIEFS TOTAL	5	58	11.6	30	0
Opp. Total	8	59	7.4	19	0

PUNTING

	No.	Yds.	Avg.	Net	TB	In20	LG	Blk.
Strzyzinski	17	682	40.1	36.4	0	5	51	0
Wulfeck	2	95	47.5	43.5	0	1	56	0
CHIEFS TOTAL	19	777	40.9	37.2	0	6	56	0
Opp. Total	21	796	37.9	27.9	2	6	49	0

PUNT RETURNS

	No.	FC	Yds.	Avg.	LG	TD
Moses	8	4	136	17.0	52	0
Hall	2	0	35	17.5	30	0
CHIEFS TOTAL	10	4	171	17.1	52	0
Opp. Total	9	4	71	7.9	17	0

KICKOFF RETURNS

	No.	Yds.	Avg.	LG	TD
Hall	11	338	30.7	47	0
Beisel	1	1	1.0	1	0
Blaylock	1	19	19.0	19	0
Harts	1	11	11.0	11	0
CHIEFS TOTAL	14	369	26.4	47	0
Opp. Total	16	286	17.9	52	0

2002 REVIEW

2002 CHIEFS GAME-BY-GAME OFFENSE

	© Cleveland	Jacksonville	© New England	Miami	© N.Y. Jets	© San Diego	Denver	Oakland	© San Francisco	Buffalo	© Seattle	Arizona	St. Louis	© Denver	San Diego	© Oakland
FIRST DOWNS																
Total	24	18	21	25	24	17	24	22	14	22	32	27	21	22	19	11
Rush	10	7	14	4	11	3	3	11	4	8	15	13	12	9	13	2
Pass	12	11	7	18	13	13	8	9	10	9	16	12	7	12	14	8
Penalty	2	0	0	3	0	1	2	2	0	5	1	2	2	1	2	1
THIRD DOWNS																
Attempts	11	13	11	13	10	12	13	12	11	11	5	12	8	16	16	11
Converted	5	6	6	5	5	4	4	6	4	4	1	7	3	6	7	4
Percentage	46	46	55	39	50	33	31	50	36	36	20	58	38	38	44	36
TOT. OFFENSE																
Net Yards	470	336	349	450	504	319	305	323	256	320	552	477	293	494	376	176
Plays	59	61	62	67	67	59	68	63	46	58	62	64	54	69	63	48
Avg./Play	8.0	5.5	5.6	6.7	8.1	5.4	4.5	5.1	5.6	5.5	8.9	7.5	5.4	7.2	6.0	3.7
RUSHING																
Net Yards	194	140	221	122	215	88	162	133	80	128	217	216	180	185	53	44
Rush. Att.	30	28	34	33	28	29	31	30	16	37	26	38	37	26	24	15
Avg./Att.	6.5	5.0	6.5	3.7	7.7	3.0	5.2	4.4	5.0	3.5	8.3	5.7	4.9	7.1	2.2	2.9
PASSING																
Net Yards	276	196	128	328	289	231	143	190	176	192	395	261	113	309	323	132
Attempts	29	32	25	34	33	29	33	30	27	20	34	25	16	42	36	32
Completions	20	16	16	24	21	17	20	18	15	12	26	18	11	18	23	15
Intercepted	1	2	149	0	296	2	0	208	0	0	1	0	0	0	1	1
Gross Yards	276	199	199	328	296	236	172	208	193	197	343	266	116	310	337	137
Sacked	0	3	3	0	1	5	4	18	3	1	2	1	3	1	3	5
Yards Lost	0	3	21	0	7	5	29	18	17	5	8	5	3	1	14	5
PENALTIES																
Number	9	5	1	10	7	3	5	4	4	5	4	4	2	10	1	1
Yards	87	48	5	71	65	30	50	33	37	39	70	51	15	93	1	5
FUMBLES																
Number	0	0	1	1	0	0	0	1	0	0	0	1	1	0	0	1
Lost	0	0	1	1	0	0	0	0	0	0	0	1	0	0	0	0
SCORING																
Points	40	16	38	48	29	34	34	20	13	17	32	49	49	24	24	0
TD Rushing	4	0	2	1	1	1	4	1	1	2	2	3	3	1	0	0
TD Passing	1	1	3	5	2	3	0	1	0	0	2	3	1	2	3	0
TD KO Returns	0	0	0	0	0	0	0	0	0	0	0	0	1	0	0	0
TD Punt Returns	0	0	0	0	0	0	0	0	0	0	0	1	1	0	0	0
TD Sp. Teams - Other	0	0	0	0	0	0	0	0	0	0	0	0	0	0	0	0
TD Def. Returns	0	0	0	0	0	0	0	0	0	0	0	0	1	0	0	0
FG Attempts	2	3	1	2	3	2	3	2	2	2	1	1	1	2	1	0
FG Made	2	3	1	2	3	2	3	2	2	1	1	1	1	1	1	0

2002 CHIEFS GAME-BY-GAME DEFENSE

FIRST DOWNS		@ Cleveland		Jacksonville		@ New England		Miami		@ N.Y. Jets		San Diego		Denver		Oakland		San Francisco		Buffalo		Seattle		Arizona		St. Louis		Denver		San Diego		@ Oakland	
Total	24	19	27	28	23	27	22	22	26	22	21	32	10	16	16	24	20	12	11	12	12	12	10	16	16	16	16	24	20	26	20		
Rush	2	5	8	9	9	10	9	12	4	10	6	8	1	7	16	10	10	10	10	10	10	10	10	10	10	10	10	10	10	10	10		
Pass	19	14	19	15	15	16	12	16	20	12	14	21	7	2	0	12	13	12	12	12	12	12	12	12	12	12	12	12	12	12	12		
Penalty	3	0	0	4	0	1	1	0	2	1	1	3	2	0	0	2	0	2	2	0	0	0	0	0	0	0	0	0	0	0	0		
THIRD DOWNS		11		8		12		15		13		10		16		12		11		12		11		16		12		12		15			
Attempts	4	7	8	1	6	6	5	5	3	3	7	6	5	5	3	5	5	5	5	5	5	5	5	5	5	5	5	5	5	5	5		
Converted	4	4	4	1	1	1	1	1	1	1	1	1	1	1	1	1	1	1	1	1	1	1	1	1	1	1	1	1	1	1	1		
Percentage	36	47	47	13	55	50	33	33	33	33	54	60	31	31	25	46	46	46	46	46	46	46	46	46	46	46	46	46	46	46	46		
TOT. OFFENSE		450		496		399		359		455		507		417		323		344		534		122		202		482		353		354			
Net Yards	411	450	496	399	359	455	507	417	323	344	534	122	202	482	353	354	354	354	354	354	354	354	354	354	354	354	353	353	354	354	354		
Plays	61	65	79	66	59	70	78	72	73	64	67	63	59	63	63	67	67	67	67	67	67	67	67	67	67	67	67	67	67	67	67		
Avg./Play	6.7	6.9	6.3	6.0	6.1	6.6	6.5	5.8	4.4	5.4	8.0	1.9	3.4	7.7	5.7	5.7	5.7	5.7	5.7	5.7	5.7	5.7	5.7	5.7	5.7	5.7	5.7	5.7	5.7	5.7	5.7		
RUSHING		59		97		105		147		153		141		83		155		133		180		26		32		197		148		280			
Net Yards	20	29	20	19	27	28	27	19	17	28	17	30	18	17	15	18	18	18	18	18	18	18	18	18	18	18	18	18	18	18	18		
Rush/Avt.	3.0	4.3	4.9	5.5	5.4	5.3	5.2	4.9	4.4	5.1	6.0	1.7	1.8	5.6	5.7	5.7	5.7	5.7	5.7	5.7	5.7	5.7	5.7	5.7	5.7	5.7	5.7	5.7	5.7	5.7	5.7		
PASSING		352		320		294		212		312		366		334		168		211		354		96		170		285		235		74			
Attempts	40	36	55	45	29	41	50	55	35	36	36	43	35	43	43	43	43	43	43	43	43	43	43	43	43	43	43	43	43	43	43		
Completions	28	25	39	29	22	28	30	35	25	24	25	18	24	18	18	18	18	18	18	18	18	18	18	18	18	18	18	18	18	18	18		
Intercepted	0	0	1	4	1	2	2	1	1	0	0	4	2	4	4	4	4	4	4	4	4	4	4	4	4	4	4	4	4	4	4		
Gross Yards	359	320	410	310	237	319	376	334	175	225	362	133	216	297	242	242	242	242	242	242	242	242	242	242	242	242	242	242	242	242	242		
Sacked	7	0	4	2	3	2	1	1	7	1	7	2	8	2	7	7	7	7	7	7	7	7	7	7	7	7	7	7	7	7	7		
Yards Lost	7	0	11	16	23	16	10	10	0	14	14	8	48	12	12	12	12	12	12	12	12	12	12	12	12	12	12	12	12	12	12		
PENALTIES		4		5		9		4		4		8		6		3		13		5		6		5		3		9		4			
Number	38	45	100	86	25	35	75	27	15	139	52	50	40	25	25	25	25	25	25	25	25	25	25	25	25	25	25	25	25	25	25		
Yards	4	5	12	9	4	4	8	6	3	13	5	6	5	3	3	3	3	3	3	3	3	3	3	3	3	3	3	3	3	3	3		
FUMBLES		1		2		0		0		3		2		2		0		0		0		1		1		2		1		3			
Number	1	1	2	1	0	0	3	2	0	0	3	2	0	2	0	0	0	0	0	0	0	0	0	0	0	0	0	0	0	0	0		
Lost	1	1	0	1	0	0	2	1	1	0	2	1	1	1	1	1	1	1	1	1	1	1	1	1	1	1	1	1	1	1	1		
SCORING		39		23		41		30		25		35		37		10		16		39		0		10		31		22		24			
Points	0	1	1	2	1	1	2	1	1	1	1	2	2	2	2	2	2	2	2	2	2	2	2	2	2	2	2	2	2	2	2		
TD Rushing	0	2	4	0	1	1	2	0	0	0	0	1	1	1	1	1	1	1	1	1	1	1	1	1	1	1	1	1	1	1	1		
TD Passing	0	0	4	0	0	0	0	0	0	0	0	0	0	0	0	0	0	0	0	0	0	0	0	0	0	0	0	0	0	0	0		
TD KO Returns	0	0	0	0	0	0	0	0	0	0	0	0	0	0	0	0	0	0	0	0	0	0	0	0	0	0	0	0	0	0	0		
TD Punt Returns	0	0	0	0	0	0	0	0	0	0	0	0	0	0	0	0	0	0	0	0	0	0	0	0	0	0	0	0	0	0	0		
TD Sp. Teams - Other	0	0	0	0	0	0	0	0	0	0	0	0	0	0	0	0	0	0	0	0	0	0	0	0	0	0	0	0	0	0	0		
TD Def. Returns	0	0	0	0	0	0	0	0	0	0	0	0	0	0	0	0	0	0	0	0	0	0	0	0	0	0	0	0	0	0	0		
FG Attempts	4	2	2	3	2	2	3	2	2	2	3	2	2	2	2	2	2	2	2	2	2	2	2	2	2	2	2	2	2	2	2		
FG Made	4	1	2	3	1	1	3	0	0	0	3	1	1	1	1	1	1	1	1	1	1	1	1	1	1	1	1	1	1	1	1		

2002 CHIEFS GAME-BY-GAME STARTERS

OFFENSE

Date	Opponent	X	LT	LG	C	RG	RT	TE	Z	QB	FB	RB
9/8	@ Cleveland	Kennison	Roaf	Waters	Wiegmann	Shields	Tait	Gonzalez	Morton	Green	Dunn - TE	Holmes
9/15	Jacksonville	Dunn - TE	Roaf	Waters	Wiegmann	Shields	Tait	Gonzalez	Morton	Green	Richardson	Holmes
9/22	@ New England	Barber - TE	Roaf	Waters	Wiegmann	Shields	Tait	Gonzalez	Morton	Green	Richardson	Holmes
9/29	Miami	Kennison	Roaf	Waters	Wiegmann	Shields	Tait	Gonzalez	Morton	Green	Richardson	Holmes
10/6	@ N.Y. Jets	Kennison	Roaf	Waters	Wiegmann	Shields	Tait	Gonzalez	Morton	Green	Barber - TE	Holmes
10/13	@ San Diego	Kennison	Roaf	Waters	Wiegmann	Shields	Tait	Gonzalez	Morton	Green	Richardson	Holmes
10/20	Denver	Kennison	Roaf	Waters	Wiegmann	Shields	Tait	Gonzalez	Morton	Green	Richardson	Holmes
10/27	Oakland	Kennison	Roaf	Waters	Wiegmann	Shields	Tait	Gonzalez	Morton	Green	Richardson	Holmes
11/10	@ San Francisco	Kennison	Roaf	Waters	Wiegmann	Shields	Tait	Gonzalez	Morton	Green	Richardson	Holmes
11/17	Buffalo	Kennison	Roaf	Waters	Wiegmann	Shields	Tait	Gonzalez	Morton	Green	Richardson	Holmes
12/1	@ Seattle	Kennison	Roaf	Waters	Wiegmann	Shields	Tait	Gonzalez	Morton	Green	Richardson	Holmes
12/4	Arizona	Kennison	Roaf	Waters	Wiegmann	Shields	Tait	Gonzalez	Morton	Green	Richardson	Holmes
12/8	St. Louis	Kennison	Roaf	Waters	Wiegmann	Shields	Tait	Gonzalez	Morton	Green	Richardson	Holmes
12/15	@ Denver	Kennison	Roaf	Waters	Wiegmann	Shields	Tait	Gonzalez	Boerigter	Green	Richardson	Holmes
12/22	San Diego	Kennison	Roaf	Waters	Wiegmann	Shields	Tait	Gonzalez	Boerigter	Green	Dunn - TE	Cloud
12/28	@ Oakland	Kennison	Roaf	Waters	Wiegmann	Shields	Tait	Gonzalez	Morton	Green	Dunn - TE	Cloud

DEFENSE

Date	Opponent	LE	LT	NT	RE	LOLB	MLB	ROLB	LCB	RCB	SS	FS
9/8	@ Cleveland	Hicks	Browning	Ransom	Clemons	Bush	Patton	Maslowski	Warfield	Barbee	Wesley	Beiser
9/15	Jacksonville	Hicks	Browning	Ransom	Clemons	Bush	Patton	Maslowski	Warfield	Barbee	Wesley	Beiser
9/22	@ New England	Stills	Browning	Ransom	Clemons	Bush	Cadrez	Maslowski	Warfield	Barbee	Wesley	Beiser
9/29	Miami	Hicks	Browning	Ransom	Clemons	Bush	Patton	Maslowski	Warfield	Barbee	Wesley	Beiser
10/6	@ N.Y. Jets	Hicks	Browning	Sims	Clemons	Bush	Patton	Maslowski	Warfield	Barbee	Wesley	Beiser
10/13	@ San Diego	Hicks	Browning	Sims	Clemons	Fujita	Patton	Maslowski	Warfield	Barbee	Harts	Beiser
10/20	Denver	Hicks	Browning	Ransom	Clemons	Fujita	Patton	Maslowski	Warfield	Barbee	Harts	Beiser
10/27	Oakland	Hicks	Browning	Ransom	Clemons	Fujita	Patton	Maslowski	Warfield	Barbee	Wesley	Harts
11/10	@ San Francisco	Hicks	Browning	Ransom	Clemons	Fujita	Patton	Maslowski	Warfield	Barbee	Wesley	Harts
11/17	Buffalo	Hicks	Browning	Downing	Clemons	Fujita	Patton	Maslowski	Warfield	Barbee	Wesley	Harts
11/24	@ Seattle	Hicks	Browning	Downing	Clemons	Fujita	Patton	Maslowski	Warfield	Barbee	Wesley	Harts
12/1	Arizona	Hicks	Browning	Downing	Clemons	Fujita	Patton	Maslowski	Warfield	Crockett	Wesley	Harts
12/8	St. Louis	Hicks	Browning	Downing	Clemons	Fujita	Patton	Maslowski	Warfield	Crockett	Wesley	Harts
12/15	@ Denver	Hicks	Browning	Ransom	Clemons	Fujita	Patton	Maslowski	Warfield	Barbee	Wesley	Harts
12/22	San Diego	Hicks	Browning	Ransom	Clemons	Fujita	Patton	Maslowski	Warfield	Barbee	Wesley	Harts
12/28	@ Oakland	Hicks	Browning	Ransom	Clemons	Fujita	Patton	Maslowski	Warfield	Barbee	Wesley	Harts
						Crockett - CB	Crockett - CB	Maslowski	Warfield	Barbee	Beiser	

2002 PLAYER PARTICIPATION

PLAYER	GS	INJ	PLAYER	GS	INJ	PLAYER	GS	INJ	PLAYER	GS	INJ	PLAYER	GS	INJ
Alford	0	0	Cloud	14	2	Holmes	14	14	Rebstock	0	0	Rebstock	0	16
Allen	6	0	Collins	3	0	Husted	6	0	Richardson	14	2	Richardson	14	2
Alroy	0	0	Crockett	15	5	Jackson	0	0	Roar	16	0	Roar	16	0
J. Andersen	3	0	Downing	13	4	Jones	6	0	Shields	16	2	Shields	16	0
M. Andersen	14	0	Dunn	11	4	Julien	6	0	Sims	6	2	Sims	6	10
Atkins	10	0	Easy	7	0	Kennison	16	14	Spears	9	0	Spears	9	0
Baber	12	2	Finley	1	0	Maslowski	16	16	Stills	16	1	Stills	16	0
Bartee	14	13	Freeman	15	0	McClellion	0	0	Stryzinski	16	0	Stryzinski	16	0
Belsel	16	0	Fujita	16	9	Morris	2	0	Tait	16	0	Tait	16	0
Belser	16	8	Garmon	16	0	Morris	0	0	Threats	0	0	Threats	0	16
Blaylock	12	0	Gonzalez	16	16	Morton	14	14	Trulluck	6	0	Trulluck	6	0
Boertger	16	2	Green	16	0	Murphy	0	0	Warfield	16	0	Warfield	16	0
Browning	16	0	Hall	16	0	Newson	4	0	Waters	16	0	Waters	16	0
Bush	9	5	Harris	14	0	Owens	8	0	Wesley	13	3	Wesley	13	3
Cadrez	12	1	Harris	16	11	Patton	16	15	West	16	0	West	16	0
Caver	1	0	Hicks	16	15	Quinn	1	0	Wiegmann	16	0	Wiegmann	16	0
Clemens	16	16	Hobgood-Chittick	3	0	Ransom	13	10	Willis	13	0	Willis	13	0

2002 INDIVIDUAL GAME-BY-GAME PASSING STATS

PASSING

Date	Opponent	Att.	Cmp.	Yds.	GREEN Cmp% Yds/Att.	TD	TD%	INT	INT%	LG	Sack/Lost	Rating
9/8	@ Cleveland	29	20	276	69.0	1	3.4	1	3.4	64	0.0/0.0	96.3
9/15	@ Jacksonville	31	16	199	51.6	1	3.2	2	6.5	51	1.0/3.0	55.7
9/22	@ New England	25	16	149	64.0	3	12.0	2	8.0	30	3.0/21.0	86.5
9/29	Miami	34	24	328	70.6	5	14.7	0	0.0	46	0.0/0.0	140.7
10/6	@ N.Y. Jets	33	23	296	69.7	2	6.1	1	3.0	60	1.0/7.0	105.1
10/13	@ San Diego	29	17	236	58.6	3	10.3	2	6.9	44t	1.0/5.0	90.6
10/20	Denver	33	20	172	60.6	0	0.0	0	0.0	23	4.0/29.0	74.3
10/27	Oakland	30	18	208	60.0	1	3.3	2	6.7	49	3.0/18.0	64.3
11/10	@ San Francisco	27	15	193	55.6	0	0.0	0	0.0	24	3.0/17.0	78.2
11/17	Buffalo	20	12	197	60.0	0	0.0	0	0.0	44	1.0/5.0	93.1
11/24	@ Seattle	34	26	343	76.5	2	5.9	1	3.0	64t	2.0/8.0	115.2
12/1	Arizona	20	14	209	70.0	10	50.0	0	0.0	41	1.0/5.0	137.3
12/8	St. Louis	15	10	100	66.7	1	6.7	0	0.0	29	1.0/3.0	107.6
12/15	@ Denver	42	18	310	42.9	3	7.3	0	0.0	75t	1.0/1.0	84.4
12/22	San Diego	36	23	337	63.9	2	8.3	1	2.8	99t	3.0/14.0	110.5
12/28	@ Oakland	32	15	137	46.9	0	0.0	1	3.1	21	1.0/5.0	46.0
TOTALS		470	287	3690	61.1	7.85	5.5	13	2.8	99t	26.0/141.0	92.6

2002 INDIVIDUAL GAME-BY-GAME RUSHING AND RECEIVING STATS

RUSHING		HOLMES			GREEN			MORTON			CLOUD			RICHARDSON			BLAYLOCK														
Date	Opponent	No.	Yds.	Avg.	LG	TD	No.	Yds.	Avg.	LG	TD	No.	Yds.	Avg.	LG	TD	No.	Yds.	Avg.	LG	TD										
9/8	@ Cleveland	22	122	5.5	26t	4	2	17	8.5	12	0	0	0	0	0	0	0	0	0	0	0	0									
9/15	Jacksonville	22	84	3.8	12	0	1	14	14.0	14	0	0	0	0	0	0	0	0	0	0	0	0									
9/22	@ New England	30	180	6.0	25	2	2	7	3.5	4	0	0	0	0	0	0	0	0	0	0	0	0									
9/29	Miami	23	52	2.3	25t	1	3	48	16.0	24	0	0	0	0	0	0	0	0	0	0	0	0									
10/6	@ N.Y. Jets	23	152	6.6	27	1	0	0	0.0	--	0	2	51	25.5	36	0	0	0	0	0	0	0									
10/13	@ San Diego	23	63	2.7	18	1	4	25	6.3	9	0	0	0	0	0	0	0	0	0	0	0	0									
10/20	Denver	24	113	4.7	14	3	2	18	9.0	9	0	0	0	0	0	0	0	0	0	0	0	0									
10/27	Oakland	23	91	4.0	15	1	2	32	16.0	23	0	0	0	0	0	0	0	0	0	0	0	0									
11/10	@ San Francisco	11	51	4.6	12t	1	1	7	7.0	7	0	1	13	13.0	13	0	0	0	0	0	0	0									
11/17	Buffalo	31	104	3.4	15	1	4	19	4.8	12	1	4	4.0	4.0	0	0	0	0	0	0	0	0									
11/24	@ Seattle	23	197	8.6	30	2	1	7	7.0	7	0	1	12	12.0	12	0	0	0	0	0	0	0									
12/1	Arizona	26	113	7.1	21	2	0	0	0.0	--	0	1	15	15.0	15	0	0	0	0	0	0	0									
12/8	St. Louis	24	132	5.5	17	2	1	0	0.0	0	0	1	-3	-3.0	-3	0	0	0	0	0	0	0									
12/15	@ Denver	18	161	8.9	56	0	2	9	4.5	5	0	0	0	0	0	0	0	0	0	0	0	0									
12/22	San Diego	Inactive/Hip	4	13	3.3	6	0	4	13	3.3	6	0	0	0	0	0	0	0	0	0	0	0									
12/28	@ Oakland	Inactive/Hip	2	9	4.5	6	0	2	9	4.5	6	0	0	0	0	0	0	0	0	0	0	0									
TOTALS		313	1615	5.2	56	21	31	225	7.3	24	1	10	124	12.4	36	0	49	115	2.3	9	2	22	81	3.7	14t	2	16	72	4.5	16	0

RECEIVING		GONZALEZ			HOLMES			BOERIGTER			MORTON			HALL																		
Date	Opponent	No.	Yds.	Avg.	LG	TD	No.	Yds.	Avg.	LG	TD	No.	Yds.	Avg.	LG	TD	No.	Yds.	Avg.	LG	TD											
9/8	@ Cleveland	4	120	30.0	64	0	5	87	17.4	30	1	6	19	3.2	14	0	0	0	0.0	--	0	1	15	15.0	15	0	1	4	4.0	4	0	
9/15	Jacksonville	2	30	15.0	17	0	3	34	11.3	17	1	5	32	6.4	11	0	1	51	51.0	51	0	0	2	23	11.5	18	0	1	6	6.0	6	0
9/22	@ New England	4	41	10.3	15t	2	1	17	17.0	17	0	5	18	3.6	9	1	0	0	0.0	--	0	2	4	22	30.0	0	1	12	12.0	12	0	
9/29	Miami	2	57	28.5	46	0	7	140	20.0	42t	3	6	63	10.5	24	0	0	0	0.0	--	0	4	39	9.8	13	1	3	21	14	0	0	
10/6	@ N.Y. Jets	2	45	22.5	25	0	4	25	6.3	11	0	9	81	9.0	19t	1	0	0	0.0	--	0	4	56	14.0	19	0	2	66	33.0	60t	1	
10/13	@ San Diego	1	21	21.0	21	0	2	11	5.5	8	1	7	96	13.7	22	0	0	85	213.3	44t	2	0	4	0.0	--	0	1	12	12.0	12	0	
10/20	Denver	4	37	9.3	19	0	5	58	11.6	23	0	7	38	5.4	15	0	0	0	0.0	--	0	3	25	8.3	12	0	1	14	14.0	14	0	
10/27	Oakland	3	32	10.7	23	0	6	57	9.5	24	0	6	93	15.5	49	0	0	0	0.0	--	0	0	0	0	0.0	--	0	0	0	0	0	0
11/10	@ San Francisco	8	134	16.8	23	0	1	6	6.0	6	0	2	42	21.0	24	0	0	42	21.0	24	0	0	0	0	0.0	--	0	0	0	0	0	0
11/17	Buffalo	3	93	31.0	44	0	2	17	8.5	15	0	3	23	7.7	13	0	1	12	12.0	12	0	0	3	52	17.3	21	0	0	0	0	0	0
11/24	@ Seattle	4	54	13.5	23	0	4	51	12.8	17	0	7	110	15.7	64t	1	1	15	15.0	15	0	1	6	92	15.3	25	0	1	10	10.0	10	0
12/1	Arizona	4	54	13.5	23	0	4	74	18.5	29	1	3	56	18.7	41	0	2	30	15.0	29t	2	2	18	9.0	13	0	2	23	11.5	15	0	
12/8	St. Louis	29	290	29.0	29	0	5	38	7.6	16	0	2	16	8.0	13	0	1	7	7.0	7	1	1	20	20.0	20	0	0	0	0	0	0	
12/15	@ Denver	4	69	17.3	23	0	4	58	14.5	25	0	2	22	11.0	16	0	0	0	0.0	--	0	0	0	0	0.0	--	0	5	143	28.6	75t	2
12/22	San Diego	5	70	14.0	22	0	6	65	10.8	32	0	2	Inactive/Hip				5	144	28.8	99t	2	2	Inactive/Back				1	7	7.0	7	0	
12/28	@ Oakland	53	206	10.0	13	0	4	35	8.8	16	0	2	Inactive/Hip				2	18	9.0	15	0	1	13	13.0	13	0	1	4	4.0	4	0	
TOTALS		53	906	17.1	64	2	63	773	12.3	42t	7	70	672	9.6	64t	3	20	420	21.0	99t	8	29	397	13.7	30	1	20	322	16.1	75t	3	

2002 GAME SUMMARIES

GAME 1

Chiefs 40, Browns 39

September 8, 2002 • Cleveland Browns Stadium • 72,938



KANSAS CITY	7	7	3	23	—	40
CLEVELAND	6	14	7	12	—	39



The Chiefs 2002 regular season opener was a fitting preview to what turned out to be a wild season. Just when you thought the game between Kansas City and Cleveland was over, the Chiefs pulled out a miracle 40-39 win.

In a game that featured 35 fourth-quarter points and nine lead changes, Browns K Phil Dawson hit an apparent game-winning 41-yard FG with 0:29 left to give the Browns a 39-37 advantage. Then the fun began.

On what looked like the game's final play, QB Trent Green was tenuously close to being sacked before pitching the ball back to T John Tait, who rumbled to the Cleveland 25-yard line. Rather than the game ending with a 39-37 Browns win, an unsportsmanlike penalty on Cleveland LB Dwayne Rudd was called, keeping the game alive. Rudd, believing he had sacked Green to end the game, had removed his helmet in a celebratory fashion while the play was still alive resulting in a 15-yard penalty and one final, untimed play. That play happened to be a 30-yard game-winning FG by K Morten Andersen who catapulted the Chiefs to a 40-39 win.

Proving that last season's rushing title was no fluke, RB Priest Holmes scored four rushing TDs (including three in the fourth quarter) and racked up 122 yards en route to the victory. Holmes' four rushing TDs tied a Chiefs record.

Green and Holmes rallied the Chiefs back from a 13-point deficit and then again from a two-point hole with no time remaining.

Filling in for injured starter Tim Couch, back-up QB Kelly Holcomb tallied 326 yards passing and three TDs but did not have the ball last and that ended up determining the outcome. Cleveland used three TD passes and two Phil Dawson FGs to build a 27-14 lead, but Kansas City never gave up.

Green put the Chiefs on the scoreboard for the first time in 2002 when he found TE Tony Gonzalez wide open for a 17-yard TD.

GAME NOTES

- The win was just the second-ever by Kansas City in Cleveland. KC's only other victory in Cleveland came when QB Len Dawson led KC to a 13-7 victory (11/14/71).
- The 40 points scored by KC were the club's most since getting 54 vs. St. Louis (10/22/00). They were also the club's highest total on Opening Day since a 47-27 win at New Orleans (9/8/85). The game's 79 total points were the most ever in an Opening Day Chiefs contest.
- RB Priest Holmes' 122 rushing yards tied as the second-highest total ever on Opening Day by a Chiefs back.
- K Morten Andersen extended his NFL record by registering the 30th game-winning FG of his career with a 30-yard kick with 0:00 left.

BROWNS	— Dawson, 20-yard FG (4-3, 0:54).
CHIEFS	— Gonzalez, 17-yard pass from Green (M. Andersen kick) (8-73, 4:15).
BROWNS	— Dawson, 32-yard FG (10-55, 5:05).
BROWNS	— Northcutt, 43-yard pass from Holcomb (Dawson kick) (2-65, 0:48).
CHIEFS	— Holmes, 5-yard run (M. Andersen kick) (6-83, 3:38).
BROWNS	— Morgan, 33-yard pass from Johnson (Dawson kick) (5-71, 3:03).
BROWNS	— A. Davis, 4-yard pass from Holcomb (Dawson kick) (14-80, 7:51).
CHIEFS	— M. Andersen, 33-yard FG (9-42, 5:05).
BROWNS	— Dawson, 34-yard FG (8-50, 3:27).
CHIEFS	— Holmes, 26-yard run (M. Andersen kick) (4-56, 2:13).
CHIEFS	— Holmes, 15-yard run (M. Andersen kick) (1-15, 0:07).
BROWNS	— Morgan, 44-yard pass from Holcomb (run failed) (5-66, 2:13).
CHIEFS	— Holmes, 7-yard run (run failed) (6-74, 2:47).
BROWNS	— Dawson, 41-yard FG (7-45, 2:36).
CHIEFS	— M. Andersen, 30-yard FG (4-53, 0:29).

Team Statistics	Browns	Chiefs
First Downs	24	24
Total Net Yards	411	470
Rushes/Net Yards	20/59	30/194
Net Passing	352	276
Pass Attempts/Completions	40/28	29/20
Had Intercepted	0	1
Times Sacked/Yards	1/07.0	0/0/0.0
Punts/Average	2/37.0	4/41.0
Penalties/Yards	4/38	9/87
Fumbles/Lost	1/1	0/0
Possession Time	29:44	30:16

RUSHING

CHIEFS	— Holmes 22-122, 4 TDs; Tait 1-28; Green 2-17; Hall 2-14; Richardson 3-13.
BROWNS	— White 12-42; Green 8-17.

RECEIVING

CHIEFS	— Holmes 6-19; Gonzalez 5-87, 1 TD; Kennison 4-120; Richardson 2-26; Morton 1-15; Cloud 1-5; Hall 1-4.
BROWNS	— Morgan 9-151, 2 TDs; Johnson 8-96; White 3-20; Andre' Davis 3-14, 1 TD; Campbell 2-27; King 2-8; Northcutt 1-43, 1 TD.

PASSING

CHIEFS	— Green 20-29-276, 1 TD, 1 INT.
BROWNS	— Holcomb 27-39-326, 3 TDs, 0 INTs; Johnson 1-1-33, 1 TD, 0 INTs.

INTERCEPTIONS

CHIEFS	— None.
BROWNS	— McCutcheon 1-24.

SACKS

CHIEFS	— Clemons 1.0.
BROWNS	— None.

FIELD GOALS

CHIEFS	— M. Andersen (33) (30).
BROWNS	— Dawson (20) (32) (34) (41).

GAME 2

Jaguars 23, Chiefs 16

September 15, 2002 • Arrowhead Stadium • 77,934



JACKSONVILLE	0	9	0	14	—	23
KANSAS CITY	3	3	0	10	—	16



For over 53 minutes the Chiefs and Jaguars battled evenly but neither team could break through for that game-altering play. Then in the final six minutes, Jacksonville busted free for touchdowns of 79 and 63 yards to open a 14-point lead and spoil Kansas City's home opener with a 23-16 win.

After moving the ball with ease and scoring 40 points the week before at Cleveland, the Kansas City offense had a tougher time with the Jaguars defense. When a 39-yard, fourth-quarter field goal by K Morten Andersen — his third of the contest — knotted the score at 9-9, Jacksonville's offense suddenly awoke. On their next two drives the Jaguars needed just a total of three plays to record two TDs.

First, QB Mark Brunell hit WR Patrick Johnson on a go route down the sideline for a 79-yard TD strike. Then on the first play of their next possession RB Fred Taylor broke through the line of scrimmage and outran the KC defenders for a 63-yard, game-clinching TD.

However, Kansas City did mount a late rally, pulling off a few big plays of its own. Trailing 23-9, QB Trent Green hit WR Marc Boerigter on a 51-yard bomb for his first career catch. Two plays later TE Tony Gonzalez hauled in an acrobatic TD catch from 12 yards out to cut the deficit to seven.

The Chiefs opened the scoring with a monster 15-play, 88-yard drive that ate 8:38 off the clock. However, KC settled for an Andersen FG and a 3-0 lead. Another trip inside the Jaguars 20-yard line stalled and ended with an Andersen FG and a 6-0 Chiefs advantage.

Jacksonville found the end zone first when WR Jimmy Smith turned a 20-yard hook route into a 37-yard TD pass. On the ensuing extra point attempt, Jaguars holder P Chris Hanson dropped the snap and was tackled with the ball, keeping the game tied at 6-6.

GAME NOTES

- G Will Shields started his 145th consecutive game, the longest streak in Chiefs history since the team began tracking that stat in '68.
- K Morten Andersen played in his 310th NFL game, bypassing Gary Andersen (309) for the second-highest total in NFL history behind only George Blanda (340).
- With 84 rushing yards vs. Jacksonville, RB Priest Holmes (1,761) moved ahead of Robert Holmes (1,689) for 15th place on the Chiefs all-time rushing chart.

- CHIEFS** — M. Andersen, 25-yard FG (15-88, 8:38).
- CHIEFS** — M. Andersen, 38-yard FG (11-51, 4:25).
- JAGUARS** — J. Smith, 37-yard pass from Brunell (kick aborted) (7-56, 3:59).
- JAGUARS** — Epstein, 26-yard FG (11-46, 1:45).
- CHIEFS** — M. Andersen, 39-yard FG (8-34, 2:53).
- JAGUARS** — Johnson, 79-yard pass from Brunell (Epstein kick) (2-85, 0:58).
- JAGUARS** — Taylor, 63-yard run (Epstein kick) (1-63, 0:11).
- CHIEFS** — Gonzalez, 12-yard pass from Green (M. Andersen kick) (4-80, 0:34).

Team Statistics	Jaguars	Chiefs
First Downs	19	18
Total Net Yards	450	336
Rushes/Net Yards	29/130	28/140
Net Passing	320	196
Pass Attempts/Completions	36/25	32/16
Had Intercepted	0	2
Times Sacked/Yards	0/0	1/3
Punts/Average	4/40.5	4/43.5
Penalties/Yards	5/45	5/48
Fumbles/Lost	1/1	0/0
Possession Time	31:44	28:16

RUSHING

- CHIEFS** — Holmes 22-84; Morton 1-20; Green 1-14; Kennison 1-12; Cloud 1-7; Hall 1-4; Richardson 1-(-1).
- JAGUARS** — Taylor 20-114, 1 TD; Mack 1-13; Brunell 7-12; Johnson 1-(-9).

RECEIVING

- CHIEFS** — Holmes 5-32; Gonzalez 3-34, 1 TD; Kennison 2-30; Morton 2-23; Boerigter 1-51; Richardson 1-12; Dunn 1-11; Hall 1-6.
- JAGUARS** — Taylor 6-45; J. Smith 5-83, 1 TD; Brady 5-60; Johnson 4-97, 1 TD; Mitchell 2-15; Shaw 2-8; Mack 1-12.

PASSING

- CHIEFS** — Green 16-31-199, 1 TD, 2 INTs.
- JAGUARS** — Brunell 25-36-320, 2 TDs, 0 INTs.

INTERCEPTIONS

- CHIEFS** — None.
- JAGUARS** — McCree 2-30.

SACKS

- CHIEFS** — None.
- JAGUARS** — Meier 1.0.

FIELD GOALS

- CHIEFS** — M. Andersen (25) (38) (39).
- JAGUARS** — Epstein (26) 43W.L.

GAME 3

Patriots 41, Chiefs 38 (OT)

September 22, 2002 • Gillette Stadium • 68,436



KANSAS CITY	3	7	7	21	0	—	38
NEW ENGLAND	0	9	8	21	3	—	41



In the Chiefs first-ever trip to newly-opened Gillette Stadium, Kansas City and New England needed more than the 60 minutes of regulation to decide the outcome. The Chiefs led the Patriots 10-9 at the half, were tied 17-17 after three quarters and battled back from a 14-point fourth-quarter deficit to tie the score at 38-38 at the end of regulation. But KC could not deliver the knockout punch vs. the defending Super Bowl champions, who won the coin toss in OT and marched down the field for a 35-yard FG and a 41-38 victory.

After RB Antowain Smith scored on a 42-yard TD to give New England a 38-24 advantage with 6:10 left in regulation, things looked grim for Kansas City.

However, QB Trent Green rallied the Chiefs for an amazing comeback bid, powered by RB Priest Holmes, who finished the day with 180 rushing yards. First, Holmes capped a quick drive with a six-yard touchdown run to close the gap to 38-31 with 4:37 left. Green's 30-yard pass to WR Johnnie Morton was the big play on the drive, moving the Chiefs inside the Red Zone where Holmes took over.

Kansas City's defense took the field needing to turn the ball back over to the offense. DE Eric Hicks — who recorded a pair of sacks — and the defense delivered, forcing a three-and-out series, as the Patriots lost two yards on the possession.

Green got the ball back for KC with 2:30 to go and quickly marched the club downfield thanks to two critical third-down conversions including a 12-yard pass to WR Dante Hall. Facing third-and-goal from the one with 0:03 left, Holmes plowed up the middle for his second TD, sending the contest into overtime at 38-38.

Kansas City would not get the ball back in the overtime period. New England won the toss and marched methodically on a nine-play, 53-yard drive capped by K Adam Vinatieri's game-winning FG with 10:20 left in OT.

GAME NOTES

- DE Eric Hicks recorded the ninth multi-sack game of his career with 2.0 sacks (-5.0 yards). That effort moved him into 10th place in Chiefs history ahead of Dan Williams (23.0).
- RB Priest Holmes' 180 rushing yards were the fifth-best single-game effort in team history and the third-highest performance of his career.
- WR Eddie Kennison's two TD catches marked his first multi-TD game since getting a career-high three TDs as a rookie with the Rams at Atlanta (12/15/96).
- LB Mike Maslowski recorded his first career INT off QB Tom Brady.

- CHIEFS** — M. Andersen, 39-yard FG (9-37, 4:36).
- CHIEFS** — Kennison, 14-yard pass from Green (M. Andersen kick) (3-26, 0:47).
- PATRIOTS** — Faulk, 23-yard pass from Brady (run failed) (8-85, 4:40).
- PATRIOTS** — Vinatieri, 37-yard FG (6-22, 0:51).
- CHIEFS** — Holmes, 3-yard pass from Green (M. Andersen kick) (4-37, 2:00).
- PATRIOTS** — Brown, 9-yard pass from Brady (Smith run) (11-71, 5:15).
- PATRIOTS** — Graham, 18-yard pass from Brady (Vinatieri kick) (4-56, 1:08).
- PATRIOTS** — Patten, 38-yard pass from Brady (Vinatieri kick) (3-39, 1:24).
- CHIEFS** — Kennison, 15-yard pass from Green (M. Andersen kick) (8-62, 4:00).
- PATRIOTS** — A. Smith, 42-yard run (Vinatieri kick) (6-75, 3:13).
- CHIEFS** — Holmes, 6-yard run (M. Andersen kick) (6-59, 1:33).
- CHIEFS** — Holmes, 1-yard run (M. Andersen kick) (11-54, 2:30).
- PATRIOTS** — Vinatieri, 35-yard FG (9-53, 4:40).

Team Statistics	Patriots	Chiefs
First Downs	27	21
Total Net Yards	496	349
Rushes/Net Yards	20/97	34/221
Net Passing	399	128
Pass Attempts/Completions	55/39	25/16
Had Intercepted	1	2
Times Sacked/Yards	4/11	3/21
Punts/Average	6/36.7	4/40.5
Penalties/Yards	12/100	1/5
Fumbles/Lost	2/0	1/1
Possession Time	37:39	27:01

RUSHING

- CHIEFS** — Holmes, 30-180, 2 TDs; Hall 2-34; Green 2-7.
- PATRIOTS** — A. Smith 16-92, 1 TD; Edwards 2-4; Brady 1-2; Faulk 1(-1).

RECEIVING

- CHIEFS** — Holmes 5-18, 1 TD; Kennison 4-41, 2 TDs; Morton 2-44; Richardson 2-10; Gonzalez 1-17; Hall 1-12; Baber 1-7.
- PATRIOTS** — T. Brown 16-176, 1 TD; Patten 7-108, 1 TD; Branch 6-33; Edwards 4-29; Hayes 2-10; Faulk 1-23, 1 TD; Graham 1-18, 1 TD; Fauria 1-8; Cleeland 1-5.

PASSING

- CHIEFS** — Green 16-25-149; 3 TDs 2 INTs.
- PATRIOTS** — Brady 39-54-410, 4 TDs, 1 INT; Faulk 0-1-0, 0 TDs, 0 INTs.

INTERCEPTIONS

- CHIEFS** — Maslowski 1-25.
- PATRIOTS** — Law 1-0; O. Smith 1(-1).

SACKS

- CHIEFS** — Hicks 2.0; Browning 1.0; Harris 1.0.
- PATRIOTS** — Seymour 1.0; T. Jones 0.5; Pleasant 0.5.

FIELD GOALS

- CHIEFS** — Andersen (39).
- PATRIOTS** — Vinatieri (37) (35).

GAME 4

Chiefs 48, Dolphins 30

September 29, 2002 • Arrowhead Stadium • 78,178



MIAMI	7	9	7	7	—	30
KANSAS CITY	10	14	7	17	—	48



In a game billed as a battle of the NFL's top two rushers — KC's Priest Holmes and Miami's Ricky Williams — it was the passing game that proved to be the difference. Chiefs QB Trent Green threw a career-high five TD passes, including three scoring connections to TE Tony Gonzalez as the Chiefs handed the Dolphins their first loss of the season by a 48-30 count at Arrowhead.

As good as the Chiefs offense was on the day, the Chiefs defense repeatedly set the table, forcing five Miami turnovers, including a career-best three INTs from S Greg Wesley in the fourth quarter. The Chiefs finished the day at +5 in the turnover column, converting those five takeaways into 20 points.

From the club's first drive, the Chiefs passing game looked sharp as Green completed 24 of 34 passes for 328 yards and registered a sparkling QB rating of 140.7.

Gonzalez showed off his Pro Bowl hands early with a 30-yard catch on the team's first possession. Moments later, Gonzalez, who finished with seven catches for 140 yards, capped a drive with a nine-yard TD grab over the middle.

College teammates at Texas, Williams and Holmes came into the game ranked first and second in the NFL in rushing, but combined for just 118 rushing yards on the day. The Chiefs defense held Williams to just 66 ground yards.

With the score tied at 10-10, Holmes gave the Chiefs the lead for good when he bolted around the left end for a 25-yard TD. On the score, Green threw the final block on the play, leveling Miami S Arturo Freeman to seal the corner. Green then found WR Johnnie Morton on an eight-yard TD to push the margin up to 24-10 midway through the second quarter.

GAME NOTES

- The Chiefs +5 turnover ratio (5 takes/0 gives) was the club's best total since going +5 in a 23-7 win vs. San Diego (9/20/98).
- QB Trent Green threw a career-high five TD passes vs. Miami. He joined Len Dawson and Elvis Grbac as the only Chiefs players to throw five TDs in a single game.
- TE Tony Gonzalez set a career high with three touchdown catches (9, 42 and 6 yards) vs. Miami. Those TD catches moved him into fourth place in Chiefs history ahead of TE Fred Arbanas (34).
- S Greg Wesley produced a career-high three interceptions vs. Miami, all in the fourth quarter. He became just the seventh Chiefs player to produce three or more INTs in a single game and the first since CB Albert Lewis had three INTs vs. Atlanta (9/1/91).

- DOLPHINS** — Fiedler, 1-yard run (Mare kick) (4-52, 1:53).
- CHIEFS** — Gonzalez, 9-yard pass from Green (M. Andersen kick) (11-83, 6:14).
- CHIEFS** — M. Andersen, 50-yard FG (4-4, 1:01).
- DOLPHINS** — Mare, 42-yard FG (12-56, 6:16).
- CHIEFS** — Holmes, 25-yard run (M. Andersen kick) (4-69, 1:44).
- CHIEFS** — Morton, 8-yard pass from Green (M. Andersen kick) (4-58, 1:32).
- DOLPHINS** — Mare, 29-yard FG (7-46, 2:38).
- DOLPHINS** — Mare, 25-yard FG (9-49, 2:44).
- CHIEFS** — Gonzalez, 42-yard pass from Green (M. Andersen kick) (7-80, 3:27).
- DOLPHINS** — Williams, 3-yard run (Mare kick) (4-72, 2:18).
- CHIEFS** — Gonzalez, 6-yard pass from Green (M. Andersen kick) (8-61, 4:35).
- DOLPHINS** — Konrad, 6-yard pass from Fiedler (Mare kick) (5-63, 2:10).
- CHIEFS** — M. Andersen, 24-yard FG (4-9, 2:04).
- CHIEFS** — Baber, 3-yard pass from Green (M. Andersen kick) (2-20, 0:51).

Team Statistics	Dolphins	Chiefs
First Downs	28	25
Total Net Yards	399	450
Rushes/Net Yards	19/105	33/122
Net Passing	103	255
Pass Attempts/Completions	45/29	34/24
Had Intercepted	4	0
Times Sacked/Yards	2/16	0/0
Punts/Average	2/46.0	5/41.2
Penalties/Yards	9/86	10/71
Fumbles/Lost	1/1	1/0
Possession Time	26:25	33:35

RUSHING

- CHIEFS** — Holmes 23-52, 1 TD; Green 3-48; Cloud 3-8; Richardson 2-5; Hall 1-5; Kennison 1-4.
- DOLPHINS** — Williams 14-66, 1 TD; McKnight 1-19; Fiedler 5-13, 1 TD; Edwards 1-5.

RECEIVING

- CHIEFS** — Gonzalez 7-140, 3 TDs; Holmes 6-63; Morton 4-39, 1 TD; Hall 3-21; Kennison 2-57; Richardson 1-5; Baber 1-3, 1 TD.
- DOLPHINS** — Williams 7-60; Chambers 6-102; Gadsden 4-69; Konrad 4-28, 1 TD; Edwards 3-15; McMichael 2-18; Ward 2-8; McKnight 1-10.

PASSING

- CHIEFS** — Green 24-34-328, 5 TDs, 0 INTs.
- DOLPHINS** — Fiedler 29-45-310, 1 TD, 4 INTs.

INTERCEPTIONS

- CHIEFS** — Wesley 3-71; Warfield 1-5.
- DOLPHINS** — None.

SACKS

- CHIEFS** — Hicks 1.0; Patton 1.0.
- DOLPHINS** — None.

FIELD GOALS

- CHIEFS** — M. Andersen (50) (24).
- DOLPHINS** — Mare (42) (29) (25).

GAME 5

Chiefs 29, Jets 25

October 6, 2002 • Giants Stadium • 78,149



KANSAS CITY 3	9	3	14	— 29
N.Y. JETS 7	8	0	10	— 25



The Chiefs continued to test their fate in the fourth quarter, but came out on the winning side after another fantastic finish with a 29-25 comeback victory at the N.Y. Jets. It marked the club's first win against an AFC East opponent on the road since it defeated these same N.Y. Jets (11/29/92) by a 23-7 score, snapping a streak of 14 consecutive losses. The victory was only the Chiefs second-ever victory in the Meadowlands.

With the club trailing 25-22, QB Trent Green orchestrated the game-winning, 10-play, 78-yard TD drive that featured 72 yards from RB Priest Holmes, including the 19-yard TD pass from Green. Holmes finished the day with 223 combined net yards, the third-highest tally of his career.

Facing second-and-10 from the Jets 19-yard line with just 34 seconds left, Green dumped a pass off to his safety valve, Holmes. The Texas alum caught the short pass over the middle, cut to the left, stiff-armed one defender and headed toward the end zone where he hurdled over two more Jets defenders for the decisive score.

Holmes rattled off 111 rushing yards in the first half, but it was the Jets who held a 15-12 advantage after two quarters when TE Anthony Becht hauled in a two-yard TD from QB Chad Pennington with 0:07 left before half. After a Jets TD put them ahead 22-15, Chiefs WR Dante Hall collected his initial NFL score in exciting fashion. Hall caught a long pass from Green and then dodged several defenders to weave his way into the end zone, tying the count at 22-22.

New York would take its next drive to the Chiefs 13-yard line, but KC's defense rebuked the Jets on third-and-eight, forcing the Jets to settle for a 25-yard FG from K John Hall, giving them a 25-22 edge. The Chiefs then began their game-winning drive at their own 22 with 2:48 left on the clock. KC converted a pair of third downs on the scoring march, with Holmes making catches on both occasions to move the chains.

GAME NOTES

- KC snapped a string of 14 straight losses on the road to AFC East opponents, including a pair of playoff games. It was KC's first win at an AFC East foe since a 23-7 win at the N.Y. Jets (11/29/92).
- Holmes became the fastest Chief to reach the 2,000-yard rushing plateau, doing it in his 21st game, breaking the previous mark of 30 games established by Christian Okoye.
- Holmes produced 233 combined net yards at the N.Y. Jets (152 rushing/81 receiving), the third-highest total of his career.
- With four catches, TE Tony Gonzalez (354) moved ahead of Carlos Carson (351) for sixth place on KC's all-time receiving chart.

- CHIEFS** — M. Andersen, 36-yard FG (7-23, 3:20).
- JETS** — Martin, 17-yard run (Hall kick) (5-56, 2:36).
- CHIEFS** — M. Andersen, 40-yard FG (12-58, 6:48).
- CHIEFS** — Holmes, 12-yard run (pass failed) (9-80, 4:35).
- JETS** — Becht, 2-yard pass from Pennington (Martin run) (7-61, 1:32).
- CHIEFS** — M. Andersen, 27-yard FG (8-58, 3:54).
- JETS** — Moss, 27-yard pass from Pennington (Hall kick) (12-89, 5:36).
- CHIEFS** — Hall, 60-yard pass from Green (M. Andersen kick) (5-79, 3:16).
- JETS** — Hall, 25-yard FG (14-61, 7:21).
- CHIEFS** — Holmes, 19-yard pass from Green (M. Andersen kick) (10-78, 2:27).

Team Statistics	Jets	Chiefs
First Downs 23	24
Total Net Yards 359	504
Rushes/Net Yards 27/147	28/215
Net Passing 212	289
Pass Attempts/Completions 29/22	33/23
Had Intercepted 1	1
Times Sacked/Yards 3/25	1/7
Punts/Average 3/46.3	2/26.5
Penalties/Yards 4/25	7/65
Fumbles/Lost 0/0	0/0
Possession Time 29:01	30:59

RUSHING

- CHIEFS** — Holmes 23-152, 1 TD; Morton 2-51; Cloud 1-7; Richardson 1-4; Hall 1-1.
- JETS** — Martin 21-119, 1 TD; Anderson 1-16; Pennington 3-3; Moss 1-8; Jordan 1-1.

RECEIVING

- CHIEFS** — Holmes 9-81, 1 TD; Morton 4-56; Gonzalez 4-25; Hall 2-66, 1 TD; Kennison 2-45; Richardson 2-23.
- JETS** — Coles 8-116; Moss 4-57, 1 TD; Martin 4-25; Anderson 3-5; Swayne 3-32; Becht 1-2, 1 TD.

PASSING

- CHIEFS** — Green 23-33-296, 2 TDs, 1 INT.
- JETS** — Pennington 22-29-237, 2 TDs, 1 INT.

INTERCEPTIONS

- CHIEFS** — Wesley, 1-0.
- JETS** — Robinson, 1-0.

SACKS

- CHIEFS** — Browning 2.0; Stills 1.0.
- JETS** — Abraham 1.0

FIELD GOALS

- CHIEFS** — M. Andersen (36) (40) (27).
- JETS** — Hall 51WR (25).

GAME 6

Chargers 35, Chiefs 34

October 13, 2002 • Qualcomm Stadium • 58,995



KANSAS CITY	10	7	7	10	—	34
SAN DIEGO	7	0	7	21	—	35



Kansas City faced an old friend in San Diego head coach Marty Schottenheimer, but it was Schottenheimer's squad who won this shootout. After pulling out a fourth-quarter comeback a week before at the N.Y. Jets, Kansas City saw the tables turned as it was San Diego mounting the fourth-quarter comeback for a 35-34 win at Qualcomm Stadium.

For the 12th consecutive time, a Chiefs-Chargers game played in San Diego was won by the team scoring last as QB Drew Brees connected with WR Reche Caldwell for the game-winning TD with 0:14 on the clock.

Kansas City did virtually everything necessary to win, posting a +3 turnover mark and even blocking a punt, but 21 fourth-quarter points by SD were too much to overcome.

With San Diego leading 7-3 in the first quarter, LB Larry Atkins blocked a punt, setting up a one-yard TD by RB Priest Holmes to give KC its first lead of the day at 10-7, a lead the Chiefs would not relinquish until the game's final seconds. The Chiefs steadily built their advantage to 24-14 thanks to a pair of touchdown catches by first-year WR Marc Boerigter. Just before halftime Boerigter recorded his first career TD on a 44-yard catch-and-run, then made a leaping 19-yard grab in the end zone for his second TD of the day.

However, San Diego would then rattle off 21 points in the final period, setting the stage for a dramatic, comeback win.

An 11-yard TD from Brees to WR Tim Dwight cut the KC lead to 31-28 with 4:07 left. QB Trent Green drove the Chiefs to the SD 25, but Holmes was stopped for no gain on third-and-three, forcing KC to settle for a 43-yard K Morten Andersen field goal to put the Chiefs lead at just 34-28 with 2:35 left. Brees then proceeded to guide the Chargers on the seven-play, 71-yard game-winning scoring march, giving San Diego a 35-34 lead. Green's final Hail Mary heave was intercepted at the two-yard line to end the contest.

GAME NOTES

- S Shaunard Harts and LB Scott Fujita both started their first NFL games.
- Chiefs QB Trent Green threw three TD passes, giving him a streak of 12 consecutive games with at least one TD pass. That mark tied Len Dawson for the third-longest streak in Chiefs history.
- Holmes recorded his 73rd run of 10+ yards in 22 games with the Chiefs, the highest total since the club began recording that stat in '90. Holmes (2,208 yards) moved into 13th place on KC's all-time rushing chart ahead of Tony Reed (2,184).
- Excluding ties, the Chiefs and Chargers had their 10th game decided by one point, the highest total in any series since '60.

- CHARGERS** — Dwight, 19-yard run (Christie kick) (5-66, 2:00).
- CHIEFS** — M. Andersen, 28-yard FG (11-60, 6:33).
- CHIEFS** — Holmes, 1-yard run (M. Andersen kick) (2-1, 0:10).
- CHIEFS** — Boerigter, 44-yard pass from Green (M. Andersen kick) (6-91, 3:13).
- CHARGERS** — Tomlinson, 1-yard run (Christie kick) (2-9, 0:45).
- CHIEFS** — Boerigter, 19-yard pass from Green (M. Andersen kick) (3-28, 1:29).
- CHARGERS** — Conway, 11-yard run (Christie kick) (8-59, 4:08).
- CHIEFS** — Gonzalez, 3-yard pass from Green (M. Andersen kick) (8-60, 5:10).
- CHARGERS** — Dwight, 11-yard pass from Brees (Christie kick) (9-65, 3:59).
- CHIEFS** — M. Andersen, 43-yard FG (7-38, 1:37).
- CHARGERS** — Caldwell, 2-yard pass from Brees (Christie kick) (7-71, 2:16).

Team Statistics	Chargers	Chiefs
First Downs	27	17
Total Net Yards	465	319
Rushes/Net Yards	28/153	29/88
Net Passing	312	231
Pass Attempts/Completions	41/28	29/17
Had Intercepted	2	2
Times Sacked/Yards	1/7	1/5
Punts/Average	3/26.3	5/42.5
Penalties/Yards	4/35	3/30
Fumbles/Lost	3/3	0/0
Possession Time	29:32	30:28

RUSHING

- CHIEFS** — Holmes 23-63, 1 TD; Green 4-25; Hall 1-0; Richardson 1-0.
- CHARGERS** — Tomlinson 20-78, 1 TD; Dwight 2-37, 1 TD; Brees 5-27; Conway 1-11, 1 TD.

RECEIVING

- CHIEFS** — Holmes 7-96; Boerigter 4-85, 2 TDs; Richardson 2-11; Gonzalez 2-11, 1 TD; Kennison 1-21; Hall 1-12.
- CHARGERS** — Tomlinson 9-78; Conway 8-129; Dwight 5-39, 1 TD; Caldwell 3-25, 1 TD; Norman 2-49; McCrary 1-(-1).

PASSING

- CHIEFS** — Green 17-29-236, 3 TDs, 2 INTs.
- CHARGERS** — Brees 28-41-319, 2 TDs, 2 INTs.

INTERCEPTIONS

- CHIEFS** — Belsler 1-45; Warfield 1-5.
- CHARGERS** — Lyle 1-26; Edwards 1-0.

SACKS

- CHIEFS** — Hicks 1.0.
- CHARGERS** — Harrison 1.0.

FIELD GOALS

- CHIEFS** — M. Andersen (28) (43).
- CHARGERS** — None.

GAME 7



Broncos 37, Chiefs 34 (OT)

October 20, 2002 • Arrowhead Stadium • 78,446



DENVER	3	3	14	14	3	—	37
KANSAS CITY	7	6	14	7	0	—	34

The book on the Chiefs-Broncos history is already jammed full of bizarre plays and incredible games, but like seemingly every game in 2002, this 37-34 OT thriller may need its own chapter. The Chiefs owned a 13-6 halftime lead and got three TDs from RB Priest Holmes, but Denver escaped Arrowhead Stadium with a win by cashing in a blocked punt for an overtime FG.

After the Chiefs muscled out a tight seven-point lead, things got wild in the second half. Denver got things started with an 82-yard TD pass from QB Brian Griese to TE Shannon Sharpe, who finished with 214 yards receiving, the most by a Bronco and the most ever accumulated by a single player against the Chiefs. After Chiefs FB Tony Richardson got a 14-yard TD run and Denver RB Clinton Portis scored on a two-yard plunge, the score stood deadlocked at 20-20 with 4:37 remaining in the third quarter.

Holmes (151 total yards) then got TD runs on the Chiefs next two possessions, giving KC a 34-20 lead, the second of which was set up by a blocked punt by LB Monty Beisel.

Denver quickly rattled off a four-play, 70-yard TD drive that took just 1:51 and was capped by Sharpe's 28-yard TD pass from Griese.

With 3:47 left in regulation K Morten Andersen — who had made 25 straight FGs — came up short on a 43-yard kick.

Denver got the ball back with just under 4:00 left on the clock and sent the game into overtime with an 11-play drive that ended with a FB Mike Anderson two-yard TD run.

Denver won the toss in OT, but was forced three-and-out. KC's offense could not get a first down and then LB Keith Burns blocked P Dan Stryzinski's punt, setting up the Broncos at the KC 32. Two plays and a 22-yard pass interference penalty later, K Jason Elam hit the game-winning 25-yard FG.

GAME NOTES

- G Will Shields started his 150th consecutive game for the Chiefs. K Morten Andersen played in his 241st straight game, passing Mick Tingelhoff (Minnesota) for the second-longest streak in NFL history.
- This game was the fourth OT game in the Chiefs-Broncos series and the second straight OT contest between the two clubs at Arrowhead.
- Before missing a 43-yard FG in the fourth quarter, K Morten Andersen had made 25 consecutive FGs dating back to 2001, which tied the longest make streak of his career established from 11/1/92 to 9/12/93 in New Orleans.
- WR Dante Hall recorded his 88th career kickoff return, moving him into second place in Chiefs history past CB Dave Grayson (84).

- CHIEFS** — Holmes, 1-yard run (M. Andersen kick) (9-66, 5:36).
- BRONCOS** — Elam, 32-yard FG (12-61, 6:35).
- CHIEFS** — M. Andersen, 41-yard FG (11-32, 3:52).
- CHIEFS** — M. Andersen, 32-yard FG (5-23, 1:31).
- BRONCOS** — Elam, 33-yard FG (11-52, 2:59).
- BRONCOS** — Sharpe, 82-yard pass from Griese (Elam kick) (2-87, 0:50).
- CHIEFS** — Richardson, 14-yard run (M. Andersen kick) (5-44, 3:10).
- BRONCOS** — Portis, 2-yard run (Elam kick) (9-63, 3:51).
- CHIEFS** — Holmes, 4-yard run (M. Andersen kick) (9-70, 4:00).
- CHIEFS** — Holmes, 1-yard run (M. Andersen kick) (2-5, 0:09).
- BRONCOS** — Sharpe, 28-yard pass from Griese (Elam kick) (4-70, 1:51).
- BRONCOS** — Anderson, 2-yard run (Elam kick) (11-67, 3:26).
- BRONCOS** — Elam, 25-yd FG (3-25, 0:42).

Team Statistics	Broncos	Chiefs
First Downs	22	24
Total Net Yards	507	305
Rushes/Net Yards	27/141	31/162
Net Passing	366	143
Pass Attempts/Completions	50/30	33/20
Had Intercepted	0	0
Times Sacked/Yards	1/10	4/29
Punts/Average	5/33.2	5/30.0
Penalties/Yards	8/75	5/50
Fumbles/Lost	2/1	0/0
Possession Time	31:19	31:38

RUSHING

- CHIEFS** — Holmes 24-113, 3 TDs; Richardson 3-21, 1 TD; Green 2-18; Morton 1-6; Blaylock 1-4.
- BRONCOS** — Portis 15-70, 1 TD; Anderson 9-34, 1 TD; Lelle 1-24; Griese 2-13.

RECEIVING

- CHIEFS** — Holmes 7-38; Gonzalez 5-58; Kennison 4-37; Morton 3-25; Hall 1-14.
- BRONCOS** — Sharpe 12-214, 2 TDs; Smith 7-92; Anderson 4-19; Lelle 3-33; Portis 3-14; McCaffrey 1-4.

PASSING

- CHIEFS** — Green 20-33-172, 0 TDs, 0 INTs.
- BRONCOS** — Griese 30-50-376, 2 TDs, 0 INTs.

INTERCEPTIONS

- CHIEFS** — None.
- BRONCOS** — None.

SACKS

- CHIEFS** — Hicks 1.0.
- BRONCOS** — Pryce 2.0; Berry 1.0; Wilson 1.0.

FIELD GOALS

- CHIEFS** — M. Andersen (41) (32) 43S.
- BRONCOS** — Elam (32) (32) (25).

GAME 8

Chiefs 20, Raiders 10

October 27, 2002 • Arrowhead Stadium • 78,685



OAKLAND	7	0	0	3	—	10
KANSAS CITY	3	3	7	7	—	20



With the overall Chiefs-Raiders rivalry deadlocked at 42-42-2 heading into this game at Arrowhead Stadium, it was only fitting that the 87th installment of this intense series came down to the wire. Instead of the expected offensive shootout, the Chiefs won a 20-10 defensive slug-fest by forcing two late turnovers and holding Oakland to just three second-half points.

With the Chiefs trailing 7-6 at halftime RB Priest Holmes helped KC regain the lead by accounting for 41 of the club's 77 yards on the drive, capping it off with a three-yard TD run. That gave Holmes his 13th rushing TD of the season, tying RB Abner Haynes' single-season franchise record. Holmes finished with 91 yards rushing and six catches for 93 yards including a season-long 49-yard reception.

After K Sebastian Janikowski cut the Chiefs lead to 13-10 with a 32-yard field goal early in the fourth quarter, the Red and Gold defense produced two big turnovers on the Raiders next two possessions. First, CB William Barteel deflected a QB Rich Gannon pass into the arms of LB Marvyn Patton. Then, on the next series LB Mike Maslowski jarred the ball loose from WR Jerry Rice. Maslowski — who was named AFC Defensive Player of the Week — then recovered the fumble at the Oakland 22-yard line with 4:39 remaining putting the Chiefs in position to clinch the game with a late TD. From four yards out QB Trent Green found a wide open FB Tony Richardson in the end zone giving Kansas City an insurance score and a 20-10 win.

On the day the Chiefs held the NFL's top-rated passer well below his average by limiting him to a 78.9 rating — 22 points below his average — but Gannon still etched his name in the NFL record books with his sixth straight 300-yard passing game. WR Tim Brown hauled in 13 catches for 144 yards for the Raiders, but was held scoreless all afternoon.

In addition to forcing a turnover for the 10th straight game, the Chiefs defense held Oakland to more than 22 points below their season average (32.7 ppg).

GAME NOTES

- LB Marvyn Patton and P Dan Stryzinski both played in their 200th consecutive NFL game.
- The Chiefs snapped a five-game losing streak vs. Oakland, getting their first win vs. the Raiders since a 37-34 victory at Oakland (11/28/99).
- DT Derrick Ransom blocked a 44-yard K Sebastian Janikowski FG attempt in the first quarter. It was the first FG blocked by the Chiefs since DT Tom Barndt blocked a FG attempt by Kris Brown vs. Pittsburgh (12/18/99).

- CHIEFS** — M. Andersen, 46-yard FG (12-9, 6:10).
- RAIDERS** — Jolley, 1-yard pass from Gannon (Janikowski kick) (11-73, 4:29).
- CHIEFS** — M. Andersen, 22-yard FG (11-85, 4:43).
- CHIEFS** — Holmes, 3-yard run (M. Andersen kick) (13-77, 8:05).
- RAIDERS** — Janikowski, 32-yard FG (12-60, 4:48).
- CHIEFS** — Richardson, 4-yard pass from Green (M. Andersen kick) (5-22, 2:44).

Team Statistics	Raiders	Chiefs
First Downs	26	22
Total Net Yards	417	323
Rushes/Net Yards	17/83	30/133
Net Passing	334	190
Pass Attempts/Completions	55/35	30/18
Had Intercepted	0	2
Times Sacked/Yards	0/0	3/18
Punts/Average	3/28.0	3/38.7
Penalties/Yards	6/27	4/33
Fumbles/Lost	2/1	1/0
Possession Time	28:27	31:33

RUSHING

- CHIEFS** — Holmes 23-91, 1 TD; Green 2-32; Morton 1-6; Richardson 3-2; Hall 1-2.
- RAIDERS** — Garner 10-47; Gannon 2-16; Rice 1-12; Brown 2-8; Crockett 1-1; Porter 1-(-1).

RECEIVING

- CHIEFS** — Holmes 6-93; Gonzalez 6-57; Kennison 3-32; Boerigter 1-17; Dunn 1-5; Richardson 1-4, 1 TD.
- RAIDERS** — Brown 13-144; Garner 10-72; Rice 5-45; Porter 4-63; Jolley 2-4, 1 TD; Williams 1-6.

PASSING

- CHIEFS** — Green 18-30-208, 1 TD, 2 INTs.
- RAIDERS** — Gannon 35-55-334, 1 TD, 1 INT.

INTERCEPTIONS

- CHIEFS** — Patton 1-25.
- RAIDERS** — Shaw 1-3; Romanowski 1-0.

SACKS

- CHIEFS** — None.
- RAIDERS** — Coleman 2.0; Bryant 1.0.

FIELD GOALS

- CHIEFS** — M. Andersen (46) (22).
- RAIDERS** — Janikowski 44B (32).

GAME 9

49ers 17, Chiefs 13

November 10, 2002 • 3Com Park • 67,881



KANSAS CITY	3	7	0	3	— 13
SAN FRANCISCO	3	14	0	0	— 17



Kansas City's defense pitched a second-half shutout and limited the 49ers to just 168 net passing yards, but could not overcome SF's huge edge in time of possession (38:34 to 21:26) as the Chiefs dropped a 17-13 decision. The 49ers ran 73 plays on the day and converted 61.1% on third down, while the Chiefs only got 46 offensive snaps in the game.

KC's defense held the 49ers to a 42-yard K Jose Cortez FG on their first drive of the day to make the count 3-0. The Chiefs then appeared to forge ahead, but an 11-yard RB Priest Holmes TD was nullified by a holding call, forcing KC to settle for a 33-yard K Morten Andersen FG to tie the score at 3-3.

RB Garrison Hearst capped SF's next lengthy scoring march with a five-yard run to give the 49ers a 10-3 edge. But KC quickly answered with a four-play, 50-yard TD drive set up by a 36-yard KOR by WR Dante Hall. This time there were no flags as Holmes darted in from 12 yards out for his Chiefs-record 14th rushing score of the year. That TD tied the score at 10-10 and extended his club-record streak to seven consecutive games with at least one rushing score.

SF again answered when RB Kevin Barlow raced in for a six-yard TD, making the count 17-10. A short KC punt then gave the 49ers another golden scoring opportunity, but CB Eric Warfield picked off QB Jeff Garcia on the final play of the first half. Neither club could score in the third quarter as the Chiefs dodged another bullet when Cortez had a 46-yard FG attempt hit the left upright.

Perhaps the game's most pivotal play occurred in the third quarter when a 44-yard run by Holmes which went to the SF three-yard line was negated by a holding call, forcing the Chiefs to take a 43-yard FG. KC had one final shot, getting the ball back with 2:00 left in regulation. Three straight passes to WR Eddie Kennison got KC into SF territory. Kennison finished the game with a game-high eight catches for 134 yards. Forcing fourth-and-11 at the SF 37, the 49ers defense held, enabling San Francisco to hold onto a 17-13 win.

GAME NOTES

- RB Priest Holmes recorded his 14th rushing TD of the season, breaking the previous mark of 13 set by Abner Haynes in '62.
- With his 51 yards rushing at San Francisco Holmes reached 2,463 rushing yards in his KC career, moving him ahead of Greg Hill (2,436) for ninth in team history.
- WR Eddie Kennison had 134 receiving yards at SF. Those 134 yards were the third-highest single-game total in his career and the most by a Chiefs WR since Derrick Alexander had 146 yards on seven catches vs. Buffalo (11/19/00).

- 49ERS** — Cortez, 42-yard FG (15-56, 7:54).
CHIEFS — M. Andersen, 33-yard FG (10-48, 4:53).
49ERS — Hearst, 5-yard run (Cortez kick) (11-71, 6:00).
CHIEFS — Holmes, 12-yard run (M. Andersen kick) (4-50, 2:07).
49ERS — Barlow, 6-yard run (Cortez kick) (11-58, 6:26).
CHIEFS — M. Andersen, 43-yard FG (10-38, 5:09).

Team Statistics	49ers	Chiefs
First Downs	22	14
Total Net Yards	323	256
Rushes/Net Yards	35/155	16/80
Net Passing	168	176
Pass Attempts/Completions	35/25	27/15
Had Intercepted	1	0
Times Sacked/Yards	3/7	3/17
Punts/Average	3/33.7	4/36.5
Penalties/Yards	3/15	4/37
Fumbles/Lost	0/0	0/0
Possession Time	38:34	21:26

RUSHING

- CHIEFS** — Holmes 11-51, 1 TD; Morton 1-13; Kennison 1-8; Green 1-7; Richardson 1-2; Hall 1-(-1).
49ERS — Hearst 15-69, 1 TD; Barlow 9-37, 1 TD; Owens 2-23; Beasley 5-21; Garcia 4-5.

RECEIVING

- CHIEFS** — Kennison 8-134; Boerigter 2-42; Holmes 2-5; Gonzalez 1-6; Cloud 1-4; Richardson 1-2.
49ERS — Owens 7-51; Streets 4-41; Hearst 3-21; Swift 3-18; Beasley 3-16; Stokes 2-11; Wilson 2-8; Barlow 1-9.

PASSING

- CHIEFS** — Green 15-27-193, 0 TDs; 0 INTs.
49ERS — Garcia 25-35-175, 0 TDs, 1 INT.

INTERCEPTIONS

- CHIEFS** — Warfield 1-1.
49ERS — None.

SACKS

- CHIEFS** — Crockett 1.0; Clemons 1.0; Freeman 1.0.
49ERS — Carter 1.0; Stubblefield 1.0; Okeator 1.0.

FIELD GOALS

- CHIEFS** — M. Andersen (33) (43).
49ERS — Cortez (42) 46WL.

GAME 10

Chiefs 17, Bills 16

November 17, 2002 • Arrowhead Stadium • 77,951



BUFFALO 0	13	3	0	— 16
KANSAS CITY 7	3	0	7	— 17

With their backs against the wall at 4-5, the Chiefs fought their way back into the playoff race with an inspired fourth-quarter effort. QB Trent Green's late touchdown scramble and CB Eric Warfield's game-clinching INT were just enough for the suddenly-gritty Chiefs to pull out an emotional 17-16 win over the Buffalo Bills.

For the first three quarters, the Chiefs had been outgained by over 100 yards and had watched the Bills almost double them up in the time of possession category, 29:15 to 15:45. However, the fourth quarter was a different story on both sides of the ball.

Facing a 16-10 deficit and a third-and-goal from the Bills nine-yard line with under five minutes remaining, Green scrambled toward the goal line, diving head-first into a wall of Buffalo defenders for a nine-yard touchdown and a 17-16 lead.

With the Chiefs nursing that one-point lead and four-and-a-half minutes to go, Bills QB Drew Bledsoe tried to hit WR Peerless Price deep downfield, but Warfield leaped over the receiver for the interception.

After the INT, Holmes took over, rushing for 49 of his 104 yards as the Chiefs ran out the clock. On that drive, Holmes became the quickest player in Chiefs history to go over the 1,000-yard rushing plateau in a season.

KC got the scoring started with a Holmes four-yard TD run in the first quarter. Green set up the TD with a 44-yard pass to WR Eddie Kennison and a 15-yard completion to TE Tony Gonzalez down to the Bills four-yard line.

Buffalo's high-octane offense was held to just one TD, a seven-yard connection from Bledsoe to WR Eric Moulds that gave them a 13-10 advantage just before halftime.

The Chiefs first two possessions of the second half resulted in a punt and a missed 45-yard FG, but KC's defense didn't allow Buffalo much better. The Bills kicked a 27-yard FG and were then held three-and-out, setting the stage for KC's nine-play, 78-yard game-winning drive. Green then plowed into the end zone to give the Chiefs the only points they would need in the second half for the 17-16 victory.

GAME NOTES

- QB Trent Green recorded his third fourth-quarter comeback win of the season (Cleveland and N.Y. Jets).
- RB Priest Holmes became the first player in Chiefs history to record back-to-back 1,000-yard seasons. Holmes also reached the 1,000-yard plateau in the 10th game of the season, making him the fastest player in Chiefs history to ever accomplish that feat. Christian Okoye held the previous mark, getting to 1,000 yards in 11 games in '89. Holmes (2,567 yards) moved into eighth place in Chiefs history ahead of Wendell Hayes (2,560).

CHIEFS	— Holmes, 4-yard run (M. Andersen kick) (6-64, 2:51).
BILLS	— Hollis, 23-yard FG (15-75, 6:28).
BILLS	— Hollis, 33-yard FG (6-36, 2:52).
CHIEFS	— M. Andersen, 38-yard FG (6-49, 2:02).
BILLS	— Moulds, 7-yard pass from Bledsoe (Hollis kick) (15-85, 6:08).
BILLS	— Hollis, 27-yard FG (15-71, 8:14).
CHIEFS	— Green, 9-yard run (M. Andersen kick) (9-78, 5:23).

Team Statistics	Bills	Chiefs
First Downs	21	22
Total Net Yards	344	320
Rushes/Net Yards	26/133	37/128
Net Passing	211	192
Pass Attempts/Completions	36/24	20/12
Had Intercepted	1	0
Times Sacked/Yards	2/14	1/5
Punts/Average	3/42.0	2/35.0
Penalties/Yards	13/139	5/39
Fumbles/Lost	0/0	0/0
Possession Time	31:41	28:19

RUSHING

CHIEFS	— Holmes 31-104, 1 TD; Green 4-19, 1 TD; Morton 1-4; Kennison 1-1.
---------------	--

BILLS	— Henry 24-126; Bledsoe 2-7.
--------------	------------------------------

RECEIVING

CHIEFS	— Kennison 3-93; Morton 3-52; Holmes 3-23; Gonzalez 2-17; Boerigter 1-12.
---------------	---

BILLS	— Reed 4-44; Price 4-40; Henry 4-38; Moulds 4-36, 1 TD; Moore 3-24; Centers 3-19; Riemersma 1-16; Crosby 1-8.
--------------	---

PASSING

CHIEFS	— Green 12-20-197, 0 TDs, 0 INTs.
BILLS	— Bledsoe 24-36-225, 1 TD, 1 INT.

INTERCEPTIONS

CHIEFS	— Warfield 1-19.
BILLS	— None.

SACKS

CHIEFS	— Browning 1.0; Freeman 1.0.
BILLS	— Ahanotu 1.0.

FIELD GOALS

CHIEFS	— M. Andersen (38) 45WL.
BILLS	— Hollis (23) (33) (27).



NFL LEADERS YARDS PER PLAY, 2002



Team	Yards/Play	Yards	Plays
1. Kansas City	6.22	6,000	965
2. Oakland	5.83	6,237	1,069
3. Denver	5.76	6,090	1,057
4. Minnesota	5.73	6,192	1,080
5. Seattle	5.54	5,818	1,050

GAME 11

Seahawks 39, Chiefs 32

November 24, 2002 • Seahawks Stadium • 56,250



KANSAS CITY	10	7	0	15	—	32
SEATTLE	0	21	7	11	—	39



Despite a record day from RB Priest Holmes and an early 10-point lead, the Chiefs couldn't slow down QB Matt Hasselbeck and the Seattle offense. Hasselbeck put up a career-high 362 passing yards en route to a 39-32 win at Seahawks Stadium.

After the Chiefs jumped out to a 17-7 lead in the contest thanks to two Holmes TDs, Seattle rattled off 21 straight points to take a 28-21 lead and never looked back.

The final minute of the first half proved to be the pivotal sequence of the game. Leading 17-14, the Chiefs were faced with first-and-goal at the one-yard line. But instead of potentially taking a 10-point lead into intermission, the Chiefs found themselves down 21-17 at the half. LB Orlando Huff intercepted a pass intended for TE Jason Dunn in the end zone. The Seahawks then proceeded to march 80 yards, getting a six-yard TD on a TE Jerramy Stevens catch with 0:06 left in the second quarter to take a lead they would not relinquish.

In a game that featured a team-record 1,086 combined yards by both squads, Holmes enjoyed one of the finest individual performances in Chiefs history in the losing cause. His 307 yards of total offense (197 rushing, 110 receiving) were the fourth-highest mark in NFL history and just two yards off WR Stephone Paige's team record, while his rushing tally was three yards off RB Barry Word's team record of 200.

Early in the fourth quarter Holmes capped a 92-yard drive with a four-yard TD run and QB Trent Green (343 yards and two TDs) added a two-point conversion. That score pulled the Chiefs to within 28-25 in the third quarter, but it would be as close as they would get. A 37-yard Seattle FG and a 46-yard TD run by RB Shaun Alexander would make the count 39-25 before a 15-yard TD catch by KC WR Marc Boerigter made the final score 39-32.

GAME NOTES

- KC's 552 total yards at Seattle were the third-highest total in team history and the most since getting 566 yards vs. Detroit (10/14/90). KC's 32 first downs tied the team record established at Houston (10/24/65).
- RB Priest Holmes had three TDs at Seattle, his fourth multi-TD game of the season. His 20 total TDs (17 rush, 3 rec.), surpassed Abner Haynes' previous single-season record of 19 TDs in '62.
- Holmes had a career-high 307 yards from scrimmage (197 rushing, 110 receiving).
- Holmes recorded 197 rushing yards, the second-best single-game effort in club history and the second-best output of his career.
- Holmes' 110 receiving yards were a career high.

- CHIEFS** — Holmes, 15-yard run (M. Andersen kick) (8-70, 4:09).
- CHIEFS** — M. Andersen, 31-yard FG (10-60, 5:44).
- SEAHAWKS** — Alexander, 3-yard run (Lindell kick) (3-92, 1:49).
- CHIEFS** — Holmes, 64-yard pass from Green (M. Andersen kick) (1-64, 0:24).
- SEAHAWKS** — Strong, 2-yard pass from Hasselbeck (Lindell kick) (8-79, 4:32).
- SEAHAWKS** — Stevens, 6-yard pass from Hasselbeck (Lindell kick) (8-80, 0:53).
- SEAHAWKS** — Robinson, 17-yard pass from Hasselbeck (Lindell kick) (6-74, 3:13).
- CHIEFS** — Holmes, 4-yard run (Green run) (8-92, 4:04).
- SEAHAWKS** — Lindell, 37-yard FG (9-56, 4:15).
- SEAHAWKS** — Alexander, 46-yard run (Hasselbeck run) (11-94, 3:58).
- CHIEFS** — Boerigter, 15-yard pass from Green (M. Andersen kick) (6-70, 1:21).

Team Statistics	Seahawks	Chiefs
First Downs	32	32
Total Net Yards	534	552
Rushes/Net Yards	30/180	26/217
Net Passing	354	335
Pass Attempts/Completions	36/25	34/26
Had Intercepted	0	1
Times Sacked/Yards	1/8	2/8
Punts/Average	2/35.0	3/27.0
Penalties/Yards	5/52	4/70
Fumbles/Lost	0/0	0/0
Possession Time	29:52	30:08

RUSHING

- CHIEFS** — Holmes 23-197, 2 TDs; Morton 1-12; Green 1-7; Cloud 1-1.
- SEAHAWKS** — Alexander 23-145, 2 TDs; Hasselbeck 3-23; Robinson 1-6; Strong 2-5; Evans 1-1.

RECEIVING

- CHIEFS** — Holmes 7-110, 1 TD; Morton 6-92; Kennison 4-54; Gonzalez 4-51; Richardson 3-11; Boerigter 1-15, 1 TD; Hall 1-10.
- SEAHAWKS** — Robinson 8-168, 1 TD; Jackson 6-92; Mili 4-53; Ingram 3-28; Stevens 2-13, 1 TD; Alexander 1-6; Strong 1-2, 1 TD.

PASSING

- CHIEFS** — Green 26-34-343, 2 TDs, 1 INT.
- SEAHAWKS** — Hasselbeck 25-36-362, 3 TDs, 0 INTs.

INTERCEPTIONS

- CHIEFS** — None.
- SEAHAWKS** — Huff 1-0.

SACKS

- CHIEFS** — Harts 1.0.
- SEAHAWKS** — King 1.0; Randle 1.0.

FIELD GOALS

- CHIEFS** — M. Andersen (31).
- SEAHAWKS** — Lindell 50WR (37).

GAME 12

Chiefs 49, Cardinals 0

December 1, 2002 • Arrowhead Stadium • 77,809



ARIZONA	0	0	0	0	—	0
KANSAS CITY	14	21	7	7	—	49

At times during the season the Chiefs showed flashes of brilliance in all phases of the game. Their defense forced five turnovers against Miami, the special teams blocked punts in back-to-back games and the offense led the NFL in scoring. At home against Arizona though, everything came together in dominating fashion as the Chiefs posted their second-largest victory in franchise history with a 49-0 shellacking of the Cardinals.

Thanks to 477 yards of offense and the club's first shutout since October 31, 1999 vs. San Diego, Kansas City jumped out to a 35-0 halftime lead and coasted to their largest shutout victory ever. The only bigger margin of victory in Chiefs history was a 59-7 win at Denver (9/7/63).

RB Priest Holmes continued his MVP-caliber season with 113 yards rushing with two TDs. He also added three catches for 56 yards from QB Trent Green, who completed 14 of 20 passes for 209 yards with TD passes to TE Tony Gonzalez and WR Marc Boerigter.

After Holmes staked the Chiefs to a 7-0 lead, WR Dante Hall broke his first career return TD when he raced 90 yards untouched for the longest punt return in Chiefs history.

Defensively, the Chiefs put together their greatest effort of the season, recording five sacks — including two by rookie DT Eddie Freeman — as well as four INTs. KC held Arizona to just 122 total yards and a mere 26 on the ground. The Cardinals mustered only 22 yards of offense in the second half of a game that turned out to be their worst loss in club history.

After Hall's punt return TD, FB Tony Richardson rammed in a three-yard TD run upping the count to 21-0. Holmes then dashed around the right end from two yards out for his 19th rushing TD of the season.

In a relief role, QB Todd Collins threw his first TD pass as a Chief when he found WR Marc Boerigter for a 29-yard score.

GAME NOTES

- Kansas City's 49-0 shutout of Arizona was the 18th shutout in franchise history and the club's first since a 34-0 win vs. San Diego (10/31/99). KC's 49 points were the most ever in a shutout win, breaking the previous mark set in a 48-0 win vs. the N.Y. Jets (12/22/63). KC led 35-0 at halftime vs. Arizona, the most points scored in the first half by the Chiefs since leading 38-3 at halftime in a 48-3 win at Miami (9/28/68).
- WR Dante Hall returned a punt 90 yards for a TD in the first quarter. It was the longest punt return in Chiefs history. The previous long was an 88-yard TD return by J.T. Smith vs. Oakland (9/23/79).
- TE Tony Gonzalez moved into fourth place on the Chiefs all-time receiving chart, bypassing WR Stephone Paige (377).
- K Morten Andersen topped the 100-point mark for an NFL-record 14th season.

- CHIEFS** — Holmes, 5-yard run (M. Andersen kick) (8-77, 3:49).
- CHIEFS** — Hall, 90-yard punt return (M. Andersen kick).
- CHIEFS** — Richardson, 3-yard run (M. Andersen kick) (6-75, 3:29).
- CHIEFS** — Holmes, 2-yard run (M. Andersen kick) (4-61, 1:53).
- CHIEFS** — Gonzalez, 23-yard pass from Green (M. Andersen kick) (5-59, 0:31).
- CHIEFS** — Boerigter, 1-yard pass from Green (M. Andersen kick) (5-40, 2:48).
- CHIEFS** — Boerigter, 29-yard pass from Collins (M. Andersen kick) (9-69, 4:53).

Team Statistics	Cardinals	Chiefs
First Downs	10	27
Total Net Yards	122	477
Rushes/Net Yards	15/26	38/216
Net Passing	96	261
Pass Attempts/Completions	43/18	25/18
Had Intercepted	4	1
Times Sacked/Yards	5/37	1/5
Punts/Average	8/46.6	4/39.3
Penalties/Yards	6/50	4/51
Fumbles/Lost	1/0	1/1
Possession Time	26:25	33:35

RUSHING

- CHIEFS** — Holmes 16-113, 2 TDs; Kennison 1-31; Blaylock 7-23; Cloud 9-20; Morton 1-15; Richardson 2-8, 1 TD; Collins 1-7; Quinn 1-(-1).
- CARDINALS** — Shipp 14-26; Player 1-0.

RECEIVING

- CHIEFS** — Gonzalez 4-74, 1 TD; Kennison 4-54; Holmes 3-56; Boerigter 2-30, 2 TDs; Hall 2-23; Morton 2-18; Cloud 1-11.
- CARDINALS** — Shipp 7-37; F. Jones 5-29; Poole 3-35; McAddley 2-32; Bush 1-0.

PASSING

- CHIEFS** — Green 14-20-209, 2 TDs, 0 INTs; Collins 4-5-57, 1 TD, 0 INTs.
- CARDINALS** — Plummer 14-31-88, 0 TDs, 3 INTs; McCown 4-12-45, 0 TDs, 1 INT.

INTERCEPTIONS

- CHIEFS** — Crockett 2-0; Wesley 1-50; Maslowski 1-1.
- CARDINALS** — None.

SACKS

- CHIEFS** — Freeman 2.0; Hicks 1.5; Browning 1.0; Downing 0.5.
- CARDINALS** — Bell 1.0.

FIELD GOALS

- CHIEFS** — M. Andersen 46S.
- CARDINALS** — None.

GAME 13

Chiefs 49, Rams 10

December 8, 2002 • Arrowhead Stadium • 78,601



ST. LOUIS	10	0	0	0	—	10
KANSAS CITY	14	21	0	14	—	49



The Chiefs rolled up 49 points for the second week in a row as KC claimed the Governor's Cup with a convincing 49-10 victory over the in-state rival St. Louis Rams. KC's defense and special teams accounted for 21 points. WR Dante Hall became the first player in team history and the 21st in NFL history to record two kick return scores in a single contest, getting TDs on both a PR and KOR.

After St. Louis got off to a 3-0 lead, Hall took the ensuing kickoff back for an 88-yard TD. Then on the Rams next possession, KC's defense got into the scoring column as DE Duane Clemons recorded a 42-yard fumble return for a TD. On the play DE Eric Hicks recorded the first of the Chiefs 6.0 sacks when he stripped Rams QB Jamie Martin and helped put the Chiefs ahead 14-3.

An eight-yard TD catch by WR Isaac Bruce brought the Rams within 14-10, but it would be as close as they would get. Hall would return a punt 86 yards for a TD, while RB Priest Holmes would rush for two scores to make the count 35-10 at halftime. Holmes finished with 132 rushing yards, his fourth-straight 100-yard game.

Kansas City's defense took it from there, pitching a second-half shutout for the second straight week. DT John Browning led the way with a pair of sacks and both LB Marcus Patton and SS Greg Wesley recorded interceptions. St. Louis' third-rated passing offense was held to just 218 yards and 2000 NFL MVP RB Marshall Faulk was limited to just 13 rushing yards and 35 yards through the air.

WR Marc Boerigter and RB Michael Cloud added fourth-quarter TDs as the Chiefs posted a 49-10 win.

GAME NOTES

- WR Dante Hall's 44.67-yard kickoff return average vs. St. Louis was a Chiefs single-game record, breaking Paul Palmer's previous mark of 44.33 yards vs. Seattle (12/27/87).
- With two TD runs vs. St. Louis, RB Priest Holmes extended his team record for consecutive games with a rushing score to 11 games, Holmes tied Lenny Moore (Baltimore - '63-64) and Emmitt Smith (Dallas - '94-95 and '95) for the third-longest streak of consecutive games with a rushing TD in NFL history.
- Holmes recorded his 15th 100-yard rushing game with the Chiefs, breaking Christian Okoye's franchise record. It was his fourth consecutive 100-yard game, also a club record.
- With 12 points vs. St. Louis, RB Priest Holmes registered his 144th point of the season, moving him ahead of Nick Lowery (139) for the Chiefs single-season scoring record.
- DE Duane Clemons registered his first NFL TD on a 42-yard return of a QB Jamie Martin fumble. It marked the 14th straight season dating back to '89 that the Chiefs had scored a defensive TD.

- | | |
|---------------|---|
| RAMS | — J. Wilkins, 36-yard FG (5-13, 1:47). |
| CHIEFS | — Hall, 88-yard kickoff return (M. Andersen kick). |
| CHIEFS | — Clemons, 42-yard fumble return (M. Andersen kick). |
| RAMS | — Bruce, 8-yard pass from Martin (J. Wilkins kick) (4-51, 2:05). |
| CHIEFS | — Holmes, 2-yard run (M. Andersen kick) (8-66, 4:56). |
| CHIEFS | — Hall, 86-yard punt return (M. Andersen kick). |
| CHIEFS | — Holmes, 1-yard run (M. Andersen kick) (7-57, 3:25). |
| CHIEFS | — Boerigter, 6-yard pass from Green (M. Andersen kick) (12-89, 7:48). |
| CHIEFS | — Cloud, 1-yard run (M. Andersen kick) (7-56, 3:56). |

Team Statistics	Rams	Chiefs
First Downs	18	21
Total Net Yards	202	293
Rushes/Net Yards	18/32	37/180
Net Passing	170	113
Pass Attempts/Completions	35/24	16/11
Had Intercepted	2	0
Times Sacked/Yards	6/48	1/3
Punts/Average	5/36.4	4/35.3
Penalties/Yards	5/40	2/15
Fumbles/Lost	1/1	1/0
Possession Time	28:54	31:06

RUSHING

- | | |
|---------------|--|
| CHIEFS | — Holmes 24-132, 2 TDs; Richardson 4-27; Cloud 4-15, 1 TD; Blaylock 3-9; Green 1-0; Morton 1-(-3). |
| RAMS | — Gordon 5-14; Faulk 10-13; T. Wilkins 1-4; Martin 1-2; Proehl 1-(-1). |

RECEIVING

- | | |
|---------------|--|
| CHIEFS | — Gonzalez 5-38; Holmes 2-16; Kennison 1-29; Morton 1-20; Richardson 1-7; Boerigter 1-6, 1 TD. |
| RAMS | — Bruce 5-47, 1 TD; Holt 4-45; Faulk 4-35; Proehl 4-33; Conwell 3-17; Manumaleuna 2-25; Gordon 1-11; T. Wilkins 1-5. |

PASSING

- | | |
|---------------|---|
| CHIEFS | — Green 10-15-100, 1 TD, 0 INTs; Collins 1-1-16, 0 TDs, 0 INTs. |
| RAMS | — Martin 24-35-218, 1 TD, 2 INTs. |

INTERCEPTIONS

- | | |
|---------------|----------------------------|
| CHIEFS | — Wesley 1-49; Patton 1-4. |
| RAMS | — None. |

SACKS

- | | |
|---------------|--|
| CHIEFS | — Browning 2.0; Hicks 1.0; Patton 1.0; Wesley 1.0; Fujita 1.0. |
| RAMS | — Little 1.0. |

FIELD GOALS

- | | |
|---------------|------------------------|
| CHIEFS | — None. |
| RAMS | — J. Wilkins (36) 42S. |

GAME 14

Broncos 31, Chiefs 24

December 15, 2002 • INVESCO Field • 75,947



KANSAS CITY 0	0	14	10	— 24
DENVER 14	0	14	3	— 31



Faced with an AFC West rival and a chance to pull within one game of the division lead, the Chiefs didn't have enough horsepower to finish a comeback against the Broncos. After trailing 31-14 during the fourth quarter, the Chiefs made things interesting before falling 31-24 at INVESCO Field in Denver.

Broncos rookie RB Clinton Portis proved to be the club's biggest nemesis. Portis accounted for 205 total yards (130 rushing/75 rec.), becoming the only player to ever score four TDs in a single game vs. the Chiefs. Portis broke off scoring runs of 51 and three yards in the first quarter to give the Broncos a 14-0 lead. KC dodged a bullet though by forcing a Portis fumble on the one-yard line with 0:48 left in the half.

With the Chiefs trailing 14-0 at intermission, WR Dante Hall gave his club a huge dose of momentum with a career-long 75-yard TD catch-and-run to cut the lead in half. However, Portis answered with a one-yard TD run and a 66-yard scoring catch on Denver's next two possessions to put the Broncos ahead by a 28-7 margin.

KC began the comeback bid when RB Priest Holmes broke off a 56-yard run to set up a TD. However, he would leave the game with a right hip sprain that would ultimately sideline him for the rest of the season. Holmes finished with 161 ground yards, marking his fifth straight 100-yard outing, his franchise-record ninth such game of the season.

With Denver leading 31-14, Hall struck again, cutting the Broncos lead to 10. Hall turned a mid-range pass from QB Trent Green into a dazzling 49-yard TD. The collegiate RB spun around two Broncos defenders and juked another before burning a trail to paydirt.

KC tacked on a FG with 2:27 left to make it 31-24 and got the ball back after the defense forced the Broncos three-and-out. Green, who finished with 310 yards passing and a pair of TDs, took over with 1:50 remaining and moved the Chiefs offense down as far as the Denver 15-yard line. However, a leg whip penalty moved the Chiefs back 15 yards and forced them to rely on a jump ball into end zone. Green's final pass from the Denver 30 fell incomplete as Denver held on for the 31-24 victory.

GAME NOTES

- WR Dante Hall registered his first career 100-yard receiving day and established career highs with five catches, 143 receiving yards and two TDs, including a career-long 75-yard TD reception.
- RB Priest Holmes broke his own Chiefs single-season rushing record. He finished with 1,615 rushing yards, breaking the mark of 1,555 yards he established in 2001. Holmes moved ahead of Curtis McCClinton (3,124) for sixth in Chiefs history with 3,170 career rushing yards.
- Holmes put up a team-record 2,287 yards from scrimmage in 2002, surpassing his team record of 2,169. That 2002 yardage total ranks as the fourth-highest seasonal mark in NFL history.

BRONCOS	— Portis, 51-yard run (Elam kick) (6-79, 2:59).
BRONCOS	— Portis, 3-yard run (Elam kick) (6-67, 2:55).
CHIEFS	— Hall, 75-yard pass from Green (M. Andersen kick) (2-75, 0:24).
BRONCOS	— Portis, 1-yard run (Elam kick) (10-68, 4:56).
BRONCOS	— Portis, 66-yard pass from Griese (Elam kick) (1-66, 0:15).
CHIEFS	— Cloud, 4-yard run (M. Andersen kick) (5-69, 2:10).
BRONCOS	— Elam, 30-yard FG (9-54, 4:53).
CHIEFS	— Hall, 49-yard pass from Green (M. Andersen kick) (7-80, 1:52).
CHIEFS	— M. Andersen, 21-yard FG (9-38, 4:31).

Team Statistics	Broncos	Chiefs
First Downs	24	22
Total Net Yards	482	494
Rushes/Net Yards	35/197	26/185
Net Passing	285	309
Pass Attempts/Completions	26/18	42/18
Had Intercepted	1	0
Times Sacked/Yards	2/12	1/1
Punts/Average	3/41.3	5/42.8
Penalties/Yards	3/25	10/93
Fumbles/Lost	2/2	1/0
Possession Time	30:30	29:30

RUSHING

CHIEFS	— Holmes 18-161; Cloud 5-15, 1 TD; Green 2-9; Richardson 1-0.
BRONCOS	— Portis 21-130, 3 TDs; Anderson 12-59; Griese 2-8.

RECEIVING

CHIEFS	— Hall 5-143, 2 TDs; Kennison 4-69; Gonzalez 4-58; Holmes 2-22; Richardson 2-14; Minnis 1-4.
BRONCOS	— Sharpe 5-31; R. Smith 3-83; Portis 3-75, 1 TD; Lelie 2-68; Anderson 2-19; McCaffrey 2-11; Carswell 1-10.

PASSING

CHIEFS	— Green 18-42-310, 2 TDs, 0 INTs.
BRONCOS	— Griese 18-28-297, 1 TD, 1 INT.

INTERCEPTIONS

CHIEFS	— Maslowski 1-2.
BRONCOS	— None.

SACKS

CHIEFS	— Hicks 1.0; Maslowski 1.0.
BRONCOS	— Gold 1.0.

FIELD GOALS

CHIEFS	— M. Andersen 43WR (21).
BRONCOS	— Elam (30).

GAME 15

Chiefs 24, Chargers 22

December 22, 2002 • Arrowhead Stadium • 77,899



SAN DIEGO	3	3	9	7	—	22
KANSAS CITY	7	7	7	3	—	24



Playing without a host of key players — including the backfield tandem of Pro Bowl RB Priest Holmes and FB Tony Richardson, as well as WR Johnnie Morton and K Morten Andersen — the Chiefs turned to the least likely of heroes to stay alive in the playoff hunt.

After rejoining the team just eight days earlier, veteran K Michael Husted stepped up to attempt his first field goal since October 8th, 2000 when he was a member of the Redskins. With the Chiefs trailing 22-21 with 1:08 left in the game, Husted drew a few deep breaths and 77,899 Arrowhead on-lookers held their as the 38-yard field goal sailed straight through the uprights, catapulting the Chiefs to a 24-22 win over San Diego.

WR Marc Boerigter began his career day with an eight-yard TD catch from QB Trent Green in the first quarter to put KC up 7-0. SD would get a pair of FGs in the first half, while Chiefs FB Omar Easy would pick up his first career reception on a six-yard TD pass from Green to give KC a 14-6 halftime lead.

Boerigter and Green hooked up again later for the play of the game as Boerigter hauled in a 99-yard TD pass, tying as the longest pass play in NFL history. The first-year pro finished the day with a career-high 144 yards, while Green had 337 yards passing and a 110.5 rating.

However, San Diego QB Drew Brees would begin to mount a comeback, rallying his squad for 16 unanswered points to give the Chargers a 22-21 advantage. Green would then begin KC's game-winning drive positioned on his own three-yard line with 5:23 left. Twelve plays and 77 yards later Husted was lining up the game-winning kick.

Kansas City wasn't out of the woods after the field goal, as they left over a minute on the clock for Brees and company. The first-year starter who beat the Chiefs in October on a last-minute TD, didn't have the comeback magic on this day. After Brees completed a pass to rookie WR Reche Caldwell, Chiefs S Shaunard Harts ripped the ball loose and LB Gary Stills pounced on it, sealing the 24-22 KC win.

GAME NOTES

- The game marked the 100th consecutive sellout (regular and postseason) at Arrowhead Stadium dating back to the '91 regular season opener vs. Atlanta (9/1/91).
- QB Trent Green established a career-high with his 26th TD pass of 2002, a total which tied as the third-highest single-season total in Chiefs history. Green recorded his seventh 300-yard passing effort as a Chief which tied Elvis Grbac for the third-highest total in Chiefs annals.
- WR Marc Boerigter recorded his first 100-yard receiving game and his 99-yard TD reception tied as the longest pass play in NFL history.
- TE Tony Gonzalez (393) moved into third place on the Chiefs career receiving chart, moving past Chris Burford (391).

- CHIEFS** — Boerigter, 8-yard pass from Green (Husted kick) (10-66, 5:19).
- CHARGERS** — Christie, 30-yard FG (8-60, 3:10).
- CHIEFS** — Easy, 6-yard pass from Green (Husted kick) (13-88, 6:45).
- CHARGERS** — Christie, 49-yard FG (7-35, 1:01).
- CHIEFS** — Boerigter, 99-yard pass from Green (Husted kick) (1-98, 0:13).
- CHARGERS** — Dwight, 9-yard pass from Brees (Pass failed) (7-71, 3:21).
- CHARGERS** — Christie, 24-yard FG (8-64, 2:59).
- CHARGERS** — McCrary, 3-yard pass from Brees (Christie kick) (9-79, 4:30).
- CHIEFS** — Husted, 38-yard FG (13-77, 4:15).

Team Statistics	Chargers	Chiefs
First Downs	20	19
Total Net Yards	383	376
Rushes/Net Yards	26/148	24/53
Net Passing	235	323
Pass Attempts/Completions	40/26	36/23
Had Intercepted	0	1
Times Sacked/Yards	1/7	3/14
Punts/Average	6/46.7	7/35.9
Penalties/Yards	9/50	1/1
Fumbles/Lost	1/1	0/0
Possession Time	29:41	30:19

RUSHING

- CHIEFS** — Cloud 16-19; Blaylock 2-19; Green 4-13; Kennison 2-2.
- CHARGERS** — Tomlinson 24-131; Brees 2-17.

RECEIVING

- CHIEFS** — Gonzalez 6-65; Boerigter 5-144, 2 TDs; Kennison 5-70; Cloud 3-28; Easy 3-23, 1 TD; Hall 1-7.
- CHARGERS** — Tomlinson 9-26; Dwight 6-63, 1 TD; Caldwell 4-53; Parker 3-48; Alexander 2-45; Chatman 1-4; McCrary 1-3, 1 TD.

PASSING

- CHIEFS** — Green 23-36-337, 3 TDs, 1 INT.
- CHARGERS** — Brees 26-40-242, 2 TDs, 0 INTs.

INTERCEPTIONS

- CHIEFS** — None.
- CHARGERS** — Lyle 1-0.

SACKS

- CHIEFS** — Truluck 0.5; Hicks 0.5.
- CHARGERS** — Wiley 1.0; Johnson 1.0; Scott 1.0.

FIELD GOALS

- CHIEFS** — Husted (38).
- CHARGERS** — Christie (30) (49) (24).

GAME 16

Raiders 24, Chiefs 0

December 28, 2002 • Network Associates Coliseum • 62,078



KANSAS CITY	0	0	0	0	—	0
OAKLAND	0	14	3	7	—	24

Playing on a flooded Network Associates Field that more closely resembled San Francisco Bay than an NFL playing surface, the Raiders slipped and slid their way to a 24-0 win over the Chiefs in the 2002 regular season finale.

The torrential rain started about an hour and a half before the game and never let up. The muddy track slowed the NFL's top two rated offenses early, but Oakland was the first to get their ground game going. The Raiders rode their three-headed rushing attack of RBs Charlie Garner, Tyrone Wheatley and Zack Crockett all afternoon as they combined to carry the ball 60 times and out-rushed the Chiefs 280 yards to 44.

Oakland's continual pounding of the football finally became too much for the Chiefs defense as the Raiders broke through for a one-yard TD run from Garner early in the second quarter for a 7-0 lead. Oakland would tack on another score just before halftime when QB Rich Gannon hit TE Doug Jolley for a 15-yard TD. Oakland began the drive with nine straight runs before Gannon hit Brown on a fourth-and-five conversion moving them inside the KC 20.

After a 27-yard K Sebastian Janikowski field goal, Oakland capped off the afternoon late in the final period when Crockett bulled forward for an eight-yard TD. The Raiders ran the ball on all 10 plays of the 70-yard drive.

The Chiefs did penetrate Oakland territory on three different occasions in the game, but failed to pick up points on any of the drives. On the opening kickoff of the game, WR Dante Hall broke off a 50-yard return, but the offense failed to move the ball from there. Later, Oakland S Rod Woodson grabbed his NFL-best eighth interception ending a Chiefs drive at the Oakland 20-yard line. Then on the game's final possession, the clock ran out before Kansas City could score, stranding them inside the Oakland 20-yard line and preserving the Raiders first-ever shutout of the Chiefs.

The 24-0 final score marked the first time Kansas City had been held scoreless in 139 games, the second-longest streak in franchise history. The last time the Chiefs had been shutout was in a home contest vs. the L.A. Rams (9/25/94).

GAME NOTES

- QB Trent Green started his 32nd consecutive game, becoming only the second QB in team history to open every game in two straight seasons. Len Dawson did it three straight seasons ('66-68). Green also posted his 1,000th career completion in the contest.
- WR Dante Hall (1,354) established a club single-season record for kickoff return yards, breaking the previous mark of 1,308 established by Tamarick Vanover in '97.
- LB Mike Maslowski set the Chiefs single-season tackle record with 162, passing Gary Spani who had 157 in '79.
- LB Gary Stills broke a team record with his 34th special teams tackle of the season.

- RAIDERS** — Garner, 1-yard run (Janikowski kick) (10-55, 5:17).
- RAIDERS** — Jolley, 15-yard pass from Gannon (Janikowski kick) (14-80, 6:42).
- RAIDERS** — Janikowski, 27-yard FG (16-57, 7:59).
- RAIDERS** — Crockett, 8-yard run (Janikowski kick) (10-70, 5:57).

Team Statistics	Raiders	Chiefs
First Downs	26	11
Total Net Yards	354	176
Rushes/Net Yards	60/280	15/44
Net Passing	74	132
Pass Attempts/Completions	14/7	32/15
Had Intercepted	0	1
Times Sacked/Yards	1/5	1/5
Punts/Average	2/38.0	4/30.8
Penalties/Yards	4/25	1/5
Fumbles/Lost	3/1	1/0
Possession Time	40:15	19:45

RUSHING

- CHIEFS** — Cloud 9-23; Blaylock 3-17; Green 2-9; Hall 1-(5).
- RAIDERS** — Garner 19-135, 1 TD; Crockett 11-72, 1 TD; Wheatley 17-69; Gannon 3-4.

RECEIVING

- CHIEFS** — Blaylock 5-47; Gonzalez 4-35; Kennison 2-20; Boergeler 2-18; Morton 1-13; Hall 1-4.
- RAIDERS** — Brown 2-31; Rice 2-21; Porter 2-12; Jolley 1-15, 1 TD.

PASSING

- CHIEFS** — Green 15-32-137, 0 TDs, 1 INT.
- RAIDERS** — Gannon 7-14-79, 1 TD, 0 INTs.

INTERCEPTIONS

- CHIEFS** — None.
- RAIDERS** — R. Woodson 1-1.

SACKS

- CHIEFS** — Harts 1.0.
- RAIDERS** — Upshaw 1.0.

FIELD GOALS

- CHIEFS** — None.
- RAIDERS** — Janikowski (27).



NFL LEADERS SCORING, 2002



	Team	Points	PPG
1.	Kansas City	467	29.2
2.	Oakland	450	28.1
3.	New Orleans	432	27.0
4.	Philadelphia	415	25.9
5.	Atlanta	402	25.1

CHIEFS HISTORY

1959 — Lamar Hunt established and organized the American Football League with six original cities — Dallas, New York, Houston, Denver, Los Angeles and Minneapolis (Buffalo and Boston were added and Oakland replaced Minneapolis). "Before there was a player, coach or general manager in the league, there was Lamar Hunt," said Boston's Billy Sullivan. "Hunt was the cornerstone, the integrity of the league. Without him, there would have been no AFL." An unknown assistant at Miami (Florida), Hank Stram, was hired by Hunt to coach the club.

1960 — For their inaugural season in the Cotton Bowl, the Texans had a strong home-state identity with quarterback Cotton Davidson (Baylor), fullback Jack Spikes (TCU) and running back Abner Haynes (North Texas State). Haynes led the league in rushing with 875 yards and touchdowns with nine. The Texans had a flashy, high scoring club, and only three close losses kept them from challenging for the division title. The Texans averaged 24,500 for their home games, the highest average in the league.

1961 — The Texans and the NFL's Dallas Cowboys both drafted E.J. Holub, described by many scouts as "the best football player in America." Holub decided to play for the Texans, joining three future Chiefs Hall of Famers — Jerry Mays, Fred Arbanas and Jim Tyrer.

1962 — Stram brought in quarterback Len Dawson, who spent six uneventful years in the NFL, to quarterback the club. Another key addition was Kansas running back Curtis McClinton. Haynes enjoyed his finest season with 1,049 yards and an AFL-high 13 touchdowns. The Texans clinched the Western Division championship in November and finished with an 11-3 record. AFL writers voted Dawson, who threw 29 touchdown passes, player of the year, and Stram coach of the year. Dallas won the AFL Championship on December 23 when Tommy Brooker connected on a 25-yard field goal during the second overtime of the title game, giving the Texans a 20-17 victory over the Houston Oilers.

1963 — On May 22, Hunt announced he was moving the franchise to Kansas City and renaming it the Chiefs. H. Roe Bartle, Kansas City's mayor nicknamed "Chief," promised to enlarge Municipal Stadium and guaranteed Hunt three times as many season ticket sales as the Texans had in Dallas. Rookie Stone Johnson suffered a fatal injury in a preseason game and his jersey number 33 was subsequently retired. Kansas City opened the regular season with a 59-7 victory over Denver, but managed just one win and two ties in its next nine games. Three highly-touted rookies, Buck Buchanan, Ed Budde and Bobby Bell, became starters on their way to a combined 526 games with the team.

1964 — The Chiefs struggled to a 7-7 record as many of the team's best players, including E.J. Holub, Fred Arbanas and Johnny Robinson, missed several games with injuries. An average of just 18,126 fans attended each home game, prompting discussion at the AFL owners' meeting about the Chiefs future in Kansas City.

1965 — The Chiefs made Kansas star Gale Sayers their first-round draft pick, but lost him in a bidding war with the Chicago Bears. The Chiefs were able to nab wide receiver Otis Taylor from Prairie View, while Mack Lee Hill, a virtually unknown free agent running back, muscled his way into the starting lineup. In a relatively routine knee surgery late in the season, Hill died on the operating table. The club finished with a 7-5-2 record with three losses by a field goal or less.

1966 — The Chiefs signed Heisman Trophy winner Mike Garrett from USC, even though he was drafted by his hometown Los Angeles Rams of the NFL. A crowd of

43,885, the largest ever to witness a sports event in Kansas City, turned out for the home opener against the defending AFL champion Buffalo Bills. The Chiefs dropped a 29-14 decision to the Bills, but, after the contest, Stram and Buffalo head coach Joe Collier negotiated a trade in the middle of the field. Kansas City got kicker Mike Mercer for a fifth-round pick, solidifying one of the few weaknesses on the squad. Garrett earned AFL Rookie of the Year honors, rushing for 801 yards with a lofty 5.5 yards-per-carry average. Dawson led the league in passing as the Chiefs finished three games in front of Oakland for the Western Division title.

1967 — Using a dazzling I-formation offense and a smothering defense, the Chiefs dominated the Bills in Buffalo, 31-7, on New Year's day to win the franchise's second AFL crown and a place in the first AFL-NFL World Championship Game, later renamed Super Bowl I. On January 15 at the Los Angeles Memorial Coliseum, the Chiefs met Vince Lombardi's powerful Green Bay Packers. The Chiefs played the Packers close for a half, trailing 14-10, but Green Bay took control in the final two quarters, winning the game by a score of 35-10. The Chiefs looked to the draft to strengthen their defense and found a pair of linebacking gems in Willie Lanier from Morgan State and Jim Lynch from Notre Dame. The club's special teams also got a boost with the addition of kicker Jan Stenerud and return man Noland (Super Gnat) Smith. On August 23, the Chiefs and Chicago Bears played a preseason game in the first contest between AFL and NFL teams in Kansas City. The Chiefs throttled the Bears, 66-24, at Municipal Stadium. Interest in the team skyrocketed, forcing an increase in seating capacity at Municipal Stadium from 40,000 to 47,000. Later in the year, Jackson County voters approved a \$43 million bond issue for construction of a sports complex. Injuries again hit the club hard in the regular season as the Chiefs clawed their way to a 9-5 record.

1968 — Dawson led the AFL in passing for the fourth time as the Chiefs finished the year with a 12-2 record and a tie with the Raiders for the Western Division championship. Oakland easily defeated Kansas City, in the AFL Playoffs 41-6, to advance to the AFL Championship Game against the New York Jets.

1969 — The Chiefs opened the season with impressive wins over San Diego and Boston, but lost Dawson with a knee injury. The next week, backup Jacky Lee went down with a broken ankle, leaving the team's most crucial position in the hands of two-year pro Mike Livingston, who engineered a seven-game win streak. Two months into the campaign, Dawson returned, helping the Chiefs to an 11-3 record, good for second in the division behind Oakland, who was 12-1-1. In the first round of the playoffs, Kansas City rode its dominating defense en route to a 13-6 win over the Super Bowl champion New York Jets, while Oakland pounded Houston, 56-7.

1970 — On January 4, the Chiefs defeated the Raiders, 17-7, to capture the AFL crown. It was the final game in AFL history, as the Chiefs became the league's only three-time champions. The biggest moment in Kansas City sports history came to a peak as the Chiefs became World Champions by turning back the Minnesota Vikings, by a score of 23-7, in Super Bowl IV. The Chiefs used the game as a crusade for the American Football League, and wore patches on their jerseys saying "AFL-10," which referred to the league's 10-year existence. The following season would see the AFL merge with the NFL. Oddsmakers established the Vikings as two-touchdown favorites, yet the Chiefs used

three Stenerud field goals and a Garrett touchdown run to take a 16-0 halftime lead. A dynamic 46-yard touchdown pass from Dawson to Taylor in the third quarter sealed the victory. Dawson was named the game's Most Valuable Player. Despite injuries to key players and the trade of Garrett to the Chargers, the Chiefs finished the year with a 7-5-2 record, but did not qualify for the playoffs.

1971 — Taylor led the NFL in receiving yards with 1,110 and Ed Podolak became the team's top rusher. The linebacking trio of Lanier, Bell and Lynch was the league's best. In the season's next-to-last game with the Raiders, a late field goal by Stenerud gave the Chiefs a 16-14 victory and a Western Division title. The team finished with a 10-3-1 mark, one-and-a-half games ahead of Oakland. Kansas City and Miami hooked up for one of pro football's most memorable games on Christmas Day in the first round of the playoffs. The Eastern Division champion Dolphins won a dramatic double-overtime thriller, 27-24, in the longest game in NFL history. Podolak accounted for an incredible 350 yards on rushes, receptions and returns. It would be the last game played in Municipal Stadium.

1972 — Chiefs founder Lamar Hunt became the first AFL figure to be inducted into the Pro Football Hall of Fame on July 29 in Canton, Ohio. All-Pro safety Johnny Robinson retired and Dawson ended speculation about his retirement by signing a two-year contract. The Chiefs opened play in Arrowhead Stadium, one of the most magnificent facilities in pro sports. The largest crowd in Chiefs history, 82,094, watched the home team defeat the Raiders, 27-14, on November 5. The Chiefs got off to a 5-3 start, then lost three straight, and ended the year with an 8-6 record and out of playoff contention.

1973 — The defense remained solid but the offense struggled as Dawson was hurt for much of the season. Livingston led the club into first place in late November, but a pair of losses and a tie, gave the team its second straight second-place finish.

1974 — The Chiefs age was beginning to show. Several of the club's key players were entering the twilight of their careers: Dawson was 39, Tyrer was 35, Bell, Buchanan and Budde were 34, Hill was 33, and Taylor was 32. The result was the team's first losing season in 11 years. One of the year's few bright spots in the 5-9 season was Emmitt Thomas' league-leading 12 interceptions. Bell, an eight-time All-Pro, concluded his playing career.

1975 — Paul Wiggins, an assistant coach with the San Francisco 49ers, replaced Stram as the team's head coach and directed the Chiefs to four wins in his first five games. The high point of the season was a 34-31 upset of the Dallas Cowboys on Monday Night Football. Injuries crippled the team, leading to a second straight 5-9 finish. Dawson, the top passer in Chiefs history, announced his retirement after 14 memorable seasons with the franchise. After eight All-Pro seasons, Buchanan also finished his last year of play.

1976 — After lingering in Dawson's shadow for eight seasons, Livingston was firmly entrenched as the team's starting quarterback. Even though he played well, the Chiefs still ended the year with their third consecutive 5-9 record.

1977 — The Chiefs suffered their worst season ever, winning just twice. Tom Bettis replaced Wiggins at midseason as the team's head coach, but was able to win just once in seven tries. The heart and soul of the Chiefs defense departed when roommates Lanier and Lynch, a pair of 11-year veterans, retired after the season's end.

1978 — Marv Levy, the former head coach of the Canadian Football League's Montreal Alouettes, was named head coach. His first four draft picks were defensive players, including standout defensive end Art Still of Kentucky and

linebacker Gary Spani of Kansas State. Levy installed the Wing-T as his offense. The Chiefs had the second-most productive ground game in the league and a record five different runners had 100-yard games, including Tony Reed, the team's first 1,000-yard back in 11 years. The team showed signs of improvement, and ended their first 16-game regular season with a 4-12 mark.

1979 — With the second overall pick in the draft, the team landed Colorado State defensive end Mike Bell, a pass rush specialist and perfect complement for Still. Clemson quarterback Steve Fuller was also chosen in the first round by the Chiefs, and by midseason, he had replaced Livingston. With Fuller at the helm, the Chiefs improved from a 1-3 start to finish 7-9.

1980 — In a then-controversial move, the Chiefs released Stenerud, the club's all-time leading scorer, in favor of journeyman Nick Lowery, who had been cut 11 times by eight different teams himself. Despite injuries to key players, the Chiefs made steady improvement. The team came back from an 0-4 start to finish 8-8. The defense came of age with Still, Spani, safety Gary Barbaro and cornerback Gary Green playing major roles. After Fuller was sidelined with a knee injury late in the season, little-known Bill Kenney took over and led the club to two victories in the final three weeks.

1981 — Kenney remained at quarterback and directed the Chiefs to a 6-2 start, including a 37-33 win over the defending Super Bowl champion Steelers in Pittsburgh. The Chiefs were poised to make the playoffs for the first time in 10 years before dropping three straight games in December. A season-ending victory over the Vikings guaranteed the Chiefs their first winning record since 1973. Rookie running back Joe Delaney, a second-round pick from Northwest Louisiana rushed for a then club-record 1,121 yards.

1982 — The Chiefs split their first two games of the year before the players' strike began. The walkout would not be settled until mid-November, and the Chiefs dropped the first four games following the strike's end. Victories in two of the season's final three games left the club with a 3-6 record.

1983 — Tragedy struck the club on June 29, when Delaney, the team's young star running back, drowned trying to save the lives of three youngsters in Monroe, Louisiana. A month later, linebacker Bobby Bell became the first Chiefs player to be inducted into the Pro Football Hall of Fame in Canton. John Mackovic, in his first season as the club's head coach, had trouble finding a suitable replacement for Delaney as the running game suffered. Kenney was coming of age, throwing for 4,348 yards, a Chiefs record and then the fourth-highest total in NFL history. His primary target was wide receiver Carlos Carson, who hauled in 80 passes for 1,351 yards. Despite the team's high-flying offense, the final result was a 6-10 finish.

1984 — The Chiefs used their two first-round draft picks to bolster their lines, picking Pitt All-America nose tackle Bill Maas then Iowa's huge offensive tackle John Alt. Maas had an immediate impact and was named NFL Defensive Rookie of the Year. Kenney suffered a broken thumb during the preseason and was sidelined until the season's seventh week. Todd Blackledge, a first-round pick the previous season, opened the first six contests and had the club 3-3. Inconsistency marked the rest of the season which saw the team conclude the year with an 8-8 mark.

1985 — The Chiefs got off to a flying start, winning three of their first four games. One of the wins, a 28-7 drubbing of the Seattle Seahawks on September 29, saw free safety Deron Cherry tie an NFL record with four interceptions. That would be one of the few remaining bright spots in a 6-10 season.

1986 — Linebacker Willie Lanier was enshrined in the Pro Football Hall of Fame on August 2. The pieces started coming together for Mackovic, who directed the club to a 7-3 record 10 weeks into the season. The club's defense and special teams were especially effective. Three straight losses in November put the Chiefs' playoff chances in jeopardy, though. A 37-10 win over the Broncos at Arrowhead and the team's first-ever win at L.A. Memorial Coliseum, a 20-17 squeaker over the Raiders, put the 9-6 Chiefs in position to reach the playoffs. A December 21 date in Pittsburgh was all that stood in their way. Despite being outgained 515 yards to 171, the Chiefs were able to notch a 24-19 victory as all of the team's points came from the special teams. That earned the club an AFC Wild Card berth, the club's first playoff appearance in 15 years. On December 28 at Giants Stadium, the Jets defeated the upstart Chiefs, 35-15.

1987 — Quarterback Len Dawson was inducted into the Pro Football Hall of Fame on August 8 in Canton, just a few miles from his hometown of Alliance, Ohio. Special teams coordinator Frank Gansz was promoted to head coach, and he quickly used the draft to solve the Chiefs' running woes by selecting nimble Paul Palmer of Temple in the first round and powerful Enugu, Nigeria, native Christian Okoye from tiny Azusa Pacific in the second. Both rookies made a splash in the season-opening win over the Chargers as Palmer returned a kickoff for a touchdown and Okoye dashed for 105 yards. The Chiefs suffered a setback at Seattle the following week, just before another players' strike took place. NFL teams put together "replacement" squads, mostly consisting of players cut in training camp. The Chiefs version lost all three games, and by the time the strike was finished, the team stood 1-4. Five straight losses followed, giving the Chiefs a team-record nine-game skid. Kansas City won three of its last five for a 4-11 mark.

1988 — Defensive end Neil Smith of Nebraska became the team's first-round pick after the club traded its second-round choice to the Detroit Lions in order to move one place up in the first round. For the second straight season, the Chiefs were able to win just four times. Twelve-year veteran Steve DeBerg, acquired in an offseason trade with the Tampa Bay Buccaneers, became the club's starting quarterback. On December 19, one day after the season's end, Carl Peterson took over as the club's President/General Manager and Chief Operating Officer.

1989 — Marty Schottenheimer, who directed the Cleveland Browns to two AFC Championship Game appearances, became the seventh head coach in Chiefs history on January 24. With the fourth overall pick in the draft, the team selected Butkus Award winner Derrick Thomas, Alabama's All-America linebacker. The team started slow, winning three of its first eight games. DeBerg, Ron Jaworski, and Steve Pelluer each took turns as the team's starting quarterback. DeBerg regained the starting job for the final five weeks of the season, generating four wins that put the Chiefs one-half game shy of a playoff berth. The 8-7-1 record was good for second place in the division. Okoye set a club record and became the first Chief to lead the NFL in rushing with 1,480 yards, while Thomas won consensus Rookie of the Year honors.

1990 — Defensive tackle Buck Buchanan was inducted into the Pro Football Hall of Fame on August 4. The Chiefs got out of the starting gate quickly, winning three of their first four games. The club then struggled, splitting its next six games, before tearing up the league in the home stretch, winning six of its last seven outings. The team's 11-5 record was the club's best since the 1969 Super Bowl season and advanced the team to the playoffs for just the second time since 1971. Free agent running back Barry Word topped the

team with 1,015 yards, but the unquestioned leader on offense was DeBerg, who tossed 23 touchdown passes with just four interceptions. Kansas City led the NFL with 60 sacks, including 20 by Thomas, the NFL's sack king. An NFL-record seven of Thomas' sacks came on November 11 against Seattle, a game the Seahawks miraculously won, 17-16, on a last-second touchdown by future Chief Dave Krieg. That loss would bring on the furious stretch run.

1991 — On January 5 at Joe Robbie Stadium in Miami, the Chiefs suffered a heart-breaking, 17-16 loss to the Dolphins in the AFC First Round playoff tilt. On July 27, Jan Stenerud became the first pure placekicker to be inducted into the Pro Football Hall of Fame. The Chiefs enjoyed another strong 10-6 regular season. The home portion of the schedule was highlighted by a pair of prime-time Monday night affairs. On October 7, the Chiefs toppled the defending AFC Champion Bills, 33-6, in the club's first home Monday night game in eight years. Three weeks later, the Chiefs tallied a thrilling come-from-behind win over the Raiders in front of a national audience. On December 28, the Chiefs played host to the Raiders in the first playoff game ever at Arrowhead Stadium. The Chiefs posted their first postseason victory since Super Bowl IV with a 10-6 decision over the Raiders as Kansas City forced six Los Angeles turnovers.

1992 — On January 5, the Chiefs visited Buffalo for an AFC Divisional Playoff matchup. The Bills' dynamic offense proved to be too much for the Chiefs in a 37-14 setback that propelled Buffalo toward the Super Bowl. A melancholy summer awaited the Chiefs, who mourned the passing of Player Personnel Director Whitey Dovell on May 22, and Hall of Famer Buck Buchanan on July 16. Six-time Pro Bowl safety Deron Cherry, owner of 50 career interceptions, announced his retirement in July. The Chiefs battled through an injury-riddled season, during which a playoff berth never seemed certain. On the regular season's final Sunday, the Chiefs faced the Broncos in a game that would send the winner into the playoffs. The Chiefs' defense tallied three touchdowns and "Plan B" signee Dave Krieg tossed a pair of scoring passes as the Chiefs buried the Broncos, 42-20. First-round draft pick Dale Carter of Tennessee earned the Bert Bell trophy as the NFL's Rookie of the Year.

1993 — On January 2 in San Diego, the Chiefs made a quick exit from the playoffs as the Chargers posted a 17-0 victory. The Chiefs spent the off-season retooling their offense. On April 20, the Chiefs traded for quarterback Joe Montana, who directed the San Francisco 49ers to four Super Bowl victories. The Chiefs swapped their first-round pick in the '93 draft to the 49ers in exchange for Montana, safety David Whitmore and San Francisco's third-round pick in '94. Kansas City wasn't done loading up the offense. On June 9 the club signed unrestricted free agent running back Marcus Allen, a certain Hall of Famer and the MVP of Super Bowl XVIII. The additions paid off as the Chiefs went 11-5, won their first AFC West title since '71 and appeared in the AFC Championship Game.

1994 — Kansas City got its first true taste of "Montana Magic" as the NFL's all-time leading passer engineered a brilliant comeback in a first-round playoff win over Pittsburgh on Jan. 8. The Chiefs trailed the Steelers, 17-10, entering the fourth quarter, and then, 24-17, as the two-minute warning sounded. On fourth-and-goal from the seven, Montana fired a game-tying TD pass to wide receiver Tim Barnett. In overtime, kicker Nick Lowery booted a 32-yard field goal as Arrowhead erupted. On Jan. 16, the Chiefs traveled to Houston, where the Oilers sat poised for their 12th straight win. The heavily-favored Oilers opened up a 13-7, fourth-quarter lead, but once again, Montana had a comeback in mind. First, he hit wide receiver J.J. Burden for an 11-yard TD, then he found wide receiver Willie Davis

open in the end zone from 18 yards out. Allen nailed the game shut with a 21-yard TD dash and the Chiefs found themselves on the favorable side of a 28-20 decision. The Chiefs playoff journey ended in Buffalo on Jan. 23 as the Bills won their fourth straight AFC title game by a score of 30-13. The Chiefs added cornerback Mark Collins and linebacker George Jamison through free agency and quarterback Steve Bono and safety William White through trades. Also new at Arrowhead in '94 was a grass playing surface, the first ever at Arrowhead Stadium. The Chiefs started the year with three straight wins, but found themselves 8-7 with their playoff hopes in jeopardy. In the do-or-die season finale at the L.A. Coliseum, Allen had his finest game as a Chief, rushing 33 times for 132 yards en route to a 19-9 win. On New Year's Eve, the Chiefs made a rapid departure from the playoffs, dropping a 27-17 decision at Miami.

1995 — Quarterback Joe Montana announced his retirement from football after 16 years in the NFL, including the last two with the Chiefs, on April 18. Immediately, so-called media experts predicted much gloom and doom for the '95 Chiefs. The team responded by posting an NFL-best 13-3 record with unblemished 8-0 marks in the AFC West and in games played at Arrowhead Stadium. The Chiefs led the NFL in rushing offense scoring defense and turnover ratio, the three hallmarks of a solid football team. During the first six weeks of the season, the Chiefs were victorious in three overtime games. In an October 9 thriller on Monday Night Football, first-year wide receiver Tamarick Vanover returned a punt 86 yards for a touchdown in overtime to defeat the San Diego Chargers.

1996 — On a blustery, January 7 afternoon with the temperature at 11 degrees and wind chills at -9, the Chiefs dropped an AFC Divisional Playoff Game to the Indianapolis Colts, 10-7, at Arrowhead Stadium. More Chiefs (seven) played in the AFC-NFC Pro Bowl on February 4 than any other AFC team: fullback Kimble Anders, quarterback Steve Bono, cornerback Dale Carter, defensive tackle Dan Saleaumua, guard Will Shields, defensive end Neil Smith, and linebacker Derrick Thomas. The Chiefs finished with a 9-7 record and ended a six-year streak of playoff qualification. During the season, running back Marcus Allen set three NFL records: most career rushing touchdowns, most games played by a running back and most pass receptions by a running back.

1997 — After missing the playoffs in '96 for the first time since '89, Kansas City dramatically retooled its roster in '97. The Chiefs line-up featured 11 new starters, headlined by free agent signees QB Elvis Grbac, WR Andre Rison and TE Ted Popson on offense. On defense, the club's top four picks from the '96 Draft - S Jerome Woods, S Reggie Tongue, DE John Browning and LB Donnie Edwards - emerged as starters, as well. All the new faces quickly formed a cohesive unit as the Chiefs posted a 13-3 record and their second AFC West title in the past three years. The club engineered several dramatic finishes, the first of which came on September 8 at Oakland when Grbac collaborated with Rison on an improbable 32-yard TD pass with seconds remaining to provide the Chiefs with a 28-27 win over the Raiders. After posting a 6-2 record during the season's first half, Kansas City's good fortune finally appeared to run out on November 3 vs. Pittsburgh when Grbac suffered a broken clavicle. However, back-up QB Rich Gannon would come on to preserve a win in that contest and lead the team to a 5-1 mark in their next six outings. K Pete Stoyanovich provided one of the year's most memorable moments, connecting on a line-drive 54-yard FG to give Kansas City a 24-22 win over Denver on November 16. Grbac returned to the starting line-up for the

regular season finale vs. New Orleans as the squad finished the regular season with an 8-0 tally at Arrowhead Stadium.

1998 — The two teams with the AFC's top records squared off for the third time when 12-4 Denver visited 13-3 Kansas City for an AFC Divisional Playoff contest on January 4. Despite holding an edge in total yardage, the Chiefs could not convert on several key scoring opportunities, dropping a 14-10 decision to their division foes. Six players represented Kansas City at the AFC-NFC Pro Bowl, including CB James Hasty and WR Andre Rison who made their first appearances as members of the Chiefs. On April 9, RB Marcus Allen announced his retirement, concluding a brilliant 16-year NFL career, which included five stellar seasons in Kansas City. A '98 campaign which began with much promise had its high hopes dashed as the Chiefs suffered several major injuries beginning in a season-opening victory over the Oakland Raiders. Starting quarterback Elvis Grbac was lost for a considerable amount of the season due to a shoulder injury on the final play of the game's first half, while All-Pro left guard Dave Scott's year came to an end with a biceps tear in the second stanza of that same contest. In total, 11 different starters missed a total of 45 games due to injury as the Chiefs went 7-9 to miss the playoffs for just the second time during the '90s, snapping a string of nine consecutive winning seasons. The club was also hampered by crucial penalties, as the team set dubious NFL records for penalties (158), penalty yardage (1,304) and first downs allowed by penalty (58).

1999 — On January 11, head coach Marty Schottenheimer announced his retirement after 10 seasons of distinguished service with the club. His 101-58-1 (.634) record gave him the best winning percentage of any coach in franchise history. During his tenure, the Chiefs captured three AFC West titles, qualified for the playoffs seven times and made the team's first-ever appearance in the AFC Championship Game in '93. Schottenheimer posted a 54-26 record (.675) against his AFC West opponents, including a 18-3 mark (.857) against the Raiders. A veteran of 17 NFL seasons as an assistant coach, Gunther Cunningham was appointed the eighth head coach in franchise history on January 22. During his four seasons ('95-98) as the Chiefs defensive coordinator, Kansas City's defense allowed a league-low 16.4 points per game. Over those four years, the Chiefs won two AFC West titles and posted a 23-9 (.719) record against the rest of the division. The club responded to their new leader's high-energy style as Cunningham produced a 9-7 record in his initial season at the club's helm, the best record of any rookie head coach in franchise history and the best mark of any first-year head coach in the NFL in '99. The club became the sixth team in NFL history to record 100 regular season wins in a decade with a 16-10 triumph at Denver on December 5. Only Buffalo (103-57) finished the '90s with a better record than Kansas City's 102-58 mark. Perhaps the two biggest factors in the Chiefs success during the decade were the takeaway/giveaway column and the running game. Under Cunningham, the team firmly regained their grips on both categories in '99. Kansas City led the NFL with a +21 turnover ratio in '99 and won the NFL's turnover triple crown in the '90s with a remarkable +128 turnover ratio, a league-high 365 takeaways and an NFL-low 237 giveaways. The Chiefs also recorded 11 return TDs on the season, including a franchise-best nine on defense. Cunningham's "maul ball" running philosophy proved fruitful as the Chiefs ran the ball more times (521) than any other team in the league and ranked fourth in the NFL in rushing with 130.1 yards per game. After a three-game mid-season

losing streak put the club at 5-5 and on the brink of playoff elimination, the team rallied for a four-game winning string and needed a win in one of its last two contests to secure a postseason berth. A 23-14 loss at Seattle on December 26 would set up a make-or-break game in the regular season finale vs. Oakland.

2000 — A win vs. Oakland at Arrowhead in the regular season finale on January 2 of the new century would seal the AFC West title for the Chiefs, while a loss would put the club out of the playoffs. Kansas City leaped out to a 17-0 lead vs. the Raiders, but a blocked punt would turn the momentum in one of the wildest contests in the storied Chiefs-Raiders series. The game was eventually won by Oakland 41-38 in overtime, providing an ominous start to a year which would turn tragic for the team on January 23. Nine-time Pro Bowl linebacker Derrick Thomas was seriously injured in a one-vehicle accident just east of the Kansas City International Airport on I-435. Ten other individuals were killed in a separate, 14-vehicle accident that same day just north of KCI on I-29. Thomas was moved to Jackson Memorial Hospital in his hometown of Miami the following day. Although confined to a wheelchair, Thomas had made substantial progress and was in good spirits when he was visited by Chiefs President Carl Peterson in Miami on February 7. The next day, Thomas' condition took a shocking turn and at 10:10 AM (ET) on February 8, he was pronounced dead after suffering cardiac arrest. February 11 was declared "Derrick Thomas Red Friday" in Kansas City and on February 14th nearly 23,000 mourners paid their final respects to their fallen hero at Arrowhead Stadium, where Thomas' body lied in state and a B-2 Stealth bomber from Whiteman Air Force Base flew over at 12:01 PM. On February 15 at Kemper Arena, over 6,000 individuals attended a public memorial service for Thomas. On February 19 Derrick Vincent Thomas was buried in his hometown of Miami following a memorial service at the Mt. Calvary Church. On March 4, Peterson announced at the annual 101 Banquet that at the suggestion of Clark Hunt, the Chiefs Most Valuable Player Award would hence be known as the Derrick Thomas Award. Thomas would be honored prior to the club's season opener at Arrowhead on September 3, but the Chiefs would fall 27-14 to the Indianapolis Colts. Kansas City would lose a 17-14 OT decision the following week at Tennessee, but would then bounce back win five of their next six contests to sit 5-3 at the season's midway point. On October 2, the Chiefs faced Seattle in a Monday Night Football contest which was simulcast to 4,391 fans in Kauffman Stadium. The 82,893 fans assembled at Arrowhead and Kauffman Stadiums marked the largest on-site attendance figure in team history. The club's early-season success was also highlighted by a 54-34 win over the defending Super Bowl champion St. Louis Rams on October 22, a contest which marked the most points ever scored at Arrowhead. However, a stretch of five road games over a six-week span would take its toll on the club as the Chiefs dropped five straight contests to fall out of playoff contention, finishing the year at 7-9.

2001 — Following the club's disappointing finish, head coach Gunther Cunningham was relieved of his duties on January 5. In two years at the helm of the club, Cunningham finished with a 16-16 record. On January 12, Dick Vermeil was named the ninth head coach in franchise history. Just one of four coaches in NFL history to lead two different teams to the Super Bowl, Vermeil guided St. Louis to a win in Super Bowl XXXIV following the '99 season in his most recent head coaching endeavor. In Kansas City, Vermeil was reunited with Chiefs President Carl Peterson, whose association dated back 27 years to UCLA. After

originally attempting to hire Vermeil upon his arrival in Kansas City in '89, Peterson pulled off the feat and provided the franchise with a renewed sense of optimism. On April 20, just a day prior to the NFL draft, Peterson helped reshape the club's offensive personnel, acquiring QB Trent Green and a fifth-round pick from St. Louis in exchange for Kansas City's first-round selection. The same day, the club also agreed to a five-year contract with unrestricted free agent RB Priest Holmes. The initial regular season victory of the Vermeil era came in convincing fashion at Washington on September 30 when the Chiefs defeated their former head coach Marty Schottenheimer and the Redskins by a 45-13 margin. Although the club finished its initial campaign under Vermeil at 6-10, the team began to take shape down the stretch, winning three of their final four games. Holmes provided a spark to the offense, breaking six team records in a sensational debut season with the Red and Gold. He became just the second player in franchise history to lead the NFL in rushing with 1,555 yards, breaking Christian Okoye's previous single-season record of 1,480 set in '89. The club finished in the top 10 in the NFL in rushing, passing and total offense for just the second time since the AFL-NFL merger.

2002 — In what would be a precursor for a season filled with wild comebacks and fantastic finishes, the Chiefs pulled out a remarkable 40-39 Opening Day win at Cleveland on September 8. Starting with that contest, virtually every game was a nail-biter with all but one of the club's eight losses being decided by seven points or less. But despite leading the NFL in scoring for the first time in team history with a franchise-record 467 points, the club would finish 8-8 to miss the postseason in head coach Dick Vermeil's second season at the helm. The team remained in playoff contention until the season's final game thanks to its explosive offense that broke nine team records and featured four Pro Bowlers — RB Priest Holmes, G Will Shields, T Willie Roaf and TE Tony Gonzalez. In addition to the club scoring record, the squad also set seasonal marks for total offense (6,000 yards), first downs (343), touchdowns (57) and completion percentage (61.21%). In addition, the team led the AFC with a +16 turnover differential, setting NFL records by fumbling just seven times and losing just two of those loose balls. Holmes continued the torrid pace he began in '01, establishing 10 single-season records, earning NFL Offensive Player of the Year honors from AP and leading the NFL in scoring with 144 points. He surpassed his own team record with 1,615 rushing yards and accumulated 2,287 yards from scrimmage, the fourth-highest seasonal total in NFL history. He combined with veteran K Morten Andersen to give the team its first pair of 100-point scorers in a season. The special teams were also bolstered by WR Dante Hall, who produced three kick returns for TDs and became the first Chiefs return man to earn a Pro Bowl berth since J.T. Smith following the '80 season.

2003 — On January 25 in San Diego, Hank Stram and Marcus Allen were elected to the Pro Football Hall of Fame's Class of 2003 along with DE Elvin Bethea, G Joe DeLamielleure and WR James Lofton. Stram — who coached the Texans/Chiefs from '60-74 and led the club to three AFL Championships and a win in Super Bowl IV — compiled a 124-76-10 regular season record with the franchise. Allen — who spent five seasons in Kansas City ('93-97) after beginning his career with the Raiders — helped lead the Chiefs to three AFC West titles and still holds the team career record with 44 rushing touchdowns. Stram and Allen became the first Chiefs to be elected to the Hall since K Jan Stenerud in '91.

ALL-TIME REVIEW

YEAR-BY-YEAR RESULTS

Year	Record	Head Coach	Division Finish
1960	8-6	Hank Stram	2nd AFL West
1961	6-8	Hank Stram	2nd AFL West
1962	11-3	Hank Stram	1st AFL West
1963	5-7-2	Hank Stram	3rd AFL West
1964	7-7	Hank Stram	2nd AFL West
1965	7-5-2	Hank Stram	3rd AFL West
1966	11-2-1	Hank Stram	1st AFL West
1967	9-5	Hank Stram	2nd AFL West
1968	12-2	Hank Stram	1st AFL West
1969	11-3	Hank Stram	2nd AFL West
1970	7-5-2	Hank Stram	2nd AFC West
1971	10-3-1	Hank Stram	1st AFC West
1972	8-6	Hank Stram	2nd AFC West
1973	7-5-2	Hank Stram	2nd AFC West
1974	5-9	Hank Stram	3rd AFC West
1975	5-9	Paul Wiggin	3rd AFC West
1976	5-9	Paul Wiggin	4th AFC West
1977	2-12	Paul Wiggin (1-6) Tom Bettis (1-6)*	5th AFC West
1978	4-12	Marv Levy	5th AFC West
1979	7-9	Marv Levy	5th AFC West
1980	8-8	Marv Levy	3rd AFC West
1981	9-7	Marv Levy	3rd AFC West
1982	3-6	Marv Levy	4th AFC West
1983	6-10	John Mackovic	4th AFC West
1984	8-8	John Mackovic	4th AFC West
1985	6-10	John Mackovic	5th AFC West
1986	10-6	John Mackovic	2nd AFC West
1987	4-11	Frank Gansz	5th AFC West
1988	4-11-1	Frank Gansz	5th AFC West
1989	8-7-1	Marty Schottenheimer	2nd AFC West
1990	11-5	Marty Schottenheimer	2nd AFC West
1991	10-6	Marty Schottenheimer	2nd AFC West
1992	10-6	Marty Schottenheimer	2nd AFC West
1993	11-5	Marty Schottenheimer	1st AFC West
1994	9-7	Marty Schottenheimer	2nd AFC West
1995	13-3	Marty Schottenheimer	1st AFC West
1996	9-7	Marty Schottenheimer	2nd AFC West
1997	13-3	Marty Schottenheimer	1st AFC West
1998	7-9	Marty Schottenheimer	4th AFC West
1999	9-7	Gunther Cunningham	2nd AFC West
2000	7-9	Gunther Cunningham	3rd AFC West
2001	6-10	Dick Vermeil	4th AFC West
2002	8-8	Dick Vermeil	4th AFC West

*Bettis replaced Wiggin after seven games in '77.



Dick Vermeil
2001-02
14-18-0 (.438)



Gunther Cunningham
1999-00
16-16-0 (.500)



Marty Schottenheimer
1989-98
101-58-1 (.634)



Frank Gansz
1987-88
8-22-1 (.274)



John Mackovic
1983-86
30-34-0 (.469)



Marv Levy
1978-82
31-42-0 (.425)



Tom Bettis
1977
1-6-0 (.143)



Paul Wiggin
1975-77
11-24-0 (.314)



Hank Stram
1960-74
124-76-10 (.614)

ALL-TIME REVIEW KEY
(Applies to Pages 263-305)

† Wild Card Qualifiers

Home Games in all Caps

N - Night Games (regular season only)

2002 KANSAS CITY CHIEFS

Head Coach: Dick Vermeil




Preseason		Record: 3-1	
8/10	W 17-14 OT	at San Francisco	63,111
8/17	W 19-9	HOUSTON	73,506
8/24	L 14-17	at Seattle	49,036
8/30	W 23-16	ST. LOUIS	73,410
Regular Season		Record: 8-8 (4th - AFC West)	
9/8	W 40-39	at Cleveland	72,938
9/15	L 16-23	JACKSONVILLE	77,934
9/22	L 38-41 OT	at New England	68,436
9/29	W 48-30	MIAMI	78,178
10/6	W 29-25	at N.Y. Jets	78,149
10/13	L 34-35	at San Diego	58,995
10/20	L 34-37 OT	DENVER	78,446
10/27	W 20-10	OAKLAND	78,685
11/10	L 13-17	at San Francisco	67,881
11/17	W 17-16	BUFFALO	77,951
11/24	L 32-39	at Seattle	56,250
12/1	W 49-0	ARIZONA	77,809
12/8	W 49-10	ST. LOUIS	78,601
12/15	L 24-31	at Denver	75,947
12/22	W 24-22	SAN DIEGO	77,899
12/28	L 0-24	at Oakland	62,078


REGULAR STARTERS

OFFENSE		DEFENSE	
WR	Eddie Kennison	LE	Eric Hicks
LT	Willie Roaf	LT	John Browning
LG	Brian Waters	NT	Derrick Ransom
C	Casey Wiegmann	RE	Duane Clemons
RG	Will Shields	LOLB	Scott Fujita
RT	John Tait	MLB	Marcus Patton
TE	Tony Gonzalez	ROLB	Mike Maslowski
WR	Johnnie Morton	LCB	Eric Warfield
QB	Trent Green	RCB	William Barteel
FB	Tony Richardson	SS	Greg Wesley
RB	Priest Holmes	FS	Shaunard Harfs
K	Morten Andersen	P	Dan Stryzinski

PRO BOWLERS IN BOLD



Western Division			
W	L	T	Pct.
Oakland	11	5	0.688
Denver	9	7	0.562
San Diego	8	8	0.500
Kansas City	8	8	0.500
Northern Division			
W	L	T	Pct.
Pittsburgh	10	5	0.656
Cleveland †	9	7	0.562
Baltimore	7	9	0.438
Cincinnati	2	14	0.125
Eastern Division			
W	L	T	Pct.
N.Y. Jets	9	7	0.562
New England	9	7	0.562
Miami	9	7	0.562
Buffalo	8	8	0.500
Southern Division			
W	L	T	Pct.
Tennessee	11	5	0.688
Indianapolis †	10	6	0.625
Jacksonville	6	10	0.375
Houston	4	12	0.250



Western Division			
W	L	T	Pct.
San Francisco	10	6	0.625
St. Louis	7	9	0.438
Seattle	7	9	0.438
Arizona	5	11	0.312
Northern Division			
W	L	T	Pct.
Green Bay	12	4	0.750
Minnesota	6	10	0.375
Chicago	4	12	0.250
Detroit	3	13	0.188
Eastern Division			
W	L	T	Pct.
Philadelphia	12	4	0.750
N.Y. Giants †	10	6	0.625
Washington	7	9	0.438
Dallas	5	11	0.312
Southern Division			
W	L	T	Pct.
Tampa Bay	12	4	0.750
Atlanta †	9	6	0.594
New Orleans	9	7	0.562
Carolina	7	9	0.438

AFC Championship: OAKLAND 41, Tennessee 24
 NFC Championship: Tampa Bay 27, PHILADELPHIA 10
 Super Bowl XXXVII: Tampa Bay 48, Oakland 21

TEAM STATISTICS

	CHIEFS	OPP.
TOTAL FIRST DOWNS	343	367
Rushing	140	120
Passing	179	227
Penalty	24	20
3rd Down Made/Att	77/185	87/205
3rd Down Pct.	41.6	42.4
4th Down Made/Att	6/10	10/17
4th Down Pct.	60.0	58.8
POSSESSION AVG.	28:57	31:03
TOTAL NET YARDS	6000	6248
Avg. Per Game	375.0	390.5
Total Plays	965	1081
Avg. Per Play	6.2	5.8
NET YARDS RUSHING	2378	2067
Avg. Per Game	148.6	129.2
Total Rushes	462	431
NET YARDS PASSING	3622	4181
Avg. Per Game	226.4	261.3
Sacked/Yards Lost	26/141	34/215
Gross Yards	3763	4396
Att./Completions	477/292	616/403
Completion Pct.	61.2	65.4
Had Intercepted	13	18
PUNTS/AVERAGE	65/37.3	60/39.1
NET PUNTING AVG.	65/31.2	60/32.0
FUMBLES/YARDS	75/700	100/827
FUMBLES/BALL LOST	7/2	20/13
TOUCHDOWNS	57	46
Rushing	26	19
Passing	27	27
Defensive/Kicking Game	1/3	0/0

SCORE BY PERIODS	1	2	3	4	OT	Total
CHIEFS TOTAL	101	122	76	168	0	467
Opp. Total	67	117	79	130	6	399

INDIVIDUAL STATISTICS

	PASSING						Int	LG	Rating
	Att.	Cmp.	Yds.	Pct.	Td	Int			
Green	470	287	3690	61.1	26	13	99†	92.6	
Collins	6	5	73	83.3	1	0	29†	156.9	
Holmes	1	0	0	0.0	0	0	0	39.6	

CHIEFS TOTAL	477	292	3763	61.2	27	13	99†	93.5
Opp. Total	616	403	4396	65.4	27	18	82†	88.8

	PASS RECEIVING						LG	TD
	No.	Yds.	Avg.	LG	TD			
Holmes	70	672	9.6	64	3			
Gonzalez	63	773	12.3	42	7			
Kennison	53	906	17.1	64	2			
Morton	29	397	13.7	30	1			
Boerigter	20	420	21.0	89†	8			
Hall	20	322	16.1	75†	3			
Richardson	18	125	6.9	23	1			
Cloud	6	48	8.0	13	0			
Blaylock	5	47	9.4	21	0			
Easy	3	23	7.7	13	0			
Dunn	2	16	8.0	11	0			
Baber	2	10	5.0	7	1			
Minnis	1	4	4.0	4	0			

CHIEFS TOTAL	292	3763	12.9	99†	27
Opp. Total	403	4396	10.9	82†	27

	RUSHING				
	No.	Yds.	Avg.	LG	TD
Holmes	313	1615	5.2	56	21
Green	31	225	7.3	24	1
Morton	10	124	12.4	36	0
Cloud	49	115	2.3	9	2
Richardson	22	81	3.7	14†	2
Blaylock	16	72	4.5	16	0
Kennison	7	58	8.3	31	0
Hall	11	54	4.9	21	0
Tait	1	28	28.0	28	0
Collins	1	7	7.0	7	0
Quinn	1	-1	-1.0	-1	0

CHIEFS TOTAL	462	2378	5.1	56	26
Opp. Total	431	2067	4.8	63†	19

TEAM LEADERS

Scoring: Priest Holmes	144 pts, 24 TDs (21 rush, 3 rec.)
INTs: Greg Wesley	6-170 yds.
Tackles: Mike Maslowski	162 (109 solo)
Sacks: Eric Hicks	9.0 (-69.5 yds.)
Punting: Dan Stryzinski	64-2422 yds., 37.8 avg., 15 in 20, 56 LG
Punt Returns: Dante Hall	29-390 yds., 13.4 avg., 2 TDs
Kickoff Returns: Dante Hall	57-1354 yds., 23.6 avg., 1 TD

HISTORY

2001 KANSAS CITY CHIEFS

Head Coach: Dick Vermeil

6-10

TEAM STATISTICS

Preseason		Record: 2-2	
8/12	W 20-0	WASHINGTON	75,703
8/18	W 10-9	CHICAGO	77,618
8/23	L 23-28	at Jacksonville	48,623
8/31	L 17-21	at St. Louis	65,463
Regular Season		Record: 6-10 (4th - AFC West)	
9/9	L 24-27	OAKLAND	78,844
9/23	L 3-13	N.Y. GIANTS	77,666
9/30	W 45-13	at Washington	76,573
10/7	L 6-20	at Denver	75,037
10/14	L 17-20	PITTSBURGH	78,413
10/21	L 16-24	at Arizona	35,916
10/25	L 28-35	INDIANAPOLIS (Thur.) (N)	74,212
11/4	W 25-20	at San Diego	58,789
11/11	L 7-27	at N.Y. Jets	78,234
11/25	W 19-7	SEATTLE	77,357
11/29	L 10-23	PHILADELPHIA (Thur.) (N)	77,087
12/9	L 26-28	at Oakland	60,784
12/16	W 26-23 OT	DENVER	60,292
12/23	W 20-17	SAN DIEGO	76,131
12/30	W 30-26	at Jacksonville	59,396
1/6	L 18-21	at Seattle	58,460

	CHIEFS	OPP.
TOTAL FIRST DOWNS	324	296
Rushing	119	111
Passing	178	167
Penalty	27	18
3rd Down: Made/Att	70/195	66/218
3rd Down Pct.	35.9	30.4
4th Down: Made/Att	5/16	5/8
4th Down Pct.	31.3	62.5
POSSESSION AVG.	29:07	30:53
TOTAL NET YARDS	5267	5304
Per Game	354.6	331.5
Total Plays	1015	1003
Avg. Per Play	5.6	5.3
NET YARDS RUSHING	2008	2140
Avg. Per Game	125.5	133.8
Total Rushes	448	481
NET YARDS PASSING	3665	3164
Avg. Per Game	229.1	197.8
Sacked/Yards Lost	39/196	31/239
Gross Yards	3863	3403
Att./Completions	528/300	491/296
Completion Pct.	56.8	60.3
Had Intercepted	24	13
PUNTS/AVERAGE	75/40.5	79/41.0
NET PUNTING AVG.	75/35.3	79/35.6
PENALTIES/YARDS	68/602	87/761
FUMBLES/BALL LOST	19/9	23/13
TOUCHDOWNS	34	37
Rushing	16	15
Passing	17	19
Defensive/Kicking Game	1/0	1/2

REGULAR STARTERS

OFFENSE

WR	Derrick Alexander
LT	John Tait
LG	Brian Waters
C	Casey Wiegmann
RG	Will Shields
RT	Marcus Spears
TE	Tony Gonzalez
WR	Derrick Alexander
QB	Trent Green
FB	Tony Richardson
RB	Priest Holmes
K	Todd Peterson

DEFENSE

LE	Eric Hicks
LT	John Browning
	Eric Downing
NT	Derrick Ransom
RE	Duane Clemons
LOLB	Lew Bush
MLB	Marcus Patton
ROLB	Donnie Edwards
LCB	Ray Crockett
RCB	Eric Warfield
SS	Greg Wesley
FS	Jerome Woods
P	Dan Stryzinski

PRO BOWLERS IN BOLD

AMERICAN CONFERENCE

Western Division	
W	L T Pct.
Oakland	10 6 0 .625
Seattle	9 7 0 .562
Denver	8 8 0 .500
Kansas City	6 10 0 .375
San Diego	5 11 0 .312
Central Division	
W	L T Pct.
Pittsburgh	13 3 0 .812
Baltimore †	10 6 0 .625
Cleveland	7 9 0 .438
Tennessee	7 9 0 .438
Jacksonville	6 10 0 .375
Cincinnati	6 10 0 .375
Eastern Division	
W	L T Pct.
New England	11 5 0 .688
Miami †	11 5 0 .688
N.Y. Jets †	10 6 0 .625
Indianapolis	6 10 0 .375
Buffalo	3 13 0 .188

NATIONAL CONFERENCE

Western Division	
W	L T Pct.
St. Louis	14 2 0 .875
San Francisco †	12 4 0 .750
New Orleans	7 9 0 .438
Atlanta	7 9 0 .438
Carolina	1 15 0 .062
Central Division	
W	L T Pct.
Chicago	13 3 0 .812
Green Bay †	12 4 0 .750
Tampa Bay †	9 7 0 .562
Minnesota	5 11 0 .312
Detroit	2 14 0 .125
Eastern Division	
W	L T Pct.
Philadelphia	11 5 0 .688
Washington	8 8 0 .500
N.Y. Giants	7 9 0 .438
Arizona	7 9 0 .438
Dallas	5 11 0 .312

INDIVIDUAL STATISTICS

	PASSING									
	Att.	Cmp.	Yds.	Pct.	TD	Int.	LG	Rating		
Green	523	296	3783	56.6	17	24	67	71.1		
Collins	4	3	40	75.0	0	0	26	106.3		
Gonzalez	1	1	40	100.0	0	0	40	118.8		
CHIEFS TOTAL	528	300	3863	56.8	17	24	67	71.7		
Opp. Total	491	296	3403	60.3	19	13	49	83.1		

	PASS RECEIVING				
	No.	Yds.	Avg.	LG	TD
Gonzalez	73	917	12.6	36	6
Holmes	62	614	9.9	67	2
Minnis	33	511	15.5	56	1
Kennison	16	322	20.1	65	0
Richardson	30	265	8.8	47	0
Alexander	27	470	17.4	46	3
Thomas	19	247	13.0	28	1
Ricks	18	252	14.0	40	1
Parker	15	199	13.3	44	2
Dunn	4	54	13.5	28	1
J. Williams	2	11	5.5	9	0
Green	1	1	1.0	1	0
CHIEFS TOTAL	300	3863	12.9	67	17
Opp. Total	296	3403	11.5	49	19

	RUSHING				
	No.	Yds.	Avg.	LG	TD
Holmes	327	1555	4.8	41	8
Richardson	66	191	2.9	19	7
Green	35	158	4.5	16	0
Cloud	7	54	7.7	16	1
Kennison	2	13	6.5	14	0
Alexander	2	16	8.0	15	0
Hall	2	10	5.0	6	0
Gonzalez	1	9	9.0	9	0
Collins	2	6	3.0	7	0
Parker	3	6	2.0	7	0
Stryzinski	1	-10	-10	-10	0
CHIEFS TOTAL	448	2008	4.5	41	16
Opp. Total	481	2140	4.4	77	15

TEAM LEADERS

Scoring: Todd Peterson	108 pts: 27 PATS, 27 FGs
INTs: Eric Warfield	4-61 yds., 1 TD
Tackles: Donnie Edwards	147 (112 solo)
Sacks: Duane Clemons	7.0 (-68.5 yds.)
Punting: Dan Stryzinski	73-2976 yds., 40.8 avg., 27 in 20, 76 LG
Punt Returns: Dante Hall	32-235 yds., 7.3 avg., 0 TDs
Kickoff Returns: Dante Hall	43-969 yds., 22.5 avg., 0 TDs

HISTORY

2000 KANSAS CITY CHIEFS

Head Coach: Gunther Cunningham

7-9

Preseason		Record: 0-4	
8/5	L 10-14	at Tennessee	68,016
8/13	L 10-33	SAN FRANCISCO	76,682
8/19	L 22-26	JACKSONVILLE	75,120
8/25	L 14-37	at Tampa Bay	64,267
Regular Season		Record: 7-9 (3rd - AFC West)	
9/3	L 14-27	INDIANAPOLIS	78,357
9/10	L 14-17 OT	at Tennessee	68,203
9/17	W 42-10	SAN DIEGO	77,604
9/24	W 23-22	at Denver	74,596
10/2	W 24-17	SEATTLE (Mon.) (N)	82,893
10/15	L 17-20	OAKLAND	79,025
10/22	W 54-34	ST. LOUIS	79,142
10/29	W 24-19	at Seattle	62,141
11/5	L 31-49	at Oakland	62,428
11/12	L 7-21	at San Francisco	68,002
11/19	L 17-21	BUFFALO	78,457
11/26	L 16-17	at San Diego	47,228
12/4	L 24-30	at New England (Mon.) (N)	60,292
12/10	W 15-14	CAROLINA	77,481
12/17	W 20-7	DENVER	78,406
12/24	L 13-29	at Atlanta	41,017

REGULAR STARTERS

OFFENSE		DEFENSE	
WR	Sylvester Morris	LE	Eric Hicks
LT	John Tait	LT	Chester McGlockton
LG	Jeff Blackshear	RT	Dan Williams
C	Tim Grunhard	RE	Duane Clemons
RG	Will Shields	LOLB	Lew Bush
RT	Victor Riley		Mike Maslowski
TE	Tony Gonzalez	MLB	Marvuc Patton
WR	Derrick Alexander	ROLB	Donnie Edwards
QB	Elvis Grbac	LCB	Pat Dennis
FB	Tony Richardson	RCB	James Hasty
RB	Kimble Anders	SS	Greg Wesley
	Tony Richardson	FS	Jerome Woods
K	Pete Stoyanovich	P	Todd Sauerbrun
	Todd Peterson		

PRO BOWLERS IN BOLD

AMERICAN CONFERENCE

Western Division			
	W	L	Pct.
Oakland	12	4	.750
Denver †	11	5	.688
Kansas City	7	9	.438
Seattle	6	10	.375
San Diego	1	15	.063
Central Division			
	W	L	Pct.
Tennessee	13	3	.813
Baltimore †	12	4	.750
Pittsburgh	9	7	.563
Jacksonville	7	9	.438
Cincinnati	4	12	.250
Cleveland	3	13	.188
Eastern Division			
	W	L	Pct.
Miami	11	5	.688
Indianapolis †	10	6	.625
N.Y. Jets	9	7	.563
Buffalo	8	8	.500
New England	5	11	.313

NATIONAL CONFERENCE

Western Division			
	W	L	Pct.
New Orleans	10	6	.625
St. Louis †	10	6	.625
Carolina	7	9	.438
San Francisco	6	10	.375
Atlanta	4	12	.250
Central Division			
	W	L	Pct.
Minnesota	11	5	.688
Tampa Bay †	10	6	.625
Detroit	9	7	.563
Green Bay	9	7	.563
Chicago	5	11	.313
Eastern Division			
	W	L	Pct.
N.Y. Giants	12	4	.750
Philadelphia †	11	5	.688
Washington	8	8	.500
Dallas	5	11	.313
Arizona	3	13	.188

AFC Championship: Baltimore 16, OAKLAND 3
 NFC Championship: N.Y. GIANTS 41, Minnesota 0
 Super Bowl XXXV: Baltimore 34, N.Y. Giants 7

TEAM STATISTICS

	CHIEFS	OPP.
TOTAL FIRST DOWNS	321	330
Rushing	84	103
Passing	207	201
Penalty	30	26
3rd Down: Made/Att.	75/204	84/207
3rd Down Pct.	36.8	40.6
4th Down: Made/Att.	4/13	8/11
4th Down Pct.	30.8	72.7
TOTAL NET YARDS	5614	5280
Avg. Per Game	350.9	330.0
Total Plays	999	1041
Avg. Per Play	5.6	5.1
NET YARDS RUSHING	1465	1809
Avg. Per Game	91.6	113.1
Total Rushes	383	441
NET YARDS PASSING	4149	3471
Avg. Per Game	259.3	216.9
Sacked/Yards Lost	34/239	51/266
Gross Yards	4408	3737
Attempts/Completions	582/342	549/355
Pct. of Completions	58.8	65.2
Had Intercepted	15	15
PUNTS/AVERAGE	82/44.6	78/43.8
NET PUNTING YARDS	82/35.8	78/36.8
PENALTIES/ARDS	118/948	108/1020
FUMBLES/BALL LOST	23/11	19/14
TOUCHDOWNS	44	42
Rushing	12	13
Passing	29	25
Defensive/Kicking Games	3/0	4/0
TIME OF POSSESSION	27:36	32:24

SCORE BY PERIODS	1	2	3	4	OT	Total
CHIEFS TOTAL	50	99	82	124	0	355
Opp Total	75	123	64	89	3	354

INDIVIDUAL STATISTICS

	PASSING							
	Att.	Cmp.	Yds.	Pct.	TD	Int	LG	Rating
Gibac	547	326	4169	59.6	28	14	811	89.9
Moore	34	15	208	44.1	1	1	41	61.9
Morris	1	1	31	100.0	0	0	31	118.6
CHIEFS TOTAL	582	342	4408	58.8	29	15	811	88.5
Opp Total	549	358	3737	65.2	25	15	47	88.6

	PASS RECEIVING				
	No.	Yds.	Avg.	LG	TD
Gonzalez	93	1203	12.9	39	9
Alexander	78	1391	17.8	811	10
Richardson	58	468	8.1	24	3
Morris	48	678	14.1	47	3
Lockett	33	422	12.8	341	2
Anders	15	76	5.1	12	0
Drayton	8	70	8.8	21	2
Parker	3	41	13.7	27	0
Dunn	2	26	13.0	20	0
Bennett	2	17	8.5	13	0
Cloud	2	16	8.0	13	0
CHIEFS TOTAL	342	4408	12.9	811	29
Opp Total	358	3737	10.4	47	25

	RUSHING				
	No.	Yds.	Avg.	LG	TD
Richardson	147	697	4.7	33	3
Anders	76	331	4.4	69	2
Moraue	57	179	2.7	22	4
Gibac	30	110	3.7	22	1
Cloud	30	84	2.8	151	1
Alvander	3	45	15.0	26	0
Bennett	27	24	0.9	6	1
Moore	2	2	1.0	2	0
Parker	1	-7	-7.0	-7	0
CHIEFS TOTAL	383	1465	3.8	69	13
Opp Total	441	1822	4.1	50	13

TEAM LEADERS

Scoring: Todd Peterson	70 pts: 25 PATs, 15 FGs
INTs: James Hasty	4-53 yds., 0 TDs
Tackles: Donnie Edwards	151 (119 solo)
Sacks: Eric Hicks	14.0 (-73.0 yds.)
Punting: Todd Sauerbrun	82-3656 yds., 44.6 avg., 28 In 20, 68 LG
Punt Returns: Kevin Lockett	26-208 yds., 8.0 avg., 0 TDs
Kickoff Returns: Mike Cloud	36-779 yds., 21.6 avg., 0 TDs

HISTORY

1999 KANSAS CITY CHIEFS

Head Coach: Gunther Cunningham



TEAM STATISTICS

Preseason		Record: 2-2	
8/15	W 22-20	TENNESSEE	75,152
8/21	L 7-17	TAMPA BAY	76,292
8/26	L 6-31	at Jacksonville	56,932
9/3	W 34-27	at San Diego	46,005
Regular Season		Record: 9-7 (2nd - AFC West)	
9/12	L 17-20	at Chicago	58,381
9/19	W 26-10	DENVER	78,683
9/26	W 31-21	DETROIT	78,384
10/3	L 14-21	at San Diego	58,999
10/10	W 16-14	NEW ENGLAND	78,636
10/21	W 35-8	at Baltimore (Thur.) (N)	68,771
10/31	W 34-0	SAN DIEGO	78,473
11/7	L 17-25	at Indianapolis	56,689
11/14	L 10-17	at Tampa Bay	64,927
11/21	L 19-30	SEATTLE	78,714
11/28	W 37-34	at Oakland	48,632
12/5	W 16-10	at Denver	73,855
12/12	W 31-28	MINNESOTA	78,932
12/18	W 35-19	PITTSBURGH (Sat.)	78,697
12/26	L 14-23	at Seattle	66,332
1/2	L 38-41 OT	OAKLAND	79,026

	CHIEFS	OPP.
TOTAL FIRST DOWNS	282	281
Rushing	106	80
Passing	164	173
Penalty	10	28
3rd Down Made/Att.	96/243	65/215
3rd Down Pct.	39.5	30.2
4th Down Made/Att.	6/11	6/13
4th Down Pct.	54.5	46.2
TOTAL NET YARDS	5321	5039
Avg. Per Game	332.6	314.9
Total Plays	1049	1033
Avg. Per Play	5.1	4.9
NET YARDS RUSHING	2082	1957
Avg. Per Game	130.1	123.3
Total Rushes	521	415
NET YARDS PASSING	3239	3482
Avg. Per Game	202.4	217.6
Sacked/Yards Lost	26/170	40/286
Gross Yards	3409	3768
Attempts/Completions	502/295	578/317
Pct. of Completions	58.8	54.8
Had Intercepted	15	25
PUNTS/AVERAGE	104/40.9	98/43.5
NET PUNTING AVG.	104/35.1	98/35.4
PENALTIES/YARDS	126/982	107/787
FUMBLES/BALL LOST	2/2/9	3/1/20
TOUCHDOWNS	47	38
Rushing	14	10
Passing	22	24
Defensive/Kicking Game	9/2	1/3
TIME OF POSSESSION	30:20	29:40

SCORE BY PERIODS	1	2	3	4	OT	Total
CHIEFS TOTAL	84	105	93	108	0	390
Opp. Total	50	133	74	62	3	322

REGULAR STARTERS

OFFENSE

WR	Andre Rison
LT	Glenn Parker
LG	Dave Szott
C	Tim Grunhard
RG	Will Shields
RT	Victor Riley
TE	Tony Gonzalez
WR	Derrick Alexander
QB	Elvis Grbac
FB	Tony Richardson
RB	Bam Morris
K	Pete Stoyanovich

DEFENSE

LE	Eric Hicks
LT	Chester McGlockton
RT	Tom Barndt
RE	Leslie O'Neal
	Dan Williams
LOLB	Derrick Thomas
MLB	Marcus Patton
ROLB	Donnie Edwards
LCB	Cris Dishman
RCB	James Hasty
SS	Reggie Tongue
FS	Jerome Woods
P	Daniel Pope

PRO BOWLERS IN BOLD

AMERICAN CONFERENCE

Western Division			
W	L	T	Pct.
Seattle	9	7	0.563
Kansas City	9	7	0.563
San Diego	8	8	0.500
Oakland	8	8	0.500
Denver	6	10	0.375
Central Division			
W	L	T	Pct.
Jacksonville	14	2	0.875
Tennessee †	13	3	0.813
Baltimore	8	8	0.500
Pittsburgh	6	10	0.375
Cincinnati	4	12	0.250
Cleveland	2	14	0.125
Eastern Division			
W	L	T	Pct.
Indianapolis	13	3	0.813
Buffalo †	11	5	0.688
Miami †	9	7	0.563
N.Y. Jets	8	8	0.500
New England	8	8	0.500

NATIONAL CONFERENCE

Western Division			
W	L	T	Pct.
St. Louis	13	3	0.813
Carolina	8	8	0.500
Atlanta	5	11	0.313
San Francisco	4	12	0.250
New Orleans	3	13	0.188
Central Division			
W	L	T	Pct.
Tampa Bay	11	5	0.688
Minnesota †	10	6	0.625
Detroit †	8	8	0.500
Green Bay	8	8	0.500
Chicago	6	10	0.375
Eastern Division			
W	L	T	Pct.
Washington	10	6	0.625
Dallas †	8	8	0.500
N.Y. Giants	7	9	0.438
Arizona	6	10	0.375
Philadelphia	5	11	0.313

INDIVIDUAL STATISTICS

	PASSING						Rating	
	Att.	Cmp.	Yds.	Pct. TD	Int	LG		
Grbac	499	294	3389	58.9	22	15	86†	81.7
Moon	3	1	20	33.3	0	0	20	57.6
CHIEFS TOTAL	502	295	3409	58.8	22	15	86†	81.5
Opp. Total	578	317	3768	54.8	24	25	54	70.8

PASS RECEIVING

	No.	Yds.	Avg.	LG	TD
Gonzalez	76	849	11.2	73†	11
Alexander	54	832	15.4	86†	2
Horn	35	586	16.7	76†	6
Lockett	34	426	12.5	39†	2
Richardson	24	141	5.9	29	0
Rison	21	218	10.4	20	0
Shehee	18	136	7.6	17	0
Johnson	10	98	9.8	19	1
Bennett	10	41	4.1	12	0
Morris	7	37	5.3	9	0
Cloud	3	25	8.3	12	0
Anders	2	14	7.0	9	0
Jacoby	1	6	6.0	6	0
CHIEFS TOTAL	295	3409	11.6	86†	22
Opp. Total	317	3768	11.9	54	24

RUSHING

	No.	Yds.	Avg.	LG	TD
Bennett	161	627	3.9	44	8
Morris	120	414	3.5	24	3
Richardson	84	387	4.6	26	1
Shehee	65	236	3.7	18	1
Anders	32	181	5.7	46	0
Cloud	35	128	3.7	14	0
Alexander	2	82	41.0	82†	1
Horn	2	15	7.5	9	0
Grbac	19	10	0.5	8	0
Pope	1	0	0.0	0	0
CHIEFS TOTAL	521	2082	4.0	82†	14
Opp. Total	415	1557	3.8	45	10

TEAM LEADERS

Scoring: Pete Stoyanovich	108 pts: 45 PATs, 21 FGs
INTs: James Hasty	7-98 yds., 2 TDs
Tackles: Donnie Edwards	143 (105 solo)
Sacks: Derrick Thomas	7.0 (-65.0 yds.)
Punting: Daniel Pope	101-4218 yds., 41.8 avg., 20 in 20, 64 LG
Punt Returns: Tamarick Vanover	51-627 yds., 12.3 avg., 2 TDs
Kickoff Returns: Tamarick Vanover	44-886 yds., 20.1 avg., 0 TDs

AFC Championship: Tennessee 33, JACKSONVILLE 14
 NFC Championship: ST. LOUIS 11, Tampa Bay 6
 Super Bowl XXXIV: St. Louis 23, Tennessee 16

HISTORY

1998 KANSAS CITY CHIEFS

Head Coach: Marty Schottenheimer



Preseason		Record: 2-3	
8/1	L 24-27 OT	Green Bay (Tokyo, Japan)	42,018
8/8	W 17-13	Tampa Bay (Norman, OK)	43,657
8/15	L 0-34	at Minnesota	60,995
8/22	W 22-21	JACKSONVILLE	71,079
8/28	L 6-10	ST. LOUIS	69,501
Regular Season		Record: 7-9 (4th - AFC West)	
9/6	W 28-8	OAKLAND (N)	78,945
9/13	L 16-21	at Jacksonville	69,821
9/20	W 23-7	SAN DIEGO	73,730
9/27	W 24-21	at Philadelphia	66,675
10/4	W 17-6	SEATTLE (N)	66,418
10/11	L 10-40	at New England	59,749
10/26	L 13-20	PITTSBURGH (Mon.) (N)	79,431
11/1	L 17-20	N.Y. JETS	65,104
11/8	L 12-24	at Seattle	66,251
11/16	L 7-30	DENVER (Mon.) (N)	78,100
11/22	L 37-38	at San Diego	59,894
11/29	W 34-24	ARIZONA	69,613
12/6	L 31-35	at Denver	74,962
12/13	W 20-17	DALLAS	77,697
12/20	L 7-28	at N.Y. Giants	66,040
12/26	W 31-24	at Oakland (Sat.)	52,679

REGULAR STARTERS

OFFENSE

WR	Andre Rison
LT	Jeff Criswell
LG	Glenn Parker
C	Tim Grunhard
RG	Will Shields
RT	Victor Riley
TE	Tony Gonzalez
WR	Derrick Alexander
QB	Elvis Grbac
	Rich Gannon
FB	Kimble Anders
RB	Donnell Bennett
K	Pete Stoyanovich

DEFENSE

LE	John Browning
NT	Tom Barndt
RE	Chester McGlockton
FALC	Derrick Thomas
	Leslie O'Neal
ILB	Wayne Simmons
MLB	Donnie Edwards
RLB	Anthony Davis
LCB	Dale Carter
RCB	James Hasty
SSB	Reggie Tongue
FS	Jerome Woods
P	Louie Aguiar

PRO BOWLERS IN BOLD

AMERICAN CONFERENCE

Western Division

	W	L	T	Pct.
Denver	14	2	0	.875
Oakland	8	8	0	.500
Seattle	8	8	0	.500
Kansas City	7	9	0	.438
San Diego	5	11	0	.313

Central Division

	W	L	T	Pct.
Jacksonville	11	5	0	.688
Tennessee	8	8	0	.500
Pittsburgh	7	9	0	.438
Baltimore	6	10	0	.375
Cincinnati	3	13	0	.188

Eastern Division

	W	L	T	Pct.
N.Y. Jets	12	4	0	.750
Buffalo †	10	6	0	.625
Miami †	10	6	0	.625
New England †	9	7	0	.563
Indianapolis	3	13	0	.188

NATIONAL CONFERENCE

Western Division

	W	L	T	Pct.
Atlanta	14	2	0	.875
San Francisco †	12	4	0	.750
New Orleans	6	10	0	.375
Carolina	4	12	0	.250
St. Louis	4	12	0	.250

Central Division

	W	L	T	Pct.
Minnesota	15	1	0	.938
Green Bay †	11	5	0	.688
Tampa Bay	8	8	0	.500
Detroit	5	11	0	.313
Chicago	4	12	0	.250

Eastern Division

	W	L	T	Pct.
Dallas	10	6	0	.625
Arizona †	9	7	0	.563
N.Y. Giants	8	8	0	.500
Washington	6	10	0	.375
Philadelphia	3	13	0	.188

AFC Championship: DENVER 23, N.Y. Jets 10
 NFC Championship: Atlanta 30, MINNESOTA 27
 Super Bowl XXXIII: Denver 34, Atlanta 19

TEAM STATISTICS

	CHIEFS	OPP.				
TOTAL FIRST DOWNS	289	321				
Rushing	103	119				
Passing	153	146				
Penalty	33	56				
3rd Down Made/Att.	70/220	69/204				
3rd Down Pct.	31.8	33.8				
4th Down Made/Att.	13/25	6/12				
4th Down Pct.	52.0	50.0				
TOTAL NET YARDS	4808	4854				
Avg. Per Game	300.5	303.4				
Total Plays	1012	1010				
Avg. Per Play	4.8	4.8				
NET YARDS RUSHING	1548	1869				
Avg. Per Game	96.8	115.8				
Total Rushes	433	491				
NET YARDS PASSING	3260	2985				
Avg. Per Game	203.8	186.5				
Sacked/Yards Lost	36/212	40/268				
Gross Yards	3472	3253				
Attempts/Completions	543/305	479/259				
Pct. of Completions	56.2	54.1				
Had Intercepted	18	13				
PUNTS/AVERAGE	77/42.3	77/42.2				
NET PUNTING YARDS	7734.3	7736.0				
PENALTIES/YARDS	158/1304	138/1292				
FUMBLES/BALL LOST	35/14	35/20				
TOUCHDOWNS	35	44				
Rushing	19	22				
Passing	15	17				
Defensive/Kicking Game	1/0	3/2				
TIME OF POSSESSION	29:53	30:07				
SCORE BY PERIODS	1	2	3	4	OT	Total
CHIEFS TOTAL	77	67	105	78	0	327
Opp. Total	101	100	65	97	0	363

INDIVIDUAL STATISTICS

	PASSING						Rating
	Att.	Cmp.	Yds.	Pct.	Int	LG	
Gannon	354	206	2305	58.2	10	6	80.1
Grbac	188	98	1142	52.1	5	12	65.1
Hughes	1	1	25	100.0	0	25	118.8
CHIEFS TOTAL	543	305	3472	56.2	15	18	70.9
Opp. Total	479	259	3253	54.1	17	13	75.0

	PASS RECEIVING						TD
	No.	Yds.	Avg.	LG	TD		
Anders	64	462	7.2	29	2		
Gonzalez	59	621	10.5	32	2		
Alexander	54	992	18.4	65	4		
Rison	40	542	13.6	80	5		
Lockett	19	281	14.8	38	0		
Bennett	16	91	5.7	14	1		
Horn	14	198	14.1	57	1		
Popson	13	90	6.9	17	0		
Morris	12	95	7.9	29	0		
Shehe	10	73	7.3	14	0		
Richardson	2	13	6.5	15	0		
Hughes	1	10	10.0	10	0		
Shields	1	4	4.0	4	0		
CHIEFS TOTAL	305	3472	11.4	80†	15		
Opp. Total	259	3253	12.6	58	17		

	RUSHING						TD
	No.	Yds.	Avg.	LG	TD		
Bennett	148	527	3.6	26	5		
Morris	129	481	3.7	38	8		
Anders	58	230	4.0	20	1		
Gannon	44	168	3.8	21	3		
Shehe	22	57	2.6	10	0		
Richardson	20	45	2.3	6	2		
Grbac	7	27	3.9	10	0		
Rison	2	12	6.0	11	0		
Vanover	2	1	0.5	2	0		
Horn	1	0	0.0	0	0		
CHIEFS TOTAL	433	1548	3.6	38	19		
Opp. Total	491	1869	3.8	72†	22		

TEAM LEADERS

Scoring: Pete Stoyanovich	115 pts: 34 PATs, 27 FGs
INTs: James Hasty	4-42 yds., 0 TDs
Tackles: Donnie Edwards	151 (97 solo)
Sacks: Derrick Thomas	12.0 (-79.0 yds.)
Punting: Louie Aguiar	75-3226 yds., 43.0 avg., 20 in 20, 59 LG
Punt Returns: Tamarick Vanover	27-264 yds., 9.8 avg., 0 TDs
Kickoff Returns: Tamarick Vanover	41-956 yds., 23.3 avg., 0 TDs

HISTORY

1997 KANSAS CITY CHIEFS

Head Coach: Marty Schottenheimer

13-3

Preseason		Record: 1-3
8/2 L	14-28	PITTSBURGH 72,726
8/9 L	7-26	at New Orleans 55,211
8/14 W	30-10	CAROLINA 76,972
8/22 L	13-14	at St. Louis 63,936

Regular Season		Record: 13-3 (1st - AFC West)
8/31 L	3-19	at Denver 75,600
9/8 W	28-27	at Oakland (Mon.) (N) 61,523
9/14 W	22-16	BUFFALO 78,169
9/21 W	35-14	at Carolina 67,402
9/28 W	20-17 OT	SEATTLE 77,877
10/5 L	14-17	at Miami 71,794
10/16 W	31-3	SAN DIEGO (Thur.) (N) 77,196
10/26 W	28-20	at St. Louis 64,864
11/3 W	13-10	PITTSBURGH (Mon.) (N) 78,301
11/9 L	10-24	at Jacksonville 70,444
11/16 W	24-22	DENVER 77,963
11/23 W	19-14	at Seattle 66,264
11/30 W	44-9	SAN FRANCISCO 77,535
12/7 W	30-0	OAKLAND 76,379
12/14 W	29-7	at San Diego 54,594
12/21 W	25-13	NEW ORLEANS 66,772

AFC Divisional Playoff Game		
1/4 L	10-14	DENVER 76,965

TEAM STATISTICS

	CHIEFS	OPP
TOTAL FIRST DOWNS	315	278
Rushing	129	94
Passing	163	158
Penalty	23	26
3rd Down: Made/Att.	93/225	65/206
3rd Down Pct.	41.3	31.5
4th Down: Made/Att.	31.3	30.8
4th Down Pct.	5.64	4.80
TOTAL NET YARDS	316.5	305.0
Avg. Per Game	105.4	97.4
Total Plays	4.8	5.0
Avg. Per Play	21.71	16.21
NET YARDS RUSHING	135.7	101.3
Avg. Per Game	45.2	33.8
Total Rushes	529	413
Avg. Per Play	4.1	3.9
NET YARDS PASSING	2893	3259
Avg. Per Game	180.8	203.7
Sacked/Yards Lost	32/236	54/359
Gross Yards	3129	3618
Attempts/Completions	493/281	507/271
Pct. of Completions	57.0	53.5
Had Intercepted	10	21
PUNTS/AVERAGE	83/42.0	84/41.3
Net Punting Avg.	38.0	33.9
PENALTIES/YARDS	121/1035	113/977
FUMBLES/LOST	21/10	30/13
TOUCHDOWNS	42	23
Rushing	15	6
Passing	20	6
Defensive/Kickoff Game	5/2	0/0
TIME OF POSSESSION	31:16	28:44

SCORE BY PERIODS	1	2	3	4	OT	Total
CHIEFS TOTAL	63	149	59	101	3	375
Opp. Total	61	80	47	44	0	232

REGULAR STARTERS

OFFENSE		DEFENSE	
WR	Andre Rison	LT	Vaughn Booker
LT	Jeff Criswell	RT	Joe Phillips
LG	Dave Szott	RE	John Browning
C	Tim Grunhard	LOLB	Derrick Thomas
RG	Will Shields	ILB	Terry Wooden
RT	Glenn Parker	Wayne Simmons	
TE	Ted Popson	MLB	Donnie Edwards
WR	Lake Dawson	ROLB	Anthony Davis
QB	Elvis Grbac	LCB	Dale Carter
RB	Kimble Anders	RCB	Jimmie Hasty
RB	Greg Hill	SS	Reggie Tongue
K	Pete Stoyanovich	FS	Jerome Woods
		P	Louie Aguiar

PRO BOWLERS IN BOLD

INDIVIDUAL STATISTICS

	PASSING					Int	LG	Rating
	Att	Cmp.	Yds.	Pct.	TD			
Grbac	314	179	1943	57.6	11	6	551	79.1
Gannon	175	98	1144	56.0	7	4	47	73.8
Tolliver	1	1	-8	100.0	0	0	-6	79.2
Allen	2	2	15	100.0	2	0	14	137.5
Aguiar	1	1	35	100.0	0	0	35	118.8
CHIEFS TOTAL	493	281	3129	57.0	20	10	551	81.1
Opp. Total	507	271	3618	53.5	15	21	78	69.0

	PASS RECEIVING					LG	TD
	No.	Yds.	Avg.	LG	TD		
Rison	72	1092	15.2	45	7		
Anders	59	453	7.7	551	2		
Popson	35	320	9.1	21	2		
Gonzalez	33	368	11.2	30	2		
Dawson	21	273	13.0	27	2		
Hill	12	126	10.5	39	0		
Allen	11	86	7.8	18	0		
Vanover	7	92	13.1	42	0		
Hughes	7	65	9.3	141	2		
Bennett	7	5	0.7	4	0		
Perriman	6	83	13.8	27	0		
Walker	5	60	12.0	22	0		
Richardson	3	6	2.0	31	3		
Horn	2	65	32.5	47	0		
Lockett	1	35	35.0	35	0		
CHIEFS TOTAL	281	3129	11.1	551	20		
Opp. Total	271	3618	13.4	78	15		

	RUSHING				
	No.	Yds.	Avg.	LG	TD
Hill	157	550	3.5	38	0
Allen	124	505	4.1	30	11
Anders	79	397	5.0	43	0
Bennett	94	369	3.9	14	1
Grbac	30	168	5.6	20	1
Gannon	33	109	3.3	13	0
Vanover	5	50	10.0	17	2
Aguiar	2	11	5.5	6	0
Richardson	2	11	5.5	6	0
Tolliver	2	-1	-0.5	0	0
Rison	1	2	2.0	2	0
CHIEFS TOTAL	529	2171	4.1	43	15
Opp. Total	413	1621	3.9	45	8

TEAM LEADERS

Scoring: Pete Stoyanovich 113 pts: 35 PATs, 26 FGs
 INTs: Mark McMillan 8-274 yds, 3 TDs
 Tackles: Reggie Tongue 142 (91 solo)
 Sacks: Dan Williams 10.5 (5.7 solo)
 Punting: Louie Aguiar 82-3465 yds, 42.3 avg, 28 in 20, 65 LG
 Punt Returns: Tamarick Vanover 35-383 yds, 10.9 avg, 1 TD
 Kickoff Returns: Tamarick Vanover 51-1308 yds, 25.6 avg, 1 TD

HISTORY

AMERICAN CONFERENCE

Western Division				
	W	L	T	Pct.
Kansas City	13	3	0	.813
Denver †	12	4	0	.750
Seattle	8	8	0	.500
Oakland	4	12	0	.250
San Diego	4	12	0	.250

Central Division				
	W	L	T	Pct.
Pittsburgh	11	5	0	.688
Jacksonville †	11	5	0	.688
Tennessee	8	8	0	.500
Cincinnati	7	9	0	.438
Baltimore	6	9	1	.406

Eastern Division				
	W	L	T	Pct.
New England	10	6	0	.625
Miami †	9	7	0	.563
N.Y. Jets	9	7	0	.563
Buffalo	6	10	0	.375
Indianapolis	3	13	0	.188

NATIONAL CONFERENCE

Western Division				
	W	L	T	Pct.
San Francisco	13	3	0	.813
Atlanta	7	9	0	.438
Carolina	7	9	0	.438
New Orleans	6	10	0	.375
St. Louis	5	11	0	.313

Central Division				
	W	L	T	Pct.
Green Bay	13	3	0	.813
Tampa Bay †	10	6	0	.625
Detroit †	9	7	0	.563
Minnesota †	9	7	0	.563
Chicago	4	12	0	.250

Eastern Division				
	W	L	T	Pct.
N.Y. Giants	10	5	1	.656
Washington	8	7	1	.531
Philadelphia	6	9	1	.406
Dallas	6	10	0	.375
Arizona	4	12	0	.250

AFC Championship: Denver 24, PITTSBURGH 21
 NFC Championship: Green Bay 23, SAN FRANCISCO 10
 Super Bowl XXXII: Denver 31, Green Bay 24

1996 KANSAS CITY CHIEFS

Head Coach: Marty Schottenheimer

97

Preseason		Record: 3-1	
8/5	W 32-6	Dallas (Mon.) (Monterrey, Mexico)	45,128
8/10	W 42-6	NEW ORLEANS	65,710
8/17	L 30-34	ST. LOUIS	72,191
8/22	W 14-10	at Chicago	51,111
Regular Season		Record: 9-7 (2nd - AFC West)	
9/1	W 20-19	at Houston	27,725
9/8	W 19-3	OAKLAND	79,281
9/15	W 35-17	at Seattle	39,790
9/22	W 17-14	DENVER	79,439
9/29	L 19-22	at San Diego	59,384
10/7	L 7-17	PITTSBURGH (Mon.) (N)	79,189
10/17	W 34-16	SEATTLE (Thur.) (N)	76,057
10/27	L 7-34	at Denver	75,652
11/3	W 21-6	at Minnesota	59,552
11/10	W 27-20	GREEN BAY	79,281
11/17	W 14-10	CHICAGO	76,762
11/24	L 14-28	SAN DIEGO	69,472
11/28	W 28-24	at Detroit (Thur.) (Thanksgiving)	75,079
12/9	L 7-26	at Oakland (Mon.) (N)	57,082
12/15	L 19-24	INDIANAPOLIS	71,136
12/22	L 9-20	at Buffalo	68,671

TEAM STATISTICS

	CHIEFS	OPP.				
TOTAL FIRST DOWNS	312	296				
Rushing	111	84				
Passing	166	188				
Penalty	33	29				
3rd Down Made/Att.	77/121	92/119				
3rd Down Pct.	64.8	42.2				
4th Down Made/Att.	8/17	3/10				
4th Down Pct.	47.1	30.0				
TOTAL NET YARDS	4899	5204				
Avg. Per Game	306.2	325.3				
Total Plays	1045	1008				
Avg. Per Play	4.7	5.2				
NET YARDS RUSHING	2009	1666				
Avg. Per Game	125.6	104.1				
Total Rushes	488	441				
Avg. Per Play	4.1	3.8				
NET YARDS PASSING	2890	3538				
Avg. Per Game	180.6	221.1				
Sacked/Yards Lost	27/205	31/193				
Gross Yards	3083	3731				
Attempts/Completions	530/290	536/289				
Completion Pct.	54.7	53.9				
Had Intercepted	14	17				
PUNTS/AVERAGE	88/41.7	71/41.8				
Net Punting Avg.	33.8	36.2				
PENALTIES/YARDS	122/901	103/676				
FUMBLE/LOST	17/10	23/10				
TOUCHDOWNS	32	35				
Rushing	15	11				
Passing	18	19				
Defensive/Kicking Game	1/1	1/1				
TIME OF POSSESSION	30:39	29:21				
SCORE BY PERIODS	1	2	3	4	OT	Total
CHIEFS TOTAL	61	108	38	90	0	297
Opp. Total	81	76	72	71	0	330

REGULAR STARTERS

OFFENSE		DEFENSE	
WR	Chris Penn	LE	Neil Smith
LT	John Alt	LT	Joe Phillips
LG	Dave Szott	RT	Dan Saleaumua
C	Tim Grunhard	RE	Vaughn Booker
RG	Will Shields	LOLB	Derrick Thomas
RT	Ricky Siglar	MLB	Tracy Simien
TE	Derrick Walker	ROLB	Anthony Davis
WR	Sean LaChapelle	LCB	Dale Carter
	Tamarick Vanover	RCB	James Hasty
QB	Steve Bono	SS	Brian Washington
FB	Kimble Anders	FS	Mark Collins
RB	Marcus Allen	P	Louie Aguilar
K	Pete Stoyanovich		

PRO BOWLERS IN BOLD

INDIVIDUAL STATISTICS

	PASSING							
	Att.	Cmp.	Yds.	Pct.	TD	Int.	LG	Rating
Bono	438	235	2572	53.7	12	13	69	65.0
Gannon	90	54	491	60.0	6	1	25	92.4
Allen	1	0	0	0.0	0	0	0	39.6
Hughes	1	1	30	100.0	0	0	30	116.8
CHIEFS TOTAL	530	290	3093	54.7	18	14	69	72.3
Opp. Total	536	289	3731	53.9	19	17	55	74.6
	PASS RECEIVING							
	No.	Yds.	Avg.	LG	TD			
Anders	60	529	8.8	45	2			
Penn	49	628	12.8	22	5			
LaChapelle	27	422	15.6	69	2			
Allen	27	270	10.0	59	0			
Vanover	21	241	11.5	24	1			
McNair	21	181	8.6	29	1			
Johnson	18	189	10.5	26	1			
Hughes	17	167	9.8	26	1			
Cash	14	80	5.7	20	0			
Walker	9	73	8.1	24	1			
Bennett	8	21	2.6	10	0			
Carter	6	89	14.8	46	1			
Dawson	5	83	16.6	25	1			
Hill	3	60	20.0	34	1			
Horn	2	30	15.0	21	0			
Richardson	2	18	9.0	17	1			
Boiley	1	12	12.0	12	0			
CHIEFS TOTAL	290	3093	10.7	69	18			
Opp. Total	289	3731	12.9	55	19			
	RUSHING							
	No.	Yds.	Avg.	LG	TD			
Allen	205	830	4.0	35	9			
Hill	135	645	4.8	28	4			
Anders	54	201	3.7	15	2			
Bannett	36	166	4.6	34	0			
Gannon	12	81	6.8	19	0			
McNair	9	32	3.6	9	0			
Bono	26	27	1.0	17	0			
Richardson	4	10	2.5	4	0			
Horn	1	8	8.0	8	0			
Vanover	4	6	1.5	6	0			
Carter	1	3	3.0	3	0			
CHIEFS TOTAL	488	2009	4.1	35	15			
Opp. Total	441	1666	3.8	65	11			

TEAM LEADERS

Scoring: Pete Stoyanovich	85 pts: 34 PAT's, 17 FG's
INT's: Mark Collins	6-45 yds., 0 TD's
Tackles: Mark Collins	119 (94 solo)
Sacks: Derrick Thomas	13.0 (10.0 yds.)
Punting: Louie Aguilar	88-3667 yds., 41.7 avg., 25 In 20, 68 LG
Punt Returns: Tamarick Vanover	17-116 yds., 6.8 avg., 0 TD's
Kickoff Returns: Tamarick Vanover	33-854 yds., 25.9 avg., 1 TD

AMERICAN CONFERENCE

Western Division

	W	L	T	Pct.
Denver	13	3	0	.813
Kansas City	9	7	0	.563
San Diego	8	8	0	.500
Oakland	7	9	0	.438
Seattle	7	9	0	.438

Central Division

	W	L	T	Pct.
Pittsburgh	10	6	0	.625
Jacksonville †	9	7	0	.563
Cincinnati	8	8	0	.500
Houston	8	8	0	.500
Baltimore	4	12	0	.250

Eastern Division

	W	L	T	Pct.
New England	11	5	0	.688
Buffalo †	10	6	0	.625
Indianapolis †	9	7	0	.563
Miami	8	8	0	.500
N.Y. Jets	1	15	0	.063

NATIONAL CONFERENCE

Western Division

	W	L	T	Pct.
Carolina	12	4	0	.750
San Francisco †	12	4	0	.750
St. Louis	6	10	0	.375
Atlanta	3	13	0	.188
New Orleans	3	13	0	.188

Central Division

	W	L	T	Pct.
Green Bay	13	3	0	.813
Minnesota †	9	7	0	.563
Chicago	7	9	0	.438
Tampa Bay	6	10	0	.375
Detroit	5	11	0	.313

Eastern Division

	W	L	T	Pct.
Dallas	10	6	0	.625
Philadelphia †	10	6	0	.625
Washington	9	7	0	.563
Arizona	7	9	0	.438
N.Y. Giants	6	10	0	.375

AFC Championship: NEW ENGLAND 20, Jacksonville 6
 NFC Championship: GREEN BAY 30, Carolina 13
 Super Bowl XXXI: Green Bay 35, New England 21

1995 KANSAS CITY CHIEFS

Head Coach: **Marty Schottenheimer**

13-3

Preseason

Record: 3-1

8/5	W	37-21	WASHINGTON	70,807
8/11	L	17-22	at Arizona	37,622
8/19	W	36-10	BUFFALO	76,299
8/26	W	17-13	at Minnesota	39,349

Regular Season

Record: 13-3 (1st - AFC West)

9/3	W	34-10	at Seattle	54,062
9/10	W	20-17 OT	N.Y. GIANTS	77,962
9/17	W	23-17 OT	OAKLAND	78,696
9/24	L	17-35	at Cleveland	74,280
10/1	W	24-3	at Arizona	50,211
10/9	W	29-23 OT	SAN DIEGO (Mon.) (N)	79,288
10/15	W	31-26	NEW ENGLAND	77,992
10/22	W	21-7	at Denver	71,044
11/5	W	24-3	WASHINGTON	77,821
11/12	W	22-7	at San Diego	59,285
11/19	W	20-13	HOUSTON (N)	77,576
11/23	L	12-24	at Dallas (Thur.) (Thanksgiving)	64,901
12/3	W	29-23	at Oakland	53,930
12/11	L	6-13	at Miami (Mon.) (N)	70,321
12/17	W	20-17	DENVER	75,061
12/24	W	26-3	SEATTLE	75,784

AFC Divisional Playoff Game

1/7	L	7-10	INDIANAPOLIS	77,594
-----	---	------	--------------	--------

TEAM STATISTICS

	CHIEFS	OPP.
TOTAL FIRST DOWNS	295	289
Rushing	113	83
Passing	164	178
Penalty	18	28
3rd Down: Made/Att.	82/231	78/229
3rd Down Pct.	35.5	34.1
4th Down: Made/Att.	15/22	7/18
4th Down Pct.	68.2	38.9
TOTAL NET YARDS	5242	4549
Avg. Per Game	327.6	284.3
Total Plays	1059	1047
Avg. Per Play	4.9	4.3
NET YARDS RUSHING	2222	1327
Avg. Per Game	138.9	82.9
Total Rushes	507	507
Avg. Per Play	4.4	4.3
NET YARDS PASSING	3020	3222
Avg. Per Game	188.8	201.4
Sacked/Yards Lost	21/158	47/347
Gross Yards	317.8	358.9
Attempts/Completions	531/300	596/329
Pct. of Completions	56.5	55.2
Had Intercepted	10	16
PUNTS/AVERAGE	91/43.8	102/41.8
Net Punting Avg.	36.5	35.1
PENALTIES/YARDS	116/851	106/828
FUMBLES/LOST	17/11	35/17
TOUCHDOWNS	42	26
Rushing	14	7
Passing	21	15
Defensive/Kicking Game	4/3	5/0
TIME OF POSSESSION	31:08	28:52

SCORE BY PERIODS

	1	2	3	4	OT	Total
CHIEFS TOTAL	70	120	56	97	15	358
Opp. Total	63	59	29	85	0	236

REGULAR STARTERS

OFFENSE		DEFENSE	
WR	Lake Dawson	LE	Neil Smith
	Webster Slaughter	LT	Joe Phillips
LT	John Alt	RT	Dan Saleaumua
LG	Dave Scott	RE	Vaughn Booker
C	Tim Grunhard		Darren Mickell
RG	Will Shields	LOLB	George Jamison
RT	Ricky Siglar	MLB	Tracy Simien
	Jeff Criswell	ROLB	Derrick Thomas
TE	Keith Cash	LCB	Dale Carter
	Derrick Walker	RCB	James Hasty
WR	Willie Davis	SS	Brian Washington
QB	Steve Bono	FS	Mark Collins
FB	Kimble Anders	P	Louie Aguiar
RB	Marcus Allen		
K	Lin Elliott		

PRO BOWLERS IN BOLD

INDIVIDUAL STATISTICS

	PASSING							
	Att.	Comp.	Yds.	Pct.	TD	Int.	LG	Rating
Bono	520	293	3121	56.3	21	10	60'	79.5
Gannon	11	7	57	63.6	0	1	18	76.7
CHIEFS TOTAL	531	300	3178	56.5	21	10	60'	79.4
Opp. Total	596	329	3569	55.2	16	49	70.8	

	PASS RECEIVING					
	No.	Yds.	Avg.	LG	TD	Rating
Anders	55	349	6.3	28	1	
Cash	42	419	10.0	38	1	
Dawson	40	513	12.8	45	5	
Slaughter	34	514	15.1	38	4	
W. Davis	33	527	16.0	60'	5	
Allen	27	210	7.8	20	0	
Walker	25	205	8.2	18	1	
Hughes	14	103	7.4	16	1	
Vanover	11	231	21.0	57	2	
Thompson	9	37	4.1	7	0	
Hill	7	45	6.4	13	0	
Bennett	1	12	12.0	12	0	
Penn.	1	12	12.0	12	0	
Valerio	1	1	1.0	11	1	
CHIEFS TOTAL	300	3178	10.6	60'	21	
Opp. Total	29	3569	10.6	49	16	

	RUSHING					
	No.	Yds.	Avg.	LG	TD	Rating
Allen	207	890	4.3	38	5	
Hill	155	667	4.3	27	1	
Anders	56	398	7.0	44	2	
Bono	28	113	4.0	78'	5	
Thompson	28	73	2.6	10	0	
Vanover	6	31	5.2	13	0	
Gannon	6	25	3.1	12'	1	
Richardson	8	18	2.3	5	0	
Bennett	7	11	1.6	11	0	
Hughes	1	5	5.0	5	0	
Dawson	1	-9	-9.0	-9	0	
CHIEFS TOTAL	507	2222	4.4	76'	14	
Opp. Total	404	1327	3.3	27	7	

TEAM LEADERS

Scoring:	Lin Elliott	106	pts: 34	PATs: 24	FGs
INTs:	Dale Carter	4-45	yds. 0	TDs	
Tackles:	Tracy Simien	106	(75 solo)		
Sacks:	Neil Smith	12.0	(-82.0 yds.)		
Punting:	Louie Aguiar	91-3990	yds. 43.8	avg. 29	in 20, 65 LG
Punt Returns:	Tamarick Vanover	51-540	yds. 10.6	avg. 1	TD
Kickoff Returns:	Tamarick Vanover	43-1095	yds. 25.5	avg. 2	TDs

HISTORY

AMERICAN CONFERENCE

Western Division				
	W	L	T	Pct.
Kansas City	13	3	0	81.3
San Diego †	9	7	0	56.3
Denver	8	8	0	50.0
Seattle	8	8	0	50.0
Oakland	6	8	0	50.0
Central Division				
	W	L	T	Pct.
Pittsburgh	11	5	0	68.9
Cincinnati	7	9	0	43.8
Houston	7	9	0	43.8
Cleveland	5	11	0	31.3
Jacksonville	4	12	0	25.0
Eastern Division				
	W	L	T	Pct.
Buffalo	10	6	0	62.5
Indianapolis †	9	7	0	56.3
Miami †	9	7	0	56.3
New England	6	10	0	37.5
N.Y. Jets	3	13	0	18.8

NATIONAL CONFERENCE

Western Division				
	W	L	T	Pct.
San Francisco	11	5	0	68.9
Atlanta †	9	7	0	56.3
St. Louis	7	9	0	43.8
Carolina	7	9	0	43.8
New Orleans	7	9	0	43.8
Central Division				
	W	L	T	Pct.
Green Bay	11	5	0	68.9
Detroit †	10	6	0	62.5
Chicago	9	7	0	56.3
Minnesota	8	8	0	50.0
Tampa Bay	7	9	0	43.8
Eastern Division				
	W	L	T	Pct.
Dallas	12	4	0	75.0
Philadelphia †	10	6	0	61.5
Washington	6	10	0	37.5
N.Y. Giants	5	11	0	31.3
Arizona	4	12	0	25.0

AFC Championship: PITTSBURGH 20, Indianapolis 16
 NFC Championship: DALLAS 38, Green Bay 27
 Super Bowl XXX: Dallas 27, Pittsburgh 17

1994 KANSAS CITY CHIEFS

Head Coach: Marty Schottenheimer

9-7

Preseason		Record: 2-3	
7/31 W 24-17	HOUSTON	70,732	
8/7 L 9-17	Minnesota (Tokyo, Japan)	49,555	
8/12 W 17-14	at Washington	40,778	
8/22 L 18-21	CHICAGO	75,114	
8/26 L 3-24	at Buffalo	46,166	
Regular Season		Record: 9-7 (2nd - AFC West)	
9/4 W 30-17	at New Orleans	69,362	
9/11 W 24-17	SAN FRANCISCO	79,907	
9/18 W 30-10	at Atlanta (N)	67,357	
9/25 L 0-16	L.A. RAMS	78,184	
10/9 L 6-20	at San Diego	62,923	
10/17 W 31-28	at Denver (Mon.) (N)	75,151	
10/23 W 38-23	SEATTLE	78,847	
10/30 L 10-44	at Buffalo	79,501	
11/6 W 13-3	L.A. RAIDERS (N)	78,709	
11/13 L 13-14	SAN DIEGO	78,997	
11/20 W 20-13	CLEVELAND	69,121	
11/27 L 9-10	at Seattle	54,120	
12/4 L 17-20 OT	DENVER	77,831	
12/12 L 28-45	at Miami (Mon.) (N)	71,578	
12/18 W 31-9	HOUSTON	74,474	
12/24 W 19-9	at L.A. Raiders (Sat.)	64,130	
AFC First Round Playoff Game			
12/31 L 17-27	at Miami (Sat.)	67,487	

TEAM STATISTICS

	CHIEFS	OPP.				
TOTAL FIRST DOWNS	322	289				
Rushing	97	93				
Passing	211	164				
Penalty	14	32				
3rd Down: Made/Att.	94/238	80/212				
3rd Down Pct.	39.5	37.7				
4th Down: Made/Att.	12/23	8/14				
4th Down Pct.	52.2	57.1				
TOTAL NET YARDS	5692	5000				
Avg. Per Game	355.6	312.5				
Total Plays	1098	989				
Avg. Per Play	5.2	5.1				
NET YARDS RUSHING	1732	1734				
Avg. Per Game	108.3	108.4				
Total Rushes	464	446				
Avg. Per Play	3.7	3.9				
NET YARDS PASSING	3960	3266				
Avg. Per Game	247.5	204.1				
Sacked/Yards Lost	19/132	39/234				
Gross Yards	4092	3500				
Attempts/Completions	615/366	504/300				
Pct. of Completions	59.5	59.5				
Had Intercepted	14	12				
PUNTS/AVERAGE	85/42.1	85/45.0				
Net Punting Avg.	34.5	38.9				
PENALTIES/YARDS	127/911	119/925				
FUMBLES/LOST	21/12	36/26				
TOUCHDOWNS	34	35				
Rushing	12	11				
Passing	20	23				
Defensive/Kicking Game	1/1	1/0				
TIME OF POSSESSION	30:55	29:05				
SCORE BY PERIODS						
	1	2	3	4	OT	Total
CHIEFS TOTAL	52	92	79	96	0	319
Opp. Total	40	84	72	99	3	296

REGULAR STARTERS

OFFENSE		DEFENSE	
WR J.J. Birden	LE Neil Smith	LT John Alt	LT Joe Phillips
LG Dave Scott	RT Dan Saleaumua	RB Will Shields	RE Darren Mickell
C Tim Grunhard	LOLB Derrick Thomas	RT Ricky Shields	MLB Tracy Simien
RT Ricky Siglar	ROLB George Jamison	Derrick Graham	LCB Mark Collins
TE Keith Cash	RCB Dale Carter	Derrick Walker	SS David Whitmore
WR Willie Davis	FS William White	QB Joe Montana	P Louie Aguiar
FB Kimble Anders		RB Marcus Allen	
RB Marcus Allen		K Lin Elliott	

PRO BOWLERS IN BOLD

INDIVIDUAL STATISTICS

	PASSING									
	Att.	Cmp.	Yds.	Pct.	TD	Int.	LG	Rating		
Montana	493	299	3283	60.6	16	9	57	83.6		
Bono	117	66	796	56.4	4	4	62	74.6		
Blundin	5	1	13	20.0	0	1	13	0.0		
CHIEFS TOTAL	615	366	4092	59.5	20	14	62	80.8		
Opp. Total	504	300	3500	59.5	23	12	72	85.9		
	PASS RECEIVING					LG	TD			
	No.	Yds.	Avg.	LG	TD					
Anders	67	525	7.8	30	1					
W. Davis	51	822	16.1	62	5					
Birden	48	637	13.3	44	4					
Allen	42	349	8.3	38	0					
Dawson	37	537	14.5	50	2					
D. Walker	36	382	10.6	57	2					
Marin	21	307	14.6	61	1					
Cash	19	192	10.1	31	2					
Hill	16	92	5.8	21	0					
Hughes	7	30	11.4	22	0					
Bennett	7	53	7.6	15	0					
Greene	6	69	11.5	20	1					
Penn	3	24	8.0	13	0					
Dickerson	2	11	5.5	6	0					
Johnson	2	7	3.5	5	0					
Valerio	2	5	2.5	4	2					
CHIEFS TOTAL	366	4092	11.2	62	20					
Opp. Total	300	3500	11.7	72	23					
	RUSHING					LG	TD			
	No.	Yds.	Avg.	LG	TD					
Allen	189	709	3.8	36	7					
Hill	141	574	4.1	20	1					
Anders	62	231	3.7	19	2					
Bennett	46	178	3.9	17	2					
Dawson	3	24	8.0	13	0					
Montana	18	17	0.9	13	0					
Dickerson	1	0	0.0	0	0					
Bono	4	-1	-0.2	2	0					
CHIEFS TOTAL	464	1732	3.7	36	12					
Opp. Total	446	1734	3.9	60	11					

TEAM LEADERS

Scoring: Lin Elliott	105 pts: 30 PATS, 25 FGs
INTs: Charles Mincy	3-49 yds, 0 TDs
Tackles: Tracy Simien	99 (65 solo)
Sacks: Neil Smith	11.5 (-69.0 yds.)
Punting: Louie Aguiar	85-3582 yds., 42.1 avg., 15 in 20, 61 LG
Punt Returns: Danan Hughes	27-192 yds., 7.1 avg., 0 TDs
Kickoff Returns: Ron Dickerson	21-472 yds., 22.5 avg., 1 TD

AMERICAN CONFERENCE

	Western Division			
	W	L	T	Pct.
San Diego	11	5	0	.699
Kansas City †	9	7	0	.563
L.A. Raiders	9	7	0	.563
Denver	7	9	0	.438
Seattle	6	10	0	.375
Central Division				
	W	L	T	Pct.
Pittsburgh	12	4	0	.750
Cleveland †	11	5	0	.688
Cincinnati	3	13	0	.188
Houston	2	14	0	.125
Eastern Division				
	W	L	T	Pct.
Miami	10	6	0	.625
New England †	10	6	0	.625
Indianapolis	8	8	0	.500
Buffalo	7	9	0	.438
N.Y. Jets	6	10	0	.375

NATIONAL CONFERENCE

	Western Division			
	W	L	T	Pct.
San Francisco	13	3	0	.813
New Orleans	7	9	0	.438
Atlanta	7	9	0	.438
L.A. Rams	4	12	0	.250
Central Division				
	W	L	T	Pct.
Minnesota	10	6	0	.625
Green Bay †	9	7	0	.563
Detroit †	9	7	0	.563
Chicago †	9	7	0	.563
Tampa Bay	6	10	0	.375
Eastern Division				
	W	L	T	Pct.
Dallas	12	4	0	.750
N.Y. Giants	9	7	0	.563
Arizona	8	8	0	.500
Philadelphia	7	9	0	.438
Washington	3	13	0	.188

AFC Championship: San Diego 17, PITTSBURGH 13
 AFC Championship: SAN FRANCISCO 38, Dallas 28
 Super Bowl XXIX: San Francisco 49, San Diego 26

HISTORY

1993 KANSAS CITY CHIEFS

Head Coach: Marty Schottenheimer



Preseason

Record: 3-1

8/7	W	29-21	at Green Bay (Milwaukee, WI)	51,655
8/12	L	7-30	BUFFALO	73,500
8/21	W	27-20	MINNESOTA	73,080
8/27	W	27-20	at New England	46,501

Regular Season

Record: 11-5 (1st - AFC West)

9/5	W	27-3	at Tampa Bay	63,378
9/12	L	0-30	at Houston	59,780
9/20	W	15-7	DENVER (Mon.) (N)	78,453
10/3	W	24-9	L.A. RAIDERS	77,395
10/10	W	17-15	CINCINNATI	75,394
10/17	W	17-14	at San Diego	60,729
10/31	L	10-30	at Miami	67,765
11/8	W	23-16	GREEN BAY (Mon.) (N)	76,742
11/14	W	31-20	at L.A. Raiders	66,553
11/21	L	17-19	CHICAGO	76,872
11/28	W	23-7	BUFFALO	74,452
12/5	W	31-16	at Seattle	58,551
12/12	L	21-27	at Denver	75,882
12/19	W	28-24	SAN DIEGO	74,778
12/26	L	10-30	at Minnesota (N)	59,236
1/2	W	34-24	SEATTLE	72,136

AFC First Round Playoff Game

1/8	W	27-24 OT	PITTSBURGH (Sat.)	74,515
-----	---	----------	-------------------	--------

AFC Divisional Playoff Game

1/16	W	28-20	at Houston	64,011
------	---	-------	------------	--------

AFC Championship Game

1/23	L	13-30	at Buffalo	76,642
------	---	-------	------------	--------

TEAM STATISTICS

	CHIEFS	OPP.
TOTAL FIRST DOWNS	300	300
Rushing	94	103
Passing	180	161
Penalty	26	36
3rd Down: Made/Att	82/203	86/210
3rd Down Pct.	40.4	41.0
4th Down: Made/Att	4/9	3/13
4th Down Pct.	44.4	23.1
TOTAL NET YARDS	4835	4771
Avg. Per Game	302.2	298.2
Total Plays	970	1013
Avg. Per Play	5.0	4.7
NET YARDS RUSHING	1655	1620
Avg. Per Game	103.4	101.3
Total Rushes	445	453
Avg. Per Play	3.7	3.6
NET YARDS PASSING	3180	3151
Avg. Per Game	198.8	196.9
Sacked/Yards Lost	35/204	35/228
Gross Yards	3384	3379
Attempts/Completions	490/287	525/312
Pct. of Completions	58.6	59.4
Had Intercepted	10	21
PUNTS/AVERAGE	77/42.1	68/44.6
Net Punting Avg.	35.4	37.8
PENALTIES/YARDS	122/969	127/1015
FUMBLES/LOST	28/18	30/17
TOUCHDOWNS	37	30
Rushing	14	1.1
Passing	20	18
Defensive/Kicking Game	2/1	1/0
TIME OF POSSESSION	29:29	30:31

SCORE BY PERIODS	1	2	3	4	OT	Total
CHIEFS TOTAL	71	108	82	67	0	328
Opp. Total	51	86	50	104	0	291

REGULAR STARTERS

OFFENSE		DEFENSE	
WR	J.J. Birden	LE	Neil Smith
LT	John Alt	LT	Joe Phillips
LG	Dave Szolt	RT	Dan Saleaumua
C	Tim Grunhard	RBK	Derrick Thomas
RG	Will Shields	LOLB	Tracy Rogers
RT	Ricky Siglar	MLB	Tracy Simien
TE	Jonathan Hayes	ROLB	Lonnie Martz
WR	Willie Davis	LCB	Albert Lewis
QB	Joe Montana	RCB	Kevin Ross
FB	Kimble Anders	SS	Dale Carter
RB	Marcus Allen	FS	Doug Terry
K	Nick Lowery	P	Martin Bayless
			David Whitmore
			Kevin Ross
			Bryan Barker

PRO BOWLERS IN BOLD

AMERICAN CONFERENCE

Western Division				
W	L	T	Pct.	
Kansas City	11	5	0	.688
L.A. Raiders	10	6	0	.625
Denver	9	7	0	.563
San Diego	8	8	0	.500
Seattle	6	10	0	.375
Central Division				
W	L	T	Pct.	
Houston	12	4	0	.750
Pittsburgh	9	7	0	.563
Cleveland	7	9	0	.438
Cincinnati	3	13	0	.188
Eastern Division				
W	L	T	Pct.	
Buffalo	12	4	0	.750
Miami	9	7	0	.563
N.Y. Jets	8	8	0	.500
New England	5	11	0	.313
Indianapolis	4	12	0	.250

NATIONAL CONFERENCE

Western Division				
W	L	T	Pct.	
San Francisco	10	6	0	.625
New Orleans	8	8	0	.500
Atlanta	6	10	0	.375
L.A. Rams	5	11	0	.313
Central Division				
W	L	T	Pct.	
Detroit	10	6	0	.625
Minnesota	9	7	0	.563
Green Bay	9	7	0	.563
Chicago	7	9	0	.438
Tampa Bay	5	11	0	.313
Eastern Division				
W	L	T	Pct.	
Dallas	12	4	0	.750
N.Y. Giants	11	5	0	.688
Philadelphia	8	8	0	.500
Phoenix	7	9	0	.438
Washington	4	12	0	.250

AFC Championship: BUFFALO 30, Kansas City 13
 NFC Championship: DALLAS 38, San Francisco 21
 Super Bowl XXVIII: Dallas 30, Buffalo 13

INDIVIDUAL STATISTICS

	PASSING					Pct. TD	Int	LG	Rating
	Att.	Cmp.	Yds.	55.6	7				
Montana	298	181	2144	60.7	13	7	50f	87.4	
Krieg	189	105	1236	55.6	7	3	66f	81.4	
Blundi	3	1	33.3	0	0	0	2	42.4	
Anders	0	0	0.0	0	0	0	0	-1.0	
CHIEFS TOTAL	490	287	3384	58.6	20	10	68f	84.8	
Opp. Total	525	312	3379	59.4	18	21	77f	73.2	

	PASS RECEIVING					LG	TD
	No.	Yds.	Avg.	LG	TD		
Davis	52	909	17.5	66f	7		
Birden	51	721	14.1	50f	2		
Anders	40	326	8.2	27	1		
Allen	34	238	7.0	18f	3		
Hayes	24	331	13.8	49	1		
Cash	24	242	10.1	24	4		
Barnett	17	182	10.7	25	1		
McNair	10	74	7.4	24	0		
F. Jones	9	111	12.3	19	0		
H. Jones	7	91	13.0	22	0		
Dyal	7	83	11.9	31	0		
H. Williams	7	42	6.0	14	0		
E. Thompson	4	33	8.3	13	0		
Valerio	1	1	1.0	11	1		
CHIEFS TOTAL	287	3384	11.8	66f	20		
Opp. Total	312	3379	10.8	77f	18		

	RUSHING					LG	TD
	No.	Yds.	Avg.	LG	TD		
Allen	206	764	3.7	39	12		
Anders	75	291	3.9	18	0		
McNair	51	276	5.5	47	2		
H. Williams	42	149	3.5	19	0		
Montana	25	64	2.6	17	0		
F. Jones	5	34	6.8	13	0		
E. Thompson	11	28	2.5	14	0		
Krieg	21	24	1.1	20	0		
J. Stephens	6	18	3.0	7	0		
Barnett	1	3	3.0	3	0		
Carter	1	2	2.0	2	0		
Cash	1	0	0.0	0	0		
CHIEFS TOTAL	445	1655	3.7	39	14		
Opp. Total	453	1620	3.6	38	11		

TEAM LEADERS

Scoring: Nick Lowery	106 pts.	37 PATs,	23 FGs
INTs: Albert Lewis	6-61 yds.	0 TDs	
Tackles: Tracy Simien	105 (68 solo)		
Sacks: Neil Smith	15.0 (-107.0 yds.)		
Punting: Bryan Barker	76-3240 yds., 42.6 avg., 19 in 20, 58 LG		
Punt Returns: Dale Carter	27-247 yds., 9.1 avg., 0 TDs		
Kickoff Returns: Daran Hughes	14-266 yds., 19.0 avg., 0 TDs		

HISTORY

1992 KANSAS CITY CHIEFS

Head Coach: Marty Schottenheimer



Preseason		Record: 1-3
8/8 L	13-21	at Green Bay 54,322
8/15 L	0-30	at Minnesota 38,132
8/24 W	35-0	BUFFALO 71,481
8/28 L	10-21	INDIANAPOLIS 65,557

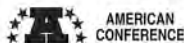
Regular Season		Record: 10-6 (2nd - AFC West)
9/6 W	24-10	at San Diego 45,024
9/13 W	26-7	SEATTLE 75,125
9/20 L	20-23 OT	at Houston 60,955
9/28 W	27-7	L.A. RAIDERS (Mon.) (N) 77,486
10/4 L	19-20	at Denver 75,629
10/11 W	24-17	PHILADELPHIA 76,626
10/18 L	10-17	at Dallas 64,115
10/25 L	3-27	PITTSBURGH (N) 76,175
11/8 W	16-14	SAN DIEGO 72,826
11/15 W	35-16	WASHINGTON 75,238
11/22 W	24-14	at Seattle (N) 49,867
11/29 W	23-7	at N.Y. Jets 57,375
12/6 L	7-28	at L.A. Raiders 45,227
12/13 W	27-20	NEW ENGLAND 52,208
12/19 L	21-35	at N.Y. Giants (Sat.) 53,427
12/27 W	42-20	DENVER 76,240

AFC First Round Playoff Game		
1/2 L	0-17	at San Diego (Sat.) 58,278

REGULAR STARTERS

OFFENSE		DEFENSE	
WR	J.J. Birden	LE	Nell Smith
LT	John Alt	NT	Dan Saleaumua
LG	Dave Szott	DT	Joe Phillips
C	Tim Grunhard	RE	Leonard Griffin
RG	Dave Lutz	LOLB	Chris Martin
RT	Rich Baldinger	LILB	Ervin Handle
TE	Jonathan Hayes	MLB	Tracy Simien
WR	Willie Davis	ROLB	Derrick Thomas
QB	Dave Krieg	LCB	Kevin Ross
TE	Keith Cash	RCB	Albert Lewis
RB	Barry Word		Dale Carter
RB	Bill Jones	SS	Marlin Bayless
K	Nick Lowery	FS	Charles Mincy
		P	Bryan Barker

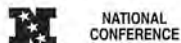
PRO BOWLERS IN BOLD



Western Division			
W	L	T	Pct.
San Diego	11	5	0.699
Kansas City †	10	6	0.625
Denver	8	8	0.500
L.A. Raiders	7	9	0.438
Seattle	2	14	0.125

Central Division			
W	L	T	Pct.
Pittsburgh	11	5	0.688
Houston †	10	6	0.352
Cleveland	7	9	0.438
Cincinnati	5	11	0.313

Eastern Division			
W	L	T	Pct.
Miami	11	5	0.688
Buffalo †	11	5	0.688
Indianapolis	9	7	0.563
N.Y. Jets	4	12	0.250
New England	2	14	0.125



Western Division			
W	L	T	Pct.
San Francisco	14	2	0.875
New Orleans †	12	4	0.750
Atlanta	6	10	0.375
L.A. Rams	6	10	0.375

Central Division			
W	L	T	Pct.
Minnesota	11	5	0.688
Green Bay	9	7	0.563
Tampa Bay	5	11	0.313
Chicago	5	11	0.313
Detroit	5	11	0.313

Eastern Division			
W	L	T	Pct.
Dallas	13	3	0.813
Philadelphia †	11	5	0.688
Washington †	9	7	0.563
N.Y. Giants	6	10	0.375
Phoenix	4	12	0.250

AFC Championship: Buffalo 29, MIAMI 10
 NFC Championship: Dallas 30, SAN FRANCISCO 20
 Super Bowl XXVII: Dallas 52, Buffalo 17

TEAM STATISTICS

	CHIEFS	OPP
TOTAL FIRST DOWNS	246	256
Rushing	87	97
Passing	134	145
Penalty	25	14
3rd Down: Made/Att.	71/207	73/205
3rd Down Pct.	34.3	35.6
4th Down: Made/Att.	5/14	6/11
4th Down Pct.	35.7	54.5
TOTAL NET YARDS	4324	4324
Avg. Per Game	270.3	270.3
Total Plays	907	949
Avg. Per Play	4.8	4.6
NET YARDS RUSHING	1532	1787
Avg. Per Game	95.8	111.7
Total Rushes	446	441
Avg. Per Play	3.4	4.1
NET YARDS PASSING	2792	2537
Avg. Per Game	174.5	158.6
Sacked/Yards Lost	48/323	50/391
Gross Yards	3115	2928
Attempts/Completions	413/230	458/253
Pct. of Completions	55.7	55.2
Had Intercepted	12	24
PUNTS/AVERAGE	86/42.2	80/43.1
Net Punting Avg.	35.4	36.0
PENALTIES/YARDS	82/675	124/959
FUMBLES/LOST	28/9	34/15
TOUCHDOWNS	40	34
Rushing	14	12
Passing	15	19
Defensive/Kicking Game	8/3	12
TIME OF POSSESSION	29:37	30:23

SCORE BY PERIODS	1	2	3	4	OT	Total
CHIEFS TOTAL	53	128	86	101	0	348
Opp. Total	68	57	64	90	3	282

INDIVIDUAL STATISTICS

	PASSING							
	Att.	Cmp.	Yds.	Pct.	TD	Int.	LG	Rating
Krieg	413	230	3115	55.7	15	12	77/1	79.9
CHIEFS TOTAL	413	230	3115	55.7	15	12	77/1	79.9
Opp. Total	458	253	2928	55.2	19	24	62	66.7

	PASS RECEIVING					
	No.	Yds.	Avg.	LG	TD	
McNair	44	380	8.6	36	1	
Birden	42	644	15.3	72†	3	
Davis	36	756	21.0	74†	3	
Barnett	24	442	18.4	77†	4	
F. Jonas	18	285	14.7	56	0	
Hargain	17	205	12.1	25	0	
Cash	12	113	9.4	19	2	
Word	9	80	8.9	22	0	
Hayes	9	77	8.6	21	2	
Anders	5	85	13.0	28	0	
Harry	5	46	9.2	13	0	
Williams	5	24	4.8	12	0	
B. Jones	2	6	3.0	5	0	
Dyal	1	7	7.0	7	0	
Okoye	1	5	5.0	5	0	
CHIEFS TOTAL	230	3115	13.5	77†	15	
Opp. Total	253	2928	11.6	62	19	

	RUSHING				
	No.	Yds.	Avg.	LG	TD
Word	163	807	3.7	44†	4
Okoye	144	448	3.1	22†	6
Williams	78	262	3.4	11	1
McNair	21	124	5.9	30	1
Krieg	37	74	2.0	17	2
Harry	1	27	27.0	27	0
Anders	1	1	1.0	1	0
Davis	1	-11	-11.0	-11	0
CHIEFS TOTAL	446	1532	3.4	44†	14
Opp. Total	441	1787	4.1	40†	12

TEAM LEADERS

Scoring: Nick Lowery	105 pts: 39 PATS, 22 FGs
INTs: Dale Carter	7-85 yds., 1 TD
Tackles: Tracy Simien	97 (56 solo)
Sacks: Nell Smith	14.5 (-114.5 yds.)
	Derrick Thomas
	14.5 (-113.0 yds.)
Punting: Bryan Barker	75-3245 yds., 43.3 avg., 18 in 20, 65 LG
Punt Returns: Dale Carter	38-398 yds., 10.5 avg., 2 TDs
Kickoff Returns: Harvey Williams	21-405 yds., 19.3 avg., 0 TDs

HISTORY

1991 KANSAS CITY CHIEFS

Head Coach: Marty Schottenheimer

10-6

Preseason		Record: 2-2	
8/3	L 14-24	DALLAS	56,038
8/10	W 19-10	N.Y. Jets (St. Louis, MO)	52,935
8/17	W 38-14	DETROIT	57,320
8/23	L 7-20	at Tampa Bay	33,996

Regular Season		Record: 10-6 (2nd - AFC West)	
9/1	W 14-3	ATLANTA	74,246
9/8	L 10-17	NEW ORLEANS	74,816
9/16	L 7-17	at Houston (Mon.) (N)	61,058
9/22	W 20-13	SEATTLE	71,789
9/29	W 14-13	at San Diego	44,907
10/7	W 33-6	BUFFALO (Mon.) (N)	76,120
10/13	W 42-7	MIAMI	76,021
10/20	L 16-19	at Denver	75,866
10/28	W 24-21	L.A. RAIDERS (Mon.) (N)	77,111
11/10	W 27-20	at L.A. Rams	52,511
11/17	L 20-24	DENVER	74,661
11/24	L 15-20	at Cleveland	63,991
12/1	W 19-6	at Seattle	57,248
12/8	W 20-17 OT	SAN DIEGO	73,330
12/14	L 14-28	at San Francisco (Sat.)	62,672
12/22	W 27-21	at L.A. Raiders	65,144

AFC First Round Playoff Game			
12/28	W 10-6	L.A. RAIDERS (Sat.)	75,827

AFC Divisional Playoff Game			
1/5	L 14-37	at Buffalo	80,182

TEAM STATISTICS

	CHIEFS	OPP.
TOTAL FIRST DOWNS	322	275
Rushing	127	88
Passing	172	168
Penalty	23	19
3rd Down: Made/Att.	92/205	76/191
3rd Down Pct.	44.9	39.8
4th Down: Made/Att.	12/20	11/18
4th Down Pct.	60.0	61.1
TOTAL NET YARDS	5321	4998
Avg. Per Game	332.6	312.4
Total Plays	1021	927
Avg. Per Play	5.2	5.4
NET YARDS RUSHING	2217	1770
Avg. Per Game	138.6	110.6
Total Rushes	521	417
Avg. Per Play	4.3	4.2
NET YARDS PASSING	3104	3228
Avg. Per Game	194.0	201.8
Sacked/Yards Lost	211/77	39/304
Gross Yards	3281	3532
Attempts/Completions	479/284	471/279
Pct. of Completions	59.3	59.2
Had Intercepted	14	15
PUNTS/AVERAGE	57/40.4	60/42.5
Net Punting Avg.	35.0	36.5
PENALTIES/YARDS	94/724	110/827
FUMBLES/LOST	22/6	27/18
TOUCHDOWNS	35	27
Rushing	14	9
Passing	19	17
Defensive/Kicking Game	2/0	2/0
TIME OF POSSESSION	31:16	28:44

SCORE BY PERIODS	1	2	3	4	OT	Total
CHIEFS TOTAL	44	91	79	105	3	322
Opp. Total	58	85	50	59	0	252

REGULAR STARTERS

OFFENSE		DEFENSE	
WR	Robb Thomas	LE	Neil Smith
LT	John All	NT	Dan Saleaumua
LG	Dave Szott	RE	Bill Maas
C	Tim Grunhard	LOLB	Chris Martin
RG	Dave Lutz	LILB	Tracy Simien
RT	Rich Baldinger	RILB	Dino Hackett
TE	Jonathan Hayes	ROLB	Derrick Thomas
WR	Tim Barnett	LCB	Jayce Pearson
QB	Steve DeBerg		Albert Lewis
FB	Bill Jones	RCB	Kevin Ross
RB	Christian Okoye	SS	Kevin Porter
K	Nick Lowery	FSB	Deron Cherry
		P	Bryan Barker

PRO BOWLERS IN BOLD

AMERICAN CONFERENCE

Western Division			
	W	L	T Pct.
Denver	12	4	0.750
Kansas City †	10	6	0.625
L.A. Raiders †	9	7	0.563
Seattle	7	9	0.438
San Diego	4	12	0.250
Central Division			
	W	L	T Pct.
Houston	11	5	0.688
Pittsburgh	7	9	0.438
Cleveland	6	10	0.375
Cincinnati	3	13	0.188
Eastern Division			
	W	L	T Pct.
Buffalo	13	3	0.813
N.Y. Jets †	8	8	0.500
Miami	8	8	0.500
New England	6	10	0.375
Indianapolis	1	15	0.063

NATIONAL CONFERENCE

Western Division			
	W	L	T Pct.
New Orleans	11	5	0.688
Atlanta †	10	6	0.625
San Francisco	10	6	0.625
L.A. Rams	3	13	0.188
Central Division			
	W	L	T Pct.
Chicago	12	4	0.750
Detroit †	11	5	0.688
Minnesota	8	8	0.500
Green Bay	4	12	0.250
Tampa Bay	3	13	0.188
Eastern Division			
	W	L	T Pct.
Washington	14	2	0.875
Dallas †	11	5	0.688
Philadelphia	10	6	0.625
N.Y. Giants	8	8	0.500
Phoenix	4	12	0.250

AFC Championship: BUFFALO 10, Denver 7
 NFC Championship: WASHINGTON 41, Detroit 10
 Super Bowl XXVI: Washington 37, Buffalo 24

INDIVIDUAL STATISTICS

	PASSING				Pct.	TD	Int	LG	Rating
	Att.	Cmp.	Yds.						
DeBerg	434	256	2965	59.0	17	14	63	79.3	
Visac	44	28	316	63.6	2	0	30	109.2	
Williams	1	0	0	0.0	0	0	0	39.6	
CHIEFS TOTAL	479	284	3281	59.3	19	14	63	81.1	
Opp. Total	471	279	3532	59.2	17	15	71	81.5	

	PASS RECEIVING				LG	TD
	No.	Yds.	Avg.			
R. Thomas	43	494	11.5	39	1	
Barnett	41	564	13.8	63	5	
McNair	37	342	9.2	36	1	
Harry	35	431	12.3	36	3	
Birden	27	465	17.2	57	2	
Hayes	19	208	10.9	23	2	
Williams	16	147	9.2	17	2	
B. Jones	14	97	6.9	14	1	
Holohan	13	113	8.7	26	2	
Paige	9	111	12.3	26	0	
Stradford	9	91	10.1	17	0	
F. Jones	8	85	10.6	23	0	
Saxon	6	55	9.2	22	0	
Okoye	3	34	11.3	13	0	
Anders	2	30	15.0	17	0	
Word	2	13	6.5	8	0	
CHIEFS TOTAL	284	3281	11.6	63	19	
Opp. Total	279	3532	12.7	71	17	

	RUSHING				LG	TD
	No.	Yds.	Avg.			
Okoye	225	1031	4.6	48	9	
Word	160	684	4.3	37	4	
Williams	97	447	4.6	21	1	
McNair	10	51	5.1	11	0	
Saxon	5	13	2.2	8	0	
Stradford	1	7	7.0	7	0	
Visac	1	-1	-1.0	-1	0	
DeBerg	21	-15	-0.7	0	0	
CHIEFS TOTAL	521	2217	4.3	48	14	
Opp. Total	417	1770	4.2	60	8	

TEAM LEADERS

Scoring: Nick Lowery	110 pts:	35 PATs,	25 FGs
INTs: Deron Cherry	4-31 yds,	0 TDs	
Tackles: Deron Cherry	116 (59 solo)		
Sacks: Derrick Thomas	13.5 (-112.0 yds.)		
Punting: Bryan Barker	57-2303 yds.,	40.4 avg.,	11 in 20, 57 LG
Punt Returns: Troy Stradford	22-150 yds.,	6.8 avg.,	0 TDs
Kickoff Returns: Harvey Williams	24-524 yds.,	21.8 avg.,	0 TDs

HISTORY

1990 KANSAS CITY CHIEFS

Head Coach: *Marty Schottenheimer*

113

Preseason		Record: 1-3
8/11 L	3-19	L.A. Rams (Berlin, Germany) . 55,429
8/18 L	0-20	N.Y. JETS . 40,448
8/24 L	21-35	at Detroit . 50,293
8/31 W	27-14	GREEN BAY . 42,806

Regular Season		Record: 11-5 (2nd - AFC West)
9/9 W	24-21	MINNESOTA . 68,363
9/17 L	23-24	at Denver (Mon.) (N) . 75,277
9/23 W	17-3	at Green Bay . 58,817
9/30 W	34-0	CLEVELAND . 75,462
10/7 L	19-23	at Indianapolis . 54,950
10/14 W	43-24	DETROIT . 74,312
10/21 L	7-19	at Seattle . 60,358
11/4 W	9-7	L.A. RAIDERS . 70,951
11/11 L	16-17	SEATTLE . 71,285
11/18 W	27-10	SAN DIEGO . 63,717
11/25 W	27-24	at L.A. Raiders . 65,710
12/2 W	37-7	at New England . 26,280
12/9 W	31-20	DENVER . 74,347
12/16 L	10-27	HOUSTON . 61,756
12/23 W	24-21	at San Diego . 45,135
12/29 W	21-10	at Chicago (Sat.) . 60,262

AFC First Round Playoff Game		
1/5 L	16-17	at Miami (Sat.) . 67,276

TEAM STATISTICS

	CHIEFS	OPP
TOTAL FIRST DOWNS	280	268
Rushing	115	85
Passing	142	164
Penalty	23	19
3rd Down: Made/Att.	91/222	81/204
3rd Down Pct.	41.0	39.7
4th Down: Made/Att.	7/10	3/15
4th Down Pct.	70.0	20.0
TOTAL NET YARDS	5215	4881
Avg. Per Game	325.9	305.1
Total Plays	975	945
Avg. Per Play	5.3	5.2
NET YARDS RUSHING	1948	1640
Avg. Per Game	121.8	102.5
Total Rushes	504	373
Avg. Per Play	3.9	4.4
NET YARDS PASSING	3267	3241
Avg. Per Game	204.2	202.6
Sacked/Yards Lost	22/191	60/421
Gross Yards	3458	3662
Attempts/Completions	448/260	512/267
Pct. of Completions	57.9	52.1
Had Intercepted	5	20
PUNTS/AVERAGE	81/38.7	72/37.0
Net Punting Avg.	32.9	32.3
PENALTIES/YARDS	111/686	122/659
FUMBLES/LOST	30/14	38/25
TOUCHDOWNS	38	30
Rushing	11	12
Passing	23	15
Returns	4	2
TIME OF POSSESSION	31:30	28:30

SCORE BY PERIODS	1	2	3	4	OT	Total
CHIEFS TOTAL	86	123	71	89	0	369
Opp. Total	48	66	62	81	0	257

REGULAR STARTERS

OFFENSE		DEFENSE	
WR	Robb Thomas	LE	Neil Smith
LT	John Alt	NT	Dan Saleaumua
LG	Frank Winters	RE	Bill Maas
	Dave Szott	LOLB	Chris Martin
C	Mike Webster	LILB	Percy Snow
	Tim Grunhard	RILB	Dino Hackett
RT	Dave Lutz	ROLB	Derrick Thomas
RG	Rich Baldinger	LCB	Albert Lewis
TE	Alfredo Roberts	RCB	Kevin Ross
	Jonathan Hayes	SS	Kevin Porter
WR	Stephone Paige	FS	Jeff Donaldson
QB	Steve DeBerg		Deron Cherry
FB	Bill Jones	P	Bryan Barker
RB	Christian Okoye		Kelly Goodburn
K	Nick Lowery		

PRO BOWLERS IN BOLD

INDIVIDUAL STATISTICS

	PASSING						
	Att.	Cmp.	Yds.	Pct.	TD	Int	LG
DeBerg	444	258	3444	58.1	23	4	90t
Pelluer	5	2	14	40.0	0	1	11
CHIEFS TOTAL	449	260	3458	57.9	23	5	90t
Opp. Total	512	267	3662	52.1	16	20	87t

	PASS RECEIVING				
	No.	Yds.	Avg.	LG	TD
Paige	65	1021	15.7	86t	5
R. Thomas	41	545	13.3	47t	4
Harry	41	519	12.7	60	2
McNair	40	507	12.7	65	2
B. Jones	19	137	7.2	19	5
Birden	15	352	23.5	90t	3
Roberts	11	119	10.8	27	0
Hayes	9	83	9.2	21	1
Mandley	7	97	13.9	24	0
Word	4	28	7.0	10	0
Okoye	4	23	5.8	8	0
Whitaker	2	17	8.5	16	1
F. Jones	1	5	5.0	5	0
Saxon	1	5	5.0	5	0
CHIEFS TOTAL	260	3458	13.3	90t	23
Opp. Total	267	3662	13.7	87t	16

	RUSHING				
	No.	Yds.	Avg.	LG	TD
Word	204	1015	5.0	53t	4
Okoye	245	805	3.3	32	7
McNair	14	61	4.4	13	0
B. Jones	10	47	4.7	14	0
Saxon	3	15	5.0	8	0
Pelluer	5	6	1.2	5	0
Goodburn	1	5	5.0	5	0
F. Jones	1	-1	-1.0	-1	0
DeBerg	21	-5	-0.2	6	0
CHIEFS TOTAL	504	1948	3.9	53t	11
Opp. Total	373	1640	4.4	42	2

TEAM LEADERS

Scoring: Nick Lowery	139 pts: 37 PATs, 34 FGs
INTs: Kevin Ross	5-37 yds., 0 TDs
Tackles: Dino Hackett	95 (53 solo)
Sacks: Derrick Thomas	20.0 (-150 yds)
Punting: Bryan Barker	64-2479 yds., 38.7 avg., 15 in 20, 56 LG
Punt Returns: Naz Worthen	25-180 yds., 7.2 avg., 0 TDs
Kickoff Returns: Todd McNair	14-227 yds., 16.2 avg., 0 TDs

HISTORY

AMERICAN CONFERENCE

Western Division			
W	L	T	Pct.
L.A. Raiders	12	4	0.750
Kansas City †	11	5	0.688
Seattle	9	7	0.563
San Diego	6	10	0.375
Denver	5	11	0.313

Central Division			
W	L	T	Pct.
Cincinnati	9	7	0.563
Houston †	9	7	0.563
Pittsburgh	9	7	0.563
Cleveland	3	13	0.188

Eastern Division			
W	L	T	Pct.
Buffalo	13	4	0.813
Miami †	12	4	0.750
Indianapolis	7	9	0.438
N.Y. Jets	6	10	0.375
New England	1	15	0.063

NATIONAL CONFERENCE

Western Division			
W	L	T	Pct.
San Francisco	14	2	0.875
New Orleans †	8	8	0.500
L.A. Rams	5	11	0.313
Atlanta	4	11	0.313

Central Division			
W	L	T	Pct.
Chicago	11	5	0.688
Tampa Bay	6	10	0.375
Detroit	6	10	0.375
Green Bay	6	10	0.375
Minnesota	6	10	0.375

Eastern Division			
W	L	T	Pct.
N.Y. Giants	13	3	0.813
Philadelphia †	10	6	0.625
Washington †	10	6	0.625
Dallas	7	9	0.438
Phoenix	5	11	0.313

AFC Championship: BUFFALO 51, L.A. Raiders 3
 NFC Championship: N.Y. Giants 15, SAN FRANCISCO 13
 Super Bowl XXV: N.Y. Giants 20, Buffalo 19

1989 KANSAS CITY CHIEFS

Head Coach: Marty Schottenheimer

8-7-1

Preseason		Record: 1-3	
8/12 L	13-23	Minnesota (Memphis, TN)	63,528
8/20 L	7-45	N.Y. GIANTS	36,820
8/27 W	22-17	at Chicago	56,343
9/1 L	13-15 OT	N.Y. JETS	41,105
Regular Season		Record: 8-7-1 (2nd - AFC West)	
9/10 L	20-34	at Denver	74,284
9/17 W	24-19	L.A. RAIDERS	71,741
9/24 L	6-21	at San Diego	40,128
10/1 L	17-21	CINCINNATI	61,165
10/8 W	20-16	at Seattle	60,715
10/15 L	14-20	at L.A. Raiders	40,453
10/22 W	36-28	DALLAS	76,841
10/29 L	17-23	at Pittsburgh	54,194
11/5 W	20-10	SEATTLE	54,489
11/12 L	13-16	DENVER	76,245
11/19 T	10-10 OT	at Cleveland	77,922
11/26 W	34-0	HOUSTON	51,342
12/3 W	26-21	MIAMI	54,610
12/10 W	21-3	at Green Bay	56,694
12/17 L	13-20	SAN DIEGO	40,623
12/24 W	27-24	at Miami	43,612

TEAM STATISTICS

	CHIEFS	OPP				
TOTAL FIRST DOWNS	304	252				
Rushing	120	92				
Passing	165	140				
Penalty	19	20				
3rd Down: Made/Att.	88/208	81/211				
3rd Down Pct.	42	38.4				
4th Down: Made/Att.	6/9	8/15				
4th Down Pct.	66.7	53.3				
TOTAL NET YARDS	5265	4293				
Avg. Per Game	329.1	268.3				
Total Plays	1017	952				
Avg. Per Play	5.2	4.5				
NET YARDS RUSHING	2227	1766				
Avg. Per Game	139.2	110.4				
Total Rushes	559	445				
Avg. Per Play	4.0	4.0				
NET YARDS PASSING	3038	2527				
Avg. Per Game	189.9	157.9				
Sacked/Yards Lost	23/182	36/294				
Gross Yards	328	281				
Attempts/Completions	435/259	471/236				
Pct. of Completions	59.5	50.1				
Had Intercepted	23	15				
PUNTS/AVERAGE	67/40.1	82/39.1				
Net Punting Avg.	33.8	32.9				
PENALTIES/YARDS	116/878	102/797				
FUMBLE/LOST	32/18	32/18				
TOUCHDOWNS	35	32				
Rushing	18	9				
Passing	14	16				
Returns	3	7				
TIME OF POSSESSION	32:35	27:25				
SCORE BY PERIODS						
	1	2	3	4	OT	Total
CHIEFS TOTAL	67	137	53	61	0	318
Opp. Total	74	83	47	82	0	286

REGULAR STARTERS

OFFENSE		DEFENSE	
WR	Pete Mandley	LE	Neil Smith
LT	John Alt	NT	Bill Maas
LG	Mark Adickes		Dan Saleaumua
C	Mike Webster	RE	Mike Bell
RG	Dave Lutz		Leonard Griffin
RT	Irv Eatman	LOLB	Chris Martin
TE	Jonathan Hayes	LILB	Walker Lee Ashley
WR	Stephone Paige	ROLB	Derrick Thomas
QB	Steve DeBerg	LCB	Albert Lewis
RB	Christian Okoye	RCB	Kevin Ross
RB	Herman Heard	SS	Kevin Porter
K	Nick Lowery	FS	Deron Cherry
		P	Kelly Goodburn

PRO BOWLERS IN BOLD

INDIVIDUAL STATISTICS

	PASSING							
	Att.	Cmp.	Yds.	Pct. TD	Int.	Lg.	Rating	
DeBerg	324	156	2529	60.5	11	16	50	75.8
Jaworski	61	36	385	59.0	2	5	32	54.3
Pelluar	47	26	301	55.3	1	0	24	48.0
Elkins	2	1	5	50.0	0	1	5	16.7
Saxon	1	0	0	0.0	0	1	0	0.0
CHIEFS TOTAL	435	259	3220	59.5	14	23	50	71.2
Opp. Total	471	236	2821	50.1	16	15	64	66.8
	PASS RECEIVING							
	No.	Yds.	Avg.	Lg.	TD			
Paige	44	759	17.3	50	2			
Mandley	35	476	13.6	44	1			
McNair	34	372	10.9	24	1			
Harry	33	430	13.0	25	2			
Heard	25	246	9.8	27	1			
Weathers	17	192	11.3	27	0			
Hayes	18	229	12.7	23	2			
Saxon	11	86	7.8	18	0			
Dressel	9	136	15.1	49	1			
R. Thomas	8	58	7.3	12	2			
Roberts	8	55	6.9	25	1			
Carson	7	95	13.6	28	1			
Worthing	5	69	13.8	21	0			
Okoye	2	12	6.0	8	0			
Gamble	2	2	1.0	6	0			
Carroll	1	3	3.0	3	0			
CHIEFS TOTAL	259	3220	12.4	50	14			
Opp. Total	236	2821	12.0	64	16			
	RUSHING							
	No.	Yds.	Avg.	Lg.	TD			
Okoye	370	1480	4.0	59	12			
Saxon	58	233	4.0	19	3			
Heard	63	216	3.4	28	0			
Pelluar	17	143	8.4	27	2			
McNair	23	121	5.3	25	0			
Gamble	5	24	4.0	20	1			
Harry	1	9	9.0	9	0			
Jaworski	4	5	1.3	4	0			
Agee	1	3	3.0	3	0			
Mandley	2	1	0.5	8	0			
DeBerg	14	-8	-0.6	15	0			
CHIEFS TOTAL	559	2227	4.0	59	18			
Opp. Total	445	1766	4.0	63	9			
TEAM LEADERS								
Scoring: Nick Lowery	106 pts; 34 PATs, 24 FGs							
INTs: Albert Lewis	4-37 yds., 0 TDs							
Kevin Ross	4-29 yds., 0 TDs							
Tackles: Deron Cherry	87 (45 solo)							
Sacks: Derrick Thomas	10.0 (-95.5 yds.)							
Punting: Kelly Goodburn	67-2688 yds., 40.1 avg., 25 in 20, 54 LG							
Punt Returns: Pete Manley	19-151 yds., 7.9 avg., 0 TDs							
Kickoff Returns: Darryl Copeland	26-466 yds., 17.9 avg., 0 TDs							

HISTORY

AFC AMERICAN CONFERENCE

Western Division			
W	L	T	Pct.
Denver	11	5	0.688
Kansas City	8	7	1.531
L.A. Raiders	8	8	0.500
Seattle	7	9	0.438
San Diego	6	10	0.375
Central Division			
W	L	T	Pct.
Cleveland	9	6	1.594
Houston †	9	7	0.563
Pittsburgh †	9	7	0.563
Cincinnati	8	8	0.500
Eastern Division			
W	L	T	Pct.
Buffalo	9	7	0.563
Indianapolis	8	8	0.500
Miami	8	8	0.500
New England	5	11	0.313
N.Y. Jets	4	12	0.250

NATIONAL CONFERENCE

Western Division			
W	L	T	Pct.
San Francisco	14	2	0.875
L.A. Rams †	11	5	0.688
New Orleans	9	7	0.563
Atlanta	3	13	0.188
Central Division			
W	L	T	Pct.
Minnesota	10	6	0.625
Green Bay	10	6	0.625
Detroit	7	9	0.438
Chicago	6	10	0.375
Tampa Bay	5	11	0.313
Eastern Division			
W	L	T	Pct.
N.Y. Giants	12	4	0.750
Philadelphia †	11	5	0.688
Washington	10	6	0.625
Phoenix	5	11	0.313
Dallas	1	15	0.063

AFC Championship: DENVER 37, Cleveland 21
 NFC Championship: SAN FRANCISCO 30, L.A. Rams 3
 Super Bowl XXIV: SAN FRANCISCO 55, Denver 10

1988 KANSAS CITY CHIEFS

Head Coach: Frank Gansz



Preseason Record: 2-1-1

8/6	W	34-21	CINCINNATI	31,947
8/13	W	27-13	at Atlanta	23,369
8/19	T	21-21 OT	at Green Bay (Milwaukee, WI)	32,361
8/25	L	21-41	PHOENIX	36,883

Regular Season Record: 4-11-1 (5th - AFC West)

9/4	L	3-6	CLEVELAND	55,654
9/11	L	10-31	at Seattle	61,512
9/18	W	20-13	DENVER	63,268
9/25	L	23-24	SAN DIEGO	45,498
10/2	T	17-17 OT	at N.Y. Jets	66,110
10/9	L	6-7	at Houston	39,134
10/16	L	17-27	L.A. RAIDERS	77,078
10/23	L	6-7	DETROIT	66,926
10/30	L	10-17	at L.A. Raiders	36,103
11/6	L	11-17	at Denver	74,227
11/13	W	31-28	CINCINNATI	34,614
11/20	W	27-24	SEATTLE	33,152
11/27	L	10-16	at Pittsburgh	42,057
12/4	W	38-34	N.Y. JETS	30,059
12/11	L	12-28	at N.Y. Giants	69,809
12/18	L	13-24	at San Diego	26,339

TEAM STATISTICS

	CHIEFS	OPP
TOTAL FIRST DOWNS	289	318
Rushing	104	162
Passing	161	136
Penalty	24	20
3rd Down: Made/Att	88/224	94/209
3rd Down Pct.	39.3	45.0
4th Down: Made/Att	12/13	6/13
4th Down Pct.	66.7	46.2
TOTAL NET YARDS	4844	5026
Avg. Per Game	302.8	314.1
Total Plays	1019	1042
Avg. Per Play	4.8	4.8
NET YARDS RUSHING	1713	2592
Avg. Per Game	107.1	162.0
Total Rushes	469	609
Avg. Per Play	3.8	4.3
NET YARDS PASSING	3131	2434
Avg. Per Game	195.7	152.1
Sacked/Yards Lost	43/353	23/157
Gross Yards	3484	2591
Attempts/Completions	528/282	410/214
Pct. of Completions	53.4	52.2
Had Intercepted	21	18
PUNTS/AVERAGE	7/78/40.3	63/40.2
Net Punting Avg.	31.9	34.2
PENALTIES/YARDS	85/636	106/854
FUMBLES/LOST	21/12	30/13
TOUCHDOWNS	24	39
Rushing	8	23
Passing	16	12
Returns	0	4
TIME OF POSSESSION	28:31	31:29

SCORE BY PERIODS	1	2	3	4	OT	Total
CHIEFS TOTAL	51	74	47	82	0	254
Opp. Total	77	118	52	73	0	320

REGULAR STARTERS

OFFENSE

WR	Carlos Carson
LT	John Alt
LG	Rich Baldinger
C	Tom Baugh
RG	Mark Adickes
RT	Irv Eatman
TE	Alfredo Roberts
	Jonathan Hayes
WR	Stephone Paige
QB	Steve DeBerg
RB	Christian Okoye
RB	Paul Palmer
K	Nick Lowery

DEFENSE

LE	Leonard Griffin
	Neil Smith
NT	Bill Maas
RE	Mike Bell
LOLB	Jack Del Rio
LILB	Aaron Pearson
RILB	Dino Hackett
ROLB	Tim Cofield
LCB	Albert Lewis
RCB	Kevin Ross
SS	Lloyd Burruss
FS	Kevin Porter
	Deron Cherry
P	Kelly Goodburn

PRO BOWLERS IN BOLD

AMERICAN CONFERENCE

Western Division

	W	L	T	Pct.
Seattle	9	7	0	.563
Denver	8	8	0	.500
L.A. Raiders	7	9	0	.438
San Diego	6	10	0	.375
Kansas City	4	11	1	.281

Central Division

	W	L	T	Pct.
Cincinnati	12	4	0	.750
Cleveland +	10	6	0	.625
Houston +	10	6	0	.625
Pittsburgh	5	11	0	.313

Eastern Division

	W	L	T	Pct.
Buffalo	12	4	0	.750
Indianapolis	9	7	0	.563
New England	9	7	0	.563
N.Y. Jets	8	7	1	.531
Miami	6	10	0	.375

NATIONAL CONFERENCE

Western Division

	W	L	T	Pct.
San Francisco	10	6	0	.625
L.A. Rams +	10	6	0	.625
New Orleans	10	6	0	.625
Atlanta	5	11	0	.313

Central Division

	W	L	T	Pct.
Chicago	12	4	0	.750
Minnesota +	11	5	0	.688
Tampa Bay	5	11	0	.313
Detroit	4	12	0	.250
Green Bay	4	12	0	.250

Eastern Division

	W	L	T	Pct.
Philadelphia	10	6	0	.625
N.Y. Giants	10	6	0	.625
Washington	7	9	0	.438
Phoenix	7	9	0	.438
Dallas	3	13	0	.188

AFC Championship: CINCINNATI 21, Buffalo 10
 NFC Championship: San Francisco 28, CHICAGO 3
 Super Bowl XXIII: San Francisco 20, Cincinnati 16

INDIVIDUAL STATISTICS

PASSING

	Att.	Cmp.	Yds.	Pct.	TD	Int	LG	Rating
DeBerg	414	224	2935	54.1	16	16	80f	73.5
Kenney	114	58	549	50.9	0	5	25	46.3
CHIEFS TOTAL	528	282	3484	53.4	16	21	80f	67.6
Opp. Total	410	214	2591	52.2	12	18	42f	63.4

PASS RECEIVING

	No.	Yds.	Avg.	LG	TD
Paige	61	902	14.8	49	7
Palmer	53	611	11.5	71f	4
Carson	46	711	15.5	80f	3
Harry	26	362	13.9	38	1
Hayes	22	233	10.6	25	1
Hoard	20	198	9.9	32	0
Saxon	19	177	9.3	22	0
Roberts	10	104	10.4	20	0
Taylor	9	105	11.7	36	0
Okoye	8	51	6.4	12	0
Moriarty	6	40	6.7	12	0
Colbert	1	-3	-3.0	-3	0
Gamble	1	-7	-7.0	-7	0
CHIEFS TOTAL	282	3484	12.4	80f	16
Opp. Total	214	2591	12.1	42f	12

RUSHING

	No.	Yds.	Avg.	LG	TD
Okoye	105	473	4.5	48	3
Palmer	134	452	3.4	26f	2
Hoard	105	438	4.1	20	0
Saxon	60	236	3.9	14	2
Moriarty	20	62	3.1	9	0
DeBerg	18	30	1.7	13	1
Goodburn	1	15	15.0	15	0
Kenney	2	4	2.0	2	0
Taylor	1	2	2.0	2	0
Carson	1	1	1.0	1	0
CHIEFS TOTAL	448	1713	3.8	48	8
Opp. Total	609	2592	4.3	36	23

TEAM LEADERS

Scoring: Nick Lowery	104 pts	23 PATs, 27 FGs
INTs: Deron Cherry	7-51 yds., 0 TDs	
Tackles: Deron Cherry	151 (90 solo)	
Sacks: Bill Maas	4.0 (-34.0 yds.)	
Punting: Kelly Goodburn	76-3059 yds., 40.3 avg., 10 in 20, 59 LG	
Punt Returns: Kiriak Taylor	29-187 yds., 6.4 avg., 0 TDs	
Kickoff Returns: Kenny Gamble	15-291 yds., 19.4 avg., 0 TDs	

HISTORY

1987 KANSAS CITY CHIEFS

Head Coach: Frank Ganz



Preseason		Record: 4-1	
8/8	L 7-20	San Francisco (Canton, OH)	23,826
8/13	W 32-20	at Houston	30,147
8/22	W 13-10	ATLANTA	39,164
8/29	W 34-14	BUFFALO	43,887
9/6	W 13-10 OT	St. Louis (Memphis, TN)	62,353
Regular Season		Record: 4-11 (5th - AFC West)	
9/13	W 20-13	SAN DIEGO	56,940
9/20	L 14-43	at Seattle	61,667
9/27		MINNESOTA	(Cancelled/Strike)
10/4	L 17-35	# at L.A. Raiders	10,708
10/11	L 0-42	# at Miami	25,867
10/18	L 17-26	# DENVER	20,296
10/25	L 21-42	at San Diego	47,972
11/1	L 28-31	at Chicago	63,498
11/8	L 16-17	PITTSBURGH	45,249
11/15	L 9-16	N.Y. JETS	40,718
11/22	L 3-23	GREEN BAY	34,611
11/26	W 27-20	at Detroit (Thur.) (Thanksgiving)	43,820
12/6	L 27-30 OT	at Cincinnati	46,489
12/13	W 16-10	L.A. RAIDERS	63,834
12/19	L 17-20	at Denver (Sat.)	75,053
12/27	W 41-20	SEATTLE	20,370

#-REPLACEMENT GAMES

TEAM STATISTICS

	CHIEFS	OPP.				
TOTAL FIRST DOWNS	265	344				
Rushing	97	139				
Passing	141	172				
Penalty	27	33				
3rd Down: Made/Att	77/192	92/206				
3rd Down Pct.	40.1	44.7				
4th Down: Made/Att	4/10	5/15				
4th Down Pct.	40.0	33.3				
TOTAL NET YARDS	4416	5639				
Avg. Per Game	294.5	375.9				
Total Plays	899	1045				
Avg. Per Play	4.9	5.4				
NET YARDS RUSHING	1799	2333				
Avg. Per Game	119.9	155.5				
Total Rushes	419	536				
Avg. Per Play	4.3	4.7				
NET YARDS PASSING	2619	3305				
Avg. Per Game	174.6	220.4				
Sacked/Yards Lost	48/366	26/167				
Gross Yards	2985	3473				
Attempts/Completions	432/236	484/279				
Pct. of Completions	54.6	57.6				
Had Intercepted	17	11				
PUNTS/AVERAGE	69/40.1	56/40.4				
Net Punting Avg.	32.7	31.7				
PENALTIES/YARDS	108/861	112/936				
FUMBLES/LOST	41/24	24/17				
TOUCHDOWNS	30	45				
Rushing	7	16				
Passing	17	25				
Returns	6	4				
TIME OF POSSESSION	27-10	32-50				
SCORE BY PERIODS	1	2	3	4	OT	Total
CHIEFS TOTAL	55	88	74	56	0	273
Opp. Total	88	116	93	88	3	388

REGULAR STARTERS

INDIVIDUAL STATISTICS

OFFENSE		DEFENSE	
WR	Carlos Carson	LE	Art Still
LT	John Alt	NT	Bill Maas
LG	Rich Baldinger	RT	Pete Koch
C	Tom Baugh	RE	Mike Bell
	Rick Donnalley	OLB	Louis Cooper
RG	Mark Adickes	ILB	Aaron Pearson
RT	Dave Lutz	MLB	Dino Hackett
	Irv Eatman	OLB	Tim Coffield
TE	Jonathan Hayes		Jack Del Rio
WR	Stephone Paige	LCB	Albert Lewis
QB	Bill Kenney	RCB	Kevin Ross
RB	Christian Okoye	SS	Lloyd Burruss
RB	Herman Heard	FS	Deron Cherry
K	Nick Lowery	P	Kelly Goodburn

	PASSING							
	Att.	Cmp.	Yds.	Pct.	TD	Int	LG	Rtg
Kenney	273	154	2107	56.4	15	9	811	85.8
Seuer	55	26	340	47.3	0	4	33	36.9
Blackledge	31	15	154	48.4	1	1	19	60.4
Palmer	1	0	0	0.0	0	0	0	39.6
Others	72	41	364	56.9	1	3	23	42.2
CHIEFS TOTAL	432	236	2985	54.6	17	17	811	73.1
Opp. Total	484	279	3473	57.6	25	11	44	87.8

	PASS RECEIVING				
	No.	Yds.	Avg.	LG	TD
Carson	55	1044	19.0	811	7
Paige	43	707	16.4	51	4
Okoye	24	159	7.0	22	3
Hayes	21	272	13.0	33	2
Heard	14	118	8.4	15	0
Marshall	10	126	12.6	19	0
Morlanti	10	37	3.7	8	1
Coffman	5	42	8.4	13	1
Palmer	4	27	6.8	10	0
Arnold	3	26	8.7	10	0
D. Colbert	3	21	7.0	9	0
Kael	2	9	4.5	7	0
Adickes	1	3	3.0	3	1
Others	41	384	9.4	23	1
CHIEFS TOTAL	236	2985	12.6	811	17
Opp. Total	279	3473	12.4	44	25

	RUSHING				
	No.	Yds.	Avg.	LG	TD
Okoye	157	660	4.2	43	3
Heard	82	466	5.7	64	3
Palmer	24	155	6.5	35	0
Morlanti	30	107	3.6	11	0
Seuer	9	33	3.7	11	0
Blackledge	5	21	4.2	11	0
Goodburn	1	16	16.0	16	0
Clemens	2	7	3.5	7	0
Kenney	12	-2	-0.2	6	0
Carson	1	-7	-7.0	-7	0
Others	96	343	3.6	17	1
CHIEFS TOTAL	419	1799	4.3	64	7
Opp. Total	535	2333	4.4	48	16

TEAM LEADERS

Scoring: Nick Lowery 83 pts; 26 PATs, 19 FGs
 INTs: Deron Cherry 3-58 yds., 0 TDs
 Kevin Ross 3-40 yds., 0 TDs
 Tackles: Dino Hackett 103 (74 solo)
 Sacks: Mike Bell 6.5 (-44.0 yds.)
 Punting: Kelly Goodburn 76-3059 yds., 40.3 avg., 13 In 20, 55 LG
 Punt Returns: Klintn Taylor 29-187 yds., 6.4 avg., 0 TDs
 Kickoff Returns: Kenny Gamble 15-291 yds., 19.4 avg., 0 TDs

HISTORY

AMERICAN CONFERENCE

Western Division				
W	L	T	Pct.	
Denver	10	4	1	700
Seattle †	9	6	0	600
San Diego	8	7	0	533
L.A. Raiders	5	10	0	333
Kansas City	4	11	0	267
Central Division				
W	L	T	Pct.	
Cleveland	10	5	0	667
Houston †	9	6	0	600
Pittsburgh	8	7	0	533
Cincinnati	4	11	0	267
Eastern Division				
W	L	T	Pct.	
Indianapolis	9	6	0	600
New England	8	7	0	533
Miami	8	7	0	533
Buffalo	7	8	0	467
N.Y. Jets	6	9	0	400

NATIONAL CONFERENCE

Western Division				
W	L	T	Pct.	
San Francisco	13	2	0	867
New Orleans †	12	3	0	800
L.A. Rams	6	9	0	400
Atlanta	3	12	0	200
Central Division				
W	L	T	Pct.	
Chicago	11	4	0	733
Minnesota †	8	7	0	533
Green Bay	5	9	1	367
Tampa Bay	4	11	0	267
Detroit	4	11	0	267
Eastern Division				
W	L	T	Pct.	
Washington	11	4	0	733
Dallas	7	8	0	467
St. Louis	7	8	0	467
Philadelphia	7	8	0	467
N.Y. Giants	6	9	0	400

AFC Championship: DENVER 38, Cleveland 33
 NFC Championship: WASHINGTON 17, Minnesota 10
 Super Bowl XXII: Washington 42, Denver 10

1986 KANSAS CITY CHIEFS

Head Coach: John Mackovic

10-6

Preseason		Record: 2-2	
8/9 W	20-0	CINCINNATI	30,067
8/16 W	27-26	at St. Louis	30,305
8/23 L	6-13	BUFFALO	39,911
8/30 L	10-13	at New Orleans	47,945
Regular Season		Record: 10-6 (2nd - AFC West)	
9/7 W	24-14	CINCINNATI	43,430
9/14 L	17-23	at Seattle	64,947
9/21 W	27-13	HOUSTON	43,699
9/28 W	20-17	at Buffalo	67,555
10/5 L	17-24	L.A. RAIDERS	74,430
10/12 L	7-20	at Cleveland	72,304
10/19 W	42-41	SAN DIEGO	55,767
10/26 W	27-20	TAMPA BAY	36,230
11/2 W	24-23	at San Diego	44,518
11/9 W	27-7	SEATTLE	53,268
11/16 L	17-38	at Denver	75,745
11/23 L	14-23	at St. Louis	29,680
11/30 L	14-17	BUFFALO	31,492
12/7 W	37-10	DENVER	47,019
12/14 W	20-17	at L.A. Raiders	68,771
12/21 W	24-19	at Pittsburgh	47,150
AFC Wild Card Playoff Game			
12/28 L	15-35	at N.Y. Jets	69,307

TEAM STATISTICS

	CHIEFS	OPP.				
TOTAL FIRST DOWNS	264	310				
Rushing	83	111				
Passing	152	173				
Penalty	29	26				
3rd Down: Made/Att.	74/220	80/224				
3rd Down Pct.	33.6	35.7				
4th Down: Made/Att.	5/9	7/15				
4th Down Pct.	55.6	43.8				
TOTAL NET YARDS	4218	4934				
Avg. Per Game	263.6	308.4				
Total Plays	100.9	109.9				
Avg. Per Play	4.2	4.5				
NET YARDS RUSHING	1468	1739				
Avg. Per Game	91.8	108.7				
Total Rushes	432	485				
Avg. Per Play	3.4	3.6				
NET YARDS PASSING	2750	3195				
Avg. Per Game	171.9	199.7				
Sacked/Yards Lost	50/372	44/360				
Gross Yards	3122	3555				
Attempts/Completions	521/257	569/303				
Pct. of Completions	49.3	53.3				
Had Intercepted	16	31				
PUNTS/AVERAGE	99/40.7	83/37.0				
Net Punting Avg.	33.7	30.9				
PENALTIES/YARDS	96/824	114/965				
FUMBLES/LOST	27/17	26/18				
TOUCHDOWNS	43	38				
Rushing	10	13				
Passing	23	21				
Returns	10	4				
TIME OF POSSESSION	28:29	31:31				
SCORE BY PERIODS						
	1	2	3	4	OT	Total
CHIEFS TOTAL	67	113	83	95	0	358
Opp. Total	49	121	90	66	0	326

REGULAR STARTERS

OFFENSE		DEFENSE	
WR	Carlos Carson	LE	Art Still
	Henry Marshall	NT	Bill Maas
LT	Irv Eatman	RE	Pete Koch
LG	Brad Budde	LOLB	Louis Cooper
C	Rick Donnalley	LILB	Dino Hackett
RG	Mark Adickes	RILB	Scott Radevic
RT	Dave Lutz	ROLB	Tim Colfield
TE	Walt Arnold	LCB	Albert Lewis
WR	Stephone Paige	RCB	Kevin Ross
QB	Todd Blackledge	SS	Lloyd Burruss
	Bill Kenney	FS	Deron Cherry
RB	Herman Heard	P	Lewis Colbert
RB	Mike Pruitt		
K	Nick Lowery		

INDIVIDUAL STATISTICS

	PASSING										
	Att.	Cmp.	Yds.	Pct.	TD	Int.	LG	Rating			
Kenney	308	161	1922	52.3	13	11	56	70.8			
Blackledge	211	96	1200	45.5	10	6	70	67.6			
Green	1	0	0	0	0	1	0	0.0			
Marshall	1	0	0	0	0	0	0	39.6			
CHIEFS TOTAL	521	257	3122	49.3	23	18	70	68.5			
Opp. Total	569	303	3555	53.3	21	31	51	62.1			
PASS RECEIVING											
	No.	Yds.	Avg.	LG	TD						
Paige	52	829	15.9	51	11						
Marshall	46	652	14.2	31	1						
J. Smith	33	230	7.0	16	3						
Carson	21	497	23.7	70	4						
Arnold	20	169	8.5	27	1						
Green	19	137	7.2	17	0						
Heard	17	83	4.9	13	0						
Coffman	12	75	6.3	10	2						
Harry	9	211	23.4	53	1						
Hayes	8	69	8.6	16	0						
Pruitt	8	56	7.0	13	0						
Moriarty	7	51	7.3	19	0						
Hancock	4	83	15.8	25	0						
Kenney	1	0	0.0	0	0						
CHIEFS TOTAL	257	3122	12.1	70	23						
Opp. Total	303	3555	11.7	51	21						

PRO BOWLERS IN BOLD

AMERICAN CONFERENCE				NATIONAL CONFERENCE			
Western Division				Western Division			
W	L	T	Pct.	W	L	T	Pct.
Denver	11	5	0.688	San Francisco	10	5	1.656
Kansas City +	10	6	0.625	L.A. Rams +	10	6	0.625
Seattle	10	6	0.625	Atlanta	7	8	1.469
L.A. Raiders	8	8	0.500	New Orleans	7	9	0.438
San Diego	4	12	0.250	Central Division			
Central Division				W	L	T	Pct.
Cleveland	12	4	0.750	Chicago	14	2	0.875
Cincinnati	10	6	0.625	Minnesota	9	7	0.563
Pittsburgh	6	10	0.325	Detroit	5	11	0.313
Houston	5	11	0.313	Green Bay	4	12	0.250
Eastern Division				Tampa Bay	2	14	0.125
W	L	T	Pct.	Eastern Division			
New England	11	5	0.688	W	L	T	Pct.
N.Y. Jets +	10	6	0.625	N.Y. Giants	14	2	0.875
Miami	8	8	0.500	Washington +	12	4	0.750
Buffalo	4	12	0.250	Dallas	7	9	0.438
Indianapolis	3	13	0.188	Philadelphia	5	10	1.341
				St. Louis	4	11	1.284

AFC Championship: Denver 23, CLEVELAND 20
 NFC Championship: N.Y. GIANTS 17, Washington 0
 Super Bowl XXI: N.Y. Giants 39, Denver 20

	RUSHING				
	No.	Yds.	Avg.	LG	TD
Pruitt	139	448	3.2	16	2
Green	90	314	3.5	27	3
Heard	71	295	4.2	40	2
J. Smith	54	238	4.4	32	3
Moriarty	35	115	3.3	11	0
Blackledge	23	60	2.6	14	0
Kenney	18	0	0.0	9	0
Paige	2	-2	-1.0	12	0
CHIEFS TOTAL	432	1468	3.4	40	10
Opp. Total	465	1739	3.6	41	13

TEAM LEADERS

Scoring: Nick Lowery	100 pts: 43 PATs 19 FGs
INTs: Deron Cherry	9-150 yds, 0 TDs
Tackles: Dino Hackett	140 (78 solo)
Sacks: Art Still	10.5 (-77.0 yds.)
Punting: Lewis Colbert	99-4033 yds., 40.7 avg., 23 in 20, 56 LG
Punt Returns: Jeff Smith	29-245 yds., 8.4 avg., 0 TDs
Kickoff Returns: Boyce Green	10-254 yds., 25.4 avg., 1 TD

HISTORY

1985 KANSAS CITY CHIEFS

Head Coach: John Mackovic



Preseason		Record: 3-1	
8/10 W	35-27	at Cincinnati	41,115
8/17 L	13-31	NEW ENGLAND	35,162
8/24 W	24-19	at Houston	36,501
8/31 W	17-13	ST. LOUIS	38,618
Regular Season		Record: 6-10 (5th - AFC West)	
9/8 W	47-27	at New Orleans	57,760
9/12 W	36-20	L.A. RAIDERS (Thur.) (N)	72,686
9/22 L	0-31	at Miami	69,791
9/29 W	28-7	SEATTLE	50,485
10/6 L	10-19	at L.A. Raiders	55,133
10/13 L	20-31	at San Diego	50,067
10/20 L	0-16	L.A. RAMS	64,474
10/27 L	10-30	DENVER	68,248
11/3 L	20-23	at Houston	41,238
11/10 L	28-36	PITTSBURGH	46,126
11/17 L	3-31	at San Francisco	56,447
11/24 W	20-7	INDIANAPOLIS	21,762
12/1 L	6-24	at Seattle	52,655
12/8 W	38-10	ATLANTA	18,199
12/14 L	13-14	at Denver (Sat.)	69,209
12/22 W	38-34	SAN DIEGO	18,178

TEAM STATISTICS

	CHIEFS	OPP				
TOTAL FIRST DOWNS	256	336				
Rushing	79	129				
Passing	158	184				
Penalty	21	23				
3rd Down: Made/Att.	76/224	99/239				
3rd Down Pct.	33.9	41.4				
4th Down: Made/Att.	7/15	11/21				
4th Down Pct.	46.7	52.4				
TOTAL NET YARDS	4677	5558				
Avg. Per Game	304.8	353.5				
Total Plays	982	1126				
Avg. Per Play	5.0	5.0				
NET YARDS RUSHING	1486	2169				
Avg. Per Game	92.9	135.6				
Total Rushes	428	513				
Avg. Per Play	3.5	4.2				
NET YARDS PASSING	3191	3489				
Avg. Per Game	211.9	218.1				
Sacked/Yards Lost	43/335	37/263				
Gross Yards	3726	3752				
Attempts/Completions	511/267	576/332				
Pct. of Completions	52.3	57.6				
Had Intercepted	23	27				
PUNTS/AVERAGE	95/40.3	75/41.2				
Net Punting Yards	32.3	34.2				
PENALTIES/YARDS	87/666	85/720				
FUMBLES/LOST	22/11	25/14				
TOUCHDOWNS	35	41				
Rushing	10	18				
Passing	23	22				
Returns	2	1				
TIME OF POSSESSION	28:06	31:54				
SCORE BY PERIODS						
	1	2	3	4	OT	Total
CHIEFS TOTAL	77	111	66	63	0	317
Opp. Total	39	135	65	121	0	360

REGULAR STARTERS

OFFENSE		DEFENSE	
WR	Carlos Carson	LE	Art Still
LT	Matt Herkenhoff	NT	Bill Maas
LG	Brad Budde	RE	Mike Bell
C	Scott Auer	LOLB	Calvin Daniels
RG	Bob Rush	LILB	Scott Radevic
RT	Bob Olderman	RILB	Gary Spani
TE	Dave Lutz	ROLB	Ken Jolly
WR	Henry Marshall	LCB	Albert Lewis
QB	Stephone Paige	RCB	Kevin Floss
QB	Bill Kenney	SS	Lloyd Burruss
RB	Todd Blackledge	FS	Deron Cherry
RB	Herman Heard	P	Jim Arnold
RB	Mike Pruitt		
RB	Bruce King		
K	Nick Lowery		

INDIVIDUAL STATISTICS

	PASSING							Rating
	Att.	Cmp.	Yds.	Pct.	TD	Int	LG	
Kenney	338	181	2536	53.6	17	9	84	83.6
Blackledge	172	86	1190	50.0	6	14	70	50.5
Horton	1	0	0	0	0	0	0	39.6
CHIEFS TOTAL	511	267	3726	52.3	23	23	84	72.3
Opp. Total	576	332	3752	57.6	22	27	56	70.3
PASS RECEIVING								
	No.	Yds.	Avg.	LG	TD			
Carson	47	843	17.9	37	4			
Paige	43	943	21.9	84	10			
Heard	31	257	8.3	27	2			
W. Arnold	28	339	12.1	38	1			
Horton	28	185	6.6	22	1			
Marshall	25	446	17.8	50	0			
Smith	18	157	8.7	45	2			
Hancock	15	286	19.1	48	2			
King	7	45	6.4	8	0			
Pruitt	7	43	6.1	9	0			
Scott	5	61	12.2	21	0			
Holston	5	51	10.2	17	0			
Hayes	5	39	7.8	12	1			
Jones	3	31	10.3	15	0			
CHIEFS TOTAL	267	3726	14.0	84	23			
Opp. Total	332	3752	11.3	56	22			
RUSHING								
	No.	Yds.	Avg.	LG	TD			
Heard	164	595	3.6	33	4			
Pruitt	105	366	3.5	54	2			
Horton	48	146	3.0	19	3			
Smith	30	118	3.9	27	0			
Blackledge	17	97	5.7	25	0			
King	28	83	3.0	9	0			
Carson	3	25	8.3	13	0			
Lacy	6	21	3.5	6	0			
Jones	12	19	1.6	7	0			
Paige	1	15	15.0	15	0			
Kenney	14	1	0.1	5	1			
CHIEFS TOTAL	428	1486	3.5	54	10			
Opp. Total	513	2169	4.2	50	18			

TEAM LEADERS

Scoring: Nick Lowery 107 pts; 35 PATs, 24 FGs
 INTs: Albert Lewis, 8-59 yds., 0 TDs
 Tackles: Deron Cherry, 134 (85 solo)
 Sacks: Bill Maas, 7.0 (-51.0 yds.)
 Punting: Jim Arnold, 93-3827 yds., 41.2 avg., 15 in 20, 62 LG
 Punt Returns: Garcia Lane, 43-381 yds., 8.9 avg., 0 TDs
 Kickoff Returns: Jeff Smith, 33-654 yds., 19.8 avg., 0 TDs

HISTORY

AMERICAN CONFERENCE

Western Division				
	W	L	T	Pct.
L.A. Raiders	12	4	0	.750
Denver	11	5	0	.688
Seattle	8	8	0	.500
San Diego	8	8	0	.500
Kansas City	6	10	0	.375
Central Division				
	W	L	T	Pct.
Cleveland	8	8	0	.500
Cincinnati	7	9	0	.438
Pittsburgh	7	9	0	.438
Houston	5	11	0	.313
Eastern Division				
	W	L	T	Pct.
Miami	12	4	0	.750
N.Y. Jets	11	5	0	.688
New England	11	5	0	.688
Indianapolis	5	11	0	.313
Buffalo	2	14	0	.125

NATIONAL CONFERENCE

Western Division				
	W	L	T	Pct.
L.A. Rams	11	5	0	.688
San Francisco	10	6	0	.625
New Orleans	5	11	0	.313
Atlanta	4	12	0	.250
Central Division				
	W	L	T	Pct.
Chicago	15	1	0	.938
Green Bay	8	8	0	.500
Minnesota	7	9	0	.438
Detroit	7	9	0	.438
Tampa Bay	2	14	0	.125
Eastern Division				
	W	L	T	Pct.
Dallas	10	6	0	.625
N.Y. Giants	10	6	0	.625
Washington	10	6	0	.625
Philadelphia	7	9	0	.438
St. Louis	5	11	0	.313

AFC Championship: New England 31, Miami 14
 NFC Championship: CHICAGO 24, L.A. Rams 0
 Super Bowl XX: Chicago 46, New England 10

1984 KANSAS CITY CHIEFS

Head Coach: John Mackovic



Preseason		Record: 1-3	
8/4	L 20-34	NEW ORLEANS	34,230
8/10	L 10-14	at St. Louis	30,233
8/18	W 31-13	CLEVELAND	33,074
8/24	L 7-36	at New England	22,721
Regular Season		Record: 8-8 (4th - AFC West)	
9/2	W 37-27	at Pittsburgh	56,709
9/9	W 27-22	at Cincinnati	47,111
9/16	L 20-22	L.A. RAIDERS	75,111
9/23	L 0-21	at Denver	74,263
9/30	W 10-6	CLEVELAND	40,785
10/7	L 16-17	N.Y. JETS	53,167
10/14	W 31-13	SAN DIEGO	67,465
10/21	L 7-28	at N.Y. Jets	76,891
10/28	W 24-20	TAMPA BAY	41,710
11/4	L 0-45	at Seattle	64,915
11/11	L 16-17	HOUSTON	44,464
11/18	L 7-17	at L.A. Raiders	48,575
11/25	L 27-28	at N.Y. Giants	74,383
12/2	W 16-13	DENVER	38,949
12/9	W 34-7	SEATTLE	34,855
12/16	W 42-21	at San Diego	40,211

TEAM STATISTICS

	CHIEFS	OPP.				
TOTAL FIRST DOWNS	295	335				
Rushing	88	121				
Passing	178	192				
Penalty	29	22				
3rd Down: Made/Att.	73/221	89/246				
3rd Down Pct.	33.0	36.2				
4th Down: Made/Att.	1/6	9/24				
4th Down Pct.	16.7	37.5				
TOTAL NET YARDS	5095	5625				
Avg. Per Game	318.4	351.6				
Total Plays	1034	1159				
Avg. Per Play	4.9	4.9				
NET YARDS RUSHING	1527	1982				
Avg. Per Game	95.4	123.9				
Total Rushes	408	428				
Avg. Per Play	3.7	3.8				
NET YARDS PASSING	3568	3645				
Avg. Per Game	223.0	227.8				
Sacked/Yards Lost	33/301	50/364				
Gross Yards	3669	4009				
Attempts/Completions	593/305	568/329				
Pct. of Completions	51.4	56.1				
Had Interception	22	30				
PUNTS/AVERAGE	98/44.9	91/40.0				
Net Punting Avg.	37.5	33.6				
PENALTIES/YARDS	99/606	108/951				
FUMBLES/LOST	34/15	18/11				
TOUCHDOWNS	35	38				
Rushing	12	10				
Passing	21	19				
Returns	2	9				
TIME OF POSSESSION	27:25	32:25				
SCORE BY PERIODS						
	1	2	3	4	OT	Total
CHIEFS TOTAL	57	105	61	91	0	314
Opp. Total	37	127	73	87	0	324

REGULAR STARTERS

OFFENSE		DEFENSE	
WR	Carlos Carson	LE	Art Still
LT	Matt Herkenhoff	NT	Bill Maas
LG	Brad Budde	RE	Mike Bell
C	Bob Rush	LOLB	Ken McAlister
RG	Tom Condon	LILB	John Zamblerin
RT	Dave Lutz		Jerry Blanton
	Jim Rourke	RILB	Gary Spani
TE	Willie Scott	ROLB	Calvin Daniels
WR	Henry Marshall	LCB	Albert Lewis
QB	Bill Kenney	RCB	Kevin Ross
	Todd Blackledge	SS	Lloyd Burruss
RB	Herman Heard	FS	Deron Cherry
	Theotis Brown	P	Jim Arnold
RB	Billy Jackson		
K	Nick Lowery		

PRO BOWLERS IN BOLD

INDIVIDUAL STATISTICS

	PASSING							Rating
	Att.	Cmp.	Yds.	Pct.	TD	Int	LG	
Kerney	282	151	2098	53.5	15	10	651	80.7
Blackledge	294	147	1707	50.0	6	11	461	59.2
Osiecki	17	7	64	41.2	0	1	19	27.6
CHIEFS TOTAL	593	305	3869	51.4	21	22	651	68.5
Opp. Total	596	329	4009	56.1	19	30	801	67.3
		PASS RECEIVING						
	No.	Yds.	Avg.	LG	TD			
Marshall	62	912	14.7	37	4			
Carson	57	1078	18.9	57	4			
Brown	38	236	6.2	17	0			
Paige	30	541	18.0	651	4			
Scott	28	253	9.0	27	3			
Haard	25	223	8.9	17	0			
B. Jackson	15	101	6.7	11	1			
Lacy	13	67	6.7	20	2			
W. Arnold	11	95	8.6	15	1			
Hancock	10	217	21.7	461	1			
Smith	8	69	9.4	16	0			
Beckman	7	44	6.3	9	1			
Little	1	13	13.0	13	0			
CHIEFS TOTAL	305	3869	12.7	651	21			
Opp. Total	329	4009	12.2	801	19			
		RUSHING						
	No.	Yds.	Avg.	LG	TD			
Heard	65	684	4.1	691	4			
Brown	37	337	3.5	25	1			
B. Jackson	50	225	4.5	16	4			
Lacy	46	165	3.6	241	2			
Blackledge	18	102	5.7	26	1			
Paige	3	19	6.3	9	0			
Gunter	15	12	0.8	4	0			
Ricks	2	1	0.5	1	0			
W. Arnold	1	0	0.0	0	0			
Osiecki	1	-2	-2.0	-2	0			
Kerney	9	-8	-0.9	1	0			
Carson	1	-8	-8.0	-8	0			
CHIEFS TOTAL	408	1527	3.7	691	12			
Opp. Total	523	1982	3.8	52	10			

TEAM LEADERS

Scoring: Nick Lowery 104 pts: 35 PATS, 23 FGs
 INTS: Deron Cherry 7-140 yds., 0 TDs
 Tackles: Art Still 131 (107 solo)
 Sacks: Art Still 14.5 (-86.0 yds.)
 Punting: Jim Arnold 98-4397 yds., 44.9 avg., 22 in 20, 63 LG
 Punt Returns: J.T. Smith 39-332 yds., 8.5 avg., 0 TDs
 Kickoff Returns: J.T. Smith 19-391 yds., 20.6 avg., 0 TDs

AMERICAN CONFERENCE

Western Division			
W	L	T	Pct.
Denver	13	3	0.813
Seattle †	12	4	0.750
L.A. Raiders †	11	5	0.688
Kansas City	8	8	0.500
San Diego	7	9	0.438
Central Division			
W	L	T	Pct.
Pittsburgh	9	7	0.563
Cincinnati	8	8	0.500
Cleveland	5	11	0.313
Houston	3	13	0.188
Eastern Division			
W	L	T	Pct.
Miami	14	2	0.875
New England	9	7	0.563
N.Y. Jets	7	9	0.438
Indianapolis	4	12	0.250
Buffalo	2	14	0.125

NATIONAL CONFERENCE

Western Division			
W	L	T	Pct.
San Francisco	15	1	0.938
L.A. Rams †	10	6	0.625
New Orleans	7	9	0.438
Atlanta	4	12	0.250
Central Division			
W	L	T	Pct.
Chicago	10	6	0.625
Green Bay	8	8	0.500
Tampa Bay	6	10	0.375
Detroit	4	11	0.261
Minnesota	3	13	0.188
Eastern Division			
W	L	T	Pct.
Washington	11	5	0.688
N.Y. Giants †	9	7	0.563
St. Louis	9	7	0.563
Dallas	9	7	0.563
Philadelphia	6	9	0.406

AFC Championship: MIAMI 45, Pittsburgh 28
 NFC Championship: SAN FRANCISCO 23, Chicago 0
 Super Bowl XIX: San Francisco 38, Miami 16

1983 KANSAS CITY CHIEFS

Head Coach: John Mackovic

6-10

Preseason		Record: 2-2	
8/6	W 24-7	at Cincinnati	42,662
8/13	L 13-17	DETROIT	32,885
8/20	W 17-16	ST. LOUIS	34,070
8/27	L 17-20	at Chicago	56,311
Regular Season		Record: 6-10 (4th - AFC West)	
9/4	W 17-13	SEATTLE	42,531
9/12	L 14-17	SAN DIEGO (Mon.) (N)	62,150
9/18	L 12-27	at Washington	52,610
9/25	L 6-14	at Miami	50,785
10/2	W 38-14	ST. LOUIS	58,975
10/9	L 20-21	at L.A. Raiders	40,492
10/16	W 38-17	N.Y. GIANTS	55,449
10/23	W 13-10 OT	at Houston	39,462
10/30	L 24-27	at Denver	76,640
11/6	L 20-28	L.A. RAIDERS	75,497
11/13	W 20-15	CINCINNATI	46,711
11/20	L 21-41	at Dallas	64,102
11/27	L 48-51 OT	at Seattle	56,793
12/4	L 9-14	BUFFALO	27,104
12/11	L 38-41	at San Diego	35,510
12/18	W 48-17	DENVER	11,377

TEAM STATISTICS

	CHIEFS	OPP				
TOTAL FIRST DOWNS	314	319				
Rushing	83	136				
Passing	208	158				
Penalty	23	25				
3rd Down: Made/Att.	93/234	83/221				
3rd Down Pct.	39.7	39.6				
4th Down: Made/Att.	4/9	7/12				
4th Down Pct.	44.4	58.3				
TOTAL NET YARDS	5595	5386				
Avg. Per Game	349.7	336.6				
Total Plays	1074	1089				
Avg. Per Play	5.2	4.9				
NET YARDS RUSHING	1254	2275				
Avg. Per Game	78.4	142.2				
Total Rushes	387	554				
Avg. Per Play	3.2	4.1				
NET YARDS PASSING	4341	3111				
Avg. Per Game	271.3	194.4				
Sacked/Yards Lost	46/343	35/250				
Gross Yards	4684	3361				
Attempts/Completions	641/369	500/261				
Pct. of Completions	57.6	52.2				
Had Intercepted	19	30				
PUNTS/AVERAGE	93/39.9	85/41.2				
Net Punting Avg.	32.6	33.8				
PENALTIES/YARDS	113/911	105/837				
FUMBLES/LOST	30/19	34/21				
TOUCHDOWNS	45	44				
Rushing	13	19				
Passing	29	21				
Returns	3	4				
TIME OF POSSESSION	28:35	31:07				
SCORE BY PERIODS	1	2	3	4	OT	Total
CHIEFS TOTAL	86	96	85	116	3	386
Opp. Total	57	89	88	130	3	367

REGULAR STARTERS

OFFENSE		DEFENSE	
WR	Carlos Carson	LE	Art Still
LT	Matt Herkenhoff	NT	Dino Mangiero
LG	Brad Budde	RE	Mike Bell
C	Bob Rush	LOLB	Thomas Howard
RG	Tom Condon	LILB	Jerry Blanton
	Bob Simmons	RILB	Gary Spani
RT	Dave Lutz	ROLB	Calvin Daniels
TE	Willie Scott	LCB	Gary Green
WR	Anthony Hancock	RCB	Lucious Smith
	Henry Marshall	SS	Lloyd Burruss
QB	Bill Kenney	FS	Deron Cherry
TE	Ed Beckman	P	Jim Arnold
RB	Theotis Brown		
RB	Billy Jackson		
K	Nick Lowery		

PRO BOWLERS IN BOLD

AFC AMERICAN CONFERENCE

Western Division				
	W	L	T	Pct.
L.A. Raiders	12	4	0	.750
Seattle	9	7	0	.563
Denver	9	7	0	.563
San Diego	6	10	0	.375
Kansas City	6	10	0	.375
Central Division				
	W	L	T	Pct.
Pittsburgh	10	6	0	.625
Cleveland	9	7	0	.563
Cincinnati	7	9	0	.483
Houston	2	14	0	.125
Eastern Division				
	W	L	T	Pct.
Miami	12	4	0	.750
New England	8	8	0	.500
Buffalo	8	8	0	.500
Baltimore	7	9	0	.438
N.Y. Jets	7	9	0	.438

NFC NATIONAL CONFERENCE

Western Division				
	W	L	T	Pct.
San Francisco	10	6	0	.625
L.A. Rams	9	7	0	.563
New Orleans	8	8	0	.500
Atlanta	7	9	0	.438
Central Division				
	W	L	T	Pct.
Detroit	9	7	0	.563
Chicago	8	8	0	.500
Green Bay	8	8	0	.500
Minnesota	8	8	0	.500
Tampa Bay	2	14	0	.125
Eastern Division				
	W	L	T	Pct.
Washington	14	2	0	.875
Dallas	12	4	0	.750
St. Louis	8	7	1	.531
Philadelphia	5	11	0	.313
N.Y. Giants	3	12	1	.219

AFC Championship: L.A. RAIDERS 30, Seattle 14
 NFC Championship: WASHINGTON 24, San Francisco 21
 Super Bowl XVIII: L.A. Raiders 38, Washington 9

INDIVIDUAL STATISTICS

PASSING									
	Att.	Cmp.	Yds.	Pct.	TD	Int	LG	Rating	
Kenney	603	346	4348	57.4	24	18	53	80.8	
Blackledge	34	20	259	58.8	3	0	43	112.3	
J. Thomas	2	1	18	50	1	1	18	81.3	
Carson	1	1	48	100.0	1	0	48	158.3	
Brown	1	1	11	100.0	0	0	11	112.5	
Marshall	0	0	0	0.0	0	0	0	0.0	
CHIEFS TOTAL	641	369	4684	57.6	29	19	53	83.2	
Opp. Total	500	261	3361	52.2	21	30	58	62.6	
PASS RECEIVING									
	No.	Yds.	Avg.	LG	TD				
Carson	80	1351	16.9	50t	7				
Marshall	50	786	15.8	52	6				
Brown	47	418	8.9	53	2				
Hancock	37	584	15.8	50	1				
B. Jackson	32	243	7.6	29	0				
Paige	30	528	17.6	43	6				
K. Thomas	30	254	8.5	25	1				
Scott	29	247	8.5	22	6				
Beckman	13	130	10.0	20	0				
J. Thomas	8	33	4.1	7	0				
J. T. Smith	7	85	12.1	18	0				
Ricks	3	5	1.7	7	0				
Hadnot	2	18	9.0	16	0				
Kenney	1	0	0.0	0	0				
CHIEFS TOTAL	369	4684	12.7	53	29				
Opp. Total	261	3361	12.9	58	21				
RUSHING									
	No.	Yds.	Avg.	LG	TD				
B. Jackson	152	499	3.3	19	2				
Brown	124	467	3.8	49t	8				
J. Thomas	44	115	2.6	11	0				
Kenney	23	59	2.6	11	3				
K. Thomas	15	55	3.7	28	0				
Ricks	21	28	1.3	10	0				
Carson	2	20	10.0	18	0				
Hadnot	4	10	2.5	7	0				
Scott	1	1	1.0	1	0				
Blackledge	1	0	0.0	0	0				
CHIEFS TOTAL	387	1254	3.2	49t	13				
Opp. Total	554	2275	4.1	60	19				
TEAM LEADERS									
Scoring: Nick Lowery	116 pts: 44 PATs, 24 FGs								
INTs: Deron Cherry	7-100 yds., 0 TDs								
Tackles: Jerry Blanton	136 (83 solo)								
Sacks: Mike Bell	10.0 (-62.0 yds.)								
Punting: Jim Arnold	33-3710 yds., 39.9 avg., 21 In 20, 64 LG								
Punt Returns: J. T. Smith	26-210 yds., 8.1 avg., 0 TDs								
Kickoff Returns: Theotis Brown	15-301 yds., 20.1 avg., 0 TDs								

HISTORY

1982 KANSAS CITY CHIEFS

Head Coach: Marv Levy



Preseason		Record: 2-1-1	
8/13 W	26-10	CINCINNATI	39,815
8/21 L	3-6	at New Orleans	46,585
8/28 T	17-17 OT	MIAMI	42,290
9/4 W	10-6	at St. Louis	39,926
Regular Season		Record: 3-6 (4th - AFC West)	
9/12 L	9-14	at Buffalo	79,383
9/19 W	19-12	SAN DIEGO	60,514
9/23		ATLANTA	Cancelled*
10/3		at Seattle	Cancelled*
10/10		HOUSTON	Cancelled*
10/17		at San Diego	Cancelled*
10/24		N.Y. Jets	Rescheduled (1/2)*
10/31		SEATTLE	Cancelled*
11/7		at Oakland	Cancelled*
11/14		DENVER	Cancelled*
11/21 L	17-27	at New Orleans	39,341
11/28 L	14-20	at L.A. Rams	45,793
12/5 L	14-35	at Pittsburgh	52,090
12/12 L	16-21	OAKLAND	26,307
12/19 W	37-16	at Denver	74,192
12/26 L	13-26	SAN FRANCISCO	24,319
1/2 W	37-13	N.Y. JETS	11,902

*Season shortened to nine games due to NFLPA strike.

TEAM STATISTICS

	CHIEFS	OPP.				
TOTAL FIRST DOWNS	163	170				
Rushing	71	69				
Passing	79	92				
Penalty	13	9				
3rd Down: Made/Avt.	48/126	65/123				
3rd Down Pct.	38.1	52.8				
4th Down: Made/Avt.	7/12	2/4				
4th Down Pct.	58.3	50.0				
TOTAL NET YARDS	2408	2733				
Avg. Per Game	27.3	303.7				
Total Plays	573	556				
Avg. Per Play	4.4	4.9				
NET YARDS RUSHING	943	1066				
Avg. Per Game	104.8	118.4				
Total Rushes	269	279				
Avg. Per Play	3.5	3.8				
NET YARDS PASSING	1565	1667				
Avg. Per Game	172.8	185.2				
Sacked/Yards Lost	40/309	15/120				
Gross Yards	1864	1787				
Attempts/Completions	264/145	262/155				
Pct. of Completions	54.9	59.2				
Had Intercepted	8	12				
PUNTS/AVERAGE	38/40.5	38/38.6				
Net Punting Avg.	29.0	32.1				
PENALTIES/YARDS	43/372	59/476				
FUMBLES/LOST	13/4	23/10				
TOUCHDOWNS	17	22				
Rushing	3	7				
Passing	10	19				
Returns	4	3				
TIME OF POSSESSION	30:11	29:49				
SCORE BY PERIODS	1	2	3	4	OT	Total
CHIEFS TOTAL	33	63	16	64	0	176
Opp. Total	40	55	31	58	0	184

REGULAR STARTERS

OFFENSE		DEFENSE	
WR	Henry Marshall	LE	Art Still
LT	Matt Herkenhoff	NT	Ken Kremer
LG	Brad Budde	RE	Mike Bell
C	Jack Rudny		Dave Lindstrom
RG	Tom Condon	LOLB	Thomas Howard
RT	Charlie Getty	LILB	Jerry Blanton
TE	Al Dixon	RILB	Gary Spani
WR	Carlos Carson	ROLB	Charles Jackson
QB	Bill Kenney	LCB	Gary Green
RB	Joe Delaney	RCB	Eric Harris
RB	Billy Jackson	SS	Lloyd Burruss
K	Nick Lowery	FS	Gary Barbaro
		P	Jeff Gossett

PRO BOWLERS IN BOLD

AMERICAN CONFERENCE				NATIONAL CONFERENCE			
W	L	T	Pct.	W	L	T	Pct.
L.A. Raiders	8	1	0.889	Washington	8	1	0.889
Miami	7	2	0.778	Dallas	6	3	0.667
Cincinnati	7	2	0.778	Brown Bay	5	3	1.611
Pittsburgh	6	3	0.667	Minnesota	5	4	0.556
San Diego	6	3	0.667	Atlanta	5	4	0.556
N.Y. Jets	6	3	0.667	St. Louis	5	4	0.556
New England	5	4	0.556	Tampa Bay	5	4	0.556
Cleveland	4	5	0.444	Detroit	4	5	0.444
Buffalo	4	5	0.444	New Orleans	4	5	0.444
Seattle	4	5	0.444	N.Y. Giants	4	5	0.444
Kansas City	3	6	0.333	San Francisco	3	6	0.333
Denver	2	7	0.222	Chicago	3	6	0.333
Houston	1	8	0.111	Philadelphia	3	6	0.333
Baltimore	0	8	0.056	L.A. Rams	2	7	0.222

As the result of a 57-day players' strike, the 1982 NFL regular season schedule was reduced from 16 weeks to 9. At the conclusion of the regular season, the NFL conducted a 16-team postseason Super Bowl tournament. Eight teams from each conference were seeded 1-8 based on their records during the season.

AFC Championship: Miami 14, N.Y. Jets 0
 NFC Championship: Washington 31, Dallas 17
 Super Bowl XVII: Washington 27, Miami 17

INDIVIDUAL STATISTICS

	PASSING							
	Att.	Cmp.	Yds.	Pct.	TD	Int.	LG	Rating
Kenney	169	95	1192	56.2	7	6	51	77.0
Fuller	93	49	665	52.7	3	2	51	77.3
Gagliano	1	1	7	100.0	0	0	7	95.8
Marshall	1	0	0	0.0	0	0	0	39.6
CHIEFS TOTAL	264	145	1864	54.9	10	8	51	77.4
Opp. Total	262	155	1787	59.2	12	12	74	76.0
	PASS RECEIVING							
	No.	Yds.	Avg.	LG	TD			
Marshall	40	549	13.7	441	3			
Carson	27	494	18.3	51	2			
Dixon	18	251	13.9	37	2			
Hadnot	14	96	6.9	28	0			
Delaney	11	53	4.8	13	0			
Smith	10	168	16.8	51	0			
Scott	8	49	6.1	13	1			
Hancock	7	116	16.6	411	1			
B. Jackson	5	41	8.2	13	0			
Rome	2	25	12.5	16	0			
Games	2	17	8.5	7	0			
Bledsoe	1	5	5.0	5	0			
CHIEFS TOTAL	145	1864	12.9	51	10			
Opp. Total	155	1787	11.5	74	12			
	RUSHING							
	No.	Yds.	Avg.	LG	TD			
Delaney	95	380	4.0	36	0			
B. Jackson	86	243	2.8	18	3			
Hadnot	46	172	3.7	25	0			
Fuller	10	56	5.6	12	0			
Kenney	13	40	3.1	12	0			
Marshall	3	25	8.3	16	0			
Bledsoe	10	20	2.0	5	0			
Thompson	4	7	1.8	4	0			
Games	1	0	0.0	0	0			
Studdard	1	0	0.0	0	0			
CHIEFS TOTAL	269	943	3.5	36	3			
Opp. Total	279	1066	3.8	24	7			

TEAM LEADERS

Scoring: Nick Lowery	74 pts: 17 PATs, 19 FGs
INTs: Eric Harris	3-66 yds., 1 TD
Gary Barbaro	3-45 yds., 1 TD
Tackles: Art Still	68 (44 solo)
Sacks: Art Still	4.0 (-34.0 yds.)
Punting: Jeff Gossett	33-1366 yds., 41.1 avg., 6 in 20, 56 LG
Punt Returns: Anthony Hancock	12-103 yds., 8.6 avg., 0 TDs
Kickoff Returns: Anthony Hancock	27-609 yds., 22.6 avg., 0 TDs

HISTORY

1981 KANSAS CITY CHIEFS

Head Coach: Marv Levy



Preseason			Record: 1-3
8/7	L	10-16	at Washington 32,488
8/15	W	13-0	CHICAGO 41,099
8/22	L	3-16	ST. LOUIS 42,550
8/28	L	7-31	at Miami 36,896
Regular Season			Record: 9-7 (3rd - AFC West)
9/6	W	37-33	at Pittsburgh 53,305
9/13	W	19-10	TAMPA BAY 50,555
9/20	L	31-42	SAN DIEGO 63,866
9/27	W	20-14	at Seattle 59,255
10/4	L	17-33	at New England 55,931
10/11	W	27-0	OAKLAND 76,543
10/18	W	28-14	DENVER 74,672
10/25	W	28-17	at Oakland 42,914
11/1	L	20-22	at San Diego 51,307
11/8	L	13-16 OT	CHICAGO 60,605
11/15	W	23-10	HOUSTON 73,984
11/22	W	40-13	SEATTLE 49,002
11/26	L	10-27	at Detroit (Thur.) (Thanksgiving) 76,735
12/6	L	13-16	at Denver 74,744
12/13	L	7-17	MIAMI 57,407
12/20	W	10-6	at Minnesota 41,110

REGULAR STARTERS

OFFENSE

WR	Henry Marshall
LT	Matt Herkenhoff
LG	Brad Budde
C	Jack Rudnay
RG	Tom Condon
RT	Charlie Getty
TE	Al Dixon
WR	J.T. Smith
QB	Bill Kenney
RB	Joe Delaney
RB	James Hadnot
K	Nick Lowery

DEFENSE

LE	Art Still
NT	Don Parrish
	Ken Kremer
RE	Mike Bell
LOLB	Thomas Howard
LILB	Jerry Blanton
RILB	Gary Spani
ROLB	Charles Jackson
LCB	Gary Green
RCB	Eric Harris
SS	Lloyd Burruss
FS	Gary Barbaro
P	Bob Grupp

PRO BOWLERS IN BOLD



AMERICAN CONFERENCE

Western Division				
	W	L	T	Pct.
San Diego	10	6	0	.625
Denver	10	6	0	.625
Kansas City	9	7	0	.563
Oakland	7	9	0	.438
Seattle	6	10	0	.375
Central Division				
	W	L	T	Pct.
Cincinnati	12	4	0	.750
Pittsburgh	8	8	0	.500
Houston	7	9	0	.438
Cleveland	5	11	0	.313
Eastern Division				
	W	L	T	Pct.
Miami	11	4	1	.719
N.Y. Jets †	10	5	1	.656
Buffalo †	10	6	0	.625
Baltimore	2	14	0	.125
New England	2	14	0	.125



NATIONAL CONFERENCE

Western Division				
	W	L	T	Pct.
San Francisco	13	3	0	.813
Atlanta	7	9	0	.438
Los Angeles	6	10	0	.375
New Orleans	4	12	0	.250
Central Division				
	W	L	T	Pct.
Tampa Bay	9	7	0	.563
Detroit	8	8	0	.500
Green Bay	8	8	0	.500
Minnesota	7	9	0	.438
Chicago	6	10	0	.375
Eastern Division				
	W	L	T	Pct.
Dallas	12	4	0	.750
Philadelphia †	10	6	0	.625
N.Y. Giants †	9	7	0	.563
Washington	8	8	0	.500
St. Louis	7	9	0	.438

AFC Championship: CINCINNATI 27, San Diego 7
 NFC Championship: SAN FRANCISCO 28, Dallas 27
 Super Bowl XVI: San Francisco 26, Cincinnati 21

TEAM STATISTICS

	CHIEFS	OPP.				
TOTAL FIRST DOWNS						
Rushing	315	316				
Passing	160	111				
Penalty	132	127				
3rd Down: Made/Att.	23	27				
3rd Down Pct.	91/217	93/238				
3rd Down Pct.	41.9	39.1				
TOTAL NET YARDS	2633	5373				
Avg. Per Game	329.8	335.8				
Total Plays	1057	1102				
Avg. Per Play	5.0	4.9				
NET YARDS RUSHING	2633	1747				
Avg. Per Game	164.6	109.2				
Total Rushes	610	507				
Avg. Per Play	4.3	3.4				
NET YARDS PASSING	2640	3626				
Avg. Per Game	165.0	226.6				
Sacked/Yards Lost	37/277	27/195				
Gross Yards	2917	3821				
Attempts/Completions	410/224	567/291				
Pct. of Completions	54.6	51.3				
Had Intercepted	22	26				
PUNTS/AVERAGE	70/38.5	80/38.9				
Net Punting Avg.	33.2	30.8				
PENALTIES/YARDS	96/920	88/723				
FUMBLE/LOST	36/24	42/21				
TOUCHDOWNS	38	34				
Rushing	22	17				
Passing	12	16				
Returns	4	1				
TIME OF POSSESSION	31:01	28:59				
SCORE BY PERIODS						
	1	2	3	4	OT	Total
CHIEFS TOTAL	85	69	85	104	0	343
Opp. Total	82	97	51	57	3	290

INDIVIDUAL STATISTICS

	PASSING							
	Att.	Cmp.	Yds.	Pct.	TD	Int	LG	Rating
Kerney	274	147	1983	53.6	9	16	64†	63.8
Fuller	134	77	934	57.5	3	4	53	73.9
Marshall	1	0	0	0.0	0	1	0	0.0
Hadnot	1	0	0	0.0	0	1	0	0.0
CHIEFS TOTAL	410	224	2917	54.6	12	22	64†	64.4
Opp. Total	567	291	3821	51.3	16	26	86†	63.1
	PASS RECEIVING				LG	TD		
	No.	Yds.	Avg.					
J.T. Smith	63	852	13.5	42	2			
Marshall	38	620	16.3	64†	4			
Dixon	29	356	12.3	48	2			
Hadnot	23	215	9.3	20	0			
Delaney	22	246	11.2	61	0			
Rome	17	203	11.9	23	1			
McKnight	8	77	9.6	23	0			
Carson	7	179	25.6	53	1			
B. Jackson	6	31	5.2	10	1			
Scott	5	72	14.4	26	†			
Bledsoe	3	27	9.0	17	0			
Murphy	2	36	18.0	22	0			
Williams	1	3	3.0	3	0			
CHIEFS TOTAL	224	2917	13.0	64†	12			
Opp. Total	291	3821	13.1	86	16			
	RUSHING							
	No.	Yds.	Avg.	LG	TD			
Delaney	234	1121	4.8	82†	3			
Hadnot	140	603	4.3	30	3			
B. Jackson	111	398	3.6	31	10			
McKnight	54	195	3.6	26	5			
Fuller	19	118	6.2	27	0			
Kenney	24	89	3.7	21	1			
Marshall	3	69	23.0	34	0			
Bledsoe	20	85	3.3	13	0			
Williams	2	0	0.0	3	0			
Carson	1	-1	-1.0	-1	0			
Dixon	1	-5	-5.0	-5	0			
Grupp	1	-19	-19.0	-19	0			
CHIEFS TOTAL	610	2633	4.3	82†	22			
Opp. Total	507	1747	3.5	30	17			
TEAM LEADERS								
Scoring: Nick Lowery	115 pts: 37 PATs, 26 FGs							
INTs: Eric Harris	7-109 yds., 1 TD							
Tackles: Gary Spani	153 (104 solo)							
Sacks: Ken Kremer	8.0 (-57.5 yds.)							
Punting: Bob Grupp	41-1556 yds., 38.0 avg., 5 in 20, 57 LG							
Punt Returns: J.T. Smith	50-528 yds., 10.6 avg., 0 TDs							
Kickoff Returns: James Murphy	20-457 yds., 22.9 avg., 0 TDs							

1980 KANSAS CITY CHIEFS

Head Coach: Marv Levy



Preseason		Record: 3-1	
8/9 W	4-0	CLEVELAND	38,055
8/18 W	24-10	MINNESOTA	39,879
8/23 W	20-10	at St. Louis	41,687
8/30 L	21-31	San Francisco (Tucson, AZ)	27,000
Regular Season		Record: 8-8 (3rd, tie - AFC West)	
9/7 L	14-27	OAKLAND	54,269
9/14 L	16-17	SEATTLE	42,403
9/21 L	13-20	at Cleveland	63,614
9/28 L	7-24	SAN DIEGO	45,161
10/5 W	31-17	at Oakland	40,153
10/12 W	21-20	HOUSTON	75,048
10/19 W	23-17	at Denver	74,459
10/26 W	20-17	DETROIT	59,391
11/2 L	24-31	BALTIMORE	52,383
11/9 W	31-30	at Seattle	58,976
11/16 L	7-20	at San Diego	50,248
11/23 W	21-13	at St. Louis	42,871
11/30 L	6-20	CINCINNATI	41,594
12/7 W	31-14	DENVER	40,237
12/14 L	16-21	at Pittsburgh	50,013
12/21 W	38-28	at Baltimore	19,641

TEAM STATISTICS

	CHIEFS	OPP.
TOTAL FIRST DOWNS	270	328
Rushing	130	136
Passing	122	179
Penalty	18	13
3rd Down: Made/Att	93/250	109/231
3rd Down Pct.	40.4	47.2
TOTAL NET YARDS	4321	5315
Avg. Per Game	270.1	332.2
Total Plays	1009	1096
Avg. Per Play	4.2	4.9
NET YARDS RUSHING	1873	2205
Avg. Per Game	117.1	137.9
Total Rushes	552	536
Avg. Per Play	3.4	4.1
NET YARDS PASSING	2448	3109
Avg. Per Game	153.0	194.3
Sacked/Yards Lost	57/241	37/284
Good Yards	2869	3394
Attempts/Completions	401/237	523/278
Pct. of Completions	59.1	53.2
Had Intercepted	14	28
PUNTS/AVERAGE	85/390	67/41.6
Net Punting Avg.	33.7	31.4
PENALTIES/YARDS	74/688	82/617
FUMBLES/LOST	42/16	26/15
TOUCHDOWNS	37	42
Rushing	15	17
Passing	15	25
Returns	7	0
SAFETIES	0	0

SCORE BY PERIODS	1	2	3	4	OT	Total
CHIEFS TOTAL	58	105	75	81	0	319
Opp. Total	62	109	80	85	0	336

REGULAR STARTERS

OFFENSE		DEFENSE	
WR	Henry Marshall	LE	Art Still
LT	Matt Herkenhoff	NT	Don Parrish
LG	Bob Simmons	RE	Dave Lindstrom
C	Jack Rudnay	LOLB	Thomas Howard
RG	Tom Condon	LILB	Frank Manumaleuga
RT	Charlie Getty	RILB	Gary Spani
TE	Mike Williams	ROLB	Whitney Paul
WR	J.T. Smith	LCB	Gary Green
OB	Steve Fuller	RCB	Eric Harris
RB	Tony Reed	SS	Herb Christopher
RB	James Hadnot	FS	Gary Barbaro
RB	Ted McKnight	P	Bob Grupp
K	Nick Lowery		

PRO BOWLERS IN BOLD

INDIVIDUAL STATISTICS

	PASSING						Rating	
	Att.	Cmp.	Yds.	Pct. TD	Int	LG		
Fuller	320	193	2250	60.3	10	12	77	75.1
Kernay	69	37	542	53.6	5	2	75f	91.4
Clements	12	7	77	58.3	0	0	18	77.4
CHIEFS TOTAL	401	237	2869	59.1	15	14	77f	78.9
Opp. Total	523	278	3394	53.2	25	28	62	67.0

	PASS RECEIVING				
	No.	Yds.	Avg.	LG	TD
Marshall	47	799	17.0	75f	6
J.T. Smith	46	655	14.2	77	2
Reed	44	422	9.6	34	1
McKnight	38	320	8.4	26	0
Hadnot	15	97	6.5	18	0
Gant	9	68	7.6	33	0
Samuels	8	110	13.8	34	2
Dixon	7	115	16.4	32	1
Belton	5	94	18.8	55	0
Morgado	5	27	5.4	10	1
Rome	3	58	19.3	33	0
Garcia	3	27	9.0	10	1
Williams	2	9	4.5	6	1
CHIEFS TOTAL	237	2869	12.1	77	15
Opp. Total	278	3394	12.2	63	25

	RUSHING				
	No.	Yds.	Avg.	LG	TD
McKnight	206	693	3.4	25	3
Fuller	60	274	4.5	38	4
Belton	58	273	4.0	14	2
Hadnot	76	244	3.2	11	2
Reed	68	180	2.6	24	0
Morgado	47	120	2.6	11	4
Carson	2	41	20.5	37	0
Gant	9	32	3.6	11	0
Marshall	3	22	7.3	9	0
Kernay	8	8	1.0	4	0
Clements	2	0	0.0	0	0
Grupp	3	-14	-4.7	-4	0
CHIEFS TOTAL	552	1873	3.4	38	15
Opp. Total	536	2201	4.1	57	17

TEAM LEADERS

Scoring: Nick Lowery	97 pts: 37 PATs, 20 FGs
INTs: Gary Barbaro	10-163 yds., 0 TDs
Tackles: Gary Spani	149 (96 solo)
Sacks: Art Still	14.5 (-115.0 Yds)
Punting: Bob Grupp	84-3317 yds, 39.5 avg., 23 in 20, 57 LG
Punt Returns: J.T. Smith	40-581 yds, 14.5 avg., 2 TDs
Kickoff Returns: Carlos Carson	40-917 yds, 22.9 avg., 0 TDs

AMERICAN CONFERENCE

Western Division			
W	L	T	Pct.
San Diego	11	5	0.688
Oakland †	11	5	0.688
Kansas City	8	8	0.500
Denver	8	8	0.500
Seattle	4	12	0.250
Central Division			
W	L	T	Pct.
Cleveland	11	5	0.688
Houston †	11	5	0.688
Pittsburgh	9	7	0.963
Cincinnati	6	10	0.375
Eastern Division			
W	L	T	Pct.
Buffalo	11	5	0.688
New England	10	6	0.625
Miami	8	8	0.500
Baltimore	7	9	0.438
N.Y. Jets	4	12	0.250

NATIONAL CONFERENCE

Western Division			
W	L	T	Pct.
Atlanta	12	4	0.750
Los Angeles †	11	5	0.688
San Francisco	6	10	0.375
New Orleans	1	15	0.063
Central Division			
W	L	T	Pct.
Minnesota	9	7	0.563
Detroit	9	7	0.563
Chicago	7	9	0.438
Tampa Bay	5	10	0.344
Green Bay	5	10	0.344
Eastern Division			
W	L	T	Pct.
Philadelphia	12	4	0.750
Dallas †	12	4	0.750
Washington	6	10	0.375
St. Louis	5	11	0.313
N.Y. Giants	4	12	0.250

AFC Championship: Oakland 34, SAN DIEGO 27
 NFC Championship: PHILADELPHIA 20, Dallas 7
 Super Bowl XV: Oakland 27, Philadelphia 10

HISTORY

1979 KANSAS CITY CHIEFS

Head Coach: Marv Levy



Preseason		Record: 3-1	
8/4	L 10-14	at Green Bay	53,994
8/9	W 24-21	PHILADELPHIA	33,578
8/18	W 20-3	ST. LOUIS	43,214
8/23	W 25-0	at Minnesota	39,578

Regular Season		Record: 7-9 (5th - AFC West)	
9/2	W 14-0	BALTIMORE	50,442
9/9	L 24-27	CLEVELAND	42,181
9/16	L 6-20	at Houston	45,684
9/23	W 35-7	OAKLAND	67,281
9/30	W 24-6	at Seattle	61,169
10/7	W 10-7	at Cincinnati	40,041
10/14	L 10-24	DENVER	74,292
10/21	L 17-21	N.Y. GIANTS	45,742
10/28	L 3-20	at Denver	74,908
11/4	L 14-20	SAN DIEGO	59,353
11/11	L 3-30	PITTSBURGH	70,132
11/18	W 24-21	at Oakland	53,596
11/25	L 7-28	at San Diego	50,078
12/2	W 37-21	SEATTLE	42,160
12/9	W 10-7	at Baltimore	25,684
12/16	L 0-3	at Tampa Bay	63,624

TEAM STATISTICS

	CHIEFS	OPP
TOTAL FIRST DOWNS	241	297
Rushing	122	102
Passing	91	169
Penalty	28	26
3rd Down: Made/Att.	76/235	108/259
3rd Down Pct.	32.3	41.7
TOTAL NET YARDS	3976	4971
Avg. Per Game	248.5	310.7
Total Plays	972	1068
Avg. Per Play	4.1	4.6
NET YARDS RUSHING	2316	1847
Avg. Per Game	144.8	115.4
Total Rushes	569	522
Avg. Per Play	4.1	3.5
NET YARDS PASSING	1660	3124
Avg. Per Game	103.8	195.3
Sacked/Yards Lost	42/293	38/280
Gross Yards	1953	3404
Attempts/Completions	361/190	528/296
Pct. of Completions	52.6	56.1
Had Intercepted	18	23
PUNTS/AVERAGE	90/43.1	88/38.8
Net Punting Avg.	37.2	30.5
PENALTIES/YARDS	108/971	127/1012
FUMBLES/LOST	31/18	34/14
TOUCHDOWNS	29	32
Rushing	16	8
Passing	7	22
Returns	4	2
SAFETIES	0	0

SCORE BY PERIODS	1	2	3	4	OT	Total
CHIEFS TOTAL	52	53	40	93	0	238
Opp. Total	64	55	64	79	0	262

REGULAR STARTERS

OFFENSE

WR	Henry Marshall
LT	Charlie Getty
LG	Bob Simmons
C	Jack Rudny
RG	Tom Condon
RT	Jim Nicholson
TE	Walter White
QB	J.T. Smith
WR	Steve Fuller
TE	Tony Samuels
RB	Tony Reed
RB	Ted McKnight
K	Jan Stenerud

DEFENSE

LE	Art Still
NT	Don Parrish
RE	Sylvester Hicks
LOLB	Whitney Paul
LILB	Frank Manumaleuga
RILB	Gary Spani
ROLB	Thomas Howard
LCB	Gary Green
RCB	Tim Collier
M.L.	Carter
SS	Jerry Reese
FS	Herb Christopher
P	Bob Grupp

PRO BOWLERS IN BOLD



AMERICAN CONFERENCE

Western Division			
W	L	T	Pct.
San Diego	12	4	0.750
Denver †	10	6	0.625
Seattle	9	7	0.563
Oakland	9	7	0.563
Kansas City	7	9	0.438
Central Division			
W	L	T	Pct.
Pittsburgh	12	4	0.750
Houston †	11	5	0.688
Cleveland	9	7	0.563
Cincinnati	4	12	0.250
Eastern Division			
W	L	T	Pct.
Miami	10	6	0.625
New England	9	7	0.563
N.Y. Jets	8	8	0.500
Buffalo	7	9	0.438
Baltimore	5	11	0.313



NATIONAL CONFERENCE

Western Division			
W	L	T	Pct.
Los Angeles	9	7	0.563
New Orleans	8	8	0.500
Atlanta	6	10	0.375
San Francisco	2	14	0.125
Central Division			
W	L	T	Pct.
Tampa Bay	10	6	0.625
Chicago †	10	6	0.625
Minnesota	7	9	0.438
Green Bay	5	11	0.313
Detroit	2	14	0.125
Eastern Division			
W	L	T	Pct.
Dallas	11	5	0.688
Philadelphia †	11	5	0.688
Washington	10	6	0.625
N.Y. Giants	6	10	0.375
St. Louis	5	11	0.313

AFC Championship: PITTSBURGH 27, Houston 13
 NFC Championship: L. A. Rams 9, TAMPA BAY 0
 Super Bowl XIV: Pittsburgh 31, Los Angeles 19

INDIVIDUAL STATISTICS

PASSING

	Att.	Cmp.	Yds.	Pct.	TD	Int	LG	Rating
Fuller	270	146	1484	54.1	6	14	40	55.8
Livingston	90	44	469	48.9	1	4	38	49.9
Grupp	1	0	0	0.0	0	0	0	39.6
CHIEFS TOTAL	361	190	1953	52.6	7	18	40	54.0
Opp. Total	528	296	3404	56.1	22	23	56	71.4

PASS RECEIVING

	No.	Yds.	Avg.	LG	TD
McKnight	38	226	6.0	24	0
Reed	34	352	10.4	40	0
J.T. Smith	33	444	13.5	34	3
Marshall	21	332	15.8	38	1
Williams	16	129	8.1	25	2
Gant	15	101	6.7	26	0
Samuels	14	147	10.5	30	0
Morgado	5	55	11.0	22	0
Gauntly	5	87	17.4	23	1
Belton	4	44	11.0	23	0
White	3	15	5.0	12	0
Backman	2	21	10.5	12	0
CHIEFS TOTAL	190	1953	10.3	40	7
Opp. Total	296	3404	11.5	56	22

RUSHING

	No.	Yds.	Avg.	LG	TD
McKnight	153	755	4.9	54	8
Reed	113	446	4.0	23	1
Fuller	50	264	5.3	49	1
Williams	69	261	3.8	22	1
Morgado	75	231	3.1	19	4
Gant	56	196	3.5	16	1
Belton	44	134	3.0	19	1
Marshall	2	34	17.0	23	1
Livingston	3	2	0.7	5	0
Haslip	2	1	0.5	1	0
Manumaleuga	1	-3	-3.0	-3	0
Rome	1	-5	-5.0	5	0
CHIEFS TOTAL	569	2316	4.1	84	18
Opp. Total	522	1847	3.5	41	8

TEAM LEADERS

Scoring: Jan Stenerud	64 pts;	23 PATs;	12 FGs
INTs: Gary Barbaro	7-142 yds.;	1 TD	
Tackles: Gary Spani	157 (115 solo)		
Sacks: Art Still	6.5 (-63.5 yds.)		
Punting: Bob Grupp	89-3883 yds.	43.6 avg.	23 In 20, 74 LG
Punt Returns: J.T. Smith	58-612 yds.	10.6 avg.	2 TDs
Kickoff Returns: Horace Belton	22-463 yds.	21.0 avg.	0 TDs

1978 KANSAS CITY CHIEFS

Head Coach: **Marv Levy**



Preseason		Record: 2-2
8/5	W 17-14	at Green Bay 54,453
8/12	W 17-13	MINNESOTA 41,092
8/20	L 7-24	at New England 39,043
8/26	L 7-12	ST. LOUIS 40,884
Regular Season		Record: 4-12 (5th - AFC West)
9/3	W 24-23	at Cincinnati 41,810
9/10	L 17-20	HOUSTON 40,213
9/17	L 10-26	at N.Y. Giants 70,546
9/24	L 17-23 OT	DENVER 60,593
10/1	L 13-28	at Buffalo 47,310
10/8	L 13-30	TAMPA BAY 38,201
10/15	L 6-28	at Oakland 50,759
10/22	W 17-3	CLEVELAND 41,157
10/29	L 24-27	at Pittsburgh 48,185
11/5	L 10-20	OAKLAND 75,418
11/12	L 23-29 OT	at San Diego 41,395
11/19	L 10-13	SEATTLE 35,252
11/26	W 23-0	SAN DIEGO 26,248
12/3	W 14-10	BUFFALO 25,781
12/10	L 3-24	at Denver 74,149
12/17	L 19-23	at Seattle 58,490


TEAM STATISTICS

	CHIEFS	OPP.					
TOTAL FIRST DOWNS	287	284					
Rushing	160	138					
Passing	96	122					
Penalty	29	24					
3rd Down: Made/Att.	102/247	98/225					
3rd Down Pct.	41.3	43.6					
TOTAL NET YARDS	-4820	4971					
Avg. Per Game	301.3	310.7					
Total Plays	1054	995					
Avg. Per Play	-4.6	5.0					
NET YARDS RUSHING	2966	2389					
Avg. Per Game	213.3	149.3					
Total Rushes	663	601					
Avg. Per Play	4.5	4.0					
NET YARDS PASSING	1834	2582					
Avg. Per Game	114.6	161.4					
Sacked/Yards Lost	21/198	29/238					
Gross Yards	2032	2820					
Attempts/Completions	370/204	365/219					
Pct. of Completions	55.1	60.0					
Had Intercepted	16	21					
PUNTS/AVERAGE	80/46.6	76/39.9					
Net Punting Avg.	32.1	30.9					
PENALTIES/YARDS	110/1048	100/933					
FUMBLES/LOST	32/18	30/14					
TOUCHDOWNS	26	42					
Rushing	19	21					
Passing	7	17					
Returns	0	4					
SAFETIES	1	0					
SCORE BY PERIODS							
CHIEFS TOTAL	42	70	82	69	0	Total	243
Opp. Total	64	113	47	91	12		327

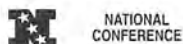
REGULAR STARTERS

OFFENSE		DEFENSE	
WR	Henry Marshall	LE	Art Still
LT	Matt Herkenhoff	NT	Don Parrish
LG	Bob Simmons	RE	Sylvester Hicks
C	Jack Rudnay	LOLB	Whitney Paul
RG	Tom Condon	LILB	Dave Rozumek
RT	Charlie Getty	RILB	Gary Spani
TE	Walter White	ROLB	Thomas Howard
QB	Mike Livingston	LCB	Gary Green
LHB	Tony Reed	RCB	Emmitt Thomas
FB	Mark Bailey		Tim Collier
	Arnold Morgado	SS	Tim Gray
RHB	Ted McKnight	FS	Gary Barbaro
K	Jan Stenerud	P	Zenon Andrusyshyn

PRO BOWLERS IN BOLD



Western Division			
W	L	T	Pct.
Denver	10	6	0.625
Oakland	9	7	0.563
Seattle	9	7	0.563
San Diego	9	7	0.563
Kansas City	4	12	0.250
Central Division			
W	L	T	Pct.
Pittsburgh	14	2	0.875
Houston †	10	6	0.625
Cleveland	8	8	0.500
Cincinnati	4	12	0.250
Eastern Division			
W	L	T	Pct.
New England	11	5	0.688
Miami †	11	5	0.688
N.Y. Jets	8	8	0.500
Buffalo	5	11	0.313
Baltimore	5	11	0.313



Western Division			
W	L	T	Pct.
Los Angeles	12	4	0.750
Atlanta †	9	7	0.563
New Orleans	7	9	0.563
San Francisco	2	14	0.125
Central Division			
W	L	T	Pct.
Minnesota	8	7	1.531
Green Bay	8	7	1.531
Detroit	7	9	0.438
Chicago	7	9	0.438
Tampa Bay	5	11	0.313
Eastern Division			
W	L	T	Pct.
Dallas	12	4	0.750
Philadelphia †	9	7	0.563
Washington	8	8	0.500
St. Louis	6	10	0.375
N.Y. Giants	6	10	0.375

AFC Championship: PITTSBURGH 34, Houston 5
 NFC Championship: Dallas 28, L.A. Rams 0
 Super Bowl XIII: Pittsburgh 35, Dallas 31

INDIVIDUAL STATISTICS

	PASSING							
	Att.	Cmp.	Yds.	Pct.	TD	Int	LG	Rating
Livingston	290	159	1573	54.8	5	13	44	57.3
Adams	79	44	415	55.7	2	3	26	62.9
White	1	1	44	100.0	0	0	44	118.8
CHIEFS TOTAL	370	204	2032	55.1	7	16	44	59.3
Opp. Total	365	219	2820	60.0	17	21	571	75.8
	PASS RECEIVING							
	No.	Yds.	Avg.	LG	TD			
Reed	48	483	10.1	44	1			
White	42	340	8.1	24	1			
Lane	36	279	7.8	44	0			
H. Marshall	26	433	16.7	40	2			
McKnight	14	83	5.9	19	1			
Belton	11	88	8.0	22	0			
Dorsey	9	169	18.8	33	2			
Morgado	7	47	6.7	15	0			
Samuels	6	97	16.2	38	0			
Bailey	5	13	2.6	15	0			
CHIEFS TOTAL	204	2032	9.7	44	7			
Opp. Total	219	2820	12.9	571	17			
	RUSHING							
	No.	Yds.	Avg.	LG	TD			
Reed	206	1053	5.1	82†	6			
McKnight	104	627	6.0	41	5			
Morgado	160	593	3.7	18	7			
Bailey	83	298	3.6	17	0			
Lane	52	277	5.3	30	0			
Belton	24	79	3.3	8	0			
Livingston	23	49	2.1	18	1			
Adams	9	15	1.7	6	0			
Andrusyshyn	1	0	0.0	0	0			
Marshall	1	-5	-5.0	-5	0			
CHIEFS TOTAL	663	2986	4.5	82†	19			
Opp. Total	801	2389	4.0	55	21			

TEAM LEADERS

Scoring: Jan Stenerud	85 pts: 25 PATs, 20 FGs
INTs: Tim Gray	6-118 yds., 0 TDs
Tackles: Gary Spani	144 (102 solo)
Sacks: Art Still	6.5 (-59.0 yds.)
Punting: Zenon Andrusyshyn	79-3247 yds., 41.1 avg., 18 in 20, 61 LG
Punt Returns: Eddie Payton	32-364 yds., 11.4 avg., 2 TDs
Kickoff Returns: Eddie Payton	30-775 yds., 25.8 avg., 0 TDs

HISTORY

1977 KANSAS CITY CHIEFS

Head Coach: Paul Wiggin (1-6)

Head Coach: Tom Bettis (1-6)

2-12

Preseason		Record: 3-3
8/6	L 0-17	at Detroit 52,309
8/13	W 23-21	PITTSBURGH 28,584
8/18	L 7-13	at Washington 33,263
8/27	W 27-19	L.A. RAMS 34,975
9/5	L 16-24	ATLANTA 22,748
9/10	W 37-20	ST. LOUIS 35,954

Regular Season		Record: 2-12 (5th - AFC West)
9/18	L 17-21	at New England 58,185
9/25	L 7-23	SAN DIEGO 56,146
10/3	L 28-37	OAKLAND (Mon.) (N) 60,684
10/9	L 7-23	at Denver 74,878
10/16	L 6-17	BALTIMORE 63,076
10/23	W 21-16	at San Diego 33,010
10/30	L 7-44	at Cleveland 60,631
11/6	W 20-10	GREEN BAY 62,687
11/13	L 27-28	at Chicago 49,543
11/20	L 7-14	DENVER 54,050
11/27	L 20-24	at Houston 42,934
12/4	L 7-27	CINCINNATI 38,488
12/11	L 31-34	SEATTLE 22,262
12/18	L 20-21	at Oakland 50,304

*Bettis replaced Wiggin after seven games

TEAM STATISTICS

	CHIEFS	OPP				
TOTAL FIRST DOWNS	228	304				
Rushing	95	169				
Passing	110	113				
Penalty	23	22				
3rd Down Made/Att.	64/196	83/202				
3rd Down Pct.	32.7	41.1				
TOTAL NET YARDS	3936	4993				
Avg. Per Game	281.1	356.7				
Total Plays	878	992				
Avg. Per Play	4.5	5.0				
NET YARDS RUSHING	1843	2971				
Avg. Per Game	131.6	211.8				
Total Rushes	456	634				
Avg. Per Play	4.0	4.7				
NET YARDS PASSING	2093	2022				
Avg. Per Game	149.5	144.4				
Sacked/Yards Lost	48/421	25/222				
Gross Yards	2514	2244				
Attempts/Completions	374/190	333/175				
Pct. of Completions	50.8	52.6				
Had Intercepted	26	21				
PUNTS/AVERAGE	89/32.4	63/41.0				
Net Punting Avg.	30.8	35.7				
PENALTIES/YARDS	82/706	109/930				
FUMBLES/LOST	32/21	39/23				
TOUCHDOWNS	29	42				
Rushing	13	23				
Passing	11	15				
Returns	5	4				
SAFETIES	0	0				
SCORE BY PERIODS						
CHIEFS TOTAL	73	50	23	79	0	225
Opp. Total	92	99	79	79	0	349

REGULAR STARTERS

OFFENSE		DEFENSE	
WR	Henry Marshall	LE	Whitney Paul
LT	Matt Herkenhoff	LT	Willie Lee
LG	Bob Simmons	RT	Keith Simons
C	Jack Rudny	RE	Wilbur Young
RG	Tom Condon	LLB	Billy Andrews
RT	Jim Nicholson	MLB	Willie Lanier
TE	Walter White	RLB	Jim Lynch
WR	Larry Williams	LCB	Gary Green
	Larry Brunson	RCB	Emmitt Thomas
QB	Mike Livingston		Tim Collier
RB	Tony Reed	SS	Tim Gray
	Ed Podolak	FS	Gary Barbaro
RB	Mark Bailey	P	Jerrel Wilson
	John Brockington		
K	Jan Stenerud		

PRO BOWLERS IN BOLD

INDIVIDUAL STATISTICS

	PASSING							Rating
	Att.	Cmp.	Yds.	Pct.	TD	Int	LG	
Livingston	282	143	1623	50.7	9	15	49	59.8
Adams	92	47	691	51.1	2	11	63	43.7
CHIEFS TOTAL	374	190	2514	50.8	11	26	63	52.9
Opp. Total	333	175	2244	52.6	15	21	48	62.8
	PASS RECEIVING					LG	TD	
	No.	Yds.	Avg.					
White	48	674	14.0	48	5			
Podolak	32	313	9.8	23	0			
Marshall	20	445	19.3	49	4			
Brunson	20	295	14.8	63	0			
Brockington	19	222	11.7	48	1			
Bailey	17	206	12.1	47	1			
Reed	12	125	10.4	20	0			
Williams	7	94	13.4	27	0			
Samuels	5	65	13.0	32	0			
Lane	3	40	13.3	21	0			
Morgado	2	21	10.5	12	0			
McKnight	1	11	11.0	11	0			
Beckman	1	3	3.0	3	0			
CHIEFS TOTAL	190	2514	13.2	63	11			
Opp. Total	175	2244	12.8	48	15			
	RUSHING					LG	TD	
	No.	Yds.	Avg.					
Podolak	133	550	4.1	41	5			
Reed	126	505	4.0	59	5			
Bailey	66	266	4.0	37	2			
Brockington	54	161	3.0	12	2			
Laine	25	79	3.2	9	1			
Livingston	19	78	4.1	13	1			
McKnight	11	74	6.7	19	1			
Burks	1	51	51.0	51	0			
Williams	2	30	15.0	17	0			
Adams	5	21	4.2	8	1			
Morgado	3	12	4.0	9	0			
Marshall	7	11	1.6	5	0			
Brunson	2	8	4.0	11	0			
White	2	-3	-0.7	3	0			
CHIEFS TOTAL	456	1843	4.0	59	13			
Opp. Total	634	2971	4.7	78	23			

TEAM LEADERS

Scoring: Jan Stenerud	51 pts: 27 PATs, 8 FGs
INTs: Gary Barbaro	8-165 yds., 1 TD
Tackles: Willie Lanier	132 (88 solo)
Sacks: Wilbur Young	5.5 (51.5 yds)
Punting: Jerrel Wilson	89-3510 yds., 39.9 avg., 11 in 20, 59 LG
Punt Returns: Gary Green	14-115 yds., 8.2 avg., 0 TDs
Kickoff Returns: Ted McKnight	12-305 yds., 25.4 avg., 0 TDs

HISTORY

AMERICAN CONFERENCE				NATIONAL CONFERENCE			
Western Division				Western Division			
	W	L	T Pct.		W	L	T Pct.
Denver	12	2	0 .857	Los Angeles	10	4	0 .714
Oakland †	11	3	0 .786	Atlanta	7	7	0 .500
San Diego	7	7	0 .500	San Francisco	5	9	0 .357
Seattle	5	9	0 .357	New Orleans	3	11	0 .314
Kansas City	2	12	0 .143	Central Division			
Central Division					W	L	T Pct.
	W	L	T Pct.	Minnesota	9	5	0 .643
Pittsburgh	9	5	0 .643	Chicago †	9	5	0 .643
Houston	8	6	0 .571	Detroit	6	8	0 .429
Cincinnati	8	6	0 .571	Green Bay	4	10	0 .286
Cleveland	6	8	0 .429	Tampa Bay	2	12	0 .143
Eastern Division				Eastern Division			
	W	L	T Pct.		W	L	T Pct.
Baltimore	10	4	0 .714	Dallas	12	2	0 .857
Miami	10	4	0 .714	Washington	9	5	0 .643
New England	9	5	0 .643	St. Louis	7	7	0 .500
N.Y. Jets	3	11	0 .214	Philadelphia	5	9	0 .357
Buffalo	3	11	0 .214	N.Y. Giants	5	9	0 .357

AFC Championship: DENVER 20, Oakland 17
 NFC Championship: DALLAS 23, Minnesota 6
 Super Bowl XII: Dallas 27, Denver 10

1976 KANSAS CITY CHIEFS

Head Coach: Paul Wiggin



Preseason			Record: 2-4
8/2	W	9-3 OT	HOUSTON 30,006
8/7	L	10-13	MINNESOTA 32,851
8/15	L	13-21	at San Francisco 36,101
8/21	W	23-20	WASHINGTON 30,014
8/28	L	21-23	DETROIT 27,410
9/3	L	14-31	at St. Louis 42,997
Regular Season			Record: 5-9 (4th - AFC West)
9/12	L	16-30	SAN DIEGO 53,133
9/20	L	21-24	OAKLAND (Mon.) (N) 60,884
9/26	L	17-27	NEW ORLEANS 53,918
10/3	L	17-50	at Buffalo 51,909
10/10	W	33-30	at Washington 53,060
10/17	W	20-17 OT	at Miami 43,325
10/24	L	26-35	DENVER 57,961
10/31	W	28-19	at Tampa Bay 41,779
11/7	L	0-45	PITTSBURGH 71,516
11/14	L	10-21	at Oakland 48,859
11/21	L	24-27	CINCINNATI 46,259
11/28	W	23-20	at San Diego 29,272
12/5	L	16-17	at Denver 58,170
12/12	W	39-14	CLEVELAND 34,340

TEAM STATISTICS

	CHIEFS	OPP.					
TOTAL FIRST DOWNS	275	309					
Rushing	104	161					
Passing	151	133					
Penalty	20	15					
3rd Down: Made/Att.	79/210	78/184					
3rd Down Pct.	37.6	42.4					
TOTAL NET YARDS	4804	5359					
Avg. Per Game	343.1	382.8					
Total Plays	959	899					
Avg. Per Play	5.0	6.0					
NET YARDS RUSHING	1673	2861					
Avg. Per Game	133.8	204.4					
Total Rushes	498	555					
Avg. Per Play	3.8	5.2					
NET YARDS PASSING	2929	2496					
Avg. Per Game	209.2	178.3					
Sacked/Yards Lost	42/374	22/188					
Gross Yards	3303	2684					
Attempts/Completions	419/229	375/215					
Pct. of Completions	54.6	57.3					
Had Intercepted	17	23					
PUNTS/AVERAGE	67/41.7	63/39.7					
Net Punting Avg.	33.7	30.3					
PENALTIES/YARDS	97/789	88/762					
FUMBLES/LOST	31/16	35/20					
TOUCHDOWNS	33	31					
Rushing	18	24					
Passing	15	25					
Returns	0	2					
SAFETIES	1	0					
SCORE BY PERIODS							
CHIEFS TOTAL	49	95	71	72	3	Total	290
Opp. Total	95	71	83	127	0	376	

REGULAR STARTERS

OFFENSE		DEFENSE	
WR	Henry Marshall	LE	Whitney Paul
LT	Matt Herkenhoff	LT	James Wolf
LG	Charlie Getty	RT	Keith Simons
C	Jack Rudnary	RE	Wilbur Young
RG	Tom Condon	LLB	Billy Andrews
RT	Jim Nicholson	MLB	Willie Lanier
TE	Billy Masters	RLB	Jim Lynch
WR	Larry Brunson	LCB	Kerry Reardon
QB	Mike Livingston	RCB	Emmitt Thomas
RB	Woody Green	LS	Tim Gray
	Ed Podolak	RS	Gary Barbaro
	Tommy Reamon	P	Jerral Wilson
RB	MacArthur Lane		
K	Jan Stenerud		

PRO BOWLERS IN BOLD

AFC AMERICAN CONFERENCE

Western Division			
W	L	T	Pct.
Oakland	13	1	0.929
Denver	9	5	0.643
San Diego	6	8	0.429
Kansas City	5	9	0.357
Tampa Bay	0	14	0.000
Central Division			
W	L	T	Pct.
Pittsburgh	10	4	0.714
Cincinnati	10	4	0.714
Cleveland	9	5	0.643
Houston	5	9	0.357
Eastern Division			
W	L	T	Pct.
Baltimore	11	3	0.786
New England	11	3	0.786
Miami	6	8	0.429
N.Y. Jets	3	11	0.214
Buffalo	2	12	0.143

NFC NATIONAL CONFERENCE

Western Division			
W	L	T	Pct.
Los Angeles	10	3	1.750
San Francisco	8	6	0.571
Atlanta	4	10	0.286
New Orleans	4	10	0.286
Seattle	2	12	0.143
Central Division			
W	L	T	Pct.
Minnesota	11	2	1.821
Chicago	7	7	0.500
Detroit	6	8	0.429
Green Bay	5	9	0.357
Eastern Division			
W	L	T	Pct.
Dallas	11	3	0.786
Washington	10	4	0.714
St. Louis	10	4	0.714
Philadelphia	4	10	0.286
N.Y. Giants	3	11	0.214

AFC Championship: OAKLAND 24, Pittsburgh 7
 NFC Championship: MINNESOTA 24, L.A. Rams 13
 Super Bowl XI: Oakland 32, Minnesota 14

INDIVIDUAL STATISTICS

PASSING													
	Att.	Cmp.	Yds.	Pct. TD	Int	LG	Rating						
Livingston	338	189	2682	55.9	12	13	57	77.9					
Adams	71	36	575	50.7	3	4	49	68.8					
Nolt	10	4	46	40.0	0	0	23	54.6					
Lane	0	0	0	0.0	0	0	0	0.0					
CHIEFS TOTAL	419	229	3303	54.6	15	17	57	75.4					
Opp. Total	375	215	2684	57.3	25	23	—	76.6					
PASS RECEIVING													
	No.	Yds.	Avg.	LG	TD								
Lane	66	686	10.4	44	1								
White	47	808	17.2	41	7								
Brunson	33	656	19.9	57	1								
Marshall	28	443	15.8	31	2								
Masters	18	269	14.9	30	2								
Podolak	13	156	12.0	23	0								
Reamon	10	136	13.6	49	1								
Green	9	100	11.1	31	0								
McNeil	2	33	16.5	18	0								
Harrison	1	12	12.0	12	0								
Williams	1	9	9.0	9	0								
Getty	1	-5	-5.0	0	0								
CHIEFS TOTAL	229	3303	14.4	57	15								
Opp. Total	215	2684	12.5	57	25								
RUSHING													
	No.	Yds.	Avg.	LG	TD								
Lane	162	542	3.3	20	5								
Podolak	88	371	4.2	22	1								
Green	73	322	4.4	27	5								
Reamon	103	314	3.1	14	4								
Marshall	5	101	20.2	59	1								
Livingston	31	89	2.9	19	2								
Adams	5	46	9.2	21	0								
Harrison	16	41	2.6	7	0								
McNeil	8	26	3.3	7	0								
White	2	15	7.5	8	0								
Kinney	1	7	7.0	7	0								
Brunson	3	-1	-0.3	5	0								
Stenerud	1	0	0.0	0	0								
CHIEFS TOTAL	498	1873	3.8	59	18								
Opp. Total	555	2861	5.2	77	24								

TEAM LEADERS

Scoring: Jan Stenerud 90 pts: 21 PATs, 27 FGs
 INTs: Kerry Reardon 5-26 yds., 0 TDs
 Sacks: Lawrence Estes 5.0 (-52.0 yds.)
 Punting: Jerral Wilson 65-2729 yds., 42.0 avg., 14 in 20, 62 LG
 Punt Returns: Larry Brunson 31-387 yds., 12.5 avg., 0 TDs
 Kickoff Returns: Lawrence Williams 25-688 yds., 27.6 avg., 0 TDs

HISTORY

1975 KANSAS CITY CHIEFS

Head Coach: Paul Wiggin



Preseason		Record: 3-3
8/9 L	3-10	ST. LOUIS 40,081
8/18 W	26-20	DALLAS 35,630
8/23 L	24-27	at Detroit 62,094
8/30 L	6-14	L.A. RAMS 36,814
9/6 W	13-3	GREEN BAY 35,543
9/12 W	9-7	at Buffalo 48,691

Regular Season		Record: 5-9 (3rd - AFC West)
9/21 L	33-37	at Denver 51,858
9/28 L	24-30	N.Y. JETS 74,169
10/5 L	3-20	SAN FRANCISCO 54,590
10/12 W	42-10	OAKLAND 60,425
10/19 W	12-10	at San Diego 26,657
10/26 W	26-13	DENVER 70,043
11/2 L	13-17	HOUSTON 62,989
11/10 W	34-31	at Dallas (Mon.) (N) 63,539
11/16 L	3-28	at Pittsburgh 48,803
11/23 W	24-21 OT	DETROIT 55,161
11/30 L	14-28	at Baltimore 42,122
12/7 L	20-28	SAN DIEGO 46,888
12/14 L	14-20	at Cleveland 44,368
12/21 L	20-28	at Oakland 48,604

TEAM STATISTICS

	CHIEFS	OPP.
TOTAL FIRST DOWNS	261	289
Rushing	110	149
Passing	128	121
Penalty	23	19
3rd Down: Made/Att	63/215	83/190
3rd Down Pct.	38.6	43.7
TOTAL NET YARDS	4207	5224
Avg. Per Game	300.5	373.1
Total Plays	933	915
Avg. Per Play	4.5	5.7
NET YARDS RUSHING	1847	2712
Avg. Per Game	131.9	193.7
Total Rushes	488	562
Avg. Per Play	3.8	4.8
NET YARDS PASSING	2360	2512
Avg. Per Game	168.6	179.4
Sacks/Yards Lost	53/425	28/179
Gross Yards	2785	2520
Attempts/Completions	395/217	325/186
Pct. of Completions	54.9	57.2
Had Intercepted	16	20
PUNTS/AVERAGE	72/39.3	61/40.6
PENALTIES/YARDS	82/668	98/929
FUMBLES/LOST	38/18	40/22
TOUCHDOWNS	31	44
Rushing	14	24
Passing	15	18
Returns	2	2
SAFETIES	0	2

SCORE BY PERIODS	1	2	3	4	OT	Total
CHIEFS TOTAL	64	86	47	82	3	282
Opp. Total	48	93	98	102	0	341

REGULAR STARTERS

OFFENSE

WR	Pearson
LT	Charlie Getty
LG	Rocky Rasley
C	Jack Rudnay
RG	Tom Condon
RT	Jim Nicholson
TE	Billy Masters
WR	Larry Brunson
QB	Mike Livingston
	Len Dawson
RB	Woody Green
RB	MacArthur Lane
	Jeff Kinney
K	Jan Stenerud

DEFENSE

LE	John Matuszak
LT	Marvin Upshaw
RT	Buck Buchanan
RE	Wilbur Young
LLB	Bill Peterson
MLB	Willie Lanier
RLB	Jim Lynch
LCB	Kerry Reardon
RCB	Emmitt Thomas
LS	Jim Kearney
RS	Mike Sensibaugh
P	Jerral Wilson

PRO BOWLERS IN BOLD

AMERICAN CONFERENCE

Western Division			
W	L	T	Pct.
Oakland	11	3	0.786
Denver	6	8	0.429
Kansas City	5	9	0.357
San Diego	2	12	0.143
Central Division			
W	L	T	Pct.
Pittsburgh	12	2	0.857
Cincinnati †	11	3	0.786
Houston	10	4	0.714
Cleveland	3	11	0.214
Eastern Division			
W	L	T	Pct.
Baltimore	10	4	0.714
Miami	10	4	0.714
Buffalo	8	6	0.571
New England	3	11	0.241
N.Y. Jets	3	11	0.214

NATIONAL CONFERENCE

Western Division			
W	L	T	Pct.
Los Angeles	12	2	0.857
San Francisco	5	9	0.357
Atlanta	4	10	0.286
New Orleans	2	12	0.143
Central Division			
W	L	T	Pct.
Minnesota	12	2	0.857
Detroit	7	7	0.500
Chicago	4	10	0.286
Green Bay	4	10	0.286
Eastern Division			
W	L	T	Pct.
St. Louis	11	3	0.78
Dallas †	10	4	0.714
Washington	8	6	0.571
N.Y. Giants	5	9	0.357
Philadelphia	4	10	0.286

AFC Championship: PITTSBURGH 16, Oakland 10
 NFC Championship: Dallas 37, L.A. RAMS 7
 Super Bowl X: Pittsburgh 21, Dallas 17

INDIVIDUAL STATISTICS

	PASSING									
	Att.	Cmp.	Yds.	Pct.	TD	Int.	LG	Rating		
Dawson	140	93	1095	66.4	5	4	51	89.9		
Livingston	176	88	1245	50.0	8	6	69	74.1		
Adams	77	36	445	46.8	2	4	32	52.2		
Podolak	1	0	0	0.0	0	1	0	0.0		
White	1	0	0	0.0	0	0	0	0.0		
CHIEFS TOTAL	395	217	2785	54.9	15	16	69	72.8		
Opp. Total	325	186	2520	57.2	18	20	90	74.6		

	PASS RECEIVING				
	No.	Yds.	Avg.	LG	TD
Podolak	37	332	9.0	21	2
Pearson	36	608	16.9	45	3
Lane	25	202	8.1	32	0
Masters	24	314	13.1	32	3
White	23	559	24.3	69	3
Brunson	23	398	17.3	36	2
Green	23	215	9.3	28	1
Kinney	21	148	7.0	15	0
Dressler	2	7	3.5	4	1
Craig	1	10	10.0	10	0
LaGrand	1	-1	-1.0	0	0
Adams	1	-7	-7.0	0	0
CHIEFS TOTAL	217	2785	12.8	69	15
Opp. Total	186	2520	13.5	90	18

	RUSHING				
	No.	Yds.	Avg.	LG	TD
Green	167	611	3.7	42	5
Podolak	102	351	3.4	25	3
Lane	79	311	3.9	39	2
Kinney	85	304	3.6	20	2
Brunson	2	89	44.5	65	0
Livingston	13	68	5.2	28	1
Adams	8	42	5.3	16	0
LaGrand	13	38	2.9	11	1
Miller	7	20	2.9	10	0
Dressler	3	16	5.3	11	0
Dawson	5	7	1.4	9	0
White	4	-10	-2.5	0	0
CHIEFS TOTAL	488	1847	3.8	65	14
Opp. Total	562	2712	4.8	50	24

TEAM LEADERS

Scoring: Jan Stenerud	96 pts: 30 PATS, 22 FGs
INTs: Emmitt Thomas	6-119 yds., 0 TDs
Sacks: Wilbur Young	9.5 (-73.0 yds.)
Punting: Jerral Wilson	54-2233 yds., 41.4 avg., 64 LG
Return Returns: Charlie Thomas	12-112 yds., 9.3 avg., 0 TDs
Kickoff Returns: Reggie Craig	10-247 yds., 24.7 avg., 0 TDs

1974 KANSAS CITY CHIEFS

Head Coach: Hank Stram

5-9

Preseason

Date	Result	Opponent	Score
8/5	W	DETROIT	35,521
8/12	L	BUFFALO	39,248
8/17	L	at L.A. Rams	46,828
8/24	W	SAN FRANCISCO	46,548
8/31	L	at Dallas	43,492
9/6	W	ST. LOUIS	46,067

Records: 3-3

Regular Season

Record: 5-9 (3rd, tie - AFC West)

Date	Result	Opponent	Score
9/15	W	N.Y. JETS	74,854
9/22	L	at Oakland	48,108
9/29	W	at Houston	28,538
10/6	L	DENVER	67,298
10/13	L	PITTSBURGH	65,517
10/20	L	at Miami	67,779
10/27	W	at San Diego	34,371
11/3	L	N.Y. GIANTS	61,437
11/10	L	SAN DIEGO	48,551
11/18	W	at Denver (Mon.) (N)	50,236
11/24	L	at Cincinnati	49,777
12/1	W	at St. Louis	41,863
12/8	L	OAKLAND	60,577
12/14	L	MINNESOTA (Sat.)	35,480

TEAM STATISTICS

	CHIEFS	OPP
TOTAL FIRST DOWNS	224	267
Rushing	92	167
Passing	113	141
Penalty	19	19
3rd Down: Made/Att.	67/197	72/260
3rd Down Pct.	34.0	36.0
TOTAL NET YARDS	3828	4464
Avg. Per Game	273.4	318.9
Total Plays	901	936
Avg. Per Play	4.3	4.8
NET YARDS RUSHING	1720	1801
Avg. Per Game	122.9	128.6
Avg. Per Rush	3.7	3.6
Total Rushes	469	502
NET YARDS PASSING	2108	2663
Avg. Per Game	150.6	190.2
Sacked/Yards Lost	37/313	26/175
Gross Yards	2421	2838
Attempts/Completions	395/211	408/230
Pct. of Completions	53.4	50.5
Had Intercepted	25	28
PUNTS/AVERAGE	83/47.7	80/40.1
PENALTIES/YARDS	70/515	83/811
FUMBLES/LOST	29/13	34/16
TOUCHDOWNS	26	40
Rushing	10	16
Passing	11	22
Returns	5	2
SAFETIES	1	1

SCORE BY PERIODS	1	2	3	4	OT	Total
CHIEFS TOTAL	30	73	53	77	0	233
Opp. Total	57	110	34	92	0	293

REGULAR STARTERS

OFFENSE

WR	Elmo Wright
LT	Charlie Getty
LG	Ed Budde
C	Jack Rudnay
RG	George Daney
RT	Jim Nicholson
TE	Morris Stroud
WR	Otis Taylor
QB	Mike Livingston
	Len Dawson
RB	Ed Podolak
RB	Woody Green
	Wendell Hayes
K	Jan Stenerud

DEFENSE

LE	Marvin Upshaw
LT	Tom Keating
RT	Buck Buchanan
RE	Wilbur Young
LLB	Bobby Bell
MLB	Willie Lanier
RLB	Jim Lynch
LCB	Nate Allen
RCB	Emmitt Thomas
LS	Jim Kearney
RS	Mike Sensibaugh
P	Jerrell Wilson

PRO BOWLERS IN BOLD

AMERICAN CONFERENCE

Western Division			
W	L	T	Pct.
Oakland	12	2	0.857
Denver	7	6	1.536
Kansas City	5	9	0.357
San Diego	5	9	0.357
Central Division			
W	L	T	Pct.
Pittsburgh	10	3	1.750
Cincinnati	7	7	0.500
Houston	7	7	0.500
Cleveland	4	10	0.286
Eastern Division			
W	L	T	Pct.
Miami	11	3	0.786
Buffalo †	9	5	0.643
New England	7	7	0.500
N.Y. Jets	7	7	0.500
Baltimore	2	12	0.143

NATIONAL CONFERENCE

Western Division			
W	L	T	Pct.
Los Angeles	10	4	0.714
San Francisco	6	8	0.429
New Orleans	5	9	0.357
Atlanta	3	11	0.214
Central Division			
W	L	T	Pct.
Minnesota	10	4	0.714
Detroit	7	7	0.500
Green Bay	6	8	0.429
Chicago	4	10	0.286
Eastern Division			
W	L	T	Pct.
St. Louis	10	4	0.714
Washington †	10	4	0.714
Dallas	8	6	0.571
Philadelphia	7	7	0.500
N.Y. Giants	2	12	0.143

AFC Championship: Pittsburgh 24, OAKLAND 13
 NFC Championship: MINNESOTA 14, L.A. Rams 10
 Super Bowl IX: Pittsburgh 16, Minnesota 6

INDIVIDUAL STATISTICS

	PASSING							
	Att.	Cmp.	Yds.	Pct.	TD	Int.	LG	Rating
Dawson	295	158	1573	58.7	7	13	84	65.0
Livingston	141	66	732	46.8	4	10	42.5	
Carlson	15	7	116	46.7	0	1	34	45.3
Jaynes	2	0	0.0	0.0	0	0	0	0.0
Wilson	2	0	0.0	0.0	0	0	0	39.6
CHIEFS TOTAL	395	211	2421	53.4	11	25	84	55.2
Opp. Total	408	206	2838	50.5	22	28	—	50.0

	PASS RECEIVING				
	No.	Yds.	Avg.	LG	TD
Podolak	43	306	7.1	26	1
Pearson	27	387	14.3	48	1
Green	26	247	9.5	69	1
Taylor	24	375	15.6	64	2
Brunson	22	374	17.0	84	2
Kinney	18	105	5.8	16	1
Miller	14	149	10.6	34	0
Wright	13	209	16.1	51	1
Stroud	12	141	11.8	25	2
Elison	5	64	12.8	26	0
Hayes	3	23	7.7	9	0
Hamilton	2	25	12.5	19	0
Strada	1	16	16.0	16	0
CHIEFS TOTAL	211	2421	11.5	84	11
Opp. Total	206	2838	13.8	71	22

	RUSHING				
	No.	Yds.	Avg.	LG	TD
Green	135	509	3.8	43	3
Podolak	101	386	3.8	14	2
Kinney	63	249	4.0	21	0
Hayes	57	206	3.6	19	2
Miller	40	184	4.6	47	0
Elison	37	114	3.1	11	2
Dawson	11	28	2.5	10	0
Livingston	9	28	3.1	9	0
Wright	3	26	8.7	12	1
Carlson	2	17	8.5	11	0
Taylor	1	6	6.0	5	0
Pearson	1	0	0.0	0	0
Jaynes	1	0	0.0	0	0
Brunson	3	-4	-1.3	0	0
Brunson	5	-29	-5.8	4	0
CHIEFS TOTAL	469	1720	3.7	47	10
Opp. Total	502	1801	3.6	53	16

TEAM LEADERS

Scoring: Jan Stenerud	75 pts: 24 PATs, 17 FGs
INTs: Emmitt Thomas	12-214 yds., 2 TDs
Sacks: Marvin Upshaw	9.5 (-49.0 yds.)
Punting: Jerrel Wilson	83-3462 yds., 41.7 avg., 64 LG
Punt Returns: Ed Podolak	15-134 yds., 8.9 avg., 0 TDs
Kickoff Returns: Bill Thomas	25-571 yds., 22.8 avg., 0 TDs

HISTORY

1973 KANSAS CITY CHIEFS

Head Coach: Hank Stram

7-5-2

Preseason		Record: 2-4	
8/4 W	12-6	NEW ORLEANS	67,216
8/13 L	16-17	DETROIT	67,624
8/18 L	10-13	MINNESOTA	72,676
8/26 L	16-21	GREEN BAY	75,231
9/1 L	16-27	at Dallas	57,468
9/7 W	16-7	at St. Louis	49,486
Regular Season		Record: 7-5-2 (2nd, tie - AFC West)	
9/16 L	13-23	L.A. RAMS	62,315
9/23 W	10-7	at New England	57,918
9/30 W	16-3	OAKLAND	72,631
10/7 W	16-14	DENVER	71,414
10/14 T	10-10	at Green Bay (Milwaukee, WI)	47,265
10/21 L	6-14	at Cincinnati	56,397
10/29 L	14-23	at Buffalo (Mon.) (N)	76,071
11/4 W	19-0	at San Diego	52,035
11/12 W	19-7	CHICAGO (Mon.)	70,664
11/18 W	38-14	HOUSTON	68,444
11/25 L	10-14	at Denver	51,706
12/2 T	20-20	CLEVELAND	70,296
12/8 L	7-37	at Oakland (Sat.)	53,061
12/16 W	33-6	SAN DIEGO	43,755

TEAM STATISTICS

	CHIEFS	OPP			
TOTAL FIRST DOWNS	208	209			
Rushing	106	90			
Passing	93	95			
Penalty	9	24			
3rd Down Made/Att	72/204	69/206			
3rd Down Pct.	35.3	33.5			
TOTAL NET YARDS	3536	3575			
Avg. Per Game	252.6	255.4			
Total Plays	863	856			
Avg. Per Play	4.1	4.2			
NET YARDS RUSHING	1793	1956			
Avg. Per Game	128.1	139.7			
Total Rushes	511	493			
Avg. Per Rush	3.5	4.0			
NET PASSING OFFENSE	1743	1619			
Avg. Per Game	124.5	115.6			
Sacked/Yards Lost	39/296	38/323			
Gross Yards	2039	1942			
Attempts/Completions	313/173	324/157			
Pct. of Completions	55.3	48.6			
Had Intercepted	13	21			
PUNTS/AVERAGE	80/45.5	67/41.4			
PENALTIES/YARDS	83/797	63/649			
FUMBLES/LOST	36/18	33/18			
TOUCHDOWNS	23	22			
Rushing	11	11			
Passing	10	11			
Returns	2	0			
SAFETIES	0	0			
SCORE BY PERIODS					
	1	2	3	4	Total
CHIEFS TOTAL	40	57	53	81	231
Opp. Total	30	71	35	56	192

REGULAR STARTERS

OFFENSE		DEFENSE	
WR	Elmo Wright	LE	Marvin Upshaw
LT	Jim Tyrer	LT	Curley Culp
LG	Ed Budde	RT	Buck Buchanan
C	Jack Rudnay	RE	Wilbur Young
RG	Mo Moorman	LLB	Bobby Bell
RT	Francis Peay	MLB	Willie Lanier
	Dave Hill	RLB	Jim Lynch
TE	Morris Stroud	LCB	Nate Allen
WR	Otis Taylor	RCB	Emmitt Thomas
QB	Mike Livingston	LS	Jim Kearney
	Len Dawson	RS	Mike Sensibaugh
RB	Ed Podolak	P	Jerrold Wilson
RB	Wendell Hayes		
	Willie Ellison		
K	Jan Stenerud		

INDIVIDUAL STATISTICS

	PASSING							
	Att.	Cmp.	Yds.	Pct.	TD	Int.	LG	Rating
Livingston	145	75	916	51.7	6	7	48	65.2
Dawson	101	66	725	65.3	2	5	48	72.3
Beathard	64	31	389	48.4	2	1	44	71.4
Wilson	1	1	9	100.0	0	0	9	104.2
Podolak	1	0	0	0	0	0	0	39.6
Keyes	1	0	0	0	0	0	0	39.6
CHIEFS TOTAL	313	173	2039	55.2	10	13	48	68.5
Opp. Total	324	157	1942	48.5	11	21	62t	47.7
	PASS RECEIVING							
	No.	Yds.	Avg.	LG	TD			
Podolak	35	445	8.1	25	0			
Taylor	34	536	15.8	46	4			
Hayes	18	134	7.4	13	0			
Wright	16	252	15.8	44	2			
Stroud	12	216	18.0	48	2			
Kinney	11	126	11.5	25	0			
Ellison	9	64	7.1	17	0			
Butler	8	124	15.5	23	2			
West	4	65	16.3	23	0			
Hamilton	2	35	17.5	20	0			
Smitth	2	20	10.0	17	0			
Moorman	1	-1	-1.0	-1	0			
Keyes	1	-6	-6	-6	0			
CHIEFS TOTAL	173	2039	11.8	48	10			
Opp. Total	157	1942	12.4	62t	11			
	RUSHING							
	No.	Yds.	Avg.	LG	TD			
Podolak	210	721	3.4	25	3			
Ellison	108	411	3.8	19	2			
Hayes	95	352	3.7	27	2			
Kinney	50	128	2.6	8	1			
Livingston	19	94	4.9	28	2			
Dawson	6	39	6.5	13	0			
Wright	5	29	5.8	13	0			
Beathard	6	16	2.7	11	1			
Butler	2	10	5.0	9	0			
Taylor	4	-14	-1.1	-19	0			
McVea	4	5	1.3	2	0			
Keyes	2	1	0.5	2	0			
CHIEFS TOTAL	511	1793	3.5	28	11			
Opp. Total	493	1956	4.0	72	11			

PRO BOWLERS IN BOLD

AMERICAN CONFERENCE

Western Division				
	W	L	T	Pct.
Oakland	9	4	1	67.9
Denver	7	5	2	57.1
Kansas City	7	5	2	57.1
San Diego	2	11	1	17.9
Central Division				
	W	L	T	Pct.
Cincinnati	10	4	0	71.4
Pittsburgh †	10	4	0	71.4
Cleveland	7	5	2	57.1
Houston	1	13	0	0.71
Eastern Division				
	W	L	T	Pct.
Miami	12	2	0	85.7
Buffalo	9	5	0	64.3
New England	5	9	0	35.7
Baltimore	4	10	0	28.6
N.Y. Jets	4	10	0	28.6

NATIONAL CONFERENCE

Western Division				
	W	L	T	Pct.
Los Angeles	12	2	0	85.7
Atlanta	9	5	0	64.3
New Orleans	5	9	0	35.7
San Francisco	5	9	0	35.7
Central Division				
	W	L	T	Pct.
Minnesota	12	2	0	85.7
Detroit	6	7	1	46.4
Green Bay	5	7	2	42.9
Chicago	3	11	0	21.4
Eastern Division				
	W	L	T	Pct.
Dallas	10	4	0	71.4
Washington †	10	4	0	71.4
Philadelphia	5	8	1	39.3
St. Louis	4	9	1	32.1
N.Y. Giants	2	11	1	17.9

AFC Championship: MIAMI 27, Oakland 10
 NFC Championship: Minnesota 27, DALLAS 10
 Super Bowl VIII: Miami 24, Minnesota 7

Scoring: Jan Stenerud 93 pts; 21 PATs, 24 FGs
 INTs: Emmitt Thomas, Mike Sensibaugh, Willie Lanier, Jim Kearney . . . Tied with 3
 Punting: Jerrel Wilson 80-364 yds., 45.5 avg., 68 LG
 Punt Returns: Larry Marshall 29-180 yds., 6.2 avg., 0 TDs
 Kickoff Returns: Larry Marshall 14-391 yds., 27.9 avg., 0 TDs

TEAM LEADERS

HISTORY

1972 KANSAS CITY CHIEFS

Head Coach: Hank Stram



Preseason		Record: 5-2	
7/29	W 23-17	N.Y. Giants (Canton, OH)	19,304
8/5	W 24-10	Chicago (Notre Dame, IN)	32,391
8/12	W 24-14	ST. LOUIS	78,190
8/21	L 17-23	BALTIMORE	76,882
8/27	W 19-13	L.A. RAMS	77,764
9/2	W 20-10	DALLAS	79,592
9/9	L 0-20	at Green Bay (Milwaukee, WI)	47,281
Regular Season		Record: 8-6 (2nd - AFC West)	
9/17	L 10-20	MIAMI	79,829
9/25	W 20-17	at New Orleans (Mon.) (N)	70,793
10/1	W 45-24	at Denver	51,656
10/8	W 31-7	at Cleveland	83,819
10/15	L 16-23	CINCINNATI	79,068
10/22	L 20-21	PHILADELPHIA	78,389
10/29	W 26-14	at San Diego	54,533
11/5	W 27-14	OAKLAND	82,094
11/12	L 7-16	at Pittsburgh	50,350
11/19	L 17-27	SAN DIEGO	79,011
11/26	L 3-26	at Oakland	54,801
12/3	W 24-21	DENVER	66,725
12/10	W 24-10	BALTIMORE	44,175
12/17	W 17-14	at Atlanta	58,850

REGULAR STARTERS

OFFENSE		DEFENSE	
WR	Dennis Homan	LE	Marvin Hoshaw
	Robert West	LT	Curley Culp
LG	Jim Tyrer	RT	Buck Buchanan
LG	Ed Budde	RE	Wilbur Young
C	Jack Rudnay	LLB	Bobby Bell
RG	Mo Moorman	MLB	Willie Lanier
RT	Dave Hill	RLB	Jim Lynch
TE	Morris Stroud	LCB	Jim Marsalis
	Willie Frazier	RCB	Emmitt Thomas
WR	Otis Taylor	LS	Jim Kearney
QB	Len Dawson	RS	Mike Sensibaugh
RB	Ed Podolak	P	Jerrell Wilson
RB	Wendell Hayes		
K	Jan Stenerud		

PRO BOWLERS IN BOLD

AMERICAN CONFERENCE

Western Division			
W	L	T	Pct.
Oakland	10	3	1.750
Kansas City	8	6	0.571
Denver	5	9	0.357
San Diego	4	9	1.321
Central Division			
W	L	T	Pct.
Pittsburgh	11	3	0.786
Cleveland	10	4	0.714
Cincinnati	8	6	0.571
Houston	1	13	0.071
Eastern Division			
W	L	T	Pct.
Miami	14	0	01.000
N.Y. Jets	7	7	0.500
Baltimore	5	9	0.357
Buffalo	4	9	1.321
New England	3	11	0.214

NATIONAL CONFERENCE

Western Division			
W	L	T	Pct.
San Francisco	8	5	1.607
Atlanta	7	7	0.500
Los Angeles	6	7	1.464
New Orleans	2	11	1.179
Central Division			
W	L	T	Pct.
Green Bay	10	4	0.714
Detroit	8	5	1.607
Minnesota	7	7	0.500
Chicago	4	9	1.321
Eastern Division			
W	L	T	Pct.
Washington	11	3	0.786
Dallas	10	4	0.714
N.Y. Giants	8	6	0.571
St. Louis	4	9	1.321
Philadelphia	2	11	1.179

AFC Championship: Miami 21, PITTSBURGH 17
 NFC Championship: WASHINGTON 26, Dallas 3
 Super Bowl VII: Miami 14, Washington 7

TEAM STATISTICS

	CHIEFS	OPP.			
TOTAL FIRST DOWNS	245	227			
Rushing	121	90			
Passing	116	116			
Penalties	11	18			
TOTAL NET YARDS	3956	4027			
Avg. Per Game	282.6	287.6			
Total Plays	894	853			
Avg. Per Play	4.4	4.7			
NET YARDS RUSHING	1915	1805			
Avg. Per Game	136.6	128.9			
Total Rushes	476	453			
Avg. Per Play	4.0	4.0			
NET YARDS PASSING	2041	2222			
Avg. Per Game	145.8	158.7			
Sacked/Yards Lost	34/297	32/261			
Gross Yards	2335	2483			
Attempts/Completions	384/217	368/186			
Pct. of Completions	56.5	50.5			
Had Intercepted	20	24			
PUNTS/AVERAGE	66/44.8	61/40.4			
PUNT RETURNS/YARDS	29/126	40/296			
PENALTIES/YARDS	69/653	66/643			
FUMBLE/LOST	23/12	35/19			
TOUCHDOWNS	32	30			
Rushing	6	12			
Passing	20	17			
Returns	6	1			
SAFETIES	0	0			
SCORE BY PERIODS					
	1	2	3	4	Total
CHIEFS TOTAL	20	90	85	92	287
Opp. Total	55	98	37	64	254

INDIVIDUAL STATISTICS

	PASSING							
	Att.	Cmp.	Yds.	Pct.	TD	Int	LG	Rating
Dawson	305	175	1835	57.4	13	12	44	73.1
Livingston	78	41	480	52.6	7	8	36	62.0
Wilson	1	1	20	100.0	0	0	20	118.3
CHIEFS TOTAL	384	217	2335	56.5	20	20	44	70.2
Opp. Total	368	186	2483	50.5	17	24	671	60.5
	PASS RECEIVING							
	No.	Yds.	Avg.	LG	TD			
Taylor	57	821	14.4	44	5			
Podolak	46	345	7.5	271	2			
Hayes	31	295	9.5	291	3			
Adamle	15	76	5.1	11	0			
Frazier	13	172	13.2	35	5			
Homan	12	135	11.3	38	1			
Olis	12	76	6.3	13	0			
Wright	11	81	7.4	14	0			
West	9	165	18.3	421	2			
Stroud	4	80	20.0	44	1			
Kinney	4	45	11.2	19	0			
Jankowski	2	24	12.0	18	0			
Allen	1	20	20.0	20	0			
CHIEFS TOTAL	217	2335	10.8	44	20			
Opp. Total	186	2483	13.3	671	17			

	RUSHING				
	No.	Yds.	Avg.	LG	TD
Podolak	171	615	3.6	30	4
Hayes	128	536	4.2	28	0
Adamle	73	536	4.2	19	1
Livingston	14	133	9.5	51	0
Kinney	38	122	3.2	16	1
Olis	29	92	3.2	12	0
Dawson	15	75	5.0	20	0
Wright	1	24	24.0	24	0
Taylor	5	13	2.6	11	0
West	2	2	1.0	10	0
CHIEFS TOTAL	476	1915	4.0	51	6
Opp. Total	453	1805	4.0	45	12

TEAM LEADERS

Scoring: Jan Stenerud	95 pts: 32 PATs, 21 FGs
INTs: Mike Sensibaugh	8-65 yds., 0 TDs
Punting: Jerrell Wilson	66-2960 yds., 44.8 avg., 69 LG
Punt Returns: Larry Marshall	18-103 yds., 5.7 avg., 0 TDs
Kickoff Returns: Larry Marshall	23-651 yds., 28.3 avg., 0 TDs

HISTORY

1971 KANSAS CITY CHIEFS

Head Coach: Hank Stram

10-3-1

Preseason		Record: 4-1-1	
8/7	W 10-7	at Baltimore	16,771
8/14	W 12-10	ATLANTA	37,403
8/21	W 27-7	at New Orleans	70,459
8/30	W 21-16	N.Y. JETS	37,650
9/4	T 17-17	ST. LOUIS	36,743
9/11	L 17-24	at Dallas	74,035
Regular Season		Record: 10-3-1 (1st - AFC West)	
9/19	L 14-21	at San Diego	54,061
9/26	W 20-16	at Houston	46,498
10/3	W 16-3	at Denver	51,200
10/10	W 31-10	SAN DIEGO	50,514
10/18	W 38-16	PITTSBURGH (Mon.) (N)	49,533
10/24	W 27-20	WASHINGTON	51,989
10/31	T 20-20	at Oakland	54,715
11/7	L 10-13	at N.Y. Jets	62,812
11/14	W 13-7	CLEVELAND	50,388
11/21	W 28-10	DENVER	49,945
11/25	L 21-32	at Detroit (Thur.) (Thanksgiving)	54,418
12/6	W 26-17	at San Francisco (Mon.) (N)	45,306
12/12	W 16-14	OAKLAND	51,215
12/19	W 22-9	BUFFALO	48,121
AFC Divisional Playoff Game			
12/25	L 24-27 2 OT	Miami (Sat.)	50,374

REGULAR STARTERS

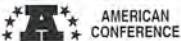
OFFENSE

WR	Elmo Wright
LG	Jim Tyrer
LT	Ed Budde
C	Jack Rudnay
RG	Mo Moorman
RT	Dave Hill
TE	Morris Stroud
WR	Otis Taylor
QB	Len Dawson
RB	Ed Podolak
RB	Wendell Hayes
K	Jan Stenerud

DEFENSE

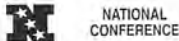
LE	Marvin Upshaw
LT	Curley Culp
RT	Buck Buchanan
RE	Aaron Brown
LLB	Bobby Bell
MLB	Willie Lanier
RLB	Jim Lynch
LCB	Jim Marsalis
RCB	Emmitt Thomas
LS	Jim Kearney
RS	Johnny Robinson
P	Jerral Wilson

PRO BOWLERS IN BOLD



AMERICAN CONFERENCE

Western Division				
W	L	T	Pct.	
Kansas City	10	3	1	.769
Oakland	8	4	2	.667
San Diego	6	8	0	.429
Denver	4	9	1	.308
Central Division				
W	L	T	Pct.	
Cleveland	9	5	0	.643
Pittsburgh	6	8	0	.429
Houston	4	9	1	.308
Cincinnati	4	10	0	.286
Eastern Division				
W	L	T	Pct.	
Miami	10	3	1	.769
Baltimore †	10	4	0	.714
New England	6	8	0	.429
N.Y. Jets	6	8	0	.429
Buffalo	1	13	0	.071



NATIONAL CONFERENCE

Western Division				
W	L	T	Pct.	
San Francisco	9	5	0	.643
Los Angeles	8	5	1	.615
Atlanta	7	6	1	.538
New Orleans	4	8	2	.333
Central Division				
W	L	T	Pct.	
Minnesota	11	3	0	.786
Detroit	7	6	1	.538
Chicago	6	8	0	.429
Green Bay	4	8	2	.333
Eastern Division				
W	L	T	Pct.	
Dallas	11	3	0	.786
Washington †	9	4	1	.692
Philadelphia	6	7	1	.462
St. Louis	4	9	1	.308
N.Y. Giants	4	10	0	.286

AFC Championship: MIAMI 21, Baltimore 0
 NFC Championship: DALLAS 14, San Francisco 3
 Super Bowl VI: Dallas 24, Miami 3

TEAM STATISTICS

	CHIEFS	OPP.			
TOTAL FIRST DOWNS	240	223			
Rushing	108	73			
Passing	119	125			
Penalty	13	25			
TOTAL NET YARDS	4190	3770			
Avg. Per Game	29.3	269.3			
Total Plays	836	813			
Avg. Per Play	5.0	4.6			
NET YARDS RUSHING	1843	1337			
Avg. Per Game	131.6	95.5			
Total Rushes	462	367			
Avg. Per Play	4.0	3.7			
NET YARDS PASSING	2347	2506			
Avg. Per Game	167.6	179.0			
Sacked/Yards Lost	35/347	28/235			
Gross Yards	2694	2741			
Attempts/Completions	337/183	406/209			
Pct. of Completions	54.3	51.5			
Had Intercepted	13	27			
PUNTS/AVERAGE	64/44.3	67/39.3			
PUNT RETURNS/YARDS	32/150	38/286			
PENALTIES/YARDS	72/374	72/552			
FUMBLES/LOST	23/13	16/7			
TOUCHDOWNS	32	21			
Rushing	14	9			
Passing	15	11			
Returns	3	1			
SAFETIES	0	1			
SCORE BY PERIODS	1	2	3	4	Total
CHIEFS TOTAL	61	123	48	70	302
Opp. Total	41	71	22	74	208

INDIVIDUAL STATISTICS

	PASSING							Rating
	Att.	Cmp.	Yds.	Pct.	TD	Int.	LG	
Dawson	301	167	2504	55.2	15	13	82	81.8
Livingson	28	12	130	42.9	0	0	36	57.2
Huarte	6	2	18	33.3	0	0	26	42.3
Podolak	2	2	42	100.0	0	0	23	118.8
CHIEFS TOTAL	337	183	2694	54.3	15	13	82	74.9
Opp. Total	418	209	2703	50.0	11	27	53	83.8

	PASS RECEIVING					LG	TD
	No.	Yds.	Avg.	Int.	LG		
Taylor	57	1110	19.5	8	7	82	7
Podolak	36	306	8.5	23	0	23	0
Wright	26	524	20.3	69	3	69	3
Stroud	22	454	20.6	54	1	54	1
Hayes	16	163	10.2	26	1	26	1
Otis	12	74	6.2	26	2	26	2
McVea	5	-3	-0.6	10	0	10	0
Horman	3	47	9.0	9	0	9	0
Frazier	2	41	20.5	23	0	23	0
Holmes	2	16	8.0	12	0	12	0
Smith	1	12	12.0	12	0	12	0
Adams	1	6	6.0	6	1	6	1
CHIEFS TOTAL	183	2694	14.7	82	15	82	15
Opp. Total	209	2703	12.9	53	11	53	11

	RUSHING					LG	TD
	No.	Yds.	Avg.	Int.	LG		
Podolak	184	708	3.8	25	9	25	9
Hayes	132	541	4.1	27	1	27	1
McVea	68	266	4.2	19	3	19	3
Otis	49	184	3.8	11	0	11	0
Adams	19	43	3.3	3	0	3	0
Taylor	1	25	25.0	25	1	25	1
Dawson	12	24	2.0	8	0	8	0
Holmes	21	35	1.7	6	0	6	0
Livingson	5	11	2.2	3	0	3	0
Frazier	1	-2	-2.0	-2	0	-2	0
Wright	1	-10	-10.0	-10	0	-10	0
CHIEFS TOTAL	487	1843	3.8	27	14	27	14
Opp. Total	367	1337	3.7	28	6	28	6

TEAM LEADERS

Scoring: Jan Stenerud	110 pts: 32 PATs, 26 FGs
INTs: Emmitt Thomas	8-145 yds., 1 TD
Punting: Jerral Wilson	64-2864 yds., 44.8 avg., 68 LG
Punt Returns: Ed Podolak	13-84 yds., 6.5 avg., 0 TDs
Kickoff Returns: Kerry Reardon	12-308 yds., 25.7 avg., 0 TDs

1970 KANSAS CITY CHIEFS

Head Coach: Hank Stram

7-5-2

Preseason		Record: 4-3
7/31	W 24-3	College All-Stars (Chicago, IL) 69,940
8/8	W 30-17	at Detroit 55,032
8/14	L 3-17	BALTIMORE 38,341
8/22	W 16-13	Cleveland (Memphis, TN) ... 31,532
8/29	L 17-22	at Atlanta 56,990
9/5	W 13-0	at Dallas 69,055
9/12	L 24-34	at St. Louis 50,661
Regular Season		Record: 7-5-2 (2nd - AFC West)
9/20	L 10-27	at Minnesota 47,900
9/28	W 44-24	at Baltimore (Mon.) (N) 53,911
10/4	L 13-26	at Denver 50,705
10/11	W 23-10	BOSTON 50,698
10/18	W 27-19	at Cincinnati 57,265
10/25	L 16-27	DALLAS 51,158
11/1	T 17-17	OAKLAND 51,334
11/8	W 24-9	HOUSTON 49,810
11/15	W 31-14	at Pittsburgh 50,081
11/22	T 6-6	ST. LOUIS 50,711
11/29	W 26-14	SAN DIEGO 50,315
12/6	W 16-0	DENVER 50,454
12/12	L 6-20	at Oakland (Sat.) 54,596
12/20	L 13-31	at San Diego 41,379

TEAM STATISTICS

	CHIEFS	OPP			
TOTAL FIRST DOWNS	183	226			
Rushing	83	83			
Passing	86	111			
Penalty	14	32			
TOTAL NET YARDS	3577	3667			
Avg. Per Game	255.5	261.9			
Total Plays	775	861			
Avg. Per Play	4.6	4.3			
NET YARDS RUSHING	1858	1657			
Avg. Per Game	132.7	118.4			
Total Rushes	448	418			
Avg. Per Play	4.1	4.0			
NET YARDS PASSING	1719	2010			
Avg. Per Game	122.8	143.6			
Sacked/Yards Lost	38/319	35/270			
Gross Yards	2038	2280			
Attempts/Completions	289/154	408/195			
Pct. of Completions	53.3	47.8			
Had Intercepted	16	31			
PUNTS/AVERAGE	76/44.9	77/41.5			
PUNT RETURNS/YARDS	31/371	51/414			
PENALTIES/YARDS	83/888	71/817			
FUMBLES/LOST	26/15	22/12			
TOUCHDOWNS	26	26			
Rushing	11	10			
Passing	13	15			
Returns	2	1			
SAFETIES	0	0			
SCORE BY PERIODS					
	1	2	3	4	Total
CHIEFS TOTAL	53	98	46	75	272
Opp. Total	32	77	51	84	244

REGULAR STARTERS

OFFENSE		DEFENSE	
WR	Frank Pitts	LE	Jerry Mays
LT	Jim Tyrer	LT	Curley Culp
LG	Ed Budde	RT	Buck Buchanan
C	Jack Rudnay	RE	Aaron Brown
	E. J. Holub	LLB	Bobby Bell
RG	Mo Moorman	MLB	Willie Lanier
RT	Dave Hill	RLB	Jim Lynch
TE	Fred Arbanas	LCB	Jim Marsalis
	Morris Stroud	RCB	Emmitt Thomas
WR	Otis Taylor	LS	Jim Kearney
QB	Len Dawson	RS	Johnny Robinson
RB	Mike Garrett	P	Jerral Wilson
	Ed Podolak		
RB	Wendell Hayes		
K	Jan Stenerud		

PRO BOWLERS IN BOLD

AMERICAN CONFERENCE

Western Division			
W	L	T	Pct.
Oakland	8	4	2.667
Kansas City	7	5	2.583
San Diego	5	6	3.455
Denver	5	8	1.385
Central Division			
W	L	T	Pct.
Cincinnati	8	6	0.571
Cleveland	7	7	0.500
Pittsburgh	5	9	0.357
Houston	3	10	1.231
Eastern Division			
W	L	T	Pct.
Baltimore	11	2	1.846
Miami	10	4	0.714
N.Y. Jets	4	10	0.286
Buffalo	3	10	1.231
Boston	2	12	0.143

NATIONAL CONFERENCE

Western Division			
W	L	T	Pct.
San Francisco	10	3	1.769
Los Angeles	9	4	1.692
Atlanta	4	8	2.333
New Orleans	2	11	1.154
Central Division			
W	L	T	Pct.
Minnesota	12	2	0.857
Detroit	10	4	0.714
Chicago	6	8	0.429
Green Bay	6	8	0.429
Eastern Division			
W	L	T	Pct.
Dallas	10	4	0.714
N.Y. Giants	9	5	0.643
St. Louis	8	5	1.615
Washington	6	8	0.429
Philadelphia	3	10	1.231

AFC Championship: BALTIMORE 27, Oakland 17
 NFC Championship: Dallas 17, SAN FRANCISCO 10
 Super Bowl V: Baltimore 16, Dallas 13

INDIVIDUAL STATISTICS

	PASSING										
	Att.	Cmp.	Yds.	Pct.	TD	Int	LG	Rating			
Dawson	262	141	1876	53.8	13	14	61t	71.3			
Livingston	22	11	122	50.0	0	1	31	48.1			
Podolak	2	2	40	100.0	0	0	24	118.8			
Huarle	2	0	0	0.0	0	1	0	0.0			
McVea	1	0	0	0.0	0	0	0	39.6			
CHIEFS TOTAL	289	154	2038	53.3	13	16	61	75.5			
Opp. Total	408	195	2280	47.8	15	31	—	45.9			
	PASS RECEIVING					No.	Yds.	Avg.	LG	TD	
	Att.	Cmp.	Yds.	Pct.	TD						
Taylor	34	518	18.2	59t	3						
Podolak	26	307	11.8	59t	1						
Hayes	26	219	8.3	28	0						
Holmes	23	173	7.5	31	1						
Pitts	11	172	15.6	54	2						
Arbanas	8	108	14.5	26	1						
Cannon	7	125	17.8	45	2						
Richardson	5	171	34.2	61t	2						
McVea	5	26	5.2	15	0						
Garrett	4	4	1.0	5	0						
Stroud	4	86	24.5	50	1						
Porter	1	29	29.0	29	0						
CHIEFS TOTAL	154	2038	13.2	61t	13						
Opp. Total	195	2280	11.7	89t	15						

	RUSHING				
	No.	Yds.	Avg.	LG	TD
Podolak	168	749	4.5	65t	3
Hayes	109	381	3.5	22	5
McVea	61	260	4.3	34	0
Holmes	63	206	3.3	22	3
Pitts	5	84	16.8	42	0
Garrett	21	62	3.2	18	0
Dawson	11	46	4.2	21	0
Livingston	3	26	8.7	16	0
Porter	2	21	10.5	21	0
Taylor	3	13	4.3	7	0
Cannon	1	10	10.0	10	0
Richardson	1	4	4.0	4	0
CHIEFS TOTAL	448	1858	4.1	65t	11
Opp. Total	418	1657	4.0	47t	10

TEAM LEADERS

Scoring:	Jan Stenerud	116 pts:	26 PATs,	30 FGs
INTs:	Johnny Robinson	10-155 yds.,	1 TD	
Punting:	Jerral Wilson	76-3415 yds.,	44.9 avg.,	68 LG
Punt Returns:	Ed Podolak	23-311 yds.,	13.5 avg.,	0 TDs
Kickoff Returns:	Robert Holmes	19-535 yds.,	28.2 avg.,	0 TDs

HISTORY

1969 KANSAS CITY CHIEFS

Head Coach: Hank Stram



Preseason		Record: 6-0
8/2	W 23-17	Oakland (Birmingham, AL) 21,000
8/9	W 38-13	DETROIT 38,027
8/16	W 23-7	Cincinnati (Jackson, MS) 24,513
8/23	W 42-14	at L.A. Rams 58,306
8/28	W 31-21	at St. Louis 48,006
9/6	W 14-10	ATLANTA 37,273

Regular Season		Record: 11-3 (2nd - AFL West)
9/14	W 27-9	at San Diego 47,986
9/21	W 31-0	at Boston 22,002
9/28	L 19-24	at Cincinnati 27,812
10/5	W 26-13	at Denver 50,564
10/12	W 24-0	HOUSTON 45,805
10/19	W 17-10	MIAMI 49,809
10/26	W 42-22	CINCINNATI 50,934
11/2	W 29-7	at Buffalo 45,844
11/9	W 27-3	SAN DIEGO 51,104
11/16	W 34-16	at N.Y. Jets 63,849
11/23	L 24-27	OAKLAND 51,982
11/27	W 31-17	DENVER (Thur.) (Thanksgiving) 48,773
12/7	W 22-19	BUFFALO 47,112
12/13	L 6-10	at Oakland (Sat.) 54,443

AFL Divisional Playoff Game		
12/20	W 13-6	at N.Y. Jets (Sat.) 62,977

AFL Championship Game		
1/4	W 17-7	at Oakland 54,443

Super Bowl IV		
1/11	W 23-7	Minnesota (New Orleans, LA) 80,562

REGULAR STARTERS

OFFENSE		DEFENSE	
WR	Frank Pitts	LE	Jerry Mays
LT	Jim Tyrer	LT	Curley Culp
LG	Ed Budde	RT	Buck Buchanan
C	E.J. Holub	RE	Aaron Brown
RG	Mo Moorman	LLB	Bobby Bell
RT	Dave Hill	MLB	Willie Lanier
TE	Fred Arbanas	RLB	Jim Lynch
WR	Gloster Richardson	LCB	Jim Marsalis
	Otis Taylor	RCB	Emmitt Thomas
QB	Len Dawson	LS	Jim Kearney
	Mike Livingston	RS	Johnny Robinson
RB	Mike Garrett	P	Jerrrell Wilson
RB	Robert Holmes		
K	Jan Stenerud		

ALL-STAR IN BOLD

AMERICAN FOOTBALL LEAGUE				NATIONAL FOOTBALL LEAGUE			
Western Division				Western Conference			
W	L	T	Pct.	W	L	T	Pct.
Oakland	12	1	1.923	Los Angeles	11	3	.786
Kansas City	11	3	.786	Baltimore	8	5	1.615
San Diego	8	6	0.571	Atlanta	8	8	0.500
Denver	5	8	1.385	San Francisco	4	8	2.333
Cincinnati	4	9	1.308				
Eastern Division				Central Division			
W	L	T	Pct.	W	L	T	Pct.
N.Y. Jets	10	4	0.714	Minnesota	12	2	0.857
Houston	6	6	2.500	Detroit	9	4	1.692
Boston	4	10	0.286	Green Bay	8	6	0.571
Buffalo	4	10	0.286	Chicago	1	13	0.071
Miami	3	10	1.231				
Eastern Conference				Capitol Division			
W	L	T	Pct.	W	L	T	Pct.
Dallas	11	2	1.846	Washington	7	5	2.583
Washington	7	5	2.583	New Orleans	5	9	0.357
New Orleans	5	9	0.357	Philadelphia	4	9	1.308
Philadelphia	4	9	1.308				
Century Division				Central Division			
W	L	T	Pct.	W	L	T	Pct.
Cleveland	10	3	1.769	Cleveland	10	3	1.769
N.Y. Giants	6	8	0.429	N.Y. Giants	6	8	0.429
St. Louis	4	9	1.308	St. Louis	4	9	1.308
Pittsburgh	1	13	0.071	Pittsburgh	1	13	0.071

AFL Divisional Playoffs
 Kansas City 13, N.Y. JETS 6
 OAKLAND 56, Houston 7
AFL Championship
 Kansas City 17, OAKLAND 7
NFL Championship
 MINNESOTA 27, Cleveland 7
Super Bowl IV
 Kansas City 23, Minnesota 7

TEAM STATISTICS

	CHIEFS	OPP.						
TOTAL FIRST DOWNS	258	181						
Rushing	129	53						
Passing	125	111						
Penalty	4	17						
TOTAL NET YARDS	4607	3163						
Avg. Per Game	329.1	225.9						
Total Plays	859	608						
Avg. Per Play	5.1	3.9						
NET YARDS RUSHING	2220	1091						
Avg. Per Game	158.6	77.9						
Total Rushes	522	316						
Avg. Per Play	4.3	3.5						
NET YARDS PASSING	2387	2072						
Avg. Per Game	170.5	148.0						
Sacked/Yards Lost	26/251	48/419						
Gross Yards	2638	2491						
Attempts/Completions	351/196	426/200						
Pct. of Completions	55.8	46.9						
Had Intercepted	20	32						
PUNTS/AVERAGE	68/44.4	94/42.6						
PUNT RETURNS/YARDS	33/242	43/509						
KICKOFF RETURNS/YARDS	41/1090	59/1431						
PENALTIES/YARDS	62/757	39/434						
FUMBLES/LOST	34/19	25/15						
TOUCHDOWNS	40	19						
Rushing	19	6						
Passing	16	10						
Returns	5	3						
SAFETIES	0	1						
SCORE BY PERIODS								
	1	2	3	4	Total			
CHIEFS TOTAL	81	117	50	111	359			
Opp. Total	29	45	36	67	177			
INDIVIDUAL STATISTICS								
PASSING								
	Att.	Cmp.	Yds.	Pct.	TD	Int.	LG	Rating
Dawson	166	98	1323	59.0	9	13	55	70.0
Livingston	161	84	1123	52.2	4	6	93	67.6
Lee	20	12	109	60.0	1	1	31	70.6
McVea	3	1	50	33.0	1	0	50	121.5
Flores	1	1	33	100.0	1	0	33	158.3
CHIEFS TOTAL	351	196	2638	55.8	16	20	93	71.5
Opp. Total	426	200	2491	46.9	10	32	—	42.0
PASS RECEIVING								
	No.	Yds.	Avg.	LG	TD			
Garrett	43	432	10.0	41	2			
Taylor	41	696	17.0	79	7			
Pitts	31	470	15.8	50	2			
Holmes	26	266	10.2	33	3			
Richardson	23	381	16.6	39	2			
Arbanas	16	258	16.1	44	0			
Hayes	9	64	7.1	17	0			
McVea	7	71	10.1	22	0			
CHIEFS TOTAL	196	2638	12.1	79	16			
Opp. Total	200	2491	12.5	80	10			
RUSHING								
	No.	Yds.	Avg.	LG	TD			
Garrett	168	732	4.4	34	6			
Holmes	150	612	4.1	25	2			
McVea	106	500	4.7	80	7			
Hayes	62	208	3.4	11	4			
Livingston	15	102	6.8	39	0			
Low	10	33	3.3	18	0			
Pitts	5	28	5.6	11	0			
Dawson	1	3	3.0	3	0			
Lee	1	3	3.0	3	0			
Arbanas	1	1	1.0	1	0			
Flores	1	0	0.0	0	0			
Taylor	2	-2	-1.0	10	0			
CHIEFS TOTAL	522	2220	4.3	80	19			
Opp. Total	314	1091	3.5	50	8			
TEAM LEADERS								
Scoring: Jan Stenerud	119	pts:	38 PATS., 27 FGs					
INTS: Johnny Robinson	8-158	yds., 0 TDs						
Punting: Jerrrell Wilson	68-3022	yds., 44.4 avg., 62 LG						
Punt Returns: Noland Smith	9-107	yds., 11.9 avg., 0 TDs						
Kickoff Returns: Warren McVea	13-318	yds., 24.5 avg., 0 TDs						

HISTORY

1968 KANSAS CITY CHIEFS

Head Coach: Hank Stram

12-2

Preseason		Record: 4-1
8/3	W 38-14	at Cincinnati 21,682
8/10	W 13-10	at Minnesota 46,228
8/17	W 13-10	ST. LOUIS 47,462
8/24	W 31-21	OAKLAND 43,769
8/31	L 16-36	at L.A. Rams 54,323
Regular Season		Record: 12-2 (1st, tie - AFL West)
9/9	W 26-21	at Houston (Mon.) (N) 45,083
9/15	L 19-20	N.Y. JETS 48,871
9/22	W 34-2	DENVER 45,821
9/28	W 48-3	at Miami (Sat.) (N) 28,501
10/5	W 18-7	at Buffalo (Sat.) (N) 40,748
10/13	W 13-3	CINCINNATI 47,096
10/20	W 24-10	OAKLAND 50,015
10/27	W 27-20	SAN DIEGO 50,344
11/3	L 21-38	at Oakland 53,357
11/10	W 16-9	at Cincinnati 25,537
11/17	W 31-17	BOSTON 48,271
11/28	W 24-10	HOUSTON (Thur.) (Thanksgiving) 48,493
12/8	W 40-3	at San Diego 51,174
12/14	W 30-7	at Denver (Sat.) 38,463
AFL Divisional Playoff Game		
12/22	L 6-41	at Oakland 54,444

REGULAR STARTERS

OFFENSE		DEFENSE	
WR	Frank Pitts	LE	Jerry Mays
LT	Jim Tyrer	RT	Ed Lothamer
LG	Ed Budde	LB	Buck Buchanan
C	E.J. Holub	RE	Aaron Brown
RG	Mo Moorman	LLB	Bobby Bell
TE	Dave Hill	MLB	Willie Lanier
RB	Fred Arbanas	RLB	Jim Lynch
WR	Gloster Richardson	LCB	Emmitt Thomas
	Otis Taylor	RCB	Willie Mitchell
QB	Len Dawson	LS	Jim Kearney
RB	Mike Garrett	RS	Johnny Robinson
RB	Robert Holmes	P	Jerral Wilson
K	Jan Stenerud		

ALL-STAR IN BOLD



AMERICAN FOOTBALL LEAGUE

Western Division				
	W	L	T	Pct.
Oakland	12	2	0	.857
Kansas City	12	2	0	.857
San Diego	9	5	0	.643
Denver	5	9	0	.357
Cincinnati	3	11	0	.214
Eastern Division				
	W	L	T	Pct.
N.Y. Jets	11	3	0	.786
Houston	7	7	0	.500
Miami	5	8	1	.385
Boston	4	10	0	.286
Buffalo	1	12	1	.077

AFL Western Division Playoff

OAKLAND 41, Kansas City 6

AFL Championship

N.Y. JETS 27, Oakland 23

NFL Championship

Baltimore 34, CLEVELAND 0

Super Bowl III

N.Y. Jets 16, Baltimore 7



NATIONAL FOOTBALL LEAGUE

Western Conference				
	W	L	T	Pct.
Coastal Division				
Baltimore	13	1	0	.929
Los Angeles	10	3	1	.769
San Francisco	7	6	1	.538
Atlanta	2	12	0	.143
Central Division				
Minnesota	8	6	0	.571
Chicago	7	7	0	.500
Green Bay	6	7	1	.462
Detroit	4	8	2	.333

Eastern Conference

Capitol Division				
	W	L	T	Pct.
Dallas	12	2	0	.857
N.Y. Giants	7	7	0	.500
Washington	5	9	0	.357
Philadelphia	2	12	0	.143

Century Division				
	W	L	T	Pct.
Cleveland	10	4	0	.714
St. Louis	9	4	1	.692
New Orleans	4	9	1	.308
Pittsburgh	2	11	1	.154

TEAM STATISTICS

	CHIEFS	OPP.			
FIRST DOWNS	223	215			
Rushing	123	52			
Passing	89	140			
Penalty	11	23			
TOTAL NET YARDS	4503	4089			
Avg. Per Game	321.6	292.1			
Total Plays	831	900			
Avg. Per Play	5.4	4.5			
NET YARDS RUSHING	2227	1266			
Avg. Per Game	159.1	90.4			
Total Rushes	537	365			
Avg. Per Play	4.1	3.5			
NET YARDS PASSING	2276	2823			
Avg. Per Game	162.6	201.6			
Sacked/Yards Lost	24/216	45/439			
Gross Yards	2492	3562			
Attempts/Completions	270/156	461/214			
Pct. of Completions	57.8	46.4			
Had Intercepted	11	37			
PUNTS/AVERAGE	65/45.3	63/41.8			
PUNT RETURNS/YARDS	31/450	31/220			
KICKOFF RETURNS/YARDS	38/736	54/1044			
PENALTIES/YARDS	68/650	62/555			
FUMBLES/LOST	26/16	22/12			
TOUCHDOWNS	40	18			
Rushing	16	4			
Passing	20	14			
Returns	4	0			
SAFETIES	1	1			
SCORE BY PERIODS		Total			
	1	2	3	4	Total
CHIEFS TOTAL	90	111	74	96	371
Opp. Total	46	57	40	27	170

INDIVIDUAL STATISTICS

	PASSING							
	Att.	Cmp.	Yds.	Pct.	TD	Int	LG	Rating
Dawson	224	131	2109	58.5	17	9	92	98.8
Lee	45	25	383	55.6	3	1	61	97.1
Garrett	1	0	0	0.0	0	1	0	0.0
CHIEFS TOTAL	270	156	2492	57.8	20	11	92	96.3
Opp. Total	461	214	3562	46.4	14	37	—	49.5

	PASS RECEIVING						
	No.	Yds.	Avg.	LG	TD		
Garrett	33	359	10.9	43	3		
Pitts	30	655	21.8	90	6		
Richardson	22	494	22.5	92	6		
Taylor	20	420	21.0	67	4		
Holmes	19	201	10.6	43	0		
Hayes	12	108	9.0	22	1		
Arbanas	11	189	17.2	48	0		
McClinton	3	-4	-1.3	5	0		
Carolan	2	26	13.0	19	0		
Coan	2	15	7.5	12	0		
Wilson	1	14	14.0	14	0		
Smith	1	15	15.0	15	0		
CHIEFS TOTAL	156	2492	16.0	92	20		
Opp. Total	214	3562	16.6	—	14		

	RUSHING				
	No.	Yds.	Avg.	LG	TD
Holmes	174	866	5.0	76	7
Garrett	164	564	3.4	37	3
Hayes	85	340	4.0	25	4
Coan	40	160	4.0	24	1
Pitts	11	107	9.7	29	0
McClinton	24	107	4.5	19	0
Taylor	5	41	8.2	30	1
Dawson	28	40	2.0	22	0
Arbanas	3	14	4.7	8	0
Livingston	2	2	1.0	3	0
Wilson	5	1	0.2	1	0
Smith	2	-2	-1.0	1	0
Richardson	1	-3	-3.0	-3	0
Lowe	1	-10	-10.0	-10	0
CHIEFS TOTAL	537	2227	4.1	76	16
Opp. Total	365	1266	3.5	—	4

TEAM LEADERS

Scoring: Jan Stenerud	129 pts: 39 PATs, 30 FGs
INTs: Johnny Robinson	6-40 yds., 0 TDs
Punting: Jerral Wilson	63-2841 yds., 45.1 avg., 70 LG
Punt Returns: Noland Smith	18-270 yds., 15.0 avg., 1 TD
Kickoff Returns: Noland Smith	23-549 yds., 23.9 avg., 0 TDs

HISTORY

1967 KANSAS CITY CHIEFS

Head Coach: Hank Stram



Preseason		Record: 4-1	
8/5	W 24-9	at Houston	36,362
8/12	W 30-17	N.Y. Jets (Birmingham, AL)	53,109
8/19	W 48-0	Oakland (Portland, OR)	13,352
8/23	W 66-24	CHICAGO	33,041
9/1	L 24-44	at L.A. Rams	73,990
Regular Season		Record: 9-5 (2nd - AFL West)	
9/9	W 25-20	at Houston (Sat.) (N)	28,003
9/24	W 24-0	at Miami	36,272
10/1	L 21-23	at Oakland	50,268
10/8	W 41-0	MIAMI	45,291
10/15	L 31-45	at San Diego	45,365
10/22	L 19-24	HOUSTON	46,365
10/29	W 52-9	DENVER	44,002
11/5	W 42-18	N.Y. JETS	46,642
11/12	W 33-10	at Boston	23,010
11/19	L 16-17	SAN DIEGO	46,738
11/23	L 22-44	OAKLAND (Thur.) (Thanksgiving)	44,020
12/3	W 23-13	BUFFALO	41,948
12/10	W 21-7	at N.Y. Jets	62,891
12/17	W 38-24	at Denver	31,660

TEAM STATISTICS

	CHIEFS	OPP			
TOTAL FIRST DOWNS	251	221			
Rushing	116	73			
Passing	117	132			
Penalty	18	16			
TOTAL NET YARDS	4490	3944			
Avg. Per Game	320.7	281.7			
Total Plays	872	843			
Avg. Per Play	5.1	4.7			
NET YARDS RUSHING	2018	1408			
Avg. Per Game	144.1	100.6			
Total Rushes	462	343			
Avg. Per Play	4.4	4.1			
NET YARDS PASSING	2472	2536			
Avg. Per Game	175.6	181.1			
Sacked/Yards Lost	32/301	38/354			
Gross Yards	2773	2536			
Attempts/Completions	382/213	462/229			
Pct. of Completions	55.8	49.6			
Had Intercepted	19	31			
PUNTS/AVERAGE	61/41.3	60/42.3			
PUNT RETURNS/YARDS	33/245	31/331			
KICKOFF RETURNS/YARDS	53/1245	55/1207			
PENALTIES/YARDS	68/680	78/747			
FUMBLES/LOST	2/8	2/11			
TOUCHDOWNS	49	30			
Rushing	18	10			
Passing	26	13			
Returns	5	7			
SAFETIES	1	0			
SCORE BY PERIODS					
CHIEFS TOTAL	87	143	83	95	408
Opp. Total	61	91	36	66	254

REGULAR STARTERS

OFFENSE		DEFENSE	
WR	Chris Burford	LE	Jerry Mays
LT	Jim Tyrer	LT	Andy Rice
LG	Ed Budde		Ed Lothamer
C	Jon Gilliam	RT	Buck Buchanan
RG	Curt Merz	RE	Chuck Hurston
RT	Dave Hill	LLB	Bobby Bell
TE	Fred Arbanas	MLB	Sherrill Headrick
WR	Gloster Richardson	RLB	E.J. Holub
	Otis Taylor	LCB	Emmitt Thomas
QB	Len Dawson	RCB	Willie Mitchell
RB	Mike Garrett	LS	Bobby Hunt
RB	Curtis McClinton	RS	Johnny Robinson
K	Jan Stenerud	P	Jerral Wilson
			Wayne Walker

ALL-STARS IN BOLD

INDIVIDUAL STATISTICS

	PASSING							
	Att.	Cmp.	Yds.	Pct.	TD	Int.	LG	Rating
Dawson	357	206	2651	57.7	24	17	71	83.5
Lee	19	6	105	31.6	1	2	29	29.6
Garrett	4	1	17	25.0	0	0	17	84.4
Chiefs Total	382	213	2773	55.8	26	26	71	73.2
Opp. Total	462	229	2536	49.6	13	31	—	47.7
	PASS RECEIVING							
	No.	Yds.	Avg.	LG	TD			
Taylor	59	958	16.2	71	11			
Garrett	46	261	5.7	34	1			
McClinton	26	219	8.4	25	1			
Burford	25	389	15.6	55	3			
Arbanas	20	295	14.8	43	5			
G. Thomas	13	99	7.6	27	2			
Richardson	12	312	26.0	56	2			
Coan	5	41	8.2	24	0			
Pitts	4	131	32.8	59	1			
Carolan	2	26	13.0	23	0			
N. Smith	1	42	42.0	42	0			
Chiefs Total	213	2773	13.0	71	26			
Opp. Total	229	2536	11.1	—	13			
	RUSHING							
	No.	Yds.	Avg.	LG	TD			
Garrett	236	1087	4.6	58	9			
McClinton	97	392	4.0	34	2			
Coan	63	275	4.4	38	4			
G. Thomas	35	133	3.8	19	1			
Dawson	20	68	3.4	24	0			
Taylor	5	29	5.8	24	1			
Pitts	3	19	6.3	15	1			
Wilson	1	10	10.0	10	0			
N. Smith	1	8	8.0	8	0			
Lee	1	-3	-3.0	-3	0			
Chiefs Total	462	2018	4.5	58	18			
Opp. Total	343	1408	4.1	—	10			

TEAM LEADERS

Scoring: Jan Stenerud	108 pts: 45 PATs, 21 FGs
INTs: Fletcher Smith	6-150 yds., 0 TDs
Punting: Jerral Wilson	41-1739 yds., 42.4 avg., 59 LG
Punt Returns: Noland Smith	26-212 yds., 8.2 avg., 0 TDs
Kickoff Returns: Noland Smith	41-1148 yds., 28.0 avg., 1 TD

HISTORY



AMERICAN FOOTBALL LEAGUE

Western Division			
W	L	T	Pct.
Oakland	13	1	0.929
Kansas City	9	5	0.643
San Diego	8	5	1.615
Denver	3	11	0.214
Eastern Division			
W	L	T	Pct.
Houston	9	4	1.692
N.Y. Jets	8	5	1.615
Buffalo	4	10	0.286
Miami	5	8	1.385
Boston	3	10	1.231

AFL Championship
OAKLAND 40, Houston 7

NFL Championship
GREEN BAY 21, Dallas 17

Super Bowl II

Green Bay 33, Oakland 14



NATIONAL FOOTBALL LEAGUE

Western Conference			
W	L	T	Pct.
Los Angeles	11	1	2.917
Baltimore	11	1	2.917
San Francisco	7	7	0.500
Atlanta	1	12	1.077
Central Division			
W	L	T	Pct.
Green Bay	9	4	1.692
Chicago	7	6	1.538
Detroit	5	7	2.417
Minnesota	3	8	3.273

Capitol Division W L T Pct.
Dallas 9 5 0 .643
Philadelphia 6 7 1 .462
Washington 5 6 3 .455
New Orleans 3 11 0 .214

Eastern Conference			
W	L	T	Pct.
Cleveland	9	5	0.643
N.Y. Giants	7	7	0.500
St. Louis	6	7	1.462
Pittsburgh	4	9	1.308

1966 KANSAS CITY CHIEFS

Head Coach: Hank Stram

11-2-1

Preseason		Record: 4-0
8/6 W	32-30 at Denver	17,771
8/12 W	33-0 at Miami	34,277
8/20 W	31-21 San Diego (Anaheim, CA)	36,038
8/27 W	31-20 HOUSTON	25,270
Regular Season		Record: 11-2-1 (1st - AFL West)
9/11 W	42-20 at Buffalo	42,023
9/18 W	32-10 at Oakland	50,746
9/25 W	43-24 at Boston	22,641
10/2 L	14-29 BUFFALO	43,885
10/8 W	37-10 DENVER (Sat.) (N)	33,929
10/16 L	13-34 OAKLAND	33,057
10/23 W	56-10 at Denver	26,196
10/30 W	48-23 HOUSTON	31,676
11/6 W	24-14 SAN DIEGO	40,986
11/13 W	34-16 MIAMI	34,063
11/20 T	27-27 BOSTON	41,475
11/27 W	32-24 at N.Y. Jets	60,318
12/11 W	19-18 at Miami	17,881
12/18 W	27-17 at San Diego	28,348
AFL Championship Game		
1/1 W	31-7 at Buffalo	42,080
Super Bowl I		
1/15 L	10-35 Green Bay (L.A. Coliseum)	61,946

TEAM STATISTICS

	CHIEFS	OPP			
TOTAL FIRST DOWNS	266	222			
Rushing	106	75			
Passing	140	125			
Penalty	20	22			
TOTAL NET YARDS	5114	3970			
Avg. Per Game	365.3	283.6			
Total No. Plays	846	873			
Avg. Per Play	6.0	4.6			
NET YARDS RUSHING	2274	1356			
Avg. Per Game	162.4	96.9			
Total Rushes	439	353			
Avg. Per Play	5.2	3.8			
NET YARDS PASSING	2840	2614			
Avg. Per Game	202.9	186.7			
Sacked/Yards Lost	30/283	26/262			
Gross Yards	3123	2616			
Attempts/Completions	377/199	494/226			
Pct. of Completions	52.8	45.8			
Had Intercepted	15	33			
PUNTS/AVERAGE	62/43.8	69/41.3			
PUNT RETURNS/YARDS	31/276	36/359			
KICKOFF RETURNS/YARDS	54/1114	84/2045			
PENALTIES/YARDS	61/680	56/592			
FUMBLES/LOST	21/16	21/8			
TOUCHDOWNS	55	32			
Rushing	19	10			
Passing	31	18			
Returns	5	4			
SAFETIES	0	0			
SCORE BY PERIODS					
CHIEFS TOTAL	158	80	94	116	448
Opp. Total	33	115	50	76	276

REGULAR STARTERS

OFFENSE		DEFENSE	
WR	Chris Burford	LE	Jerry Mays
LT	Jim Tyrer	LT	Andy Rice
LG	Ed Budde		Ed Lothamer
C	Jon Gilliam	RT	Buck Buchanan
	Wayne Frazier	RE	Chuck Hurston
RG	Curt Merz	LLB	Bobby Bell
RT	Dave Hill	MLB	Sherill Headrick
TE	Fred Arbanas	RLB	E.J. Holub
WR	Otis Taylor	LCB	Fred Williamson
QB	Len Dawson	RCB	Willie Mitchell
RB	Mike Garrett	SS	Bobby Hunt
RB	Curtis McClinton	FS	Johnny Robinson
K	Mike Mercer	P	Jerrel Wilson
	Tommy Brooker		

ALL-STARS IN BOLD



AMERICAN FOOTBALL LEAGUE

Western Division			
W	L	T	Pct.
Kansas City	11	2	1.846
Oakland	8	5	1.615
San Diego	7	6	1.538
Denver	4	10	0.286
Eastern Division			
W	L	T	Pct.
Buffalo	9	4	1.692
Boston	8	4	2.667
N.Y. Jets	6	6	2.500
Houston	3	11	0.214
Miami	3	11	0.214

AFL Championship

Kansas City 31, BUFFALO 7

NFL Championship

Green Bay 34, DALLAS 27

Super Bowl I

Green Bay 35, Kansas City 10



NATIONAL FOOTBALL LEAGUE

Western Conference			
W	L	T	Pct.
Green Bay	12	2	0.857
Baltimore	9	5	0.643
Los Angeles	8	6	0.571
San Francisco	6	6	2.500
Chicago	5	7	2.417
Detroit	4	9	1.308
Minnesota	4	9	1.308
Eastern Conference			
W	L	T	Pct.
Dallas	10	3	1.769
Cleveland	9	5	0.643
Philadelphia	9	5	0.643
St. Louis	8	5	1.615
Washington	7	7	0.500
Pittsburgh	5	8	1.385
Atlanta	3	11	0.214
N.Y. Giants	1	12	1.077

INDIVIDUAL STATISTICS

	PASSING									
	Att.	Cmp.	Yds.	Pct.	Td.	Int.	LG	Rating		
Dawson	264	159	2527	56.0	26	10	89	101.9		
Bealhard	394	90	578	43.3	4	4	77	61.3		
Coan	1	1	18	100.0	1	0	18	158.3		
Garrett	1	0	0	0.0	0	0	0	39.5		
Taylor	1	0	0	0.0	0	1	0	0.0		
CHIEFS TOTAL	377	199	3123	52.8	31	15	89	91.3		
Opp. Total	494	226	2616	45.8	18	33	—	46.3		

	PASS RECEIVING				
	No.	Yds.	Avg.	LG	TD
Taylor	56	1297	22.4	89	8
Burford	58	758	13.1	38	4
Arbanas	22	305	13.9	36	0
McClinton	19	285	15.0	68	5
Coan	18	131	7.3	20	2
Garrett	15	175	11.7	36	1
Carolan	7	154	22.0	45	3
Pitts	1	11	11.0	11	0
Wilson	1	7	7.0	7	0
CHIEFS TOTAL	199	3123	14.2	89	31
Opp. Total	226	2614	11.5	—	18

	RUSHING				
	No.	Yds.	Avg.	LG	TD
Garrett	147	801	5.5	77	6
McClinton	140	540	3.9	49	4
Coan	96	521	5.4	57	7
Dawson	24	167	7.0	18	0
Bealhard	20	152	7.6	52	1
G. Thomas	7	53	7.6	28	1
Taylor	2	33	16.5	19	0
Wilson	3	7	2.3	5	0
CHIEFS TOTAL	439	2274	5.2	77	19
Opp. Total	353	1356	3.8	—	10

TEAM LEADERS

Scoring: Mike Mercer 93 pts: 33 PATs, 20 FGs
 INTs: Johnny Robinson 10-136 yds., 1 TD
 Bobby Hunt 10-113 yds., 0 TDs
 Punting: Jerrel Wilson 62-2715 yds., 43.8 avg., 69 LG
 Punt Returns: Mike Garrett 17-139 yds., 8.2 avg., 1 TD
 Kickoff Returns: Erritt Thomas 29-673 yds., 23.2 avg., 0 TDs

HISTORY

1965 KANSAS CITY CHIEFS

Head Coach: Hank Stram

752

Preseason		Record: 3-2	
8/7 W	30-24	at Denver	17,077
8/15 L	10-31	SAN DIEGO	13,132
8/22 L	6-23	at Oakland	13,592
8/28 W	18-16	Buffalo (Wichita, KS)	8,630
9/4 W	34-7	BOSTON	15,157
Regular Season		Record: 7-5-2 (3rd - AFL West)	
9/12 L	10-37	at Oakland	18,659
9/18 W	14-10	at N.Y. Jets (Sat.) (N)	53,658
9/26 T	10-10	at San Diego	28,126
10/3 W	27-17	BOSTON	26,773
10/10 W	31-23	at Denver	31,001
10/17 L	7-23	BUFFALO	26,941
10/24 L	36-38	at Houston	34,670
10/31 W	14-7	OAKLAND	18,354
11/7 L	10-13	N.Y. JETS	25,523
11/14 W	31-7	SAN DIEGO	21,968
11/21 T	10-10	at Boston	13,056
11/28 W	52-21	HOUSTON	16,459
12/12 L	25-34	at Buffalo	40,298
12/19 W	45-35	DENVER	14,421

TEAM STATISTICS

	CHIEFS	OPP.			
FIRST DOWNS	228	200			
Rushing	101	57			
Passing	119	112			
Penalty	8	24			
TOTAL NET YARDS	4290	3749			
Avg. Per Game	306.4	267.8			
Total Plays	833	847			
Avg. Per Play	5.2	4.4			
NET YARDS RUSHING	1736	1366			
Avg. Per Game	124.0	97.6			
Total Rushes	417	383			
Avg. Per Play	4.2	3.6			
NET YARDS PASSING	2554	2457			
Avg. Per Game	182.4	175.5			
Sacked/Yards Lost	343	299			
Gross Yards	2897	2756			
Attempts/Completions	409/200	438/203			
Pct. of Completions	48.9	46.3			
Had Intercepted	20	20			
PUNTS/AVERAGE	72/44.6	82/44.3			
PUNT RETURNS/YARDS	35/422	29/14.9			
KICKOFF RETURNS/YARDS	46/1043	55/1182			
PENALTIES/YARDS	70/728	60/623			
FUMBLES/LOST	33/21	25/13			
TOUCHDOWNS	40	34			
Rushing	15	14			
Passing	22	18			
Returns	3	2			
SAFETIES	0	0			
SCORE BY PERIODS					
CHIEFS TOTAL	90	81	37	114	322
Opp. Total	33	64	76	112	285

REGULAR STARTERS

OFFENSE		DEFENSE	
WR	Chris Burford	LE	Jerry Mays
LT	Jim Tyrer	LT	Ed Lothamer
LG	Ed Budde	RT	Buck Buchanan
C	Jon Gilliam	RE	Mel Branch
RG	Curt Merz	LLB	Bobby Bell
TE	Dave Hill	MLB	Sherrill Headrick
RT	Fred Arbanas	RLB	E.J. Holub
WR	Frank Jackson	LCB	Fred Williamson
QB	Len Dawson	RCB	Willie Mitchell
RB	Mack Lee Hill	LS	Bobby Hunt
RB	Curtis McClinton	RS	Johnny Robinson
K	Tommy Brooker	P	Jerral Wilson

ALL-STAR IN BOLD

INDIVIDUAL STATISTICS

	PASSING							
	Att.	Cmp.	Yds.	Pct.	TD	Int.	LG	Rating
Dawson	305	163	2262	53.4	21	14	67	81.3
Beathard	89	36	632	40.5	1	6	73	41.1
McClinton	15	0	0	0	0	0	0	39.6
CHIEFS TOTAL	395	199	2543	50.4	22	20	73	68.3
Opp. Total	438	203	2457	46.3	18	20	—	58.6

	PASS RECEIVING				
	No.	Yds.	Avg.	LG	TD
Burford	47	575	12.2	57	6
McClinton	37	590	15.9	69	3
Jackson	28	440	15.7	73	1
Taylor	26	446	17.2	48	5
Arbanas	24	418	17.4	67	4
Hill	21	264	12.6	46	1
Coan	9	85	9.4	23	2
Carolan	6	65	10.8	14	0
Pitts	1	11	11.0	11	0
CHIEFS TOTAL	199	2894	14.5	73	22
Opp. Total	203	2457	12.1	—	18

	RUSHING				
	No.	Yds.	Avg.	LG	TD
McClinton	175	661	3.8	48	6
Hill	125	627	5.0	66	2
Dawson	43	142	3.3	40	2
Coan	45	137	3.0	21	1
Beathard	25	138	5.5	26	4
Taylor	2	17	8.5	15	0
Jackson	1	26	26.0	26	0
Wilson	2	4	2.0	3	0
CHIEFS TOTAL	418	1752	4.2	66	15
Opp. Total	383	1366	3.6	—	14

TEAM LEADERS

Scoring: Tommy Brooker	76 pts	37 PATs, 13 FGs
INTs: Fred Williamson	6-89 yds.	0 TDs
Punting: Jerral Wilson	69-3132 yds.	45.4 avg., 64 LG
Punt Returns: Willie Mitchell	19-242 yds.	12.7 avg., 1 TD
Kickoff Returns: Bert Coan	19-479 yds.	25.2 avg., 0 TDs

HISTORY



AMERICAN FOOTBALL LEAGUE

Western Division

	W	L	T	Pct.
San Diego	9	2	3	.818
Oakland	8	5	1	.615
Kansas City	7	5	2	.583
Denver	4	10	0	.286

Eastern Division

	W	L	T	Pct.
Buffalo	10	3	1	.769
N.Y. Jets	5	8	1	.385
Boston	4	8	2	.333
Houston	4	10	0	.286

NFL Western Conference Playoff

GREEN BAY 13, Baltimore 10'

AFL Championship

Buffalo 23, SAN DIEGO 0

NFL Championship

GREEN BAY 23, Cleveland 12



NATIONAL FOOTBALL LEAGUE

Western Conference

	W	L	T	Pct.
Green Bay	10	3	1	.769
Baltimore	10	3	1	.769
Chicago	9	5	0	.643
San Francisco	7	6	1	.538
Minnesota	7	7	0	.500
Detroit	6	7	1	.462
Los Angeles	4	10	0	.286

Eastern Conference

	W	L	T	Pct.
Cleveland	11	3	0	.786
Dallas	7	7	0	.500
N.Y. Giants	7	7	0	.500
Washington	6	8	0	.429
Philadelphia	5	9	0	.357
St. Louis	5	9	0	.357
Pittsburgh	2	12	0	.143

1964 KANSAS CITY CHIEFS

Head Coach: Hank Stram



Preseason		Record: 4-1
8/9	W 21-14	at Oakland 11,118
8/14	W 24-21	at Buffalo 17,738
8/22	L 14-26	SAN DIEGO 28,653
8/28	W 14-10	Denver (Wichita, KS) 19,500
9/3	W 27-17	at Houston 17,450
Regular Season		Record: 7-7 (2nd - AFC West)
9/13	L 17-34	at Buffalo 30,157
9/27	W 21-9	at Oakland 18,163
10/4	W 28-7	HOUSTON 22,727
10/11	L 27-33	at Denver 16,285
10/18	L 22-35	BUFFALO 20,904
10/23	L 7-24	at Boston (Fri.) (N) 27,400
11/1	W 49-39	DENVER 15,053
11/8	W 42-7	OAKLAND 21,023
11/15	L 14-28	SAN DIEGO 19,792
11/22	W 28-19	at Houston 17,782
11/29	L 14-27	at N.Y. Jets 38,135
12/6	L 24-31	BOSTON 13,166
12/13	W 49-6	at San Diego 26,562
12/20	W 24-7	N.Y. JETS 14,316

TEAM STATISTICS

	CHIEFS	OPP			
TOTAL FIRST DOWNS	244	204			
Rushing	88	76			
Passing	142	117			
Penalty	14	11			
TOTAL NET YARDS	4710	3935			
Avg. Per Game	336.4	281.1			
Total Plays	871	856			
Avg. Per Play	5.4	4.6			
NET YARDS RUSHING	1839	1315			
Avg. Per Game	131.4	93.9			
Total Rushes	411	387			
Avg. Per Play	4.5	3.4			
NET YARDS PASSING	2871	2620			
Avg. Per Game	205.1	187.1			
Sacked/Yards Lost	44/450	28/273			
Gross Yards	3321	2859			
Attempts/Completions	412/228	443/216			
Pct. of Completions	55.3	49.2			
Had Intercepted	21	28			
PUNTS/AVERAGE	78/42.6	78/40.7			
PUNT RETURNS/YARDS	40/377	32/242			
KICKOFF RETURNS/YARDS	58/1244	62/1449			
PENALTIES/YARDS	56/604	47/460			
FUMBLES/LOST	37/19	30/19			
TOUCHDOWNS	49	38			
Rushing	14	9			
Passing	32	25			
Returns	3	4			
SAFETIES	0	0			
SCORE BY PERIODS					
CHIEFS TOTAL	1	2	3	4	Total
Opp. Total	60	106	106	94	366
	70	72	84	80	306

REGULAR STARTERS

OFFENSE		DEFENSE	
WR	Chris Burford	LE	Bobby Bell
LT	Jim Tyrer	LT	Jerry Mays
LG	Ed Budde	RT	Buck Buchanan
C	Jon Gilliam	RE	Mel Branch
RG	Al Reynolds	LLB	E.J. Holub
	Curt Merz	MLB	Sherill Headrick
RT	Dave Hill	RLB	Walt Corey
TE	Fred Arbanas	LCB	Duane Wood
WR	Frank Jackson	RCB	Dave Grayson
QB	Len Dawson	SS	Bobby Hunt
RB	Mack Lee Hill	FS	Johnny Robinson
	Jack Spikes	P	Jerral Wilson
RB	Curtis McClinton		
K	Tommy Brooker		

ALL-STAR IN BOLD

INDIVIDUAL STATISTICS

	PASSING							Rating
	Att.	Cmp.	Yds.	Pct.	Td.	Int.	LG	
Dawson	354	199	2879	56.2	30	18	72	89.9
E. Wilson	47	25	392	53.2	1	55	79.4	
Beathard	9	4	50	44.4	1	22	59.7	
Haynes	1	0	0	0.0	0	0	0	39.6
Spikes	1	0	0	0.0	0	0	0	39.6
CHIEFS TOTAL	412	228	2871	55.3	32	21	72	82.0
Opp. Total	443	218	2620	49.2	25	28	—	65.3

	PASS RECEIVING						LG	TD
	No.	Yds.	Avg.	LG	TD			
Jackson	62	943	15.2	72	9			
Burford	51	675	13.2	55	7			
Haynes	38	562	14.8	59	3			
Arbanas	34	666	20.2	66	8			
M. Hill	19	144	7.6	34	2			
McClinton	13	221	17.0	66	2			
Spikes	5	17	3.4	6	0			
Carolan	3	54	18.0	25	1			
Coan	2	8	4.0	4	0			
J. Wilson	1	11	11.0	11	0			
CHIEFS TOTAL	228	3321	14.5	72	32			
Opp. Total	218	2620	12.0	—	25			

	RUSHING					LG	TD
	No.	Yds.	Avg.	LG	TD		
Haynes	137	713	5.2	80	4		
M. Hill	105	567	5.4	71	4		
McClinton	72	252	3.5	30	1		
Spikes	34	113	3.3	13	0		
Dawson	39	95	2.4	18	2		
Coan	11	56	5.1	37	2		
Beathard	4	43	10.8	41	0		
Jackson	2	5	2.5	12	0		
E. Wilson	6	5	0.8	8	1		
J. Wilson	1	-10	-10.0	-10	0		
CHIEFS TOTAL	411	1839	4.5	80	14		
Opp. Total	387	1315	3.4	—	9		

TEAM LEADERS

Scoring: Tommy Brooker 70 pts; 46 PATs, 8 FGs
 INTs: Dave Grayson 7-187 yds., 0 TDs
 Bobby Hunt 7-133 yds., 1 TD
 Punting: Jerral Wilson 78-3326 yds., 42.6 avg., 70 LG
 Punt Returns: Willie Mitchell 18-167 yds., 9.3 avg., 0 TDs
 Kickoff Returns: Dave Grayson 30-679 yds., 22.6 avg., 0 TDs



AMERICAN FOOTBALL LEAGUE

Western Division

	W	L	T	Pct.
San Diego	8	5	1	.615
Kansas City	7	7	0	.500
Oakland	5	7	2	.471
Denver	2	11	1	.154
Eastern Division				
	W	L	T	Pct.
Buffalo	12	2	0	.857
Boston	10	3	1	.769
N.Y. Jets	5	8	1	.385
Houston	4	10	0	.286

AFL Championship

BUFFALO 20, San Diego 7

NFL Championship

CLEVELAND 27, Baltimore 0



NATIONAL FOOTBALL LEAGUE

Western Conference

	W	L	T	Pct.
Baltimore	12	2	0	.857
Green Bay	8	5	1	.615
Minnesota	8	5	1	.615
Detroit	7	5	2	.583
Los Angeles	5	7	2	.417
Chicago	5	9	0	.357
San Francisco	4	10	0	.286

Eastern Conference

	W	L	T	Pct.
Cleveland	10	3	1	.769
St. Louis	9	3	2	.750
Philadelphia	6	8	0	.429
Washington	6	8	0	.429
Dallas	5	6	1	.385
Pittsburgh	5	9	0	.357
N.Y. Giants	2	10	2	.167

1963 KANSAS CITY CHIEFS

Head Coach: Hank Stram

5-7-2

Preseason Record: 3-2

8/3 L 14-26	at San Diego	25,862
8/9 W 17-13	BUFFALO	5,721
8/17 W 35-21	Oakland (Seattle, WA)	13,500
8/23 W 30-16	DENVER	6,865
8/30 L 17-23	HOUSTON	11,000

Regular Season Record: 5-7-2 (3rd - AFL West)

9/7 W 59-7	at Denver (Sat.) (N)	21,115
9/22 T 27-27	at Buffalo	33,487
9/29 L 10-24	at San Diego	22,654
10/6 W 28-7	HOUSTON	27,801
10/13 L 26-35	BUFFALO	25,519
10/20 L 17-38	SAN DIEGO	30,107
10/27 L 7-28	at Houston	26,331
11/3 L 7-10	at Oakland	18,919
11/8 L 7-22	OAKLAND (Fri.) (N)	24,897
11/17 T 24-24	at Boston	17,270
12/1 L 0-17	at N.Y. Jets	18,824
12/8 W 52-21	DENVER	17,443
12/14 W 35-3	BOSTON (Sat.)	12,598
12/22 W 48-0	N.Y. JETS	12,202

TEAM STATISTICS

	CHIEFS	OPP			
TOTAL FIRST DOWNS	250	228			
Rushing	94	83			
Passing	141	130			
Penalty	15	15			
TOTAL NET YARDS	4348	4187			
Avg. Per Game	310.6	299.1			
Total Plays	872	856			
Avg. Per Play	5.0	4.9			
NET YARDS RUSHING	1697	1558			
Avg. Per Game	121.2	111.3			
Total Rushes	400	397			
Avg. Per Play	4.2	3.9			
NET YARDS PASSING	2651	2629			
Avg. Per Game	169.4	167.8			
Sacked/Yards Lost	34/332	35/300			
Gross Yards	2983	2629			
Attempts/Completions	439/231	428/218			
Pct. of Completions	52.6	50.9			
Had Intercepted	22	26			
PUNTS/AVERAGE	62/43.1	70/40.2			
PUNT RETURNS/YARDS	26/259	32/345			
KICKOFF RETURNS/YARDS	47/1166	55/1322			
PENALTIES/YARDS	52/605	47/411			
FUMBLES/LOST	27/16	29/19			
TOUCHDOWNS	46	33			
Rushing	12	12			
Passing	30	18			
Returns	4	3			
SAFETIES	1	2			
SCORE BY PERIODS	1	2	3	4	Total
CHIEFS TOTAL	79	72	109	87	347
Opp. Total	29	107	51	76	263

REGULAR STARTERS

OFFENSE

WR	Chris Burford
LT	Jim Tyrer
LG	Marvin Terrell
C	Jon Gilliam
RG	Al Reynolds
	Curt Merz
RT	Dave Hill
	Charlie Diamond
TE	Fred Arbanas
WR	Frank Jackson
QB	Len Dawson
RB	Abner Haynes
RB	Curtis McClinton
K	Tommy Brooker

DEFENSE

LE	Bobby Bell
LT	Buck Buchanan
	Paul Rochester
RT	Jerry Mays
RE	Mel Branch
LLB	E.J. Holub
MLB	Sherrill Hedrick
RLB	Walt Corey
LCB	Duane Wood
RCB	Dave Grayson
LS	Bobby Hunt
RS	Johnny Robinson
P	Jerral Wilson

ALL-STAR IN BOLD

INDIVIDUAL STATISTICS

PASSING

	Att.	Cmp.	Yds.	Pct.	TD	Int	LG	Rating
Dawson	352	190	2389	54.0	26	19	82	77.6
E. Wilson	82	39	537	47.6	3	2	48	71.4
McClinton	2	1	33	50.0	1	0	33	135.4
Haynes	2	1	24	50.0	0	0	24	93.8
Spikes	1	0	0	0.0	0	1	0	0.0
CHIEFS TOTAL	439	231	2651	52.6	30	22	82	72.9
Opp. Total	428	218	2629	50.9	18	26	—	58.7

PASS RECEIVING

	No.	Yds.	Avg.	LG	TD
Burford	68	824	12.1	69	9
Jackson	50	765	15.7	82	8
Arbanas	34	373	11.0	40	6
Haynes	33	470	14.2	73	2
McClinton	27	301	11.1	46	3
Spikes	11	125	11.4	30	1
Coan	2	35	17.5	31	0
Brooker	2	32	16.0	16	0
J. Wilson	2	21	10.5	15	0
D. Johnson	2	17	8.5	11	1
CHIEFS TOTAL	231	2983	12.9	82	30
Opp. Total	218	2829	12.1	—	18

RUSHING

	No.	Yds.	Avg.	LG	TD
McClinton	142	568	4.0	36	3
Haynes	99	352	3.6	46	4
Dawson	37	272	7.4	43	2
Spikes	64	257	3.1	15	2
Coan	17	100	5.9	51	0
Jackson	3	52	17.3	25	1
E. Wilson	8	45	5.6	21	0
J. Wilson	9	41	4.6	12	0
Burford	1	10	10.0	10	0
CHIEFS TOTAL	400	1697	4.2	51	12
Opp. Total	397	1558	3.9	—	12

TEAM LEADERS

Scoring: Chris Burford 56 pts; 9 TDs, 1 PAT (2 pt)
 INTs: Bobby Hunt 6-228 yds., 0 TDs
 Punting: Jerral Wilson 61-2628 yds., 43.1 avg., 72 LG
 Punt Returns: Frank Jackson 11-95 yds., 8.6 avg., 0 TDs
 Kickoff Returns: Dave Grayson 20-564 yds., 28.2 avg., 1 TD

HISTORY



AMERICAN FOOTBALL LEAGUE

Western Division

	W	L	T	Pct.
San Diego	11	3	0	.786
Oakland	10	4	0	.714
Kansas City	5	7	2	.417
Denver	2	11	1	.154

Eastern Division

	W	L	T	Pct.
Boston	7	6	1	.583
Buffalo	7	6	1	.583
Houston	6	8	0	.429
N.Y. Jets	5	8	1	.385

AFL Eastern Division Playoff

Boston 26, BUFFALO 8

AFL Championship
 SAN DIEGO 51, Boston 10

NFL Championship
 CHICAGO 14, N.Y. Giants 10



NATIONAL FOOTBALL LEAGUE

Western Conference

	W	L	T	Pct.
Chicago	11	1	2	.917
Green Bay	11	2	1	.846
Baltimore	8	6	0	.571
Detroit	5	8	1	.385
Minnesota	5	8	1	.385
Los Angeles	5	9	0	.357
San Francisco	2	12	0	.143

Eastern Conference

	W	L	T	Pct.
N.Y. Giants	11	3	0	.786
Cleveland	10	4	0	.714
St. Louis	9	5	0	.643
Pittsburgh	7	4	3	.636
Dallas	4	10	0	.286
Washington	3	11	0	.214
Philadelphia	2	10	2	.167

1962 DALLAS TEXANS

Head Coach: Hank Stram



Preseason Record: 2-3

8/4 W	13-3	Oakland (America Field, Lithonia, Ga.)	8,000
8/11 L	0-17	at San Diego	28,555
8/18 W	22-6	Oakland (Midland, TX)	10,000
8/24 L	24-27 OT	Denver (Ft. Worth, TX)	18,000
8/31 L	31-34	Houston (Orange Bowl, Miami)	27,530

Regular Season Record: 11-3 (1st - AFL West)

9/8 W	42-28	BOSTON (Sat.) (N)	32,000
9/23 W	26-16	at Oakland	12,500
9/30 W	41-21	BUFFALO	25,500
10/7 L	28-32	at San Diego	23,092
10/12 W	27-7	at Boston (Fri.) (N)	23,874
10/21 W	20-17	N.Y. TITANS	17,814
10/28 W	31-7	at Houston	31,750
11/4 L	6-14	HOUSTON	29,017
11/11 W	52-31	at N.Y. Titans	13,275
11/18 W	24-3	at Denver	23,523
11/25 W	35-7	OAKLAND	13,557
12/2 L	14-23	at Buffalo	35,261
12/9 W	17-10	DENVER	19,137
12/16 W	26-17	SAN DIEGO	18,384

AFL Championship Game

12/23 W	20-17 2OT	at Houston	37,981
---------	-----------	------------	--------

TEAM STATISTICS

	TEXANS	OPP			
TOTAL FIRST DOWNS	259	239			
Rushing	119	76			
Passing	125	143			
Penalty	15	20			
TOTAL NET YARDS	4862	3951			
Avg. Per Game	347.3	282.2			
Total Plays	840	848			
Avg. Per Play	5.8	4.7			
NET YARDS RUSHING	2407	1250			
Avg. Per Game	171.9	89.3			
Total Rushes	479	351			
Avg. Per Play	5.0	3.6			
NET YARDS PASSING	2455	2701			
Avg. Per Game	175.4	192.9			
Sacked/Yards Lost	37/369	27/252			
Gross Yards	2824	2953			
Attempts/Completions	322/195	469/239			
Pct. of Completions	60.6	51.0			
Had Intercepted	17	32			
PUNTS/AVERAGE	54/36.1	55/41.1			
PUNT RETURNS/YARDS	27/236	26/219			
KICKOFF RETURNS/YARDS	37/955	72/1592			
PENALTIES/YARDS	66/644	74/650			
FUMBLES/LOST	26/14	32/17			
TOUCHDOWNS	50	29			
Rushing	21	14			
Passing	29	13			
Returns	0	2			
SAFETIES	0	0			
SCORE BY PERIODS	1	2	3	4	Total
TEXANS TOTAL	103	96	61	129	389
Opp. Total	45	72	59	57	233

REGULAR STARTERS

OFFENSE		DEFENSE	
WR	Chris Burford	LE	Curt Merz
LT	Jim Tyrer	LT	Paul Rochester
LG	Marvin Terrell	RE	Jerry Mays
C	Jon Gilliam	RT	Mel Branch
RG	Al Reynolds	LLB	E.J. Holub
RT	Charlie Diamond	MLB	Sherrill Headrick
TE	Fred Arbanas	RLB	Walt Corey
WR	Frank Jackson	LCB	Duane Wood
QB	Len Dawson	RCB	Dave Grayson
RB	Abner Haynes	LS	Bobby Hunt
RB	Curtis McClinton	RS	Johnny Robinson
K	Tommy Brooker	P	Eddie Wilson

ALL-STARS IN BOLD



AMERICAN FOOTBALL LEAGUE

Western Division

	W	L	T	Pct.
Dallas	11	3	0	.786
Denver	7	7	0	.500
San Diego	4	10	0	.286
Oakland	1	13	0	.071

Eastern Division

	W	L	T	Pct.
Houston	11	3	0	.786
Boston	9	4	1	.692
Buffalo	7	6	1	.583
N.Y. Titans	5	9	0	.357

AFL Championship

Dallas 20, HOUSTON 17**

NFL Championship

Green Bay 16, N.Y. GIANTS 7



NATIONAL FOOTBALL LEAGUE

Western Conference

	W	L	T	Pct.
Green Bay	13	1	0	.929
Detroit	11	3	0	.786
Chicago	9	5	0	.643
Baltimore	7	7	0	.500
San Francisco	6	8	0	.429
Minnesota	2	11	1	.154
Los Angeles	1	12	1	.077

Eastern Conference

	W	L	T	Pct.
N.Y. Giants	12	2	0	.857
Pittsburgh	9	5	0	.643
Cleveland	7	6	1	.538
Washington	5	7	2	.417
Dallas	5	8	1	.385
St. Louis	4	9	1	.308
Philadelphia	3	10	1	.231

INDIVIDUAL STATISTICS

	PASSING							
	Att.	Cmp.	Yds.	Pct.	TD	Int.	LG	Rating
Dawson	310	189	2759	61.0	29	17	92	98.4
Wilson	11	6	65	54.5	0	2	22	72.1
Haynes	1	0	0	0.0	0	0	0	39.6
TEXANS TOTAL	322	195	2455	60.6	29	17	92	92.3
Opp. Total	469	239	2701	51.0	13	32	—	49.6

PASS RECEIVING

	PASS RECEIVING			
	No.	Yds.	Avg.	LG TD
Burford	45	645	14.4	49 12
Haynes	39	573	14.7	78 6
Arbanas	29	469	16.2	47 6
McClinton	29	333	11.5	24 0
Miller	23	277	12.0	39 0
Jackson	10	177	17.7	62 1
Spikes	10	132	13.2	35 1
Saxton	5	64	12.8	33 0
Brooker	4	136	34.5	92 3
Robinson	1	16	16.0	16 0
TEXANS TOTAL	195	2824	14.5	92 29
Opp. Total	239	2701	11.3	— 13

RUSHING

	RUSHING			
	No.	Yds.	Avg.	LG TD
Haynes	221	1049	4.8	71 13
McClinton	111	604	5.4	69 2
Dawson	38	252	6.6	22 3
Jackson	47	251	5.3	35 3
Spikes	57	232	-4.1	17 0
Burford	1	13	13.0	13 0
Wilson	1	5	5.0	5 0
Saxton	3	1	0.3	9 0
TEXANS TOTAL	479	2407	5.0	71 21
Opp. Total	351	1250	3.6	— 16

TEAM LEADERS

Scoring: Abner Haynes	114 pts.	19 TDs, 0 PATs
INTs: Bobby Hunt	8-101 yds., 0 TDs	
Punting: Eddie Wilson	47-1691 yds., 36.0 avg., 32 LGs	
Punt Returns: Frank Jackson	11-117 yds., 10.6 avg., 0 TDs	
Kickoff Returns: Dave Grayson	18-535 yds., 29.7 avg., 0 TDs	

HISTORY

1961 DALLAS TEXANS

Head Coach: Hank Stram



Preseason Record: 4-1

8/5	W	39-28	N.Y. Titans (Cobb Stadium, Dallas)	20,500
8/12	W	31-13	Denver (Midland, TX)	10,000
8/18	W	35-26	at Buffalo	33,376
8/25	W	29-27	Denver (Fl. Worth, TX)	20,000
9/3	L	10-31	at San Diego	15,232

Regular Season Record: 6-8 (2nd - AFL West)

9/10	L	10-26	SAN DIEGO	24,500
9/24	W	42-35	at Oakland	6,700
10/1	W	26-21	HOUSTON	28,000
10/8	W	19-12	at Denver	14,500
10/15	L	24-27	at Buffalo	20,678
10/22	L	7-38	at Houston	23,228
10/29	L	17-18	BOSTON	20,500
11/3	L	21-28	at Boston (Fri.) (N)	25,063
11/12	L	20-30	BUFFALO	15,000
11/19	L	14-24	at San Diego	33,788
11/26	W	43-11	OAKLAND	14,500
12/3	L	7-28	at N.Y. Titans	14,117
12/10	W	49-21	DENVER	8,000
12/17	W	35-24	N.Y. TITANS	12,500

TEAM STATISTICS

	TEXANS	OPP.
TOTAL FIRST DOWNS	247	248
Rushing	112	89
Passing	122	139
Penalty	13	20
TOTAL NET YARDS	4759	4302
Avg. Per Game	339.9	307.3
Total Plays	862	884
Avg. Per Play	5.5	4.9
NET YARDS RUSHING	2183	1525
Avg. Per Game	155.9	108.9
Total Rushes	439	410
Avg. Per Play	5.0	3.7
NET YARDS PASSING	2576	3077
Avg. Per Game	184.0	219.8
Sacked/Yards Lost	24/239	34/300
Gross Yards	2815	3377
Attempts/Completions	399/177	439/219
Pct. of Completions	44.4	49.9
Had Intercepted	27	25
PUNTS/AVERAGE	62/40.0	63/41.7
PUNT RETURNS/YARDS	26/219	17/176
KICKOFF RETURNS/YARDS	53/1465	65/1249
PENALTIES/YARDS	89/875	62/619
FUMBLES/LOST	32/18	31/18
TOUCHDOWNS	45	44
Rushing	23	18
Passing	18	21
Returns	4	5
SAFETIES	0	0

SCORE BY PERIODS	1	2	3	4	Total
TEXANS TOTAL	77	87	67	83	334
Opp. Total	36	127	41	139	343

REGULAR STARTERS

OFFENSE		DEFENSE	
WR	Chris Burford	LE	Paul Miller
LT	Charlie Diamond	LT	Paul Rochester
LG	Sid Fournet	RT	Ray Collins
C	Jim Barton	RE	Mel Branch
RG	Bill Krisher	LLB	E.J. Holub
TE	Jerry Cornelison	MLB	Sherrill Headrick
RT	Max Boydstrum	RLB	Smokey Stover
QB	Cotton Davidson	RLB	Walt Corey
LHB	Abner Haynes	RCB	David Webster
FB	Jack Spikes	LS	Don Flynn
RHB	Johnny Robinson	RS	Jimmy Harris
K	Jack Spikes	P	Cotton Davidson

ALL-STAR IN BOLD

INDIVIDUAL STATISTICS

	PASSING							
	Att.	Cmp.	Yds.	Pct.	TD	Int.	LG	Rating
Davidson	330	151	2445	45.8	17	23	—	59.3
Duncan	67	25	361	37.3	1	3	—	41.9
Jackson	2	1	9	50.0	0	1	—	22.9
TEXANS TOTALS	399	177	2576	44.4	18	27	—	52.7
Opp. Total	439	219	2777	49.9	20	25	—	61.6

	PASS RECEIVING				
	No.	Yds.	Avg.	LG	TD
Burford	51	850	16.7	54	5
Robinson	35	601	17.2	71	5
Haynes	34	558	16.4	69	3
Dickinson	14	209	14.9	48	2
Jackson	13	171	13.2	52	2
Boydston	12	167	13.9	24	1
Spikes	8	136	17.0	46	0
Romeo	7	89	12.7	20	0
Pricer	2	21	10.5	11	0
Barnes	1	13	13.0	13	0
TEXANS TOTALS	177	2815	14.6	71	18
Opp. Total	219	2777	12.7	—	20

HISTORY



AMERICAN FOOTBALL LEAGUE

	Western Division			
	W	L	T	Pct.
San Diego	12	2	0	.857
Dallas	6	8	0	.429
Denver	3	11	0	.214
Oakland	2	12	0	.143

	Eastern Division			
	W	L	T	Pct.
Houston	10	3	1	.769
Boston	9	4	1	.692
N.Y. Titans	7	7	0	.500
Buffalo	6	8	0	.429

AFL Championship

Houston 10, SAN DIEGO 3

NFL Championship

GREEN BAY 37, N.Y. Giants 0



NATIONAL FOOTBALL LEAGUE

	Western Conference			
	W	L	T	Pct.
Green Bay	11	3	0	.786
Detroit	8	5	1	.615
Baltimore	8	6	0	.571
Chicago	8	6	0	.571
San Francisco	7	6	1	.538
Los Angeles	4	10	0	.286
Minnesota	3	11	0	.214

	Eastern Conference			
	W	L	T	Pct.
N.Y. Giants	10	3	1	.769
Philadelphia	10	4	0	.714
Cleveland	8	5	1	.615
St. Louis	7	7	0	.500
Pittsburgh	6	8	0	.429
Dallas	4	9	1	.308
Washington	1	12	1	.077

RUSHING

	No.	Yds.	Avg.	LG	TD
Haynes	179	841	4.7	59	9
Jackson	65	386	5.9	49	3
Spikes	39	334	8.6	74	5
Dickinson	71	263	3.7	65	3
Robinson	52	200	3.9	45	2
Davidson	21	123	5.9	40	1
Duncan	5	42	8.5	19	0
Pricer	5	13	2.6	5	0
Gilliam	1	-6	-6.0	-6	0
Burford	1	-13	-13.0	-13	0
TEXANS TOTALS	439	2183	4.9	74	23
Opp. Total	410	1525	3.7	—	18

TEAM LEADERS

Scoring: Jack Spikes	54 pts: 5 TDs, 10 PATs, 4 FGs
INTs: David Webster	5-50 yds., 0 TDs
Punting: Cotton Davidson	61-2479 yds., 40.6 avg., 62 LG
Punt Returns: Abner Haynes	19-196 yds., 10.3 avg., 0 TDs
Kickoff Returns: Dave Grayson	16-453 yds., 28.3 avg., 0 TDs

1960 DALLAS TEXANS

Head Coach: Hank Stram



Preseason

Record: 6-0

7/31	W	20-13	at Oakland	13,000
8/6	W	27-10	Houston (Tulsa, OK)	12,000
8/14	W	24-14	at Boston	11,000
8/20	W	38-14	N.Y. Titans (Arlene, TX)	8,000
8/27	W	48-0	Denver (Little Rock, AR)	5,500
9/2	W	24-3	HOUSTON	51,000

Regular Season

Record: 8-6 (2nd - AFL West)

9/10	L	20-21	at L.A. Chargers (Sat.) (N)	17,724
9/16	W	34-16	at Oakland (Fri.) (N)	8,021
9/25	W	17-0	L.A. CHARGERS	42,000
10/2	L	35-37	N.Y. TITANS	37,500
10/9	L	19-20	OAKLAND	21,000
10/16	L	10-20	at Houston	19,026
10/30	W	17-14	at Denver	13,102
11/6	W	45-28	at Buffalo	19,610
11/13	W	34-7	DENVER	21,000
11/18	L	14-42	at Boston (Fri.) (N)	14,721
11/24	L	35-41	at N.Y. Titans	14,344
12/4	W	24-0	HOUSTON	20,000
12/11	W	34-0	BOSTON	12,000
12/18	W	24-7	BUFFALO	18,000

TEAM STATISTICS

	TEXANS	OPP.
TOTAL FIRST DOWNS	272	259
Rushing	119	76
Passing	136	147
Penalty	17	30
TOTAL NET YARDS	4645	3982
Avg. Per Game	531.8	284.4
Total Plays	918	824
Avg. Per Play	5.1	4.3
NET YARDS RUSHING	1814	980
Avg. Per Game	129.6	70.0
Total Rushes	483	421
Avg. Per Play	3.8	2.3
*NET YARDS PASSING	2634	2644
Avg. Per Game	188.1	186.9
Yards Lost Att. to Pass	197	358
Gross Yards	2631	3002
Attempts/Completions	435/209	503/261
Pct. of Completions	48.0	51.9
Had Intercepted	19	32
PUNTS/AVERAGE	61/39.3	79/36.9
PUNT RETURNS/YARDS	33/496	27/151
KICKOFF RETURNS/YARDS	41/645	55/1330
PENALTIES/YARDS	80/743	59/569
FUMBLES/LOST	30/16	34/16
TOUCHDOWNS	46	35
Rushing	24	14
Passing	15	19
Returns	6	2
SAFETIES	0	0

SCORE BY PERIODS	1	2	3	4	Total
TEXANS TOTAL	61	106	68	127	362
Opp. Total	69	68	59	57	253

*Reflects yards lost attempting to pass.

REGULAR STARTERS

OFFENSE

WR	Chris Burford
LT	Charlie Diamond
LG	Sid Fournet
C	Jim Barton
RG	Bill Krisher
RT	Jerry Cornelison
TE	Bob Bryant
	Max Boydstrum
QB	Cotton Davidson
LHB	Abner Haynes
FB	Jack Spikes
RHB	Johnny Robinson
K	Jack Spikes

DEFENSE

LE	Paul Miller
LT	Walter (Buffalo) Napier
RT	Ray Collins
RE	Mel Branch
LLB	E.J. Holub
MLB	Sherrill Headrick
RLB	Smokey Stover
	Walt Corey
LCB	Duane Wood
RCB	David Webster
LS	Don Flynn
RS	Jimmy Harris
P	Cotton Davidson

ALL-AFL IN BOLD*

*As selected by The Sporting News. No AFL All-Star game was played following the league's initial season in 1960.



AMERICAN FOOTBALL LEAGUE

Western Division

	W	L	T	Pct.
L.A. Chargers	10	4	0	.714
Dallas	8	6	0	.571
Oakland	6	8	0	.429
Denver	4	9	1	.308

Eastern Division

	W	L	T	Pct.
Houston	10	4	0	.714
N.Y. Titans	7	7	0	.500
Buffalo	5	8	1	.385
Boston	5	9	0	.357

AFL Championship

HOUSTON 24, L.A. Chargers 16

NFL Championship

PHILADELPHIA 17, Green Bay 13



NATIONAL FOOTBALL LEAGUE

Western Conference

	W	L	T	Pct.
Green Bay	8	4	0	.667
Detroit	7	5	0	.583
San Francisco	7	5	0	.583
Baltimore	6	6	0	.500
Chicago	5	6	1	.455
L.A. Rams	4	7	1	.364
Dallas	0	11	1	.000

Eastern Conference

	W	L	T	Pct.
Philadelphia	10	2	0	.833
Cleveland	8	3	1	.727
N.Y. Giants	6	4	2	.600
St. Louis	6	5	1	.545
Pittsburgh	5	6	1	.455
Washington	1	9	2	.100

INDIVIDUAL STATISTICS

PASSING

	Att.	Cmp.	Yds.	Pct.	TD	Int.	Lg.	Rating
Davidson	379	179	2474	47.2	15	16	74	64.5
Enis	54	30	357	55.6	1	2	39	66.9
Haynes	1	0	0	0.0	0	0	0	39.6
Robinson	1	0	0	0.0	0	1	0	0.0
TEXANS TOTALS	435	209	2831	48.0	16	19	74	63.2
Opp. Total	406	209	2703	51.5	11	27	53	83.8

PASS RECEIVING

	No.	Yds.	Avg.	LG	TD
Haynes	55	576	10.5	34	3
Burford	46	789	17.2	57	5
Robinson	41	611	14.9	74	4
Boydston	29	357	12.3	25	3
Spikes	11	158	14.4	25	0
Johnson	10	174	17.4	36	1
Bernet	4	49	12.3	15	0
Dickinson	3	38	12.7	21	0
Davidson	1	-1	-1.0	-1	0
TEXANS TOTALS	209	2831	13.5	74	16
Opp. Total	261	3002	11.5	-	19

RUSHING

	No.	Yds.	Avg.	LG	TD
Haynes	156	875	5.6	67	9
Robinson	98	458	4.7	49	4
Spikes	116	457	4.0	36	5
Dickinson	35	143	4.1	31	1
Johnson	23	43	1.9	8	1
*Enis	12	-12	-1.0	11	3
*Davidson	31	-122	-3.9	7	1
Others	13	-28	-2.2	-	0
TEXANS TOTALS	483	1814	3.8	67	24
Opp. Total	421	980	2.3	-	14

*Yards lost attempting to pass (sack yards) were counted as negative rushing yards during the AFL's inaugural season.

TEAM LEADERS

Scoring:	Jack Spikes	103 pts.	5 TDs, 34 PATs, 13 FGs
INTs:	David Webster	6-156 yds., 2 LGs	
Punting:	Cotton Davidson	58-2287 yds, 39.4 avg., 62 TDs	
Punt Returns:	Abner Haynes	14-215 yds., 15.4 avg., 0 TDs	
Kickoff Returns:	Abner Haynes	19-434 yds., 22.8 avg., 0 TDs	

HISTORY

ALL-TIME ATTENDANCE

HOME ATTENDANCE

Year	Preseason	Regular Season	Total
1960	51,000	171,500	222,500
1961	20,500	123,000	143,500
1962	(none)	155,409	155,409
1963	12,856	150,567	163,423
1964	28,653	126,881	155,534
1965	28,289	150,449	178,738
1966	25,270	259,071	284,341
1967	33,041	315,006	348,047
1968	91,231	338,911	430,142
1969	75,300	345,519	420,819
1970	38,341	354,481	392,822
1971	111,796	351,705	463,501
1972	312,428	509,291	821,719
1973	282,747	459,519	742,266
1974	167,384	413,714	581,098
1975	148,068	424,265	572,333
1976	120,281	378,011	498,292
1977	121,931	357,393	479,324
1978	81,976	342,863	424,839
1979	76,792	451,583	528,375
1980	77,934	410,486	488,420
1981	83,649	506,634	590,283
1982	82,205	123,042	205,247
1983	66,955	379,794	446,749
1984	67,304	396,051	463,355
1985	73,780	360,158	433,938
1986	69,978	385,335	455,313
1987	83,051	282,018	365,069
1988	68,830	406,249	475,079
1989	77,925	487,056	564,981
1990	83,254	560,193	643,447
1991	113,358	598,094	711,452
1992	137,038	581,924	718,962
1993	146,580	606,222	732,802
1994	145,846	613,870*	759,716
1995	147,036	625,936*	772,972
1996	151,499	610,617*	762,116
1997	149,698	610,192*	759,890
1998	140,580	589,038**	729,618
1999	151,444	629,545**	780,989
2000	151,802	631,365	783,167
2001	153,348	617,488	770,836
2002	146,916	625,503	772,419
TOTALS	4,380,479	17,205,756	21,453,952

HOME PLAYOFF GAMES: 1971 - Miami (50,374);

1991 - L.A. Raiders (75,827); 1993 - Pittsburgh (74,515);

1995 - Indianapolis (77,594); 1997 - Denver (76,965).

TOTAL HOME PLAYOFF ATTENDANCE: 355,275

SUPER BOWL I ATTENDANCE (Jan. 15, 1967): 61,946

SUPER BOWL IV ATTENDANCE (Jan. 11, 1970): 80,998

TOTAL 14-GAME PLAYOFF ATTENDANCE: 1,232,489

*Led NFL **Led NFL in paid attendance

Note: Paid attendance became NFL standard in '98.

AWAY ATTENDANCE

Year	Preseason	Regular Season	Total
1960	49,500	110,321	159,821
1961	78,608	138,111	216,719
1962	92,085	163,727	255,812
1963	50,362	151,391	201,753
1964	65,806	175,302	241,108
1965	39,299	219,668	258,967
1966	90,175	248,153	338,328
1967	176,813	277,459	454,272
1968	122,233	282,863	405,096
1969	151,825	312,502	464,327
1970	333,210	355,837	689,047
1971	161,265	417,131	578,396
1972	98,976	424,802	523,778
1973	106,954	344,453	451,407
1974	88,716	320,672	409,388
1975	110,785	325,951	436,736
1976	79,098	326,374	405,472
1977	85,572	369,485	455,057
1978	93,496	432,554	526,050
1979	93,572	414,784	508,356
1980	68,687	397,275	465,962
1981	69,384	455,301	524,685
1982	86,511	290,799	377,310
1983	98,973	414,394	513,367
1984	52,944	483,068	536,012
1985	77,616	452,300	529,916
1986	78,250	470,670	548,920
1987	116,326	375,074	491,400
1988	55,730	415,291	471,021
1989	119,871	448,002	567,873
1990	105,722	446,789	552,511
1991	86,391	483,397	569,788
1992	92,454	451,620	544,074
1993	98,567	511,814	609,970
1994	136,499	544,122	680,621
1995	76,971	511,326	588,297
1996	96,239	462,935	559,174
1997	119,147	532,485	651,632
1998	146,670	516,071	662,741
1999	102,937	495,686	598,623
2000	132,283	483,907	616,190
2001	114,086	503,189	617,275
2002	112,147	540,674	652,821
TOTALS	4,412,344	16,497,947	20,910,291

AWAY PLAYOFF GAMES: 1962 - Houston (37,981);

1966 - Buffalo (42,080); 1968 - Oakland (54,444);

1969 - N.Y. Jets (62,977); Oakland (54,443);

1986 - N.Y. Jets (69,307); 1990 - Miami (67,276);

1991 - Buffalo (80,182); 1992 - San Diego (58,278);

1993 - Houston (64,011); Buffalo (76,642);

1994 - Miami (67,487).

TOTAL AWAY PLAYOFF ATTENDANCE: 734,270

ATTENDANCE RECORDS

LARGEST CROWD - REGULAR SEASON

Home - Chiefs vs. Seattle

October 2, 2000 - 82,893*

Chiefs vs. Oakland

November 5, 1972 - 82,094

LARGEST CROWD - POSTSEASON

Chiefs vs. Vikings at New Orleans

January 11, 1970 - 80,998

*Arrowhead Stadium Attendance: 78,502; Kauffman Stadium Attendance: 4,391

Away - Chiefs at Cleveland

October 8, 1972 - 83,819

LARGEST CROWD - PRESEASON

Chiefs vs. Dallas at Arrowhead

September 2, 1972 - 79,592

HOME/AWAY RECORDS

HOME RECORD					ROAD RECORD				
Year	W	L	T	Pct.	Year	W	L	T	Pct.
1960	5	2	0	.714	1960	3	4	0	.429
1961	4	3	0	.571	1961	2	5	0	.286
1962	6	1	0	.857	1962	5	2	0	.714
1963	4	3	0	.571	1963	1	4	2	.286
1964	4	3	0	.571	1964	3	4	0	.429
1965	5	2	0	.714	1965	2	3	2	.429
1966	4	2	1	.643	1966	7	0	0	1.000
1967	4	3	0	.571	1967	5	2	0	.714
1968	6	1	0	.857	1968	6	1	0	.857
1969	6	1	0	.857	1969	5	2	0	.714
1970	4	1	2	.727	1970	3	4	0	.429
1971	7	0	0	1.000	1971	3	3	1	.500
1972	3	4	0	.429	1972	5	2	0	.714
1973	5	1	1	.786	1973	2	4	1	.357
1974	1	6	0	.143	1974	4	3	0	.571
1975	3	4	0	.429	1975	2	5	0	.286
1976	1	6	0	.143	1976	4	3	0	.571
1977	1	6	0	.143	1977	1	6	0	.143
1978	3	5	0	.375	1978	1	7	0	.125
1979	3	5	0	.375	1979	4	4	0	.500
1980	3	5	0	.375	1980	5	3	0	.625
1981	5	3	0	.625	1981	4	4	0	.500
1982	2	2	0	.500	1982	1	4	0	.286
1983	5	3	0	.625	1983	1	7	0	.125
1984	5	3	0	.625	1984	3	5	0	.375
1985	5	3	0	.625	1985	1	7	0	.125
1986	6	2	0	.750	1986	4	4	0	.500
1987	3	4	0	.429	1987	1	7	0	.125
1988	4	4	0	.500	1988	3	7	1	.063
1989	5	3	0	.625	1989	0	4	1	.438
1990	6	2	0	.750	1990	5	3	0	.625
1991	6	2	0	.750	1991	4	4	0	.500
1992	7	1	0	.875	1992	3	5	0	.375
1993	7	1	0	.875	1993	4	4	0	.500
1994	5	3	0	.625	1994	4	4	0	.500
1995	8	0	0	1.000	1995	5	3	0	.625
1996	5	3	0	.625	1996	4	4	0	.500
1997	8	0	0	1.000	1997	5	3	0	.625
1998	5	3	0	.625	1998	2	6	0	.250
1999	6	2	0	.750	1999	3	5	0	.375
2000	5	3	0	.625	2000	2	6	0	.250
2001	3	5	0	.375	2001	3	5	0	.375
2002	6	2	0	.750	2002	2	6	0	.250

43-YEAR TOTALS									
	W	L	T	Pct.		W	L	T	Pct.
Home Games	199	118	4	.626	Playoff Games — Home	2	3	0	.400
Road Games	137	178	8	.437	Playoff Games — Road	5	7	0	.417
Regular Season Totals	336	296	12	.531	Super Bowls	1	1	0	.500
Regular and Postseason Totals	344	307	12	.528	Postseason Totals	8	11	0	.421

CHIEFS VS. AFC WEST

Year	Den	Oak/L.A.	S.D.	Sea	Home	Away	Total
1970	1-1	0-1-1	1-1	—	2-0-1	0-3	2-3-1
1971	2-0	1-0-1	1-1	—	3-0	1-1-1	4-1-1
1972	2-0	1-1	1-1	—	2-1	2-1	4-2
1973	1-1	1-1	2-0	—	3-0	1-2	4-2
1974	1-1	0-2	1-1	—	0-3	2-1	2-4
1975	1-1	1-1	1-1	—	1-2	1-2	2-3
1976	0-2	0-2	1-1	—	0-3	2-2	2-3
1977	0-2	0-2	1-1	0-1	0-4	1-2	1-6
1978	0-2	0-2	1-1	0-2	1-3	0-4	1-7
1979	0-2	2-0	0-2	2-0	2-2	2-2	4-4
1980	2-0	1-1	0-2	1-1	1-3	3-1	4-4
1981	1-1	2-0	0-2	2-0	3-1	2-2	5-3
1982	1-0	0-1	1-0	0-0	1-1	1-0	2-1
1983	1-1	0-2	0-2	1-1	2-2	0-4	2-6
1984	1-1	0-2	2-0	1-1	3-1	1-3	4-4
1985	0-2	1-1	1-1	1-1	3-1	0-4	3-5
1986	1-1	1-1	2-0	1-1	3-1	2-2	5-3
1987	0-2	1-1	1-1	1-1	3-1	0-4	3-5
1988	1-1	0-2	0-2	1-1	2-2	0-4	2-6
1989	0-2	1-1	0-2	2-0	2-2	1-3	3-5
1990	1-1	2-0	2-0	0-2	3-1	2-2	5-3
1991	0-2	2-0	2-0	2-0	3-1	3-1	6-2
1992	1-1	1-1	2-0	2-0	4-0	2-2	6-2
1993	1-1	2-0	2-0	2-0	4-0	3-1	7-1
1994	1-1	2-0	0-2	1-1	2-2	2-2	4-4
1995	2-0	2-0	2-0	2-0	4-0	4-0	8-0
1996	1-1	1-1	2-0	2-0	2-2	3-1	4-4
1997	1-1	2-0	2-0	2-0	4-0	3-1	7-1
1998	0-2	2-0	1-1	1-1	3-1	1-3	4-4
1999	2-0	1-1	1-1	0-2	2-2	2-2	4-4
2000	2-0	0-2	1-1	2-0	3-1	2-2	5-3
2001	1-1	0-2	2-0	1-1	3-1	1-3	4-4
2002	0-2	1-1	1-1	—	2-1	0-3	2-4

*Includes a win over Tampa Bay, who was an AFC West member in '76.

NOTE: Chart begins in 1970 when AFC West was formed with AFL-NFL merger. Includes only regular season contests.

HISTORY



CHIEFS ON MONDAY NIGHT FOOTBALL

RECORD: 17-13 (.567)



9/28/70	@ Baltimore	W	44-24
10/18/71	PITTSBURGH	W	38-16
12/6/71	@ San Francisco	W	26-17
9/25/72	@ New Orleans	W	20-17
10/29/73	@ Buffalo	L	14-23
11/12/73	CHICAGO	W	19-7
11/18/74	@ Denver	W	42-34
11/10/75	@ Dallas	W	34-31
9/20/76	OAKLAND	L	21-24
10/3/77	OAKLAND	L	28-37
9/12/83	SAN DIEGO	L	14-17
9/17/90	@ Denver	L	23-24
9/16/91	@ Houston	L	7-17
10/7/91	BUFFALO	W	33-6
10/28/91	L.A. RAIDERS	W	24-21

9/28/92	L.A. RAIDERS	W	27-7
9/20/93	DENVER	W	15-7
11/8/93	GREEN BAY	W	23-16
10/17/94	@ Denver	W	31-28
12/12/94	@ Miami	L	28-45
10/9/95	SAN DIEGO	W	29-23 (OT)
12/11/95	@ Miami	L	6-13
10/7/96	PITTSBURGH	L	7-17
12/9/96	@ Oakland	L	7-26
9/8/97	@ Oakland	W	28-27
11/3/97	PITTSBURGH	W	13-10
10/26/98	PITTSBURGH	L	13-20
11/16/98	DENVER	L	7-30
10/2/00	SEATTLE	W	24-17
12/4/00	@ New England	L	24-30

CHIEFS IN OTHER PRIMETIME

CONTESTS

RECORD: 20-9 (.690)

THURSDAY: 4-2 (.667)

9/12/85	L.A. RAIDERS	W	36-20
10/17/96	SEATTLE	W	34-16
10/16/97	SAN DIEGO	W	31-3
10/21/99	@ Baltimore	W	35-8
10/25/01	INDIANAPOLIS	L	28-35
11/29/01	PHILADELPHIA	L	10-23

FRIDAY: 2-4 (.333)

9/16/60	@ Oakland	W	34-16
11/18/60	@ Boston	L	14-42
11/3/61	@ Boston	L	21-28
10/12/62	@ Boston	W	27-7
11/18/63	OAKLAND	L	7-22
10/23/64	@ Boston	L	7-24

SATURDAY: 8-1 (.889)

9/10/60	@ L.A. Chargers	L	20-21
9/8/62	BOSTON	W	42-28
9/7/63	@ Denver	W	59-7
12/14/63	BOSTON	W	35-3
9/18/65	@ N.Y. Jets	W	14-10
10/8/66	DENVER	W	37-10
9/9/67	@ Houston	W	25-20
9/28/68	@ Miami	W	48-3
10/5/68	@ Buffalo	W	18-7

SUNDAY: 6-2 (.750)

10/25/92	PITTSBURGH	L	3-27
11/22/92	@ Seattle	W	24-14
12/26/93	@ Minnesota	L	10-30
9/18/94	@ Atlanta	W	30-10
11/6/94	L.A. RAIDERS	W	13-3
11/19/95	HOUSTON	W	20-13
9/6/98	OAKLAND	W	28-8
10/4/98	SEATTLE	W	17-6

CHIEFS IN OVERTIME

In the 44-year history of the Chiefs/Texans franchise, the team has played in three playoff overtime games (2-1 record) and 22 regular season overtime affairs (9-11-2 mark). The NFL instituted a 15:00 overtime period for regular season contests in 1974.

Date	Flip Winner	W/L	Score	Time Elapsed
12/23/63*	Texans#	W	Texans 20, OILERS 17	17:54
12/25/71+	Chiefs	L	Dolphins 27, CHIEFS 24	22:40
11/23/75	Lions	W	CHIEFS 24, Lions 21	6:44
10/17/76	Chiefs	W	Chiefs 20, DOLPHINS 17	14:48
9/24/78	Broncos	L	Broncos 23, CHIEFS 17	13:28
11/12/78	Chiefs	L	CHARGERS 29, Chiefs 23	15:00
11/8/81	Bears	L	Bears 16, CHIEFS 13	13:07
10/23/83	Chiefs	W	Chiefs 13, OILERS 10	7:41
11/27/83	Seahawks	L	SEAHAWKS 51, Chiefs 48	1:46
12/6/87	Bengals	L	BENGALS 30, Chiefs 27	9:44
10/2/88	Chiefs	T	Chiefs 17, Jets 17	15:00
11/19/89	Browns	T	Chiefs 10, BROWNS 10	15:00
12/8/91	Chiefs	W	CHIEFS 20, Chargers 17	11:26
9/20/92	Chiefs	L	OILERS 23, Chiefs 20	1:55
1/8/93**	Chiefs	W	CHIEFS 27, Steelers 24	11:03
12/4/94	Broncos	L	Broncos 20, CHIEFS 17	12:12
9/10/95	Chiefs	W	CHIEFS 20, Giants 17	7:49
9/17/95	Chiefs	W	CHIEFS 23, Raiders 17	4:27
10/9/95	Chargers	W	CHIEFS 29, Chargers 23	7:27
9/28/97	Seahawks	W	CHIEFS 20, Seahawks 17	13:04
1/2/00	Raiders	L	Raiders 41, CHIEFS 38	3:13
9/14/00	Titans	L	TITANS 17, Chiefs 14	3:54
12/16/01	Broncos	W	CHIEFS 26, Broncos 23	9:04
9/22/02	Patriots	L	PATRIOTS 41, Chiefs 38	4:36
10/20/02	Broncos	L	Broncos 37, CHIEFS 34	2:57

* 1962 AFL Championship Game

** 1993 AFC First-Round Playoff Game.

Texans captain Abner Haynes elected to "kick to the clock" Home Team in all CAPS

+ 1971 AFC Divisional Playoff Game (longest game in NFL history)

CHIEFS IN THE AMERICAN BOWL



1990 American Bowl

Rams 19, Chiefs 3

August 11, 1990 • 55,429

Olympic Stadium • Berlin, West Germany

KANSAS CITY 0	0	3	0	— 3
L.A. RAMS 7	3	0	9	— 19

Kansas City's initial American Bowl expedition featured heavy doses of culture, but little offense as the Rams prevailed by a 19-3 margin. RB Barry Word made his first appearance in a Kansas City uniform, pairing with the league's leading rusher in '89, RB Christian Okoye to form the quintessential "Martyball" backfield. However, the Chiefs only points would come on a 19-yard FG by K Bjorn Nittmo.



RB James Saxon (31) and TE Jonathan Hayes (85) are on hand as the Berlin Wall begins crumbling down in Berlin, West Germany.



The Chiefs receive an indoctrination in the art of sumo wrestling at practice in Tokyo.



1994 American Bowl

Vikings 17, Chiefs 9

August 7, 1994 • 49,555

Tokyo Dome • Tokyo, Japan

KANSAS CITY 0	9	0	0	— 9
MINNESOTA 7	10	0	0	— 17

Kansas City's first appearance on Japanese soil was a rematch of Super Bowl IV, but Minnesota prevailed in this contest thanks to a pair of interceptions. Chiefs QB Matt Blundin accounted for the club's only TD when he connected with rookie WR Lake Dawson for a 40-yard score. Kansas City then attempted a two-point conversion for the first time since '69 as the NFL finally implemented the old AFL two-point rule in '94.



1996 American Bowl

Chiefs 32, Cowboys 6

August 5, 1996 • 45,128

Estadio Universitario • Monterrey, Mexico

KANSAS CITY 3	10	6	13	— 32
DALLAS 3	0	3	0	— 6

The Chiefs defense stifles the defending Super Bowl champions, allowing the Cowboys just five first downs. Kansas City's offense piles up 514 yards of total offense, including 173 rushing yards, while Dallas manages 214 total yards on the day as the Chiefs convert the partisan crowd of Cowboy fans into supporters of the "Jefes de Kansas City" or Kansas City Chiefs.



DE Neil Smith does his best matador impersonation and tries his hand at "bull-fighting" while in Monterrey, Mexico.



WR Masato "The Magnet" Itai (13) and TE Nachi Abe (47) join Chiefs President Carl Peterson in pregame ceremonies at the Tokyo Dome.



1998 American Bowl

Packers 27, Chiefs 24 OT

August 2, 1998 • 42,018

Tokyo Dome • Tokyo, Japan

GREEN BAY 0	14	7	3	3	— 27
KANSAS CITY 14	0	10	0	0	— 24

Green Bay K Ryan Longwell misses a potential game-winning 45-yard FG attempt at the end of regulation, while both Green Bay K Brett Conway and Kansas City K Pete Stoyanovich miss field goals in OT before Longwell makes the 27-yard game winner with 5:03 left in the extra session. Kansas City's roster features Japanese national players TE Nachi Abe and WR Masato "The Magnet" Itai.

HOMES OF THE CHIEFS



ARROWHEAD STADIUM 1972-PRESENT



Arrowhead Stadium, present home of the Kansas City Chiefs, is one of the finest facilities in the NFL. It is part of the Harry S Truman Sports Complex, which also includes 42,000-seat Kauffman Stadium, home of the Kansas City Royals baseball club. Since its dedication on August 12, 1972, for a preseason game vs. the St. Louis Cardinals, 17,941,485 spectators have passed through Arrowhead's turnstiles. After 23 seasons of artificial turf, Arrowhead sported a grass playing surface for the first time in '94.

Location: One Arrowhead Drive
Kansas City, Missouri

Preseason Record: 43-30-1 (.588)
Regular Season Record: 140-96-1 (.593)
Postseason Record: 2-2-0 (.500)
All Games: 185-128-2 (.590)

Capacity: 79,451 approx. (Present)
Upper Level - 33,975; Club Level - 10,199.
Lower Level - 35,277.
50,000 seats between end zones.
Luxury Suites: 80 **Luxury Field Boxes:** 33

Construction Data: Groundbreaking - July 1968
Completed - August 1972
Overall Supervision - Jackson County Sports Authority
Architect - Kivett and Myers with Charles Deaton,
Design Associate
General Contractor - Sharp, Kidde, Webb
Grass Installation - S.W. Franks
(General Contractor) July 1994

Costs: Dual Stadium Complex - \$53,000,000
Original Additions Paid by Chiefs - \$9,500,000
(Chiefs paid for 18,000 chair-back seats, computerized scoreboard, concession facilities, team facilities, business suites and office areas.)

Location: 22nd and Brooklyn
Kansas City, Missouri

MUNICIPAL STADIUM 1963-1971

Preseason Record: 11-3-1 (.767)
Regular Season Record: 44-16-3 (.722)
Postseason Record: 0-1-0 (.000)
All Games: 55-20-4 (.722)
Capacity: 49,002 (1971 - Final Season)
Construction Data: Opened - 1923
Upper Deck Added - 1954-55



Municipal Stadium served as the Chiefs original home in Kansas City after previously housing two short-lived NFL franchises, the Kansas City Blues (1924) and the Kansas City Cowboys (1925-26). The Chiefs and the Kansas City Athletics baseball club shared the facility until the A's departed for Oakland following the '67 season. Kansas City went undefeated (7-0) at home during the '71 regular season, but the final contest (and only playoff game) in Municipal Stadium's history will live in infamy for Chiefs fans, a devastating double overtime 27-24 playoff loss to the Miami Dolphins on Christmas Day of '71, a contest which remains the NFL's longest game at 82 minutes, 40 seconds.

COTTON BOWL 1960-1962



Location: Texas State Fairgrounds
Dallas, Texas

Preseason Record: 1-0-0 (1.000)
Regular Season Record: 15-6-0 (.714)
Postseason Record: 0-0-0 (.000)
All Games: 16-6-0 (.727)
Capacity: 75,504 (1962 - Final Season)
Construction Data: Opened - 1923
Upper Deck Added - 1948-49

The Cotton Bowl served as the home of the American Football League's Dallas Texans from 1960-62 before the franchise moved to Kansas City in '63 and became known as the Chiefs. The Texans shared the stadium with the NFL's expansion Dallas Cowboys. The facility served until '99 as a home field for Southern Methodist University, the alma mater of Chiefs Founder Lamar Hunt. The Texans final contest in the Cotton Bowl was a 26-17 win over the San Diego Chargers on December 16, 1962, before a sparse crowd of 18,384 fans. The Texans would win a 20-17 double-overtime thriller the next week at Houston to capture the first of three AFL titles.

THE ARROWHEAD STADIUM STORY

The Kansas City Chiefs and St. Louis Cardinals played the inaugural game at Arrowhead Stadium on August 12, 1972. Today, the facility remains one of the finest sports stadiums in the world. Everything is still in top shape as the Truman Sports Complex prepares to celebrate its 32nd distinguished season of service in 2003. Other venues of a similar vintage have long since been termed obsolete, but thanks to the foresight and vision of the leadership of Jackson County, the Chiefs staff led by Jack Steadman who helped develop the complex, and the taxpayers who made it a reality, Arrowhead has indeed, stood the test of time.

At the time of its dedication in 1972, the legendary founder of the Chicago Bears, George Halas called Arrowhead, "the most revolutionary, futuristic, sports complex I have ever seen." Hal Lebovitz, Sports Editor of the *Cleveland Plain Dealer* added, "It took courage to sell the citizens of Kansas City on the twin park plan. But they bought it because they want the best."

In the late 1960s, after design and seating capacity concerns caused plans for a single, multi-purpose domed stadium to be scrapped, Kansas City opted to construct two separate stadiums, one for football and one for baseball. Voters approved the Sports Complex bond issue in 1967, which included plans for a revolutionary concept - the world's first rolling stadium roof (pictured below). Construction cost overruns and project delays caused by a lengthy strike eventually forced the roof concept to be put on hold, but Arrowhead was completed in time for the 1972 season.

In 1984, the Jackson County Sports Authority again investigated the feasibility of a dome - this time made of fabric - but that concept too was shelved as being unnecessary and financially impractical.

A decade later, in 1994, under Arrowhead's continued open-air arrangement, a natural playing surface was installed in the facility for the first time, just one of numerous improvements which have been made under the direction of Chiefs President, General Manager, and CEO Carl Peterson. From 1994-96 other multi-million dollar projects have modernized and expanded the Arrowhead Club, the Chiefs team and office facilities, as well as the stadium's concession areas. In 1998 the club installed a pair of 23' x 42' Mitsubishi ArrowVision video screens in both end zones, and this year the Chiefs once again expanded their administrative offices at Arrowhead. In 1999 all 33,975 seats in the upper level of the stadium were replaced, while all 35,277 lower level seats and all 10,199 club level seats were replaced for the 2000 season.

Undoubtedly one of the finest facilities in the NFL, Arrowhead and the fans who consistently fill it (100 consecutive sellouts) have helped produce a distinct homefield advantage for the Chiefs. During the '90s, no NFL team had a better regular season home winning percentage than Kansas City, which produced a 65-15 (.813) record over from 1990-99. Over 30 years after the first plans were being devised for Kansas City's unique two stadium setup, other metropolitan areas are, only now, in the process of attempting to construct similar facilities.



Original plans for the Truman Sports Complex called for a rolling roof which could cover Arrowhead or its baseball counterpart, Kauffman Stadium - a revolutionary concept at the time.



CHIEFS TOP HOME CROWDS (Regular Season)

Date	Opponent	ATTEND.
October 2, 2000	Seattle	82,893*
November 5, 1972	Oakland	82,094
September 11, 1994	San Francisco	79,907
September 17, 1972	Miami	79,829
September 22, 1996	Denver	79,439
October 26, 1998	Pittsburgh	79,431
October 9, 1995	San Diego	79,288
September 8, 1996	Oakland	79,281
November 10, 1996	Green Bay	79,281
October 7, 1996	Pittsburgh	79,189
October 15, 1972	Cincinnati	79,068

All at Arrowhead

*Arrowhead attendance: 78,502;
Kauffman Stadium attendance: 4,391

During Arrowhead's 30th Anniversary season in 2001, Chiefs Founder Lamar Hunt, expressed the organization's thanks to Colorado-based architect, the late Charles Deaton, who conceived the two-stadium concept. Hunt praised the governmental bodies who took the initiative, and the workers who built Arrowhead, as well as the support of the Jackson County taxpayers who financed this futuristic venture. Hunt pointed out that Kansas City's franchise and its fans have now enjoyed America's top football facility for over 30 years and wished to extend on behalf of the entire the Chiefs organization a hearty salute to all who have unquestionably made Arrowhead Stadium - The Home of the ... CHIEFS!

ARROWHEAD'S FOOTBALL TRADITION

1972 SWAC Game



Grambling 27
Mississippi Valley St. 21

October 14, 1972 • 9,833

Grambling 7 0 7 13 — 27
Miss. Valley St. . . . 7 7 0 7 — 21

First College Football Game
Ever Held at Arrowhead



2002 Eddie Robinson Classic



Florida State 38
Iowa State 31

August 24, 2002 • 55,132

Florida State . . 17 14 0 7 — 38
Iowa State 0 14 3 14 — 31

Bobby Bowden Moves Past Bear Bryant
for #2 Spot on NCAA Victory List.



1974 AFC-NFC Pro Bowl



AFC 15
NFC 13



January 20, 1974 • 66,918

NFC 0 10 0 3 — 13
AFC 3 3 3 6 — 15

Miami K Garo Yepremian
Named Player of the Game

Clash of the Champions



NW Missouri State 29
Pittsburg State 7



October 17, 2002 • 26,695

Pittsburg St. 0 0 7 0 — 7
NW Missouri St. . 6 13 10 0 — 29

Attendance Sets Unofficial
NCAA Division II Record

1998 Western Star Classic



Nebraska 24
Oklahoma State 17



October 3, 1998 • 79,555

Nebraska 0 3 14 7 — 24
Oklahoma St. . . . 0 3 7 7 — 17

First Division I Football Contest
at Arrowhead

Arrowhead Stadium has been a destination for football aficionados since it opened in '72. In addition to serving as the "Home of the Chiefs," Arrowhead has hosted for numerous college football contests, as well as the '74 AFC-NFC Pro Bowl. In 2003, Arrowhead will be home to three college games for the first time in its history. The Dr Pepper Big 12 Championship Game will be played at Arrowhead for a second time. Kansas State will make its third appearance at Arrowhead when it meets California for the 2003 Black Coaches Association Game, while NCAA Division II powerhouses Northwest Missouri State and Pittsburg State will meet at Arrowhead for the second consecutive season.

2000 Eddie Robinson Classic



Kansas State 27
Iowa 7



August 26, 2000 • 77,148

Iowa 0 0 7 0 — 7
Kansas State . . 10 7 0 10 — 27

Wildcats Begin Eighth Straight
Winning Season Under Bill Snyder

FUTURE GAMES

Black Coaches Assoc. Game



Kansas State vs.
California



August 23, 2003 • 6:45 PM

The Fall Classic



NW Missouri State vs.
Pittsburg State



November 15, 2003 • 2:30 PM

2000 Big 12 Championship



Oklahoma 27
Kansas State 24



December 2, 2000 • 76,555

Kansas State . . . 0 10 7 7 — 24
Oklahoma 3 7 7 10 — 27

Oklahoma Advances to Win National
Championship Game

2003 Big 12 Championship



Big 12 North vs.
Big 12 South



December 6, 2003 • 7:00 PM



CHIEFS ALL-TIME REGULAR SEASON RECORDS BY STADIUMS

OPPONENT	COTTON BOWL	MUNICIPAL STADIUM	ARROWHEAD STADIUM	ROAD SITES	TOTAL	(PCT.)
Arizona	0-0-0	0-0-1	3-0-0	Busch Stadium	2-1-0	6-2-1 (722)
Atlanta	0-0-0	0-0-0	2-0-0	Atlanta Fulton County	1-1-0	4-1-0 (800)
Baltimore	0-0-0	0-0-0	0-0-0	M&T Bank Stadium	1-0-0	1-0-0 (1,000)
Buffalo	2-1-0	3-4-0	5-3-0	War Memorial Stadium	4-4-1	15-18-1 (456)
Carolina	0-0-0	0-0-0	1-0-0	Ericsson Stadium	1-0-0	2-0-0 (1,000)
Chicago	0-0-0	0-0-0	2-2-0	Soldier Field	1-3-0	3-5-0 (375)
Cincinnati	0-0-0	2-0-0	4-5-0	Nippert Stadium	1-1-0	11-9-0 (550)
Cleveland	0-0-0	1-0-0	5-2-1	Cleveland Stadium	1-6-1	8-8-2 (500)
Dallas	0-0-0	0-1-0	2-0-0	Texas Stadium	1-3-0	3-4-0 (429)
Denver	3-0-0	9-0-0	18-12-0	Denver Univ. Stadium	1-0-0	48-37-0 (565)
Detroit	0-0-0	0-0-0	4-1-0	Tiger Stadium	0-1-0	6-3-0 (667)
Green Bay	0-0-0	0-0-0	3-1-0	Lambeau Field	2-1-0	5-1-1 (786)
Indianapolis	0-0-0	0-0-0	3-5-0	Baltimore Memorial	0-0-1	6-8-0 (429)
Jacksonville	0-0-0	0-0-0	0-1-0	ALLTEL Stadium	0-2-0	1-3-0 (250)
Miami	0-0-0	3-0-0	3-2-0	Orange Bowl	5-3-0	11-10-0 (524)
Minnesota	0-0-0	0-0-0	2-1-0	Metropolitan Stadium	1-1-0	4-3-0 (571)
New England	2-1-0	4-1-1	3-0-0	Boston University Field	1-2-0	15-10-3 (589)
New Orleans	0-0-0	0-0-0	1-2-0	Foxboro Stadium	2-4-0	4-3-0 (571)
N.Y. Giants	0-0-0	0-0-0	2-3-0	Tulane Stadium	1-0-0	2-8-0 (200)
N.Y. Jets	2-1-0	3-2-0	3-4-0	Giants Stadium	0-5-0	15-14-1 (517)
Oakland	2-1-0	4-4-1	18-13-0	Polo Grounds	1-0-0	41-42-2 (494)
Philadelphia	0-0-0	0-0-0	1-2-0	Kesar Stadium	0-0-0	2-2-0
Pittsburgh	0-0-0	1-0-0	2-9-0	L.A. Memorial Coliseum	5-7-0	8-15-1
St. Louis	0-0-0	0-0-0	2-3-0	Veterans Stadium	1-0-0	3-3-0
San Diego	2-1-0	6-3-0	18-13-0	Three Rivers Stadium	4-7-0	1-0-0
San Francisco	0-0-0	0-0-0	2-2-0	Anaheim Stadium	1-1-0	2-3-1
Seattle	0-0-0	0-0-0	19-5-0	S.A. Memorial Coliseum	0-0-0	17-18-0
Tampa Bay	0-0-0	0-0-0	3-1-0	ComPark	1-4-0	3-6-0 (333)
Tennessee	2-1-0	7-1-0	7-4-0	Kingdome	10-11-0	30-18-0 (625)
Washington	0-0-0	1-0-0	2-0-0	Tampa Stadium	2-1-0	5-3-0 (625)
HOME TOTALS	15-6-0 (714)	44-16-3 (698)	139-97-1 (589)	Jeppesen Stadium	2-3-0	24-18-0 (571)
				The Coliseum	0-1-1	
				RFK Memorial Stadium	1-1-0	5-1-0 (833)
				ROAD TOTALS	138-178-8 (438)	
				Edward Jones Dome	1-0-0	
				Balboa Stadium	2-3-1	
				Husky Stadium	1-1-0	
				Raymond James Stadium	0-1-0	
				Rice Stadium	1-1-0	
				FedEx Field	1-0-0	
				Qualcomm	17-18-0	
				Seahawks Stadium	0-1-0	
				Astrodome	5-7-0	

ALL-TIME PLAYOFF RECORDS BY STADIUMS

HOME: 2-3 (400)
ROAD: 5-7 (417)
TOTAL: 7-10 (1,000)

Cotton Bowl 0-0 (000), Municipal Stadium 0-1 (000), Arrowhead Stadium 2-2 (500)
 Buffalo - War Memorial Stadium 1-0 (1,000), Ralph Wilson Stadium 0-2 (000); Miami - Pro Player Stadium 0-2 (000); N.Y. Jets - Shea Stadium 1-0 (1,000), Giants Stadium 0-1 (000); Oakland - Network Associates Coliseum 1-1 (500); San Diego - Qualcomm Stadium 0-1 (000); Tennessee - Jeppesen Stadium 1-0 (1,000), Astrodome 1-0 (1,000).

NEUTRAL: 1-1 (500) Super Bowl I vs. Green Bay at L.A. Memorial Coliseum 0-1 (000); Super Bowl IV vs. Minnesota at Tulane Stadium 1-0 (1,000).
TOTAL: 8-11 (421)

CHIEFS VS. THE NFL



ARIZONA CARDINALS (6-2-1)

Franchise in St. Louis prior to 1988, and was known as Phoenix Cardinals from 1988-92.

*1970	(11/22)	T	6-6
1974	(12/1)	W	17-13
1980	(11/23)	W	21-13
*1983	(10/2)	W	38-14
1986	(11/23)	L	14-23
1995	(10/1)	W	24-3
*1998	(11/29)	W	34-24
2001	(10/21)	L	16-24
*2002	(12/1)	W	49-0

Cardinals home sites: Busch Stadium 1970-87; Sun Devil Stadium, Tempe, AZ 1988-present.



ATLANTA FALCONS (4-1-0)

1972	(12/17)	W	17-14
*1985	(12/8)	W	38-10
*1991	(9/1)	W	14-3
1994	(9/18)	W	30-10
2000	(12/24)	L	13-29

Falcons home sites: Atlanta Fulton County Stadium 1970-91; Georgia Dome 1992-present.



BALTIMORE RAVENS (1-0-0)

Began play in Baltimore in 1996.

1999	(10/21)	W	35-8
------	---------	---	------

Ravens home sites: Baltimore Memorial Stadium 1996-97; M&T Bank Stadium 1998-present, known as Stadium at Camden Yards 1998.



BUFFALO BILLS (16-20-1)

*1960	(11/6)	W	45-28
*1960	(12/18)	W	24-7
*1961	(10/15)	L	24-27
*1961	(11/12)	L	20-30
*1962	(9/30)	W	41-21
1962	(12/2)	L	14-23
1963	(9/22)	T	27-27
*1963	(10/13)	L	26-35
1964	(9/13)	L	17-34
*1964	(10/18)	L	22-35
*1965	(10/17)	L	7-23
1965	(12/12)	L	25-34
1966	(9/11)	W	42-20
*1966	(10/2)	L	14-29
a1966	(1/1/67)	W	31-7
*1967	(12/3)	W	23-13
1968	(10/5)	W	18-7
1969	(11/2)	W	29-7
*1969	(12/7)	W	22-19
*1971	(12/19)	W	22-9
1973	(10/29)	L	14-23
1976	(10/3)	L	17-50
1978	(10/1)	L	13-28
*1978	(12/3)	W	14-10
1982	(9/12)	L	9-14
*1983	(12/4)	L	9-14
1986	(9/28)	W	20-17
*1986	(11/30)	L	14-17
*1991	(10/7)	W	33-6

b1991	(1/5/92)	L	14-37
*1993	(11/28)	W	23-7
c1993	(1/23/94)	L	13-30
1994	(10/30)	L	10-44
1996	(12/22)	L	9-20
*1997	(9/14)	W	22-16
*2000	(11/19)	L	17-21
*2002	(11/17)	W	17-16

Bills home sites: War Memorial Stadium 1960-72; Ralph Wilson Stadium, Orchard Park, NY 1973-present, known as Rich Stadium 1973-98.



CAROLINA PANTHERS (2-0-0)

1997	(9/21)	W	35-14
*2000	(12/10)	W	15-14

Panthers home sites: Clemson Memorial Stadium, Clemson, SC 1995; Ericsson Stadium 1996-present.



CHICAGO BEARS (3-5-0)

*1973	(11/12)	W	19-7
1977	(11/13)	L	27-28
*1981	(11/8)	L	13-16 (OT)
1987	(11/1)	L	28-31
1990	(12/29)	W	21-10
*1993	(11/21)	L	17-19
*1996	(11/17)	W	14-10
1999	(9/12)	L	17-20

Bears home sites: Wrigley Field 1970; Soldier Field 1971-2001, 2003; University of Illinois Memorial Stadium, Champaign, IL 2002.



CINCINNATI BENGALS (11-9-0)

*1968	(10/13)	W	13-3
1968	(11/10)	W	16-9
1969	(9/28)	L	19-24
*1969	(10/26)	W	42-22
1970	(10/18)	W	27-19
*1972	(10/15)	L	16-23
1973	(10/21)	L	6-14
1974	(11/24)	L	6-33
*1976	(11/21)	L	24-27
*1977	(12/4)	L	7-27
1978	(9/3)	W	24-23
1979	(10/7)	W	10-7
*1980	(11/30)	L	6-20
*1983	(11/13)	W	20-15
1984	(9/9)	W	27-22
*1986	(9/7)	W	24-14
1987	(12/6)	L	27-30 (OT)
*1988	(11/13)	W	31-28
*1989	(10/1)	L	17-21
*1993	(10/10)	W	17-15

Bengals home sites: Nippert Stadium 1968-69; Cinergy Field 1970-98, known as Riverfront Stadium 1970-99; Paul Brown Stadium 2000-present.



CLEVELAND BROWNS (8-8-2)

*1971	(11/14)	W	13-7
1972	(10/8)	W	31-7

*1973	(12/2)	T	20-20
1975	(12/14)	L	14-40
*1976	(12/12)	W	39-14
1977	(10/30)	L	7-44
*1978	(10/22)	W	17-3
*1979	(9/9)	L	24-27
1980	(9/21)	L	13-20
*1984	(9/30)	W	10-6
1986	(10/12)	L	7-20
*1988	(9/4)	L	3-6
1989	(11/19)	T	10-10 (OT)
*1990	(9/30)	W	34-0
1991	(11/24)	L	15-20
*1994	(11/20)	W	20-13
1995	(9/24)	L	17-35
2002	(9/8)	W	40-39

Browns home sites: Cleveland Stadium 1970-95; Cleveland Browns Stadium 1999-present.



DALLAS COWBOYS
(3-4-0)

*1970	(10/25)	L	16-27
1975	(11/10)	W	34-31
1983	(11/20)	L	21-41
*1989	(10/22)	W	36-28
1992	(10/18)	L	10-17
1995	(11/23)	L	12-24
*1998	(12/13)	W	20-17

Cowboys home sites:
Cotton Bowl 1970;
Texas Stadium, Irving, TX 1971-present.



DENVER BRONCOS
(48-38-0)

1960	(10/30)	W	17-14
*1960	(11/13)	W	34-7
1961	(10/8)	W	19-12
*1961	(12/10)	W	49-21
1962	(11/18)	W	24-3
*1962	(12/9)	W	17-10
w1963	(9/7)	W	59-7
*1963	(12/8)	W	52-21
1964	(10/11)	L	27-33
*1964	(11/1)	W	49-39
1965	(10/10)	W	31-23
*1965	(12/19)	W	45-35
*1966	(10/8)	W	37-10
1966	(10/23)	W	56-10
*1967	(10/29)	W	52-9
1967	(12/17)	W	38-24
*1968	(9/22)	W	34-2
1968	(12/14)	W	30-7
1969	(10/5)	W	26-13
*1969	(11/27)	W	31-17
1970	(10/4)	L	13-26
*1970	(12/6)	W	16-0
1971	(10/3)	W	16-3
*1971	(11/21)	W	28-10
1972	(10/1)	W	45-24
*1972	(12/3)	W	24-21
*1973	(10/7)	W	16-14
1973	(11/25)	L	10-14
*1974	(10/6)	L	14-17
1974	(11/18)	W	42-34
1975	(9/21)	L	33-37
*1975	(10/26)	W	26-13
*1976	(10/24)	L	26-35
1976	(12/5)	L	16-17
1977	(10/9)	L	7-23
*1977	(11/20)	L	7-14
*1978	(9/24)	L	17-23 (OT)

1978	(12/10)	L	3-24
*1979	(10/14)	L	10-24
1979	(10/28)	L	3-20
1980	(10/19)	W	23-17
*1980	(12/7)	W	31-14
*1981	(10/18)	W	28-14
1981	(12/6)	L	13-16
1982	(12/19)	W	37-16
1983	(10/30)	L	24-27
*1983	(12/18)	W	48-17
1984	(9/23)	L	0-21
*1984	(12/2)	W	16-13
*1985	(10/27)	L	10-30
1985	(12/14)	L	13-14
1986	(11/16)	L	17-38
*1986	(12/7)	W	37-10
d1987	(10/18)	L	17-26
1987	(12/19)	L	17-20
*1988	(9/18)	W	20-13
1988	(11/6)	L	11-17
1989	(9/10)	L	20-34
*1989	(11/12)	L	13-16
1990	(9/17)	L	23-24
*1990	(12/9)	W	31-20
1991	(10/20)	L	16-19
*1991	(11/17)	L	20-24
1992	(10/4)	L	19-20
*1992	(12/27)	W	42-20
*1993	(9/20)	W	15-7
1993	(12/12)	L	21-27
1994	(10/17)	W	31-28
*1994	(12/4)	L	17-20 (OT)
1995	(10/22)	W	21-7
*1995	(12/17)	W	20-17
*1996	(9/27)	W	17-14
1996	(10/27)	L	7-34
1997	(8/31)	L	3-19
*1997	(11/16)	W	24-22
v1997	(1/4/98)	L	10-14
*1998	(11/16)	L	7-30
1998	(12/6)	L	31-35
*1999	(9/19)	W	26-10
1999	(12/5)	W	16-10
2000	(9/24)	W	23-22
*2000	(12/17)	W	20-7
2001	(10/7)	L	6-20
*2001	(12/16)	W	26-23 (OT)
*2002	(10/20)	L	34-37 (OT)
2002	(12/15)	L	24-31

Broncos home sites: University of Denver Stadium 1962-68; Mile High Stadium 1960-2000, known as Bears Stadium 1960-67; INVESCO Field at Mile High 2001-present.



DETROIT LIONS
(6-3-0)

1971	(11/25)	L	21-32
*1975	(11/23)	W	24-21 (OT)
*1980	(10/26)	W	20-17
1981	(11/26)	L	10-27
1987	(11/26)	W	27-20
*1988	(10/23)	L	6-7
*1990	(10/14)	W	43-24
1996	(11/28)	W	28-24
*1999	(9/26)	W	31-21

Lions home sites: Tiger Stadium 1970-74; Pontiac Silverdome, Pontiac, MI 1975-2001; Ford Field 2002-present.



GREEN BAY PACKERS
(5-2-1)

e1966	(1/15/67)	L	10-35
f1973	(10/14)	T	10-10
*1977	(11/6)	W	20-10
*1987	(11/22)	L	3-23
1989	(12/10)	W	21-3
1990	(9/23)	W	17-3
*1993	(11/8)	W	23-16
*1996	(11/10)	W	27-20

Packers home sites:

Lambeau Field 1970-present; Milwaukee County Stadium, Milwaukee, WI 1970-94.



HOUSTON TEXANS
(0-0-0)

Began play in 2002.

Will meet Chiefs for the first time in 2003.

Texans home site:

Reliant Stadium 2002-present.



INDIANAPOLIS COLTS
(6-9-0)

Franchise in Baltimore prior to 1984.

1970	(9/28)	W	44-24
*1972	(12/10)	W	24-10
1975	(11/30)	L	14-28
*1977	(10/16)	L	6-17
*1979	(9/2)	W	14-0
1979	(12/9)	W	10-7
*1980	(11/2)	L	24-31
1980	(12/21)	W	38-28
*1985	(11/24)	W	20-7
1990	(10/7)	L	19-23
v1995	(1/7/96)	L	7-10
*1996	(12/15)	L	19-24
1999	(11/7)	L	17-25
*2000	(9/3)	L	14-27
*2001	(10/25)	L	28-35

Colts home sites:

Baltimore Memorial Stadium 1970-83;

RCA Dome 1984-present,

known as Hoosier Dome 1984-93.



JACKSONVILLE JAGUARS
(1-3-0)

1997	(11/9)	L	10-24
1998	(9/13)	L	16-21
2001	(12/30)	W	30-26
*2002	(9/15)	L	16-23

Jaguars home site:

ALLTEL Stadium 1995-present, known as Jacksonville Municipal Stadium 1995-96.



MIAMI DOLPHINS
(11-13-0)

*1966	(11/13)	W	34-16
1966	(12/11)	W	19-18
1967	(9/24)	W	24-0
*1967	(10/8)	W	41-0
1968	(9/28)	W	48-3
*1969	(10/19)	W	17-10
m1971	(12/25)	L	24-27 (2 OT)
*1972	(9/17)	L	10-20
1974	(10/20)	L	3-9
1976	(10/17)	W	20-17 (OT)
*1981	(12/13)	L	7-17

1983	(9/25)	L	6-14
1985	(9/22)	L	0-31
n1987	(10/11)	L	0-42
*1989	(12/3)	W	26-21
1989	(12/24)	W	27-24
o1990	(1/5/91)	L	16-17
*1991	(10/13)	W	42-7
1993	(10/31)	L	10-30
1994	(12/12)	L	28-45
p1994	(12/31)	L	17-27
1995	(12/11)	L	6-13
1997	(10/5)	L	14-17
*2002	(9/29)	W	48-30

Dolphins home sites: Orange Bowl 1966-86;

Pro Player Stadium 1987-present,

known as Joe Robbie Stadium 1987-96.



MINNESOTA VIKINGS
(5-3-0)

q1969	(1/11/70)	W	23-7
1970	(9/20)	L	10-27
*1974	(12/14)	L	15-35
1981	(12/20)	W	10-6
*1990	(9/9)	W	24-21
1993	(12/26)	L	10-30
1996	(11/3)	W	21-6
*1999	(12/12)	W	31-28

Vikings home sites:

Metropolitan Stadium,

Bloomington, MN 1970-81;

Hubert H. Humphrey Metrodome 1982-present.



NEW ENGLAND PATRIOTS
(15-10-3)

Franchise known as the
Boston Patriots prior to 1971.

1960	(11/18)	L	14-42
*1960	(12/11)	W	34-0
*1961	(10/29)	L	17-18
1961	(11/3)	L	21-28
*1962	(9/8)	W	42-28
1962	(10/12)	W	27-7
1963	(11/17)	T	24-24
*1963	(12/14)	W	35-3
1964	(10/23)	L	7-24
*1964	(12/6)	L	24-31
*1965	(10/3)	W	27-17
1965	(11/21)	T	10-10
1966	(9/25)	W	43-24
*1966	(11/20)	T	27-27
1967	(11/12)	W	33-10
*1968	(11/17)	W	31-17
1969	(9/21)	W	31-0
*1970	(10/11)	W	23-10
1973	(9/23)	W	10-7
1977	(9/18)	L	17-21
1981	(10/4)	L	17-33
1990	(12/2)	W	37-7
*1992	(12/13)	W	27-20
*1995	(10/15)	W	31-26
1998	(10/11)	L	10-40
*1999	(10/10)	W	16-14
2000	(12/24)	L	24-30
2002	(9/22)	L	38-41 (OT)

Patriots home sites:

Boston University Field 1960-62;

Fenway Park 1963-68;

Boston College Alumni Stadium 1969;

Harvard Stadium 1970;

Foxboro Stadium, Foxboro, MA 1971-present;
known as Schaefer Stadium 1971-82 and Sullivan Stadium 1983-89; Gillette Stadium 2002-present.



NEW ORLEANS SAINTS
(4-3-0)

1972	(9/25)	W	20-17
*1976	(9/26)	L	17-27
1982	(11/21)	L	17-27
1985	(9/8)	W	47-27
*1991	(9/8)	L	10-17
1994	(9/4)	W	30-17
*1997	(12/21)	W	25-13

Saints home sites: Tulane Stadium 1970-74;
Louisiana Superdome 1975-present.



NEW YORK GIANTS
(2-8-0)

*1974	(11/3)	L	27-33
1978	(9/7)	L	10-26
*1979	(10/21)	L	17-21
*1983	(10/16)	W	38-17
1984	(11/25)	L	27-28
1988	(12/11)	L	12-28
1992	(12/19)	L	21-35
*1995	(9/10)	W	20-17 (OT)
1998	(12/20)	L	7-28
*2001	(9/23)	L	3-13

Giants home sites:

Yankee Stadium 1970-73;

Yale Bowl, New Haven, CT 1973-74; Shea Stadium 1975; Giants Stadium, East Rutherford, NJ 1976-present.



NEW YORK JETS
(16-15-1)

Franchise known as the
New York Titans prior to 1963.

*1960	(10/2)	L	35-37
1960	(11/24)	L	35-41
1961	(12/3)	L	7-28
*1961	(12/17)	W	35-24
*1962	(10/21)	W	20-17
1962	(11/11)	W	52-31
1963	(12/1)	L	0-17
*1963	(12/22)	W	48-0
1964	(11/29)	L	14-27
*1964	(12/20)	W	24-7
1965	(9/18)	W	14-10
*1965	(11/7)	L	10-13
1966	(11/27)	W	32-24
*1967	(11/5)	W	42-18
1967	(12/10)	W	21-7
*1968	(9/15)	L	19-20
1969	(11/16)	W	34-16
r1969	(12/20)	W	13-6
1971	(11/7)	L	10-13
*1974	(9/15)	W	24-16
*1975	(9/28)	L	24-30
*1982	(1/2/83)	W	37-13
1984	(10/7)	L	16-17
1984	(10/21)	L	7-28
s1986	(12/28)	L	15-35
*1987	(11/15)	L	9-16
1988	(10/2)	T	17-17 (OT)
*1988	(12/4)	W	38-34
1992	(11/29)	W	23-7
*1998	(11/1)	L	17-20
2001	(11/11)	L	7-27
2002	(10/6)	W	29-25

Jets home sites: Polo Grounds 1960-63;

Shea Stadium 1964-83;

Giants Stadium, East Rutherford, NJ 1984-present.



OAKLAND RAIDERS
(43-43-2)

Franchise in Oakland 1960-81, 1995-present;
in Los Angeles 1982-94.

1960	(9/16)	W	34-16
*1960	(10/9)	L	19-20
1961	(9/24)	W	42-35
*1961	(11/26)	W	43-11
1962	(9/23)	W	26-16
*1962	(11/25)	W	35-7
1963	(11/3)	L	7-10
*1963	(11/8)	L	7-22
1964	(9/27)	W	21-9
*1964	(11/8)	W	42-7
1965	(9/12)	L	10-37
*1965	(10/31)	W	14-7
1966	(9/18)	W	32-10
*1966	(10/16)	L	13-34
1967	(10/1)	L	21-23
*1967	(11/23)	L	22-44
*1968	(10/20)	W	24-10
1968	(11/3)	L	21-38
i1968	(12/22)	L	6-41
*1969	(11/23)	L	24-27
1969	(12/13)	L	6-10
j1969	(1/4/70)	W	17-7
*1970	(11/1)	T	17-17
1970	(12/12)	L	6-20
1971	(10/31)	T	20-20
*1971	(12/12)	W	16-14
*1972	(11/5)	W	27-14
1972	(11/26)	L	3-26
*1973	(9/30)	W	16-3
1973	(12/8)	L	7-37
1974	(9/22)	L	7-27
*1974	(12/8)	L	6-7
*1975	(10/12)	W	42-10
1975	(12/21)	L	20-28
*1976	(9/20)	L	21-24
1976	(11/14)	L	10-21
*1977	(10/3)	L	28-37
1977	(12/18)	L	20-21
1978	(10/15)	L	6-28
*1978	(11/5)	L	10-20
*1979	(9/23)	W	35-7
1979	(11/18)	W	24-21
*1980	(9/7)	L	14-27
1980	(10/5)	W	31-17
*1981	(10/11)	W	27-0
1981	(10/25)	W	28-17
*1982	(12/12)	L	16-21
1983	(10/9)	L	20-21
*1983	(11/6)	L	20-28
*1984	(9/16)	L	20-22
1984	(11/18)	L	7-17
*1985	(9/12)	W	36-20
1985	(10/6)	L	10-19
*1986	(10/5)	L	17-24
1986	(12/14)	W	20-17
k1987	(10/4)	L	17-35
*1987	(12/13)	W	16-10
*1988	(10/16)	L	17-27
1988	(10/30)	L	10-17
*1989	(9/17)	W	24-19
1989	(10/15)	L	14-20
*1990	(11/4)	W	9-7
1990	(11/25)	W	27-24
*1991	(10/28)	W	24-21
1991	(12/22)	W	27-21
i1991	(12/28)	W	10-6
*1992	(9/28)	W	27-7
1992	(12/6)	L	7-28
*1993	(10/3)	W	24-9
1993	(11/14)	W	31-20

*1994	(11/6)	W	13-3
1994	(12/24)	W	19-9
*1995	(9/17)	W	23-17 (OT)
1995	(12/3)	W	29-23
*1996	(9/8)	W	19-3
1996	(12/9)	L	7-26
1997	(9/8)	W	28-27
*1997	(12/7)	W	30-0
*1998	(9/6)	W	28-8
1998	(12/26)	W	31-24
1999	(11/28)	W	37-34
*1999	(1/2/00)	L	38-41 (OT)
*2000	(10/15)	L	17-20
2000	(11/5)	L	31-49
*2001	(9/9)	L	24-27
2001	(12/9)	L	26-28
*2002	(10/17)	W	20-10
2002	(12/28)	L	0-24

Raiders home sites:

Kezar Stadium, San Francisco, CA 1960;
Candlestick Park, San Francisco, CA 1961;
Frank Youell Field, Oakland 1962-65;
Los Angeles Memorial Coliseum 1982-94;
Network Associates Coliseum 1966-81,
1995-present, known as Oakland-Alameda
County Coliseum 1966-1981, '95-97.



PHILADELPHIA EAGLES
(2-2-0)

*1972	(10/22)	L	20-21
*1992	(10/11)	W	24-17
1998	(9/27)	W	24-21
*2001	(11/29)	L	10-23

Eagles home sites: Franklin Field 1970;
Veterans Stadium 1971-2002;
Lincoln Financial Field 2003.



PITTSBURGH STEELERS
(8-16-0)

1970	(11/15)	W	31-14
*1971	(10/18)	W	38-16
1972	(11/12)	L	7-16
*1974	(10/13)	L	24-34
1975	(11/16)	L	3-28
*1976	(11/7)	L	0-45
1978	(10/29)	L	24-27
*1979	(11/11)	L	3-30
1980	(12/14)	L	16-21
1981	(9/6)	W	37-33
1982	(12/5)	L	14-35
1984	(9/2)	W	37-27
*1985	(11/10)	L	28-36
1986	(12/21)	W	24-19
*1987	(11/8)	L	16-17
1988	(11/27)	L	10-16
1989	(10/29)	L	17-23
*1992	(10/25)	L	3-27
†1993	(1/8/94)	W	27-24 (OT)
*1996	(10/7)	L	7-17
*1997	(11/3)	W	13-10
*1998	(10/26)	L	13-20
*1999	(12/18)	W	35-19
*2001	(10/14)	L	17-20

Steelers home site:

Three Rivers Stadium 1970-2000;
Heinz Field 2001-present.



ST. LOUIS RAMS
(4-4-0)

Franchise in Los Angeles prior to 1995.

*1973	(9/16)	L	13-23
1982	(11/28)	L	14-20
*1985	(10/20)	L	0-16
1991	(11/10)	W	27-20
*1994	(9/25)	L	0-16
1997	(10/26)	W	26-20
*2000	(10/22)	W	54-34
*2002	(12/8)	W	49-10

Rams home sites:

Los Angeles Memorial Coliseum 1970-79;
Anaheim Stadium 1980-94; Busch Stadium
1995; Edward Jones Dome 2002-present,
known as TransWorld Dome 1995-2001.



SAN DIEGO CHARGERS
(45-40-1)

Franchise located in Los Angeles
prior to 1961.

1960	(9/10)	L	20-21
*1960	(9/25)	W	17-0
*1961	(9/10)	L	10-26
1961	(11/19)	L	14-24
1962	(10/7)	L	28-32
*1962	(12/16)	W	26-17
1963	(9/29)	L	17-38
*1963	(10/20)	L	10-24
*1964	(11/15)	L	14-28
1964	(12/13)	W	49-6
1965	(9/26)	T	10-10
*1965	(11/14)	W	31-7
*1966	(11/6)	W	24-14
1966	(12/18)	W	27-17
1967	(10/15)	L	31-45
*1967	(11/19)	L	16-17
*1968	(10/27)	W	27-20
1968	(12/8)	W	40-3
1969	(9/14)	W	27-9
*1969	(11/9)	W	27-3
*1970	(11/29)	W	26-14
1970	(12/20)	L	13-31
1971	(9/19)	L	14-21
*1971	(10/10)	W	31-10
1972	(10/29)	W	26-14
*1972	(11/19)	L	17-27
1973	(11/4)	W	19-0
*1973	(12/16)	W	33-6
1974	(10/27)	W	24-14
*1974	(11/10)	L	7-14
1975	(10/19)	W	12-10
*1975	(12/7)	L	20-28
*1976	(9/12)	L	16-30
1976	(11/28)	W	23-20
*1977	(9/25)	L	7-23
1977	(10/23)	W	21-16
1978	(11/12)	L	23-29 (OT)
*1978	(11/26)	W	23-0
*1979	(11/4)	L	14-20
1979	(11/25)	L	7-28
*1980	(9/28)	L	7-24
1980	(11/16)	L	7-20
*1981	(9/20)	L	31-42
1981	(11/1)	L	20-22
*1982	(9/19)	W	19-12
*1983	(9/12)	L	14-17
1983	(12/11)	L	38-41
*1984	(10/14)	W	31-13
1984	(12/16)	W	42-21
1985	(10/13)	L	20-31
*1985	(12/22)	W	38-34

*1986	(10/19)	W	42-41
1986	(11/2)	W	24-23
*1987	(9/13)	W	20-13
1987	(10/25)	L	21-42
*1988	(9/25)	L	23-24
1988	(12/18)	L	13-24
1989	(9/24)	L	6-21
*1989	(12/17)	L	13-20
*1990	(11/18)	W	27-10
1990	(12/23)	W	24-21
1991	(9/29)	W	14-13
*1991	(12/8)	W	20-17 (OT)
1992	(9/6)	W	24-10
*1992	(11/8)	W	16-14
u1992	(1/2/93)	L	0-17
1993	(10/17)	W	17-14
*1993	(12/19)	W	28-24
1994	(10/9)	L	6-20
*1994	(11/13)	L	13-14
*1995	(10/9)	W	29-23 (OT)
1995	(11/12)	W	22-7
1996	(9/29)	L	19-22
*1996	(11/24)	L	14-28
*1997	(10/16)	W	31-3
1997	(12/14)	W	29-7
*1998	(9/20)	W	23-7
1998	(11/22)	L	37-38
1999	(10/3)	L	14-21
*1999	(10/31)	W	34-0
*2000	(9/17)	W	42-10
2000	(11/26)	L	16-17
2001	(11/4)	W	25-20
*2001	(12/23)	W	20-17
2002	(10/13)	L	34-35
*2002	(12/22)	W	24-22

Chargers home sites:

Los Angeles Memorial Coliseum 1960;
Balboa Stadium 1961-66;

Qualcomm Stadium, Jack Murphy Field
1967-present, known as Jack Murphy Stadium
1967-96.



SAN FRANCISCO 49ERS
(3-6-0)

1971	(12/6)	W	26-17
*1975	(10/5)	L	3-20
*1982	(12/26)	L	13-26
1985	(11/17)	L	3-31
1991	(12/14)	L	14-28
*1994	(9/11)	W	24-17
*1997	(11/30)	W	44-9
2000	(11/12)	L	7-21
2002	(11/10)	L	13-17

49ers home sites: Kezar Stadium 1970;
3Com Park at Candlestick Point 1971-present;
known as Candlestick Park 1971-95.



SEATTLE SEAHAWKS
(30-18-0)

*1977	(12/11)	L	31-34
*1978	(11/19)	L	10-13
1978	(12/17)	L	19-23
1979	(9/30)	W	24-6
*1979	(12/2)	W	37-21
*1980	(9/14)	L	16-17
1980	(11/9)	W	31-30
1981	(9/27)	W	20-14
*1981	(11/22)	W	40-13
*1983	(9/4)	W	17-13
1983	(11/27)	L	48-51 (OT)
1984	(11/4)	L	0-45
*1984	(12/9)	W	34-7

*1985	(9/29)	W	28-7
1985	(12/1)	L	6-24
1986	(9/14)	L	17-23
*1986	(11/9)	W	27-7
1987	(9/20)	L	14-43
*1987	(12/27)	W	41-20
1988	(9/11)	L	10-31
*1988	(11/20)	W	27-24
1989	(10/8)	W	20-16
*1989	(11/5)	W	20-10
1990	(10/21)	L	7-19
*1990	(11/11)	L	16-17
*1991	(9/22)	W	20-13
1991	(12/1)	W	19-6
*1992	(9/13)	W	26-7
1992	(11/22)	W	24-14
1993	(12/5)	W	31-16
*1993	(1/2/94)	W	34-24
*1994	(10/23)	W	38-23
1994	(11/27)	L	9-10
1995	(9/3)	W	34-10
*1995	(12/24)	W	26-3
1996	(9/15)	W	35-17
*1996	(10/17)	W	34-16
*1997	(9/28)	W	20-17 (OT)
1997	(11/23)	W	19-14
*1998	(10/4)	W	17-6
1998	(11/8)	L	12-24
*1999	(11/21)	L	19-31
1999	(12/26)	L	14-23
*2000	(10/2)	W	24-17
2000	(10/29)	W	24-19
*2001	(11/25)	W	19-7
2001	(1/6/02)	L	18-21
2002	(11/24)	L	32-39

Seahawks home site: Kingdome 1976-99;

Husky Stadium 1994, 2000-2001;
Seahawks Stadium 2002-present.



TAMPA BAY BUCCANEERS
(5-3-0)

1976	(10/31)	W	28-19
*1978	(10/8)	L	13-30
1979	(12/16)	L	0-3
*1981	(9/13)	W	19-10
*1984	(10/28)	W	24-20
*1986	(10/26)	W	27-20
1993	(9/5)	W	27-3
1999	(11/14)	L	10-17

Buccaneers home sites:

Houlihan's Stadium 1976-97;
known as Tampa Stadium 1976-95.
Raymond James Stadium 1998-present.



TENNESSEE TITANS
(26-18-0)

Franchise located in Houston prior to 1997.

Known as the Oilers prior to 1999.

1960	(10/16)	L	10-20
*1960	(12/4)	W	24-0
*1961	(10/1)	W	26-21
1961	(10/22)	L	7-38
1962	(10/28)	W	31-7
*1962	(11/4)	L	6-14
g1962	(12/23)	W	20-17(2 OT)
*1963	(10/6)	W	28-7
1963	(10/27)	L	7-28
*1964	(10/4)	W	28-7
1964	(11/22)	W	28-19
1965	(10/24)	L	36-38
*1965	(11/28)	W	52-21
*1966	(10/30)	W	48-23

HISTORY

1967	(9/9)	W	25-20	
*1967	(10/22)	L	19-24	
1968	(9/9)	W	26-21	
*1968	(11/28)	W	24-10	
*1969	(10/12)	W	24-0	
*1970	(11/8)	W	24-9	
1971	(9/26)	W	20-16	
*1973	(11/18)	W	38-14	
1974	(9/29)	W	17-7	
*1975	(11/2)	L	13-17	
1977	(11/27)	L	20-34	
*1978	(9/10)	L	17-20	
1979	(9/16)	L	6-20	
*1980	(10/12)	W	21-20	
*1981	(11/15)	W	23-10	
1983	(10/23)	W	13-10	(OT)
*1984	(11/11)	L	16-17	
1985	(11/3)	L	20-23	
*1986	(9/21)	W	27-13	
1988	(10/9)	L	6-7	
*1989	(11/26)	W	34-0	
*1990	(12/16)	L	10-27	
1991	(9/16)	L	7-17	
1992	(9/20)	L	20-23	(OT)
1993	(9/12)	L	0-30	

h1993	(1/16/94)	W	28-20
*1994	(12/18)	W	31-9
*1995	(11/19)	W	20-13
1996	(9/1)	W	20-19
2000	(9/10)	L	14-17 (OT)

Titans home sites: Jeppesen Stadium 1960-64;
Rice Stadium 1965-67; Astrodome 1968-96;
Liberty Bowl, Memphis, TN 1997;
Vanderbilt Stadium, Nashville, TN 1998;
The Coliseum, Nashville, TN 1999-present,
known as Adelphia Coliseum 1999-2001.



WASHINGTON REDSKINS (5-1-0)

*1971	(10/24)	W	27-20
1976	(10/10)	W	33-30
1983	(9/18)	L	12-27
*1992	(11/15)	W	35-16
*1995	(11/5)	W	24-3
2001	(9/30)	W	45-13

Redskins home site: RFK Memorial Stadium
1970-96; FedEx Field 1997-present,
known as Jack Kent Cooke Stadium 1997-99.

CHIEFS VS. THE NFL KEY

- * Home Game (Cotton Bowl 1960-62; Municipal Stadium 1963-71; Arrowhead Stadium 1972-present)
- Playoff Games in Bold**
- a AFL Championship Game (Buffalo, NY)
- b AFC Divisional Playoff Game (Buffalo, NY)
- c AFC Championship Game (Buffalo, NY)
- d Replacement Game (Kansas City, MO)
- e Super Bowl I (Los Angeles, CA)
- f Milwaukee, WI
- g AFL Championship Game (Houston, TX)
- h AFC Divisional Playoff Game (Houston, TX)
- i AFL Divisional Playoff Game (Oakland, CA)
- j AFL Championship Game (Oakland, CA)

- k Replacement Game (Los Angeles, CA)
 - l AFC Wild Card Playoff Game (Kansas City, MO)
 - m AFL Divisional Playoff Game (Kansas City, MO)
 - n Replacement Game (Miami, FL)
 - o AFC Wild Card Playoff Game (Miami, FL)
 - p AFC Wild Card Playoff Game (Miami, FL)
 - q Super Bowl IV (New Orleans, LA)
 - r AFL Divisional Playoff Game (New York, NY)
 - s AFC Wild Card Playoff Game (East Rutherford, NJ)
 - t AFC Wild Card Playoff Game (Kansas City, MO)
 - u AFC Wild Card Playoff Game (San Diego, CA)
 - v AFC Divisional Playoff Game (Kansas City, MO)
 - w University of Denver Stadium (Denver, CO)
- NOTE:** Home sites are listed only after the AFL-NFL merger in 1970.

CHIEFS VS. THE NFL - ALL GAMES

	Preseason	Regular Season	Playoffs	Total	Overall Win Pct.
Arizona	13-8-1	6-2-1	0-0	19-10-2	(.645)
Atlanta	4-2-0	4-1-0	0-0	8-3-0	(.727)
Baltimore	0-0-0	1-0-0	0-0	1-0-0	(1.000)
Buffalo	8-4-0	15-18-1	1-2	24-24-1	(.500)
Carolina	1-0-0	2-0-0	0-0	3-0-0	(1.000)
Chicago	6-2-0	3-5-0	0-0	9-7-0	(.563)
Cincinnati	6-0-0	11-9-0	0-0	17-9-0	(.607)
Cleveland	3-0-0	8-8-2	0-0	11-8-2	(.571)
Dallas	4-3-0	3-4-0	0-0	7-7-0	(.500)
Denver	8-1-0	48-38-0	0-1	56-40-0	(.583)
Detroit	4-7-0	6-3-0	0-0	10-10-0	(.500)
Green Bay	4-5-1	5-1-0	0-1	9-7-1	(.559)
Houston	1-0-0	0-0-0	0-0	1-0-0	(1.000)
Indianapolis	1-3-0	6-8-0	0-1	7-12-0	(.368)
Jacksonville	1-3-0	1-3-0	0-0	2-6-0	(.250)
Miami	1-1-1	11-10-0	0-3	12-14-1	(.463)
Minnesota	6-6-0	4-3-0	1-0	11-9-0	(.550)
New England	3-3-0	15-10-0	0-0	18-13-0	(.581)
New Orleans	3-4-0	4-3-0	0-0	7-7-0	(.500)
N.Y. Giants	1-1-0	2-8-0	0-0	3-9-0	(.250)
N.Y. Jets	5-2-0	15-14-1	1-1	21-17-0	(.553)
Oakland	7-1-0	41-42-2	2-1	50-44-2	(.531)
Philadelphia	1-0-0	2-2-0	0-0	3-2-0	(.600)
Pittsburgh	1-1-0	7-16-0	1-0	9-17-0	(.346)
St. Louis	3-9-0	4-4-0	0-0	7-13-0	(.350)
San Diego	2-5-0	45-39-1	0-1	47-45-1	(.511)
San Francisco	1-4-0	3-6-0	0-0	4-10-0	(.286)
Seattle	0-0-0	30-18-0	0-0	30-18-0	(.625)
Tampa Bay	1-3-0	5-3-0	0-0	6-6-0	(.500)
Tennessee	10-3-0	24-18-0	2-0	36-21-0	(.632)
Washington	4-2-0	5-1-0	0-0	9-3-0	(.750)

PLAYOFF HISTORY

PLAYOFF CAPSULE

NFL Championships	1 (1969)
AFL Championships	3 (1962, 1966, 1969)
AFC West Championships	4 (1971, 1993, 1995, 1997)
Total Playoff Games	19
All-Time Playoff Record	8-11
Years in Playoffs	13
Most Consecutive Playoff Appearances	6 (1990-95)

GAME-BY-GAME PLAYOFF RESULTS

DATE	OPPONENT	GAME	RESULT
12/23/62	Houston	'62 AFL Championship	W, 20-17 (OT)
1/1/67	Buffalo	'66 AFL Championship	W, 31-7
1/15/67	Green Bay	Super Bowl I	L, 35-10
12/22/68	Oakland	'68 AFL Divisional	L, 41-6
12/20/69	N.Y. Jets	'69 AFL Divisional	W, 13-6
1/4/70	Oakland	'69 AFL Championship	W, 17-7
1/11/70	Minnesota	Super Bowl IV	W, 23-7
12/25/71	Miami	'71 AFC Divisional	L, 27-24 (2 OT)
12/28/86	N.Y. Jets	'86 AFC Wild Card	L, 35-15
1/5/91	Miami	'90 AFC First Round	L, 17-16
12/28/91	L.A. Raiders	'91 AFC First Round	W, 10-6
1/5/92	Buffalo	'91 AFC Divisional	L, 37-14
1/2/93	San Diego	'92 AFC First Round	L, 17-0
1/8/94	Pittsburgh	'93 AFC First Round	W, 27-24 (OT)
1/16/94	Houston	'93 AFC Divisional	W, 28-20
1/23/94	Buffalo	'93 AFC Championship	L, 30-13
12/31/94	Miami	'94 AFC First Round	L, 27-17
1/7/96	Indianapolis	'95 AFC Divisional	L, 10-7
1/4/98	Denver	'97 AFC Divisional	L, 10-14

*The Chiefs franchise was located in Dallas and known as the Texans from 1960-62.

RECORD vs. ALL PLAYOFF OPPONENTS

TEAM	RECORD	LAST MEETING	RESULT
Buffalo	1-2	'93 AFC Championship	L, 30-13
Denver	0-1	'97 AFC Divisional	L, 10-14
Green Bay	0-1	Super Bowl I	L, 35-10
Houston	2-0	'93 AFC Divisional	W, 28-20
Indianapolis	0-1	'95 AFC Divisional	L, 10-7
Miami	0-3	'94 AFC First Round	L, 27-17
Minnesota	1-0	Super Bowl IV	W, 23-7
N.Y. Jets	1-1	'86 AFC Wild Card	L, 35-15
*Oakland	2-1	'91 AFC First Round	W, 10-6
Pittsburgh	1-0	'93 AFC First Round	W, 27-24 (OT)
San Diego	0-1	'92 AFC First Round	L, 17-0

*Franchise located in Los Angeles from 1982-94.

PLAYOFF GAME SUMMARIES

1962 AFL CHAMPIONSHIP GAME



Texans 20, Oilers 17 (2 OT)

December 23, 1962 • Jeppesen Stadium (37,981)

DALLAS	3	14	0	0	0	3	—	20
HOUSTON	0	0	7	10	0	0	—	17



A contest that moved the infant American Football League into the national consciousness proved to be the first of three AFL titles for Hank Stram's charges as the Dallas Texans claimed a 20-17 double-overtime victory over the Houston Oilers. The game still ranks as the second-longest pro contest ever played, coming in at a lengthy 77:54, but is best remembered for RB Abner Haynes' choice to "kick to the clock" at the beginning of the initial overtime session.

Following second-place finishes in each of the league's first two seasons, the Texans ran away with the AFL West title in '62. Dallas (11-3) was then matched in this title bout with Houston (11-3), which had won the first two AFL titles in '60 and '61 over the Chargers.

The Texans grabbed the game's first break when LB E.J. Holub picked off QB/K George Blanda at the goal line and returned the ball 43 yards, sparking a drive that resulted in a 16-yard FG by K Tommy Brooker. Blanda would miss a 47-yard kick on the Oilers next possession and Haynes scored on a 28-yard pass from QB Len Dawson. An INT by CB Dave Grayson would set up Haynes' second TD of the half, this time on a two-yard run to give the Texans a 17-0 halftime advantage.

But the momentum quickly shifted to the Oilers in the second half. George Blanda — then a "young" 35 years old — passed 15 yards to TE Willard Dewveall for a touchdown and kicked a 31-yard field goal before RB Charley Tolar burst over from the one to tie the game at 17-17 in the fourth quarter. Houston had a shot to win the game late in regulation, but LB Sherrill Headrick blocked a 42-yard Blanda field goal to leave the score deadlocked.

The two teams then went into the first sudden death overtime in AFL annals. The Texans won the toss and Stram elected to kick off, maintaining his defense could hold the Oilers long enough for Dawson to get the ball in good field position. Herein came the famous "kick-to-the-clock" episode in which Texans captain Haynes inadvertently elected for his team to kick into the wind instead of having it as the consolation for not receiving the football.

Neither club mounted a serious challenge in the early stages of overtime, but as the fifth quarter was drawing to a close, DE Bill Hull intercepted a Blanda pass and returned it to midfield. Dawson passed to RB Jack Spikes for 10 yards. Spikes — the game's Most Valuable Player — then ran for 19 yards and the Texans were in field goal range.

At the 2:54 mark of the sixth quarter, Brooker kicked a 25-yard field goal to give the Texans a 20-17 victory and the American Football League championship. The game lasted 77 minutes and 54 seconds and would be the longest in pro football history until the Chiefs and Dolphins played over 82 minutes nearly a decade later in '71.

- TEXANS** — Brooker, 16-yard FG.
- TEXANS** — Haynes, 28-yard pass from Dawson (Brooker kick).
- TEXANS** — Haynes, 2-yard run (Brooker kick).
- OILERS** — Dewveall, 15-yard pass from Blanda (Blanda kick).
- OILERS** — Blanda, 31-yard FG.
- OILERS** — Tolar, 1-yard run (Blanda kick).
- TEXANS** — Brooker, 25-yard FG.

Team Statistics	Oilers	Chiefs
First Downs	21	19
Total Net Yards	359	237
Rushes/Net Yards	30/98	54/199
Net Passing	261	38
Pass Attempts/Completions	46/23	14/9
Had Intercepted	5	0
Sacked/Yards Lost	0/0	6/50
Punts/Average	3/39.3	8/31.2
Penalties/Yards	6/50	6/42
Fumbles/Lost	0/0	2/1

RUSHING

- TEXANS** — Spikes 11-77; McClinton 24-70; Haynes 14-26, 1 TD; Dawson 5-26.
- OILERS** — Tolar 15-78, 1 TD; Cannon 11-37; Smith 2-3.

RECEIVING

- TEXANS** — Haynes 3-45, 1 TD; Spikes 2-24; Arbanas 2-21; McClinton 1-4; Bishop 1-(-6).
- OILERS** — Dewveall 6-59, 1 TD; Cannon 6-54; McLeod 5-70; Hennigan 3-37; Tolar 1-8; Smith 1-6; Jamison 1-(-9).

PASSING

- TEXANS** — Dawson 9-14-88, 1 TD, 0 INTs.
- OILERS** — Blanda 23-46-261, 1 TD, 5 INTs.

INTERCEPTIONS

- TEXANS** — Robinson 2-50; Holub 1-43; Grayson 1-20; Hull 1-23.
- OILERS** — None.

FIELD GOALS

- TEXANS** — Brooker (16) 33WL (25).
- OILERS** — Blanda 47WL (31).



RB Abner Haynes opts to "kick to the clock" in a double-OT thriller at Houston.

1966 AFL CHAMPIONSHIP GAME

Chiefs 31, Bills 7

January 1, 1967 • War Memorial Stadium (42,080)



KANSAS CITY	7	10	0	14	—	31
BUFFALO	7	0	0	0	—	7



With a berth in Super Bowl I as the prize, the Chiefs visited ancient War Memorial Stadium for a New Year's Day clash with the defending AFL champion Buffalo Bills. Kansas City's defense had stifled opponents all season long and didn't disappoint in this contest, forcing four turnovers, while limiting Buffalo to just nine first downs and 40 rushing yards as the Chiefs rolled to a 31-7 victory and their second AFL title.

The game, played in frigid, sub-freezing temperatures, produced its first break on the opening kickoff when P Jerrel Wilson recovered a fumble by DE Dudley Meredith on the Buffalo 31-yard line. Three plays later, QB Len Dawson found TE Fred Arbanas for a 29-yard touchdown, giving Kansas City a 7-0 lead.

After the two teams exchanged punts, Buffalo tied the game in the opening period when All-Star QB Jack Kemp hit WR Elbert Dubenion on a 69-yard pass play to tie the score at 7-7. Few thought it would be the Bills last score of the day, but Kansas City would eventually outscore Buffalo 24-0 in the final three quarters.

While the Chiefs defense clamped down on the Bills, Dawson led the Kansas City offense to 10 second-quarter points. A 28-yard punt return by RB Mike Garrett set the Chiefs up at the Buffalo 45-yard line and six plays later the KC signal-caller found WR Otis Taylor for a 29-yard touchdown pass.

The game's decisive play then came just before halftime. Kemp had marched the Bills to the Chiefs eight-yard line, but was picked off at the goal line by S Johnny Robinson, who raced 72 yards with the interception before being brought down at the Buffalo 28-yard line. K Mike Mercer then hit a 32-yard FG with 0:03 left in the half to give the Chiefs a 17-7 lead at the intermission.

The third quarter proved to be a defensive tussle as the two teams each exchanged a pair of punts. Kansas City would get to the Buffalo 42-yard line late in the period, but a 49-yard kick by Mercer fell short leaving the score at 17-7 with 15 minutes remaining.

Kansas City then broke the game wide open as Garrett applied the coup de grace for the Chiefs, scoring on runs of one and 18 yards to make the count 31-7. A 47-yard Dawson pass to E Chris Burford set up Garrett's first TD which came on fourth-and-goal. Buffalo fumbled on its next offensive snap and S Bobby Hunt fell on the loose ball at the Bills 21. Three plays later Garrett started left and then reversed his field to get into the end zone for a second time.

Kemp couldn't move the Bills on their next possession and was picked off by CB Emmitt Thomas on Buffalo's final drive of the day as Kansas City won its second AFL title in four years and awaited the Green Bay Packers in Super Bowl I.

- CHIEFS** — Arbanas, 29-yard pass from Dawson (Mercer kick).
BILLS — Dubenion, 69-yard pass from Kemp (Lusteg kick).
CHIEFS — Taylor, 29-yard pass from Dawson (Mercer kick).
CHIEFS — Mercer, 32-yard FG.
CHIEFS — Garrett, 1-yard run (Mercer kick).
CHIEFS — Garrett, 18-yard run (Mercer kick).

Team Statistics	Bills	Chiefs
First Downs	9	14
Total Net Yards	255	277
Rushes/Net Yards	13/40	33/113
Net Passing	215	164
Pass Attempts/Completions	27/12	24/16
Had Intercepted	2	0
Times Sacked/Yards Lost	4/38	7/63
Punts/Average	8/39.3	6/42.3
Penalties/Yards	3/23	4/40
Fumbles/Lost	3/2	1/0

RUSHING

- CHIEFS** — Garrett 13-39, 2 TDs; McClinton 11-38; Dawson, 5-28; Coan 2-6; G. Thomas 2-2.
BILLS — Carlton 9-31; Burnett 3-6; Kemp 1-3.

RECEIVING

- CHIEFS** — Taylor 5-78, 1 TD; Burford 4-76; Garrett 4-16; Arbanas 2-44, 1 TD; McClinton 1-13.
BILLS — Burnett 6-127; Dubenion 2-79, 1 TD; Bass 2-26; Crockett 1-16; Carlton 1-5.

PASSING

- CHIEFS** — Dawson 16-24-227, 2 TDs, 0 INTs.
BILLS — Kemp 12-27-253, 1 TD, 2 INTs.

INTERCEPTIONS

- CHIEFS** — Robinson 1-72; E. Thomas 1-26.
BILLS — None.

FIELD GOALS

- CHIEFS** — Mercer (32) 49S.
BILLS — None.



RB Mike Garrett's two TDs helped propel Kansas City to an AFL title and a berth in Super Bowl I.

HISTORY

SUPER BOWL I

Packers 35, Chiefs 10

January 15, 1967 • Los Angeles Memorial Coliseum (63,036)



KANSAS CITY	0	10	0	0	—	10
GREEN BAY	7	7	14	7	—	35



Representing themselves and the American Football League in the first championship match with the National Football League, the Chiefs played well for one half before bowing to the supremacy of the Green Bay Packers. Vince Lombardi's Packers — one of the great pro football teams of all time — won Super Bowl I by a 35-10 score. The Packers held a slim 14-10 advantage at the half before the game turned on one play in the third quarter.

Green Bay opened the scoring on its second possession when the game's Most Valuable Player, QB Bart Starr, passed 37 yards to TE Max McGee, who made a remarkable one-handed catch for a touchdown. McGee, who had caught just four passes during the regular season, became an unlikely hero for the Packers after starter Boyd Dowler was injured on the game's opening series. McGee finished the game with seven catches for 138 yards and two TDs.

Behind QB Len Dawson, the Chiefs marched into Green Bay territory on their next drive, but K Mike Mercer misfired on a 40-yard FG to leave the score 7-0 after one quarter. However, Kansas City would tie the game on its next possession after a 31-yard completion to WR Otis Taylor set up a seven-yard scoring pass to RB Curtis McClinton.

Green Bay would go right back on top when RB Jim Taylor scored from 14 yards out on the Packers vaunted sweep. KC's next drive featured a 27-yard completion to E Chris Burford and culminated with a 31-yard Mercer FG as the Chiefs closed the gap to 14-10.

The Chiefs momentum carried over to the third quarter as Kansas City moved to a first down on its initial possession. But then the game's key play — one that doomed the underdog Chiefs — unfolded when S Willie Wood intercepted a Dawson pass intended for TE Fred Arbanas at midfield. Wood returned it all the way to the Chiefs five-yard line, where RB Elijah Pitts ran for the first of his two touchdowns as Green Bay would establish a 21-10 lead.

The Packers defense forced Kansas City to punt on its next two possessions, setting up another Starr-to-McGee touchdown pass. That duo would connect on completions of 11 and 16 yards on a 10-play, 56-yard drive before McGee hauled in a 13-yard score to up the Packer advantage to 28-10.

Kansas City dodged a scoring threat when CB Willie Mitchell picked off a Starr pass at the Chiefs 11-yard line in the fourth quarter, but it would be Green Bay's only miscue of the day. The Packers defense would stifle the AFL Champions for the remainder of the game as the Chiefs crossed midfield just once in the fourth quarter.

A 37-yard pass to McGee would set up the Packers final score, a one-yard Pitts TD run. That score put the finishing touch on a 35-10 victory as Green Bay claimed the first of two straight Super Bowl titles, while Kansas City would have to wait until Super Bowl IV for redemption.

PACKERS — McGee, 37-yard pass from Starr (Chandler kick).

CHIEFS — McClinton, 7-yard pass from Dawson (Mercer kick).

PACKERS — Taylor, 14-yard run (Chandler kick).

CHIEFS — Mercer, 31-yard FG.

PACKERS — Pitts, 5-yard run (Chandler kick).

PACKERS — McGee, 13-yard pass from Starr (Chandler kick).

PACKERS — Pitts, 1-yard run (Chandler kick).

Team Statistics	Packers	Chiefs
First Downs	21	17
Total Net Yards	358	239
Rushes/Net Yards	33/130	19/72
Net Passing	228	167
Pass Attempts/Completions	24/16	32/17
Had Intercepted	1	1
Sacked/Yards Lost	3/22	6/61
Punts/Average	4/43.3	7/45.3
Penalties/Yards	4/40	4/26
Fumbles/Lost	1/0	1/0

RUSHING

CHIEFS — Dawson 3-24; Garrett 6-17; McClinton 6-16; Beathard 1-14; Coan 3-1.

PACKERS — Taylor 16-53, 1 TD; Pitts 11-45, 2 TDs; Anderson 4-30; Grabowski 2-2.

RECEIVING

CHIEFS — Burford 4-67; Taylor 4-57; Garrett 3-28; McClinton 2-34, 1 TD; Arbanas 2-30; Carolan 1-7; Coan 1-5.

PACKERS — McGee 7-138, 2 TDs; Dale 4-59; Fleming 2-22; Pitts 2-32.

PASSING

CHIEFS — Dawson 16-27-211, 1 TD, 1 INT; Beathard 1-5-17, 0 TDs, 0 INTs.

PACKERS — Starr 16-23-250, 2 TDs, 1 INT; Bratkowski 0-1-0, 0 TDs, 0 INTs.

INTERCEPTIONS

CHIEFS — Mitchell 1-0.

PACKERS — Wood 1-50.

FIELD GOALS

CHIEFS — Mercer 40WR (31).

PACKERS — None.



DT Buck Buchanan levels a hit on QB Bart Starr, who earned MVP honors in Super Bowl I.

1968 AFL DIVISIONAL PLAYOFF GAME

Raiders 41, Chiefs 6



December 22, 1968 • Oakland-Alameda County Coliseum (54,444)

KANSAS CITY	0	6	0	0	—	6
OAKLAND	21	7	0	13	—	41



Oakland jumped out to an early 21-0 lead and picked off QB Len Dawson four times, posting a convincing 41-6 victory in the initial postseason meeting between the Chiefs and Raiders. The two teams had both finished 12-2 and split a pair of regular season contests, setting up this playoff meeting for the right to face the N.Y. Jets in the AFL Championship Game.

The Chiefs defense had allowed a franchise-record 170 points during the regular season, but QB Daryle Lamonica and WR Fred Biletnikoff made play after play against Kansas City. Lamonica finished the day with 345 passing yards and five TD passes, the highest postseason totals ever amassed against Kansas City. Biletnikoff also had a record-setting day, registering 180 receiving yards and three scores, the best individual receiving day produced versus the Chiefs in the playoffs.

The Lamonica-Biletnikoff connection clicked early and often, accounting for three plays and 60 yards on Oakland's opening possession, including a 24-yard TD pass to put the Raiders ahead 7-0.

With the Chiefs backed up at their own two-yard line, P Jerrel Wilson's punt would go off the side of his foot, giving the Raiders the ball at the Kansas City 25-yard line. Three plays later, a 23-yard scoring grab by WR Warren Wells made the score 14-0. The two teams would exchange punts before Lamonica lofted a 44-yard aerial to Biletnikoff to make the score 21-0 at the end of the first quarter.

Kansas City's offense showed some life to open the second quarter. Dawson hit WR Otis Taylor for a 55-yard gain to put the Chiefs in scoring position, but KC could not crack the end zone on three tries from inside the five-yard line as the club would settle for a 10-yard K Jan Stenerud FG to make the count 21-3.

Two possessions later, the Chiefs got excellent field position at the Oakland 38. A 31-yard pass to WR Ron Pitts moved KC to the seven-yard line, but again the offense couldn't cross the goal line, resulting in an eight-yard Stenerud FG. The Raiders responded with a 54-yard Lamonica-to-Biletnikoff scoring strike to close the first half, giving Oakland a commanding 28-6 advantage.

The Chiefs defense forced a punt on Oakland's first drive of the second half and then held the Raiders out of the end zone on fourth-and-goal from the one on their next possession to keep the contest within reach. But KC's offense couldn't put points on the board despite getting deep into Oakland territory twice as a missed 37-yard FG and an interception halted those drives.

The Raiders slammed the door shut in the fourth quarter as Wells caught his second TD of the day and K George Blanda tacked on a pair of FGs to up the Oakland lead to 41-6. Dawson was unable to rally the Chiefs as each of the club's final three possessions ended with interceptions and Oakland advanced to its second straight AFL Championship Game.

- RAIDERS** — Biletnikoff, 24-yard pass from Lamonica (Blanda kick).
- RAIDERS** — Wells, 23-yard pass from Lamonica (Blanda kick).
- RAIDERS** — Biletnikoff, 44-yard pass from Lamonica (Blanda kick).
- CHIEFS** — Stenerud, 10-yard FG.
- CHIEFS** — Stenerud, 8-yard FG.
- RAIDERS** — Biletnikoff, 54-yard pass from Lamonica (Blanda kick).
- RAIDERS** — Wells, 35-yard pass from Lamonica (Blanda kick).
- RAIDERS** — Blanda, 41-yard FG.
- RAIDERS** — Blanda, 40-yard FG.

Team Statistics	Raiders	Chiefs
First Downs	22	13
Total Net Yards	454	312
Rushes/Net Yards	30/118	24/70
Net Passing	336	242
Pass Attempts/Completions	39/19	36/17
Had Intercepted	0	4
Sacked/Yards Lost	1/11	1/11
Punts/Average	5/45.4	6/50.3
Penalties/Yards	1/5	4/49
Fumbles/Lost	1/0	2/0

RUSHING

- CHIEFS** — Holmes 13-46; Hayes 3-10; Dawson 2-9; Garrett 6-5.
- RAIDERS** — Smith 13-74; Banaszak 3-19; Dixon 10-13; Hagberg 4-12.

RECEIVING

- CHIEFS** — Pitts 5-56; Taylor 4-117; Garrett 4-31; Richardson 3-57; Holmes 1-(-8).
- RAIDERS** — Biletnikoff 7-180, 3 TDs; Smith 5-25; Wells 4-93, 2 TD; Cannon 2-15; Dixon 1-7.

PASSING

- CHIEFS** — Dawson 17-36-253, 0 TDs, 4 INTs.
- RAIDERS** — Lamonica 19-39-345, 5 TDs, 0 INTs.

INTERCEPTIONS

- CHIEFS** — None.
- RAIDERS** — Hopkins 1-7; Wilson 1-14; Conners 1-5; Brown 1-0.

FIELD GOALS

- CHIEFS** — Stenerud (10) (8) 39S.
- RAIDERS** — Blanda (41) (40).



LB Willie Lanier (63), DT Buck Buchanan (86) and LB Jim Lynch (51) corral RB Roger Hagberg.

1969 AFL DIVISIONAL PLAYOFF GAME

Chiefs 13, Jets 6

December 20, 1969 • Shea Stadium (62,977)



KANSAS CITY	0	3	3	7	—	13
NEW YORK	3	0	0	3	—	6



Kansas City had throttled the Jets in the regular season, but getting a playoff victory against the reigning World Champions would prove much more difficult. The Chiefs defense would rise up for a monumental goal line stand, while the offense would get into the end zone when it mattered most as Kansas City claimed a 13-6 victory.

New York was led by QB Joe Namath, but throwing the ball accurately in the swirling winds of Shea Stadium would prove difficult for the charismatic MVP of Super Bowl III. The Jets passer connected on just 14 of 40 attempts for 164 yards and was picked off three times.

New York got on the board first with a 27-yard K Jim Turner field goal to go up 3-0. QB Len Dawson then started KC's next drive with a 13-yard pass to WR Otis Taylor, a 12-yard connection to TE Fred Arbanas and a 17-yard screen to RB Wendell Hayes. After missing a 47-yard FG on KC's first drive, this time K Jan Stenerud connected on a 23-yard FG to knot the score at 3-3.

Neither club could muster much offense for the remainder of the first half. Stenerud would misfire on a 44-yard kick on KC's only other legitimate scoring shot, leaving the score deadlocked at intermission.

Kansas City's defense would turn up the pressure in the third quarter. CB Emmitt Thomas would register the Chiefs first INT of the day, setting up a 47-yard FG attempt that sailed wide left in the blustery conditions. New York's next possession would be terminated by the first of two interceptions on the day by CB Jim Marsalis. After the Jets were penalized for running into P Jerrel Wilson, a 27-yard pass to Arbanas put KC in New York territory. A 25-yard Stenerud FG then gave the Chiefs a slim, 6-3 advantage.

Namath responded by moving the Jets into scoring position early in the fourth quarter. A pass interference call in the end zone would give the home squad first-and-goal at the one, setting the stage for the biggest goal-line stand in Chiefs history.

RB Matt Snell gained half a yard off right tackle on first down before S Johnny Robinson arrived on the scene, while RB Bill Mathis was stuffed for no gain by LB Willie Lanier on second down. Namath attempted a bootleg on third down, but was hit by LB Jim Lynch and threw the ball away, forcing the Jets to settle for a seven-yard Turner field goal to tie the contest at 6-6.

Dawson and the Chiefs would immediately strike back. A 61-yard bomb to Taylor would set up the game's only TD. WR Gloster Richardson made the biggest grab of his career, hauling in a 19-yard scoring strike from Dawson on the next play. Marsalis would then record his second INT of Namath on the Jets final possession to ensure a tightly-contested 13-6 playoff win, sending Kansas City to the AFL's final title game at Oakland.

- JETS — J. Turner, 28-yard FG.
- CHIEFS — Stenerud, 23-yard FG.
- CHIEFS — Stenerud, 25-yard FG.
- JETS — J. Turner, 7-yard FG.
- CHIEFS — Richardson, 19-yard pass from Dawson (Stenerud kick).

Team Statistics	Jets	Chiefs
First Downs	19	14
Total Net Yards	235	276
Rushes/Net Yards	22/87	30/99
Net Passing	148	177
Pass Attempts/Completions	40/14	27/12
Had Intercepted	3	0
Sacked/Yards Lost	2/16	2/24
Punts/Average	5/37.2	6/33.5
Penalties/Yards	3/15	5/63
Fumbles/Lost	1/1	0/0

RUSHING

- CHIEFS — Garrett 18-67; Hayes 10-32; McVea 1-0; Holmes 1-0.
- JETS — Snell 12-61; Boozer 3-14; Mathis 6-11; Namath 1-1.

RECEIVING

- CHIEFS — Hayes 5-46; Taylor 2-74; Arbanas 2-39; Holmes 1-29; Richardson 1-19, 1 TD; Pitts 1-(-6).
- JETS — Sauer 5-61; Lammons 3-37; B. Turner 2-25; Maynard 1-18; Boozer 1-10; Snell 1-9; Mathis 1-4.

PASSING

- CHIEFS — Dawson 12-27-201, 1 TD, 0 INTs.
- JETS — Namath 14-40-164, 0 TDs, 3 INTs.

INTERCEPTIONS

- CHIEFS — Marsalis 2-42; Thomas 1-0.
- JETS — None.

FIELD GOALS

- CHIEFS — Stenerud 47S (23) 44WR 47WL (25).
- JETS — Turner (28) (7).



LB Willie Lanier (63) and S Johnny Robinson (42) spearhead a pivotal goal-line stand.

1969 AFL CHAMPIONSHIP GAME

Chiefs 17, Raiders 7

January 4, 1970 • Oakland-Alameda County Coliseum (54,444)



KANSAS CITY	0	7	7	3	—	17
OAKLAND	7	0	0	0	—	7



On the day the American Football League played the final game of its 10-year history, the Kansas City Chiefs became the AFL's only three-time champion. The Chiefs, through a curious playoff system, played Oakland for the league's last title. The Raiders had won the AFL West and owned a pair of regular season wins over the Chiefs, including a slim 10-6 victory in the regular season finale.

The Raiders, who arrived at the Oakland-Alameda County Coliseum already packed for a potential trip to Super Bowl IV, suffered the indignity of carrying those suitcases out of the stadium past the Chiefs busses after a 17-7 defeat.

The two clubs managed one first-half touchdown apiece with Oakland's coming on a three-yard run by RB Charlie Smith. Kansas City responded with a one-yard plunge by RB Wendell Hayes after QB Len Dawson had hit on passes of 14 yards to WR Otis Taylor and 41 yards to WR Frank Pitts.

In the third quarter, QB/K George Blanda was wide right on field goals of 39 and 40 yards, attempts that would have moved Oakland in front. Midway through the period, Kansas City began its second TD drive from its own six-yard line. A potential disaster was averted when the Chiefs fell on a fumble at their own two-yard line. On the next play, Dawson and Taylor pulled Kansas City out of the hole with a 35-yard pass play. FB Robert Holmes added 23 more on a flare pass, while a 25-yard pass interference call gave the Chiefs first-and-goal at the three. Holmes plowed in for the go-ahead TD from five yards out on third down, giving the Chiefs a 14-7 advantage.

The game then became a defensive struggle, which played right into Kansas City's hand. Led by defensive charges from the entire front four of DEs Aaron Brown and Jerry Mays and DTs Buck Buchanan and Curley Culp, the Chiefs continually harassed Raiders QB Daryle Lamonica, forcing a trifecta of fourth-quarter interceptions.

K Jan Stenerud came up short on a 52-yard FG to begin the final game, which would be marked by a myriad of turnovers. S Jim Kearney registered KC's first INT of Lamonica at the Chiefs 18-yard line. Two plays later a Chiefs fumble would put the ball back in the hands of the "Mad Bomber," who was subsequently picked off by CB Jim Marsalis on Oakland's next snap.

Inexplicably, Kansas City would fumble again two plays later, setting Lamonica up deep in Chiefs territory. But three snaps later CB Emmitt Thomas recorded his second pickoff of the day, ending a third straight Oakland possession with an INT. Thomas returned the ball 62 yards to the Oakland 18-yard line, setting up a 22-yard field goal that provided a 17-7 lead with 4:48 remaining.

Kansas City would actually fumble one more time, but the Silver and Black could not capitalize as the victorious Chiefs would return home to pack bags of their own for New Orleans and Super Bowl IV.

- RAIDERS** — Smith, 3-yard run (Blanda kick).
CHIEFS — Hayes, 1-yard run (Stenerud kick).
CHIEFS — Holmes, 5-yard run (Stenerud kick).
CHIEFS — Stenerud, 22-yard FG.

Team Statistics	Raiders	Chiefs
First Downs	18	13
Total Net Yards	233	207
Rushes/Net Yards	28/79	39/86
Net Passing	154	121
Pass Attempts/Completions	45/17	17/7
Had Intercepted	4	0
Sacked/Yards Lost	4/37	1/8
Punts/Average	6/48.5	8/42.8
Penalties/Yards	5/45	5/43
Fumbles/Lost	1/0	5/4

RUSHING

- CHIEFS** — Hayes 8-35, 1 TD; Garrett 7-19; Holmes 18-14, 1 TD; McVea 3-13; Dawson 3-5.
RAIDERS — Dixon 12-36; Smith 12-31, 1 TD; Banaszak 2-8; Todd 2-4.

RECEIVING

- CHIEFS** — Taylor 3-62; Holmes 2-16; Pitts 1-41; Arbanas 1-10.
RAIDERS — Smith 8-86; Sherman 3-45; Cannon 2-22; Banaszak 2-13; Wells 1-24; Dixon 1-1.

PASSING

- CHIEFS** — Dawson 7-17-129, 0 TDs, 0 INTs.
RAIDERS — Lamonica 15-39-167, 0 TDs, 3 INTs; Blanda 2-6-24, 0 TDs, 1 INT.

INTERCEPTIONS

- CHIEFS** — Thomas 2-69; Marsalis 1-23; Kearney 1-17.
RAIDERS — None.

SACKS

- CHIEFS** — Brown 3.0; Culp 1.0.
RAIDERS — Davidson 1.0.

FIELD GOALS

- CHIEFS** — Stenerud 52S (22).
RAIDERS — Blanda 52S 39WR 40WR.



Hank Stram celebrates a third AFL crown as the Chiefs win the league's final contest.

SUPER BOWL IV

Chiefs 23, Vikings 7

January 11, 1970 • Tulane Superdome (80,562)



MINNESOTA	0	0	7	0	—	7
KANSAS CITY	3	13	7	0	—	23



Kansas City's finest sports hour concluded at 5:20 in the afternoon of Sunday, January 11, 1970, when the Chiefs defeated the Minnesota Vikings, 23-7, for the World Championship of pro football.

The Chiefs, who finished 11-3 on the season and defeated the N.Y. Jets and Oakland Raiders in the playoffs, closed out their first decade as the winningest team in the American Football League, which, with Super Bowl IV, came to an end. Beginning in 1970, the two leagues merged, with the AFL becoming the American Football Conference of the NFL.

Minnesota, a prohibitive favorite, was 12-2 during the regular season and at one point had won 12 games in succession behind a fearsome defense that had allowed an average of just 9.5 points per game. But behind QB Len Dawson — who would earn the game's Most Valuable Player Award — the Chiefs would amass more than enough offense to carry the day.

The Chiefs took an early lead when K Jan Stenerud booted a 48-yard first quarter field goal, a kick that remains as the longest field goal in Chiefs postseason history. He would later follow with field goals of 32 and 25 yards to give Kansas City a 9-0 lead.

Kansas City received the first break in the game when Vikings S Charlie West fumbled a kickoff and G Remi Prudhomme recovered at the Minnesota 19-yard line. After an eight-yard loss, Dawson handed off to RB Wendell Hayes, who rambled for 13 yards up the middle on a draw play. A 10-yard pass to WR Otis Taylor gave the Chiefs a first down at the four. Three plays later, RB Mike Garrett burst off-tackle for a five-yard touchdown, giving Kansas City a 16-0 halftime lead and stunning the Vikings and a nationwide television audience.

Minnesota mounted a mild third-quarter comeback when RB Dave Osborn scored from four yards out to cut the margin to 16-7. But any hopes the Vikings had of getting closer were dashed by Taylor, who lived up to his big-play reputation repeatedly through that season. Dawson hit the Chiefs wideout on a short hitch pattern, and when CB Earsell Mackbee missed the initial tackle, Taylor was loose down the right sideline, high-stepping his way to a 46-yard TD to give the Chiefs a 23-7 lead after three quarters.

As was so often the case in 1969, the defense came to the fore. Minnesota had the ball three times in the final period and, as in the Oakland game the previous week, the Chiefs snuffed out all three chances with interceptions. LB Willie Lanier picked off a QB Joe Kapp pass to halt a rally at the Chiefs 34-yard line. Later on, S Johnny Robinson, playing with what turned out to be three broken ribs, grabbed another errant Kapp throw. In the game's closing minutes, CB Emmitt Thomas intercepted his fourth pass of the playoffs. The Chiefs then ran out the clock to capture the AFL's second consecutive Super Bowl triumph.

- CHIEFS** — Stenerud, 48-yard FG.
- CHIEFS** — Stenerud, 32-yard FG.
- CHIEFS** — Stenerud, 25-yard FG.
- CHIEFS** — Garrett, 5-yard run (Stenerud kick).
- VIKINGS** — Osborn, 4-yard run (Cox kick).
- CHIEFS** — Taylor, 46-yard pass from Dawson (Stenerud kick).

Team Statistics	Vikings	Chiefs
First Downs	13	18
Total Net Yards	239	273
Rushes/Net Yards	19/67	41/151
Net Passing	172	122
Pass Attempts/Completions	28/17	17/12
Had Intercepted	3	1
Sacked/Yards Lost	3/27	3/20
Punts/Average	3/37.0	4/48.5
Penalties/Yards	6/67	4/47
Fumbles/Lost	3/20	0/0

RUSHING

- CHIEFS** — Garrett 11-39, 1 TD; Pitts 3-37; Hayes 8-31; McVea 12-26; Dawson 3-11; Holmes 5-7.
- VIKINGS** — Brown 6-26; Reed 4-17; Osborn 7-15, 1 TD; Kapp 2-9.

RECEIVING

- CHIEFS** — Taylor 6-81, 1 TD; Pitts 3-33; Garrett 2-25; Hayes 1-13.
- VIKINGS** — Henderson 7-111; Brown 3-11; Beasler 2-41; Reed 2-16; Osborn 2-11; Washington 1-9.

PASSING

- CHIEFS** — Dawson 12-17-142, 1 TD, 1 INT; Livingston 0-0-0, 0 TDs, 0 INTs.
- VIKINGS** — Kapp 16-25-183, 0 TDs, 2 INTs; Cuozzo 1-3-16, 0 TDs, 1 INT.

INTERCEPTIONS

- CHIEFS** — Lanier 1-9; Robinson 1-9; Thomas 1-6.
- VIKINGS** — Krause 1-0.

SACKS

- CHIEFS** — Mays 1.0; Buchanan 1.0; Brown 1.0.
- VIKINGS** — Winston 1.0; Marshall 1.0; Eller 1.0.

FIELD GOALS

- CHIEFS** — Stenerud (48) (32) (25).
- VIKINGS** — Cox 56S.



WR Otis Taylor's 46-yard TD catch from Super Bowl IV MVP QB Len Dawson seals a 23-7 win.

1969 WORLD CHAMPIONS



The caption in the January 12th, 1970 edition of the Kansas City Times proclaimed: WHO SAID THERE ARE NO HEROES ANYMORE is the question asked by this downtown parade scene (far right photo) that included thousands of Kansas Citizens greeting the triumphant Chiefs with cheers and floating paper. Riding in an open convertible on a chilly day, Otis Taylor (left) and Gloster Richardson (right) were obviously warmed by their reception from jubilant fans on Tenth street east of Main. In the center photo, Hank Stram, Taylor, Jack Steadman, Len Dawson and Bill Grigsby jubilantly hoist the Lombardi Trophy for Chiefs fans to behold.



Front Row: Noland Smith, Jan Stenerud, Warren McVea, Mike Livingston, Tom Flores, Ed Podolak, Jacky Lee, Len Dawson, John Huarte, Emmitt Thomas.

Second Row: Goldie Sellers, Mike Garrett, Willie Mitchell, Bert Coan, Ceaser Belser, Frank Pitts, Head Coach Hank Stram, Paul Lowe, Gloster Richardson, Curtis McClinton, Richard Armstrong, Wendell Hayes, Jim Marsalis.

Third Row: Dr. Albert Miller, Johnny Robinson, Jerrel Wilson, Robert Holmes, Jim Kearney, Jim Lynch, E.J. Holub, Jack Rudnay, George Daney, Curley Culp, Willie Lanier, Bobby Yarborough - Equipment Manager.

Fourth Row: John Beake - Assistant Coach, Tommy O'Boyle - Assistant Coach, Remi Prudhomme, Bob Stein, Jerry McClurg, Ed Budde, Dave Hill, Gene Trosch, Jerry Mays, Mo Moorman, Jim Tyrer, Bobby Bell, Lloyd Wells - Scout, Wayne Rudy - Trainer.

Fifth Row: Tom Pratt - Assistant Coach, Bill Walsh - Assistant Coach, Jack Steadman - General Manager, Reg Carolan, Mickey McCarty, Ed Lothamer, Fred Arbanas, Chuck Hurston, Buck Buchanan, Aaron Brown, Morris Stroud, Otis Taylor, Pete Brewster - Assistant Coach, Tom Bettis - Assistant Coach, Bob Wachter - Ticket/Stadium Manager.

1971 AFC DIVISIONAL PLAYOFF GAME

Dolphins 27, Chiefs 24 (2 OT)

December 25, 1971 • Municipal Stadium (50,374)



MIAMI	0	10	7	7	0	3	—	27
KANSAS CITY	10	0	7	7	0	0	—	24



The longest game in NFL history signaled the end of a glorious era in Chiefs history as Kansas City and Miami dueled for 82:40 in a double-overtime epic on Christmas Day '71. The final game ever played at Municipal Stadium featured 11 future Hall of Fame players, Hall of Fame head coaches Hank Stram and Don Shula, as well as one of the greatest individual efforts in NFL postseason annals by RB Ed Podolak. But in the end it was the Dolphins who prevailed when K Garo Yepremian's 37-yard FG at 7:40 of the second OT gave Miami a 27-24 victory.

Widely regarded as the finest Chiefs team ever assembled — the '69 Super Bowl IV squad included — Kansas City took a 10-0 lead after the first quarter thanks to a 24-yard FG and a seven-yard TD catch by Podolak. But Miami countered with 10 unanswered points to leave the score deadlocked at halftime.

The unquestioned star of the contest was Podolak, who accounted for an NFL-playoff record 350 combined net yards (85 rushing yards, 110 receiving yards and 153 on kick returns). With the score knotted at 17-17 after three quarters, Podolak capped a 91-yard drive with a three-yard TD run to give the Chiefs a 24-17 lead with 6:46 left in regulation. However, a five-yard pass from QB Bob Griese to TE Marv Fleming put the count at 24-24 with 1:25 remaining in regulation.

Podolak almost ended the game on the ensuing kickoff, but Miami CB Curtis Johnson maintained his angle to make a touchdown-saving tackle at the 22-yard line. With 35 seconds left, K Jan Stenerud's would-be, game-winning 31-yard FG attempt sailed wide right. Miami could not move the ball on its final possession of regulation, sending the game to its first overtime session.

Kansas City won the toss and after taking a lateral from DT Buck Buchanan, Podolak returned the kickoff to the Chiefs 46-yard line. Four plays later, KC was at the Miami 35-yard line as Stenerud lined up for another attempt at a game-winning kick, this time from 42 yards out. But Stenerud's attempt was blocked by LB Nick Buoniconti, giving the Dolphins new life.

Both teams would exchange punts before a 52-yard FG attempt by Yepremian came up short. The first overtime session would come to a close when Dawson was intercepted by Miami S Jake Scott. The Dolphins took over at their own 46 to start overtime number two, but were smothered by Kansas City's fierce defense.

Miami's defense forced the Chiefs to punt, setting up Griese and the Dolphins for one final drive. RB Jim Csonka broke off a 29-yard run to move Miami into KC territory. Four plays later Yepremian ended the NFL's longest day with his 37-yard game-winner. The Dolphins would eventually advance to Super Bowl VI, while the Chiefs would have to wait 15 years before their next postseason appearance after falling in one of the most storied battles in pro football history.

- CHIEFS — Stenerud, 24-yard FG.
- CHIEFS — Podolak, 7-yard pass from Dawson (Stenerud kick).
- DOLPHINS — Csonka, 1-yard run (Yepremian kick).
- DOLPHINS — Yepremian, 14-yard FG.
- CHIEFS — Otis, 1-yard run (Stenerud kick).
- DOLPHINS — Kiick, 1-yard run (Yepremian kick).
- CHIEFS — Podolak, 3-yard run (Stenerud kick).
- DOLPHINS — Fleming, 5-yard pass from Griese (Yepremian kick).
- DOLPHINS — Yepremian, 37-yard FG.

Team Statistics	Dolphins	Chiefs
First Downs	22	23
Total Net Yards	407	451
Rushes/Net Yards	43/144	44/213
Net Passing	263	238
Pass Attempts/Completions	35/20	26/18
Had Intercepted	2	2
Sacked/Yards Lost	0/0	1/8
Punts/Average	6/40.0	2/51.0
Penalties/Yards	5/26	6/44
Fumbles/Lost	1/0	3/2

RUSHING

- CHIEFS — Hayes 22-100; Podolak 17-85, 1 TD; Wright 2-15; Otis 3-13, 1 TD.
- DOLPHINS — Csonka 24-86, 1 TD; Kiick 15-56, 1 TD; Griese 2-9; Warfield 2-(-7).

RECEIVING

- CHIEFS — Podolak 8-110, 1 TD; Wright 3-104; Taylor 3-12; Hayes 3-6; Frazier 1-14.
- DOLPHINS — Warfield 7-140; Twilley 5-58; Fleming 4-37, 1 TD; Kiick 3-24; Mandich 1-4.

PASSING

- CHIEFS — Dawson 18-26-246, 1 TD, 2 INTs; Podolak 0-0-0, 0 TDs, 0 INTs.
- DOLPHINS — Griese 20-35-263, 1 TD, 2 INTs.

INTERCEPTIONS

- CHIEFS — Lanier 1-17; Lynch 1-0.
- DOLPHINS — Johnson 1-0; Scott 1-13.

SACKS

- CHIEFS — None.
- DOLPHINS — Fernandez 0.5; Riley 0.5.

FIELD GOALS

- CHIEFS — Stenerud (24) 29WR 31WR 42B.
- DOLPHINS — Yepremian (14) 52WL.

NFL's LONGEST GAMES

The Chiefs/Texans have participated in the two longest games in NFL history, both double-overtime playoff contests.

Time	Result	Date
1. 82:40	Miami 27, KANSAS CITY 24	Dec. 25, 1971
2. 77:54	Dallas Texans 20, HOUSTON 17	Dec. 23, 1962
3. 77:02	CLEVELAND 23, N.Y. Jets 20	Jan. 3, 1987

1986 AFC WILD CARD PLAYOFF GAME

Jets 35, Chiefs 15

December 28, 1986 • Giants Stadium (69,307)



KANSAS CITY	6	0	0	9	— 15
NEW YORK	7	14	7	7	— 35



Kansas City finished the regular season with a 10-6 record to earn the club's first playoff berth in 15 years, but that adulation would be short-lived. After taking an early lead against the N.Y. Jets, three KC turnovers combined with 135 rushing yards and two scores from New York RB Freeman McNeil led to 28 unanswered points and a 35-15 Jets victory.

The Chiefs only offensive scoring drive of the day came on Kansas City's initial possession when QB Todd Blackledge led Kansas City to paydirt. A pass interference call in the end zone set the stage for a one-yard scoring plunge by RB Jeff Smith. But a missed PAT would begin a downward spiral for the Chiefs, who took a brief 6-0 lead.

Jets head coach Joe Walton then made the biggest call of the game on New York's next drive. Facing fourth-and-six at the Chiefs 33-yard line, Walton kept his offense on the field. QB Pat Ryan faked a pitch to McNeil and took the ball up the gut for a 24-yard gain. Two plays later, McNeil was in the end zone, giving the Jets a lead they would not relinquish.

Disaster would strike on Kansas City's next offensive snap when RB Larry Moriarity had the ball jarred loose after catching a swing pass. LB Kyle Clifton recovered for the Jets. Twelve plays later, a one-yard TD toss to McNeil put the Jets ahead 14-6.

After Kansas City failed to gain a first down on its next two possessions, a 30-yard pass to WR Al Toon put New York in Chiefs territory. Ryan then found Toon kneeling in the end zone for an 11-yard TD on third down to give the Jets a commanding 21-6 advantage with 0:59 left in the second quarter.

New York outgained the Chiefs 191 to 58 after 30 minutes and Kansas City's situation would go from bad to worse on the opening snap of the second half. Blackledge was intercepted by LB Kevin McArthur, who raced down the sideline for a 21-yard score, putting the Jets ahead 28-6 just 13 seconds into the third quarter.

Blackledge would guide the Chiefs to the Jets 15-yard line on KC's next possession, but the club's comeback hopes were effectively over when RB Boyce Green was stuffed on fourth-and-one in the third quarter.

Kansas City's special teams would account for the club's only touchdown of the second half as CB Albert Lewis blocked a Dave Jennings punt and recovered it in the end zone to close the gap to 28-13. A six-yard Ryan TD pass to TE Billy Griggs made it 35-13 before QB Bill Kenney replaced Blackledge in the fourth quarter. Kenney guided KC inside the Jets 10-yard line twice to no avail.

The Chiefs final points of the afternoon came when Jennings stepped out of the end zone for a self-imposed safety to make the final score 35-15 as Kansas City's hopes expired.

- CHIEFS** — J. Smith, 1-yard run (kick failed) (9-67).
- JETS** — McNeil, 1-yard run (Leahy kick) (13-75).
- JETS** — McNeil, 1-yard pass from Ryan (Leahy kick) (12-47).
- JETS** — Toon, 11-yard pass from Ryan (Leahy kick) (8-62).
- JETS** — McArthur, 21-yard interception return (Leahy kick).
- CHIEFS** — Lewis, blocked punt recovery in end zone (Lowery kick).
- JETS** — Griggs, 6-yard pass from Ryan (Leahy kick) (7-61).
- CHIEFS** — Safety, Jennings runs out of end zone.

Team Statistics	Jets	Chiefs
First Downs	19	15
Total Net Yards	306	241
Rushes/Net Yards	36/165	20/67
Net Passing	141	174
Pass Attempts/Completions	23/16	37/20
Had Intercepted	0	2
Sacked/Yards Lost	2/12	2/3
Punts/Average	4/29.0	3/41.3
Penalties/Yards	8/54	1/5
Fumbles/Lost	1/0	2/1

RUSHING

- CHIEFS** — Blackledge 4-33; Green 8-15; J. Smith 4-12, 1 TD; Moriarity 2-7; Heard 1-1; S. Paige 1(-1).
- JETS** — McNeil 31-135, 1 TD; Ryan 2-30; T. Paige 2-3; Jennings 1(-3).

RECEIVING

- CHIEFS** — Marshall 6-72; Green 5-7; Coffman 3-12; Carson 2-43; Smith 2-12; Moriarity 1-16; Heard 1-15.
- JETS** — Toon 4-48, 1 TD; Shuler 4-28; McNeil 3-16, 1 TD; Walker 2-45; Sohn 1-11; Griggs 1-6, 1 TD; Alexander 1(-1).

PASSING

- CHIEFS** — Blackledge 12-21-80, 0 TDs, 2 INTs; Kenney 8-16-97, 0 TDs, 0 INTs.
- JETS** — Ryan 16-23-153, 3 TDs, 0 INTs.

INTERCEPTIONS

- CHIEFS** — None.
- JETS** — McArthur 1-21, 1 TD; Carter 1-12.

SACKS

- CHIEFS** — Hackelt 1.0; Maas 1.0.
- JETS** — Lyons 1.0; Gastineau 1.0.

FIELD GOALS

- CHIEFS** — None.
- JETS** — None.

HISTORY

1990 AFC FIRST ROUND PLAYOFF GAME

Dolphins 17, Chiefs 16

January 5, 1991 • Joe Robbie Stadium (67,276)



KANSAS CITY 3	7	6	0	— 16
MIAMI 0	3	0	14	— 17



The Chiefs were in control for the majority of their first playoff game since '86, but could not answer a late comeback bid by QB Dan Marino as the Dolphins pulled out a 17-16 victory. Chiefs QB Steve DeBerg — who had guided KC to an 11-5 regular season record — had the club in scoring position, but a 52-yard FG attempt by K Nick Lowery fell just inches short with 0:56 remaining.

Had Kansas City fully capitalized on a number of scoring opportunities earlier in the game, the outcome may have been different. CB Charles Washington blocked a punt on Miami's first possession, setting the Chiefs up at the Dolphins 37-yard line. However, Kansas City would be forced to settle for a 27-yard FG. Miami would answer on its next possession as K Pete Stoyanovich nailed an NFL-postseason record 58-yard FG to even to count at 3-3.

However, Stoyanovich would come up short on a 57-yard attempt later in the second quarter, setting the Chiefs up with good field position. KC capitalized as DeBerg floated a 26-yard scoring aerial to WR Stephone Paige putting the Chiefs ahead 10-7 with 1:54 left in the half. Paige would finish the day with 142 receiving yards, the highest postseason total in team history. Meanwhile, DE Neil Smith — who had 1.5 sacks on the day — preserved the lead by stripping Marino on Miami's next possession.

Kansas City dominated the third quarter, but only managed to extend its lead to 16-3. Poised with second-and-goal at the Miami three-yard line, DeBerg was flagged for intentional grounding and the club settled for a 25-yard FG. S Deron Cherry blasted the ball loose from WR Mark Duper on Miami's next play, giving KC the ball at the Dolphins 29-yard line. But once again, the Chiefs could not strike paydirt and would leave Miami territory with only a 38-yard Lowery FG to show for their efforts.

Marino then began his comeback bid. A 10-play, 66-yard march culminated with a one-yard TD toss to FB Tony Paige as the Dolphins moved the count to 16-10. After a 33-yard connection between DeBerg and WR Emile Harry moved KC back into Miami territory, the Chiefs were forced to punt, setting up the Dolphins go-ahead drive which began with a key, 37-yard pass over the middle to TE Ferrell Edmunds. Marino then capped the march with a six-yard TD pass to WR Mark Clayton that was nearly intercepted by CB Albert Lewis as the Dolphins took their first lead of the game at 17-16 with 3:28 remaining in the fourth quarter.

A 20-yard pass to Paige and a 26-yard run by RB Christian Okoye helped put the Chiefs at the Miami 26-yard at the 2:00 warning. A controversial holding call on G Dave Szott nullified a 12-yard Okoye run on the next play, halting the club's momentum and setting the stage for Lowery's final field goal attempt, which came tantalizingly close to the crossbar.

- CHIEFS — Lowery, 27-yard FG (9-28).
- DOLPHINS — Stoyanovich, 58-yard FG (9-40).
- CHIEFS — S. Paige, 26-yard pass from DeBerg (Lowery kick) (4-61).
- CHIEFS — Lowery, 25-yard FG (11-63).
- CHIEFS — Lowery, 38-yard FG (4-8).
- DOLPHINS — T. Paige, 1-yard pass from Marino (Stoyanovich kick) (10-66).
- DOLPHINS — Clayton, 12-yard pass from Marino (Stoyanovich kick) (11-85).

Team Statistics	Dolphins	Chiefs
First Downs 23	15
Total Net Yards 311	367
Rushes/Net Yards 32/98	24/103
Net Passing 213	264
Pass Attempts/Completions 30/19	30/17
Had Intercepted 0	1
Sacked/Yards Lost 2/8	1/5
Punts/Average 3/39.7	4/35.0
Penalties/Yards 2/22	4/35
Fumbles/Lost 2/2	0/0

RUSHING

- CHIEFS — Okoye 13-83; Word 9-13; McNair 2-7.
- DOLPHINS — S. Smith 20-82; Logan 7-17; T. Paige 1-2; Marino 4-(-3).

RECEIVING

- CHIEFS — S. Paige 8-142, 1 TD; McNair 3-22; Harry 2-59; Roberts 2-26; R. Thomas 1-15; Hayes 1-5.
- DOLPHINS — Clayton 5-66, 1 TD; T. Paige 5-30, 1 TD; Duper 3-36; Edmunds 2-49; S. Smith 2-22; Jensen 1-11; S. Martin 1-7.

PASSING

- CHIEFS — DeBerg 17-30-269 1 TD, 1 INT.
- DOLPHINS — Marino 19-30-221, 2 TDs, 0 INTs.

INTERCEPTIONS

- CHIEFS — None.
- DOLPHINS — Williams 1.0.

SACKS

- CHIEFS — N. Smith 1.5; Cooper 0.5.
- DOLPHINS — Griggs 1.0.

FIELD GOALS

- CHIEFS — Lowery (27) (25) (38) 52S.
- DOLPHINS — Stoyanovich (58) 57S.



Miami claims a 17-16 comeback win despite 142 receiving yards from Chiefs WR Stephone Paige.

1991 AFC FIRST ROUND PLAYOFF GAME

Chiefs 10, Raiders 6

December 28, 1991 • Arrowhead Stadium (75,827)



LOS ANGELES 0	3	3	0	— 6
KANSAS CITY 0	7	0	3	— 10



It took 19 years, but the Chiefs finally had an opportunity to officially christen Arrowhead Stadium with a playoff game. And fittingly, that contest came against Kansas City's most heated rival, the Raiders. The Chiefs had defeated the Raiders 27-21 just six days earlier at the L.A. Coliseum in the season's final regular season game for the right to play at home in the first week of the postseason. Kansas City made the most of that opportunity by recording a 10-6 win over the Raiders, the club's first playoff victory since Super Bowl IV.

The Chiefs recipe for success was a familiar one — solid defense and a bruising ground game. Kansas City's defense forced six turnovers and limited the Silver and Black to just two field goals, while RB Barry Word pummeled the Raiders with 33 carries for a team postseason-record 130 yards.

Word pounded away at the Raiders all day, a trend that began early. Kansas City won the toss and consumed 11:56 off the clock, thanks to a drive that featured 12 runs by Word. The Chiefs drove as deep as the 15-yard line, but K Nick Lowery's 33-yard FG was wide left, leaving the scoreboard empty.

S Deron Cherry registered the first of his two INTs on the game on the Raiders first possession. QB Todd Marinovich would be picked off four times by the KC defense and his first errant throw would give Kansas City possession at the Raiders 24-yard line. But again, Lowery would misfire, this time on a 47-yard FG attempt.

A wild barrage of turnovers then ensued. Chiefs LB Derrick Thomas stripped Marinovich, but QB Steve DeBerg promptly threw an INT on KC's next possession. After a Raiders punt, RB Harvey Williams put the ball on the ground for Kansas City, but Cherry registered another INT which he returned to the 11-yard line. DeBerg would hit WR Fred Jones for the game's only touchdown on the next play as the Chiefs took a 7-0 lead.

Raiders RB Nick Bell finished the game with 107 ground yards and was the club's primary weapon on a 10-play, 65-yard drive that ended with a 32-yard K Jeff Jaeger FG that closed the gap to 7-3 just before intermission.

The first half passing numbers for both squads were equally unimpressive. Marinovich completed just three passes for 47 yards, while DeBerg hit on seven passes for 71 yards. Wisely, both clubs turned to the ground game in the second half. The Raiders gave the ball to Bell eight times on their initial possession of the third quarter, but would have to settle for a 26-yard FG to close the gap to 7-6.

Kansas City then capitalized on a Raiders fumble by handing the ball to Word nine times on a 13-play drive that netted an 18-yard FG to make the score 10-6 early in the fourth quarter. The Chiefs would pick off Marinovich on each of the Raiders final two drives to seal the franchise's first-ever home playoff victory.

- CHIEFS** — F. Jones, 11-yard pass from DeBerg (Lowery kick) (1-11).
RAIDERS — Jaeger, 32-yard FG (10-65).
RAIDERS — Jaeger, 26-yard FG (11-62).
CHIEFS — Lowery, 18-yard FG (13-61).

Team Statistics	Raiders	Chiefs
First Downs 16	16
Total Net Yards 276	204
Rushes/Net Yards 30/152	39/131
Net Passing 124	73
Pass Attempts/Completions 23/12	14/9
Had Intercepted 4	1
Sacked/Yards Lost 2/16	2/16
Punts/Average 1/20.0	2/46.0
Penalties/Yards 9/75	3/20
Fumbles/Lost 2/2	2/1
Possession Time 29:28	30:32

RUSHING

- CHIEFS** — Word 33-130; Williams 2-4; Okoye 1-2; DeBerg 3(-5).
RAIDERS — N. Bell 20-107; Allen 7-39; S. Smith 3-6.

RECEIVING

- CHIEFS** — R. Thomas 3-18; B. Jones 2-25; F. Jones 2-20, 1 TD; Birden 1-18; Word 1-8.
RAIDERS — Brown 4-45; Horton 3-59; Fernandez 2-12; Gault 1-11; S. Smith 1-9; Allen 1-4.

PASSING

- CHIEFS** — DeBerg 9-14-89, 1 TD, 1 INT.
RAIDERS — Marinovich 12-23-140, 0 TDs, 4 INTs.

INTERCEPTIONS

- CHIEFS** — Cherry 2-46; Everett 1-23; Marts 1-7.
RAIDERS — Lott 1-35.

SACKS

- CHIEFS** — Martin 1.0; D. Thomas 1.0.
RAIDERS — Davis 2.0.

FIELD GOALS

- CHIEFS** — Lowery 33WL 47S (18).
RAIDERS — Jaeger (32) (26).



RB Barry Word produces 130 rushing yards in the first-ever playoff game at Arrowhead.

1991 AFC DIVISIONAL PLAYOFF GAME

Bills 37, Chiefs 14

January 5, 1992 • Rich Stadium (80,182)



KANSAS CITY	0	0	7	7	—	14
BUFFALO	7	10	7	13	—	37



Kansas City was coming off its first postseason victory since Super Bowl IV, but that triumph proved quite irrelevant as Buffalo pounded the Chiefs into submission early in a 37-14 win. The Bills raced out to a 17-0 halftime lead and salted the game away behind RBs Thurman Thomas and Kenneth Davis who combined for 41 carries and 175 rushing yards. Defensively, Buffalo picked off back-up QB Marc Vlasic four times and held the Chiefs to just 213 yards of total offense as the Bills marched to their second straight AFC Championship Game.

After both teams traded a pair of punts to open the game, QB Jim Kelly hit a pair of completions to WR Don Beebe to put the Bills in scoring position and then fired a 25-yard pass to WR Andre Reed to give Buffalo a 7-0 advantage. Kansas City caught the game's first break when CB Eric Everett picked off Kelly early in the second quarter. But the Chiefs offense would go three-and-out. Four plays later, Kelly found Reed for a 53-yard scoring strike to make the count 14-0. Despite throwing three INTs himself, Kelly would finish the contest with 273 passing yards and three TDs.

S Deron Cherry picked off Kelly on Buffalo's next possession, but again, the Chiefs could not capitalize. The Bills would tack on a 33-yard K Scott Norwood field goal to end the first half with a 17-0 lead.

The second half wouldn't start much better for Kansas City. RB Harvey Williams fumbled on the club's first snap of the third quarter, but TE Jonathan Hayes would recover. The Chiefs wouldn't be as fortunate on the next play as Vlasic — who entered the game in the second quarter when starting QB Steve DeBerg was knocked out of the game with a hand injury — suffered the first of four second-half interceptions. Buffalo took over on the Chiefs 36-yard line and six plays later Kelly had the Bills ahead 24-0 after finding WR James Lofton for a 10-yard TD.

Vlasic would be picked off again on the Chiefs next drive, but LB Lonnie Marts returned the favor with an interception of his own to give Kansas City a ray of hope late in the third quarter. This time the Chiefs would get on the board as RB Barry Word bulled into the end zone from three yards out to cut the margin to 24-7.

Thomas and Davis took it from there as the Bills methodically began grinding down the clock. After a Buffalo FG made it 27-7, Vlasic was picked off twice on his next three attempts. The Bills would turn those two miscues into 10 points as Buffalo took a commanding 37-7 lead with 4:57 left in the game.

Vlasic would hit WR Fred Jones on a 20-yard TD with 2:07 remaining to make it 37-14, but it was too little, too late as Buffalo recovered KC's onside kick attempt and ran out the clock, ending the Chiefs postseason aspirations.

- BILLS** — Reed, 25-yard pass from Kelly (Norwood kick) (8-80).
- BILLS** — Reed, 53-yard pass from Kelly (Norwood kick) (4-69).
- BILLS** — Norwood, 33-yard FG (9-39).
- BILLS** — Lofton, 10-yard pass from Kelly (Norwood kick) (3-36).
- CHIEFS** — Word, 3-yard run (Lowery kick) (4-43).
- BILLS** — Norwood, 20-yard FG (14-68).
- BILLS** — Norwood, 47-yard FG (4-2).
- BILLS** — Davis, 5-yard run (Norwood kick) (6-33).
- CHIEFS** — F. Jones, 20-yard pass from Vlasic (Lowery kick) (8-75).

Team Statistics	Bills	Chiefs
First Downs	29	14
Total Net Yards	448	213
Rushes/Net Yards	46/180	24/77
Net Passing	268	136
Pass Attempts/Completions	35/23	29/14
Had Intercepted	3	4
Sacked/Yards Lost	1/5	1/10
Punts/Average	3/33.3	7/40.3
Penalties/Yards	6/40	10/59
Fumbles/Lost	0/0	0/0
Possession Time	34:09	25:51

RUSHING

CHIEFS — Word 15-50, 1 TD; Williams 8-24; McNair 1-3.

BILLS — T. Thomas 22-100; Davis 19-75, 1 TD; Reed 1-6; Kelly 1-2; Reich 3-(1-3).

RECEIVING

CHIEFS — McNair 5-52; F. Jones 3-31, 1 TD; Birden 2-19; Hayes 1-21; Barnett 1-20; B. Jones 1-2; R. Thomas 1-1.

BILLS — Beebe 6-77; McKeller 5-34; Reed 4-100, 2 TDs; T. Thomas 4-21; Lofton 3-34, 1 TD; Edwards 1-7.

PASSING

CHIEFS — DeBerg 5-9-22, 0 TDs, 0 INTs; Vlasic 9-20-124, 1 TD, 4 INTs.

BILLS — Kelly 23-35-273, 3 TDs, 3 INTs; Reich 0-0-0, 0 TDs, 0 INTs.

INTERCEPTIONS

CHIEFS — Everett 1-15; Cherry 1-1; Marts 1-12.

BILLS — Jackson 2-6; L. Smith 1-0; Hicks 1-0.

SACKS

CHIEFS — D. Thomas 1.0.

BILLS — L. Smith 1.0.

FIELD GOALS

CHIEFS — None.

BILLS — Norwood (33) (20) (47).

1992 AFC FIRST ROUND PLAYOFF GAME

Chargers 17, Chiefs 0

January 2, 1993 • Jack Murphy Stadium (58,278)



KANSAS CITY 0	0	0	0	—	0
SAN DIEGO 0	0	10	7	—	17



Kansas City had defeated San Diego twice throughout the '92 regular season. However, that mattered little to the Chargers, who promptly dispatched the Chiefs from the playoffs by a 17-0 margin, marking the only shutout KC has ever suffered in postseason play.

The two sides bludgeoned one another throughout a scoreless first half, but early on it appeared the game may feature its share of offensive fireworks. San Diego QB Stan Humphries hit WR Nate Lewis for a 39-yard gain on the game's first play from scrimmage. Then, after a pair of penalties, the Chargers were knocking on the door. But DE Neil Smith fell on a San Diego fumble at the 13-yard line to halt the scoring threat.

The Chiefs couldn't mount a serious scoring threat in the first half and couldn't move past the San Diego 40-yard line on their first five possessions. The Chargers didn't fare much better with only a fumble, a punt and a missed 52-yard FG to show on three trips into Kansas City territory. Still, San Diego did hold a slight 130-to-122 edge in total yardage heading into halftime.

Kansas City's offensive struggles continued in the second half, as the club punted on its first two possessions. San Diego then broke the stalemate midway through the third quarter when the team's battering ram — RB Marion Butts — burst into the secondary en route to a 54-yard score, giving the Chargers a 7-0 lead. Butts finished the game with 15 carries for 119 yards.

Things went downhill from there for the Chiefs. On Kansas City's next offensive play, QB Dave Krieg had a pass tipped by DE Blaise Winter. Fellow DE Leslie O'Neal picked off the ball at the KC 29-yard line, setting up a 34-yard FG from K John Carney to give San Diego a 10-0 advantage.

While Kansas City's defense was good, forcing 5.0 sacks — including 1.5 by LB Derrick Thomas — San Diego's defense was even better, harassing Krieg all day and finishing the game with 7.0 sacks. Krieg got the Chiefs into Chargers territory on each of the next two drives, but was sacked 3.0 times on those two series, stifling any scoring possibilities.

San Diego then delivered an offensive blow on its next possession. Behind a steady diet of RB Eric Bieniemy, the Chargers mounted an 11-play, 91-yard drive that ate 5:32 off the clock. H-back Steve Hendrickson got a rare carry and bulled his way into the end zone from five yards out to give the home team a 17-0 lead with 4:57 left in the fourth quarter.

The knockout punch quickly followed when Chargers DT Shawn Lee stripped Krieg on Kansas City's next possession. San Diego recovered and took over with 3:52 remaining. The Chiefs would get the ball back one last time, but the results were the same as they had been all day as San Diego sacked Krieg one last time and secured a 17-0 victory.

CHARGERS — Butts, 54-yard run (Carney kick) (4-74, 1:57).

CHARGERS — Carney, 34-yard FG (4-9, 2:03).

CHARGERS — Hendrickson, 5-yard run (Carney kick) (11-91, 5:32).

Team Statistics	Chargers	Chiefs
First Downs 18	17
Total Net Yards 342	251
Rushes/Net Yards 35/192	19/61
Net Passing 150	190
Pass Attempts/Completions 23/14	34/16
Had Intercepted 0	2
Sacked/Yards Lost 5/49	7/43
Punts/Average 6/44.2	8/45.0
Penalties/Yards 5/44	7/62
Fumbles/Lost 2/1	2/1
Possession Time 29:46	30:14

RUSHING

CHIEFS — Williams 12-35; McNair 3-18; Krieg 2-4; Word 2-4.

CHARGERS — Butts 15-119, 1 TD; Bieniemy 13-38; Harmon 4-27; Hendrickson 1-5, 1 TD; Bernstine 1-3; Humphries 1-0.

RECEIVING

CHIEFS — Birden 4-78; McNair 4-35; Davis 3-30; Hargain 2-46; M. Smith 1-28; Williams 1-11; Cash 1-5.

CHARGERS — Harmon 4-21; Walker 3-60; Miller 2-58; Butts 2-17; N. Lewis 1-39; Brennan 1-8; Bieniemy 1(-)4.

PASSING

CHIEFS — Krieg 16-34-233, 0 TDs, 2 INTs.

CHARGERS — Humphries 14-23-199, 0 TDs, 0 INTs.

INTERCEPTIONS

CHIEFS — None.

CHARGERS — Carrington 1-40; O'Neal 1-3.

SACKS

CHIEFS — Thomas 1.5; A. Lewis 1.0; Bayless 1.0; N. Smith 1.0; Griffin 0.5.

CHARGERS — Grossman 2.5; O'Neal 2.0; Lee 2.0; Winter 0.5.

FIELD GOALS

CHIEFS — None.

CHARGERS — None.



QB Dave Krieg was sacked 7.0 times as the Chiefs suffered a 17-0 shutout in San Diego.

1993 AFC FIRST ROUND PLAYOFF GAME

Chiefs 27, Steelers 24 (OT)

January 8, 1994 • Arrowhead Stadium (74,515)



PITTSBURGH	7	10	0	7	0	—	24
KANSAS CITY	7	0	3	14	3	—	27



It took an extra session to settle the score in the initial postseason match-up between Kansas City and Pittsburgh, but the Chiefs would eventually prevail, 27-24. A blocked punt and the last-minute heroics of QB Joe Montana — who was making his first playoff appearance with Kansas City — helped the Chiefs send the game to overtime where K Nick Lowery's 32-yard FG was the difference in the franchise's first OT playoff contest since the '62 AFL Championship Game.

Pittsburgh head coach Bill Cowher had previously served as both a player and assistant coach under Marty Schottenheimer before taking over the fortunes of the Steelers. Early on, the pupil appeared to have the upper hand as Pittsburgh held a 17-7 halftime lead thanks to a pair of TD passes from QB Neil O'Donnell. WR Andre Cooper hauled one in from 10 yards out and WR Ernie Mills caught a 26-yarder with just 0:18 left in the first half.

Kansas City's lone score of the first half came when QB Dave Krieg — who made a brief appearance for an injured Montana — delivered a 23-yard TD completion to WR J.J. Birden in the first quarter. A 23-yard FG in the third quarter would cut the Pittsburgh lead to 17-10, setting the stage for a fantastic finish.

Montana guided the squad on a nine-play, 80-yard drive to open the quarter, culminating with a two-yard TD trot by RB Marcus Allen, who was also making his initial postseason appearance with the Red and Gold. With the score tied at 17-17, O'Donnell answered with a nine-play, 74-yard drive, hitting TE Eric Green for a 22-yard score to put Pittsburgh back ahead with 4:11 left in regulation.

After KC went three-and-out on its next possession, the Steelers had a chance to run out the clock when they got the ball back with 3:00 remaining. However, the Chiefs defense would hold, setting the stage for Kansas City's special teams to swing the momentum back in favor of the home squad. TE Keith Cash swatted down P Mark Royals' punt, which was recovered by WR Fred Jones who returned the ball to the Pittsburgh nine-yard line.

Facing fourth-and-goal from the seven with 1:48 left, the ever-cool Montana found WR Tim Barnett in the back of the end zone to even the count at 24-24. KC's defense would force Pittsburgh three-and-out once again, giving Montana and the Chiefs one final shot in regulation, but a 43-yard FG attempt from Lowery sailed wide right with 0:13 remaining, sending the game to overtime.

Kansas City won the toss, but was unable to move the ball. Pittsburgh got to midfield before it was forced to punt, setting up one final drive by Montana. After starting on their own 20-yard line, KC moved to midfield and was deep in Pittsburgh territory after Montana hit Cash on an 18-yard strike. Five plays later, Lowery took the field on third down and drove the game-winning 32-yard FG through the uprights with 3:57 showing on the clock.

STEELERS — Cooper, 10-yard pass from O'Donnell (Anderson kick) (9-66, 5:00).

CHIEFS — Birden, 23-yard pass from Krieg (Lowery kick) (7-75, 2:21).

STEELERS — Mills, 26-yard pass from O'Donnell (Anderson kick) (6-51, 0:37).

CHIEFS — Lowery, 23-yard FG (11-49, 5:11).

CHIEFS — Allen, 2-yard run (Lowery kick) (9-80, 5:18).

STEELERS — Green, 22-yard pass from O'Donnell (Anderson kick) (9-74, 4:47).

CHIEFS — Barnett, 7-yard pass from Montana (Lowery kick) (4-9, 0:46).

CHIEFS — Lowery, 32-yard FG (11-66, 5:59).

Team Statistics	Steelers	Chiefs
First Downs	21	28
Total Net Yards	369	401
Rushes/Net Yards	35/97	33/125
Net Passing	272	276
Pass Attempts/Completions	42/23	44/29
Had Intercepted	0	0
Sacked/Yards Lost	3/14	4/23
Punts/Average	7/38.3	6/44.8
Penalties/Yards	5/40	5/25
Fumbles/Lost	1/0	0/0
Possession Time	34:58	36:05

RUSHING

CHIEFS — Allen 21-67, 1 TD; Anders 5-27; Montana 4-13; McNair 2-9, Jones 1-9.

STEELERS — L. Thompson 25-60; Hoge 6-27; Stone 3-11; O'Donnell 1-(-1).

RECEIVING

CHIEFS — Cash 7-56; Birden 6-72, 1 TD; Allen 4-29; Anders 3-30; Barnett 3-30, 1 TD; Davis 2-47; Hayes 2-11; Hughes 1-15; McNair 1-9.

STEELERS — Graham 7-96; Mills 4-60, 1 TD; Hoge 3-43; Stone 3-36; L. Thompson 3-4; Green 2-37, 1 TD; Cooper 1-10, 1 TD.

PASSING

CHIEFS — Montana 28-43-276, 1 TD, 0 INTs; Krieg 1-1-23, 1 TD, 0 INTs.

STEELERS — O'Donnell 23-42-286, 3 TDs, 0 INTs.

INTERCEPTIONS

CHIEFS — None.
STEELERS — None.

SACKS

CHIEFS — N. Smith 2.0; Bayless 1.0.
STEELERS — G. Williams 3.0; Lloyd 1.0.

FIELD GOALS

CHIEFS — Lowery (23) 43WR (32).
STEELERS — Anderson (30).

1993 AFC DIVISIONAL PLAYOFF GAME

Chiefs 28, Oilers 20

January 16, 1994 • Astrodome (64,011)



KANSAS CITY	0	0	7	21	—	28
HOUSTON	10	0	0	10	—	20



Kansas City pulled a huge upset over heavily-favored Houston to advance to its first-ever AFC Championship Game with a 28-20 victory at the Astrodome. The contest marked the Chiefs first road playoff win since claiming a 17-7 triumph at Oakland in the '69 AFL Championship Game.

Houston was the NFL's hottest team heading into the playoffs, owning 11 consecutive wins to close the regular season and showed no signs of cooling down after jumping out to a 10-0 lead in the first quarter over the Chiefs. An interception by CB Steve Jackson on KC's first drive set up a 49-yard FG by K Al Del Greco, while an 11-play, 80-yard Oilers scoring march was capped by a two-yard RB Gary Brown TD run.

Houston's defense had proclaimed the Astrodome as "The House of Pain," but it was Kansas City's defense which began to inflict some damage, registering three sacks and forcing three fumbles in the second quarter alone. While the Chiefs offense couldn't capitalize, it would be a sign of things to come. Kansas City finished the game with a team playoff-record 9.0 sacks and seven forced fumbles, including a pair of sacks apiece by CB Albert Lewis, LB Derrick Thomas, S Bennie Thompson and DT Joe Phillips. Thomas and DE Neil Smith each had two forced fumbles, as well.

The Chiefs finally got on the board in the third quarter when QB Joe Montana threw a seven-yard TD pass to TE Keith Cash, who emphatically spiked the ball into a banner bestowed with the likeness of Oilers defensive coordinator Buddy Ryan. But Cash's exclamation point was nothing compared to the mayhem that would ensue in the fourth quarter.

Another interception by Houston led to a 43-yard FG that put the Oilers ahead 13-7. But the Chiefs grabbed their first lead of the day just three plays later with an 11-yard TD catch by WR J.J. Birden. On the Oilers next play from scrimmage, Thomas unleashed his patented sack-and-strip maneuver on Moon with Chiefs DT Dan Saleaumua scooping up the loose ball at the Houston 20-yard line. This time Montana — who finished the contest with 299 yards — found WR Willie Davis for an 18-yard TD to push the Chiefs advantage to 21-13.

But the Oilers wouldn't go away. Moon — who compiled 306 yards on the day — promptly responded with a seven-yard scoring strike to WR Ernest Givins to pull Houston to within 21-20. Kansas City would produce a one-two knockout combination on its next drive. Cash snared a 41-yard pass from Montana on a third-and-one situation from the KC 30-yard line. Then faced with third-and-two at the Houston 21-yard line, RB Marcus Allen burst through the middle of the line for a 21-yard TD dash to make the score 28-20.

A final sack from Thomas would all but seal the Oilers fate as the Chiefs turned "The House of Pain" into a house of horrors for Houston in the final NFL postseason game ever played in the Astrodome.

- OILERS** — Del Greco, 49-yard FG (4-8, 1:13).
- OILERS** — Brown, 2-yard run (Del Greco kick) (11-80, 6:30).
- CHIEFS** — Cash, 7-yard pass from Montana (Lowery kick) (7-71, 3:30).
- OILERS** — Del Greco, 43-yard FG (4-1, 1:59).
- CHIEFS** — Birden, 11-yard pass from Montana (Lowery kick) (2-71, 0:59).
- CHIEFS** — Davis, 18-yard pass from Montana (Lowery kick) (3-12, 0:42).
- OILERS** — Givins, 7-yard pass from Moon (Del Greco kick) (9-80, 4:09).
- CHIEFS** — Allen, 21-yard run (Lowery kick) (6-79, 1:40).

Team Statistics	Oilers	Chiefs
First Downs	19	18
Total Net Yards	277	354
Rushes/Net Yards	14/39	18/71
Net Passing	238	283
Pass Attempts/Completions	43/32	38/22
Had Intercepted	1	2
Sacked/Yards Lost	9/68	2/16
Punts/Average	5/48.6	5/45.0
Penalties/Yards	3/63	7/51
Fumbles/Lost	7/2	0/0
Possession Time	35:42	24:18

RUSHING

- CHIEFS** — Allen 14-74, 1 TD; Anders 1-0; Montana 1-(-1); Krieg 2-(-2).
- OILERS** — Moon 3-22; Brown 11-17, 1 TD.

RECEIVING

- CHIEFS** — Birden 6-60, 1 TD; Davis 5-96, 1 TD; Cash 4-80, 1 TD; Barnett 2-24; McNair 2-9; Allen 1-12; Hayes 1-9; F. Jones 1-9.
- OILERS** — Jeffires 9-88; Givins 7-63, 1 TD; Wellman 6-80; Duncan 6-49; Brown 4-26.

PASSING

- CHIEFS** — Montana 22-38-299, 3 TDs, 2 INTs; Krieg 0-0-0, 0 TDs, 0 INTs.
- OILERS** — Moon 32-43-306, 1 TD, 1 INT.

INTERCEPTIONS

- CHIEFS** — Mincy 1-12.
- OILERS** — Jackson 1-14; Hoage 1-0.

SACKS

- CHIEFS** — Lewis 2.0; D. Thomas 2.0; B. Thompson 2.0; Phillips 2.0; N. Smith 1.0.
- OILERS** — Fuller 1.0; Lathon 1.0.

FIELD GOALS

- CHIEFS** — None.
- OILERS** — Del Greco (49) (43).

HISTORY

1993 AFC CHAMPIONSHIP GAME

Bills 30, Chiefs 13

January 23, 1994 • Rich Stadium (76,642)



KANSAS CITY	6	0	7	0	—	13
BUFFALO	7	13	0	10	—	30



The Chiefs knew that they had to stop the run in order to dethrone the reigning three-time AFC Champion Buffalo Bills on their home turf. Unfortunately, the 229 rushing yards amassed by the Bills provided all that was necessary in a 30-13 AFC Championship Game setback at Rich Stadium. Although the Chiefs were outgained by just 51 yards (389 to 338), they allowed RB Thurman Thomas to gain 186 of Buffalo's 229 rushing yards.

Kansas City was in uncharted territory as the club was playing in its first-ever AFC title game and vying for its first Super Bowl appearance since '69, while the Bills were playing in an unprecedented fourth straight AFC Championship Game.

Neither team's offense was able to move the ball effectively at the start of the first quarter. Midway through the frame, though, Thomas would start to get on track as his easy 12-yard TD scamper gave the Bills a 7-0 lead.

But Kansas City would answer. QB Joe Montana orchestrated a 10-play, 52-yard drive that culminated with a 31-yard FG by K Nick Lowery. S Bennie Thompson then forced Bills WR Russell Copeland to fumble on the ensuing kickoff. WR Fred Jones scooped up the loose ball, setting the stage for another 31-yard FG to cut Buffalo's lead to one as the first quarter came to a close.

The second quarter was all Buffalo as the club scored on three straight possessions, getting a three-yard TD run from Thomas and FGs of 23 and 25 yards from K Steve Christie. The Chiefs had a chance to cut into the lead as the half ended, but a pass by Montana slipped through the hands of FB Kimble Anders, stationed in the end zone, and into the waiting arms of Buffalo S Henry Jones. The Bills took a 20-6 lead into the half as Thomas had already amassed 129 rushing yards.

The Chiefs got the ball to open the second half, but three plays into the third quarter Montana was slammed to the turf by S Matt Darby and LB Darryl Talley, suffering a concussion on the play. Montana was sidelined for the remainder of a very chilly afternoon as QB Dave Krieg came off the bench.

With 2:58 left in the third quarter, Kansas City shaved the Bills lead to seven points with a 14-play, 90-yard drive that culminated in a one-yard plunge by RB Marcus Allen. But Buffalo countered with an 18-yard FG and a three-yard TD run by Thomas to make the count 30-13.

Kansas City's last legitimate comeback hope evaporated when Krieg was picked off at the goal line by CB James Williams with 3:23 left. Krieg would get the club as close as the Buffalo one-yard line on the Chiefs final drive, but it would not matter as time expired on Kansas City and its Super Bowl aspirations.

BILLS	— T. Thomas, 12-yard run (Christie kick) (6-47, 1:52).
CHIEFS	— Lowery, 31-yard FG (10-51, 4:45).
CHIEFS	— Lowery, 31-yard FG (5-11, 1:35).
BILLS	— T. Thomas, 3-yard run (Christie kick) (9-80, 3:37).
BILLS	— Christie, 23-yard FG (10-41, 3:31).
BILLS	— Christie, 25-yard FG (10-56, 3:55).
CHIEFS	— Allen, 1-yard run (Lowery kick) (14-90, 7:18).
BILLS	— Christie, 18-yard FG (14-79, 6:11).
BILLS	— T. Thomas, 3-yard run (Christie kick) (8-52, 4:41).

Team Statistics	Bills	Chiefs
First Downs	30	22
Total Net Yards	389	338
Rushes/Net Yards	46/229	21/52
Net Passing	160	286
Pass Attempts/Completions	27/17	52/25
Had Intercepted	0	2
Sacked/Yards Lost	0/0	4/37
Punts/Average	4/33.3	6/40.8
Penalties/Yards	2/10	6/29
Fumbles/Lost	1/1	1/0
Possession Time	30:40	29:20

RUSHING

CHIEFS	— Allen 18-50, 1 TD; Anders 2-1; Montana 1-1.
BILLS	— T. Thomas 33-186, 3 TDs; K. Davis 10-31; Reed 1-8; Kelly 2-3.

RECEIVING

CHIEFS	— Cash 6-87; W. Davis 5-57; Birden 4-60; Allen 2-36; McNair 2-33; Hayes 2-14; E. Thompson 1-12; Hughes 1-11; Anders 1-7; Szott 1-6.
BILLS	— Reed 4-49; Brooks 4-34; Metzelaars 4-29; T. Thomas 2-22; Beebe 2-19; McKeller 1-7.

PASSING

CHIEFS	— Montana 9-23-125, 0 TDs, 1 INT; Krieg 16-29-198, 0 TDs, 1 INT.
BILLS	— Kelly 17-27-160, 0 TDs, 0 INTs.

INTERCEPTIONS

CHIEFS	— None.
BILLS	— H. Jones 1-15; J. Williams 1-0.

SACKS

CHIEFS	— None.
BILLS	— Talley 1.0; B. Smith 1.0; Hansen 1.0; Wright 1.0.

FIELD GOALS

CHIEFS	— Lowery (31) (31).
BILLS	— Christie (23) (25) (18).

1994 AFC FIRST ROUND PLAYOFF GAME

Dolphins 27, Chiefs 17

December 31, 1994 • Joe Robbie Stadium (67,487)



KANSAS CITY	14	3	0	0	—	17
MIAMI	7	10	10	0	—	27



In a game that proved to be the final contest of QB Joe Montana's legendary career, the Chiefs signal-caller provided a dramatic first-half showdown with fellow Western Pennsylvania native, Dolphins QB Dan Marino. But after these two legendary passers dueled to a 17-17 halftime tie, Miami pulled away in the second half behind Marino for a 27-17 victory.

The Chiefs outgained Miami by a 414-to-381 margin in total yardage, but a pair of second-half turnovers and a staunch Dolphins defense was too much to overcome. Neither club was able to mount a substantial pass rush as Chiefs LB Derrick Thomas recorded the game's only sack in his hometown return.

Both quarterbacks were nearly flawless in the first 30 minutes as Montana completed 12 of 15 passes for 178 yards and two TDs, while Marino hit on 14 of 16 attempts for 162 yards and one score as the two squads each scored on their first three possessions.

Montana started the shootout by guiding an exquisite 11-play, 80-yard drive that was capped with a one-yard play-action TD toss to TE Derrick Walker. Marino immediately answered with a nearly-identical, 10-play, 72-yard march that ended with a one-yard plunge by RB Bernie Parmalee to tie the score at 7-7.

KC struck quickly on its next possession as Montana found FB Kimble Anders on a 67-yard screen pass that hit paydirt. The two clubs then traded field goals before Marino produced a monster, 13-play, 80-yard drive that consumed 5:50 off the clock. A one-yard TD pass to TE Ronnie Williams with 0:22 remaining in the second quarter ended an exquisite half of football with the score deadlocked at 17-17.

Marino picked up right where he left off on the opening possession of the second half, putting the Dolphins ahead 24-17 on a seven-yard scoring strike to WR Irving Fryar. But this time the Chiefs and Montana could not answer, going three-and-out on their next two drives. Meanwhile, Miami tacked on a 40-yard FG from K Pete Stoyanovich to go up 27-17.

The Dolphins defense then clamped down in the fourth quarter. CB J.B. Brown picked off a Montana pass in the end zone to thwart a golden scoring opportunity, while S Michael Stewart forced a rare fumble by RB Marcus Allen as KC crossed into Miami territory on its next possession.

Miami was then content to grind it out on the ground, consuming over five minutes off the clock before the Chiefs could regain possession. Montana managed to get Kansas City as close as the Dolphins 19-yard line before his final professional pass fell incomplete on fourth down as he attempted to find WR Willie Davis. He finished the game with 314 yards on 26-of-37 passing with two TDs and one INT, while Marino ended the day by completing 22 of 29 attempts for 257 yards with two TD passes and no INTs.

- CHIEFS** — D. Walker, 1-yard pass from Montana (Elliott kick) (11-80, 6:28).
- DOLPHINS** — Parmalee, 1-yard run (Stoyanovich kick) (10-72, 6:12).
- CHIEFS** — Anders, 57-yard pass from Montana (Elliott kick) (4-83, 1:40).
- DOLPHINS** — Stoyanovich, 40-yard FG (7-35, 3:25).
- CHIEFS** — Elliott, 21-yard FG (12-69, 6:03).
- DOLPHINS** — R. Williams, 1-yard pass from Marino (Stoyanovich kick) (13-80, 5:50).
- DOLPHINS** — Fryar, 7-yard pass from Marino (Stoyanovich kick) (6-64, 3:02).
- DOLPHINS** — Stoyanovich, 40-yard FG (10-59, 4:48).

Team Statistics	Dolphins	Chiefs
First Downs	22	24
Total Net Yards	381	414
Rushes/Net Yards	31/132	23/100
Net Passing	249	314
Pass Attempts/Completions	29/22	37/26
Had Intercepted	0	1
Sacked/Yards Lost	1/8	0/0
Punts/Average	3/43.3	2/40.0
Penalties/Yards	6/50	4/15
Fumbles/Lost	0/0	3/1
Possession Time	27:30	32:30

RUSHING

- CHIEFS** — Allen 14-64; Anders 5-17; Hill 2-14; Montana 2-5.
- DOLPHINS** — Parmalee 18-57, 1 TD; Spikes 9-49; McDuffie 1-19; Marino 2-4; Craver 1-3.

RECEIVING

- CHIEFS** — Anders 6-103, 1 TD; Allen 5-49; Birden 4-56; Cash 3-38; D. Walker 3-27, 1 TD; Dawson 3-21; Hill 1-11; Davis 1-9.
- DOLPHINS** — Fryar 6-71, 1 TD; Craver 4-35; Parmalee 2-34; Jackson 2-29; M. Williams 2-28; McDuffie 2-25; Saxon 2-24; Miller 1-10; R. Williams 1-1, 1 TD.

PASSING

- CHIEFS** — Montana 26-37-314, 2 TDs, 1 INT.
- DOLPHINS** — Marino 22-29-257, 2 TDs, 0 INTs.

INTERCEPTIONS

- CHIEFS** — None.
- DOLPHINS** — Brown 1-24.

SACKS

- CHIEFS** — Thomas 1.0.
- DOLPHINS** — None.

FIELD GOALS

- CHIEFS** — Elliott (21).
- DOLPHINS** — Stoyanovich (40) (40).

1995 AFC DIVISIONAL PLAYOFF GAME

Colts 10, Chiefs 7

January 7, 1996 • Arrowhead Stadium (77,594)



INDIANAPOLIS 0	7	3	0	— 10
KANSAS CITY 7	0	0	0	— 7



Frigid conditions, four turnovers and three missed field goals contributed to one of the most shocking upsets in Chiefs history as Kansas City (13-3) suffered a 10-7 loss to Indianapolis (9-7) at Arrowhead.

A kickoff temperature of 11 degrees and a wind chill of -9 seemingly did little to faze the dome-dwelling Colts. Indianapolis didn't lose any of its four fumbles and despite missing two field goals, it still made one when it counted as Kansas City squandered a solid effort from its league-leading scoring defense and 94 rushing yards from Marcus Allen, the third-best total in KC playoff history.

The Chiefs got off to a promising start, putting together a five-play, 62-yard TD drive on their third possession of the game. That march culminated with a 20-yard scoring pass from QB Steve Bono to WR Lake Dawson to give Kansas City its only score of the day and a 7-0 lead.

Colts QB Jim Harbaugh then made arguably the biggest play of the game on Indianapolis' next possession. Facing third-and-11 at his own 22-yard line, Harbaugh scrambled for an 18-yard gain. The Colts would convert six times on either third or fourth down on the drive, including a five-yard TD catch by WR Floyd Turner on third down which capped an 18-play, 77-yard drive that ate 8:40 off the clock and tied the count at 7-7.

Indianapolis K Cary Blanchard was short on a 47-yard FG after a KC fumble. Chiefs K Lin Elliott had a shot to put his team ahead with 0:12 left in the first half, but he was wide right from 35 yards out as the contest remained tied at halftime.

Kansas City boasted an NFL-best +12 turnover differential during the regular season and forced its only takeaway of the day when CB Mark Collins picked off Harbaugh. But just two plays later, Bono was intercepted by CB Ashley Ambrose, setting up a 30-yard FG to put the Colts ahead 10-7 with 2:48 left in the third quarter.

KC's defense kept it close in the final 15 minutes, but it was not enough. Elliott was wide right on a 39-yard FG to open the fourth quarter and Bono was picked off by LB Quentin Coryatt on the Chiefs next possession. KC still appeared to have a shot when Blanchard's 49-yard FG fell short with 5:44 left in the game, but three plays later Bono was picked off by CB Eugene Daniel. However, the Chiefs defense held once again, setting the stage for one final drive with 4:12 remaining.

QB Rich Gannon came on in relief of Bono and took over at the Chiefs 18-yard line. He methodically moved the club downfield, converting three third downs, including a 14-yard scramble that put Kansas City at the Colts 25-yard line with 0:56 left. Gannon narrowly missed WR Lake Dawson in the end zone on third down, setting the stage for a final field goal attempt by Elliott from 42 yards out. But the kick sailed wide left as Indianapolis claimed a 10-7 victory and advanced to the AFC Championship Game.

- CHIEFS** — Dawson, 20-yard pass from Bono (Elliott kick) (5-62, 2:28).
COLTS — Turner, 5-yard pass from Harbaugh (Blanchard kick) (18-77, 8:40).
COLTS — Blanchard, 30-yard FG (9-35, 4:35).

Team Statistics	Colts	Chiefs
First Downs 16	15
Total Net Yards 249	281
Rushes/Net Yards 39/147	28/129
Net Passing 102	152
Pass Attempts/Completions 27/12	33/16
Had Intercepted 1	3
Sacked/Yards Lost 2/10	0/0
Punts/Average 6/36.5	4/36.8
Penalties/Yards 6/38	3/29
Fumbles/Lost 4/0	1/1
Possession Time 33:14	26:46

RUSHING

- CHIEFS** — Allen 21-94; Gannon 2-19; Anders 5-16.
COLTS — Warren 20-76; Harbaugh 9-48; Crockett 6-12; Humphrey 4-11.

RECEIVING

- CHIEFS** — Anders 7-44; Dawson 4-70, 1 TD; Allen 2-21; Slaughter 2-10; Walker 1-7.
COLTS — Dawkins 4-37; Bailey 2-37; Warren 2-18; Turner 2-15, 1 TD; Crockett 2-5.

PASSING

- CHIEFS** — Bono 11-25-122, 1 TD, 3 INTs; Gannon 5-8-30, 0 TDs, 0 INTs.
COLTS — Harbaugh 12-27-112, 1 TD, 1 INT.

INTERCEPTIONS

- CHIEFS** — Collins 1-0.
COLTS — Daniel 1-13; Coryatt 1-10; Ambrose 1-2.

SACKS

- CHIEFS** — Booker 1.0; N. Smith 1.0.
COLTS — None.

FIELD GOALS

- CHIEFS** — Elliott 35WR 39WL 42WL.
COLTS — Blanchard 47S (30) 49S.



DE Neil Smith and the Chiefs can't overcome the combination of bone-chilling cold and Colts QB Jim Harbaugh.

1997 AFC DIVISIONAL PLAYOFF GAME

Broncos 14, Chiefs 10

January 4, 1998 • Arrowhead Stadium (76,965)



DENVER 0	7	0	7	— 14
KANSAS CITY 0	0	10	0	— 10



The two teams with the AFC's best regular season records squared off as Kansas City (13-3) and Denver (12-4) met for the first time in postseason play. The Chiefs boasted the NFL's top scoring defense (14.5 ppg), while the Broncos owned the league's number one scoring offense (29.5 ppg). But it was Denver that claimed a 14-10 victory in what would be the final contest of RB Marcus Allen's Hall of Fame career.

Kansas City outgained Denver by 303 to 272 total yards and held a +2 edge in the turnover column, but an inability to put points on the board in several key situations cost the Chiefs a chance to host the AFC Championship Game. After the two teams battled through a scoreless first quarter, KC appeared to get on the board first, but was flagged for holding on a 34-yard FG by K Pete Stoyanovich, who had missed just one FG during the regular season. However, Stoyanovich's ensuing 44-yard attempt went wide left to leave the count at 0-0.

Denver QB John Elway then marched the Broncos on an eight-play, 65-yard scoring drive that culminated with a one-yard TD run by RB Terrell Davis, who would finish the game with 25 carries for 101 yards. KC could not get back into scoring range, as the Broncos took a 7-0 lead into the intermission.

Chiefs QB Elvis Grbac opened the second half with a 34-yard pass to WR Andre Rison, who finished the day with 110 receiving yards, the third-highest total in Chiefs postseason history. The game's most pivotal sequence would follow. Facing third-and-goal at the Denver three, Grbac connected with rookie TE Tony Gonzalez, who appeared to be forced out of the end zone by Broncos CB Darrien Gordon. However, the play was ruled an incomplection, forcing the Chiefs to settle for a 20-yard FG to cut the gap to 7-3.

With Denver poised at the Kansas City 11-yard line on its next drive, Chiefs DE John Browning forced a fumble by RB Derek Loville to thwart a Broncos scoring opportunity. After both squads exchanged punts, Grbac found WR Joe Horn on a 50-yard strike to set up a 12-yard TD pass to Gonzalez, giving the Chiefs a short-lived 10-7 advantage. However, Davis found paydirt from one-yard out on the Broncos ensuing drive to retake the lead at 14-10.

KC got as deep as the Denver 31-yard line on its next possession and lined up in field goal formation on fourth-and-six, but holder P Louie Aguiar ran with the ball and was tackled three yards short of a first down. Kansas City began its last possession with 4:04 left. Grbac found Rison for a 23-yard gain to move KC to the Broncos 28 with 1:51 left as the Chiefs used their final time out. Facing fourth-and-two at the Denver 20-yard line with 0:19 remaining, Grbac's final pass into the end zone was batted down by Gordon as Denver held on to claim the 14-10 victory.

- BRONCOS** — T. Davis, 1-yard run (Elam kick) (8-65, 4:51).
CHIEFS — Stoyanovich, 20-yard FG (11-67, 5:18).
CHIEFS — Gonzalez, 12-yard pass from Grbac (Stoyanovich kick) (4-65, 1:35).
BRONCOS — T. Davis, 1-yard run (Elam kick) (6-49, 2:38).

Team Statistics	Broncos	Chiefs
First Downs 16	18
Total Net Yards 272	303
Rushes/Net Yards 32/109	24/77
Net Passing 163	226
Pass Attempts/Completions 19/10	37/24
Had Intercepted 0	0
Sacked/Yards Lost 1/7	4/34
Punts/Average 6/36.2	5/46.4
Penalties/Yards 8/64	7/65
Fumbles/Lost 4/2	2/0
Possession Time 28:54	31:06

RUSHING

- CHIEFS** — Allen 12-37; Grbac 4-22; Anders 3-9; Bennett 3-4; Aguiar 1-3; Hill 1-2.
BRONCOS — Davis 25-101, 2 TDs; Griffith 4-9; Loville 2-0; Elway 1-(-1).

RECEIVING

- CHIEFS** — Rison 8-110; Popson 5-26; Gonzalez 3-26, 1 TD; Dawson 2-20; Anders 2-4; Horn 1-50; Hughes 1-13; Allen 1-8; Vanover 1-3.
BRONCOS — McCaffrey 3-56; Sharpe 2-33; R. Smith 2-19; Carswell 1-26; Green 1-19; T. Davis 1-17.

PASSING

- CHIEFS** — Grbac 24-37-260, 1 TD, 0 INTs.
BRONCOS — Elway 10-19-170, 0 TDs, 0 INTs.

INTERCEPTIONS

- CHIEFS** — None.
BRONCOS — None.

SACKS

- CHIEFS** — Woods 1.0.
BRONCOS — N. Smith 2.0; A. Williams 2.0.

FIELD GOALS

- CHIEFS** — Stoyanovich 44W/L (20).
BRONCOS — None.

CHIEFS UNIFORM HISTORY

1959 — At one of the initial organizational meetings of the American Football League in late '59 — before the teams even had any players or coaches — the AFL owners choose their team colors. Lamar Hunt desires Columbia Blue and Orange for his Dallas Texans franchise. But before Hunt or any other owner can make a selection, Houston's Bud Adams claims Columbia Blue for his Oilers franchise. Hunt reverts to Red and Gold for the Texans, which remains the primary color scheme for the Chiefs to this day.



Lamar Hunt greets Bud Adams — sporting a "Columbia Blue" blazer — prior to the '62 AFL Championship Game. Hunt would lose the battle for "Columbia Blue," but his Texans would beat the Oilers in double OT for the '62 AFL title.

1960-62 — The Texans take the field for the AFL's inaugural season in '60 sporting red helmets with gray facemasks. The helmet features the state of Texas in white with a gold star situated on Dallas. Home jerseys are solid red featuring white numerals, white "TV" numerals on the sleeves and white lettering, all trimmed in gold. Road jerseys are white with red numerals, red "TV" numerals on the sleeves and red lettering, all of which are bordered by thin gold trim. Both jerseys are a cloth design, featuring three-quarter sleeves with stitched "tackle twill" numerals and letters. The team wears white pants featuring vertical stripes of red, gold and red. Socks are red on top, white on the bottom with alternating stripes at the calf of white, red, gold, red and white. Although several minor changes are made to the stripe width over the years, the primary sock design remains relatively consistent to the present day.



Texans Helmet

1963-67 — The Texans move to Kansas City in '63. Hunt and head coach Hank Stram initially plan on calling the relocated team the "Kansas City Texans." However, general manager Jack Steadman wisely convinces the duo to change the franchise's nickname to "Chiefs." The club's uniform remains virtually unchanged, with the exception of the helmet logo. The state of Texas is replaced on the headgear by a design originally sketched by Hunt on a napkin. Hunt's inspiration for the interlocking "KC" design was the "SF" inside of an oval on San Francisco's helmets. Kansas City's overlapping initials appear inside a white arrowhead instead of an oval and are surrounded by a thin black outline. The result is one of the most distinctive helmets in all of football.

1968 — The most dramatic changes to the Chiefs uniform come in '68. Head coach Hank Stram prefers more red in the club's road attire and orders red pants to go with the team's white road jerseys. Stram asserts that the red pants will match the red numerals on the white road jerseys. While Stram's fashion sense is never in question, some in the organization theorize that the superstitious Stram really wants to part ways the white pants because the club lost Super Bowl I while wearing them. No matter the logic, the

white pants are not seen again during the Stram era. The club's new red pants feature alternating vertical stripes of white, red, gold, red and white and are paired with predominantly white socks that feature striping of red, gold and red at the calf. Alterations are also made to the club's jerseys at this time. Sleeves are shortened from three-quarter length to their present-day short-sleeve status. Stripes are also introduced on the bottom of the sleeves, where they still reside. Red jerseys feature white, gold and white stripes on the sleeves, while the club's white jerseys receive red, gold and red stripes.



Texans DT Jerry Mays (75) and QB Len Dawson (16) pose along with head coach Hank Stram in '65 sporting the home jerseys the club wore from '60-67. Note the rolled-up sleeves and the barely visible gold trim.

1969 — After winning the AFL Championship Game, Stram orders new red jerseys to be worn in Super Bowl IV and they are delivered just days before the game. Stram also directs equipment manager Bobby Yarborough to have all the helmets repainted before the Super Bowl, but relents after players insist on wearing their "battle-scarred" headgear. The "AFL-10" patch worn on the left shoulder of Kansas City's jerseys in Super Bowl IV is the brainchild of AFL President Mill Woodard. During the entire '69 season, all NFL teams wear an "NFL-50" patch which commemorates the NFL's 50th Anniversary season. Woodard counters with a patch of his own to celebrate the 10-year existence of the AFL, which is proudly worn by the Chiefs on behalf of the entire AFL in their 23-7 victory vs. Minnesota (1/11/70).



AFL-10 Patch

1970 — Following Super Bowl IV, the team's cloth jerseys give way to a more breathable mesh fabric. Heat-transfer numerals and letters replace sewn-on "tackle twill" characters. The style of the numerals and letters changes slightly. The characters decrease in size, while the gold trim around both the numerals and letters expands to become more visible. Jersey numerals remain this size before eventually returning to larger proportions in the early '80s.

1974 — The club's facemask changes from gray to white. A change in manufacturers results in a slightly smaller arrowhead logo on the helmet with a thicker black border compared to the design of the '60s.

DT Buck Buchanan displays the club's road uniform of the '70s. Note the white facemask, red pants and heat-transfer numerals.



1983 — The Chiefs wear a circular patch on their left upper chest bearing a gold eagle and the number 37 in memory of RB Joe Delaney who drowned on June 29, 1983 in Monroe, Louisiana after trying to save the lives of three youngsters.



Joe Delaney Patch



DE Art Still (67), S Gary Barbaro (26) and WR J.T. Smith (86) represented the Chiefs in the Pro Bowl following the '80 season and display a look in '81 that remained constant until '88. Note the red belts.

1984 — The original eight American Football League teams all wear circular "Silver Anniversary" patches on the upper left chest of their jerseys commemorating the 25th anniversary of the AFL and their respective franchises. Kansas City's patch features the Chiefs helmet and the AFL logo.



Silver Anniversary Patch

1989 — The arrival of head coach Marty Schottenheimer signals the club's most dramatic uniform change in over 20 years. Schottenheimer asks and receives permission from Hunt to revert to back to white pants on the road, a "white-on-white" look that has not been utilized by the Chiefs since '67. White belts also return to the club's pants after using red belts at various periods of the '70s and '80s. Kansas City reintroduces the white pants at Denver (9/10/89) and maintains this look on the road through the '99 season.



RB Marcus Allen in white-on-white.

1991 — A sticker bearing the American Flag adorns the back of all NFL helmets to honor troops fighting in the Gulf War. The NFL Shield becomes a standard part of all NFL uniforms, appearing on the back of helmets, on the "v" of jerseys and on the left hip of pants.

1992 — The club wears a black panel with the white initials "WWD" on the upper left chest of its jersey in memory of Director of Player Personnel Whitey Dovel, who passed away on May 11, 1992. The team also paints the number "86" on the field at Arrowhead Stadium to honor the memory of Hall of Fame DT Buck Buchanan, who passed away on July 16, 1992.



WWD Patch



35th Anniversary Patch

1994 — Solid fabric jerseys complete with "tackle twill" numerals and letters return, taking the place of mesh jerseys and heat-transfer characters. All NFL teams wear "NFL Diamond Anniversary" patches on their left upper chest in honor of the league's 75th season. The Chiefs also wear a "35th Anniversary" patch on their right

upper chest in celebration of the franchise's 35th season. The patch features the AFL, Texans and Chiefs logos. It marks the only time in team history the club has worn two different patches in the same season. The Chiefs also wear "Throwback" uniforms — replicas of the club's '63 attire — for games at Atlanta (9/18/94) and vs. St. Louis (9/25/94).



75th Anniversary Patch



RB Marcus Allen (32), DE Neil Smith (90), T John All (76), QB Joe Montana (19) and LB Derrick Thomas (58) represented the Chiefs in the Pro Bowl following the '93 season. These '94 jerseys were the only uniforms in team history to feature a pair of commemorative patches. Note that Smith, All and Thomas have made their own "fashion statements" by rolling up their sleeves.

1999 — The club wears a "40th Anniversary" patch in honor of the franchise's 40th season. The patch features the AFL and Chiefs logos.



40th Anniversary Patch

2000 — The Chiefs wear a circular sticker bearing the number "58" on the back of their helmets in memory of LB Derrick Thomas, who passed away on February 8, 2000. Ever mindful of Stram's legacy and the franchise's glory days, head coach Gunther Cunningham receives Hunt's blessing to revert back to the red pants on the road. The resurrected red pants debut in a 23-22 win at Denver (9/24/00) and remain a fixture of the club's road attire.



58 Sticker

2001 — A sticker bearing the American Flag returns to the back of all NFL helmets following the terrorist attacks of September 11th. The flag reappears on Chiefs helmets vs. the N.Y. Giants (9/23/01) and remains there to this day.



U.S. Flag Sticker

2002 — The Chiefs wear a "40th Anniversary in Kansas City" patch vs. Oakland (10/27/02), commemorating the franchise's 40th season in Mid-America. "The Scout" — Kansas City's most recognizable civic icon — is prominently featured on the patch along with Kansas City's downtown skyline. The NFL Equipment Shield replaces NFL Shield on jerseys and pants.



40th Anniversary in KC Patch

Note: Special thanks to Bobby Bell, Chiefs equipment manager Mike Davidson, Len Dawson, Flick Dean of the Topeka Capital-Journal, Bob Gretz of KCFX Radio, former Chiefs team photographer Rod Hanna, Lamar Hunt, former Chiefs equipment manager Bobby Yarborough and Chiefs photographer Hank Young for their research assistance.

ALL-TIME ROSTER

Player	Pos.	Jersey(s) Worn	College	Year(s) Played	Year(s) Started
A					
Abell, Bud	LB	52	Missouri	1966-68	
Acker, Bill	NT/DE	64, 74	Texas	1982, 87	
Adamle, Mike	RB	1	Northwestern	1971-72	
Adams, Tony	QB	11	Utah State	1975-78	
Adams, Vashone	S	26	Eastern Michigan	1998	
Adickes, Mark	G	61	Baylor	1986-89	1986-89
Adkins, Kevin	C	65	Oklahoma	1987	
Agajanian, Ben	K	3	New Mexico	1961	
Agee, Tommie	RB	32	Auburn	1989	
Aguiar, Louie	P	5	Utah State	1994-98	1994-98*
Ale, Arnold	LB	56	UCLA	1994	
Alexander, Derrick	WR	82	Michigan	1998-01	1998-01
Alford, Darnell	T	72	Boston College	2000-02	
Allen, Marcus	RB	32	Southern California	1993-97	1993-96
Allen, Nate	CB	48	Texas Southern	1971-74	1973-74
Allen, Taje	CB	26	Texas	2001-02	
Allotey, Victor	G	69	Indiana	2001-02	
Alt, John	T	76	Iowa	1984-96	1987-96
Anders, Kimble	FB	38	Houston	1991-00	1993-98, 00
Andersen, Jason	G/C	67	Brigham Young	2002	
Andersen, Morten	K	8	Michigan State	2002	2002*
Anderson, Curtis	DE	90	Central State (Ohio)	1979	
Anderson, Darren	CB	44	Toledo	1994-97	
Anderson, Erick	LB	50	Michigan	1992-93	
Andrews, Billy	LB	53	Southwest Louisiana	1976-77	1976-77
Andrusyshyn, Zenon	P	7	UCLA	1978	1978*
Ane, Charlie	C	56	Michigan State	1975-80	
Arbanas, Fred	TE	84	Michigan State	1962-70	1962-70
Arnold, Jim	P	6	Vanderbilt	1983-85	1983-85*
Arnold, Walt	TE	87	New Mexico	1984-87	1985-86
Ashley, Walker Lee	LB	54	Penn State	1989	1989
Atkins, Larry	S/LB	35, 50	UCLA	1999-02	
Auer, Scott	G/T	68	Michigan State	1984-85	1985
Austin, Hise	CB	21	Prairie View	1975	
Avery, Ken	LB	53	Southern Mississippi	1975	
B					
Baab, Mike	C	60	Texas	1992	
Baber, Billy	TE	45	Virginia	2001-02	
Bailey, Mark	RB	39	Cal State Long Beach	1977-78	1977-78
Bailey, Victor	WR	85, 88	Missouri	1995-96	
Baker, Jon	K	12	Arizona State	1999	
Baldinger, Gary	DE	91	Wake Forest	1986-88	
Baldinger, Rich	T	77	Wake Forest	1983-92	1987-88, 90-92
Barbaro, Gary	S	26	Nicholls State	1976-82	1976-82
Barker, Bryan	P	4	Santa Clara	1990-93	1990-93*
Barndt, Tom	DT/G	71	Pittsburgh	1996-99	1998-99
Barnes, Charley	E	82	Northeast Louisiana	1961	
Barnes, Lew	WR	80	Oregon	1989	
Barnes, Pat	OB	17	California	1997	
Barnett, Tim	WR	82	Jackson State	1991-93	1991
Bartee, William	CB	24	Oklahoma	2000-02	2002
Barton, Jim	C	50	Marshall	1960	1960
Bartrum, Mike	TE	87	Marshall	1993	
Baugh, Tom	C	58	Southern Illinois	1986-88	1987-88
Bayless, Martin	S	21, 30	Bowling Green	1992-93, 95-96	1992-93
Beathard, Pete	QB	10	Southern California	1964-67, 73	
Beckman, Ed	TE	85	Florida State	1977-84	1983
Beisel, Monty	DE/LB	96	Kansas State	2001-02	
Beisler, Randy	G	64	Indiana	1975	
Bell, Billy	CB	40	Lamar	1991	
Bell, Bobby	LB	78	Minnesota	1963-74	1963-74
Bell, Mike	DE	99	Colorado State	1979-85, 87-91	1981-85, 87-89
Belser, Ceasar	DB	24	Arkansas AM&N	1968-71	
Belser, Jason	S	29	Oklahoma	2001-02	
Belton, Horace	RB	35	Southeast Louisiana	1978-81	
Bennett, Donnell	RB	30	Miami (Fla.)	1994-00	1998
Bentley, Scott	K	9	Florida State	1999	
Bergey, Bruce	TE	84	UCLA	1971	
Bernet, Ed	E	85	Southern Methodist	1960	
Bernhardt, Roger	G	68	Kansas	1975	
Best, Keith	LB	55	Kansas State	1972	
Biodrowski, Dennis	G	61	Memphis State	1963-67	
Birden, J.J.	WR	88	Oregon	1990-94	1992-94
Bishop, Sonny	G	66	Fresno State	1962	

Player	Pos.	Jersey(s) Worn	College	Year(s) Played	Year(s) Started
Black, James	DE	67	South Carolina State	1987	
Blackledge, Todd	QB	14	Penn State	1983-87	1984-86
Blackshear, Jeff	G	60	NE Louisiana	2000	2000
Blakely, Robert	WR	83	North Dakota State	1982	
Blanton, Jerry	LB	57	Kentucky	1979-85	1981-84
Blaylock, Derrick	RB	23	Stephen F. Austin	2001-02	
Bledsoe, Curtis	RB	30	San Diego State	1981-82	
Blundin, Matt	QB	14	Virginia	1992-95	
Boerigter, Marc	WR	85	Hastings	2002	
Bolden, Juran	CB	43	Mississippi Delta, J.C.	1999	
Bono, Steve	QB	13	UCLA	1994-96	1995-96
Booker, Vaughn	DE	99	Cincinnati	1994-87	1995-97
Bookman, John	DB	22	Miami (Fla.)	1960	
Boydston, Max	E	81	Oklahoma	1960-61	1960-61
Branch, Mel	DE	87	Louisiana State	1960-65	1960-65
Brannon, Solomon	DB	38	Morris Brown	1965-66	
Briggs, Bob	DE	84	Heidelberg	1974	
Brockington, John	RB	43	Ohio State	1977	1977
Brooker, Tommy	E/K	81	Alabama	1962-66	1962-66*
Brooks, Bucky	CB	45	North Carolina	1967-98	
Brown, Aaron	DE	87	Minnesota	1966-72	1968-71
Brown, Eric	WR	86	Tulsa	1987	
Brown, Larry	T	79	Miami (Fla.)	1978-79	
Brown, Theolis	RB	27	UCLA	1983-84	1983-84
Browning, John	DE/DT	93	West Virginia	1996-02	1997-98, 00-02
Brunson, Larry	WR	83	Colorado	1974-77	1975-77
Bryant, Bob	E	89	Texas	1960	1960
Bryant, Trent	CB	45	Arkansas	1982-83, 87	
Buchanan, Buck	DT	86	Grambling	1963-75	1963-75
Budde, Brad	G	66, 71	Southern California	1980-86	1981-86
Budde, Ed	G	71	Michigan State	1963-76	1964-74
Burford, Chris	E	88	Stanford	1960-67	1960-67
Burgmeier, Ted	S	48	Notre Dame	1978	
Burks, Ray	LB	59	UCLA	1977	
Burruss, Lloyd	S	34	Maryland	1981-91	1981-88
Bush, Lew	LB	51, 56	Washington State	2000-02	2000-01
Butler, Gary	TE	82	Rice	1973	
Butler, Gerald	WR	86	Nicholls State	1977	

C

Cadrez, Glenn	LB	51, 59	Houston	2001-02	
Cadwell, John	G	61	Oregon State	1961	
Cancik, Phil	LB	56	Northern Arizona	1981	
Cannon, Billy	TE	80	Louisiana State	1970	
Cannon, Mark	C	70	Texas-Arlington	1989	
Carlson, Dean	QB	9	Iowa State	1972-74	
Carolan, Reg	E	80	Idaho	1964-68	
Carruth, Paul Ott	RB	30	Alabama	1989	
Carson, Carlos	WR	88	Louisiana State	1980-89	1982-88
Carter, Dale	CB	34	Tennessee	1992-98	1992-98
Carter, M.L.	CB	42	Cal State-Fullerton	1979-81	1979
Carter, Perry	CB	22	Southern Mississippi	1995	
Case, Frank	DE	95	Penn State	1981	
Cash, Keith	TE	89	Texas	1992-96	1992, 94-95
Caver, Quinton	LB	52	Arkansas	2002	
Cherry, Deron	S	20	Rutgers	1981-91	1983-91
Chilton, Gene	G/C	62	Texas	1989	
Christopher, Herb	S	41	Morris Brown	1979-82	1979-80
Clark, Bruce	DE	95	Penn State	1989	
Clark, Wayne	QB	13	U.S. International	1975	
Clavelle, Shannon	DT	91	Colorado	1997	
Clements, Tom	QB	2	Notre Dame	1980	
Clemons, Duane	DE	99	California	2000-02	2000-02
Clemons, Michael	RB	46	William & Mary	1987	
Cloud, Michael	RB	34	Boston College	1999-02	
Coan, Bert	RB	23	Kansas	1963-68	
Cocroft, Sherman	S	22	San Jose State	1985-87	
Coffman, Paul	TE	84	Kansas State	1986-87	
Cofield, Tim	LB	54	Elizabeth City State	1986-88	1986-88
Colbert, Darrell	WR	81	Texas Southern	1987-88	
Colbert, Lewis	P	5	Auburn	1986-87	1986*
Collier, Tim	CB	37	East Texas State	1976-79	1977-79
Collins, Mark	CB/S	25	Cal State-Fullerton	1994-96	1994-96
Collins, Ray	DT	71	Louisiana State	1960-61	1960-61
Collins, Todd	QB	15	Michigan	1998-02	
Colter, Jeff	DB	48	Kansas	1987	
Condon, Tom	G	65	Boston College	1974-84	1975-84

Player	Pos.	Jersey(s) Worn	College	Year(s) Played	Year(s) Started
Cooper, Louis	LB	55	Western Carolina	1985-90	1986-87
Copeland, Danny	S	25	Eastern Kentucky	1989-90	
Corey, Walt	LB	56	Miami (Fla.)	1960-66	1960-64
Cornelison, Jerry	T	74	Southern Methodist	1960-65	1960-61
Craig, Reggie	WR	80	Arkansas	1975-76	
Crawford, Keith	S	41	Howard Payne	1998	
Criswell, Jeff	T	69	Graceland (Iowa)	1995-98	1995, 97-98
Crockett, Ray	CB	39	Baylor	2001-02	2001
Culp, Curley	DT	61	Arizona State	1968-74	1969-73



T John Alt



S Lloyd Burruss



S Deron Cherry



QB Len Dawson

D

Daney, George	G	60	Texas-El Paso	1968-74	1974
Daniels, Calvin	LB	50	North Carolina	1982-85	1983-85
Daniels, Clemon	DB	36	Prairie View	1960	
Davidson, Cotton	QB/P	19	Baylor	1960-62	1960-61
Davis, Anthony	LB	50	Utah	1994-98	1996-98
Davis, Dick	DE	86	Kansas	1962	
Davis, Ricky	S	40	Alabama	1977	
Davis, Willie	WR	84	Central Arkansas	1991-95	1992-95
Dawson, Lake	WR	80	Notre Dame	1994-97	1995, 97
Dawson, Len	QB	16	Purdue	1962-75	1962-75
Dawson, Mike	NT	73	Arizona	1984	
DeBerg, Steve	QB	17	San Jose State	1988-91	1988-91
DeBernardi, Fred	DE	69	Texas-El Paso	1974	
deBruijn, Case	P	5	Idaho State	1982	
Delaney, Joe	RB	37	Northwestern Louisiana	1981-82	1981-82
Del Rio, Jack	LB	50	Southern California	1987-88	1987-88
Dennis, Pat	CB	41	Louisiana-Monore	2000-01	2000
Diamond, Charlie	T	79	Miami (Fla.)	1960-63	1960-63
Dickerson, Ron	WR	23	Arkansas	1993-94	
Dickinson, Bo	FB	32	Southern Mississippi	1960-61	
DiGiacomo, Curt	G	65	Arizona	1988	
DiMidio, Tony	T	72	West Chester	1966-67	
Dimmick, Tom	C	55	Houston	1960	
Dirden, Johnny	WR	80	Sam Houston State	1979	
Dishman, Cris	CB	26	Purdue	1999	1999
Dixon, Al	TE	84	Iowa State	1979-82	1981-82
Dixon, Ernest	LB	56	South Carolina	1998	
Dixon, Ronnie	DT	90	Cincinnati	1998	
Dohring, Tom	T	71	Michigan	1992	
Dombroski, Paul	S	46	Linfield	1980-81	
Donaldson, Jeff	S	42	Colorado	1990	1990
Donnalley, Rick	C	51	North Carolina	1986-87	1986-87
Dorsey, Larry	WR	80	Tennessee State	1978	
Dotson, Alphonse	DT	79	Grambling	1965	
Doubiago, Dan	T	66	Utah	1987	
Downing, Eric	DT	79, 92	Syracuse	2001-02	2001
Dozier, Cornelius	S	26	Southern Methodist	1987	
Drayton, Troy	TE	87	Penn State	2000	
Dressel, Chris	TE	93	Stanford	1989	
Dressler, Doug	RB	41	Chico State	1975	
Drougas, Tom	T	76	Oregon	1974	
Dumas, Troy	LB	55	Nebraska	1995-97	
Duncan, Randy	QB	15	Iowa	1961	
Dunn, Jason	TE	89	Eastern Kentucky	2000-02	
Dyal, Mike	TE	87	Texas A&I	1992-93	

Player	Pos.	Jersey(s) Worn	College	Year(s) Played	Year(s) Started
E					
Easy, Omar	FB	43	Penn State	2002	
Eatman, Irv	T	75	UCLA	1986-90	1986-89
Edwards, Donnie	LB	59	UCLA	1996-01	1997-01
Elkins, Mike	QB	10	Wake Forest	1989-90	
Elliott, Lin	K	2	Texas Tech	1994-95	1994-95*
Ellison, Willie	RB	24	Texas Southern	1973-74	1973
Elrod, Jimbo	LB	57	Oklahoma	1976-78	
Enis, Hunter	QB	14	TCU	1960	
Epps, Jack	S	25	Kansas State	1987	
Espinoza, Alex	QB	12	Iowa State	1987	
Estell, Richard	WR	84	Kansas	1987	
Estes, Lawrence	DE	74	Alcorn A&M	1975-76	
Evans, James	RB	41	Southern	1987	
Evans, Mike	DE	94	Michigan	1992	
Everett, Eric	CB	39	Texas Tech	1991	

F					
Fada, Rob	G	65	Pittsburgh	1985	
Farrier, Curt	DT	70	Montana State	1963-65	
Favors, Greg	LB	54	Mississippi State	1998	
Feehery, Gerry	C	64	Syracuse	1988	
Fields, Jaima	LB	59	Washington	1993-95	
Fields, Jitter	RB	46	Texas	1987	
Finley, Clint	S	38	Nebraska	2002	
Flores, Tom	QB	12	Pacific	1969	
Flynn, Don	DB	18	Houston	1960-61	1960-61
Fournet, Sid	G	62	Louisiana State	1960-61	1960-61
Fraser, Jim	LB	51	Wisconsin	1965	
Frazier, Cliff	DT	61	UCLA	1977	
Frazier, Randy	LB	95	Morehead State	1987	
Frazier, Wayne	C	66	Auburn	1966-67	1966
Frazier, Willie	TE	83	Arkansas AM&N	1971-72	
Freeman, Eddie	DE	71	Alabama-Birmingham	2002	
Frey, Dick	DE	66	Texas A&M	1960	
Fujita, Scott	LB	51	California	2002	2002
Fuller, Steve	QB	4	Clemson	1979-82	1979-80

G					
Gagliano, Bob	QB	11	Utah State	1981-83	
Gagner, Larry	G	79	Florida	1972	
Gaines, Clark	RB	21	Wake Forest	1981-82	
Gamble, Kenny	RB	48	Colgate	1988-90	
Gammon, Kendall	TE	83	Pittsburg State	2000-02	
Gannon, Rich	QB	12	Delaware	1995-98	1998
Gant, Earl	RB	23	Missouri	1979-80	
Garcia, Bubba	WR	80	Texas-El Paso	1980	
Gardner, Ellis	T	75	Georgia Tech	1983	
Garrett, Mike	RB	21	Southern California	1966-70	1966-70
Gauntly, Steve	WR	83	Northern Colorado	1979	
Gay, Matt	S	49	Kansas	1994	
Gehrke, Jack	WR	17	Utah	1968	
George, Ron	LB	55	Stanford	1998-99	
Germaine, Joa	QB	7	Ohio State	2001	
Getty, Charlie	T	77	Penn State	1974-82	1974-76, 78-82
Getz, Lee	G	71	Rutgers	1987	
Gilliam, Jon	C	65	East Texas State	1961-67	1962-67
Golub, Chris	S	47	Kansas	1977	
Gonzalez, Tony	TE	88	California	1997-02	1998-02
Goodburn, Kelly	P	2	Emporia State	1987-90	1987-88, 90*
Gossett, Jeff	P	7	Eastern Illinois	1981-82	1982*
Graham, Derrick	T	74	Appalachian State	1990-94	1994
Graham, Tom	LB	56	Oregon	1974	
Granderson, Rufus	T	75	Prairie View	1960	
Gray, Carlton	CB	23	UCLA	1999-00	
Gray, Tim	S	46	Texas A&M	1976-78	1976-78
Grayson, Dave	DB	45	Oregon	1961-64	1962-64
Grbac, Elvis	QB	11, 18	Michigan	1997-00	1997-00
Green, Boyce	RB	40	Carson Newman	1986	
Green, Gary	CB	24	Baylor	1977-83	1977-83
Green, Trent	QB	10	Indiana	2001-02	2001-02
Green, Woody	RB	27	Arizona State	1974-76	1974-76
Greene, Ted	LB	54	Tampa	1960-62	
Greene, Tom	QB	14	Holy Cross	1961	
Greene, Tracy	TE	87	Grambling	1994	
Griffin, Leonard	DE	98	Grambling	1986-93	1988-89, 92
Griffin, Stephen	RB	39	Tennessee State	1987	
Grow, Monty	S	22	Florida	1994	

Player	Pos.	Jersey(s) Worn	College	Year(s) Played	Year(s) Started
Grunhard, Tim	C	61	Notre Dame	1990-00	1990-00
Grupp, Bob	P	1	Duke	1979-81	1979-81*
Gunter, Michael	RB	38	Tulsa	1984	

H

Hackett, Dino	LB	56	Appalachian State	1986-92	1986-91
Hadley, David	CB	23	Alcorn	1970-72	
Hadnot, James	RB	48	Texas Tech	1980-83	1980-81
Hagy, John	S	22	Texas	1991	
Hall, Dante	RB/WR	20, 82	Texas A&M	2000-02	
Hamilton, Andy	WR	80	Louisiana State	1973-74	
Hamilton, Rick	LB	53	Central Florida	1994-95	
Hamm, Bob	DE	90	Nevada-Reno	1985	
Hamrick, James	K	4	Rice	1987	
Hancock, Anthony	WR	82	Tennessee	1982-86	1983
Hardison, Dee	NT	93	North Carolina	1988	
Hargain, Tony	WR	81	Oregon	1992	
Harrell, James	LB	57	Florida	1987	
Harris, Bob	LB	92	Auburn	1987	
Harris, Corey	CB	40	North Alabama	2001-02	
Harris, Eric	CB	44	Memphis State	1980-82	1980-82
Harris, Jimmy	DB	44	Oklahoma	1960-61	1960-61
Harris, Michael	C/G	73	Grambling	1989	
Harrison, Glynn	RB	22	Georgia	1976	
Harry, Emile	WR	86	Stanford	1986-92	
Harts, Shaunard	S	42	Boise State	2001-02	2002
Harvey, James	G	64	Jackson State	1987-88	
Harvey, Marvin	TE	83	Southern Mississippi	1981	
Harvey, Stacy	LB	59	Arizona State	1989	
Haslip, Wilbert	RB	34	Hawaii	1979	
Hasty, James	CB	40	Washington State	1995-00	1995-00
Hawkins, Andy	LB	59	Texas A&I	1988	
Hayes, Jonathan	TE	85	Iowa	1985-93	1987-93
Hayes, Wendell	RB	38	Humboldt State	1968-74	1970-74
Haynes, Abner	RB	28	North Texas State	1960-65	1960-63
Haynes, Louis	LB	56	North Texas State	1982-83	
Headrick, Sherrill	LB	69	Texas Christian	1960-67	1960-67
Heard, Herman	RB	44	Southern Colorado	1984-89	1984-87, 89
Helton, Darius	G	62	North Carolina Central	1977	
Herkenhoff, Matt	T	60	Minnesota	1976-85	1976-78, 80-85
Hicks, Eric	DE	98	Maryland	1998-02	1999-02
Hicks, Kerry	DE/DT	94	Brigham Young	1996-97	
Hicks, Sylvester	DE	75	Tennessee State	1978-81	1978-79
Hill, Dave	T	73	Auburn	1963-74	1963-73
Hill, Greg	CB	23	Oklahoma State	1984-88	
Hill, Greg	RB	27, 29	Texas A&M	1994-97	1997
Hill, Jim	DB	12	Sam Houston	1966	
Hill, Kenny	S	41	Yale	1989	
Hill, Mack Lee	RB	36	Southern (La.)	1964-65	1964-65
Hines, Jimmy	E	81	Texas Southern	1970	
Hobgood-Chittick, Nate	DT	94	North Carolina	2001-02	
Hodges, Eric	WR	89	Florida	1987	
Holland, Darius	DT	99	Colorado	1998	
Holle, Eric	DE	93	Texas	1984-87	
Hollis, David	DB	25	UNLV	1988	
Holloway, Tony	LB	97	Nebraska	1987	
Holmes, Bruce	LB	57	Minnesota	1987	
Holmes, Pat	DE	74	Texas Tech	1973	
Holmes, Priest	RB	31	Texas	2001-02	2001-02
Holmes, Robert	RB	45	Southern (La.)	1968-71	1968-69
Holohan, Pete	TE	89	Notre Dame	1991	
Holston, Mike	WR	84	Morgan State	1985	
Holub, E.J.	C/LB	55	Texas Tech	1961-70	1961-70
Homan, Dennis	WR	21	Alabama	1971-72	1972
Hoppock, Doug	T	79	Kansas State	1987	
Horn, Joe	WR	84	Itawamba J.C.	1996-99	
Horton, Ethan	RB	32	North Carolina	1985	
Houston, Bobby	LB	57	North Carolina State	1997	
Howard, Thomas	LB	52	Texas Tech	1977-83	1978-83
Howard, Todd	LB	53	Texas A&M	1987-88	
Huarte, John	QB	7	Notre Dame	1969-71	
Hudock, Mike	C	54	Miami (Fla.)	1967	
Hudson, Bob	LB	61	Clemson	1960	
Hudson, Doug	QB	11	Nicholls State	1987	
Hughes, Danan	WR	83	Iowa	1993-98	
Hull, Bill	DE	85	Wake Forest	1962	
Humphrey, Tom	C	52	Abilene Christian	1974	

Player	Pos.	Jersey(s) Worn	College	Year(s) Played	Year(s) Started
Hunt, Bobby	DB	20	Auburn	1962-67	1962-67
Hurston, Chuck	DE	85	Auburn	1965-70	1966-67
Husted, Michael	K	7	Virginia	2002	
Hyde, Glenn	C	52	Pittsburgh	1987	

I

Ingram, Byron	G	60	Eastern Kentucky	1987-88	
---------------	---	----	------------------	---------	--

J

Jackson, Billy	RB	43	Alabama	1981-84	1982-84
Jackson, Charles	LB	51	Washington	1978-84	1981-82
Jackson, Charlie	DB	40	Southern Methodist	1960	
Jackson, Curtis	WR	14	Texas	2002	
Jackson, Frank	WR/HB	26	Southern Methodist	1961-65	1962-65
Jackson, Gerald	S	38	Mississippi State	1979	
Jacoby, Mitch	TE	85	Northern Illinois	1999	
Jakes, Van	DB	22	Kent State	1983-84	
Jamison, George	LB	57	Cincinnati	1994-96	1994-95
Jankowski, Bruce	WR	41	Ohio	1971-72	
Jaworski, Ron	QB	7	Youngstown State	1989	
Jaynes, Dave	QB	12	Kansas	1974	
Jenkins, Keyvan	RB	41	UNLV	1988	
Jenkins, Trezelle	T	74	Michigan	1995-97	
Jeralds, Luther	DE	89	North Carolina College	1961	
Johnson, Clyde	CB	23	Kansas State	1997	
Johnson, Curley	HB	33	Houston	1960	
Johnson, Dick	E	85	Minnesota	1963	
Johnson, Jack	DB	32	Miami (Fla.)	1961	
Johnson, Jimmie	TE	45	Howard	1994	
Johnson, Ken	DE	97	Knoxville	1987	
Johnson, Lonnie	TE	83	Florida State	1999	
Johnson, Melvin	S	35	Kentucky	1998	
Johnson, Reggie	TE	85	Florida State	1996	
Johnson, Sidney	CB	45	California	1988	
Johnson, Stone	RB	33	Grambling	1963	
Jolly, Ken	LB	52	Mid-America Nazarene	1984-85	1985
Jones, Bill	RB	43	Southwest Texas State	1990-92	1990-92
Jones, Doug	DB	32	San Fernando Valley	1973-74	
Jones, E.J.	RB	48	Kansas	1985	
Jones, Fred	LB	96	Florida State	1987	
Jones, Fred	WR	80	Grambling	1990-93	
Jones, Hassan	WR	81	Florida State	1993	
Jones, Reggie	WR	9, 11	Louisiana State	1997, 2001	
Jones, Rod	TE	81	Washington	1987-88	
Jones, Victor	RB	46	Louisiana State	1994	
Jones, Willie	T	73	Grambling	2000-02	
Jozwiak, Brian	G	73	West Virginia	1986-88	
Julien, Jarmar	RB	27	San Jose State	2002	
Junkin, Mike	LB	93	Duke	1989	

K

Kaiser, Jason	CB	24	Culver-Stockton	1998	
Kauahi, Kani	C	65	Hawaii	1992	
Kearney, Jim	DB	46	Prairie View	1967-75	1968-75
Kearney, Tim	LB	50	Northern Michigan	1975	
Keating, Tom	DT	74	Michigan	1974-75	1974
Keel, Mark	TE	80	Arizona	1987	
Keelar, Bill	WR	82	Stanford	1978	
Kelley, Ed	DB	44	Texas	1961	
Kelly, Bobby	T	70	New Mexico State	1967	
Kenney, Bill	QB	9	Northern Colorado	1979-88	1981-87
Kennison, Eddie	WR	87	Louisiana State	2001-02	2002
Keyes, Leroy	RB	23	Purdue	1973	
King, Bruce	RB	46	Purdue	1985-86	1985
Kinney, Jeff	RB	31	Nebraska	1972-76	1975
Kirchbaum, Kelly	LB	62	Kentucky	1980	
Kirchner, Mark	T/G	64	Baylor	1983	
Klug, Dave	LB	55	Concordia (Minn.)	1981-83	
Knapp, Lindsay	G/T	65	Notre Dame	1993-94	
Koch, Pete	DE	74	Maryland	1985-87	1986-87
Koss, Stein	TE	80	Arizona State	1987	
Kragen, Greg	DT	71	Utah State	1994	
Kratzer, Dan	WR	27	Missouri Valley College	1973	
Kremer, Ken	NT	91	Ball State	1979-84	1981-82
Krieg, Dave	QB	17	Milton	1992-93	1992
Krisher, Bill	G	64	Oklahoma	1960-61	1960-61
Kubik, Brad	G	67	S.W. Missouri State	1998-99	

Player	Pos.	Jersey(s) Worn	College	Year(s) Played	Year(s) Started
L					
LaChapelle, Sean	WR	18	UCLA	1996	1996
Lacy, Ken	RB	40	Tulsa	1984-85, 87	
Ladd, Ernie	DT	99	Grambling	1967-68	
LaGrand, Morris	RB	45	Tampa	1975	
Lane, Garcia	CB	48	Ohio State	1985, 87	
Lane, MacArthur	RB	42	Utah State	1975-78	1975-76
Lane, Skip	CB/S	26	Mississippi	1984	
Lanier, Willie	LB	63	Morgan State	1967-77	1968-77
Larpenier, Carl	G	67	Texas	1962	
Lathrop, Kit	DE	70	Arizona State	1986	
Lee, Jacky	QB	15	Cincinnati	1967-69	
Lee, Willie	DT	78	Bethune-Cookman	1976-77	1977
Lewis, Albert	CB	29	Grambling	1983-93	1984-93
Lewis, Garry	CB	21	Alcorn State	1993	
Lewis, Tahauan	CB	21	Nebraska	1992	
Liggitt, Bob	DT	62	Nebraska	1970	
Lindstrom, Chris	DE	60	Boston University	1987	
Lindstrom, Dave	DE	71	Boston University	1978-85	1980, 82
Lingner, Adam	C	51, 62	Illinois	1983-86, 88	
Little, Dave	TE	84	Middle Tennessee	1984	
Livingston, Mike	QB	10	Southern Methodist	1968-79	1969, 73-78
Lloyd, Jeff	NT	74	West Texas State	1978	
Lockett, Kevin	WR	81	Kansas State	1997-00	
Lohmeyer, John	DE	87	Emporia State	1973, 75-77	
Longmire, Sam	DB	15	Purdue	1976-78	
Lothamer, Ed	DT	82	Michigan State	1964-69, 71-72	1965-68
Loveall, Calvin	CB	38	Idaho	1988	
Lowe, Paul	RB	20	Oregon State	1968-69	
Lowery, Nick	K	8	Dartmouth	1980-93	1980-93
Lutz, David	G/T	72	Georgia Tech	1983-92	1983-87, 89-92
Lynch, Jim	LB	51	Notre Dame	1967-77	1968-77

M

Maas, Bill	NT/DE	63	Pittsburgh	1984-92	1984-91
Mack, Cedric	CB	40	Baylor	1992	
Maczuzak, John	DT	72	Pittsburgh	1964	
Maddox, Bob	DE	75	Frostburg State	1975-76	
Malone, Darrell	CB	42	Jacksonville State (Ala.)	1992	
Mandley, Pete	WR	89	Northern Arizona	1989-90	1989
Mangiero, Dino	NT	74	Rutgers	1980-83	1983
Manuel, Sean	TE	95	New Mexico State	1998	
Manumaleuga, Frank	LB	54	San Jose State	1979-81	1979-80
Manusky, Greg	LB	51	Colgate	1994-99	
Marsalis, Jim	CB	40	Tennessee State	1969-75	1969-72
Marshall, Henry	WR	89	Missouri	1976-87	1976-86
Marshall, Larry	DB	22	Maryland	1972-73, 78	
Martin, Chris	LB	57	Auburn	1988-92	1989-92
Martin, Dave	LB	58	Notre Dame	1968	
Martin, Don	CB	47	Yale	1975	
Martin, Eric	WR	85	Louisiana State	1994	
Martin, Steve	DT	90	Missouri	2000	
Marts, Lonnie	LB	51	Tulane	1991-93	1993
Maslowski, Mike	LB	57	Wisconsin-La Crosse	1999-02	2000, 02
Masters, Billy	TE	84	Louisiana State	1975-76	1975-76
Matthews, Steve	QB	15	Memphis State	1994-96	
Matuszak, John	DT	79	Tampa	1974-75	1975
Mays, Jerry	DT/DE	75	Southern Methodist	1961-70	1962-70
McAlister, Ken	LB	94	San Francisco	1984-87	1984
McCabe, Jerry	LB	92	Holy Cross	1988	
McCann, Jim	P	5	Arizona State	1975	
McCarthy, Mickey	TE	81	Texas Christian	1969	
McCleary, Norris	DT	71, 75	East Carolina	2000-01	
McClellion, Central	CB	22	Ohio State	2002	
McClinton, Curtis	RB	32	Kansas	1962-69	1962-67
McDaniels, Pellom	DE	77	Oregon State	1993-98	
McElroy, Reggie	T	70	West Texas State	1993	
McGlockton, Chester	DT	75	Clemson	1998-00	1998-00
McGovern, Rob	LB	50	Holy Cross	1989-90	
McKinney, Odis	S	21	Colorado	1985	
McKnight, Ted	RB	22	Minnesota-Duluth	1977-81	1978-80
McLean, Ron	NT	62	Cal State-Fullerton	1988	
McManus, Danny	QB	14	Florida State	1988	
McMillan, Erik	S	24	Missouri	1993	
McMillian, Mark	CB	29	Alabama	1997-98	1998
McNair, Todd	RB	48	Temple	1989-93, 96	

Player	Pos.	Jersey(s) Worn	College	Year(s) Played	Year(s) Started
McNeil, Pat	RB	45	Baylor	1976-77	
McRae, Jerrold	WR	83	Tennessee State	1978	
McVea, Warren	RB	6	Houston	1969-73	
Meisner, Greg	DE	69	Pittsburgh	1989-90	
Mercer, Mike	K	15	Northern Arizona	1966	1966*
Merz, Curt	G/DE	64	Iowa	1962-68	1962-67
Meyers, Jerry	DE	79	Northern Illinois	1980	
Mickell, Darren	DE	92	Florida	1992-95	1994-95
Miller, Bill	E	82	Miami (Fla.)	1962	
Miller, Cleophus	RB	30	Arkansas AM&N	1974-75	
Miller, Paul	DE	86	Louisiana State	1960-61	1960-61
Milo, Ray	S	27	New Mexico State	1978	
Mincy, Charles	S	42	Washington	1991-94	1992
Minnis, Marvin	WR	81	Florida State	2001-02	2001
Mitchell, Willie	DB	22	Tennessee State	1964-71	1965-68
Montagne, Dave	WR	87	Oregon State	1987	
Montana, Joe	QB	19	Notre Dame	1993-94	1993-94
Moon, Warren	QB	1	Washington	1999-00	
Moorman, Mo	G	76	Texas A&M	1968-73	1968-72
Moreau, Frank	RB	46	Louisville	2000	2000
Morgado, Arnold	RB	21	Hawaii	1977-80	1978
Moriarty, Larry	RB	32	Notre Dame	1986-88	
Morris, Bam	RB	39	Texas Tech	1998-99	1999
Morris, Donnie Joe	RB	22	North Texas State	1974	
Morris, Michael	C	68	N.E. Missouri State	1989	
Morris, Sylvester	WR	84	Jackson State	2000-02	2000
Morton, Johnnie	WR	80	Southern California	2002	2002
Moten, Gary	LB	53	Southern Methodist	1987	
Mumphrey, Lloyd	DE	91	Mississippi Valley State	1987	
Murphy, James	WR	80	Utah State	1981	
Murphy, Yo	WR	17	Idaho	2002	
Murray, Eddie	K	2	Tulane	1992	

N

Napier, Walter (Buffalo)	DT	76	Paul Quinn	1960-61	1960
Nash, Kenny	WR	85	San Jose State	1987	
Nelson, Mark	T	70	Bowling Green	1987	
Nelson, Teddy	CB	49	UNLV	1987	
Newson, Tony	LB	66, 97	Utah State	2002	
Newton, Tim	DT	96	Florida	1993-94	
Nicholson, Jim	T	70	Michigan State	1974-79	1974-77, 79
Nix, Doyle	DB	25	Southern Methodist	1961	
Nott, Mike	QB	7	Santa Clara	1976	
Nottage, Dexter	DT	94	Florida A&M	1997	
Nunnery, R.B.	DT	68	Louisiana State	1960	

O

Oates, Brad	T	72	Brigham Young	1980-81	
Odum, Ricky	S	38	Southern California	1978	
Okoye, Christian	RB	35	Azusa Pacific	1987-92	1987-91
Olderman, Bob	G	64	Virginia	1985	1985
Olenchalk, John	C/LB	63	Stanford	1981-82	
Oliver, Muhammed	CB	26	Oregon	1993	
Olsen, Orrin	C/G	52	Brigham Young	1976	
O'Neal, Andre	LB	52	Marshall	2000-01	
O'Neal, Leslie	DE	91	Oklahoma State	1998-99	1998-99
Oriard, Mike	C	50	Notre Dame	1970-73	
Osiecki, Sandy	QB	11	Arizona State	1984	
Osley, Willie	DB	47	Illinois	1974	
Otis, Jim	RB	35	Ohio State	1971-72	
Owens, Ritchie	DE	97	Lehigh	2001-02	

P

Paige, Stephone	WR	83	Fresno State	1983-91	1985-90
Paine, Jeff	LB	95	Texas A&M	1984-85	
Palewicz, Al	LB	57	Miami (Fla.)	1973-75	
Palmer, Gery	G	73	Kansas	1975	
Palmer, Paul	RB	26	Temple	1987-88	1988
Parker, Anthony	CB	41	Arizona State	1991	
Parker, Glenn	G/T	62	Arizona	1997-99	1997-99
Parker, Kerry	CB	44	Grambling	1984	
Parker, Larry	WR	80	Southern California	1999-01	
Parker, Robert	RB	43	Brigham Young	1987	
Parks, Nate	T	72	Stanford	1997	
Parrish, Don	NT	61	Pittsburgh	1978-82	1978-81
Parten, Ty	DT	91, 97	Arizona	1997-00	
Patton, Marcvus	LB	53	UCLA	1999-02	1999-02

Player	Pos.	Jersey(s) Worn	College	Year(s) Played	Year(s) Started
Paul, Whitney	DE/LB	53	Colorado	1976-81, 86	1976-80
Payton, Eddie	KR	34	Jackson State	1978	
Pearson, Aaron	LB	96	Mississippi State	1986-88	1987-88
Pearson, Barry	WR	85	Northwestern	1974-76	1975
Pearson, Jayce	CB	24	Washington	1986-92	1991
Peay, Francis	T	75	Missouri	1973-74	1973
Pelluer, Steve	QB	11	Washington	1989-91	
Penn, Chris	WR	81	Tulsa	1994-96	1996
Pennington, Durwood	K	1	Georgia	1962	
Perez, Joe	WR	12	Murray State	2000	
Perkins, Horace	CB	20	Colorado	1979	
Perriman, Brett	WR	85	Miami (Fla.)	1997	
Perry, Michael Dean	DT	95	Clemson	1997	
Peterson, Bill	LB	55	San Jose State	1975	1975
Peterson, Cal	LB	50	UCLA	1979-81	
Peterson, Todd	K	2	Georgia	2000-01	2000-01*
Petry, Stan	CB	45	Texas Christian	1989-91	
Phillips, Joe	DT	75	Southern Methodist	1992-97	1992-97
Pickens, Bruce	CB	39	Nebraska	1993	
Pietrzak, Jim	C	62	Eastern Michigan	1987	
Pippens, Woodie	RB	41	Thiel College	1987	
Pitts, Frank	WR	25	Southern (La.)	1965-71	1968-70
Ply, Bobby	DB	14	Baylor	1962-67	
Podolak, Ed	RB	14	Iowa	1969-77	1970-74, 76-77
Pope, Daniel	P	13	Alabama	1999	1999*
Popson, Ted	TE	48	Portland State	1997-98	1997
Porter, Kevin	S	27	Auburn	1988-92	1988-91
Porter, Lewis	E	26	Southern (La.)	1970	
Potter, Steve	LB	58	Virginia	1983	
Powers, Clyde	S	29	Oklahoma	1978	
Prater, Dean	DE	79	Oklahoma State	1982-83	
Pricer, Bill	FB	33	Oklahoma	1961	
Proby, Bryan	DT	67	Arizona State	1995	
Prudhomme, Remi	G	65	Louisiana State	1968-69	
Pruitt, Mike	RB	43	Purdue	1985-86	1985-86
Pupunu, Alfred	TE	85	Weber State	1997	

Q

Quinn, Jonathan	QB	12	Middle Tennessee State	2002	
-----------------	----	----	------------------------	------	--

R

Radecic, Scott	LB	97	Penn State	1984-86	1985-86
Randle, Ervin	LB	55	Baylor	1991-92	1992
Ransom, Derrick	DT	95	Cincinnati	1998-02	2001-02
Rasley, Rocky	G	66	Oregon State	1975	1975
Reamon, Tommy	RB	21	Missouri	1976	1976
Reardon, Kerry	CB	15	Iowa	1971-76	1975-76
Rebstock, Pete	WR	6	Colorado State	2002	
Reed, Tony	RB	32	Colorado	1977-80	1977-80
Reese, Jerry	S	31	Oklahoma	1979-80	1979
Reynolds, Al	G	60	Tarkio	1960-67	1962-64
Rice, Andrew	DT	58	Texas Southern	1966-67	1966
Richardson, Gloster	WR	30	Jackson State	1967-70	1967-69
Richardson, Tony	FB	49	Auburn	1995-02	1999-02
Ricketts, Tom	G	64	Pittsburgh	1993	
Ricks, Lawrence	RB	42	Michigan	1983-84	
Ricks, Mikhael	WR, TE	85	Stephen F. Austin	2000-01	
Riley, Victor	T	66	Auburn	1998-01	1998-00
Rison, Andre	WR	89	Michigan State	1997-99	1997-99
Roaf, Willie	T	77	Louisiana Tech	2002	2002
Roberts, Alfredo	TE	87	Miami (Fla.)	1988-90	1988, 90
Robinson, Johnny	S/HB	42	Louisiana State	1960-71	1960-71
Robinson, Mark	S	30	Penn State	1984-87	
Roche, Brian	TE	85	San Jose State	1998	
Rochester, Paul	DT	72	Michigan State	1960-63	1961-63
Rogers, Steve	T	77	Brigham Young	1987	
Rogers, Tracy	LB	52	Fresno State	1990-96	1993
Rome, Stan	WR	87	Clemson	1979-82	
Romeo, Tony	E	80	Florida State	1961	
Roquemore, Durwood	CB	38	Texas A&I	1982-83	
Rosdahl, Hatch	DE	76	Penn State	1964-65	
Rose, Donovan	CB	27	Hampton Institute	1980	
Ross, Kevin	CB	31	Temple	1984-93, 97	1984-93
Ross, Louis	DE	75	South Carolina State	1975	
Rourke, Jim	G	70	Boston College	1980-84, 86	1980, 84
Rozumek, Dave	LB	55	New Hampshire	1976-79	1978
Rucker, Keith	DT	96	Ohio Wesleyan	1997	
Rudnay, Jack	C	58	Northwestern	1970-82	1970-82
Rush, Bob	C	53	Memphis State	1983-85	1983-85

Player	Pos.	Jersey(s) Worn	College	Year(s) Played	Year(s) Started
S					
Sadowski, Troy	TE	87	Georgia	1991	
Saleaumua, Dan	DT	97	Arizona State	1989-96	1989-96
Sally, Jerome	NT	70	Missouri	1988	
Samuels, Tony	TE	86	Bethune-Cookman	1977-80	1979
Sanders, Clarence	LB	50	Cincinnati	1978	
Sands, Terrell	DE	91	UT-Chattanooga	2001	
Saxon, James	RB	21, 45	San Jose State	1988-91	
Sauerbrun, Todd	P	5	West Virginia	2000	2000*
Saxton, James	HB	10	Texas	1962	
Scott, Todd	S	47	Southwestern Louisiana	1997	
Scott, Willie	TE	81	South Carolina	1981-85	1983-84
Seals, George	DT	67	Missouri	1972-73	
Sellers, Goldie	DB	20	Grambling	1968-69	
Sensibaugh, Mike	S	20	Ohio State	1971-75	1972-75
Seurer, Frank	QB	10	Kansas	1986-87	
Shaw, Dennis	QB	12	San Diego State	1978	
Shehee, Rashaan	RB	22	Washington	1998-99	
Shields, Billy	T	70	Georgia Tech	1985	
Shields, Will	G	68	Nebraska	1993-02	1993-02
Shorthose, George	WR	80	Missouri	1985	
Siglar, Ricky	T	66, 72	San Jose State	1993-96, 98	1993-96
Simien, Tracy	LB	54	Texas Christian	1991-97	1991-96
Simmons, Bob	G	73	Texas	1977-83	1977-80, 83
Simmons, Wayne	LB	56	Clemson	1997-98	1997-98
Simons, Keith	DT	72	Minnesota	1976-77	1976-77
Sims, Ryan	DT	90	North Carolina	2002	
Sims, Tom	NT	95	Pittsburgh	1991-92, 96	
Slaughter, Webster	WR	85, 88	San Diego State	1995	1995
Smith, Blane	S	27	Southern Methodist	1987	
Smith, Chris	RB	47	Notre Dame	1986-87	
Smith, Dave	WR	70	Indiana (Pa.)	1973	
Smith, Fletcher	DB	17	Tennessee A&I	1966-67	
Smith, Franky	T	72	Alabama A&M	1980	
Smith, Jeff	RB	42	Nebraska	1985-86	
Smith, Jeff	C/G	65	Tennessee	1996-99	
Smith, J.J.	RB	22	Kansas State	1995-96	
Smith, J.T.	WR	86	North Texas State	1978-84	1979-81
Smith, Lucious	CB	23	Cal State-Fullerton	1983	
Smith, Michael	WR	83	Kansas State	1992	
Smith, Neil	DE	90	Nebraska	1988-96	1988-96
Smith, Noland	WR	1, 46	Tennessee State	1967-69	
Smith, Sid	T	70	Southern California	1970-72	
Snipes, Angelo	LB	52	West Georgia	1987-89	
Snow, Percy	LB	59	Michigan State	1990-92	1990
Spani, Gary	LB	59	Kansas State	1978-86	1978-85
Spann, Gary	LB	94	Texas Christian	1987	
Spears, Marcus	T	70	Northwestern (La.) State	1997-02	2001
Spikes, Jack	FB/K	30	Texas Christian	1960-64	1960-61, 64
Stams, Frank	LB	55	Notre Dame	1995	
Stargell, Tony	CB	45	Tennessee State	1996	
Staysniak, Joe	G	72	Ohio State	1992	
Stedman, Troy	LB	94	Washburn	1988	
Stein, Bob	LB	66	Minnesota	1969-72	
Steinfeld, Al	C	69	C.W. Post	1982	
Stenerud, Jan	K	3	Montana State	1967-79	1967-79*
Stensrud, Mike	NT/DE	67	Iowa State	1988	
Stephens, Hal	DE	83	Eastern Carolina	1985	
Stephens, John	RB	21	Northwestern (La.) State	1993	
Stephens, Santo	LB	53	Temple	1993	
Stevens, Matt	QB	1	UCLA	1987	
Still, Art	DE	67	Kentucky	1978-87	1978-87
Stills, Gary	LB, DE	55, 56	West Virginia	1999-02	
Stockemer, Ralph	RB	21	Baylor	1987	
Stone, Jack	T	70	Oregon	1960	
Story, Bill	G	62	Southern Illinois	1975	
Stover, Smokey	LB	35	Northeast Louisiana	1960-66	1960-61
Stowers, Tommie	RB	48	Missouri	1994	
Stoyanovich, Pete	K	10	Indiana	1996-00	1996-99*
Strada, John	TE	87	William Jewell	1974	
Stradford, Troy	RB	25	Boston College	1991	
Stroud, Morris	TE	83	Clark	1969-74	1970-74
Stryzinski, Dan	P	4	Indiana	2001-02	2001-02*
Studdard, Les	C	64	Texas	1982	
Sullivan, Kent	P	10	California Lutheran	1992	
Swanson, Pete	G/T	73	Stanford	1998	

Player	Pos.	Jersey(s) Worn	College	Year(s) Played	Year(s) Started
Swink, Jim	HB	23	Texas Christian	1960	
Swoopes, Patrick	NT	67	Mississippi State	1991	
Scott, Dave	G	79	Penn State	1990-00	1990-97, 99

T

Tait, John	T	76	BYU	1999-02	2000-02
Talton, Ken	RB	45	Cornell	1980	
Tamm, Ralph	G	64	West Chester	1997-99	
Tate, Willy	TE	80	Oregon	1998	
Taylor, Jay	CB	27	San Jose State	1993-95	
Taylor, Kitrick	WR	82	Washington State	1988	
Taylor, Otis	WR	89	Prairie View	1965-75	1966-74
Taylor, Roger	T	76	Oklahoma State	1981	
Taylor, Steve	S	48	Kansas	1976	
Terrell, Marvin	G	63	Mississippi	1960-63	1962-63
Terry, Doug	S	24, 25, 32	Kansas	1992-95	1993
Thomas, Bill	RB	43	Boston College	1974	
Thomas, Carlton	CB	38	Elizabeth City State	1987	
Thomas, Charlie	RB	49	Tennessee State	1975	
Thomas, Chris	WR	87	Cal Poly-San Luis Obispo	2001	
Thomas, Derrick	LB	58	Alabama	1989-99	1989-99
Thomas, Emmitt	CB	18	Bishop College	1966-78	1967-78
Thomas, Gene	FB	45	Florida A&M	1966-67	
Thomas, Jewell	RB	31	San Jose State	1983	
Thomas, Ken	RB	35	San Jose State	1983	
Thomas, Robb	WR	81	Oregon State	1989-91	1990-91
Thomas, Todd	C	62	North Dakota	1981	
Thompson, Arland	G	58	Baylor	1987	
Thompson, Bennie	S	46	Grambling	1992-93	
Thompson, Del	RB	39	Texas-El Paso	1982	
Thompson, Ernie	RB	45	Indiana	1993	
Thompson, Leroy	RB	44	Penn State	1995	
Thornbladh, Bob	LB	50	Michigan	1974	
Thorp, Don	DE	71	Illinois	1988	
Threats, Jabbar	DE	65	Michigan State	2002	
Tolliver, Billy Joe	QB	8	Texas Tech	1997	
Tongue, Reggie	S	25, 41	Oregon State	1996-99	1997-99
Trahan, John	WR	83	Southern California	1987	
Traylor, Keith	DT	94	Central Oklahoma	1995-96	
Trosch, Gene	DE	74	Miami (Fla.)	1967-69	
Truluck, R-Kal	DE	91	SUNY Cortland	2002	
Tyrer, Jim	T	77	Ohio State	1961-73	1962-73



WR Otis Taylor



LB Derrick Thomas



CB Emmitt Thomas



T Jim Tyrer

U

Upshaw, Marvin	DE	81	Trinity	1970-75	1971-75
----------------	----	----	---------	---------	---------

V

Valerio, Joe	T	73	Pennsylvania	1991-95	
Vanover, Tamarick	WR	87	Florida State	1995-99	1996
Van Pelt, Alex	QB	10	Pittsburgh	1993	
Vaughn, Jon	RB	21	Michigan	1994	
Villa, Danny	G	72	Arizona State	1993-96	
Vitali, Mark	QB	6	Purdue	1977	
Vlasic, Mark	QB	13	Iowa	1991-92	

W

Wade, Charlie	WR	84	Tennessee State	1977	
Waldrop, Rob	DT	98	Arizona	1994	
Walker, Bracy	S	40, 27	North Carolina	1994, 98-01	
Walker, Derrick	TE	82	Michigan	1994-97	1994, 96
Walker, James	LB	54	Kansas State	1983	

Player	Pos.	Jersey(s) Worn	College	Year(s) Played	Year(s) Started
Walker, John	DT	98	Nebraska-Omaha	1987	
Walker, Wayne	K	68	Northwestern Louisiana	1967	1967*
Wallace, Steve	T	70, 74	Auburn	1997	
Walters, Rod	G	76	Iowa	1976, 78-80	
Walton, Riley	TE	88	Tennessee State	1987	
Walton, Wayne	G/T	72	Abilene Christian	1973-74	
Warfield, Eric	CB	44	Nebraska	1998-02	2001-02
Warner, Charley	DB	25	Prairie View	1963-64	
Washington, Brian	S	29, 48	Nebraska	1995-96	1995-96
Washington, Charles	DB	46	Cameron	1990-91	
Washington, Thomas	DT	64	Winston-Salem St.	2000	
Washington, Tim	CB	42	Fresno State	1982	
Waters, Brian	C	54	North Texas	2000-02	2001-02
Watson, Tim	S	26	Howard	1993-95	
Weathers, Clarence	WR	80	Delaware State	1989	
Webster, David	DB	21	Prairie View	1960-61	1960-61
Webster, Mike	C	53	Wisconsin	1989-90	1989-90
Werner, Clyde	LB	54	Washington	1970-74, 76	
Wesley, Greg	CB	25	Arkansas-Pine Bluff	2000-02	2000-02
Wesson, Ricky	CB	25	Southern Methodist	1977	
West, Lyle	S	30	San Jose State	2002	
West, Robert	WR	26	San Diego State	1972-73	1972
Wetzel, Ron	TE	87	Arizona State	1983	
Whitaker, Danta	TE	82	Mississippi Valley State	1990	
White, Ted	QB	7	Howard	1999	
White, Walter	TE	81, 88	Maryland	1975-79	1977-78
White, William	S	35	Ohio State	1994-96	1994
Whitehurst, David	QB	15	Furman	1984	
Whitmore, David	S	41	Stephen F. Austin	1993-94	1993-94
Wickert, Tom	G	66	Washington State	1977	
Wiegmann, Casey	C	62	Iowa	2001-02	2001-02
Willard, Jerrott	LB	57	California	1998	
Williams, Dan	DE	92	Toledo	1997, 99-01	1999-00
Williams, Harvey	RB	22, 44	Louisiana State	1991-93	
Williams, Jerrol	LB	44	Purdue	1994	
Williams, Jermaine	FB	43	Houston	2001	
Williams, Lawrence	WR	40	Texas Tech	1976-77	1977
Williams, Mike	RB/TE	80	New Mexico	1979-81	1980
Williams, Robert	CB	40	Baylor	1993	
Williams, Robert	CB	46, 29	North Carolina	1998-99	
Williams, Sammy	T	72	Oklahoma	1999	
Williams, Tyrone	DE/DT	90, 96	Wyoming	2000-01	
Williamson, Fred	DB	24	Northwestern	1965-67	1965-66
Willis, Donald	G	60	North Carolina A&T	2000-02	
Wilson, Eddie	QB/P	12	Arizona	1962-64	1962*
Wilson, Jerrel	P	44	Southern Mississippi	1963-77	1963-77*
Wilson, Mike	G	67	Dayton	1975	
Winters, Frank	G/C	65	Western Illinois	1990-91	1990
Wolf, James	DT	73	Prairie View	1976	1976
Wood, Duane	DB	48	Oklahoma State	1960-64	1960-64
Woodard, Ray	DE	70	Texas	1987	
Wooden, Terry	LB	90	Syracuse	1997	1997
Woods, Jerome	S	21, 31	Memphis	1996-02	1997-01
Word, Barry	RB	23	Virginia	1990-92	1992
Word, Mark	DE	67	Jacksonville State	1999	
Worthen, Naz	WR	84	North Carolina State	1989-90	
Wright, Elmo	WR	17	Houston	1971-74	1971, 73-74
Wright, Felix	S	24	Drake	1993	
Wyatt, Kevin	CB	23	Arkansas	1987	

Y

Yakovonis, Ray	NT	92	East Stroudsburg State	1983	
Young, Michael	WR	85	UCLA	1994	
Young, Wilbur	DE	99	William Penn	1971-77	1972-77

Z

Zamberlin, John	LB	61	Pacific Lutheran	1983-84	1984
Zaruba, Carroll	DB	46	Nebraska	1960	

*Regular kicker or punter during that period.

Notes: The Chiefs All-Time Roster includes all players who were on the active roster for at least one regular season game or playoff contest. It also includes players who accrued at least one season as a member of a reserve or injury list. The one exception to this criteria is Stone Johnson, who had his number 33 retired after suffering a fatal injury in a '63 preseason contest. Jersey numbers refer to those numbers worn only in regular season or postseason play.

ALL-TIME ROSTER BY COLLEGES

The Chiefs players listed on the club's all-time roster have been produced by 229 different colleges and universities.

Ablene Christian	2	Florida	6	Morris Brown	2	Southern California	10
Alabama	7	Florida A&M	2	Murray State	1	Southern Colorado	1
Alabama A&M	1	Florida State	9	NE Missouri State	1	Southern Illinois	2
Alabama-Birmingham	1	Fresno State	3	Nebraska	13	Southern Methodist	12
Alcorn	1	Frostburg State	1	Nebraska - Omaha	1	Southern Mississippi	5
Alcorn A&M	1	Furman	1	Nevada - Reno	1	Southwest Louisiana	1
Alcorn State	1	Georgia	3	New Hampshire	1	Southwest Texas State	1
Appalachian State	2	Georgia Tech	3	New Mexico	3	Southwestern Louisiana	1
Arizona	7	Graceland (Iowa)	1	New Mexico State	3	Stanford	7
Arizona State	11	Grambling	11	Nicholls State	3	Stephen F. Austin	3
Arkansas	5	Hampton Institute	1	North Alabama	1	SUNY-Cortland	1
Arkansas A&M	2	Hastings	1	North Carolina	9	Syracuse	3
Arkansas - Pine Bluff	1	Hawaii	3	North Carolina Central	1	Tampa	3
Auburn	12	Heidelberg	1	North Carolina College	1	Tarkio	1
Azusa Pacific	1	Holy Cross	2	North Carolina State	2	Temple	4
Ball State	1	Houston	7	North Dakota	1	Tennessee	3
Baylor	11	Howard	3	North Dakota State	1	Tennessee A&I	1
Bethune-Cookman	2	Howard Payne	1	North Texas	1	Tennessee - Chattanooga	1
Bishop College	2	Idaho	3	North Texas State	4	Tennessee State	10
Boise State	1	Idaho State	2	Northeast Louisiana	3	Texas	16
Boston College	5	Illinois	3	Northern Arizona	3	Texas A&I	3
Boston University	2	Indiana	6	Northern Colorado	2	Texas A&M	6
Bowling Green	2	Indiana (Pa.)	1	Northern Illinois	2	TCU	8
Brigham Young	7	Iowa	10	Northwestern	4	Texas Southern	5
C.W. Post	1	Iowa State	4	Northwestern (La.) State	2	Texas Tech	8
Cal State Long Beach	1	Itawamba J.C.	1	Northwestern Louisiana	2	Texas - Arlington	1
Cal State - Fullerton	4	Jackson State	5	Notre Dame	14	Texas - El Paso	4
California	6	Jacksonville State (Ala.)	2	Ohio	1	Thiel College	1
California Lutheran	1	Kansas	14	Ohio State	9	Toledo	2
Cameron	1	Kansas State	11	Ohio Wesleyan	1	Trinity	1
Carson Newman	1	Kent State	1	Oklahoma	10	Tulane	2
Central Arkansas	1	Kentucky	4	Oklahoma State	4	Tulsa	4
Central Florida	1	Knoxville	1	Oregon	7	U.S. International	1
Central Oklahoma	1	Lehigh	1	Oregon State	8	UCLA	16
Central State (Ohio)	1	Linfield	1	Pacific	1	UNLV	3
Chico State	1	Louisiana State	16	Pacific Lutheran	1	Utah	3
Cincinnati	6	Louisiana - Monroe	1	Paul Quinn	1	Utah State	7
Clark	1	Louisiana Tech	1	Penn State	12	Vanderbilt	1
Clemson	6	Louisville	1	Pennsylvania	1	Virginia	6
Colgate	2	Marshall	3	Pittsburgh	9	Wake Forest	5
Colorado	8	Maryland	5	Pittsburgh State	1	Washburn	1
Colorado State	1	Memphis	1	Portland State	1	Washington	9
Concordia (Minn.)	1	Memphis State	4	Prairie View	8	Washington State	4
Cornell	1	Miami (Fla.)	12	Purdue	1	Weber State	1
Culver-Stockton	1	Michigan	12	Rice	2	West Chester	2
Dartmouth	1	Michigan State	11	Rutgers	3	West Georgia	1
Dayton	1	Mid-America Nazarene	1	SW Missouri State	1	West Texas State	2
Delaware	1	Middle Tennessee	2	Sam Houston	1	West Virginia	4
Delaware State	1	Milton	1	Sam Houston State	1	Western Carolina	1
Drake	1	Minnesota	5	San Diego State	4	Western Illinois	1
Duke	2	Minnesota - Duluth	1	San Fernando Valley	1	William & Mary	1
East Stroudsburg State	1	Mississippi Delta J.C.	1	San Francisco	1	William Jewell	1
East Texas State	2	Mississippi State	4	San Jose State	13	William Penn	1
Eastern Carolina	2	Mississippi Valley State	2	Santa Clara	2	Winston-Salem State	1
Eastern Illinois	1	Missouri	12	South Carolina	2	Wisconsin	2
Eastern Kentucky	3	Missouri Valley College	1	South Carolina State	2	Wisconsin - La Crosse	1
Eastern Michigan	2	Montana State	1	Seahurst Louisiana	1	Yale	2
Elizabeth City State	2	Morehead State	1	Southern	1	Youngstown State	1
Emporia State	2	Morgan State	2	Southern (La.)	4		

SCHOOLS PRODUCING MOST CHIEFS PLAYERS

16	Louisiana State, Texas, UCLA	TCU, Texas Tech
14	Kansas, Notre Dame	Alabama, Arizona, Brigham Young, Houston
13	Nebraska, San Jose State	Oregon, Stanford, Utah State
12	Auburn, Miami (Fla.), Michigan, Missouri, Penn State, Southern Methodist	California, Cincinnati, Clemson, Florida, Indiana, Texas A&M, Virginia
11	Arizona State, Baylor, Grambling, Kansas State, Michigan State	Arkansas, Boston College, California, Jackson State, Maryland, Minnesota, Southern Mississippi, Texas Southern, Wake Forest
10	Iowa, Oklahoma	
9	Southern California, Tennessee State	15 schools
9	Florida State, North Carolina, Ohio State, Pittsburgh, Washington	22 schools
8	Colorado, Oregon State, Prairie View, Purdue	37 schools
		105 schools

ALL-TIME NUMERICAL ROSTER

Player	Pos.	Year(s) Played
#1		
Adamle, Mike	RB	1971-72
Grupp, Bob	P	1979-81
Moon, Warren	QB	1999-00
Pennington, Durwood	K	1962
Smith, Noland	WR	1967-69
Stevens, Matt	QB	1987
#2		
Clements, Tom	QB	1980
Elliott, Lin	K	1994-95
Goodbum, Kelly	P	1987-90
Murray, Eddie	K	1992
Peterson, Todd	K	2000-01
#3 - RETIRED		
Agajanian, Ben	K	1961
Stenerud, Jan	K	1967-79
#4		
Barker, Bryan	P	1990-93
Fuller, Steve	QB	1979-82
Hamrick, James	K	1987
Stryzinski, Dan	P	2001-02
#5		
Aguiar, Louie	P	1994-98
Colbert, Lewis	P	1986-87
deBruijn, Case	P	1982
McCann, Jim	P	1975
Sauerbrun, Todd	P	2000
#6		
Arnold, Jim	P	1983-85
McVea, Warren	RB	1969-73
Rebstock, Pete	WR	2002
Vitali, Mark	QB	1977
#7		
Andrusyshyn, Zenon	P	1978
Germaine, Joe	QB	2001
Gossett, Jeff	P	1981-82
Husted, Michael	K	2002
Huarte, John	QB	1969-71
Jaworski, Ron	QB	1974
Nott, Mike	QB	1976
White, Ted	QB	1999
#8		
Andersen, Morten	K	2002
Lowery, Nick	K	1980-93
Tolliver, Billy Joe	QB	1997
#9		
Bentley, Scott	K	1999
Carlson, Dean	QB	1972-74
Jones, Reggie	WR	1997
Kenney, Bill	QB	1979-88
#10		
Beathard, Pete	QB	1964-67, 73
Elkins, Mike	QB	1989-90
Green, Trent	QB	2001-02
Livingston, Mike	QB	1968-79
Saxton, James	HB	1962
Seurer, Frank	QB	1986-87
Stoyanovich, Pete	K	1996-00
Sullivan, Kent	P	1992
Van Pelt, Alex	QB	1993

Player	Pos.	Year(s) Played
#11		
Adams, Tony	QB	1975-78
Gagliano, Bob	QB	1981-83
Grbac, Elvis	QB	1997-00
Hudson, Doug	QB	1987
Jones, Reggie	WR	1997, 01
Osiecki, Sandy	QB	1984
Pelluer, Steve	QB	1989-91
#12		
Baker, Jon	K	1999
Espinoza, Alex	QB	1987
Flores, Tom	QB	1969
Gannon, Rich	QB	1995-98
Hill, Jim	DB	1966
Jaynes, Dave	QB	1974
Perez, Joe	WR	2000
Quinn, Jonathan	QB	2002
Shaw, Dennis	QB	1978
Wilson, Eddie	QB/P	1962-64
#13		
Bono, Steve	QB	1995-96
Clark, Wayne	QB	1975
Pope, Daniel	P	1999
Vlasic, Mark	QB	1991-92
#14		
Blackledge, Todd	QB	1983-87
Blundin, Matt	QB	1992-95
Enis, Hunter	QB	1960
Greene, Tom	QB	1961
Jackson, Curtis	WR	2002
McManus, Danny	QB	1988
Ply, Bobby	DB	1962-67
Podolak, Ed	RB	1969-77
#15		
Collins, Todd	QB	1998-02
Duncan, Randy	QB	1961
Lee, Jacky	QB	1967-69
Longmire, Sam	DB	1976-78
Matthews, Steve	QB	1994-96
Mercer, Mike	K	1966
Reardon, Kerry	CB	1971-76
Whitehurst, David	QB	1984
#16 - RETIRED		
Dawson, Len	QB	1962-75
#17		
Barnes, Pat	QB	1997
DeBerg, Steve	QB	1988-91
Gehrke, Jack	WR	1968
Krieg, Dave	QB	1992-93
Murphy, Yo	WR	2002
Smith, Fletcher	DB	1966-67
Wright, Elmo	WR	1971-74
#18		
Flynn, Don	DB	1960-61
Grbac, Elvis	QB	1997-00
LaChapelle, Sean	WR	1996
Thomas, Emmitt	CB	1966-78
#19		
Davidson, Cotton	QB/P	1960-61
Montana, Joe	QB	1993-94
#20		
Cherry, Deron	S	1981-91
Hall, Dante	RB/WR	2000-02

Player	Pos.	Year(s) Played	Player	Pos.	Year(s) Played
Hunt, Bobby	DB	1962-67	Tongue, Reggie	S	1996-99
Lowe, Paul	RB	1968-69	Warner, Charley	DB	1963-64
Perkins, Horace	CB	1979	Wesley, Greg	S	2000-02
Sellers, Goldie	DB	1968-69	Wesson, Ricky	CB	1977
Sensibaugh, Mike	S	1971-75			

#21

Austin, Hise	CB	1975
Bayless, Martin	S	1992-93, 95-96
Gaines, Clark	RB	1981-82
Garrett, Mike	RB	1966-70
Homan, Dennis	WR	1971-72
Lewis, Garry	CB	1993
Lewis, Tahuan	CB	1992
McKinney, Odis	S	1985
Morgado, Arnold	RB	1977-80
Reamon, Tommy	RB	1976
Saxon, James	RB	1988-91
Stephens, John	RB	1993
Stockemer, Ralph	RB	1987
Vaughn, Jon	RB	1994
Webster, David	DB	1960-61
Woods, Jerome	S	1996-02

#22

Bookman, John	DB	1960
Carter, Perry	CB	1995
Cocroft, Sherman	S	1985-87
Grow, Monty	S	1994
Hagy, John	S	1991
Harrison, Glynn	RB	1976
Jakes, Van	DB	1983-84
Marshall, Larry	DB	1972-73, 78
McClellion, Central	CB	2002
McKnight, Ted	RB	1977-81
Mitchell, Willie	DB	1964-71
Morris, Donnie Joe	RB	1974
Shehee, Rashaan	RB	1998-99
Smith, J.J.	RB	1995-96
Williams, Harvey	RB	1991-93

#23

Blaylock, Derrick	RB	2001-02
Coan, Bert	RB	1963-68
Dickerson, Ron	WR	1993-94
Gant, Earl	RB	1979-80
Gray, Carlton	CB	1999-00
Hadley, David	CB	1970-72
Hill, Greg	CB	1984-88
Johnson, Clyde	CB	1997
Keyes, Leroy	RB	1973
Smith, Lucious	CB	1983
Swink, Jim	HB	1960
Word, Barry	RB	1990-92
Wyatt, Kevin	CB	1987

#24

Bartee, William	CB	2000-02
Belser, Ceaser	DB	1968-71
Ellison, Willie	RB	1973-74
Green, Gary	CB	1977-83
Kaiser, Jason	CB	1998
McMillan, Erik	S	1993
Pearson, Jaycie	CB	1986-92
Terry, Doug	S	1992-95
Williamson, Fred	DB	1965-67
Wright, Felix	S	1993

#25

Collins, Mark	CB/S	1994-96
Copeland, Danny	S	1989-90
Epps, Jack	S	1987
Hollis, David	DB	1988
Nix, Doyle	DB	1961
Pitts, Frank	WR	1965-71
Stradford, Troy	RB	1991
Terry, Doug	S	1992-95

#26

Adams, Vashone	S	1998
Allen, Taje	CB	2001-02
Barbaro, Gary	S	1976-82
Dishman, Cris	CB	1999
Dozier, Cornelius	S	1987
Jackson, Frank	WR	1961-65
Lane, Skip	CB/S	1984
Oliver, Muhammed	CB	1993
Palmer, Paul	RB	1987-88
Porter, Lewis	E	1970
Watson, Tim	S	1993-95
West, Robert	WR	1972-73

#27

Brown, Theotis	RB	1983-84
Green, Woody	RB	1974-76
Hill, Greg	RB	1994-97
Julien, Jarmar	RB	2002
Kratzer, Dan	WR	1973
Milo, Ray	S	1978
Porter, Kevin	S	1988-92
Rose, Donovan	CB	1980
Smith, Biane	S	1987
Taylor, Jay	CB	1993-95
Walker, Bracy	S	1994, 98-01

#28 - RETIRED

Haynes, Abner	RB	1960-65
---------------	----	---------

#29

Belser, Jason	S	2001-02
Hill, Greg	RB	1993-97
Lewis, Albert	CB	1983-93
McMillian, Mark	CB	1997-98
Powers, Clyde	S	1978
Washington, Brian	S	1995-96
Williams, Robert	CB	1998-99

#30

Bayless, Martin	S	1992-93, 95-96
Bennett, Donnell	RB	1994-00
Bledsoe, Curtis	RB	1981-82
Carruth, Paul Ott	RB	1989
Miller, Cleophus	RB	1974-75
Richardson, Gloster	WR	1967-70
Robinson, Mark	S	1984-87
Spikes, Jack	RB/K	1960-64
West, Lyle	S	2002

#31

Holmes, Priest	RB	2001-02
Kinney, Jeff	RB	1972-76
Reese, Jerry	S	1979-80
Ross, Kevin	CB	1984-93, 97
Thomas, Jewell	RB	1983
Woods, Jerome	CB	1996-99

#32

Agee, Tommie	RB	1989
Allen, Marcus	RB	1993-97
Dickinson, Bo	RB	1960-61
Horton, Ethan	RB	1985
Johnson, Jack	DB	1961
Jones, Doug	DB	1973-74
McClinton, Curtis	RB	1962-69
Moriarty, Larry	RB	1986-88
Reed, Tony	RB	1977-80
Terry, Doug	S	1992-95

Player	Pos.	Year(s) Played
#33 - RETIRED		
Johnson, Curley	HB	1960
Johnson, Stone	RB	1963
Pricer, Bill	RB	1961
#34		
Burruss, Lloyd	S	1981-91
Carter, Dale	CB	1992-98
Cloud, Michael	RB	1999-02
Haslip, Wilbert	RB	1979
Payton, Eddie	KR	1978
#35		
Atkins, Larry	S/LB	1999-02
Belton, Horace	RB	1978-81
Johnson, Melvin	S	1998
Okoye, Christian	RB	1987-92
Otis, Jim	RB	1971-72
Stover, Smokey	LB	1960-66
Thomas, Ken	RB	1983
White, William	S	1994-96
#36 - RETIRED		
Daniels, Clemon	DB	1960
Hill, Mack Lee	RB	1964-65
#37		
Collier, Tim	CB	1976-79
Delaney, Joe	RB	1981-82
#38		
Anders, Kimble	FB	1991-00
Brannon, Solomon	DB	1965-66
Finley, Clint	S	2002
Gunter, Michael	RB	1984
Hayes, Wendell	RB	1968-74
Jackson, Gerald	S	1979
Loveall, Calvin	CB	1988
Odum, Ricky	S	1978
Roquemore, Durwood	CB	1982-83
Thomas, Carlton	CB	1987
#39		
Bailey, Mark	RB	1977-78
Crockett, Ray	CB	2001-02
Everett, Eric	CB	1991
Griffin, Stephen	RB	1987
Morris, Bam	RB	1999
Pickens, Bruce	CB	1993
Thompson, Del	RB	1982
#40		
Bell, Billy	CB	1991
Davis, Ricky	S	1977
Green, Boyce	RB	1986
Harris, Corey	CB	2001-02
Hasty, James	CB	1995-00
Jackson, Charlie	DT	1960
Lacy, Ken	RB	1984-85, 87
Mack, Cedric	CB	1992
Marsalis, Jim	CB	1969-75
Walker, Bracy	S	1994, 98-00
Williams, Lawrence	WR	1976-77
Williams, Robert	CB	1993
#41		
Christopher, Herb	S	1979-82
Crawford, Keith	S	1998
Dennis, Pat	CB	2000-01
Dressler, Doug	RB	1975
Evans, James	RB	1987
Hill, Kenny	S	1989
Jankowski, Bruce	WR	1971-72
Jenkins, Keyvan	RB	1988

Player	Pos.	Year(s) Played
Parker, Anthony	CB	1991
Pippens, Woodie	RB	1987
Tongue, Reggie	S	1996-99
Whitmore, David	S	1993-94
#42		
Carter, M.L.	CB	1979-81
Donaldson, Jeff	S	1990
Harts, Shaunard	S	2001-02
Lane, MacArthur	RB	1975-78
Malone, Darrell	CB	1992
Mincy, Charles	S	1991-94
Ricks, Lawrence	RB	1983-84
Robinson, Johnny	S/HB	1960-71
Smith, Jeff	RB	1985-86
Washington, Tim	CB	1982
#43		
Bolden, Juran	CB	1999
Brockington, John	RB	1977
Easy, Omar	FB	2002
Jackson, Billy	RB	1981-84
Jones, Bill	RB	1980-92
Parker, Robert	RB	1987
Pruitt, Mike	RB	1985-86
Thomas, Bill	RB	1974
Williams, Jermaine	FB	2001
#44		
Anderson, Darren	CB	1994-97
Harris, Eric	CB	1980-82
Harris, Jimmy	DB	1960-61
Heard, Herman	RB	1984-89
Kelley, Ed	DB	1961
Parker, Kerry	CB	1984
Thompson, Leroy	RB	1995
Warfield, Eric	CB	1998-02
Williams, Harvey	RB	1991-93
Williams, Jerrol	LB	1994
Wilson, Jerrel	P	1963-77
#45		
Baber, Billy	TE	2001-02
Brooks, Bucky	CB	1997-98
Bryant, Trent	CB	1982-83, 87
Grayson, Dave	DB	1961-64
Holmes, Robert	RB	1968-71
Johnson, Jimmie	TE	1994
Johnson, Sidney	CB	1988
LaGrand, Morris	RB	1975
McNeil, Pat	RB	1976-77
Petry, Stan	CB	1989-91
Saxon, James	RB	1988-91
Stargell, Tony	CB	1996
Talton, Ken	RB	1980
Thomas, Gene	FB	1966-67
Thompson, Ernie	RB	1993
#46		
Clemons, Michael	RB	1987
Dombroski, Paul	S	1980-81
Fields, Jitter	RB	1987
Gray, Tim	S	1976-78
Jones, Victor	RB	1994
Kearney, Jim	DB	1967-75
King, Bruce	RB	1985-86
Moreau, Frank	RB	2000
Smith, Noland	WR	1967-69
Thompson, Bennie	S	1992-93
Washington, Charles	DB	1990-91
Williams, Robert	CB	1998-99
Zaruba, Carroll	DB	1960

HISTORY

Player	Pos.	Year(s) Played
#47		
Golub, Chris	S	1977
Martin, Don	CB	1975
Osley, Willie	DB	1974
Scott, Todd	S	1997
Smith, Chris	WR	1973

#48		
Allen, Nate	CB	1971-74
Burgmeier, Ted	S	1978
Colter, Jeff	DB	1987
Gamble, Kenny	RB	1988-90
Hadnot, James	RB	1980-83
Jones, E.J.	RB	1985
Lane, Garcia	CB	1985, 87
McNair, Todd	RB	1989-93, 96
Popson, Ted	TE	1997-98
Stowers, Tommie	RB	1994
Taylor, Steve	S	1976
Washington, Brian	S	1995-96
Wood, Duane	DB	1960-64

#49		
Gay, Matt	S	1994
Nelson, Teddy	CB	1987
Richardson, Tony	FB	1995-02
Thomas, Charlie	RB	1975

#50		
Anderson, Erick	LB	1992-93
Atkins, Larry	S/LB	1999-02
Barton, Jim	C	1960
Daniels, Calvin	LB	1982-85
Davis, Anthony	LB	1994-98
Del Rio, Jack	LB	1987-88
Kearney, Tim	LB	1975
McGovern, Rob	LB	1989-90
Oriad, Mike	C	1970-73
Peterson, Cal	LB	1979-81
Sanders, Clarence	LB	1978
Thornbladh, Bob	LB	1974

#51		
Bush, Lew	LB	2000-02
Cadrez, Glenn	LB	2001-02
Donnalley, Rick	C	1986-87
Fraser, Jim	LB	1965
Fujita, Scott	LB	2002
Jackson, Charles	LB	1978-84
Lingner, Adam	C	1983-86, 88
Lynch, Jim	LB	1967-77
Manusky, Greg	LB	1994-99
Marts, Lonnie	LB	1991-93

#52		
Abell, Bud	LB	1966-68
Caver, Quinton	LB	2002
Howard, Thomas	LB	1977-83
Humphrey, Tom	C	1974
Hyde, Glenn	C	1987
Jolly, Ken	LB	1984-85
Olsen, Orrin	C/G	1976
O'Neal, Andre	LB	2000-01
Rogers, Tracy	LB	1990-96
Snipes, Angelo	LB	1987-89

#53		
Andrews, Billy	LB	1976-77
Avery, Ken	LB	1975
Hamilton, Rick	DE	1994-95
Howard, Todd	LB	1987-88
Moten, Gary	LB	1987
Patton, Marcvus	LB	1999-02

Player	Pos.	Year(s) Played
Paul, Whitney	DE/LB	1976-81, 86
Rush, Bob	C	1983-85
Stephens, Santo	LB	1993
Webster, Mike	C	1989-90

#54		
Ashley, Walker Lee	LB	1989
Cofield, Tim	LB	1986-88
Favors, Greg	LB	1998
Greene, Ted	LB	1960-62
Hudock, Mike	C	1967
Manumaleuga, Frank	LB	1979-81
Simien, Tracy	LB	1991-97
Walker, James	LB	1983
Werner, Clyde	LB	1970-74, 76
Waters, Brian	C	2000-02

#55		
Best, Keith	LB	1972
Cooper, Louis	LB	1985-90
Dimmick, Tom	C	1960
Dumas, Troy	LB	1995-97
George, Ron	LB	1998-00
Holub, E.J.	C/LB	1961-70
Klug, Dave	LB	1981-83
Peterson, Bill	LB	1975
Randle, Ervin	LB	1991-92
Rozumek, Dave	LB	1976-79
Stams, Frank	LB	1995
Stills, Gary	LB/DE	1999-02

#56		
Ale, Arnold	LB	1994
Ane, Charlie	C	1975-80
Bush, Lew	LB	2000-02
Cancik, Phil	LB	1981
Corey, Walt	LB	1960-66
Dixon, Ernest	LB	1998
Graham, Tom	LB	1974
Hackett, Dino	LB	1986-92
Haynes, Louis	LB	1982-83
Simmons, Wayne	LB	1997-98
Stills, Gary	LB/DE	1999-02

#57		
Blanton, Jerry	LB	1979-85
Elrod, Jimbo	LB	1976-78
Harrell, James	LB	1987
Holmes, Bruce	LB	1987
Houston, Bobby	LB	1997
Jamison, George	LB	1994-96
Martin, Chris	LB	1988-92
Maslowski, Mike	LB	1999-02
Palewicz, Al	LB	1973-75
Willard, Jerrott	LB	1998

#58		
Baugh, Tom	C	1986-88
Martin, Dave	LB	1968
Potter, Steve	LB	1983
Rice, Andrew	DT	1966-67
Rudnay, Jack	C	1970-82
Thomas, Derrick	LB	1989-99
Thompson, Arland	G	1987

#59		
Burks, Ray	LB	1977
Cadrez, Glenn	LB	2001-02
Edwards, Donnie	LB	1996-01
Fields, Jaime	LB	1993-95
Harvey, Stacy	LB	1989
Hawkins, Andy	LB	1988
Snow, Percy	LB	1990-92
Spani, Gary	LB	1978-86

Player	Pos.	Year(s) Played	Player	Pos.	Year(s) Played
#60			Rasley, Rocky	G	1975
Baab, Mike	C	1992	Riley, Victor	T	1998-01
Daney, George	G	1968-74	Siglar, Ricky	T	1993-96, 98
Herkenhoff, Matt	T	1976-85	Stein, Bob	LB	1969-72
Ingram, Byron	G	1987-88	Wickert, Tom	G	1977
Lindstrom, Chris	DE	1987	#67		
Reynolds, Al	G	1960-67	Andersen, Jason	G/C	2002
Willis, Donald	G	2000-02	Black, James	DE	1987
#61			Kubik, Brad	G	1998-99
Adickes, Mark	G	1986-89	Larpenter, Carl	G	1962
Biodrowski, Dennis	G	1963-67	Proby, Bryan	DT	1995
Cadwell, John	G	1961	Seals, George	DT	1972-73
Culp, Curley	DT	1968-74	Stensrud, Mike	NT/DE	1988
Fazier, Cliff	DT	1977	Still, Art	DE	1978-87
Grunhard, Tim	C	1990-00	Swoops, Patrick	NT	1991
Hudson, Bob	LB	1960	Wilson, Mike	G	1975
Parrish, Don	NT	1978-82	Word, Mark	DE	1999
Zamberlin, John	LB	1983-84	#68		
#62			Auer, Scott	G/T	1984-85
Chilton, Gene	G/C	1989	Bernhardt, Roger	G	1975
Fournet, Sid	G	1960-61	Morris, Michael	C	1989
Helton, Darius	G	1977	Nunnery, R.B.	DT	1960
Kirchbaum, Kelly	LB	1980	Shields, Will	G	1993-02
Liggett, Bob	DT	1970	Walker, Wayne	K	1967
Lingner, Adam	C	1983-86, 88	#69		
McLean, Ron	NT	1988	Allotey, Victor	G	2001-02
Parker, Glenn	G/T	1997-99	Blackshear, Jeff	G	2000
Pietrzak, Jim	C	1987	Criswell, Jeff	T	1995-98
Story, Bill	G	1975	DeBernardi, Fred	DE	1974
Thomas, Todd	C	1981	Headrick, Sherrill	LB	1960-67
Wiegmann, Casey	C	2001-02	Meisner, Greg	DE	1989-90
#63 - RETIRED			Steinfeld, Al	C	1982
Lanier, Willie	LB	1967-77	#70		
Maas, Bill	NT/DE	1984-92	Cannon, Mark	C	1989
Olenchalk, John	C/LB	1981-82	Farrier, Curt	DT	1963-65
Terrell, Marvin	G	1960-63	Kelly, Bobby	T	1967
#64			Lathrop, Kit	DE	1986
Acker, Bill	NT/DE	1982, 87	McElroy, Reggie	T	1993
Beisler, Randy	G	1975	Nelson, Mark	T	1987
Feehery, Gerry	C	1988	Nicholson, Jim	T	1974-79
Harvey, James	G	1987-88	Rourke, Jim	G	1980-84, 86
Kirchner, Mark	T/G	1983	Sally, Jerome	NT	1988
Krisher, Bill	G	1960-61	Shields, Billy	T	1985
Merz, Curt	G/DE	1962-68	Smith, Dave	WR	1973
Oldermann, Bob	G	1985	Smith, Sid	T	1970-72
Ricketts, Tom	G	1993	Spears, Marcus	T	1997-02
Studdard, Les	C	1982	Stone, Jack	T	1960
Tamm, Ralph	G	1997-99	Wallace, Steve	T	1997
Washington, Thomas	DT	2000	Woodard, Ray	DE	1987
#65			#71		
Adkins, Kevin	C	1987	Barndt, Tom	DT/G	1996-99
Condon, Tom	G	1974-84	Budde, Brad	G	1980-86
DiGiacomo, Curt	G	1988	Budde, Ed	G	1963-76
Fada, Rob	G	1985	Collins, Ray	DT	1960-61
Gilliam, Jon	C	1961-67	Dohring, Tom	T	1992
Kauahi, Kani	C	1992	Freeman, Eddie	DE	2002
Knapp, Lindsay	G/T	1993-94	Getz, Lee	G	1987
Prudhomme, Remi	G	1968-69	Kragen, Greg	DT	1994
Smith, Jeff	C/G	1996-99	Lindstrom, Dave	DE	1978-85
Threats, Jabbar	DE	2002	McCleary, Norris	DT	2000-01
Winters, Frank	G/C	1990-91	Thorp, Don	DE	1988
#66			#72		
Bishop, Sonny	G	1962	Alford, Darnell	T	2000-02
Budde, Brad	G	1980-86	DiMidio, Tony	T	1966-67
Doublago, Dan	WR	1978	Lutz, David	G/T	1983-92
Frazier, Wayne	C	1966-67	Maczuzak, John	DT	1964
Frey, Dick	DE	1960	Oates, Brad	T	1980-81
Newson, Tony	LB	2002	Parks, Nate	T	1997
			Rochester, Paul	DT	1960-63

Player	Pos.	Year(s) Played
Siglar, Ricky	T	1993-96, 98
Simons, Keith	DT	1976-77
Smith, Franky	T	1980
Staysniak, Joe	G	1992
Villa, Danny	G	1993-96
Walton, Wayne	G/T	1973-74
Williams, Sammy	T	1999

#73

Dawson, Mike	NT	1984
Harris, Michael	C/G	1989
Hill, Dave	T	1963-74
Jones, Willie	T	2000-02
Jozwiak, Brian	G	1986-88
Palmer, Gery	G	1975
Simmons, Bob	G	1977-83
Swanson, Pete	G/T	1998
Valerio, Joe	T	1991-95
Wolf, James	DT	1976

#74

Acker, Bill	NT/DE	1982, 87
Cornelison, Jerry	T	1960-65
Estes, Lawrence	DE	1975-76
Graham, Derrick	T	1974-82
Holmes, Pat	DE	1973
Jenkins, Trezelle	T	1995-97
Keating, Tom	DT	1974-75
Koch, Pete	DE	1985-87
Lloyd, Jeff	NT	1978
Mangiero, Dino	NT	1980-83
Trosch, Gene	DE	1967-69
Wallace, Steve	T	1997

#75

Eatman, Irv	T	1986-90
Gardner, Ellis	T	1983
Granderson, Rufus	T	1960
Hicks, Sylvester	DE	1971-81
Jones, Willie	T	2000-02
Maddox, Bob	DE	1975-76
Mays, Jerry	DT/DE	1961-70
McCleary, Norris	DT	2000-01
McGlockton, Chester	DT	1998-00
Peay, Francis	T	1973-74
Phillips, Joe	DT	1992-97
Ross, Louis	DE	1975

#76

Alt, John	T	1984-96
Drougas, Tom	T	1974
Moorman, Mo	G	1968-72
Napier, Walter (Buffalo)	DT	1960-61
Rosdahl, Hatch	DE	1964-65
Tait, John	T	1999-02
Taylor, Roger	T	1981
Walters, Rod	G	1976, 78-80

#77

Baldinger, Rich	T	1983-92
Getty, Charlie	T	1974-82
McDaniels, Pellom	DE	1993-98
Roaf, Willie	T	2002
Rogers, Steve	T	1987
Tyrer, Jim	T	1961-73

#78 - RETIRED

Bell, Bobby	LB	1963-74
Lee, Willie	DT	1976-77

#79

Brown, Larry	T	1978-79
Diamond, Charlie	T	1960-63
Dolson, Alphonse	DT	1965
Downing, Eric	DT	2001-02

Player	Pos.	Year(s) Played
Gagner, Larry	G	1972
Hoppock, Doug	T	1987
Matusak, John	DT	1974-75
Meyers, Jerry	DE	1980
Prater, Dean	DE	1982-83
Szott, Dave	G	1990-00

#80

Barnes, Lew	WR	1989
Cannon, Billy	TE	1970
Carolan, Reg	E	1964-68
Craig, Reggie	WR	1975-76
Dawson, Lake	WR	1994-97
Dirden, Johnny	WR	1979
Dorsey, Larry	WR	1978
Garcia, Bubba	WR	1980
Hamilton, Andy	WR	1973-74
Jones, Fred	WR	1990-93
Keel, Mark	TE	1987
Koss, Stein	TE	1987
Morton, Johnnie	WR	2002
Murphy, James	WR	1981
Parker, Larry	WR	1999-01
Romeo, Tony	E	1961
Shorthose, George	WR	1985
Tate, Willy	TE	1998
Weathers, Clarence	WR	1989
Williams, Mike	RB/TE	1979-81

#81

Boydston, Max	E	1960-61
Brooker, Tommy	E/K	1962-66
Colbert, Darrell	WR	1987-88
Hargain, Tony	WR	1992
Hines, Jimmy	E	1970
Jones, Hasson	WR	1993
Jones, Rod	TE	1987-88
Lockett, Kevin	WR	1997-00
McCarthy, Mickey	TE	1969
Minnis, Marvin	WR	2001-02
Penn, Chris	WR	1994-96
Scott, Willie	DE	1972-73
Thomas, Robb	WR	1989-91
Upshaw, Marvin	DE	1970-75
White, Walter	TE	1975-79

#82

Alexander, Derrick	WR	1998-01
Barnes, Charley	E	1961
Barnett, Tim	WR	1991-93
Butler, Gary	TE	1973
Hall, Dante	RB/WR	2000-02
Hancock, Anthony	WR	1982-86
Kealar, Bill	WR	1978
Lothamer, Ed	DT	1964-69, 71-72
Miller, Bill	E	1962
Taylor, Kitrick	WR	1988
Walker, Derrick	TE	1994-97
Whitaker, Danta	TE	1990

#83

Blakely, Robert	WR	1982
Brunson, Larry	WR	1974-77
Frazier, Willie	TE	1971-72
Gammon, Kendall	TE	2000-02
Gaunty, Steve	WR	1979
Harvey, Marvin	TE	1981
Hughes, Danan	WR	1993-98
Johnson, Lonnie	TE	1999
McRae, Jerrold	WR	1978
Paige, Stephone	WR	1983-91
Smith, Michael	WR	1992
Stephens, Hal	DE	1985
Stroud, Morris	TE	1969-74
Trahan, John	WR	1987

Player	Pos.	Year(s) Played	Player	Pos.	Year(s) Played
#84			Walton, Riley	TE	1987
Arbanas, Fred	TE	1962-70	White, Walter	TE	1975-79
Bergey, Bruce	TE	1971	#89		
Briggs, Bob	DE	1974	Bryant, Bob	E	1960
Coffman, Paul	TE	1986-87	Cash, Keith	TE	1992-96
Davis, Willie	WR	1991-95	Dunn, Jason	TE	2000-02
Dixon, Al	TE	1979-82	Hodges, Eric	WR	1987
Estell, Richard	WR	1987	Holohan, Pete	TE	1991
Holston, Mike	WR	1985	Jeralds, Luther	DE	1961
Horn, Joe	WR	1996-99	Mandley, Pete	WR	1989-90
Little, Dave	TE	1984	Marshall, Henry	WR	1976-87
Masters, Billy	TE	1975-76	Rison, Andre	WR	1997-99
Morris, Sylvester	WR	2000-02	Taylor, Otis	WR	1965-75
Wade, Charlie	WR	1977	#90		
Worthen, Naz	WR	1989-90	Anderson, Curtis	DE	1979
#85			Dixon, Ronnie	DT	1998
Bailey, Victor	WR	1995-96	Hamm, Bob	DE	1985
Beckman, Ed	TE	1977-84	Martin, Steve	DT	2000
Bernet, Ed	E	1960	Sims, Ryan	DT	2002
Boerigter, Marc	WR	2002	Smith, Neil	DE	1988-96
Hayes, Jonathon	TE	1985-93	Williams, Tyrone	DE/DT	2001
Hull, Bill	DE	1962	Wooden, Terry	LB	1997
Hurston, Chuck	DE	1965-70	#91		
Jacoby, Mitch	TE	1999	Baldinger, Gary	DE	1986-88
Johnson, Dick	E	1963	Clavelle, Shannon	DT	1997
Johnson, Reggie	TE	1996	Kremer, Ken	NT	1979-84
Martin, Eric	WR	1994	Mumphrey, Lloyd	DE	1987
Nash, Kenny	WR	1987	O'Neal, Leslie	DE	1998-99
Pearson, Barry	WR	1974-76	Parten, Ty	DT	1997-98
Perriman, Brett	WR	1997	Sands, Terdell	DT	2001
Pupunu, Alfred	TE	1997	Truluck, R-Kal	DE	2002
Ricks, Mikhael	WR/TE	2000-01	#92		
Roche, Brian	TE	1998	Downing, Eric	DT	2001-02
Slaughter, Webster	WR	1995	Harris, Bob	LB	1987
Young, Michael	WR	1994	McCabe, Jerry	LB	1988
#86 - RETIRED			Mickell, Darren	DE	1992-95
Brown, Eric	WR	1987	Williams, Dan	DE	1997, 99-01
Buchanan, Buck	DT	1963-75	Yakovonis, Ray	NT	1983
Butler, Gerald	WR	1977	#93		
Davis, Dick	DE	1962	Browning, John	DE/DT	1996-02
Harry, Emile	WR	1986-92	Dressel, Chris	TE	1989
Miller, Paul	DE	1960-61	Hardison, Dee	NT	1988
Samuels, Tony	TE	1977-80	Holle, Eric	DE	1984-87
Smith, J.T.	WR	1978-84	Junkin, Mike	LB	1989
#87			#94		
Arnold, Walt	TE	1984-87	Evans, Mike	DE	1992
Bartrum, Mike	TE	1993	Hicks, Kerry	DE/DT	1996-97
Branch, Mel	E	1960-61	Hobgood-Chittick, Nate	DT	2001-02
Brown, Aaron	DE	1966-72	McAlister, Ken	LB	1984-87
Drayton, Troy	TE	2000	Nottage, Dexter	DE	1997
Dyal, Mike	TE	1992-93	Spann, Gary	LB	1988
Greene, Tracy	TE	1994	Stedman, Troy	LB	1988
Kennison, Eddie	WR	2001-02	Traylor, Keith	DT	1995-96
Lohmeyer, John	DE	1973, 75-77	#95		
Montagne, Dave	WR	1987	Case, Frank	DE	1981
Roberts, Alfredo	TE	1988-90	Clark, Bruce	DE	1989
Rome, Stan	WR	1979-82	Fazier, Randy	LB	1987
Sadowski, Troy	TE	1991	Manuel, Sean	TE	1998
Strada, John	TE	1974	Paine, Jeff	LB	1984-85
Thomas, Chris	WR	2001	Perry, Michael Dean	DT	1997
Vanover, Tamarick	WR	1995-99	Ransom, Derrick	DT	1998-02
Wetzel, Ron	TE	1983	Sims, Tom	NT	1991-91, 96
#88			#96		
Bailey, Victor	WR	1995-96	Biesel, Monty	DE	2001-02
Birden, J.J.	WR	1990-94	Jones, Fred	LB	1987
Burford, Chris	E	1960-67	Newton, Tim	DT	1993-94
Carson, Carlos	WR	1980-89			
Gonzalez, Tony	TE	1997-02			
Slaughter, Webster	WR	1995			

Pearson, Aaron	LB	1986-88
Rucker, Keith	DT	1997
Williams, Tyrone	DE/DT	2000

#97

Holloway, Tony	LB	1987
Johnson, Ken	DE	1987
Newton, Tony	LB	2002
Owens, Ritchie	DE	2001-02
Parten, Ty	DT	1997-00
Radecic, Scott	LB	1984-86
Saleaumua, Dan	DT	1989-96

#98

Griffin, Leonard	DE	1986-93
Hicks, Eric	DE	1998-02
Waldrop, Rob	DT	1994
Walker, John	DT	1987

#99

Bell, Mike	DE	1979-85, 87-91
Booker, Vaughn	DE	1994-97
Clemons, Duane	DE	2000-02
Holland, Darius	DT	1998
Ladd, Ernie	DT	1967-68
Young, Wilbur	DE	1971-77

JERSEYS WORN BY JUST ONE PLAYER

16	Len Dawson	QB	1962-75
28	Abner Haynes	RB	1960-64

MOST FREQUENTLY ISSUED JERSEY

80	Worn by 20 different players		1960-02
----	------------------------------	--	---------

PLAYERS WHO WORE MULTIPLE JERSEYS

64, 74	Acker, Bill	NT/DE	1982, 87
35, 50	Atkins, Larry	LB/S	1999-01
85, 88	Bailey, Victor	WR	1995-96
21, 30	Bayless, Martin	S	1992-93, 95-96
66, 71	Budde, Brad	G	1980-86
51, 56	Bush, Lew	LB	2000-01
51, 59	Cadrez, Glenn	LB	2001-02
79, 92	Downing, Eric	DT	2001-02
11, 18	Grbac, Elvis	QB	1997-00
20, 82	Hall, Dante	RB/WR	2000-02
27, 29	Hill, Greg	RB	1994-97
9, 11	Jones, Reggie	WR	1997, 2001
73, 75	Jones, Willie	T	2000-02
51, 62	Linger, Adam	C	1983-86, 88
71, 75	McCleary, Norris	DT	2000-01
66, 97	Newson, Tony	LB	2002
91, 97	Parten, Ty	DT	1997-00
21, 45	Saxon, James	RB	1988-91
66, 72	Siglar, Ricky	T	1993-96, 98
85, 88	Slaughter, Webster	WR	1995
1, 46	Smith, Noland	WR	1967-69
55, 56	Stills, Gary	LB	2000-01
24, 25, 32	Terry, Doug	S	1992-95
25, 41	Tongue, Reggie	S	1996-99
40, 27	Walker, Bracy	S	1994, 98-00
70, 74	Wallace, Steve	T	1997
29, 48	Washington, Brian	S	1995-96
81, 88	White, Walter	TE	1975-79
22, 44	Williams, Harvey	RB	1991-93
46, 29	Williams, Robert	CB	1998-99
90, 96	Williams, Tyrone	DE/DT	2000-01
21, 31	Woods, Jerome	S	1996-01

ALL-TIME COORDINATORS

OFFENSIVE COORDINATORS

Chet Franklin	1975-76
Bob Schnelker	1977
Homer Smith	1987-88
Joe Pendry	1989-92
Paul Hackett	1993-97
Jimmy Raye	1998-00
Al Saunders	2001-02

DEFENSIVE COORDINATORS

Vince Costello	1975-76
Tom Bettis	1977
Rod Rust	1978-82
Bud Carson	1983
Dan Daniel	1984-85
Walt Corey	1986
John Paul Young	1987
Rod Rust	1988

Bill Cowher	1989-91
Dave Adolph	1992-94
Gunther Cunningham	1995-98
Kurt Schottenheimer	1999-00
Greg Robinson	2001-02

SPECIAL TEAMS

Steve Ortmyer	1975-77
Bobby Ross	1978-79
Don Lawrence	1980
Frank Gansz	1981-82
Jim Vechiarella	1983-85
Frank Gansz	1986
Ed Beckman	1987
George Sefick	1988
Kurt Schottenheimer	1989-94
Mike Stock	1995-00
Frank Gansz, Jr.	2001-02

Notes: No assistant coaches were designated as coordinators during Hank Stram's tenure as head coach from 1960-74. The first assistants in Chiefs history to hold the title of coordinator or special teams coach came under head coach Paul Wiggin in '75. Although subsequent staffs did not always specifically denote coordinators, every attempt has been made to indicate the offensive and defensive play-callers if it was an individual other than the head coach. Beginning with Frank Gansz's staff in '87, three separate individuals have carried the titles of offensive and defensive coordinator, as well as special teams coach each subsequent season.

ALL-TIME ASSISTANT COACHES



Ted Cottrell



Bill Cowher



Tony Dungy



Herman Edwards



Chet Franklin

<i>Coach</i>	<i>Position</i>	<i>Years</i>
Abernethy, Rick	Strength and Conditioning	1979-82
Adolph, Dave	Def. Coordinator/LBs	1992-94
	Asst. Head Coach/LBs	1999
Arians, Bruce	Running Backs	1989-92
Ball, Russ	Asst. Strength and Conditioning	1989-96
	Adm. Asst. to the Head Coach	1997-98
Beake, John	Offensive Backfield	1968-74
Beckman, Ed	Special Teams	1987-88
Bettis, Tom	Defensive Backs	1966-76, 88
	Def. Coordinator/DBs	1977
Brazil, Dave	Defensive Assistant	1984-86
	Defensive Backs	1987
	Linebackers	1988
Bresnahan, Tom	Offensive Line	1981-82
Brewster, Darrel "Pete"	Offensive Ends	1964-73
Bunting, John	Defensive Assistant	1993-94
	Linebackers	1995-96
Carson, Bud	Def. Coordinator/DBs	1983
Catlin, Tom	Defensive Backs	1960-65
Clements, Tom	Quarterbacks	2000
Christiansen, Jack	Offensive Asst.	1977
Cignetti, Jr., Frank	Offensive Asst./Quality Control	1999
Corey, Walt	Linebackers	1971-74
	Defensive Line	1978-80, 83-85
	Defensive Backs	1981-82
	Def. Coordinator/LBs	1986
Costello, Vince	Def. Coordinator	1975-76
Cottrell, Ted	Linebackers	1981-82
Cowher, Bill	Def. Coordinator/LBs	1989-91
Cunningham, Gunther	Def. Coordinator	1995-96, 98
	Def. Coordinator/LBs	1997
Dalton, Kay	Receivers	1978-79
	Quarterbacks/Receivers	1980-82
Daniel, Dan	Inside Linebackers	1983
	Def. Coordinator/Inside LBs	1984-85
Dungy, Tony	Defensive Backs	1989-91
Eatman, Irv	Asst. Offensive Line	2001-02
Edwards, Herman	Defensive Backs	1993-94
Erkenbeck, Jim	Offense/Tight Ends	1989-91
	Tight Ends/Offensive Asst.	1995-98
Fish, Jeff	Asst. Strength and Conditioning	1999-00
Franklin, Chet	Off. Coordinator	1975-76
Galbraith, Marty	Offensive Line	1985
Ganz, Frank	Special Teams and Tight Ends	1981-82
	Asst. Head Coach/Special Teams	1986
Ganz Jr., Frank	Special Teams	2001-02
Ghilotti, Bob	Offensive Ends	1962-63
Gibbs, Alex	Offensive Line	1993-94
Giunta, Peter	Defensive Backs	2001-02
Graber, Doug	Defensive Backs/Def. Quality Control	1983-84
	Defensive Backs	1985-86
Hackett, Paul	Off. Coordinator/QBs	1993-94
	Off. Coordinator	1995-97
Hairston, Carl	Defensive Line	1995-96, 2001-02
Hatley, Mark	Defensive Quality Control/LBs	1987
Helm, J. D.	Offensive Backs	1982
	Offensive Asst./Quality Control	1983-84
	Offensive Asst.	1985-86
	Offensive Quality Control/TEs	1987
	Tight Ends	1988
Hewgley, C.T.	Linemen/Strength and Conditioning	1983-88
Hostler, Jim	Offensive Asst./Quality Control	2000
Hughes, Ed	Defensive Backs	1960-62
Humenuik, Rod	Offensive Line/Running Game	1983-84
Hurd, Jeff	Strength and Conditioning	1998-02
James, Lionel	Running Backs	1998
Joiner, Charlie	Wide Receivers	2001-02
Karmelowicz, Bob	Defensive Line	1997-02
Lavan, Al	Running Backs	1999-00

<i>Coach</i>	<i>Position</i>	<i>Years</i>
Lawrence, Don	Special Teams	1980
	Running Backs	1981-82
	Defensive Line	1987-88
Long, Billy	Asst. Strength and Conditioning	2001-02
Lowe, Woodrow	Defensive Asst./Asst. Special Teams	1995-97
	Linebackers	1998
Mann, Richard	Wide Receivers	1999-00
Matthews, Billie	Running Backs	1987-88
Mauck, Carl	Offensive Line	1986-88
McCarthy, Mike	Offensive Asst./Quality Control	1993-94
	Quarterbacks	1995-98
McCulley, Pete	Quarterbacks	1983-86
Mills, Chuck	Assistant Coach	1966
Mudd, Howard	Offensive Line	1989-92
O'Boyle, Tommy	Assistant Coach	1966-74
Ortmayer, Steve	Special Teams	1975-77
Pagna, Tom	Offensive Backfield	1978-79
Parker, Roberto	Asst. Strength and Conditioning	1997-98
Peete, Willie	Offensive Backs	1983-86
Pendry, Joe	Off. Coordinator	1989-92
Pratt, Tom	Defensive Line	1963-77, 89-94
	Asst. Defensive Line	2000
Raye, Jimmy	Offense/Tight Ends	1992
	Running Backs	1993-97
	Off. Coordinator	1998-00
Redding, Dave	Strength and Conditioning	1989-97
Roach, Dick	Defensive Backs	1978-80
Robinson, Greg	Def. Coordinator	2001-02
Ross, Bobby	Special Teams	1978-79
	Offensive Backs	1980-81
Rossley, Tom	Quarterbacks	1999
Rowen, Keith	Tight Ends	1999-02
Roy, Alvin	Strength and Conditioning	1968-72
Rust, Rod	Def. Coordinator/LBs	1978-81
	Def. Coordinator	1982, 88
Saunders, Al	Receivers	1989-91
	Asst. Head Coach/Receivers	1992-98
	Asst. Head Coach/Off. Coordinator	2001-02
Saxon, James	Running Backs	2001-02
Schnelker, Bob	Offensive Asst./Receivers	1975
	Receivers	1976
	Off. Coordinator	1977
Schottenheimer, Brian	Offensive Asst./Quality Control	1998
Schottenheimer, Kurt	Special Teams	1989-92
	Special Teams/Tight Ends	1993-94
	Defensive Backs	1995-98
	Def. Coordinator	1999-00
Sefcik, George	Off. Coordinator	1988
Shaw, Willie	Asst. Head Coach/DBs	2000
Shea, Terry	Quarterbacks	2001-02
Shell, Art	Offensive Line	1995-96
Smith, Homer	Off. Coordinator/QBs	1987
Solari, Mike	Offensive Line	1997-02
Spencer, Joe	Offensive Line	1975-80
Stock, Mike	Special Teams	1995-00
Vecchiarella, Jim	Outside Linebackers/Special Teams	1983-85
Verduzco, Jason	Offensive Asst./Quality Control	2001-02
Vitt, Joe	Linebackers	2000-02
Waller, Ron	Research and Development	1982
Wallis, Darwin	Defensive Asst./Quality Control	1989-02
Walsh, Bill	Offensive Line	1960-74
White, Mike	Director of Football Administration	2001-02
Williamson, Richard	Receivers	1983-86
Wilson, Eddie	Receivers	1974
Wood, Richard	Receivers	1987-88
Young, John Paul	Defensive Line	1986
	Def. Coordinator/LBs	1987
Zook, Ron	Defensive Backs	1999



Mark Hatley



Tommy O'Boyle



Tom Pratt



Jimmy Raye



Bobby Ross

ALL-TIME PRACTICE SQUAD ROSTER

1989

Avery, Steve	RB	Northern Michigan
Chandler, Darren	WR	Georgia Southern
Chapman, Ted	DT	Maryland
Harris, Michael	C/G	Grambling
Harvey, Stacy	LB	Arizona State
Knapton, Jeff	DE	Wyoming
Jones, Bill	RB	S.W. Texas State
Mayes, Michael	CB	Louisiana State
McNair, Todd	RB	Temple
Molander, Scooter	QB	Colorado State
Oliver, Robert	WR	Western Michigan
Samuel, Peda	CB	Kansas
VanDruen, Richard	T	Abilene Christian
Ware, Reggie	RB	Auburn
Whitaker, Danta	TE	Mississippi Valley St.



LB Tracy Simien

1990

Birden, J.J.	WR	Oregon
Davis, Willie	WR	Central Arkansas
Sims, Tom	DT	Pittsburgh
Simien, Tracy	LB	TCU



WR J.J. Birden

1991

Davis, Willie	WR	Central Arkansas
Hudson, Craig	TE	Wisconsin
Malone, Darrell	CB	Jacksonville State
Miller, Scott	DE	Rutgers
Morris, Robert	DE	Valdosta State
Olive, Bobby	WR	Ohio State
Parker, Anthony	CB	Arizona State
Perez, Mike	QB	San Jose State
Snyder, Brent	QB	Utah State
Weatherspoon, Stephon	LB	Texas Tech

1992

Dohring, Tom	T	Michigan
Earle, John	C/G	Western Illinois
Goetz, Ron	LB	Minnesota
Jackson, Byron	WR	San Jose State
Lewis, Tahaun	CB	Nebraska
Malone, Darrell	CB	Jacksonville State
Marrow, Vince	TE	Toledo
McDaniels, Pellom	DE	Oregon State
Smith, Michael	WR	Kansas State
Stephens, Santo	LB	Temple

1993

Bartrum, Mike	TE	Marshall
DeGraffenreid, Allen	WR	Ohio State
Gay, Matt	WR/S	Kansas
Hughes, Danan	WR	Iowa
Jones, Jeff	WR	California
Knapp, Lindsay	T	Notre Dame
Lewis, Lance	RB	Nebraska
McWright, Robert	CB	Texas Christian
Montgomery, Fred	WR	New Mexico State
Ridgley, Troy	DT	Notre Dame
Shufelt, Pete	LB	Texas-El Paso
Turner, Darius	RB	Washington
Watson, Tim	S	Howard

1994

Anderson, Dunstan	DE	Tulsa
Carter, Perry	CB	Southern Mississippi
Daigle, Anthony	RB	Fresno State
DeGraffenreid, Allen	WR	Ohio State
Gay, Matt	WR/S	Kansas
Martin, Emerson	G	Hampton
Reece, John	CB	Nebraska
Woolfork, Ronnie	LB	Colorado
Wright-Fair, Shaumbe'	RB	Washington State

1995

Abrams, Anthony	DT	Clark (Ga.)
Barndt, Tom	C/G	Pittsburgh
Carter, Perry	CB	Southern Mississippi
Davis, Don	LB	Kansas
Florine, Ron	T	Central Missouri State
Lewis, Scotty	DE	Baylor
Parks, Odell	LB	Navarro J.C.
Tagoai, Mu	G	Arizona
Tate, Willy	TE	Oregon
Williams, Robert	TE	Valdosta State



WR Danan Hughes

1996

Barnard, David	DT	Florida
Brew, Dorian	CB	Kansas
Coleman, Herb	DE/DT	Trinity International
Davis, Terence	WR	McNeese State
Dritlein, Michael	WR	Washburn
Hicks, Kerry	DE/DT	Colorado
Khayat, Bill	TE	Duke
Morris, Luther	TE	Northwestern
Robinson, Adrian	CB	Baylor
Senters, Michael	CB/WR	Northwestern
Smith, Eric	WR	LSU
Stamps, Harry	T/G	Oklahoma
Watkins, Michael	WR	N.E. Louisiana



WR Willie Davis

1997

Byrd, Isaac	WR	Kansas
Capers, Byron	CB	Florida State
Cotton, Kotto	WR	Arkansas
Haynes, Jesse	RB	N.W. Missouri State
Rodgers, Anthony	WR	Cal-State Northridge
Smith, Mark	LB	Arkansas
Swanson, Pete	T	Stanford

1998

Ashman, Duane	DE	Virginia
Fontenot, Chris	TE	McNeese State
Haynes, Jesse	RB	N.W. Missouri State
Jones, Reggie	WR	LSU
Kaiser, Jason	CB	Culver-Stockton
Kubik, Brad	G	S.W. Missouri State
Pollack, Fred	G	Nebraska
Rosenstiel, Bob	TE	Eastern Illinois
Willard, Jerrott	LB	California
Williams, K.D.	LB	Henderson State

1999

Bailey, Troy	DE	Oregon
Garrett, Grant	C	Arkansas
Jackson, Ray	CB	Washington State
Kaiser, Jason	S	Culver-Stockton
King, Eric	G	Richmond
Kirby, Charles	FB	Virginia
McWashington, Shawn	WR	Washington State
Shay, Brian	RB	Emporia State
White, Ted	QB	Howard
Williams, Lemanzer	DE	Minnesota

2000

Blick, John	T	Penn State
Bruce, Arland	WR	Minnesota
Gall, Chris	FB	Indiana

Gholston, Kendrick	DE	Louisville
Hall, Ricky	WR	Virginia Tech
Jones, Willie	T	Grambling
Kitchings, Desmond	WR	Furman
McCleary, Norris	DT	East Carolina
McCullough, Andy	WR	Tennessee
McMullen, Kirk	TE	Pittsburgh
Rawlings, Josh	T	Minnesota
Scarlett, Noel	DT	Langston
Tisdale, Casey	LB	New Mexico



RB Todd McNair

2001

Allotey, Victor	G	Indiana
Baber, Billy	TE	Virginia
Cason, Aveion	RB	Illinois State
Harts, Shaunard	S	Boise State
Hawkins, Ahmad	CB	Virginia
Klemic, Dave	WR	Northeastern
Layne, George	FB	Texas Christian
Moses, J.J.	WR	Iowa State



S Shaunard Harts

2002

Bingham, T.J.	DE	Ouachita Baptist
Blakley, Duane	TE	Missouri
Capel, John	WR	Florida
Finley, Clint	S	Nebraska
Julien, Jamar	RB	San Jose State
Landry, Michael	DE	Southern
Newson, Tony	LB	Utah State
Rogers, Kirk	WR	Hardin-Simmons
Truluck, R-Kal	DE	SUNY Cortland
White, Mitch	T	Oregon State

Bold Denotes Players Who Eventually Made the Chiefs All-Time Roster.

Note: Starting in '89, the NFL allowed teams to establish a five-man practice squad the day following the league's final roster cutdown.

ALL-TIME DRAFTS

Boldface Indicates an Eventual Regular Starter

2003

1	RB	Larry Johnson	27	Penn State
2	LB	Kawika Mitchell	47	South Florida
3	CB	Julian Battle	92	Tennessee
4	T	Brett Williams	113	Florida State
5	G/T	Jordan Black	153	Notre Dame
6	DE	Jimmy Wilkerson	189	Oklahoma
7a	DT	Montique Sharpe	230	Wake Forest
7b	S	Willie Pile	252	Virginia Tech

Obtained Pittsburgh's first-round pick (used on Johnson), third-round pick (used Battle) and sixth-round pick (200th overall - subsequently traded to the N.Y. Jets) in exchange for the Chiefs first-round pick (16th overall). Sent original third-round pick (78th overall) to New Orleans in 2002. T Willie Roaf trade. Sent fifth-round pick (150th overall) and sixth-round pick (200th overall) to the N.Y. Jets in exchange for New York's fifth-round pick (used on Black) and sixth-round pick (used on Wilkerson). Sent original sixth-round pick (186th overall) to Dallas in 2002 first-round trade. Pick 7b (used on Pile) was a compensatory selection for 2002 free agent losses.

2002

1	DT	Ryan Sims	6	North Carolina
2	DT	Eddie Freeman	43	Ala.-Birmingham
3a		To Dallas in first-round trade.		
3b		To St. Louis in compensation for Dick Vermeil.		
4	FB	Omar Easy	107	Penn State
5	LB	Scott Fujita	143	California
6		To St. Louis in 2001 QB Joe Germaine trade.		
7	LB	Maurice Rodriguez	221	Fresno State

Obtained Dallas' first-round pick (6th overall - used on Sims) in exchange for the Chiefs first-round pick (8th overall), third-round pick (75th overall) and a sixth-round pick in 2003. Obtained a third-round pick (84th overall) from Washington in compensation for Marty Schottenheimer, subsequently sent to St. Louis in compensation for Dick Vermeil. Sent sixth-round pick (183rd overall) to St. Louis in 2001 QB Joe Germaine trade.

2001

1		To St. Louis in exchange for QB Trent Green and a 2001 fifth-round pick.		
2		To St. Louis in compensation for Dick Vermeil.		
3a	DT	Eric Downing	75	Syracuse
3b	WR	Marvin Minnis	77	Florida State
4a	DE	Monty Beisel	107	Kansas State
4b	FB	George Layne	108	TCU
5a	TE	Billy Baber	141	Virginia
5b	RB	Derrick Blaylock	150	Stephen F. Austin
6	G	Alex Sulistad	176	Miami (Ohio)
7a	S	Shaunard Harts	212	Boise State
7b	DT	Terdell Sands	243	UT-Chattanooga

Sent second-round pick (42nd overall) to St. Louis in compensation for head coach Dick Vermeil. Obtained third-round pick (used on Minnis) from Washington in compensation for Marty Schottenheimer. Obtained a fourth-round pick (used on Layne) from Jacksonville in 2000. G Brenden Stal trade. Obtained a fifth-round pick (used on Blaylock) from St. Louis in 2001 QB Trent Green trade. Pick 7b (used on Sands) was a compensatory pick for 2000 free agent losses.

2000

1	WR	Sylvester Morris	21	Jackson State
2	CB	William Bartee	54	Oklahoma
3	S	Greg Wesley	85	Ark. Pine Bluff
4	RB	Frank Moreau	115	Louisville

5a	RB/KR	Dante Hall	153	Texas A&M
5b	CB	Pat Dennis	162	Louisiana-Monroe
6	T	Darnell Alford	188	Boston College
7	WR/KR	Desmond Kitchings	208	Furman

Pick 5b (used on Dennis) was a compensatory pick for '99 free agent losses. Obtained Miami's sixth-round pick (used on Alford) in a '99 draft day trade. Sent original sixth-round pick (189th overall) to St. Louis in '99 TE Mitch Jacoby trade. Obtained New Orleans' seventh-round draft choice (used on Kitchings) as compensation for defensive backs coach Ron Zook, while New Orleans obtained Kansas City's original seventh-round pick (228th overall).

1999

1	T	John Tait	14	BYU
2	RB	Mike Cloud	53	Boston College
3a	LB	Gary Stills	75	West Virginia
3b	S	Larry Atkins	84	UCLA
4	WR	Larry Parker	108	USC
5		To Chicago in '98 RB Bam Morris trade.		
6		To Tampa Bay in '98 S Melvin Johnson trade.		
7	G	Eric King	290	Richmond

Obtained Miami's second-round pick (used on Cloud), a third-round pick (used on Atkins) and a 2000 sixth-round pick for the Chiefs second-round pick (43rd overall).

1998

1	T	Victor Riley	27	Auburn
2		To Oakland in compensation for restricted free agent DT Chester McGlockton.		
3	RB	Rashaan Shehee	88	Washington
4	LB	Greg Favors	120	Mississippi State
5a	CB	Robert Williams	128	North Carolina
5b		To Green Bay in '97 LB Wayne Simmons trade.		
6	DT	Derrick Ransom	181	Cincinnati
7a	CB	Eric Warfield	216	Nebraska
7b	FB	Ernest Blackwell	224	Missouri

Obtained Chicago's fifth-round pick (used on Williams) in '97 WR Chris Penn trade. Sent original fifth-round pick (150th overall) to Green Bay in '97 LB Wayne Simmons trade. Pick 7b (used on Blackwell) was a compensatory pick for '97 free agent losses.

1997

1	TE	Tony Gonzalez	13	California
2	WR	Kevin Lockett	47	Kansas State
3		To Houston in first-round trade.		
4	QB	Pat Barnes	110	California
5a		To Miami in '96 K Pete Stoyanovich trade.		
5b	RB	June Henley	163	Kansas
6	WR	Isaac Byrd	195	Kansas
7a		To Pittsburgh in '97 DT Brentson Buckner trade.		
7b	T	Nate Parks	214	Stanford

Obtained Houston's first-round pick (used on Gonzalez) and fourth-round pick (used on Barnes) for the Chiefs first-round (18th overall), third-round (81st overall), fourth-round (116th overall) and sixth-round picks (181st overall). Sixth-round pick (used on Byrd) was a compensatory pick for '96 free agent losses.

1996

1	S	Jerome Woods	28	Memphis
2	S	Reggie Tongue	58	Oregon State
3	DT	John Browning	68	West Virginia
4	LB	Donnie Edwards	98	UCLA
5	WR	Joe Horn	135	Itawamba J.C.
6	WR	Dietrich Jells	176	Pittsburgh
7a	C	Ben Lynch	211	California

HISTORY

7b C Jeff Smith 241 Tennessee
 7c DB/KR Darrell Williams 245 Tennessee St.
 Obtained a fourth-round pick (used on Edwards) and a '97 seventh-round pick from Miami for the Chiefs two '96 fourth-round picks (113th overall) and (125th overall). Obtained a fifth-round pick (used on Horn) from Arizona for the Chiefs two '96 fifth-round picks (161st overall) and (162nd overall). Pick 7c (used on Williams) was a compensatory pick for '95 free agent losses.

1995

1 T Trezelle Jenkins 35 Michigan
 2 To Philadelphia with a '96 sixth-round pick for WR Victor Bailey and a '95 fourth-round pick.
 3a WR **Tamarick Vanover** 81 Florida State
 3b LB Troy Dumas 97 Nebraska
 4 To San Francisco in '94 QB Steve Bono trade.
 4 QB Steve Stenstrom 134 Stanford
 5a DT Mike Pelton 155 Auburn
 5b LB Jerrott Willard 163 California
 6a DT Bryan Proby 202 Arizona State
 6b DT/G **Tom Barnet** 207 Pittsburgh
 7 To Tampa Bay in '93 CB Darren Anderson trade.

Obtained a first-round pick (used on Jenkins), a third-round pick (used on Dumas), a fourth-round pick (used on Stenstrom) and a '96 fourth-round pick from Jacksonville for the Chiefs original first-round pick (19th overall). The fourth-round pick obtained from Philadelphia in second-round Victor Bailey trade was subsequently sent to New England for their highest third-round selection in '96. The sixth-round pick obtained from Jacksonville in first-round trade was subsequently sent to Carolina for their highest sixth-round pick in '96.

1994

1 RB Greg Hill 25 Texas A&M
 2 RB Donnell Bennett 58 Miami (Fla.)
 3a WR Lake Dawson 92 Notre Dame
 3b WR Chris Penn 96 Tulsa
 4 S Bracy Walker 127 North Carolina
 5a CB James Burton 151 Fresno State
 5b DT Rob Waldrop 156 Arizona
 6 RB Anthony Daigle 185 Fresno State
 7a QB Steve Matthews 199 Memphis State
 7b TE Tracy Greene 219 Grambling

Obtained third-round pick (used on Penn) from San Francisco with QB Joe Montana and S David Whitmore for the Chiefs '93 first-round pick (18th overall). Obtained fifth-round pick (used on Burton) from Minnesota in '93 RB Barry Word trade. Obtained 7a (used on Matthews) from L.A. Rams in '93 LB Chris Martin trade.



G Will Shields



DE Neil Smith

1993

1 To San Francisco for QB Joe Montana, S David Whitmore and a '94 third-round pick.
 2 Used in '92 supplemental draft to select DE Darren Mickell from Florida.
 3 G **Will Shields** 74 Nebraska
 4 LB Jaime Fields 103 Washington

5 G/T Lindsay Knapp 130 Notre Dame
 6 RB Darius Turner 159 Washington
 7 WR Danan Hughes 186 Iowa
 8 To Phoenix in '93 CB Jay Taylor trade.

1992

1 CB Dale Carter 20 Tennessee
 2 QB Matt Blundin 40 Virginia
 3 To Dallas in second-round trade.
 4 DT Mike Evans 101 Michigan
 5 To Tampa Bay in '91 LB Ervin Handle trade.
 6 WR Tony Smith 159 Notre Dame
 7 LB Erick Anderson 186 Michigan
 8 G/C Jim Jennings 213 San Diego State
 9 C Jay Leeuwenburg 244 Colorado
 10 G Jerry Ostroski 271 Tulsa
 11 DE Doug Rigby 298 Wyoming
 12 DB Corey Williams 325 Oklahoma State

1991

1 RB Harvey Williams 21 Louisiana State
 2 T Joe Valerio 50 Pennsylvania
 3 WR **Tim Barnett** 77 Jackson State
 4 To Dallas in '89 QB Steve Pelluer trade.
 5 S **Charles Mincy** 133 Washington
 6 CB Darrell Malone 162 Jacksonville State
 7 CB Bernard Ellison 189 Nevada
 8 T Tom Dohring 218 Michigan
 9 P/K Robbie Keen 244 California
 10 DB Eric Ramsey 273 Auburn
 11 WR Bobby Olive 300 Ohio State
 12 G/T Ron Shipley 329 New Mexico

1990

1 LB Percy Snow 13 Michigan State
 2 C **Tim Grunhard** 40 Notre Dame
 3 To Dallas in '89 QB Steve Pelluer trade.
 4 WR Fred Jones 96 Grambling
 5a T **Derrick Graham** 124 Appalachian State
 5b DT Ken Hackemack 127 Texas
 6 DT Tom Sims 152 Pittsburgh
 7 G **Dave Szott** 180 Penn State
 8 To Buffalo in '88 DE Art Stil trade.
 9 RB Michael Owens 235 Syracuse
 10 LB Craig Hudson 263 Wisconsin
 11 RB Ernest Thompson 291 Georgia Southern
 12 WR Tony Jeffery 318 San Jose State
 Obtained fifth-round pick (used on Hackemack) from Buffalo in '88 DE Art Stil trade.

1989

1 LB **Derrick Thomas** 4 Alabama
 2 QB Mike Elkins 32 Wake Forest
 3 WR Naz Worthen 60 North Carolina St.
 4 CB Stan Petry 88 TCU
 5 To Cleveland in '89 LB Mike Junkin trade.
 6 WR **Robb Thomas** 143 Oregon State
 7 LB Ron Sancho 171 Louisiana State
 8a RB Bryan Tobey 199 Grambling
 8b RB Todd McNair 220 Temple
 9 S Jack Phillips 227 Alcorn State
 10 LB Rob McGovern 255 Holy Cross
 11 CB Marcus Turner 283 UCLA
 12 RB **Bill Jones** 311 SW Texas State
 Obtained eight-round pick (used on Tobey) from Buffalo in '88 DE Art Stil trade.

1988

1 DE **Neil Smith** 2 Nebraska
 To Detroit in first-round trade.
 3 DB **Kevin Porter** 59 Auburn
 4 WR J.R. Ambrose 96 Mississippi

5		To New Orleans in '87 LB Jack Del Rio trade.
6	RB	James Saxon 140 San Jose State
7	LB	Troy Stedman 171 Washburn
8	TE	Alfredo Roberts 197 Miami (Fla.)
9	WR	Azizuddin Abdul-Ra'ouf 224 Maryland
10	RB	Kenny Gamble 251 Colgate
11	QB	Danny McManus 279 Florida State
12		To Buffalo in '87 Charles Romes trade.

1987

1	RB	Paul Palmer 19 Temple
2	RB	Christian Okoye 35 Azusa Pacific
3	LB	Todd Howard 73 Texas A&M
4		To Houston in second-round trade.
5	WR/KR	Kitrick Taylor 128 Washington State
6		To Houston in '86 RB Larry Moriarty trade.
7	QB	Doug Hudson 186 Nicholls State
8	RB/KR	Michael Clemons 219 William & Mary
9	DE	Randy Watts 245 Catawba
10	RB	James Evans 272 Southern
11	WR/KR	Craig Richardson 299 Eastern Wash.
12	LB	Bruce Holmes 326 Minnesota

1986

1	T	Brian Jozwiak 8 West Virginia
2	LB	Dino Hackett 36 Appalachian State
3	DE	Leonard Griffin 64 Grambling
4a	C	Tom Baugh 89 Southern Illinois
4b	WR	Chas Fox 92 Furman
5		To San Diego in '83 C Bob Rush trade.
6a	RB	Kent Hagood 143 South Carolina
6b		To Washington in '86 C Rick Donnalley trade.
7		To Cleveland in '86 RB Boyce Green trade.
8	P	Lewis Colbert 198 Auburn
9	NT/DE	Gary Baldinger 232 Wake Forest
10	NT	Isaac Readon 260 Hampton Institute
11	LB	Aaron Pearson 288 Mississippi State
12		To Buffalo in eighth-round transaction.

1985

1	RB	Ethan Horton 15 North Carolina
2	TE	Jonathan Hayes 42 Iowa
4	G	Bob Olderman 99 Virginia
5	RB	Bruce King 126 Purdue
6	CB	John Bostic 149 Bethune-Cookman
7a	DE	Vincent Thomson 180 Missouri Western
7c		To Washington for undisclosed '86 choice.
8	WR	Ira Hillary 210 USC
9	S	Mike Armentrout 237 SW Missouri St.
10	RB	Jeff Smith 267 Nebraska
11	C	Chris Jackson 294 Southern Methodist
12	C	Harper LeBel 321 Colorado State

Fifth-round (133rd overall) and sixth-round picks (153rd overall) sent to Houston in '85 DE Bob Hamm trade.

1984

1a	NT	Bill Maas 5 Pittsburgh
1b	T	John Alt 21 Iowa
2	LB	Scott Radevic 34 Penn State
3	RB	Herman Heard 61 So. Colorado
4	S	Mark Robinson 90 Penn State
5a	DE	Eric Holle 117 Texas
5b	LB	Jeff Paine 134 Texas A&M
6	WR	Rufus Stevens 146 Grambling
7	CB	Kevin Ross 173 Temple
8	S	Randy Clark 202 Florida
9a	G/T	Scott Auer 229 Michigan State
9b	TE	Dave Hestera 240 Colorado
10	LB	Al Wenglikowski 258 Pittsburg
11	RB	Bobby Johnson 285 San Jose State
12	LB	Mark Lang 314 Texas

Obtained first-round choice (used on Alt) and fifth-round choice (used on Paine) from L.A. Rams in '83 CB Gary Green trade.

1983

1	QB	Todd Blackledge 7 Penn State
2	T	David Lutz 34 Georgia Tech
3	CB	Albert Lewis 61 Grambling
4	TE	Ron Wetzel 92 Arizona State
5	P	Jim Arnold 119 Vanderbilt
6	T	Ellis Gardner 146 Georgia Tech
7a	RB	Ken Thomas 173 San Jose State
7b	RB	Daryl Posey 179 Mississippi Coll.
8	T	Irv Eatman 204 UCLA
9	C	Adam Lingner 231 Illinois
10	NT	Mark Shumate 258 Wisconsin
11	DE	Dwayne Jackson 285 South Carolina St.
12	OT	Kenny Jones 316 Tennessee

1982

1	WR	Anthony Hancock 12 Tennessee
2	LB	Calvin Daniels 47 North Carolina
3		To St. Louis for exchange of first-round positions.
4a	LB	Louis Haynes 105 North Texas State
4b	LB	Stuart Anderson 101 Virginia
5	RB	Del Thompson 131 Texas-El Paso
6	S	Durwood Roquemore 158 Texas A&I
7	NT	Greg Smith 185 Kansas
8	WR	Case deBruijn 215 Miami (Fla.)
9	T	Lyndie Byford 242 Oklahoma
10	WR	Larry Brodsky 269 Miami (Fla.)
11	CB	Bob Carter 299 Arizona
12	S	Mike Miller 326 SW Texas State



RB Joe Delaney and C Jack Rudnay

1981

1	TE	Willie Scott 14 South Carolina
2	RB	Joe Delaney 41 NW Louisiana
3a	TE	Marvin Harvey 71 So. Mississippi
3b	T	Roger Taylor 76 Oklahoma State
3c	DB	Lloyd Burruss 79 Maryland
4	WR	Ron Washington 98 Arizona State
5	T/C	Todd Thomas 125 North Dakota
6	NT	Dock Luckie 155 Florida
7	RB	Billy Jackson 182 Alabama
8	WR	David Dorn 209 Rutgers
9	DB	Tony Vereen 239 SE Louisiana
10	G	Les Studdard 266 Texas
11	DE	Frank Case 293 Penn State
12	QB	Bob Gagliano 323 Utah State

1980

1	G	Brad Budde 11 USC
2		To Houston in '79 trade.
3	RB	James Hadnot 65 Texas Tech
4	LB	Dave Klug 95 Concordia
5a	WR	Carlos Carson 116 Louisiana State
5b	DE	Dan Pensick 117 Nebraska
5c		To Detroit in C Larry Teary trade.
6a	WR	Bubba Garcia 149 Texas-El Paso
6b	RB	Larry Heater 167 Arizona
7		To L.A. Rams with TE Walter White for a sixth-round choice and an '81 third-round choice.

8	LB	Sam Stepney	206	Boston University
9	WR	Tom Donovan	233	Penn State
10	T	Rob Martinovich	263	Notre Dame
11	NT	Dale Markham	290	North Dakota
12	LB	Mike Brewington	317	East Carolina

1979

1a	DE	Mike Bell	2	Colorado State
1b	QB	Steve Fuller	23	Clemson
2		To Houston in '79 Steve Fuller trade.		
3		To L.A. Rams in '79 Stan Johnson trade.		
4	LB	Frank Manumaleuga	85	San Jose State
5	RB	Earl Grant	114	Missouri
6	WR	Robert Gaines	143	Washington
7	DE	Ken Kremer	170	Ball State
8a	RB	Mike Williams	199	New Mexico
8b	G	Robert Brewer	222	Temple
9a	TE	James Folston	226	Clemson
9b	T	Joe Robinson	233	Ohio State
10a	LB	Michael DuPree	255	Florida
10b	S	Gerald Jackson	264	Mississippi State
10c	WR	Larry Willis	272	Alcorn State
11	WR	Stan Rome	282	Clemson
12	RB	Michael Forrest	311	Arkansas

Obtained first-round pick (used on Fuller) from Houston for a second-round pick and an '80 second-round pick.



S Gary Barbaro



LB Gary Spani

1978

1	DE	Art Still	2	Kentucky
2	DT/DE	Sylvester Hicks	29	Tennessee
3	LB	Gary Spani	58	Kansas State
4a	LB	Danny Johnson	85	Tennessee State
4b	QB	Pete Woods	106	Missouri
5a	WR	Jerrold McRae	114	Tennessee State
5b	DT	Dwight Carey	120	Texas-Arlington
5c	WR/KR	Robert Woods	136	Grambling
6		To Chicago with 5d choice for 4b choice.		
7a	DB	Ricky Odom	170	USC
7b	WR	Bill Keller	186	Stanford
8	RB	John Henry White	197	Louisiana Tech
9	T	Larry Brown	226	Miami (Fla.)
10	DE/DT	Earl Bryant	253	Jackson State
11	S	Ray Milo	282	New Mexico State
12	C	Willie Brock	309	Colorado

1977

1	CB	Gary Green	10	Baylor
2	RB	Tony Reed	37	Colorado
3	LB	Thomas Howard	67	Texas Tech
4a	RB	Mark Bailey	92	Cal St. Long Beach
4b	TE	Tony Samuels	94	Bethune-Cookman
4c	G	Darlus Helton	95	N. Carolina Central
4d	DB	Eric Harris	104	Memphis State
5		To Pittsburgh in '76 RB Tommy Reamon trade.		
6a	DE	Rick Burleson	150	Texas
6b	RB	Andre Herrera	167	Southern Illinois
7	S	Chris Golub	177	Kansas
8a	LB	Ron Olsonoski	204	Saint Thomas

8b	WR	Waddell Smith	215	Kansas
9a	DE	Derrick Glanton	226	Bishop
9b	T	Dave Green	235	New Mexico
10	QB	Mark Vitoli	261	Purdue
11	WR	Maurice Mitchell	288	Northern Michigan
12	LB	Raymond Burks	318	UCLA

1976

1	G	Rod Walters	14	Iowa
2	DT	Cliff Frazier	41	UCLA
3a	DT	Keith Simons	63	Minnesota
3b		To Green Bay in '75 RB MacArthur Lane trade.		
3c	S	Gary Barbaro	74	Nicholls State
3d	WR	Henry Marshall	79	Missouri
4		To Cincinnati in '75 LB Ken Avery trade.		
5a	DT	Willie Lee	137	Bethune-Cookman
5b	LB	Jimbo Elrod	144	Oklahoma
6a	CB	Steve Taylor	167	Kansas
6b	LB	Bob Gregolunas	168	Northern Illinois
6c	T	Calvin Harper	174	Illinois State
7	RB	Rod Wellington	198	Iowa
8	C	Orrin Olsen	225	Brigham Young
9	CB	Tim Collier	252	East Texas State
10	DE	Whitney Paul	282	Colorado
11	TE	Bob Squires	309	Hastings
12	WR	Harold Porter	336	SW Louisiana
13	QB	Joe Bruner	366	NE Louisiana
14	T	Rick Thurman	393	Texas
15	LB	Dave Rozumek	420	New Hampshire
16	DB/P	Dennis Anderson	450	Arizona
17	RB	Pat McNeil	477	Baylor

1975

1		To Houston in '74 DE John Matuszak trade.		
2	TE	Elmore Stephens	34	Kentucky
3	DT	Cornelius Walker	59	Rice
4		To Denver in '74 LB Tom Graham trade.		
5		To Los Angeles in '74 T Jim Nicholson trade.		
6a	RB	Morris LaGrand	137	Tampa
6b	DE	Dave Wasick, DE, San Jose State		
7		To Houston in '74 RB Bill Thomas trade.		
8a		To Pittsburgh in '74 WR Barry Pearson trade.		
8b	T	Wayne Hoffman	189	Oklahoma
9		To Cleveland in '74 DE Bob Briggs trade.		
10		To Denver in '74 T Tom Drougas trade.		
11	G	Dale Hegland	268	Minnesota
12	RB	James Rackley	293	Florida A&M
13	LB	John Snider	318	Stanford
14	G	Gene Moshler	346	Vanderbilt
15		To Pittsburgh in '74 DT Tom Keating trade.		
16	DE	Mark Petersen	396	Illinois
17	S	Mike Bulino	424	Pittsburgh

1974

1	RB	Woody Green	16	Arizona State
2	T	Charlie Getty	41	Penn State
3	QB	Dave Jaynes	66	Kansas
4	T	Matt Herkenhoff	94	Minnesota
5		To N.Y. Giants in '73 G/T Wayne Walton trade.		
6	RB	Jay Washington	131	Clemson
7	DE	LeRoy Hegge	172	S. Dakota (Springfield)
8		To N.Y. Jets in '73 DE Gerry Philbin trade.		
9	RB	J.J. Jennings	222	Rutgers
10	G	Tom Condon	250	Boston College
11	RB	Bob Thornbladh	275	Michigan
12	WR	Carl Brown	300	West Texas State
13	LB	Norm Romagnoli	328	Kentucky State
14	G	Frank Pomarico	353	Notre Dame
15	LB	Lern Burnham	378	U.S. International
16	G	Barry Beers	406	William & Mary
17	KR	Dave Langner	431	Auburn

1973

1		To Chicago in '72 DT George Seals trade.
2a	TE	Gary Butler 27 Rice
2b		To Los Angeles in '73 RB Willie Ellison trade.
3	T/G	Paul Krause 72 Central Michigan
4a	DE	John Lohmeyer 89 Emporia State
4b		To Los Angeles in '73 QB Pete Beathard trade.
5	DE	Fred Grambau 120 Michigan
6	DB	Doug Jones 145 San Fernando Valley St.
7	C	Donn Smith 173 Purdue
8	LB	Al Palewicz 197 Miami (Fla.)
9	G	Bill Story 223 Southern Illinois
10	CB	Willie Osley 251 Illinois
11		Choice nullified.
12	DT	Tom Ramsey 301 Northern Arizona
13	CB	Paul Mettallo 329 Massachusetts
14	WR	Albert White 354 Fort Valley State
15		To Buffalo for previous considerations.
16	LB	Wilbur Grooms 407 Tampa
17	DE/TE	Clayton Korver 431 Southern Methodist

1972

1	RB	Jeff Kinney	Nebraska
2		To New England for previous considerations.	
3		To Houston in '71 TE Willie Frazier trade.	
4a	WR	Andy Hamilton	Louisiana State
4b		To New Orleans in Charles Williams trade.	
5	DE/LB	Milton Davis	Texas-Arlington
6	DT	John Kahler	Long Beach State
7	QB	Dean Carlson	Iowa State
8	G	Scott Mahoney	Colorado
9	T	Dave Taylor	Weber State
10	T	Richard Ruppert	Hawaii
11	T	Elbert Walker	Wisconsin
12	DT	Mike Williams	Oregon
13	DB	Tyler Hellams	South Carolina
14	LB	Dave Chaney	San Jose State
15	DB	Larry Marshall	Maryland
16	DE	Bob Johnson	Hanover
17	LB	Ted Washington	Mississippi Valley

1971

1	WR	Elmo Wright	Houston
2a	DT	Wilbur Young	William Penn
2b	DE	Scott Lewis	Grambling
3		To Cleveland in '70 DE Marvin Upshaw trade.	
4	TE	David Robinson	Jacksonville State
5	RB	Mike Adamle	Northwestern
6	CB	Kerry Reardon	Iowa
7		To New Orleans in '71 RB Jim Otis trade.	
8a	S	Mike Sensibaugh	Ohio State
8b	S	Rick Telander	Northwestern
9	T	Alvin Hawes	Minnesota
10	WR	Bruce Jankowski	Ohio State
11	CB	Nate Allen	Texas Southern
12	RB	Tony Esposito	Pittsburgh
13	QB	Chuck Hixson	Southern Methodist
14	TE	Bruce Bergey	UCLA
15	CB/S	Mike Montgomery	SW Texas State
16	G	Darrell Jansonius	Iowa State

1970

1	T	Sid Smith	USC
2	LB	Clyde Werner	Washington
3a	DE	Billy Bob Barnett	Texas A&M
3b	CB	David Hadley	Alcorn A&M
4		To Cincinnati in '69 RB Warren McVea trade.	
5	C	Mike Oriard	Notre Dame
6	DT/DE	Robert Hews	Princeton
7	WR	Clyde Glosson	Texas-El Paso
8	CB	Fred Barry	Boston University

9	TE	Charley Evans	Texas Tech
10	G	Bob Stankovich	Arkansas
11	RB	Bill O'Neal	Grambling
12	G	Rodney Fedorchak	Pittsburgh
13	DE	Troy Patridge	Texas-Arlington
14	RB	Glenn Dumoni	American International
15	DT	Bob Liggett	Nebraska
16	LB	Randy Ross	Kansas State
17	S	Rayford Jenkins	Alcorn A&M

1969

1	CB	Jim Marsalis	Tennessee State
2	RB	Ed Podolak	Iowa
3	TE	Morris Stroud	Clark (Ga.)
4	C	Jack Rudnay	Northwestern
5	LB	Bob Stein	Minnesota
6	RB	John Pleasant	Alabama State
7	WR	Tom Nettles	San Diego State
8a	T	Clanton King	Purdue
8b	RB	Maurice LeBlanc	Louisiana State
9	G	Dan Klepper	Nebraska-Omaha
10	DE	John Sponheimer	Cornell
11	TE	Skip Wupper	C.W. Post
12	LB	John Lavin	Notre Dame
13	G	Rick Piland	Virginia Tech
14	CB	Al Bream	Iowa
15	T	Leland Wilson	Rice
16	CB	Uriel Johnson	Prairie View
17	CB	Ralph Jenkins	Tuskegee



RB Ed Podolak and G Ed Budde

1968

1a	G	Maurice (Mo) Moorman	Texas A&M
1b	G	George Daney	Texas-El Paso
2	QB	Mike Livingston	Southern Methodist
3		To Denver in '68 DT Curley Culp trade.	
4	TE	Mickey McCarty	TCU
5		To Buffalo in '68 G Remi Prudhomme trade.	
6		To Cincinnati in '68 NFL Expansion Draft.	
7	DB	Sam Grezaffi	Louisiana State
8	DE	Lindon Endsley	North Texas State
9	LB	Mac McClure	Mississippi
10	QB	Jack Gehrke	Utah
11	DE	Tom Mosewicz	Tulane
12	DB	Bobby Johns	Alabama
13	WR	Jim Kavanagh	Boston College
14	RB	Robert Holmes	Southern
15	C	Bill Chambliss	Miami (Fla.)
16	T	Pat Talburt	SW Missouri State
17	RB	Wesley Williams	Texas Southern

1967

1	DT	Gene Trosch	Miami
2a	LB	Jim Lynch	Notre Dame
2b	LB	Willie Lanier	Morgan State
3	TE	Billy Masters	Louisiana State
4	G	Ron Zememann	East Texas State
5		To Buffalo for previous considerations.	

HISTORY

6	KR	Noland Smith	Tennessee State
7	G	Richard Erickson	Stout State
8	T	Thomas Altmeier	Luther
9	DT	Ed Pope	Jackson State
10		To Houston in '66 C Wayne Frazier trade.	
11	G	William Braswell	Auburn
12a	G	Richard Kolowski	Wake Forest
12b	WR	Kent Lashley	Oklahoma State
13	RB	Lenwood Simmons	Edward Waters
14	G	John Bishop	Delta State
15	HB	Denny Capponi	Xavier
16	QB	Charlie Noggle	North Carolina State
17	TE	David Lattin	Texas Western

1966

(Italics Indicates Chiefs Signee)

1	DE	Aaron Brown	Minnesota
2	T	<i>Francis Peay</i>	<i>Missouri</i>
3	T	Walt Barnes	Nebraska
4	HB	<i>Elijah Gipson</i>	<i>Bethune-Cookman</i>
5	G	Doug Van Horn	Ohio State
6	C	John Osmond	Tulsa
7	K	Charles Gogolak	Princeton
8	DB	<i>Fletcher Smith</i>	<i>South Carolina State</i>
9	DB	Dick Smith	Northwestern
10	DB	<i>Fred Dawston</i>	<i>South Carolina State</i>
11	WR	<i>Willie Ray Smith</i>	<i>Kansas</i>
12	DB	Bill Bonds	McMurry
13	K	<i>Wayne Walker</i>	<i>NW Louisiana</i>
14	RB	Charles Harraway	San Jose State
15	G	Bruce Van Dyke	Missouri
16	RB	Tom Barington	Ohio State
17	RB	Walt Garrison	Oklahoma State
18	DB	Hal Seymour	Florida
19	E	Bob Dunlevy	West Virginia
20	RB	Mike Garrett	USC

1966 FUTURES

1	DB	George Youngblood	Cal St. Los Angeles
2	T	Robert Tickens	Nebraska
3	K	Jan Stenerud	Montana State
4	HB	Dan Berry	California
5	LB	Lynn Senkbell	Nebraska
6	DB	Dick Reding	NW Louisiana
7	T	Bill Ogle	Stanford
8	DB	<i>Mel Myricks</i>	<i>Washburn</i>

1965

1	RB	Gale Sayers	Kansas
2a	G	(from Buffalo) Jack Chapple	Stanford
2b	LB	<i>Ron Caveness</i>	<i>Arkansas</i>
3	LB	Mike Curtis	Duke
4a	WR	(from Buffalo) Otis Taylor	Prairie View
4b	WR	Frank Pitts	Southern
5	HB	Smith Reed	Alcorn A&M
6	DB	<i>Mickey Sutton</i>	<i>Auburn</i>
7	WR	Gloster Richardson	Jackson State
8	QB/K	<i>Danny Thomas</i>	<i>Southern Methodist</i>
9	C	Joe Ceme	Northwestern
10	DB	<i>Bob Howard</i>	<i>Stanford</i>
11	T	<i>Al Piriano</i>	<i>Wisconsin</i>
12	LB	<i>Mike Cox</i>	<i>Iowa State</i>
13	DB	<i>Robert Bonds</i>	<i>San Jose State</i>
14	DB	<i>Fred Dotson</i>	<i>Wiley</i>
15	G	Dave Powless	Illinois
16	T	Stan Irvine	Colorado
17	LB	Don Croftcheck	Indiana
18	TE	Jerry Smith	Arizona State
19	C	Mike Alford	Auburn
20	HB	Bill Symons	Colorado

1965 FUTURES

1	DT	<i>Alphonse Dotson</i>	<i>Grambling</i>
2	DT	Frank Cornish	Grambling
3	WR	Henry Carr	Arizona State
4	T	Steve Cox	South Carolina
5	E	John Thomas	Southern California
6	G	John Wilbur	Stanford
7	HB	Bill Moore	Mississippi State
8	DB	Roosevelt Ellerbe	Iowa State

1964

1	QB	<i>Pete Beathard</i>	<i>USC</i>
2	E	Billy Martin	Georgia Tech
3	T	Ken Kortas	Louisville
4	T	Ed Lothamer	Michigan State
5		To Buffalo.	
6a	DB	(from Buffalo) Duke Carlisle	Texas
6b	RB	Joe Don Looney	Oklahoma
7	E	John Simon	Notre Dame
8	WR	Hal Bledsoe	USC
9	T	Tony DiMidio	West Chester State
10	E	Clay Stephens	Notre Dame
11	LB	Tommy Crutcher	Texas Christian
12	E	Jake Adams	Virginia Tech
13a	C	(from Houston) Orville Hudson	East Texas St.
13b	HB	Jay Wilkinson	Duke

1964 FUTURES

1	HB	Paul Costa	Notre Dame
2	HB	Jim Snowden	Notre Dame
3	QB	Roger Staubach	Navy
4	T	Jack Peterson	Omaha
5	T	Jerry Knoll	Washington
6	E	<i>Jerry Lamb</i>	<i>Arkansas</i>
7a	HB	(from Denver) Bob Hohn	Nebraska
7b	E	Sandy Sands	Texas
8	T	Bob Burrows	East Texas State
9	T	Dick Evers	Colorado State
10	E	<i>Bud Abell</i>	<i>Missouri</i>
11	T	Robert Young	Howard Payne
12	T	Jerry McClurg	Colorado
13	HB	Phil Zera	St. Joseph's

1963

1a	DT	(from Oakland) Buck Buchanan	Grambling
1b	G	Ed Budde	Michigan State
2	T	Walter Rock	Maryland
3	T	Don Brumm	Purdue
4	G	Daryl Sanders	Ohio State
5	E	John Campbell	Minnesota
6		To Buffalo.	
7	LB	Bobby Bell	Minnesota
8	HB	John Sklopan	Southern Mississippi
9	E	Jan Barrett	Fresno State
10	T	<i>Curt Farrier</i>	<i>Montana State</i>
11a	HB	(from Oakland) Ron Goodwin	Baylor
11b	P	Jerral Wilson	Southern Mississippi
12		To New York.	
13		To Houston.	
14a	HB	(from Oakland) Stone Johnson	Grambling
14b	HB	<i>'Preacher Pilot</i>	<i>New Mexico State</i>
15	HB	<i>Joe Auer</i>	<i>Georgia Tech</i>
16	E	Mel Profit	UCLA
17	QB	Billy Moore	Arkansas
18	T	<i>'Bill Freeman</i>	<i>Southern Mississippi</i>
19	HB	Bruce Starling	Florida
20	T	<i>'Lowell Vaught</i>	<i>SW Louisiana</i>
21	T	<i>'Ernie Boghetti</i>	<i>Pittsburgh</i>
22	T	<i>'John Maczuzak</i>	<i>Pittsburgh</i>
23	HB	Bob Yacskick	Rutgers
24	T	Dave Hill	Auburn
25	LB	<i>'John Hughes</i>	<i>Southern Methodist</i>

1962

1	HB	Ronnie Bull	Baylor
2	E	Bill Miller	Miami (Fla.)
3	QB	Eddie Wilson	Arizona
4a	T	Charles Hinton	North Carolina College
4b	C	Irv Goode	Kentucky
5a	T	Bobby Plummer	TCU
5b	QB	Bobby Ply	Baylor
6	T	Al Hinton	Iowa
7		No choice.	
8	T	Larry Bowie	Purdue
9	T	Marshall Shirk	UCLA
10	HB	James Saxton	Texas
11	QB	Bobby Hunt	Auburn
12a	T	Guy Reese	Southern Methodist
12b	HB	Bobby Lee Thompson	Arizona
14	G	*Bookie Bolin	Mississippi
15	E	*Dave Graham	Virginia
16	E	Pettis Norman	Johnson C. Smith
17	E/K	Tommy Brooker	Alabama
18	T	Joe Carollo	Notre Dame
19	HB	Lee Welch	Mississippi
20	G	Mike Samcheski	Lehigh
21	T	*Kent Martin	Wake Forest
22	T	Jim Bernhardt	Linfield (Ore.)
23	T	Russ Foret	Georgia Tech
24	QB	Pat Trammell	Alabama
25	E	John Burrell	Rice
26	QB	*Walt Rappold	Duke

1961

1	C	E.J. Holub	Texas Tech
2	T	Bob Lilly	TCU
3	T	Jim Tyrer	Ohio State
4	E	Claude Mooman	Duke
5	DT	Jerry Mays	Southern Methodist
6		To Los Angeles.	
7	TE	Fred Arbanas	Michigan State
8	T	John O'Day	Miami
9	T	Dick Mills	Pittsburgh
10	E	Jerry Daniels	Mississippi
11	HB	Marvin Tibbetts	Georgia Tech
12	HB	Paul Hynes	Louisiana Tech
13	HB	Glynn Gregory	Southern Methodist
14	RB	*Curtis McClinton	Kansas
15	G	Roy Lee Rambo	Texas Christian
16	E	Aaron Thomas	Oregon State
17	HB	Jarrell Williams	Arkansas
18	RB	Ron Hartline	Oklahoma
19	HB	Frank Jackson	Arkansas
20	E	*Bob Lane	Baylor
21	QB	*Dick Thornton	Northwestern
22	HB	*Ed Sharockman	Pittsburgh
23	T	*Lou Zivkovich	New Mexico State
24	G	Pat Dye	Georgia
25	QB	Pay Ramsey	Adams State
26	HB	Danny House	Davidson
27	QB	Bob Schloretd	Washington
28	G	Bill Stine	Michigan
29	RB	*Lonnie Caddell	Rice
30	E	Cedric Price	Kansas State

1960

		(First Selections)	
E	Jack Atcheson	Western Illinois	
T	George Boone	Kentucky	
E	Chris Burford	Stanford	
T	Earl Ray Butler	North Carolina	
E	Gail Cogdill	Washington State	
HB	James Crotty	Notre Dame	
T	Gary Ferguson	Southern Methodist	
C	Tom Glynn	Boston College	
T	Gene Gossage	Northwestern	
T	Jim Heineke	Wisconsin	
T/G	William Jerry	South Carolina	
T	John Kapele	Brigham Young	
RB	Louis Kelley	New Mexico State	
T/G	Gilmer Lewis	Oklahoma	
T/G	John Malmberg	Knox College	
C	Arvie Martin	Texas Christian	
QB	Don Meredith	Southern Methodist	
HB	Tom Moore	Vanderbilt	
E	Ola Murchison	Pacific	
C	Bob Nelson	Wisconsin	
E	Jim Norton	Idaho	
QB	Warren Rabb	Louisiana State	
HB	Howard Ringwood	Brigham Young	
HB	Johnny Robinson	Louisiana State	
FB	John Saunders	Kentucky	
FB	Glenn Shaw	Kentucky	
HB	Gordon Speer	Rice	
G	Jack Stone	Oregon	
G	Marvin Terrell	Mississippi	
G	Emery Turner	Purdue	
E	Joe Vader	Kansas State	
HB	Carroll Zaruba	Nebraska	

(Second Selections)

T/G	Grady Alderman	Detroit
T/G	Herman Alexander	Findlay (Ohio)
HB	Taz Anderson	Georgia Tech
T/G	Jim Beaver	Florida
T/G	*Bill Beck	Gustavus Adolphus
T/G	*Doug Pat Brown	Fresno State
HB	Gary Campbell	Whittier (Calif.)
QB	Vernon Cole	North Texas State
T/G	Toby Deese	Georgia Tech
T/G	Carl Dumbauid	West Virginia
C	Charles Elizzey	Southern Mississippi
HB	Tom Gates	San Bernardino (Calif.)
HB	Austin Gonsoulin	Baylor
HB	Clark Holden	Southern California
T/G	DeWitt	Georgia
C	Bill Thompson	Georgia
E	Billy Trantum	Arkansas
E	Jim Vickers	Georgia
E	Larry Ward	Lamar Tech
HB	Paul Winslow	North Carolina College

*Indicates Future Choice

CHIEFS ALL-TIME FIRST ROUND DRAFT PICKS

2003	Larry Johnson	1991	Harvey Williams	1980	Brad Budde	1969	Jim Marsalis
2002	Ryan Sims	1990	Percy Snow	1979	Mike Bell	1968	Mo Moorman
2001	Traded to St. Louis.	1989	Derrick Thomas		Steve Fuller		George Daney
2000	Sylvester Morris	1988	Neil Smith	1978	Art Still	1967	Gene Trosch
1999	John Tait	1987	Paul Palmer	1977	Paul Green	1966	Aaron Brown
1998	Victor Riley	1986	Brian Jozwiak	1976	Rod Walters	1965	*Gale Sayers
1997	Tony Gonzalez	1985	Ethan Horton	1975	Traded to Houston.	1964	Pete Beathard
1996	Jerome Woods	1984	Bill Maas	1974	Woody Green	1963	Buck Buchanan
1995	Trezelle Jenkins		John Alt	1973	Traded to Chicago.		Ed Budde
1994	Greg Hill	1983	Todd Blackledge	1972	Jeff Kinney	1962	*Ronnie Bull
1993	Traded to San Francisco.	1982	Anthony Hancock	1971	Elmo Wright	1961	E.J. Holub
1992	Dale Carter	1981	Willie Scott	1970	Sid Smith	1960	*Don Meredith

*Signed with NFL

HISTORY

ALL-TIME STARTING QUARTERBACKS

YEAR-BY-YEAR RESULTS



Joe Montana
1993-94
17-8 (.680)



Steve Bono
1994-96
21-10 (.677)



Dave Krieg
1992-93
13-8 (.619)



Steve DeBerg
1988-91
31-20-1 (.606)

Year	Quarterback	Record	Year	Quarterback	Record
1960	Cotton Davidson	8-6	1982	Bill Kenney	3-3
1961	Cotton Davidson	5-7		Steve Fuller	0-3
	Randy Duncan	1-1	1983	Bill Kenney	6-10
1962	Len Dawson	11-3	1984	Bill Kenney	4-4
1963	Len Dawson	5-7-1		Todd Blackledge	4-4
	Eddie Wilson	0-0-1	1985	Bill Kenney	3-7
1964	Len Dawson	7-7		Todd Blackledge	3-3
1965	Len Dawson	6-4-2	1986	Todd Blackledge	5-3
	Pete Beathard	1-1		Bill Kenney	5-3
1966	Len Dawson	11-2-1	1987	Bill Kenney	3-5
1967	Len Dawson	9-5		Todd Blackledge	1-1
1968	Len Dawson	12-2		Frank Seurer	0-2
1969	Len Dawson	5-2		Matt Stevens*	0-2
	Jacky Lee	0-1		Doug Hudson*	0-1
	Mike Livingston	6-0	1988	Steve DeBerg	4-6-1
1970	Len Dawson	6-5-2		Bill Kenney	0-5
	Mike Livingston	1-0	1989	Steve DeBerg	6-4
1971	Len Dawson	9-3-1		Ron Jaworski	1-2
	Mike Livingston	1-0		Steve Pelluer	1-1-1
1972	Len Dawson	7-5	1990	Steve DeBerg	11-5
	Mike Livingston	1-1	1991	Steve DeBerg	10-5
1973	Len Dawson	3-2-1		Mark Vlasic	0-1
	Mike Livingston	4-3-1	1992	Dave Krieg	10-6
1974	Len Dawson	3-5	1993	Joe Montana	8-3
	Mike Livingston	2-4		Dave Krieg	3-2
1975	Mike Livingston	4-3	1994	Joe Montana	9-5
	Len Dawson	1-4		Steve Bono	0-2
	Tony Adams	0-2	1995	Steve Bono	13-3
1976	Mike Livingston	5-9	1996	Steve Bono	8-5
1977	Mike Livingston	1-10		Rich Gannon	1-2
	Tony Adams	1-2	1997	Elvis Grbac	8-2
1978	Mike Livingston	4-10		Rich Gannon	5-1
	Tony Adams	0-2	1998	Elvis Grbac	2-4
1979	Mike Livingston	1-3		Rich Gannon	5-5
	Steve Fuller	6-6	1999	Elvis Grbac	9-7
1980	Steve Fuller	6-7	2000	Elvis Grbac	7-8
	Bill Kenney	2-1		Warren Moon	0-1
1981	Bill Kenney	8-5	2001	Trent Green	6-10
	Steve Fuller	1-2	2002	Trent Green	8-8

*Denotes replacement player.



Len Dawson
1962-75
95-56-8 (.623)



Elvis Grbac
1997-00
26-21 (.553)



Rich Gannon
1996-98
11-8 (.542)



Todd Blackledge
1984-86
13-11 (.542)

REGULAR SEASON WINNING PERCENTAGE

PLAYER	YEAR(S) STARTED	RECORD	WIN PCT.
1. Joe Montana	1993-94	17-8	.680
2. Steve Bono	1994-96	21-10	.677
3. Len Dawson	1962-75	95-56-8	.623
4. Dave Krieg	1992-93	13-8	.619
5. Steve DeBerg	1988-91	31-20-1	.606
6. Rich Gannon	1996-98	11-8	.579
7. Elvis Grbac	1997-00	26-21	.553
8. Todd Blackledge	1984-86	13-11	.542
9. Pete Beathard	1965	1-1	.500
Cotton Davidson	1960-61	13-13	.500
Randy Duncan	1961	1-1	.500
Steve Pelluer	1989	1-1-1	.500
Eddie Wilson	1963	0-0-1	.500
14. Bill Kenney	1981-87	34-43	.442
15. Trent Green	2001-02	14-18	.438
16. Steve Fuller	1979-80	13-18	.419
17. Mike Livingston	1969, '73-78	30-43-1	.412
18. Ron Jaworski	1989	1-2	.333
19. Tony Adams	1975, '77-78	1-6	.143
20. Jacky Lee	1969	0-1	.000
* Doug Hudson	1987	0-1	.000
Warren Moon	2000	0-1	.000
Mark Vlasic	1991	0-1	.000
Frank Seurer	1987	0-2	.000
* Matt Stevens	1987	0-2	.000

*Denotes replacement player.

MOST REGULAR SEASON GAMES STARTED

PLAYER	YEARS STARTED	STARTS	RECORD	WIN PCT.
1. Len Dawson	1962-75	159	95-56-8	.623
2. Bill Kenney	1981-87	77	34-43	.442
3. Mike Livingston	1969, '73-78	75	31-43-1	.413
4. Steve DeBerg	1988-91	52	31-20-1	.596
5. Elvis Grbac	1997-00	47	26-21	.553

REGULAR SEASON WINNING PERCENTAGE AT ARROWHEAD

PLAYER	YEARS STARTED	STARTS	RECORD	WIN PCT.
1. Joe Montana	1993-94	12	10-2	.833
2. Dave Krieg	1992-93	11	9-2	.818
3. Steve Bono	1994-96	16	13-3	.813
4. Rich Gannon	1996-98	9	7-2	.778
5. Steve DeBerg	1988-91	27	20-7	.741

* Minimum of three starts.

PLAYOFF RESULTS

PLAYER	PLAYOFF SEASONS	STARTS	RECORD	WIN PCT.
1. Len Dawson	1962, '66, '68-69, '71	8	5-3	.625
2. Joe Montana	1993-94	4	2-2	.500
3. Steve DeBerg	1990-91	3	1-2	.333
4. Todd Blackledge	1986	1	0-1	.000
Dave Krieg	1992	1	0-1	.000
Steve Bono	1995	1	0-1	.000
Elvis Grbac	1997	1	0-1	.000

GAME-BY-GAME STARTING QUARTERBACKS

1960 (8-6)

Date	Result	Opp.	Chiefs QB	Opp. QB
9/10	L 20-21	@ LAC	Davidson	Kemp
9/16	W 34-16	@ OAK	Davidson	Flores
9/25	W 17-10	LAC	Davidson	Kemp
10/2	L 35-37	NYT	Davidson	Dorrow
10/9	L 19-20	OAK	Davidson	Flores
10/16	L 10-20	@ HOU	Davidson	Blanda
10/30	W 17-14	@ DEN	Davidson	Tripucka
11/6	W 45-28	@ BUF	Davidson	Green
11/13	W 34-7	DEN	Davidson	Tripucka
11/18	L 14-42	@ BOS	Davidson	Songin
11/24	L 35-41	@ NYT	Davidson	Dorrow
12/4	W 24-0	HOU	Davidson	Lee
12/11	W 34-0	BOS	Davidson	Songin
12/18	W 24-7	BUF	Davidson	Lucas
	Home	Road	Neutral	Overall
Davidson	5-2	3-4	0-0	8-6

1961 (6-8)

Date	Result	Opp.	Chiefs QB	Opp. QB
9/10	L 10-26	SD	Davidson	Kemp
9/24	W 42-35	@ OAK	Duncan	Flores
10/1	W 26-21	HOU	Davidson	Blanda
10/8	W 19-12	@ DEN	Davidson	Tripucka
10/15	L 24-27	@ BUF	Davidson	Reynolds
10/22	L 7-38	@ HOU	Davidson	Lee
10/29	L 17-18	BOS	Duncan	Parilli
11/3	L 21-28	@ BOS	Davidson	Songin
11/12	L 20-30	BUF	Davidson	Raab
11/19	L 14-24	@ SD	Davidson	Kemp
11/26	W 43-11	OAK	Davidson	Flores
12/3	L 7-28	@ NYT	Davidson	Dorrow
12/10	W 49-21	DEN	Davidson	Tripucka
12/17	W 35-24	NYT	Davidson	Dorrow
	Home	Road	Neutral	Overall
Davidson	4-2	1-5	0-0	5-7
Duncan	0-1	1-0	0-0	1-1

1962 (11-3)

Date	Result	Opp.	Chiefs QB	Opp. QB
9/8	W 42-28	BOS	Dawson	Parilli
9/23	W 26-16	@ OAK	Dawson	Davidson
9/30	W 41-21	BUF	Dawson	Dorrow
10/7	L 28-32	@ SD	Dawson	Wood
10/12	W 27-7	@ BOS	Dawson	Parilli
10/21	W 20-17	NYT	Dawson	Green
10/28	W 31-7	@ HOU	Dawson	Blanda
11/4	L 6-14	HOU	Dawson	Blanda
11/11	W 52-31	@ NYT	Dawson	Green
11/18	W 24-3	@ DEN	Dawson	Tripucka
11/25	W 35-7	OAK	Dawson	Davidson
12/2	L 14-23	@ BUF	Dawson	Kemp
12/9	W 17-10	DEN	Dawson	Tripucka
12/16	W 26-17	SD	Dawson	Hadl

AFL Championship Game

12/23	W 20-17**	@ HOU	Dawson	Blanda
	Home	Road	Neutral	Overall
Dawson	6-1	5-2 (1-0)	0-0	11-3 (1-0)

1963 (5-7-2)

Date	Result	Opp.	Chiefs QB	Opp. QB
9/7	W 59-7	@ DEN	Dawson	Tripucka
9/22	T 27-27	@ BUF	Dawson	Kemp
9/29	L 10-24	@ SD	Dawson	Rote
10/6	W 28-7	HOU	Dawson	Blanda
10/13	L 26-35	BUF	Dawson	Kemp
10/20	L 17-38	SD	Dawson	Rote
10/27	L 7-28	@ HOU	Dawson	Blanda
11/3	L 7-10	@ OAK	Dawson	Flores
11/8	L 7-22	OAK	Dawson	Flores
11/17	T 24-24	@ BOS	Wilson	Parilli

12/1	L 0-17	@ NYJ	Dawson	Wood
12/8	W 52-21	DEN	Dawson	Slaughter
12/14	W 35-3	BOS	Dawson	Parilli
12/22	W 48-0	NYJ	Dawson	Hall
	Home	Road	Neutral	Overall
Dawson	4-3	1-4-1	0-0	5-7-1
Wilson	0-0	0-0-1	0-0	0-0-1

1964 (7-7)

Date	Result	Opp.	Chiefs QB	Opp. QB
9/13	L 17-34	@ BUF	Dawson	Kemp
9/27	W 21-9	@ OAK	Dawson	Flores
10/4	W 28-7	HOU	Dawson	Blanda
10/11	L 27-33	@ DEN	Dawson	Lee
10/18	L 22-35	BUF	Dawson	Kemp
10/23	L 7-24	@ BOS	Dawson	Parilli
11/1	W 49-39	DEN	Dawson	Slaughter
11/8	W 42-7	OAK	Dawson	Davidson
11/15	L 14-28	SD	Dawson	Hadl
11/22	W 28-19	@ HOU	Dawson	Trull
11/29	L 14-27	@ NYJ	Dawson	Wood
12/6	L 24-31	BOS	Dawson	Parilli
12/13	W 49-6	@ SD	Dawson	Rote
12/20	W 24-7	NYJ	Dawson	Liske
	Home	Road	Neutral	Overall
Dawson	4-3	3-4	0-0	7-7

1965 (7-5-2)

Date	Result	Opp.	Chiefs QB	Opp. QB
9/12	L 10-37	@ OAK	Dawson	Flores
9/18	W 14-10	@ NYJ	Dawson	Taliaferro
9/26	T 10-10	@ SD	Dawson	Hadl
10/3	W 27-17	BOS	Dawson	Parilli
10/10	W 31-23	@ DEN	Beathard	Slaughter
10/17	L 7-23	BUF	Dawson	Kemp
10/24	L 36-38	@ HOU	Beathard	Trull
10/31	W 14-7	OAK	Dawson	Wood
11/7	L 10-13	NYJ	Dawson	Taliaferro
11/14	W 31-7	SD	Dawson	Hadl
11/21	T 10-10	@ BOS	Dawson	Parilli
11/28	W 52-21	HOU	Dawson	Blanda
12/12	L 25-34	@ BUF	Dawson	Kemp
12/19	W 45-35	DEN	Dawson	McCormick
	Home	Road	Neutral	Overall
Dawson	5-2	1-2-2	0-0	6-4-2
Beathard	0-0	1-1	0-0	1-1

1966 (11-2-1)

Date	Result	Opp.	Chiefs QB	Opp. QB
9/11	W 42-20	@ BUF	Dawson	Kemp
9/18	W 32-10	@ OAK	Dawson	Davidson
9/25	W 43-24	@ BOS	Dawson	Parilli
10/2	L 14-29	BUF	Dawson	Kemp
10/8	W 37-10	DEN	Dawson	McCormick
10/16	L 13-34	OAK	Dawson	Flores
10/23	W 56-10	@ DEN	Dawson	Choboian
10/30	W 48-23	HOU	Dawson	Blanda
11/6	W 24-14	SD	Dawson	Hadl
11/13	W 34-16	MIA	Dawson	Wilson
11/20	T 27-27	BOS	Dawson	Parilli
11/27	W 32-24	@ NYJ	Dawson	Namath
12/11	W 19-18	@ MIA	Dawson	Wood
12/18	W 27-17	@ SD	Dawson	Hadl

AFL Championship Game

1/1	W 31-7	@ BUF	Dawson	Kemp
-----	--------	-------	--------	------

Super Bowl I

1/15	L 10-35	GB	Dawson	Starr
	Home	Road	Neutral	Overall
Dawson	4-2-1	7-0 (1-0)	0-0 (0-1)	11-2-1 (1-1)

1967 (9-5)

Date	Result	Opp.	Chiefs QB	Opp. QB
9/9	W 25-20	@ HOU	Dawson	Lee
9/24	W 24-0	@ MIA	Dawson	Griese
10/1	L 21-23	@ OAK	Dawson	Lamonica
10/8	W 41-0	MIA	Dawson	Norton
10/15	L 31-45	@ SD	Dawson	Hadl
10/22	L 19-24	HOU	Dawson	Beathard
10/29	W 52-9	DEN	Dawson	Tensi
11/5	W 42-18	NYJ	Dawson	Namath
11/12	W 33-10	@ BOS	Dawson	Parilli
11/19	L 16-17	SD	Dawson	Hadl
11/23	L 22-44	OAK	Dawson	Lamonica
12/3	W 23-13	BUF	Dawson	Kemp
12/10	W 21-7	@ NYJ	Dawson	Namath
12/17	W 38-24	@ DEN	Dawson	Tensi
Dawson	4-3	Home Road	5-2	Neutral Overall
			0-0	9-5

1968 (12-2)

Date	Result	Opp.	Chiefs QB	Opp. QB
9/9	W 26-21	@ HOU	Dawson	Beathard
9/15	L 19-20	NYJ	Dawson	Namath
9/22	W 34-2	DEN	Dawson	LeClair
9/28	W 48-3	@ MIA	Dawson	Griese
10/5	W 18-7	@ BUF	Dawson	Darragh
10/13	W 13-3	CIN	Dawson	Stofa
10/20	W 24-10	OAK	Dawson	Lamonica
10/27	W 27-20	SD	Dawson	Hadl
11/3	L 21-38	@ OAK	Dawson	Lamonica
11/10	W 16-9	@ CIN	Dawson	Wyche
11/17	W 31-17	BOS	Dawson	Sherman
11/28	W 24-10	HOU	Dawson	Beathard
12/8	W 40-3	@ SD	Dawson	Hadl
12/14	W 30-7	@ DEN	Dawson	Briscoe
AFL Divisional Playoff Game				
12/22	L 6-41	@ OAK	Dawson	Lamonica
Dawson	6-1	Home Road	6-1 (0-1)	0-0
				12-2 (0-1)

1969 (11-3)

Date	Result	Opp.	Chiefs QB	Opp. QB
9/14	W 27-9	@ SD	Dawson	Hadl
9/21	W 31-0	@ BOS	Dawson	Taliaferro
9/28	L 19-24	@ CIN	Lee	Cook
10/5	W 26-13	@ DEN	Livingston	Tensi
10/12	W 24-0	HOU	Livingston	Beathard
10/19	W 17-10	MIA	Livingston	Griese
10/26	W 42-22	CIN	Livingston	Wyche
11/2	W 29-7	@ BUF	Livingston	Briscoe
11/9	W 27-3	SD	Dawson	Domres
11/16	W 34-16	@ NYJ	Dawson	Namath
11/23	L 24-27	OAK	Dawson	Lamonica
11/27	W 31-17	DEN	Dawson	Tensi
12/7	W 22-19	BUF	Livingston	Kemp
12/13	L 6-10	@ OAK	Dawson	Lamonica
AFL Divisional Playoff Game				
12/20	W 13-6	@ NYJ	Dawson	Namath

Date	Result	Opp.	Chiefs QB	Opp. QB
1/4	W 17-7	@ OAK	Dawson	Lamonica
Super Bowl IV				
1/11	W 23-7	MIN	Dawson	Kapp
Dawson	2-1	Home Road	3-1 (2-0)	0-0 (1-0)
Lee	0-0		0-1	0-0
Livingston	4-0		2-0	6-0

1970 (7-5-2)

Date	Result	Opp.	Chiefs QB	Opp. QB
9/20	L 10-27	@ MIN	Dawson	Cuozzo
9/28	W 44-24	@ BAL	Dawson	Units
10/4	L 13-26	@ DEN	Dawson	Liske
10/11	W 23-10	BOS	Livingston	Taliaferro
10/18	W 27-19	@ CIN	Dawson	Carter

10/25	L 16-27	DAL	Dawson	Morton
11/1	T 17-17	OAK	Dawson	Lamonica
11/8	W 24-9	HOU	Dawson	Johnson
11/15	W 31-14	@ PIT	Dawson	Hanratty
11/22	T 6-6	STL	Dawson	Hart
11/29	W 26-14	SD	Dawson	Hadl
12/6	W 16-0	DEN	Dawson	Pastrana
12/12	L 6-20	@ OAK	Dawson	Lamonica
12/20	L 13-31	@ SD	Dawson	Hadl
		Home Road	Neutral Overall	
Dawson	3-1-2		3-4	0-0
Livingston	1-0		0-0	0-0
				6-5-2
				1-0

1971 (10-3-1)

Date	Result	Opp.	Chiefs QB	Opp. QB
9/19	L 14-21	@ SD	Dawson	Hadl
9/26	W 20-16	@ HOU	Dawson	Johnson
10/3	W 16-3	@ DEN	Dawson	Horn
10/10	W 31-10	SD	Dawson	Hadl
10/18	W 38-16	PIT	Dawson	Bradshaw
10/24	W 27-20	WAS	Dawson	Kilmer
10/31	T 20-20	@ OAK	Dawson	Lamonica
11/7	L 10-13	@ NYJ	Dawson	Davis
11/14	W 13-7	CLE	Dawson	Phipps
11/21	W 28-10	DEN	Dawson	Ramsey
11/25	L 21-32	@ DET	Dawson	Landry
12/6	W 26-17	@ SF	Dawson	Brodie
12/12	W 16-14	OAK	Dawson	Lamocina
12/19	W 22-9	BUF	Livingston	Shaw

AFC Divisional Playoff Game				
Date	Result	Opp.	Chiefs QB	Opp. QB
12/25	L 24-27**	MIA	Dawson	Griese
		Home Road	Neutral Overall	
Dawson	6-0 (0-1)		3-3-1	0-0
Livingston	1-0		0-0	0-0
				9-3-1 (0-1)
				1-0

1972 (8-6)

Date	Result	Opp.	Chiefs QB	Opp. QB
9/17	L 10-20	MIA	Dawson	Griese
9/25	W 20-17	@ NO	Dawson	Manning
10/1	W 45-24	@ DEN	Dawson	Ramsey
10/8	W 31-7	@ CLE	Livingston	Phipps
10/15	L 16-23	CIN	Livingston	Anderson
10/22	L 20-21	PHI	Dawson	Liske
10/29	W 26-14	@ SD	Dawson	Hadl
11/5	W 27-14	OAK	Dawson	Lamonica
11/12	L 7-16	@ PIT	Dawson	Bradshaw
11/19	L 17-27	SD	Dawson	Hadl
11/26	L 3-26	@ OAK	Dawson	Lamonica
12/3	W 24-21	DEN	Dawson	Johnson
12/10	W 24-10	BAL	Dawson	Domres
12/17	W 17-14	@ ATL	Dawson	Berry
		Home Road	Neutral Overall	
Dawson	3-3		4-2	0-0
Livingston	0-1		1-0	0-0
				7-5
				1-1

1973 (7-5-2)

Date	Result	Opp.	Chiefs QB	Opp. QB
9/16	L 13-23	LAR	Livingston	Hadl
9/23	W 10-7	@ NE	Dawson	Plunkett
9/30	W 16-3	OAK	Dawson	Lamonica
10/7	W 16-14	DEN	Dawson	Johnson
10/14	T 10-10	@ GB	Dawson	Hunter
10/21	L 6-14	@ CIN	Dawson	Anderson
10/29	L 14-23	@ BUF	Dawson	Ferguson
11/4	W 19-0	@ SD	Livingston	Fouts
11/12	W 19-7	CHI	Livingston	Douglass
11/18	W 38-14	HOU	Livingston	Dickey
11/25	L 10-14	@ DEN	Livingston	Johnson
12/2	T 20-20	CLE	Livingston	Pitts
12/8	L 7-37	@ OAK	Livingston	Stabler
12/16	W 33-6	SD	Livingston	Fouts
		Home Road	Neutral Overall	
Dawson	2-0		1-2-1	0-0
Livingston	3-1-1		1-2	0-0
				3-2-1
				4-3-1

1974 (5-9)

Date	Result	Opp.	Chiefs QB	Opp. QB
9/15	W 24-16	NYJ	Dawson	Namath
9/22	L 7-27	@ OAK	Dawson	Stabler
9/29	W 17-7	@ HOU	Livingston	Dickey
10/6	L 14-17	DEN	Livingston	Johnson
10/13	L 24-34	PIT	Livingston	Gilliam
10/20	L 3-9	@ MIA	Livingston	Griese
10/27	W 24-14	@ SD	Livingston	Fouts
11/3	L 27-33	NYG	Livingston	Morton
11/10	L 7-14	SD	Dawson	Fouts
11/18	W 42-34	@ DEN	Dawson	Johnson
11/24	L 6-33	@ CIN	Dawson	Anderson
12/1	W 17-13	@ STL	Dawson	Hart
12/8	L 6-7	OAK	Dawson	Lawrence
12/14	L 15-35	MIN	Dawson	Tarkenton
	Home	Road	Neutral	Overall
Dawson	1-3	2-2	0-0	3-5
Livingston	0-3	2-1	0-0	2-4

1975 (5-9)

Date	Result	Opp.	Chiefs QB	Opp. QB
9/21	L 33-37	@ DEN	Livingston	Johnson
9/28	L 24-30	NYJ	Dawson	Namath
10/5	L 3-20	SF	Dawson	Snead
10/12	W 42-10	OAK	Livingston	Stabler
10/19	W 12-10	@ SD	Livingston	Fouts
10/26	W 26-13	DEN	Livingston	Johnson
11/2	L 13-17	HOU	Livingston	Pastorini
11/10	W 34-31	@ DAL	Livingston	Staubach
11/16	L 3-28	@ PIT	Livingston	Bradshaw
11/23	W 24-21*	DET	Dawson	Reed
11/30	L 14-28	@ BAL	Dawson	Jones
12/7	L 20-28	SD	Dawson	Fouts
12/14	L 14-20	@ CLE	Adams	Phipps
12/21	L 20-28	@ OAK	Adams	Stabler
	Home	Road	Neutral	Overall
Livingston	2-1	2-2	0-0	4-3
Dawson	1-3	0-1	0-0	1-4
Adams	0-0	0-2	0-0	0-2

1976 (5-9)

Date	Result	Opp.	Chiefs QB	Opp. QB
9/12	L 16-30	SD	Livingston	Fouts
9/20	L 21-24	OAK	Livingston	Stabler
9/26	L 17-27	NO	Livingston	Scott
10/3	L 17-50	@ BUF	Livingston	Ferguson
10/10	W 33-30	@ WAS	Livingston	Theismann
10/17	W 20-17*	@ MIA	Livingston	Griese
10/24	L 26-35	DEN	Livingston	Ramsey
10/31	W 28-19	@ TB	Livingston	Spurrier
11/7	L 0-45	PIT	Livingston	Bradshaw
11/14	L 10-21	@ OAK	Livingston	Stabler
11/21	L 24-27	CIN	Livingston	Anderson
11/28	W 23-20	@ SD	Livingston	Fouts
12/5	L 16-17	@ DEN	Livingston	Penrose
12/12	W 39-14	CLE	Livingston	Sipe
	Home	Road	Neutral	Overall
Livingston	1-6	4-3	0-0	5-9

1977 (2-12)

Date	Result	Opp.	Chiefs QB	Opp. QB
9/18	L 17-21	@ NE	Livingston	Grogan
9/25	L 7-23	SD	Livingston	Harris
10/3	L 28-37	OAK	Livingston	Stabler
10/9	L 7-23	@ DEN	Livingston	Morton
10/16	L 6-17	BAL	Livingston	Jones
10/23	W 21-16	@ SD	Adams	Harris
10/30	L 7-44	@ CLE	Adams	Sipe
11/6	W 20-10	GB	Livingston	Dickey
11/13	L 27-28	@ CHI	Livingston	Avellini
11/20	L 7-14	DEN	Livingston	Morton
11/27	L 20-34	@ HOU	Livingston	Pastorini

12/4	L 7-27	CIN	Livingston	Anderson
12/11	L 31-34	SEA	Livingston	Zorn
12/18	L 20-21	@ OAK	Adams	Rae
	Home	Road	Neutral	Overall
Livingston	1-6	0-4	0-0	1-10
Adams	0-0	1-2	0-0	1-2

1978 (4-12)

Date	Result	Opp.	Chiefs QB	Opp. QB
9/3	W 24-23	@ CIN	Livingston	Reaves
9/10	L 17-20	HOU	Livingston	Pastorini
9/17	L 10-26	@ NYG	Livingston	Pisarcik
9/24	L 17-23*	DEN	Livingston	Morton
10/1	L 13-28	@ BUF	Livingston	Ferguson
10/8	L 13-30	TB	Adams	Williams
10/15	L 6-28	@ OAK	Adams	Stabler
10/22	W 17-3	CLE	Livingston	Sipe
10/29	L 24-27	@ PIT	Livingston	Bradshaw
11/5	L 10-20	OAK	Livingston	Stabler
11/12	L 23-29*	@ SD	Livingston	Fouts
11/19	L 10-13	SEA	Livingston	Zorn
11/26	W 23-0	SD	Livingston	Harris
12/3	W 14-10	BUF	Livingston	Ferguson
12/10	L 3-24	@ DEN	Livingston	Morton
12/17	L 19-23	@ SEA	Livingston	Zorn
	Home	Road	Neutral	Overall
Livingston	3-4	1-6	0-0	4-10
Adams	0-1	0-1	0-0	0-2

1979 (7-9)

Date	Result	Opp.	Chiefs QB	Opp. QB
9/2	W 14-0	BAL	Livingston	Jones
9/9	L 24-27	CLE	Livingston	Sipe
9/16	L 6-20	@ HOU	Fuller	Nielsen
9/23	W 35-7	OAK	Fuller	Stabler
9/30	W 24-6	@ SEA	Fuller	Zorn
10/7	W 10-7	@ CIN	Fuller	Anderson
10/14	L 10-24	DEN	Fuller	Morton
10/21	L 17-21	NYG	Livingston	Simms
10/28	L 3-20	@ DEN	Livingston	Morton
11/4	L 14-20	SD	Fuller	Fouts
11/11	L 3-30	PIT	Fuller	Bradshaw
11/18	W 24-21	@ OAK	Fuller	Stabler
11/25	L 7-28	@ SD	Fuller	Fouts
12/2	W 37-21	SEA	Fuller	Zorn
12/9	W 10-7	@ BAL	Fuller	Landry
12/16	L 0-3	@ TB	Fuller	Williams
	Home	Road	Neutral	Overall
Livingston	1-2	0-1	0-0	1-3
Fuller	2-3	4-3	0-0	6-6

1980 (8-8)

Date	Result	Opp.	Chiefs QB	Opp. QB
9/7	L 14-27	OAK	Fuller	Pastorini
9/14	L 16-17	SEA	Fuller	Zorn
9/21	L 13-20	@ CLE	Fuller	Sipe
9/28	L 7-24	SD	Fuller	Fouts
10/5	W 31-17	@ OAK	Fuller	Pastorini
10/12	W 21-20	HOU	Fuller	Stabler
10/19	W 23-17	@ DEN	Fuller	Morton
10/26	W 20-17	DET	Fuller	Danielson
11/2	L 24-31	BAL	Fuller	Jones
11/9	W 31-30	@ SEA	Fuller	Zorn
11/16	L 7-20	@ SD	Fuller	Fouts
11/23	W 21-13	@ STL	Fuller	Hart
11/30	L 6-20	CIN	Fuller	Anderson
12/7	W 31-14	DEN	Kenney	Morton
12/14	L 16-21	@ PIT	Kenney	Bradshaw
12/21	W 38-28	@ BAL	Kenney	Jones
	Home	Road	Neutral	Overall
Fuller	2-5	4-2	0-0	6-7
Kenney	1-0	1-1	0-0	2-1

1981 (9-7)

Date	Result	Opp.	Chiefs QB	Opp. QB
9/6	W 37-33	@ PIT	Kenney	Bradshaw
9/13	W 19-10	TB	Kenney	Williams
9/20	L 31-42	SD	Kenney	Fouts
9/27	W 20-14	@ SEA	Kenney	Zorn
10/4	L 17-33	@ NE	Kenney	Cavanaugh
10/11	W 27-0	OAK	Kenney	Plunkett
10/18	W 28-14	DEN	Kenney	Morton
10/25	W 28-17	@ OAK	Kenney	Wilson
11/1	L 20-22	@ SD	Kenney	Fouts
11/8	L 13-16*	CHI	Kenney	Evans
11/15	W 23-10	HOU	Kenney	Reaves
11/22	W 40-13	SEA	Kenney	Zorn
11/26	L 10-27	@ DET	Kenney	Hipple
12/6	L 13-6	@ DEN	Fuller	Morton
12/13	L 7-17	MIA	Fuller	Woodley
12/20	W 10-6	@ MIN	Fuller	Kramer
	Home	Road	Neutral	Overall
Kenney	5-2	3-3	0-0	8-5
Fuller	0-1	1-1	0-0	1-2

1982 (3-6)

Date	Result	Opp.	Chiefs QB	Opp. QB
9/12	L 9-14	@ BUF	Kenney	Ferguson
9/19	W 19-12	SD	Kenney	Fouts
11/21	L 17-27	@ NO	Kenney	Stabler
11/28	L 14-20	@ LAR	Fuller	Jones
12/5	L 14-35	@ PIT	Fuller	Bradshaw
12/12	L 16-21	OAK	Fuller	Plunkett
12/19	W 37-16	@ DEN	Kenney	DeBerg
12/26	L 13-26	SF	Kenney	Montana
1/2	W 37-13	NYJ	Kenney	Todd
	Home	Road	Neutral	Overall
Kenney	2-1	1-2	0-0	3-3
Fuller	0-1	0-2	0-0	0-3

1983 (6-10)

Date	Result	Opp.	Chiefs QB	Opp. QB
9/4	W 17-13	SEA	Kenney	Zorn
9/12	L 14-17	SD	Kenney	Fouts
9/18	L 12-27	@ WAS	Kenney	Theismann
9/25	L 6-14	@ MIA	Kenney	Woodley
10/2	W 38-14	STL	Kenney	Hart
10/9	L 20-21	@ RAI	Kenney	Plunkett
10/16	W 38-17	NYG	Kenney	Brunner
10/23	W 13-10*	@ HOU	Kenney	Nielsen
10/30	L 24-27	@ DEN	Kenney	DeBerg
11/6	L 20-28	RAI	Kenney	Wilson
11/13	W 20-15	CIN	Kenney	Anderson
11/20	L 21-41	@ DAL	Kenney	White
11/27	L 48-51*	@ SEA	Kenney	Krieg
12/4	L 9-14	BUF	Kenney	Ferguson
12/11	L 38-41	@ SD	Kenney	Fouts
12/18	W 48-17	DEN	Kenney	Elway
	Home	Road	Neutral	Overall
Kenney	5-3	1-7	0-0	6-10

1984 (8-8)

Date	Result	Opp.	Chiefs QB	Opp. QB
9/2	W 37-27	@ PIT	Blackledge	Woodley
9/9	W 27-22	@ CIN	Blackledge	Anderson
9/16	L 20-22	RAI	Blackledge	Plunkett
9/23	L 0-21	@ DEN	Blackledge	Elway
9/30	W 10-6	CLE	Blackledge	McDonald
10/7	L 16-17	NYJ	Blackledge	Ryan
10/14	W 31-13	SD	Blackledge	Fouts
10/21	L 7-28	@ NYJ	Kenney	Ryan
10/28	W 24-20	TB	Kenney	DeBerg
11/4	L 0-45	@ SEA	Kenney	Krieg
11/11	L 16-17	HOU	Blackledge	Moon
11/18	L 7-17	@ RAI	Kenney	Wilson
11/25	L 27-28	@ NYG	Kenney	Simmms
12/2	W 16-13	DEN	Kenney	Elway

12/9	W 34-7	SEA	Kenney	Krieg
12/16	W 42-21	@ SD	Kenney	Luther
	Home	Road	Neutral	Overall
Kenney	3-0	1-4	0-0	4-4
Blackledge	2-3	2-1	0-0	4-4

1985 (6-10)

Date	Result	Opp.	Chiefs QB	Opp. QB
9/8	W 47-27	@ NO	Kenney	Wilson
9/12	W 36-20	RAI	Kenney	Plunkett
9/22	L 0-31	@ MIA	Kenney	Marino
9/29	W 28-7	SEA	Kenney	Krieg
10/6	L 10-19	@ RAI	Kenney	Wilson
10/13	L 20-31	@ SD	Kenney	Herrmann
10/20	L 0-16	RAMS	Blackledge	Brock
10/27	L 10-30	DEN	Kenney	Elway
11/3	L 20-23	@ HOU	Kenney	Moon
11/10	L 28-36	PIT	Kenney	Woodley
11/17	L 3-31	@ SF	Kenney	Montana
11/24	W 20-7	IND	Blackledge	Kofler
12/1	L 6-24	@ SEA	Blackledge	Krieg
12/8	W 38-10	ATL	Blackledge	Archer
12/14	L 13-14	@ DEN	Blackledge	Elway
12/22	W 38-34	SD	Blackledge	Herrmann
	Home	Road	Neutral	Overall
Kenney	2-2	1-5	0-0	3-7
Blackledge	3-1	0-2	0-0	3-3

1986 (10-6)

Date	Result	Opp.	Chiefs QB	Opp. QB
9/7	W 24-14	CIN	Blackledge	Esiason
9/14	L 17-23	@ SEA	Blackledge	Krieg
9/21	W 27-13	HOU	Blackledge	Moon
9/28	W 20-17	@ BUF	Blackledge	Kelly
10/5	L 17-24	RAI	Blackledge	Wilson
10/12	L 7-20	@ CLE	Blackledge	Kosar
10/19	W 42-41	SD	Blackledge	Fouts
10/26	W 27-20	TB	Kenney	Young
11/2	W 24-23	@ SD	Kenney	Flick
11/9	W 27-7	SEA	Kenney	Gilbert
11/16	L 17-38	@ DEN	Kenney	Elway
11/23	L 14-23	@ STL	Kenney	Lomax
11/30	L 14-17	BUF	Kenney	Kelly
12/7	W 37-10	DEN	Blackledge	Elway
12/14	W 20-17	@ RAI	Kenney	Plunkett
12/21	W 24-19	@ PIT	Kenney	Malone

AFC Wild Card Playoff Game

12/28	L 15-35	@ NYJ	Blackledge	Ryan
	Home	Road	Neutral	Overall
Blackledge	4-1	1-2 (0-1)	0-0	5-3 (0-1)
Kenney	2-1	3-2	0-0	5-3

1987 (4-11)

Date	Result	Opp.	Chiefs QB	Opp. QB
9/13	W 20-13	SD	Blackledge	Fouts
9/20	L 14-43	@ SEA	Blackledge	Krieg
10/4	L 17-35#	@ RAI	Stevens	Evans
10/11	L 0-42#	@ MIA	Stevens	Mackey
10/18	L 17-26#	DEN	Hudson	Karcher
10/25	L 21-42	@ SD	Kenney	Fouts
11/1	L 28-31	@ CHI	Kenney	McMahon
11/8	L 16-17	PIT	Kenney	Malone
11/15	L 9-16	NYJ	Seurer	O'Brien
11/22	L 3-23	GB	Seurer	Majkowski
11/26	W 27-20	@ DET	Kenney	Long
12/6	L 27-30*	@ CIN	Kenney	Esiason
12/13	W 16-10	RAI	Kenney	Wilson
12/19	L 17-20	@ DEN	Kenney	Elway
12/27	W 41-20	SEA	Kenney	Krieg
	Home	Road	Neutral	Overall
Kenney	2-1	1-4	0-0	3-5
Blackledge	1-0	0-1	0-0	1-1
Seurer	0-2	0-0	0-0	0-2
Stevens	0-0	0-2	0-0	0-2#
Hudson	0-1	0-1	0-0	0-1#

1988 (4-11-1)

Date	Result	Opp.	Chiefs QB	Opp. QB
9/4	L 3-6	CLE	Kenney	Kosar
9/11	L 10-31	@ SEA	Kenney	Krieg
9/18	W 20-13	DEN	DeBerg	Elway
9/25	L 23-24	SD	DeBerg	Laufenberg
10/2	T 17-17*	@ NYJ	DeBerg	O'Brien
10/9	L 6-7	@ HOU	DeBerg	Carlson
10/16	L 17-27	RAI	DeBerg	Schroeder
10/23	L 6-7	DET	Kenney	Hilger
10/30	L 10-17	@ RAI	Kenney	Beuerlein
11/6	L 11-17	@ DEN	Kenney	Elway
11/13	W 31-28	CIN	DeBerg	Esiason
11/20	W 27-24	SEA	DeBerg	Krieg
11/27	L 10-16	@ PIT	DeBerg	Brister
12/4	W 38-34	NYJ	DeBerg	Ryan
12/11	L 12-28	@ NYG	DeBerg	Simms
12/18	L 13-24	@ SD	DeBerg	Malone
	Home	Road	Neutral	Overall
DeBerg	4-2	0-4-1	0-0	4-6-1
Kenney	0-2	0-3	0-0	0-5

9/16	L 7-17	@ HOU	DeBerg	Moon
9/22	W 20-12	SEA	DeBerg	Kemp
9/29	W 14-13	@ SD	DeBerg	Friesz
10/7	W 33-6	BUF	DeBerg	Kelly
10/13	W 42-7	MIA	DeBerg	Marino
10/20	L 16-19	@ DEN	DeBerg	Elway
10/28	W 24-21	RAI	DeBerg	Schroeder
11/10	W 27-20	@ RAMS	DeBerg	Everett
11/17	L 20-24	DEN	DeBerg	Elway
11/24	L 15-20	@ CLE	DeBerg	Kosar
12/1	W 19-6	@ SEA	DeBerg	Krieg
12/8	W 20-17*	SD	DeBerg	Friesz
12/14	L 14-28	@ SF	Vlasic	Bono
12/22	W 27-21	@ RAI	DeBerg	Marinovich

AFC First Round Playoff Game

12/28	W 10-6	RAI	DeBerg	Marinovich
-------	--------	-----	--------	------------

AFC Divisional Playoff Game

1/5	L 14-37	@ BUF	DeBerg	Kelly
-----	---------	-------	--------	-------

	Home	Road	Neutral	Overall
DeBerg	6-2 (1-0)	4-3 (0-1)	0-0	10-5 (1-1)
Vlasic	0-0	0-1	0-0	0-1

1989 (8-7-1)

Date	Result	Opp.	Chiefs QB	Opp. QB
9/10	L 20-34	@ DEN	DeBerg	Elway
9/17	W 24-19	RAI	DeBerg	Schroeder
9/24	L 6-21	@ SD	DeBerg	McMahon
10/1	L 17-21	CIN	Jaworski	Schonert
10/8	W 20-16	@ SEA	Jaworski	Krieg
10/15	L 14-20	@ RAI	Jaworski	Schroeder
10/22	W 36-28	DAL	DeBerg	Walsh
10/29	L 17-23	@ PIT	DeBerg	Brister
11/5	W 20-10	SEA	Pelluer	Krieg
11/12	L 13-16	DEN	Pelluer	Elway
11/19	T 10-10*	@ CLE	Pelluer	Kosar
11/26	W 34-0	HOU	DeBerg	Moon
12/3	W 26-21	MIA	DeBerg	Marino
12/10	W 21-3	@ GB	DeBerg	Majkowski
12/17	L 13-20	SD	DeBerg	Tolliver
12/24	W 27-24	@ MIA	DeBerg	Marino
	Home	Road	Neutral	Overall
DeBerg	4-1	2-3	0-0	6-4
Jaworski	0-1	1-1	0-0	1-2
Pelluer	1-1	0-0-1	0-0	1-1-1

Date	Result	Opp.	Chiefs QB	Opp. QB
9/6	W 24-10	@ SD	Krieg	Gagliano
9/13	W 26-7	SEA	Krieg	Stouffer
9/20	L 20-23*	@ HOU	Krieg	Moon
9/28	W 27-7	RAI	Krieg	Marinovich
10/4	L 19-20	@ DEN	Krieg	Elway
10/11	W 24-17	PHI	Krieg	Cunningham
10/18	L 10-17	@ DAL	Krieg	Aikman
10/25	L 3-27	PIT	Krieg	O'Donnell
11/8	W 16-14	SD	Krieg	Humphries
11/15	W 35-16	WAS	Krieg	Rypien
11/22	W 24-14	@ SEA	Krieg	Stouffer
11/29	W 23-7	@ NYJ	Krieg	O'Brien
12/6	L 7-28	@ RAI	Krieg	Schroeder
12/13	W 27-20	NE	Krieg	Zolak
12/19	L 21-35	@ NYG	Krieg	Hostetler
12/27	W 42-20	DEN	Krieg	Elway

AFC First Round Playoff Game

1/2	L 0-17	@ SD	Krieg	Humphries
-----	--------	------	-------	-----------

	Home	Road	Neutral	Overall
Krieg	7-1	3-5 (0-1)	0-0	10-6 (0-1)

1993 (11-5)

Date	Result	Opp.	Chiefs QB	Opp. QB
9/9	W 24-21	MIN	DeBerg	Wilson
9/17	L 23-24	@ DEN	DeBerg	Elway
9/23	W 17-3	@ GB	DeBerg	Majkowski
9/30	W 34-0	CLE	DeBerg	Kosar
10/7	L 19-23	@ IND	DeBerg	Trudeau
10/14	W 43-24	DET	DeBerg	Gagliano
10/21	L 7-19	@ SEA	DeBerg	Krieg
11/4	W 9-7	RAI	DeBerg	Schroeder
11/11	L 16-17	SEA	DeBerg	Krieg
11/18	W 27-10	SD	DeBerg	Tolliver
11/25	W 27-24	@ RAI	DeBerg	Schroeder
12/2	W 37-7	@ NE	DeBerg	Hodson
12/9	W 31-20	DEN	DeBerg	Elway
12/16	L 10-27	HOU	DeBerg	Moon
12/23	W 24-21	@ SD	DeBerg	Tolliver
12/29	W 21-10	@ CHI	DeBerg	Tomczak

AFC First Round Playoff Game

1/5	L 16-17	@ MIA	DeBerg	Marino
-----	---------	-------	--------	--------

	Home	Road	Neutral	Overall
DeBerg	6-2	5-3 (0-1)	0-0	11-5 (0-1)

1991 (10-6)

Date	Result	Opp.	Chiefs QB	Opp. QB
9/1	W 14-3	ATL	DeBerg	Miller
9/8	L 10-17	NO	DeBerg	Hebert

Date	Result	Opp.	Chiefs QB	Opp. QB
9/5	W 27-3	@ TB	Montana	DeBerg
9/12	L 0-30	@ HOU	Krieg	Moon
9/20	W 15-7	DEN	Montana	Elway
10/3	W 24-9	RAI	Montana	Evans
10/10	W 17-15	CIN	Krieg	Klinger
10/17	W 17-14	@ SD	Montana	Friesz
10/31	L 10-30	@ MIA	Montana	Mitchell
11/8	W 23-16	GB	Krieg	Farve
11/14	W 31-20	@ RAI	Krieg	Hostetler
11/21	L 17-19	CHI	Krieg	Harbaugh
11/28	W 23-7	BUF	Montana	Kelly
12/5	W 31-16	@ SEA	Montana	Mirer
12/12	L 21-27	@ DEN	Montana	Elway
12/19	W 28-24	SD	Montana	Humphries
12/26	L 10-30	@ MIN	Montana	McMahon
1/2	W 34-24	SEA	Montana	Mirer

AFC First Round Playoff Game

1/8	W 27-24*	PIT	Montana	O'Donnell
-----	----------	-----	---------	-----------

AFC Divisional Playoff Game

1/16	W 28-20	@ HOU	Montana	Moon
------	---------	-------	---------	------

AFC Championship Game

1/23	L 13-30	@ BUF	Montana	Kelly
------	---------	-------	---------	-------

	Home	Road	Neutral	Overall
Montana	5-0 (1-0)	3-3 (1-1)	0-0	8-3 (2-1)
Krieg	2-1	1-1	0-0	3-2

1994 (9-7)

Date	Result	Opp.	Chiefs QB	Opp. QB
9/4	W 30-17	@ NO	Montana	Everett
9/11	W 24-17	SF	Montana	Young
9/18	W 30-10	@ ATL	Montana	George
9/25	L 0-16	RAMS	Montana	Chandler
10/9	L 6-20	@ SD	Montana	Humphries
10/17	W 31-28	@ DEN	Montana	Elway
10/23	W 38-23	SEA	Montana	Mirer
10/30	L 10-44	@ BUF	Montana	Kelly
11/6	W 13-3	RAI	Montana	Hostetter
11/13	L 13-14	SD	Montana	Humphries
11/20	W 20-13	CLE	Montana	Rypien
11/27	L 9-10	@ SEA	Montana	Mirer
12/4	L 17-20*	DEN	Bono	Elway
12/12	L 28-45	@ MIA	Bono	Marino
12/18	W 31-9	HOU	Montana	Tolliver
12/4	W 19-9	@ RAI	Montana	Hostetter

AFC First Round Playoff Game

Date	Result	Opp.	Chiefs QB	Opp. QB
12/31	L 17-27	@ MIA	Montana	Marino
	Home	Road	Neutral	Overall
Montana	5-2	4-3 (0-1)	0-0	9-5 (0-1)
Bono	0-1	0-1	0-0	0-2

1997 (13-3)

Date	Result	Opp.	Chiefs QB	Opp. QB
8/31	L 3-19	@ DEN	Grbac	Elway
9/8	W 28-27	@ OAK	Grbac	George
9/14	W 22-16	BUF	Grbac	Collins
9/21	W 35-14	@ CAR	Grbac	Collins
9/28	W 20-17*	SEA	Grbac	Moon
10/5	L 14-17	@ MIA	Grbac	Marino
10/16	W 31-3	SD	Grbac	Humphries
10/26	W 28-20	@ STL	Grbac	Banks
11/3	W 13-10	PIT	Grbac	Stewart
11/9	L 10-24	@ JAX	Gannon	Brunell
11/16	W 24-22	DEN	Gannon	Elway
11/23	W 19-14	@ SEA	Gannon	Moon
11/30	W 44-9	SF	Gannon	Young
12/7	W 30-0	OAK	Gannon	George
12/14	W 29-7	@ SD	Gannon	Whelihan
12/21	W 25-13	NO	Grbac	Hobert

AFC Divisional Playoff Game

Date	Result	Opp.	Chiefs QB	Opp. QB
1/4	L 10-14	DEN	Grbac	Elway
	Home	Road	Neutral	Overall
Grbac	5-0 (0-1)	3-2	0-0	8-2
Gannon	3-0	2-1	0-0	5-1

1995 (13-3)

Date	Result	Opp.	Chiefs QB	Opp. QB
9/3	W 34-10	@ SEA	Bono	Mirer
9/10	W 20-17*	NYG	Bono	Brown
9/17	W 23-17*	OAK	Bono	Hostetter
9/24	L 17-35	@ CLE	Bono	Testaverde
10/1	W 24-3	@ ARZ	Bono	Krieg
10/9	W 29-23*	SD	Bono	Humphries
10/15	W 31-26	NE	Bono	Bledsoe
10/22	W 21-7	@ DEN	Bono	Elway
11/5	W 24-3	WAS	Bono	Ferrotte
11/12	W 22-7	@ SD	Bono	Humphries
11/19	W 20-13	HOU	Bono	Chandler
11/23	L 12-24	@ DAL	Bono	Aikman
12/3	W 29-23	@ OAK	Bono	Evans
12/11	L 6-13	@ MIA	Bono	Marino
12/17	W 20-17	DEN	Bono	Elway
12/24	W 26-3	SEA	Bono	Friesz

AFC Divisional Playoff Game

Date	Result	Opp.	Chiefs QB	Opp. QB
1/7	L 7-10	IND	Bono	Harbaugh
	Home	Road	Neutral	Overall
Bono	8-0 (0-1)	5-3	0-0	13-3

1998 (7-9)

Date	Result	Opp.	Chiefs QB	Opp. QB
9/6	W 28-8	OAK	Grbac	George
9/13	L 16-21	@ JAX	Gannon	Brunell
9/20	W 23-7	SD	Gannon	Leaf
9/27	W 24-21	@ PHI	Gannon	Peete
10/4	W 17-6	SEA	Gannon	Moon
10/11	L 10-40	@ NE	Grbac	Bledsoe
10/26	L 13-20	PIT	Grbac	Stewart
11/1	L 17-20	NYJ	Grbac	Testaverde
11/8	L 12-24	@ SEA	Grbac	Moon
11/16	L 7-30	DEN	Gannon	Briser
11/22	L 37-38	@ SD	Gannon	Whelihan
11/29	W 34-24	ARZ	Gannon	Plummer
12/6	L 31-35	@ DEN	Gannon	Elway
12/13	W 20-17	DAL	Gannon	Aikman
12/20	L 7-28	@ NYG	Gannon	Graham
12/26	W 31-24	@ OAK	Grbac	Wilson

Date	Result	Opp.	Chiefs QB	Opp. QB
	Home	Road	Neutral	Overall
Grbac	1-2	1-2	0-0	2-4
Gannon	4-1	1-4	0-0	5-5

1996 (9-7)

Date	Result	Opp.	Chiefs QB	Opp. QB
9/1	W 20-19	@ HOU	Bono	Chandler
9/8	W 19-3	OAK	Bono	Hobert
9/15	W 35-17	@ SEA	Bono	Mirer
9/22	W 17-14	DEN	Bono	Elway
9/29	L 19-22	@ SD	Bono	Humphries
10/7	L 7-17	PIT	Bono	Tomczak
10/17	W 34-16	SEA	Bono	Friesz
10/27	L 7-34	@ DEN	Bono	Elway
11/3	W 21-8	@ MIN	Bono	Johnson
11/10	W 27-20	GB	Bono	Favre
11/17	W 14-10	CHI	Bono	Krieg
11/24	L 14-28	SD	Bono	Humphries
11/28	W 28-24	@ DET	Gannon	Mitchell
12/9	L 7-26	@ OAK	Gannon	Hostetter
12/15	L 19-24	IND	Gannon	Harbaugh
12/22	L 9-20	@ BUF	Bono	Kelly

Date	Result	Opp.	Chiefs QB	Opp. QB
	Home	Road	Neutral	Overall
Bono	5-2	3-3	0-0	8-5
Gannon	0-1	1-1	0-0	1-2

1999 (9-7)

Date	Result	Opp.	Chiefs QB	Opp. QB
9/12	L 17-20	@ CHI	Grbac	Matthews
9/19	W 26-10	DEN	Grbac	Griese
9/26	W 31-21	DET	Grbac	Batch
10/3	L 14-21	@ SD	Grbac	Harbaugh
10/10	W 16-14	NE	Grbac	Bledsoe
10/21	W 35-8	@ BAL	Grbac	Case
10/31	W 34-0	SD	Grbac	Kramer
11/7	L 17-25	@ IND	Grbac	Manning
11/14	L 10-17	@ TB	Grbac	Dilfer
11/21	L 19-30	SEA	Grbac	Kitna
11/28	W 37-34	@ OAK	Grbac	Gannon
12/5	W 16-10	@ DEN	Grbac	Griese
12/12	W 31-28	MIN	Grbac	George
12/18	W 35-19	PIT	Grbac	Tomczak
12/26	L 14-23	@ SEA	Grbac	Kitna
1/2	L 38-41*	OAK	Grbac	Gannon

Date	Result	Opp.	Chiefs QB	Opp. QB
	Home	Road	Neutral	Overall
Grbac	6-2	3-5	0-0	9-7

HISTORY

2000 (7-9)

Date	Result	Opp.	Chiefs QB	Opp. QB
9/3	L 14-27	IND	Grbac	Manning
9/10	L 14-17*	@ TEN	Grbac	McNair
9/17	W 42-10	SD	Grbac	Moreno
9/24	W 23-22	@ DEN	Grbac	Ferrotte
10/2	W 24-17	SEA	Grbac	Kitna
10/15	L 17-20	OAK	Grbac	Gannon
10/22	W 54-34	STL	Grbac	Warner
10/29	W 24-19	@ SEA	Grbac	Kitna
11/5	L 31-49	@ OAK	Grbac	Gannon
11/12	L 7-21	@ SF	Grbac	Garcia
11/19	L 17-21	BUF	Grbac	Johnson
11/26	L 16-17	@ SD	Moon	Leaf
12/4	L 24-30	@ NE	Grbac	Bledsoe
12/10	W 15-14	CAR	Grbac	Beuerlein
12/17	W 20-7	DEN	Grbac	Ferrotte
12/24	L 13-29	@ ATL	Grbac	Chandler
	Home	Road	Neutral	Overall
Grbac	5-3	2-5	0-0	7-8
Moon	0-0	0-1	0-0	0-1

11/29	L 10-23	PHI	Green	McNabb
12/9	L 26-28	@ OAK	Green	Gannon
12/16	W 26-23*	DEN	Green	Ferrotte
12/23	W 20-17	SD	Green	Flutie
12/30	W 30-26	@ JAX	Green	Brunell
1/6	L 18-21	@ SEA	Green	Dilfer
	Home	Road	Neutral	Overall
Green	3-5	3-5	0-0	6-10

2002 (8-8)

Date	Result	Opp.	Chiefs QB	Opp. QB
9/8	W 40-39	@ CLE	Green	Holcomb
9/15	L 16-23	JAX	Green	Brunell
9/22	L 38-41*	@ NE	Green	Brady
9/29	W 48-30	MIA	Green	Fiedler
10/6	W 29-25	@ NYJ	Green	Pennington
10/13	L 34-35	@ SD	Green	Brees
10/20	L 34-37*	DEN	Green	Griese
10/27	W 20-10	OAK	Green	Gannon
11/10	L 13-17	@ SF	Green	Garcia
11/17	W 17-16	BUF	Green	Bledsoe
11/24	L 32-39	@ SEA	Green	Hasselbeck
12/1	W 49-0	ARZ	Green	Plummer
12/8	W 49-10	STL	Green	Martin
12/15	L 24-31	@ DEN	Green	Griese
12/22	W 24-22	SD	Green	Brees
12/28	L 0-24	@ OAK	Green	Gannon
	Home	Road	Neutral	Overall
Green	6-2	2-6	0-0	8-8

2001 (6-10)

Date	Result	Opp.	Chiefs QB	Opp. QB
9/9	L 24-27	OAK	Green	Gannon
9/23	L 3-13	NYG	Green	Collins
9/30	W 45-13	@ WAS	Green	Banks
10/7	L 6-20	@ DEN	Green	Griese
10/14	L 17-20	PIT	Green	Stewart
10/21	L 16-24	@ ARZ	Green	Plummer
10/25	L 28-35	IND	Green	Manning
11/4	W 25-20	@ SD	Green	Flutie
11/11	L 7-27	@ NYJ	Green	Testaverde
11/25	W 19-7	SEA	Green	Hasselbeck

KEY

- * Overtime
- ** Double Overtime
- # Replacement Games
- (Postseason Record)

OPPONENT QUARTERBACKS MOST GAMES STARTED

PLAYER	YEARS STARTED	STARTS	RECORD	WIN PCT.
1. John Elway	1983-98	29	17-12	.586
2. Dan Fouts	1973-87	22	13-9	.591
3. John Hadl	1962-73	18	7-10-1	.417
4. Dave Krieg	1983-96	17	8-9	.471
5. Jack Kemp	1960-69	16	10-5-1	.656

OPPONENT QUARTERBACKS MOST GAMES STARTED AT ARROWHEAD

PLAYER	YEARS STARTED	STARTS	RECORD	WIN PCT.
1. John Elway	1983-98	14	4-10	.286
2. Dan Fouts	1973-87	12	7-5	.583
3. Dave Krieg	1983-96	7	1-6	.143

OPPONENT QUARTERBACKS HIGHEST WINNING PERCENTAGE

PLAYER	YEARS STARTED	STARTS	RECORD	WIN PCT.
1. Bubby Brister	1988-98	3	3-0	1.000
Jim Harbaugh	1993-99	3	3-0	1.000
Peyton Manning	1999-02	3	3-0	1.000
Jim McMahon	1987-93	3	3-0	1.000
Phil Simms	1979-88	3	3-0	1.000
Vinny Testaverde	1995-02	3	3-0	1.000

* Minimum of three starts.

CHIEFS IN OTHER PRO LEAGUES



CFL CHIEFS



PLAYER	POSITION	CHIEFS YEARS	CFL TEAMS (YEARS)
Zenon Andrusyshyn	Punter	1978	Toronto (1971-77)
Jon Baker	Kicker	1999	Edmonton (1999)
Horace Belton	Running Back	1978-81	Montreal (1977)
Jerry Blanton	Defensive End	1979-85	Hamilton (1978)
Marc Boerigter	Wide Receiver	2002	Calgary (2000-01)
Juran Bolden	Cornerback	1999	Winnipeg (1995)
Vaughn Booker	Defensive End	1994-97	Winnipeg (1992-93)
Max Boydston	End	1960-61	Hamilton (1959)
Bob Bryant	End	1960	Calgary (1952-53)
Bruce Clark	Defensive End	1989	Toronto (1980-81)
Tom Clements	Quarterback	1980	Ottawa (1975-78), Hamilton (1979), Saskatchewan (1979)
Ray Collins	Defensive Tackle	1960-61	Saskatchewan (1953), Hamilton (1955)
Jerry Cornelison	Tackle	1960-65	Saskatchewan (1958)
Cotton Davidson	Quarterback/Punter	1960-61	Calgary (1958)
Charlie Diamond	Tackle	1960-63	British Columbia (1959)
Tom Dimmick	Center	1960	Hamilton (1957)
Al Dotson	Defensive Tackle	1979	Winnipeg (1971)
Cornelius Dozier	Defensive End	1987	Ottawa (1987)
Randy Duncan	Quarterback	1961	British Columbia (1959-60)
Jitter Fields	Kick Returner	1987	Saskatchewan (1985)
Tom Flores	Quarterback	1969	Calgary (1958)
Don Flynn	Defensive Back	1960-61	Edmonton (1958)
Jim Fraser	Linebacker	1965	Hamilton (1959)
Trent Green	Quarterback	2001-02	British Columbia (1994)
Bob Grupp	Punter	1979-81	Calgary (1977)
Eric Harris	Cornerback	1980-82	Toronto (1977-79)
Sherrill Headrick	Linebacker	1960-67	British Columbia (1959)
Pat Holmes	Defensive End	1973	Calgary (1962-65)
Joe Horn	Wide Receiver	1996-99	Memphis (1995)
Curtis Jackson	Wide Receiver	2002	Hamilton (1999)
Keyvan Jenkins	Running Back	1988	British Columbia (1984-86)
Dick Johnson	End	1963	British Columbia (1960-61)
Reggie Jones	Wide Receiver	2001	Saskatchewan (1999)
Jason Kaiser	Cornerback	1998	Hamilton (1996-97)
Skip Lane	Cornerback/Safety	1984	Ottawa (1984)
Curt Merz	Guard/Def. End	1962-68	Ottawa (1960)
Warren Moon	Quarterback	1999-00	Edmonton (1978-83)
Gary Moten	Linebacker	1987	Winnipeg (1985), Saskatchewan (1986), Toronto (1986-87)
Yo Murphy	Wide Receiver	2002	British Columbia (1993-96)
Kenny Parker	Cornerback	1984	British Columbia (1980-83)
Horace Perkins	Cornerback	1979	Saskatchewan (1978)
Jeff Smith	RB/Kick Ref.	1985-86	Toronto (1984)
Patrick Swoopes	Nosa Tackle	1991	Hamilton (1988)
Bennie Thompson	Safety	1992-93	Winnipeg (1986-88)
Billy Joe Tolliver	Quarterback	1997	Shreveport (1995)
R-Kal Truluck	Defensive End	2002	Saskatchewan (1998-00)
Tamarick Vanover	Wide Receiver	1995-99	Las Vegas (1994)
John Walker	Defensive Tackle	1987	Saskatchewan (1987)
Jim Wolf	Defensive Tackle	1976	Toronto (1975)
Duane Wood	Defensive Back	1960-64	Hamilton (1959-60)
Felix Wright	Safety	1993	Hamilton (1982-84)

Note: Includes all players who are listed on Kansas City's all-time roster on pages 344-355 who played in the CFL prior to joining the Chiefs. Does not include players who went to the CFL after playing in Kansas City.

Bold Denotes Active Chiefs Players.



NFL EUROPE/WORLD LEAGUE CHIEFS



PLAYER	POSITION	CHIEFS YRS	NFL EUROPE TEAM	EUROPE YRS
Louie Aguiar	P	1994-98	Barcelona Dragons	1991
Darnell Alford	G	2000-01	Berlin Thunder	2002
Tom Barndt	G	1996-99	Scottish Claymores	1996
Matt Blundin	QB	1992-95	Scottish Claymores	1995
Willie Davis	WR	1991-95	Orlando Thunder	1992
Mike Elkins	QB	1989-90	Sacramento Surge	1991
Joe Germaine	QB	2001	Barcelona Dragons	2002
Dante Hall	WR	2000-01	Scottish Claymores	2001
Corey Harris	CB	2001	Rhein Fire	2001
Reggie Jones	WR	1997	England Monarchs	1997
Sean LaChapelle	WR	1996	Scottish Claymores	1996
Sean Manuel	TE	1998	England Monarchs	1996
Mike Maslowski	LB	1999-01	Barcelona Dragons	1999
Steve Matthews	QB	1995-96	Scottish Claymores	1996
Norris McCleary	DT	2000-01	Frankfurt Galaxy	2002
Pellom McDaniels	DT	1993-98	Birmingham Fire	1991-92
Anthony Parker	CB	1991	N.Y./N.J. Knights	1991
Ty Parten	DT	1997-99	Scottish Claymores	1996
Joe Perez	WR	2000	Rhein Fire	2001
Ted Popson	TE	1997-98	England Monarchs	1992
Bryan Proby	DT	1995	Scottish Claymores	1996
Terdell Sands	DT	2001	Berlin Thunder	2002
Tracy Simien	LB	1991-97	Montreal Machine	1991
Jeff Smith	C	1997-99	Scottish Claymores	1997
Marcus Spears	T	1997-01	Amsterdam Admirals	1996
Gary Stills	LB	1999-2001	Frankfurt Galaxy	2001
Tommie Stowers	TE	1994	Orlando Thunder	1992
Willy Tate	TE	1998	Scottish Claymores	1996, '98
Keith Traylor	DT	1995-96	Barcelona Dragons	1995
Joe Valerio	T	1991-95	Birmingham Fire	1991
Brian Waters	G	2000-01	Berlin Thunder	2000
Thomas Washington	DT	2000	Berlin Thunder	2001
Ted White	QB	1999	Frankfurt Galaxy	2000

Note: Includes NFL Europe or World League players who are listed on the Chiefs all-time roster on pages 344-355.



CURRENT CHIEFS WITH USFL TIES



INDIVIDUAL	USFL TEAM	CHIEFS POSITION
Carl Peterson	Stars	President
Bill Kuharich	Stars	Director of Pro Personnel
Chuck Cook	Wranglers	Director of College Scouting
Bob Moore	Stars	Director of Public Relations
Keith Rowen	Breakers	Tight Ends Coach
Irv Eatman	Stars (player)	Asst. Offensive Line Coach
Bruce Lemmerman	Express	Regional Scout/Scouting Coordinator

CURRENT CHIEFS IN OTHER LEAGUES

PLAYER	POSITION	LEAGUE	TEAMS (YEARS)
Leo Araguz	Punter	XFL	New York/New Jersey (2001)
Henry Baker	Cornerback	Arena	New Jersey (1999)
Jose Cortez	Kicker	XFL	Los Angeles (2001)
Chris Horn	Wide Receiver	Arena	Arizona (2001-02)
Mike Maslowski	Linebacker	Arena	San Jose (1998)
R-Kal Truluck	Defensive End	Arena	Detroit (2001-02)

ALL-TIME MANAGEMENT/SUPPORT STAFF



Lamar Hunt

PRESIDENT

Lamar Hunt 1960-76
Jack Steadman 1977-88
Carl Peterson 1989-02

GENERAL MANAGER

Don Rossi 1960
Jack Steadman 1961-76
Jim Schaaf 1977-88
Carl Peterson 1989-02



Jack Steadman

ASST. GENERAL MANAGER

Jim Schaaf 1968-76
Denny Thum 1989-02



Whitey Dovell

ADMINISTRATION

Don Steadman 1984-88
Tim Connolly 1989-95
Dennis Watley 1996-02

DIRECTOR OF PLAYER PERSONNEL

Will Walls 1960-61
Don Klosterman 1962-65
Tommy O'Boyle 1966-74
Les Miller 1975-87
Whitey Dovell 1988-91
Lynn Stiles 1992-96
Terry Bradway 1997-00
Lynn Stiles 2001-02



Jim Schaaf

TREASURER

Ron Combest 1963-80
Roger Peyton 1981-82
Randy Cooper 1983-85
Bob Tamasi 1986-89
Dale Young 1990-02



Ron Combest

HEAD ATHLETIC TRAINER

Wayne Rudy 1960-83
Dave Kendall 1984-02

EQUIPMENT MANAGER

Bobby Yarborough 1960-66
Glen Doran 1967
Bobby Yarborough 1968-82
Jon Phillips 1983-88
Mike Davidson 1989-02



Bobby Yarborough

FILM/VIDEO DIRECTOR

Rusty Nail 1976
Mike Dennis 1977-95
John Wuehrmann 1996-00
Mike Portz 2001-02



Les Miller

DIRECTOR OF PUBLIC RELATIONS

Bob Halford 1960-64
Roger Valdiserri 1965-66
Jim Schaaf 1967-68
Bill Hamilton 1969-71
Bob Sprenger 1972-86
Gary Heise 1987-88
Bob Moore 1989-02



Wayne Rudy

TICKET MANAGER

Paul Vickery 1960-62
Bob Wachter 1963-71
Ken Young 1972-73
Joe Mazza 1974-86
Phil Youtsey 1987-94
Doug Hopkins 1995-02



Phil Youtsey

DIRECTOR OF STADIUM OPERATIONS

Bob Wachter 1968-88
Bill Dickerson 1989-90
Jeff Klein 1991-96
Steve Schneider 1997-02

DIRECTOR OF SALES/MARKETING

David Smith 1976-84
Mitch Wheeler 1985-89
Dennis Watley 1990-95
Wallace Bennett 1996-02



Bob Wachter



Small printer. Big plays.

Kingston **n**
PRINTING, INC.

The quiet printer.

2220 Delaware • Lawrence, Kansas

800.466.6320

proud printer of the Chiefs
GAMEDAY Magazine and Media Guide

PRO FOOTBALL HALL OF FAME

Lamar Hunt, Founder, 1960-present

Inducted Chiefs Hall of Fame 1970

Inducted Pro Football Hall of Fame 1972



Founded the American Football League in '60 with his Dallas Texans franchise ... Became the first AFL figure to be inducted into the Pro Football Hall of Fame in '72 ... Described during his induction ceremony as the "architect, designer and builder of an impossible dream" ... Serves as the President of the American Football Conference ... Since '84, the AFC Championship Game trophy has carried his name ... Has seen the Chiefs win three AFL titles and a Super Bowl trophy ... Is credited with accidentally putting the name "Super Bowl" on the NFL's championship game ... Was born August 2, 1932 in El Dorado, Arkansas ... Graduated from Southern Methodist University in '56 with a B.S. in Geology ... Was a reserve end on SMU's football team ... Is enshrined in both the Texas and Missouri Sports Halls of Fame ... He and his wife, Norma, reside in Dallas and have four children, Lamar Jr., Sharron Munson, Clark and Daniel.

78

Became the first Chiefs player to be enshrined in the Pro Football Hall of Fame when he was chosen in the Class of '83 ... Some have called him the greatest outside linebacker to play the game ... Superb athlete began his pro career as a defensive end, because the Chiefs needed help at that position when he was drafted in the seventh round in '63 ... In his third season he was moved to linebacker, where earned a spot in the AFL All-Star game or the Pro Bowl the next nine years ... Was named to the AFL's All-Time team by the Pro Football Hall of Fame ... Starred on two AFL Championship teams, playing in Super Bowls I and IV ... Did not miss a contest during his 12-year career, playing in 168 consecutive games ... Intercepted 26 passes, recovered 15 fumbles and scored nine touchdowns ... Also handled deep snapping on punts and kicks ... Was an all-state QB at Cleveland High School in Shelby, North Carolina ... Was the Outland Trophy winner as college football's outstanding lineman as a senior at the University of Minnesota in '62 ... Played on the College All-Star team that defeated the Green Bay Packers in '63 ... Is enshrined in the College Football and Missouri Sports Halls of Fame ... No Chief will ever wear his number 78 ... Born June 17, 1940 in Shelby, North Carolina ... Resides in Kansas City where he does marketing for Factory Motor Parts.



Bobby Bell, Linebacker, 1963-74

Inducted Chiefs Hall of Fame 1980

Inducted Pro Football Hall of Fame 1983

Willie Lanier, Middle Linebacker, 1967-77

Inducted Chiefs Hall of Fame 1985

Inducted Pro Football Hall of Fame 1986

63



As part of the Pro Football Hall of Fame's Class of '86, he became the second Chiefs player to be enshrined in Canton ... Named to the NFL's 75th Anniversary All-Time Team in '94 ... Chiefs starting middle linebacker for 11 years, he possessed a ferocious tackling style that made him a feared run-stopper ... Was intelligent and disciplined as the quarterback of the Chiefs vaunted defense ... Also had the speed and agility that helped him grab 27 career interceptions, good for the eighth-most ever by a Chief ... His 18 fumble recoveries rank second in club history ... A second-round draft choice in '67, he missed just five games during his pro career, which spanned 149 contests ... Played in two AFL All-Star games and six AFC-NFC Pro Bowls ... Named the Outstanding Defensive Player in the '72 Pro Bowl ... Helped Chiefs to their only World Championship, a Super Bowl IV victory over Minnesota ... Became starter four games into his rookie season ... Named the '72 NFL Man of the Year as the outstanding pro football player-citizen ... Was nicknamed "Honey Bear" because he looked and acted friendly, but was ravenous on the field ... Inducted into the College Football Hall of Fame in 2000 ... Also a member of the Missouri Sports Hall of Fame ... His number 63 has been retired by the Chiefs ... Attended Maggie L. Walker High School in Richmond, Virginia ... Was a two-time Small College All-America pick at Morgan State ... Named Tangerine Bowl MVP ... Graduated from Morgan State with a B.S. in Administration ... Born August 21, 1945 in Clover, Virginia ... Lives in Richmond, where he is President of First Wheat Securities.

HONORS

16**Len Dawson, Quarterback, 1962-75**Inducted Chiefs Hall of Fame 1979
Inducted Pro Football Hall of Fame 1987

Heart and soul of Texans/Chiefs franchise during his illustrious career ... During his tenure as the team's field general, he helped make the Chiefs one of pro football's premier teams and wound up among the elite passers in the game's history ... Under his guidance, the Chiefs were perennial contenders and won the AFL Championships in '62, '66 and '69 ... Was MVP of Super Bowl IV when he directed Kansas City to a win over the heavily-favored Minnesota Vikings ... Won the AFL passing title four times and still holds Chiefs career marks for passer rating (83.2), attempts (3,696), completions (2,115), passing yards (28,507) and touchdowns (237) ... Started his pro career with the Pittsburgh Steelers as a first-round pick in '57, then landed with the Cleveland Browns before ending up with the Texans in '62 ... Named to six AFL All-Star teams and one Pro Bowl squad ('72) ... AFL Player of the Year in '62 ... Played in 183 career regular season games, making 159 starts, the most-ever by a Chiefs QB ... Completed 2,136 of 3,741 passes (57.1%) for 28,711 yards with 239 touchdowns and 183 interceptions, while rushing for 1,293 yards and nine scores on 294 carries ... Named the '73 NFL Man of the Year as the outstanding pro football player-citizen ... Nicknamed "Lenny the Cool" ... Led Big Ten in passing and total offense for three seasons at Purdue ... His number 16 has been retired by the Chiefs ... Does color commentary on the Chiefs Fox Football Radio Network and is the sports anchor at KMBC-TV in Kansas City ... Born June 20, 1935 in Alliance, Ohio.

**Buck Buchanan, Defensive Tackle, 1963-75**Inducted Chiefs Hall of Fame 1981
Inducted Pro Football Hall of Fame 1990**86**

Became the third member of the Chiefs feared defense of the late '60s and early '70s to enter the Pro Football Hall of Fame ... The first overall selection in the '63 AFL Draft, he became the prototype for future pro defensive linemen ... Combined perfect size (6-7, 270) with outstanding strength and deceptive speed (10.2 in the 100) ... Helped Kansas City win two AFL crowns and their only Super Bowl following the '69 season ... Had an eight-year stretch where he either went to the AFL All-Star game or the AFC-NFC Pro Bowl ... Was a unanimous All-AFL pick from '66-69 ... His teammates named him Chiefs MVP in '65 and '67 ... In '67 alone he batted down 16 passes at or behind the line of scrimmage ... Played in 182 career regular season games, including a stretch of 166 in a row ... Eddie Robinson, the legendary coach at Grambling where Buchanan was an NAIA All-America choice in '62, called him "the finest lineman I've ever seen." ... Was captain of both the football and basketball squads at Parker High School in Birmingham, Alabama ... Played

both offensive and defensive tackle at Grambling ... Inducted into the College Football Hall of Fame in '96 ... Owned All-Pro Construction Company and All-Pro Advertising in Kansas City ... His number 86 has been retired by the Chiefs ... Given name was "Junious," but was known as "Buck" ... Born September 10, 1940 in Gainesville, Alabama and died July 16, 1992 in Kansas City.

3**Jan Stenerud, Kicker, 1967-79**Inducted Chiefs Hall of Fame 1992
Inducted Pro Football Hall of Fame 1991

The first pure placekicker to be inducted into the Hall of Fame and the fifth Chiefs player to make it to Canton ... Regarded by many as the best placekicker in pro football history ... Named to the NFL's 75th Anniversary All-Time Team in '94 and the Super Bowl Silver Anniversary Team in '90 ... Played 19 NFL seasons: Kansas City '67-79; Green Bay Packers '80-83; and Minnesota Vikings '84-85 ... Ranks sixth on the league's all-time scoring list with 1,699 points and is fourth in career field goals made with 373 ... Played in 186 regular season games with Kansas City, the third-highest tally in team history ... Still owns or shares nine Chiefs records, including field goals attempted in a career (436) and season (44), consecutive games played (186) and consecutive games scoring field goals (16) ... Hit a 48-yard field goal and two other FGs in Super Bowl IV victory over the Vikings ... Played in 263 pro games and never missed one because of injury or illness ... Played in two AFL All-Star games and four AFC-NFC Pro Bowls ... Named the Outstanding Offensive Player in the '72 Pro Bowl ... Was selected by the Chiefs in the third round of the 1966 AFL "redshirt" draft ... Attended Montana State University on a skiing scholarship ... Was an outstanding ski jumper in his native Norway ... His jersey number 3 has been retired by the Chiefs ... Was inducted into the Green Bay Packers Hall of Fame in '91 and is also enshrined in the Missouri Sports Hall of Fame ... Born November 26, 1942 in Fetsund, Norway ... Is now director of business development for Howard Needles Tammen & Bergendorff, a Kansas City architectural firm.



Hank Stram, Head Coach, 1960-74

Inducted Chiefs Hall of Fame 1987

Inducted Pro Football Hall of Fame 2003



Guided the Texans/Chiefs on-field fortunes during the most glorious period in franchise history ... Commanded the club from '60-74, posting a regular season record of 124-76-10 (.614) ... Also compiled a 5-3 postseason mark ... Garnered a reputation as one of the game's most imaginative offensive minds ... Was credited with devising the moving pocket, the two-tight end offense and the stack defense ... Directed the franchise to three AFL titles and two Super Bowl appearances, including a 23-7 win vs. Minnesota in Super Bowl IV following the '69 season ... Put together a string of nine consecutive winning seasons from '65-73, compiling an 82-36 record over that span ... Was honored as either the AFL or AFC Coach of the Year four times: '62, '66, '68 and '70 ... Joins five players from his Chiefs teams in the Pro Football Hall of Fame - LB Bobby Bell ('83), LB Willie Lanier ('86), QB Len Dawson ('87), DT Buck Buchanan ('90) and K Jan Stenerud ('91) ... Served two seasons as the Saints

head coach from '76-77, giving him a career NFL regular season record of 131-97-10 ... A member of the Missouri Sports Hall of Fame ... Was an assistant coach at the University of Miami before being named the Texans head coach ... Also served as a college assistant at Purdue, SMU and Notre Dame ... Won seven letters as an athlete at Purdue, three in football and four in baseball ... Known as "The Mentor" ... Born January 3, 1924 in Chicago, Illinois ... Resides in Covington, Louisiana.

32

Marcus Allen, Running Back, 1993-97

Inducted Pro Football Hall of Fame 2003

Regarded as one of the finest all-purpose performers in NFL history, playing the game with unparalleled class and professionalism ... Signed with the Chiefs on June 9, 1993 ... Helped lead Kansas City to a 55-25 record and three AFC West titles ('93, '95, '97) during his five seasons with the club ... Played in 222 regular season contests, the most of any running back in NFL history ... Only Jerry Rice (203) and Emmitt Smith (164) own more career TDs than Allen (145) ... Ranks second in league annals with 123 rushing TDs, including a franchise-record 44 in a Chiefs uniform ... Is fourth in NFL history with 3,022 rushing attempts and seventh with 12,243 rushing yards ... Ranks fourth in Chiefs annals with 3,698 rushing yards ... His 17,648 combined net yards are the eighth-highest career tally in the league books ... Led the league with 1,759 rushing yards and 2,314 yards from scrimmage in '85 ... Enjoyed six Pro Bowl seasons, including one with the Chiefs in '93 ... Was named the MVP of Super Bowl XVIII after compiling 191 rushing yards ... Won Kansas City's MVP Award in both '93 and '95 ... Also threw six TD passes during his career ... Was the first player in NFL history to record 10,000 yards rushing and 5,000 yards receiving ... Claimed the Heisman Trophy as a senior at Southern California in '81 ... Enshrined in both the College Football and Missouri Sports Halls of Fame ... Nicknamed "Cutty" for his innate ability to make opponents miss ... Born March 26, 1960 in San Diego, California ... Owns Marcus Allen's Broadway Ford in Kansas City and has served as an analyst for *The NFL Today* on CBS since '98.



HONORS

CHIEFS IN THE COLLEGE FOOTBALL HALL OF FAME

Thirteen players who spent a portion of their professional football career with either the Kansas City Chiefs or Dallas Texans have been enshrined in the College Football Hall of Fame, which is located in South Bend, Indiana.

PLAYER	COLLEGE POSITION	COLLEGE (YEARS)	ENSHRINED
Marcus Allen	Running Back	Southern California (1978-81)	2001
Bobby Bell	Defensive Tackle	Minnesota (1960-62)	1991
Buck Buchanan	Off./Def. Tackle	Grambling (1960-62)	1996
Brad Budde	Tackle	Southern California (1976-79)	1999
Chris Burford	End	Stanford (1957-59)	1995
Joe Delaney	Running Back	Northwestern (La.) State (1977-80)	1997
Randy Duncan	Quarterback	Iowa (1956-58)	1998
Kenny Gamble	Running Back	Colgate (1984-87)	2002
Mike Garrett	Halfback	Southern California (1963-65)	1985
E.J. Holub	Center	Texas Tech (1958-60)	1986
Willie Lanier	Linebacker	Morgan State (1964-66)	2000
Jim Lynch	Linebacker	Notre Dame (1964-66)	1992
Gary Spani	Linebacker	Kansas State (1974-77)	2003

Note: Players are officially enshrined in the Hall the year following their selection.

OTHER PRO FOOTBALL HALL OF FAMERS

Mike Webster, Center, 1989-90

Enshrined Pro Football Hall of Fame 1997

 **53**



Concluded his storied 17-year NFL career with two seasons in Kansas City ('89-90), but will be remembered by most for his 15 seasons ('74-88) with the Pittsburgh Steelers ... Regarded by many as the greatest center to ever play the game ... Noted for not only his strength, toughness, and durability, but also his character ... A fifth-round draft pick of the Pittsburgh Steelers out of the University of Wisconsin in '74, went on to become one of the most dominating and durable offensive linemen of his era ... Played in 245 career games (207 starts), tying the NFL record for most contests ever played by a center ... Only five other players in league history have seen action in more games ... A member of Pittsburgh's teams which claimed wins in Super Bowls IX, X, XIII, and XIV ... A nine-time Pro Bowler and six-time All-Pro selection ... Named to both the NFL's 75th Anniversary All-Time Team and the NFL's Silver Anniversary Super Bowl squad ... Born in Tomahawk, Wisconsin on March 18, 1952 and died in Pittsburgh, Pennsylvania on September 24, 2002.

19 

Joe Montana, Quarterback, 1993-94

Enshrined Pro Football Hall of Fame 2000



Perhaps the finest quarterback ever to step under center in pro football history ... Concluded his masterful 16-year NFL tenure with two playoff seasons in Kansas City ('93-94) ... Spent 14 seasons ('79-92) in San Francisco and guided the 49ers to wins in Super Bowls XVI, XIX, XXIII and XXIV, earning game MVP honors three times (XVI, XIX and XXIV) ... The NFL's Most Valuable Player in '89 ... Earned eight Pro Bowl bids and led the league in passing in both '87 and '89 ... The king of the late-game heroics, exhibited his "Montana Magic" with 31 career fourth-quarter comebacks ... In '93, guided the Chiefs to their first AFC West title since '71 with an 11-5 mark ... Led Kansas City on a remarkable playoff run in '93 which concluded in Kansas City's first-ever trip to the AFC Championship Game ... Also took the Chiefs to the playoffs in '94, throwing for 314 yards in his final NFL game, a 27-17 postseason loss at Miami ... Played in 192 regular season NFL games with 164 starts and started 23 career playoff games ... Retired April 18, 1995, and at that time ranked fourth in NFL history in passing yards (40,551), attempts (5,391) and TD passes (273) ... Named to NFL's 75th Anniversary All-Time Team ... Born in New Eagle, Pennsylvania on June 11, 1956.

Marv Levy, Head Coach, 1978-82

Enshrined Pro Football Hall of Fame 2001



Just the 11th modern-era head coach to be elected to the Pro Football Hall of Fame ... The only coach in NFL history to guide his squad to four consecutive Super Bowls ... Spent 16½ seasons as NFL head coach, compiling a 143-112 regular season record with the Chiefs and Bills ... Produced a 31-42 record with Kansas City from '78-82 ... Joined the Chiefs after serving a five-year stint as the head coach of the CFL's Montreal Alouettes ... After inheriting a team that was coming off a 2-12 season in '77, he installed a Wing-T offense with the Chiefs in '78 and the club made steady improvement going 4-12 in '78, 7-9 in '79 and 8-8 in '80 ... In '81, the Chiefs finished 9-7, marking the team's first winning campaign since '73 ... His final year in Kansas City was a strike-shortened 3-6 campaign in '82 ... A veteran of three professional leagues, served one year as head coach of the USFL's Chicago Blitz in '84 ... Took over the Buffalo Bills midway through the '86 season and produced to post a franchise-best 112-70 regular season record and an 11-8 postseason mark with that club from '86-97 ... Under his guidance, the Bills won six AFC East titles, four AFC Championships and represented the AFC in Super Bowls XXV, XXVI, XXVII and XXVIII ... Born in Chicago, Illinois on August 3, 1925.

Note: Pro Football Hall of Fame 2000 enshrinee Ronnie Lott never played in a regular season game for Kansas City, but retired as a member of the Chiefs in the '95 preseason.

HALL OF FAME FACT

RB Marcus Allen's 74-yard TD run vs. Washington in Super Bowl XVIII remains the longest run from scrimmage in Super Bowl history.



HALL OF FAME FACT

QB Len Dawson owns an NFL record by leading the league (AFL or NFL) in completion percentage eight seasons.



CHIEFS HALL OF FAME

In tribute to those who have made outstanding contributions to the success of the Kansas City Chiefs Football Club, the team has established a Hall of Fame. New inductees are selected by a three-man committee, representing the Chiefs Booster Club, the area media and the Chiefs organization. The award is presented annually at the "101 Banquet." Seven members of the Chiefs Hall of Fame are also enshrinees in the Professional Football Hall of Fame in Canton, Ohio.

Lamar Hunt, Founder, 1960-present

Inducted 1970

For bio, see pages 4-5 and 389

36

Mack Lee Hill, Running Back, 1964-65

Inducted 1971

Played running back with the Chiefs for two memorable seasons ('64-65) ... Died tragically while undergoing surgery after suffering a knee injury in the next-to-last game of the '65 season at Buffalo (12/12/65) ... Made the Chiefs roster in '64 as a rookie free agent out of Southern University and wound up as the team's second-leading rusher that season with 567 yards and four touchdowns on 105 carries ... Played in the AFL All-Star game after his rookie campaign ... Gained 627 yards, second-most on the team, in his second pro season ... Saw duty in just 27 career games ... Nicknamed "The Truck" ... His number 36 is retired ... Each year since '66, the Chiefs have annually presented the Mack Lee Hill Award to the team's top rookie or first-year performer ... Born on August 17, 1940 in Quincy, Florida and died on December 14, 1965 in Kansas City, Missouri.



HILL'S CHIEFS STATISTICS

Games	Rushing						Receiving				
	No.	Yds.	Avg.	LG	TD	No.	Yds.	Avg.	LG	TD	
27	230	1,203	5.2	71	6	40	408	10.2	46	3	

Jerry Mays, Defensive Tackle/Defensive End, 1961-70

75

Inducted 1972



Was a force on the Chiefs vaunted defensive line for 10 years ... Named to the All-Time AFL Team by the Pro Football Hall of Fame ... Was selected to play in the AFL All-Star game six times, following the '62 and '64-68 seasons ... Also made an appearance in the AFC-NFC Pro Bowl after the '70 campaign ... Played in 140 games with the Chiefs after joining the club as a fifth-round pick of the Dallas Texans in the '61 AFL Draft ... Was a starter at left defensive end on the Chiefs Super Bowl IV championship team ... Broke into pro football as an offensive tackle during his rookie campaign before switching to defense later that year ... Was a college standout at SMU ... Born November 24, 1939 in Dallas, Texas and died on July 17, 1994 in Lake Lewisville, Texas.

HONORS

84

Fred Arbanas, Tight End, 1962-70

Inducted 1973

Was considered one of pro football's finest tight ends during his nine seasons with the Texans/Chiefs ... Named to the All-Time AFL Team by the Pro Football Hall of Fame ... Was a five-time All-AFL choice, grabbing the honor from '62-65 and in '67 ... Was known for his tenacious blocking and courage ... Lost the sight in one eye in an accident in December of '64, but came back strong to earn All-AFL accolades the following season ... Member of Kansas City's Super Bowl IV title team ... Played in 118 games, catching 198 passes for 3,101 yards and 34 touchdowns ... Was a seventh-round pick of the Texans after a stellar college career at Michigan State ... Is also a member of the Missouri Sports Hall of Fame ... Born on January 14, 1939 in Detroit, Michigan.



ARBANAS' CHIEFS STATISTICS

Games	Receiving						Rushing				
	No.	Yds.	Avg.	LG	TD	No.	Yds.	Avg.	LG	TD	
118	198	3,101	15.7	67	34	4	15	3.8	8	0	



Inducted 1974

Excelled as both a halfback ('60-61) and safety ('62-71) ... Named to the AFL's All-Time Team by the Pro Football Hall of Fame as a safety ... Was the third-leading interceptor in AFL history with 43 ... His 57 career interceptions rank second in team history ... Led the AFL in picks with 10 in '66 and topped the NFL in '70 with 10 ... Was a six-time All-AFL selection ('63-68) and played in the AFC-NFC Pro Bowl following the '70 season ... Played in 164 career games ... As a halfback during the franchise's first two seasons, he rushed for 658 yards and six TDs on 150 carries and caught 77 passes for 1,228 yards and nine scores ... Was a first-round pick of the Texans in '60 ... Was also a first-round pick of the NFL's Detroit Lions ... Was a member of the Chiefs Super Bowl IV championship team and LSU's '59 National Championship squad ... Also enshrined in the Missouri Sports Hall of Fame ... Born September 9, 1938 in Delhi, Louisiana.

ROBINSON'S CHIEFS STATISTICS

G	Rushing					Receiving				Punt Returns				Interceptions				FR	
	No.	Yds.	Avg.	TD		No.	Yds.	Avg.	TD	No.	Yds.	Avg.	TD	No.	Yds.	Avg.	LG		TD
164	150	658	4.4	6		77	1,228	15.9	9	3	29	9.7	0	57	741	13.0	57	1	6

Inducted 1975

Led Texans/Chiefs in pass receptions in four of his eight seasons: '61-63 and '65 ... Was an AFL All-Star in '61 and a first team All-AFL pick in '62 ... Played in 103 regular season contests ... Ranks third in franchise history in pass receptions (391) and fifth in receiving yards (5,505) ... His 55 career TD grabs are the second-most in club annals ... Caught a team-record 12 TD passes during the '62 season ... Member of two AFL championship squads ... Joined Texans as a first-round pick in '60 ... As a senior at Stanford in '59, he set an NCAA record with 61 catches ... Was enshrined in the College Football Hall of Fame in '95 ... Born January 31, 1938 in Oakland, California.



BURFORD'S CHIEFS STATISTICS

Games	Receiving						Rushing				
	No.	Yds.	Avg.	LG	TD	No.	Yds.	Avg.	LG	TD	
103	391	5,505	14.1	69	55	3	10	3.3	13	0	



Inducted 1976

One of the most fiery competitors in franchise history ... Distinguished himself as both a linebacker ('61-67) and center ('68-70) ... Named to five AFL All-Star affairs as a linebacker, following the '61-62 and '64-66 seasons ... Was known as the Chiefs "Holler Guy" ... Was a starter at center on Kansas City's Super Bowl IV title team ... Played in 127 games after joining the Chiefs as a first-round draft pick of the Texans in '61 ... Made nine career interceptions ... Is one of the best players to ever come out of Texas Tech, where his career earned him a place in the College Football Hall of Fame in '86 ... Born January 5, 1938 in Schulenburg, Texas.

Inducted 1977

Considered by many to be the finest offensive tackle of his era ... Was selected to the AFL All-Star team or AFC-NFC Pro Bowl nine times ... Named to the All-Time AFL Team by the Pro Football Hall of Fame ... Was a starter in each of his 13 pro seasons, playing in 180 games ... His string of 180 straight games played is the third-longest streak in club history ... Named AFL Offensive Lineman of the Year in '69 ... Was a starter at left tackle on the Chiefs Super Bowl IV squad ... Also played one season with the Washington Redskins in '74 ... Was a college All-America choice at Ohio State and was chosen by the Texans in the third round of the '61 AFL Draft ... Born February 25, 1939 in Newark, Ohio and died on September 15, 1980 in Kansas City, Missouri.



Mike Garrett, Running Back, 1966-70**21****Inducted 1978**

Spent five very productive seasons with the Chiefs before finishing his NFL career with the San Diego Chargers ('70-73) ... Is the fourth-leading rusher in Chiefs history, churning out 3,246 yards and 24 touchdowns on 736 carries ... Also caught 141 passes for 1,231 yards and seven scores ... Led team in rushing three times, including the '67 season when he gained 1,087 yards ... Was an All-AFL choice in '66-67 ... Scored a five-yard TD against the Minnesota Vikings in Super Bowl IV victory ... Winner of the '65 Heisman Trophy ... Inducted into the College Football Hall of Fame in '85 ... Started Southern Cal's long legacy of talented tailbacks and is currently the Athletic Director at his alma mater ... Was selected by Kansas City in the 20th round of the '66 AFL Draft ... Born April 12, 1944 in Los Angeles, California.

GARRETT'S CHIEFS STATISTICS

Games	Rushing						Receiving						Punt Returns				
	No.	Yds.	Avg.	LG	TD	No.	Yds.	Avg.	LG	TD	No.	Yds.	Avg.	LG	TD		
58	736	3,246	4.4	77	24	141	1,231	8.7	43	7	17	84	4.9	28	0		

Len Dawson, Quarterback, 1962-75**Inducted 1979**

For bio, see page 390

Bobby Bell, Linebacker, 1963-74**Inducted 1980**

For bio, see page 389

Buck Buchanan, Defensive Tackle, 1963-75**Inducted 1981**

For bio, see page 390

Otis Taylor, Wide Receiver, 1965-75**89****Inducted 1982**

Was one of the best and most exciting wide receivers of his era ... Played in one AFL All-Star game after the '66 season and two AFC-NFC Pro Bowls, following the '71-72 campaigns ... Played in 130 regular season games, establishing Chiefs career records for receiving yards (7,306), receiving touchdowns (57) and 100-yard games (20) ... His 410 career receptions rank second in team history ... Twice topped the 1,000-yard receiving mark in a season, getting 1,297 in '66 and 1,110 in 1971 ... Led Chiefs in pass receptions on five occasions ('66-67 and '70-72) ... Hauled in a dazzling 46-yard TD pass helping the Chiefs upend the Minnesota Vikings in Super Bowl IV ... Had his college number 17 retired by Prairie View A&M ... Was a fourth-round pick of the Chiefs in the '65 AFL Draft ... Spent several years as a scout for the Chiefs following his playing career ... A member of the Missouri Sports Hall of Fame ... Born August 11, 1942 in Houston, Texas.

TAYLOR'S CHIEFS STATISTICS

Games	Receiving						Rushing				
	No.	Yds.	Avg.	LG	TD	No.	Yds.	Avg.	LG	TD	
130	410	7,306	17.8	89	57	30	161	5.4	30	3	

HONORS**71****Ed Budde, Guard, 1963-76****Inducted 1984**

Was the finest offensive guard to play in the AFL ... Was named to the AFL's All-Time Team by the Pro Football Hall of Fame ... Was named to play in the AFL All-Star game or AFC-NFC Pro Bowl seven times, following the '63 and '66-71 seasons ... Was a starter during each of the Chiefs two Super Bowl appearances ... His 14 seasons with the Chiefs are the second-most in team history ... Saw action in 177 career regular season games ... Was a first team All-AFL pick in '66 and '69 ... His son, Brad, played for the Chiefs from '80-86 ... Selected by Kansas City in the first round of the '63 AFL Draft ... Was a college standout at Michigan State ... Is also enshrined in the Missouri Sports Hall of Fame ... Born November 2, 1940 in Highland Park, Michigan.



Willie Lanier, Middle Linebacker, 1967-77

Inducted 1985

For bio, see page 389

18

Emmitt Thomas, Cornerback, 1966-78

Inducted 1986

Was one of the finest cornerbacks of his era ... Owns the Chiefs all-time interception record with 58, which places him ninth on the NFL's all-time list ... Led the NFL in interceptions in '74 with a team-record 12, just two shy of the league's single-season mark ... Led the AFL with nine picks in '69 ... Played in 181 career regular season games, the sixth-highest total in club annals ... Returned five interceptions for touchdowns ... Had an interception in the Chiefs Super Bowl IV triumph over the Minnesota Vikings ... Made the Chiefs as an undrafted free agent from Bishop College in Dallas ... Born June 3, 1943 in Angleton, Texas ... Is currently the defensive backs coach of the Atlanta Falcons.



THOMAS' CHIEFS STATISTICS

Interceptions

Games	No.	Yds.	Avg.	LG	TD	FR
181	58	937	16.2	73	5	7

Hank Stram, Head Coach, 1960-74

Inducted 1987

For bio, see page 391

44

Jerrel Wilson, Punter, 1963-77

Inducted 1988

Considered one of the top punters to ever play the game ... Was named to the All-Time AFL team by the Pro Football Hall of Fame ... Played more seasons (15) than any player in team history, while his 203 games played rank second in club annals ... Owns franchise records for most punts in a career (1,018), average yardage in a career (43.4), season (46.1) and game (56.4) ... Owns the NFL record for most seasons leading the league in punting average, doing so four times ('65, '68, '72-73) ... Owns the Super Bowl record for career punting average (46.5) ... Known as "Thunderfoot" ... Had four career punts over 70 yards ... Named to three AFC-NFC Pro Bowl squads ... Was a center at Southern Mississippi ... Played some running back early in his pro career ... Spent one season with the New England Patriots in '78 ... Drafted by Kansas City in the 11th round of the 1963 AFL Draft ... Born October 4, 1941 in New Orleans, Louisiana.



WILSON'S CHIEFS STATISTICS

Punting

Games	No.	Yds.	Avg.	LG	Blk	Net Avg.	Rushing				
							No.	Yds.	Avg.	LG	TD
203	1,018	44,218	43.4	72	11	35.4	21	53	2.5	12	0

Ed Podolak, Running Back, 1969-77

Inducted 1989

Is one of the toughest, most hard-nosed players to ever don a Chiefs uniform ... Played in 104 regular season games (66 starts) ... Is the Chiefs second all-time leading rusher with 4,451 yards and 34 TDs on 1,157 carries ... Was also an excellent pass receiver and return man ... Caught 288 passes for 2,456 yards and six scores while averaging 8.6 yards per punt return and 20.5 yards per kickoff return ... His 8,178 career combined yards are the second-most in club history ... Had one of the finest all-around performances in pro football history on Christmas Day '71, when he had an NFL single-game postseason record 350 total yards in a double OT playoff loss to Miami; had 85 rushing yards, 110 receiving yards and 155 yards on returns ... Led Kansas City in rushing five times, in receiving three and punt returns three ... Selected by the Chiefs in the second round of the 1969 draft ... Played QB and RB at the University of Iowa ... Born September 1, 1947 in Atlantic, Iowa.



PODOLAK'S CHIEFS STATISTICS

Rushing

Receiving

Kickoff Returns

Punt Returns

G-S	No.	Yds.	Avg.	LG	TD	No.	Yds.	Avg.	LG	TD	No.	Yds.	Avg.	LG	TD	No.	Yds.	Avg.	LG	TD
104-66	1,157	4,451	3.8	65	34	288	2,456	8.5	59	6	34	697	20.5	38	0	86	739	8.6	60	0

14

51

Jim Lynch, Linebacker, 1967-77**Inducted 1990**

Teamed with Pro Football Hall of Famers Willie Lanier and Bobby Bell to form one of the finest linebacker trios the game has ever seen ... The trio played together for eight memorable seasons ('67-74) ... Played in 151 games, including a string of 148 in a row ... Manned the right linebacker spot, where he recorded 17 interceptions and 14 fumble recoveries, which is the sixth-most in franchise history ... Had four seasons where he recorded three interceptions and two campaigns with three fumble recoveries ... Helped Chiefs to huge victory over the Minnesota Vikings in Super Bowl IV, making four tackles ... Played in AFL All-Star game following the 1968 season ... Was the co-captain of Notre Dame's '66 National Championship team and won the Maxwell Award as the nation's outstanding defensive player ... Enshrined in the College Football Hall of Fame in '92 ... Was a second-round pick of Kansas City in '67 ... Born August 28, 1945 in Lima, Ohio.

**Abner Haynes, Running Back, 1960-65**

28

Inducted 1991

Exciting running back and return specialist who still owns five franchise records, including most points in a game (30), most touchdowns in a game (five), most rushing touchdowns in a game (four), as well as most combined net yards in a career (8,442) ... Is the third-leading rusher in team history (3,837) ... Played in 70 regular season games ... Led club in rushing four times: '60-62 and '64 ... Selected as the AFL's first Player of the Year in '60 when he led the league with 875 rushing yards ... Became the franchise's initial 1,000-yard rusher, getting 1,049 during the '62 AFL title season ... Named All-AFL from '60-62 ... In '65 he was traded to the Denver Broncos, where he spent two seasons ... Also played with the N.Y. Jets and Miami Dolphins ... Originally a first-round pick of the Oakland Raiders in '60 ... Was a college standout at North Texas ... Born September 19, 1937 in Denton, Texas.

HAYNES' CHIEFS STATISTICS

G	Rushing					Receiving					Kickoff Returns				Punt Returns			
	No.	Yds.	Avg.	LG	TD	No.	Yds.	Avg.	LG	TD	No.	Yds.	Avg.	TD	No.	Yds.	Avg.	TD
70	794	3,814	4.8	80	39	199	2,739	13.8	78	17	52	1,326	25.5	1	55	598	10.9	0

Jan Stenerud, Kicker, 1967-79**Inducted 1992**

For bio, see page 390

Sherrill Headrick, Linebacker, 1960-67

69

Inducted 1993

Hard-nosed, all-giving linebacker whose teammates called him "Psycho" for his rambunctious nature and style of play ... Named to five All-AFL squads ('61-62, '64-66) ... Played in 108 regular season contests and made five AFL All-Star games as one of the league's best middle linebackers ... Played one season at offensive guard, center and linebacker in Canada ('59) before joining the Texans for the initial AFL season ... Left TCU after three seasons ... Signed with the Texans as a free agent ... Had 14 interceptions during his eight-year Texans/Chiefs career, returning three for touchdowns ... Played in '62 and '66 AFL title game wins and Super Bowl I ... Was selected by the Cincinnati Bengals in the '68 AFL Expansion Draft and played with that club for one season ... Born March 13, 1937 in Waco, Texas.

HONORS

58

Jack Rudnay, Center, 1969-82**Inducted 1994**

Was regarded as one of the NFL's finest centers during the '70s ... Determination, guts, toughness and humorous are probably the four best words that describe him ... Was the AFC's starting center in the Pro Bowl four straight times, following the '73-76 seasons ... Played in 178 games with the Chiefs, the third-most ever by a Kansas City offensive lineman, while his 171 starts are the most ever by a Chiefs player ... Put together an incredible string of 144 straight games played, beginning with the '70 season and lasting through the entire decade ... A fourth-round draft choice in '69, he missed the Chiefs Super Bowl season as a result of a back injury suffered in the College All-Star game following his senior year at Northwestern University ... Played both center and defensive tackle at Northwestern ... Born November 20, 1947 in Cleveland, Ohio.





Inducted 1995

Is the seventh-leading rusher in franchise history ... Was one of the early stars of the AFL ... Had 762 rushing attempts for 3,124 yards and 18 touchdowns ... Also caught 154 passes for 1,945 yards and 14 scores ... Played in 107 regular season games ... Made three AFL All-Star games following the '62 and '66-67 seasons and was named the Outstanding Player of the '62 game ... Was a member of both Chiefs Super Bowl teams and all three AFL title clubs ... Was named the AFL Rookie of the Year in '62, when he rushed for 604 yards and caught 29 passes for 333 yards ... Was the first AFL player to score a TD in a Super Bowl, catching a seven-yard pass in the second quarter of Super Bowl I ... Was a backup tight end on the Super Bowl IV championship squad ... Selected as a future choice by the Texans in the 14th round of the '61 AFL Draft ... Rushed for 1,377 yards as a college halfback at the University of Kansas ... Born June 25, 1939 in Muskogee, Oklahoma.

McCLINTON'S CHIEFS STATISTICS

Games	Rushing						Receiving				
	No.	Yds.	Avg.	LG	TD	No.	Yds.	Avg.	LG	TD	
107	762	3,124	4.1	69	18	154	1,945	12.6	69	14	

Inducted 1996

Is one of the most celebrated and popular players in franchise history ... Was the finest free safety in the AFC throughout the '80s, grabbing six straight Pro Bowl berths following the '83-88 seasons, including five as a starter in the game ... Was selected to the Chiefs 25-Year Anniversary Team in '87 ... Entered the pro ranks as a rookie free agent punter, making him one of the most successful free agents in NFL history ... Owner of six 100-tackle seasons ... In 148 career games (124 starts), had 927 tackles, 50 interceptions, 15 fumble recoveries and three touchdowns ... Ranks third on the team's all-time interception list ... Led Chiefs in tackles four times and in interceptions on six occasions ... Won AFC interception title in '86 with nine ... Was a strong safety and punter at Rutgers and was a high school quarterback ... A member of the Missouri Sports Hall of Fame ... Born September 12, 1959 in Palmyra, New Jersey ... Is one of nine partners of the NFL's Jacksonville Jaguars.



CHERRY'S CHIEFS STATISTICS

G-S	Interceptions					Tackles			Sacks			FR
	No.	Yds.	Avg.	LG	TD	Solos	Asst.	Total	No.	Yds.		
148-124	50	688	13.8	67	1	597	360	927	3.5	24.0	14	



Inducted 1997

Exceptional offensive tackle manned the right side of the Chiefs line for 12 superb seasons ... Was a member of two AFL championship teams ('66 and '69) and both Chiefs squads that went to the Super Bowl ... Was the starting right tackle in Kansas City's Super Bowl IV victory over the Minnesota Vikings ... Played in 150 regular season games and did not miss a contest for nine straight seasons ('64-72) ... Was considered one of the game's best pass protectors during his career ... Selected by Kansas City in the 24th-round of the '63 AFL Draft ... Was an outstanding collegiate tackle at Auburn University ... Born February 1, 1941 in Lanett, Alabama.

CHIEFS HONOR GROVE



A grove of over 40 stately Giant Redwoods was planted in the Southeast corner of the Truman Sports Complex on April 15, 2002 in conjunction with the Chiefs 40th Anniversary Season in Kansas City. The selection of the tree species by Founder Lamar Hunt originated from a statement made by Vikings QB Joe Kapp following Super Bowl IV: "The Chiefs defensive line was very active and looked like a Redwood Forest." The "Chiefs Honor Grove" features permanent markers honoring the team's Hall of Fame players, whose names are listed on the façade of Arrowhead Stadium. During the Chiefs Alumni Weekend each year, an additional tree is planted in honor of the most recent Chiefs Hall of Fame inductee.

Inducted 1998

Was a force against the run as well as an unstoppable pass rusher ... Was a four-time Pro Bowl selection, following the '80-82 and '84 seasons ... Named the Chiefs Most Valuable Player twice ('80 and '84) ... Started all 136 appearances he made in a Kansas City uniform ... Is third on the Chiefs all-time sack list with 72.5 ... Is second in team history with 992 tackles and also had 11 fumble recoveries ... Led team in sacks on six occasions and topped the team's tackle chart three times ... Recorded a Pro Bowl-record 85-yard fumble return TD in the '85 game ... Had two seasons ('80 and '84) with 14.5 sacks ... Was the second overall player taken in the '78 NFL Draft (Houston RB Earl Campbell was the first) ... Was traded to Buffalo in '88 where he played two years ... Was the Southeastern Conference Player of the Year as a senior at the University of Kentucky ... Born December 5, 1955 in Camden, New Jersey.

**STILL'S CHIEFS STATISTICS**

G-S	Tackles			Sacks		
	Solos	Asst.	Total	No.	Yds	FR
136-136	699	293	992	73.0	517.0	11

Lloyd Burruss, Safety, 1981-91**Inducted 1999**

The first Chief to ever be the Mack Lee Hill Award winner ('81), the team's MVP ('85) and a member of the Chiefs Hall of Fame ... Was one of the premier strong safeties in the NFL throughout the '80s ... Played in 145 regular season games (103 starts) ... During that decade, he averaged 63 tackles per season, while recording 20 interceptions and scored five touchdowns ... Gained league-wide recognition in '86 with his only Pro Bowl berth ... Was Kansas City's starting strong safety from '81-88 ... Returned four of his 22 interceptions for a touchdown ... Only Bobby Bell (six), Emmitt Thomas (five) and Jim Kearney (five) have returned more interceptions for scores in Kansas City history ... Owns team record for interception return yardage (115) in a game ... Is co-holder of NFL and team records for interceptions returned for a touchdown in a game with two (KC's Jim Kearney and 19 others share the league mark) ... Extremely productive player produced 628 tackles, 22 interceptions, seven fumble recoveries and 3.5 sacks ... Was a four-year starter at the University of Maryland ... Born October 31, 1957 in Charlottesville, Virginia.

BURRUSS' CHIEFS STATISTICS

G-S	Interceptions					Tackles			Sacks		
	No.	Yds.	Avg.	LG	TD	Solos	Asst.	Total	No.	Yds.	FR
145-103	22	509	23.1	83	4	429	199	628	3.5	21.0	7

Christian Okoye, Running Back, 1987-92**Inducted 2000**

Unquestionably the most powerful runner ever to wear the Red and Gold ... Nicknamed "The Nigerian Nightmare" ... Doled out plenty of punishment during his six seasons with Kansas City and powered his way to the most rushing yards (4,897) in Chiefs history ... Also holds team records for career rushing attempts (1,246), attempts in a season (370 in '89) and attempts in a game (38) ... Is second in team annals with 14 career 100-yard games ... Racked up those numbers in just 79 games (65 starts) ... Became just the second Chief ever to lead the league in rushing, gaining an NFL-best 1,480 yards in '89 ... His 40 career rushing TDs are just four shy of Marcus Allen's team record, as well ... Just the second Chiefs player ever to earn the club's Mack Lee Hill Award ('87), team MVP honors ('89) and be enshrined in the Chiefs Hall of Fame ... Was a Pro Bowl pick following the '89 and '91 seasons ... Originally came to the United States in '82 to compete in track and field at Azusa Pacific ... Joined the Azusa football squad in '84 and after just three seasons of organized football was a second-round draft choice of Kansas City in '87 ... Enshrined in the Missouri Sports Hall of Fame in 2003 ... The name Okoye in Nigerian means "Blessed on Sundays" ... Born August 16, 1961 in Enugu, Nigeria.

**OKOYE'S CHIEFS STATISTICS**

G-S	Rushing					Receiving				
	No.	Yds.	Avg.	LG	TD	No.	Yds.	Avg.	LG	TD
79-65	1,246	4,897	3.9	59	40	42	294	7.0	22	0



Inducted 2001

Pass rusher extraordinaire spent 11 glorious seasons in a Kansas City uniform ... Served as the heart and soul of the Chiefs franchise during that span ... Known simply as "D.T." ... Was not only a bona fide star in terms of his contributions on the field, but also illuminated countless lives through his charitable efforts ... Received the '93 NFL Man of the Year Award, the '95 Byron "Whizzer" White Award and was named former President George Bush's "832nd Point of Light" ... On the field, was one of the most dominant defensive players of his day thanks to his patented sack-and-strip maneuver ... Established Chiefs career records for sacks (126.5), safeties (3), fumble recoveries (18) and forced fumbles (45) ... His 126.5 sacks were the fourth-highest total ever by a linebacker at the time of his death ... Produced a club-record 20.0 sacks in '90, including an NFL-record 7.0 sacks in a single game ... The only player in Chiefs history to see action in three different decades with his final contest coming on January 2, 2000 ... Saw duty in 169 games (157 starts) and owns a share of another franchise mark with 10 career playoff appearances ... Won the Mack Lee Hill Award as a rookie in '89 ... Produced nine consecutive Pro Bowl berths following the '89-97 seasons, the most of any player in Chiefs history ... Was the initial two-time winner ('91, '94) of the club's MVP trophy which now bears his name ... Born January 1, 1967 in Miami, Florida and died on February 8, 2000 in Miami, Florida following a serious auto accident on January 23, 2000 in Kansas City, Missouri.

THOMAS' CHIEFS STATISTICS

G-S	Tackles			Fumbles		Sacks		INTs		Passes	QB
	Solos	Asst.	Total	Rec.	For.	No.	Yds.	No.	Yds.	Defensed	Pressures
169-158	558	170	728	19	45	126.5	948.5	1	20	34	444

Inducted 2002

Monumental Minnesotan anchored Kansas City's offensive line for 13 seasons from his left tackle post ... The stoic standard-bearer by which all future Kansas City left tackles will be judged ... Played a prodigious part in the resurgence of the Chiefs franchise in the '90s ... Jim Tyrer (180) was the only offensive lineman in team history to play in more games than Alt (179) ... Started 149 of those games and owns a share of a franchise record by making 10 career playoff appearances, including the '93 AFC Championship Game ... Earned back-to-back Pro Bowl trips following the '92 and '93 seasons ... An All-Pro pick in '90-91 ... A prolific pass protector, also helped Kansas City perennially produce some of the best rushing numbers in the '90s ... The Chiefs led the NFL in rushing for the first time in team history in '95 and produced five top 10 finishes during his tenure ... Wore jersey number 76 ... Was a first round draft choice out of Iowa in '84, the third offensive lineman selected overall ... Born May 30, 1962 in Stuttgart, Germany.



Inducted 2003

The all-time leading tackler in Chiefs history with 999 career stops ... Played his inside linebacker post with tenacity and toughness for nine stellar seasons ... Led the club in tackles for four straight years ('78-81) and posted five 100-tackle campaigns ... His single-season record of 157 tackles in '79 stood until 2002 ... Played in 124 regular season contests (108 starts), averaging an impressive 8.1 tackles per game ... Accumulated 9.5 sacks, nine fumble recoveries and scored two TDs ... Was voted the Miller/NFL "Man of the Year" in '83 and O'Grady's "Crunchman of the Year" in '84 ... Helped guide the club to its first playoff berth in 15 years in '86 ... Joined the Chiefs as a third-round draft choice in '78 ... Was the first-ever consensus All-America performer at Kansas State and is enshrined in the College Football Hall of Fame ... Wore number 59 ... Born January 9, 1956 in Satanta, Kansas, making him the only native-born Kansan in the Chiefs Hall of Fame ... Has served as a member of the Chiefs front office since '89.

SPANI'S CHIEFS STATISTICS

G-S	Tackles			Sacks		Interceptions					FR
	Solos	Asst.	Total	No.	Yds.	No.	Yds.	Avg.	LG	TDs	
124-108	669	330	999	9.5	76.5	2	71	35.5	47	1	9

PRO BOWL SELECTIONS

AFL ALL-STAR GAME

Note: Year indicated is year game was played, honoring the previous season.

1961	Buck Buchanan, DT
	Sherrill Headrick, LB
	E. J. Holub, LB
	Frank Jackson, WR
1962	Jerry Mays, DE
	Johnny Robinson, S
	Jim Tyrer, T
1967	Bobby Bell, LB
	Buck Buchanan, DT
	Ed Budde, G
	Len Dawson, QB
	Mike Garrett, RB
	Sherrill Headrick, LB
	E. J. Holub, LB
	Jerry Mays, DE
	Curtis McClinton, RB
	Johnny Robinson, S
	Otis Taylor, WR
	Jim Tyrer, T
1968	Fred Arbanas, TE
	Bobby Bell, LB
	Buck Buchanan, DT
	Ed Budde, G
	Len Dawson, QB
	Mike Garrett, RB
	Jerry Mays, DE
	Curtis McClinton, RB
	Johnny Robinson, S
1969	Bobby Bell, LB
	Buck Buchanan, DT
	Ed Budde, G
	Len Dawson, QB*
	Willie Lanier, LB
	Jim Lynch, LB
	Jerry Mays, DE
	Johnny Robinson, S
	Jan Stenerud, K
	Emmitt Thomas, CB
	Jim Tyrer, T
1970	Bobby Bell, LB
	Buck Buchanan, DT
	Ed Budde, G
	Curley Culp, DT
	Len Dawson, QB
	Robert Holmes, RB
	Willie Lanier, LB
	Mike Livingston, QB
	Jim Marsalis, CB
	Jan Stenerud, K
	Jim Tyrer, T
1966	
	Fred Arbanas, TE
	Bobby Bell, LB

AFC-NFC PRO BOWL GAME

1971	Bobby Bell, LB	1983	Gary Barbaro, S	Neil Smith, DE
	Buck Buchanan, DT		Art Still, DE	Derrick Thomas, LB
	Ed Budde, G		Gary Green, CB	1995
	Willie Lanier, MLB		Carlos Carson, WR	Dale Carter, CB
	Jim Marsalis, CB	1984	Deron Cherry, S	Neil Smith, DE
	Jerry Mays, DE		Gary Green, CB	Derrick Thomas, LB
	Johnny Robinson, S		Bill Kenney, QB	1996
	Jan Stenerud, K	1985	Deron Cherry, S	Kimble Anders, FB
	Jim Tyrer, T		Art Still, DE	Steve Bono, QB
	Jerrel Wilson, P		Dale Carter, CB	Dan Saleaumua, DT
1972	Bobby Bell, LB	1986	Deron Cherry, S	Will Shields, G
	Buck Buchanan, DT		Lloyd Burruss, S	Neil Smith, DE
	Ed Budde, G	1987	Deron Cherry, S	Derrick Thomas, LB
	Len Dawson, QB		Bill Maas, DT	1997
	Willie Lanier, MLB**		Carlos Carson, WR	Kimble Anders, FB
	Jan Stenerud, K*	1988	Deron Cherry, S	Dale Carter, CB
	Otis Taylor, WR		Albert Lewis, CB	Will Shields, G
	Emmitt Thomas, CB		Bill Maas, DT	Derrick Thomas, LB
	Jim Tyrer, T	1989	Deron Cherry, S	Kimble Anders, FB
	Jerrel Wilson, P		Dino Hackett, LB	Dale Carter, CB
1973	Bobby Bell, LB		Albert Lewis, CB	James Hasty, CB
	Willie Lanier, MLB		Kevin Ross, CB	Andre Rison, WR
	Otis Taylor, WR	1990	Christian Okoye, RB	Will Shields, G
	Emmitt Thomas, CB		Kevin Ross, CB	Derrick Thomas, LB
	Jerrel Wilson, P		Derrick Thomas, LB	1999
1974	Willie Lanier, MLB		Albert Lewis, CB	Will Shields, G
	Jack Rudnay, C	1991	Nick Lowery, K	Will Shields, G
1975	Willie Lanier, MLB		Kevin Ross, CB	2000
	Jack Rudnay, C		Derrick Thomas, LB	Tony Gonzalez, TE
	Emmitt Thomas, CB	1992	Christian Okoye, RB	Tim Grunhard, C
1976	Willie Lanier, MLB		Neil Smith, DE	James Hasty, CB
	Jack Rudnay, C		Derrick Thomas, LB	Will Shields, G
	Jan Stenerud, K	1993	John Alt, T	2001
	Emmitt Thomas, CB		Nick Lowery, K	Tony Gonzalez, TE
1977	Jack Rudnay, C		Neil Smith, DE	Elvis Grbac, QB
	Bob Grupp, P	1994	Derrick Thomas, LB	Will Shields, G
1980	Gary Barbaro, S		John Alt, T	2002
	J.T. Smith, KR		Joe Montana, QB	Tony Gonzalez, TE
1981	Art Still, DE			Dante Hall, KR
	Gary Barbaro, S			Priest Holmes, RB
	Joe Delaney, RB			Willie Roaf, T
	Gary Green, CB			Will Shields, G
	Nick Lowery, K			
	Art Still, DE			

HONORS

KEY

- † Player of the Game
- * Outstanding Offensive Player
- ** Outstanding Defensive Player

ALL-TIME HONORS

NATIONAL HONORS

NFL Man of the Year

1972 Willie Lanier 1973 Len Dawson
1993 Derrick Thomas

Coach of the Year

1968 AFL Hank Stram (UPI, PFW)
1997 NFL Marly Schottenheimer (USA)

AFL Player of the Year

1960 Abner Haynes (UPI, TSN)
1962 Len Dawson (TSN)

Offensive Player of the Year

1971 NFL Otis Taylor (PFW)
2002 NFL Priest Holmes (AP, SI)

Rookie of the Year

1962 AFL Curtis McClinton (UPI, TSN)
1981 AFC Joe Delaney (UPI)
1992 NFL Dale Carter (FW)
AFC Dale Carter (UPI)

Defensive Rookie of the Year

1969 AFL Jim Marsalis (PFW)
1984 NFL Bill Maas (AP)
1989 NFL Derrick Thomas (AP, PFW)
1992 NFL Dale Carter (AP, PFW)

101 AFL/AFC Coach of the Year

1969 AFL Hank Stram
1995 AFC Marty Schottenheimer
1997 AFC Marty Schottenheimer

101 AFL/AFC Defensive Player of the Year

1969 Bobby Bell 1971 Willie Lanier
1986 Deron Cherry 1991 Derrick Thomas

101 AFC Offensive Player of the Year

1989 Christian Okoye

PFW Golden Toe Award

1979 Bob Grupp
1990 Nick Lowery
1997 Pete Stoyanovich

Comeback Player of the Year

1990 Barry Word (PFW)
1993 Marcus Allen (PFW)

All-Rookie Teams

1974 OT Charlie Getty (FW)
1977 CB Gary Green (FW)
1984 CB Kevin Ross (FW)
1986 OLB Tim Cofield (FW)
ILB Dino Hackett (UPI)
OT Brian Jozwiak (FW, UPI)
1987 RB Christian Okoye (FW)
1989 LB Derrick Thomas (FW, UPI)
1990 P Bryan Barker (UPI)
C Tim Grunhard (FW, UPI)
ILB Percy Snow (FW, UPI)
G Dave Szott (FW, UPI)
1992 CB/PR Dale Carter (FW)
1993 G Will Shields (FW)
1995 PR/KR Tamarick Vanover (FW)
1997 TE Tony Gonzalez (PFW, FW)
2000 CB Pat Dennis (PFW)
WR Sylvester Morris (PFW, FN)
S Greg Wesley (PFW, FN, FD)
2002 LB Scott Fujita (PFW)

PFW Humanitarian of the Year

1999 Will Shields

NFL 75th Anniversary Team

LB Willie Lanier K Jan Stenerud

Super Bowl Silver Anniversary Team

K Jan Stenerud

AFC PLAYER OF THE WEEK HONOREES

(1984-02)

OFFENSE

Year	Player	Week #
1984	WR Henry Marshall	15
1985	WR Stephone Paige	16
1988	QB Steve DeBerg	3
1989	RB Christian Okoye	5
1991	QB Steve DeBerg	9
	WR J.J. Birden	17
1992	QB Dave Krieg	6
1993	QB Joe Montana	1
	QB Joe Montana	7
	QB Joe Montana	13
	QB Joe Montana	Div. Playoffs
1994	QB Joe Montana	2
	QB Joe Montana	7
	RB Marcus Allen	17
1995	QB Steve Bono	1
1996	RB Marcus Allen	3
1997	QB Elvis Grbac	2
2000	QB Elvis Grbac	3
2001	RB Priest Holmes	3
	RB Priest Holmes	13
2002	QB Trent Green	4
	RB Priest Holmes	5

DEFENSE

Year	Player	Week #
1984	DE Mike Bell	2
1985	LB Gary Spani	2
	S Deron Cherry	4
1986	DE Art Still	3
	SS Lloyd Burruss	7
	DE Art Still	14
	FS Deron Cherry	15
1988	CB Albert Lewis	11
1989	LB Derrick Thomas	2
	DE Leonard Griffin	12
1990	CB Kevin Ross	3
	DE Bill Maas	6
	CB Albert Lewis	9
	LB Derrick Thomas	10
1991	CB Albert Lewis	1
	LB Derrick Thomas	6
	LB Derrick Thomas	11
	LB Tracy Simien	14
	S Deron Cherry	Wild Card Playoffs
1992	LB Derrick Thomas	10
1993	DE Neil Smith	5
	DT Dan Saleaumua	10
1994	LB Derrick Thomas	2
	DE Neil Smith	16
1995	S Brian Washington	14
1996	LB Derrick Thomas	2
	S Mark Collins	2
1997	S Jerome Woods	5
	LB Anthony Davis	10
1998	LB Derrick Thomas	1
1999	CB James Hasty	7
	CB Cris Dishman	12
	LB Donnie Edwards	15
2002	LB Mike Maslowski	8

SPECIAL TEAMS

Year	Player	Week #
1998	K Pete Stoyanovich	3
1997	WR Tamarick Vanover	3
	WR Tamarick Vanover	12
	K Pete Stoyanovich	16
	KR Tamarick Vanover	17
1995	WR Tamarick Vanover	1
	WR Tamarick Vanover	8
	WR Tamarick Vanover	17
	P Louie Aguiar	5
2002	WR Dante Hall	14
	K Michael Husted	16

Players By Times Honored

8	Derrick Thomas	Cris Dishman
6	Joe Montana	Donnie Edwards
	Tamarick Vanover	Trent Green
3	Deron Cherry	Dante Hall
	Priest Holmes	James Hasty
	Albert Lewis	Michael Husted
2	Marcus Allen	Dave Krieg
	Steve DeBerg	Bill Maas
	Elvis Grbac	Henry Marshall
	Art Still	Mike Maslowski
	Neil Smith	Christian Okoye
	Pete Stoyanovich	Stephone Paige
1	Louie Aguiar	Kevin Ross
	Mike Bell	Dan Saleaumua
	J.J. Birden	Tracy Simien
	Steve Bono	Gary Spani
	Lloyd Burruss	Brian Washington
	Mark Collins	Jerome Woods
	Anthony Davis	

AFC PLAYER OF THE MONTH HONOREES (1990-02)

OFFENSE

Year	Player	Month
1991	RB Christian Okoye	October
	RB Barry Word	December
1990	QB Steve DeBerg	September
2002	RB Priest Holmes	October

DEFENSE

Year	Player	Month
1997	S Jerome Woods	November
	LB Derrick Thomas	December
1995	CB James Hasty	September
	DE Neil Smith	October
1991	DE Neil Smith	September
1990	LB Derrick Thomas	November

SPECIAL TEAMS

Year	Player	Month
1997	K Pete Stoyanovich	December
1995	WR Tamarick Vanover	October
	WR Tamarick Vanover	December

Players By Times Honored

2	Neil Smith	1	James Hasty
	Derrick Thomas		Priest Holmes
	Tamarick Vanover		Pete Stoyanovich
			Jerome Woods

YEAR	PLAYER	POS.	ALL-AFL			
			AP	UPI	TSN	NEA
1960	John Bookman	DB	--	1st	--	--
	Mel Branch	DE	1st	1st	1st	1st
	Abner Haynes	RB	1st	1st	1st	1st
	Jerry Cornelison	T	--	2nd	--	--
	Sherrill Headrick	MLB	1st	2nd	1st	1st
	Bill Krisher	G	1st	2nd	1st	1st
	Paul Miller	DE	1st	--	2nd	2nd
	David Webster	DB	--	--	2nd	--
1961	Abner Haynes	RB	1st	1st	1st	1st
	Jerry Cornelison	T	--	2nd	1st	1st
	Sherrill Headrick	MLB	1st	1st	1st	1st
	E.J. Holub	OLB	--	2nd	2nd	2nd
	Bill Krisher	G	--	2nd	--	--
	David Webster	DB	1st	--	1st	--
1962	Fred Arbanas	TE	2nd	2nd	--	--
	Mel Branch	DE	2nd	2nd	1st	1st
	Chris Burford	E	1st	1st	1st	1st
	Len Dawson	QB	1st	1st	1st	1st
	Abner Haynes	RB	1st	1st	1st	1st
	Sherrill Headrick	MLB	1st	1st	1st	1st
	E.J. Holub	OLB	1st	1st	1st	1st
	Bobby Hunt	DB	1st	1st	--	--
	Jerry Mays	DT	2nd	2nd	1st	1st
	Curtis McClinton	RB	--	2nd	--	--
	Jim Tyrer	T	--	--	1st	--
			AP	UPI	TSN	NEA
1963	Fred Arbanas	TE	1st	1st	1st	--
	Mel Branch	DE	2nd	2nd	--	--
	Dave Grayson	DB	--	--	1st	--
	Jerry Mays	DT	2nd	2nd	--	--
	Johnny Robinson	S	--	2nd	--	--
	Jim Tyrer	T	2nd	2nd	1st	1st
1964	Fred Arbanas	TE	1st	1st	1st	1st
	Bobby Bell	OLB	2nd	1st	--	2nd
	Buck Buchanan	DT	2nd	2nd	--	2nd
	Len Dawson	QB	2nd	2nd	--	2nd
	Dave Grayson	DB	1st	2nd	1st	2nd
	Abner Haynes	RB	2nd	--	--	--
	Sherrill Headrick	MLB	2nd	--	--	--
	E.J. Holub	OLB	--	--	--	2nd
	Bobby Hunt	DB	2nd	--	--	--
	Jerry Mays	DT	2nd	--	1st	2nd
	Jim Tyrer	T	2nd	2nd	1st	2nd
1965	Fred Arbanas	TE	2nd	--	--	2nd
	Bobby Bell	OLB	1st	1st	1st	1st
	Buck Buchanan	DT	2nd	2nd	--	2nd
	Len Dawson	NEA	--	--	--	2nd
	Mack Lee Hill	RB	--	2nd	--	--
	E.J. Holub	OLB	--	2nd	--	--
	Jerry Mays	DE	1st	2nd	1st	1st
	Curtis McClinton	RB	2nd	--	--	--
	Johnny Robinson	S	1st	2nd	1st	2nd
	Jim Tyrer	T	1st	1st	1st	1st
	Fred Williamson	CB	--	1st	--	--
1966	Fred Arbanas	TE	1st	1st	1st	1st
	Bobby Bell	OLB	1st	1st	1st	1st
	Buck Buchanan	DT	1st	1st	1st	2nd
	Ed Budde	G	1st	--	2nd	2nd
	Len Dawson	QB	1st	1st	1st	1st
	Sherrill Headrick	MLB	2nd	--	--	2nd
	E.J. Holub	OLB	2nd	2nd	1st	--
	Bobby Hunt	DB	2nd	--	2nd	2nd
	Jerry Mays	DE	1st	1st	1st	1st
	Johnny Robinson	S	1st	1st	1st	1st
	Otis Taylor	WR	1st	1st	2nd	1st
	Jim Tyrer	T	1st	1st	1st	1st
	Jerrel Wilson	P	--	--	2nd	--
1967	Fred Arbanas	TE	2nd	2nd	--	1st
	Bobby Bell	OLB	1st	1st	1st	2nd
	Buck Buchanan	DT	1st	1st	1st	1st
	Ed Budde	G	2nd	--	--	2nd
	Mike Garrett	RB	1st	1st	1st	1st
	Jerry Mays	DE	2nd	--	1st	--
	Johnny Robinson	S	1st	1st	2nd	1st
	Jan Stenerud	K	--	--	2nd	--
	Otis Taylor	WR	--	--	2nd	--
	Jim Tyrer	T	1st	2nd	1st	2nd

HONORS

YEAR	PLAYER	POS.	ALL-PRO				ALL-AFL			
			FW	PFW	AP	UPI	TSN	PFW	NEA	
1968	Bobby Bell	OLB	--	--	1st	1st	1st	--	1st	
	Buck Buchanan	DT	2nd	--	1st	1st	2nd	--	1st	
	Ed Budde	G	--	--	2nd	2nd	2nd	--	2nd	
	Len Dawson	QB	--	--	2nd	2nd	--	--	--	
	Robert Holmes	RB	--	--	2nd	2nd	2nd	--	2nd	
	Willie Lanier	MLB	--	--	1st	--	2nd	--	1st	
	Jim Lynch	OLB	--	--	2nd	2nd	--	--	2nd	
	Jerry Mays	DE	--	--	2nd	2nd	1st	--	2nd	
	Johnny Robinson	S	--	1st	1st	1st	1st	1st	1st	
	Jan Stenerud	K	2nd	--	--	--	1st	--	--	
	Jim Tyrer	T	--	--	1st	1st	2nd	1st	1st	
	Jerrel Wilson	P	2nd	--	--	--	1st	1st	--	
	1969	Bobby Bell	OLB	1st	1st	1st	1st	1st	1st	1st
		Buck Buchanan	DT	--	1st	1st	1st	1st	1st	2nd
Ed Budde		G	2nd	--	1st	2nd	1st	1st	1st	
Aaron Brown		DE	--	--	--	--	2nd	--	--	
Dave Hill		G	--	--	--	--	2nd	--	--	
E.J. Holub		C	--	--	2nd	--	--	--	--	
Willie Lanier		MLB	--	--	--	2nd	2nd	1st	2nd	
Jim Lynch		LB	--	--	2nd	2nd	--	--	2nd	
Jerry Mays		DE	--	--	2nd	--	2nd	--	--	
Mo Moorman		G	--	--	2nd	--	2nd	--	--	
Johnny Robinson		S	--	--	1st	1st	1st	1st	1st	
Jan Stenerud		K	2nd	--	--	--	1st	--	--	
Emmitt Thomas		CB	--	--	--	--	2nd	--	--	
Jim Tyrer		T	1st	1st	1st	1st	1st	1st	1st	
1970	Bobby Bell	OLB	1st	1st	1st	1st	1st	1st	1st	
	Aaron Brown	DE	--	--	--	1st	--	--	--	
	Buck Buchanan	DT	--	--	--	1st	2nd	--	--	
	Ed Budde	G	--	--	--	--	1st	1st	--	
	Jim Tyrer	T	1st	1st	1st	1st	1st	1st	1st	
	Willie Lanier	MLB	--	2nd	--	2nd	1st	1st	1st	
	Jim Marsalis	CB	1st	2nd	1st	--	1st	1st	1st	
	Jerry Mays	DT	--	--	--	--	2nd	--	--	
	Ed Podolak	RB	1st	--	--	--	2nd	--	--	
	Johnny Robinson	S	1st	1st	1st	1st	1st	1st	1st	
	Jan Stenerud	K	1st	1st	--	1st	--	1st	--	
	Emmitt Thomas	CB	--	--	--	--	2nd	--	--	
	1971	Bobby Bell	OLB	--	2nd	1st	2nd	1st	1st	1st
		Aaron Brown	DE	--	--	--	1st	2nd	--	--
Buck Buchanan		DT	--	--	2nd	--	2nd	--	1st	
Ed Budde		G	--	--	--	--	2nd	--	--	
Curley Culp		DT	--	2nd	--	--	--	--	--	
Len Dawson		QB	--	--	--	--	2nd	--	--	
Willie Lanier		LB	1st	1st	1st	1st	1st	1st	1st	
Jim Marsalis		CB	--	--	--	--	1st	1st	--	
Johnny Robinson		S	--	--	--	--	--	1st	--	
Jan Stenerud		K	--	1st	--	--	--	--	--	
Otis Taylor		WR	1st	1st	1st	1st	1st	1st	1st	
Emmitt Thomas		CB	--	2nd	--	--	1st	2nd	--	
Jim Tyrer		T	--	2nd	1st	2nd	1st	1st	1st	
Jerrel Wilson		P	--	1st	--	--	--	--	1st	
1972	Bobby Bell	LB	--	--	--	--	--	1st	--	
	Willie Lanier	LB	--	--	1st	2nd	--	1st	1st	
	Otis Taylor	WR	--	1st	--	--	1st	--	--	
	Emmitt Thomas	CB	--	--	--	--	2nd	--	--	
Jerrel Wilson	P	--	1st	--	2nd	--	--	1st		
1973	Willie Lanier	MLB	1st	2nd	--	1st	1st	1st	1st	
	Jack Rudnay	C	--	--	2nd	1st	2nd	--	--	
	Jerrel Wilson	P	--	2nd	--	2nd	--	--	--	
1974	Willie Lanier	MLB	2nd	2nd	--	1st	1st	1st	1st	
	Jack Rudnay	C	--	--	2nd	1st	2nd	--	--	
	Emmitt Thomas	CB	1st	1st	--	2nd	1st	1st	1st	
	Jan Stenerud	K	--	--	--	1st	--	--	--	
Jerrel Wilson	P	--	--	2nd	--	2nd	--	--		
1975	Willie Lanier	MLB	--	2nd	--	1st	--	2nd	--	
	Jack Rudnay	C	--	--	2nd	--	--	--	--	
	Jan Stenerud	K	2nd	2nd	--	2nd	1st	1st	1st	
	Emmitt Thomas	CB	2nd	--	--	1st	--	1st	1st	
Jerrel Wilson	P	--	--	--	2nd	--	--	--		
1976	Jan Stenerud	K	--	--	2nd	1st	--	--	--	
	None									
1977	None									
1978	None									

HONORS

YEAR	PLAYER	POS.	AP	FW	NEA	TSN	PFW	SI	USA	UPI	TSN	PFW
1979	Bob Grupp	P	--	1st	1st	1st	1st			1st	1st	1st
	Jack Rudny	C	--	--	--	2nd	--			--	--	--
	Art Still	DE	--	--	--	--	--			2nd	--	--
1980	Gary Barbaro	S	2nd	--	2nd	--	--				1st	1st
	J.T. Smith	PR	1st	--	1st	1st	1st			--	--	1st
	Art Still	DE	2nd	1st	1st	1st	1st				1st	1st
ALL-PRO												
ALL-AFC												
1981	Gary Barbaro	S	--	1st	1st	--	--			UPI	UPI	PFW
	Joe Delaney	RB	--	--	--	--	--				1st	1st
	Gary Green	CB	--	--	2nd	--	--				1st	1st
	Eric Harris	CB	--	--	--	--	--				2nd	--
	Nick Lowery	K	2nd	--	1st	--	--				1st	1st
	J.T. Smith	PR	--	--	--	--	--				--	1st
1982	Gary Barbaro	S	--	--	1st	--	--				1st	*
	Gary Green	CB	--	--	--	--	--				2nd	*
	Art Still	DE	--	--	--	--	--				2nd	*
	Nick Lowery	K	--	--	--	--	--				2nd	*
1983	Carlos Carson	WR	--	--	--	--	--				1st	--
	Deron Cherry	S	2nd	--	--	--	--	1st			1st	1st
	Gary Green	CB	--	1st	1st	--	--				1st	--
1984	Jim Arnold	P	2nd	--	--	--	--				--	--
	Deron Cherry	S	1st	--	2nd	--	--				1st	--
	Gary Green	CB	--	--	2nd	--	--				--	--
	Art Still	DE	2nd	--	--	--	--				2nd	--
1985	Deron Cherry	S	2nd	--	2nd	--	**				1st	**
	Nick Lowery	K	1st	--	1st	--	**				2nd	**
1986	Lloyd Burruss	S	--	--	--	--	--				1st	--
	Deron Cherry	S	1st	--	2nd	1st	--	1st			1st	1st
	Albert Lewis	CB	--	--	2nd	--	--				2nd	--
	Nick Lowery	K	--	--	--	--	--				2nd	--
	Bill Maas	DT	2nd	--	--	--	1st				--	1st
	Art Still	DE	--	--	--	--	--				1st	--
1987	Carlos Carson	WR	--	--	--	--	--				2nd	--
	Deron Cherry	S	--	--	--	--	--				2nd	--
	Albert Lewis	CB	--	--	--	--	--	1st			2nd	--
	Bill Maas	DT	--	--	2nd	--	1st				1st	1st
	Paul Palmer	KR	--	--	--	--	--				--	1st
AP FW NEA TSN PFW SI USA UPI PFW												
1988	Lloyd Burruss	S	--	--	--	--	--				2nd	--
	Deron Cherry	S	1st	1st	2nd	1st	1st				1st	1st
	Dino Hackett	ILB	--	--	--	--	--				2nd	--
	Albert Lewis	CB	--	--	--	--	--				1st	1st
	Nick Lowery	K	--	--	1st	--	--	1st			2nd	--
1989	Deron Cherry	S	--	--	--	--	--				2nd	--
	Albert Lewis	CB	1st	1st	1st	1st	1st				1st	1st
	Christian Okoye	RB	1st	1st	1st	1st	1st				1st	1st
	Dan Saleaumua	DT	--	--	--	--	--	1st			--	--
	Derrick Thomas	OLB	--	--	--	--	--	1st			1st	1st
	Kevin Ross	S	--	--	--	--	--		2nd		--	--
1990	John Alt	T	2nd	--	--	1st	--	1st			1st	--
	Albert Lewis	CB	1st	1st	1st	1st	--	1st	1st		1st	1st
	Nick Lowery	K	1st	1st	1st	1st	1st				1st	1st
	Kevin Ross	S	2nd	--	--	--	--				2nd	--
	Dan Saleaumua	DT	--	--	2nd	--	1st	1st			--	1st
	Derrick Thomas	OLB	1st	1st	1st	1st	1st		1st		1st	1st
1991	John Alt	T	--	--	--	--	--	1st			1st	--
	Derrick Thomas	LB	1st	--	2nd	1st	1st				1st	1st
	Christian Okoye	RB	--	--	2nd	--	--				--	1st
1992	Derrick Thomas	LB	--	--	1st	1st	--	--			1st	1st
	Neil Smith	DE	--	--	2nd	--	--				--	--
	Nick Lowery	K	--	--	--	--	--	1st	1st		--	--
1993	Marcus Allen	RB	--	--	--	--	--				1st	1st
	Neil Smith	DE	1st	1st	1st	--	1st				1st	1st
	Derrick Thomas	LB	2nd	--	--	--	--				1st	--
AP FW TSN PFW SI USA UPI FW												
1994	Dale Carter	CB	--	--	--	--	--				2nd	--
	Neil Smith	DE	--	--	--	--	--				2nd	--
	Derrick Thomas	LB	2nd	--	--	--	--				1st	--
1995	Louie Aguiar	P	2nd	--	--	--	--				2nd	--
	Dale Carter	CB	2nd	--	--	--	--	1st			1st	1st
	Dan Saleaumua	DT	--	--	--	--	1st				--	1st
	Will Shields	G	--	--	--	--	--	1st			--	--
	Neil Smith	DE	2nd	--	--	--	--				1st	1st
	Dave Szott	G	--	--	--	--	--				2nd	--
	Derrick Thomas	LB	--	--	--	--	--				2nd	--
	Tamarick Vanover	KR	--	--	--	--	1st				--	--

YEAR	PLAYER	POS.	ALL-PRO					ALL-AFC			
			AP	PFW	TSN	SI	USA	UPI	PFW		
1996	Dale Carter	CB	2nd	--	1st	--	--	1st	1st		
	Mark Collins	CB	--	--	--	--	--	2nd	--		
	Will Shields	G	--	--	--	--	--	2nd	1st		
	Derrick Thomas	LB	2nd	--	--	--	1st	1st	1st		
	Tamarick Vanover	KR	--	--	--	--	--	--	1st		
			AP	PFW	TSN	SI	USA		PFW		
1997	Dale Carter	CB	--	--	--	--	--	--	1st		
	James Hasty	CB	--	--	--	--	--	--	1st		
	Pete Stoyanovich	K	--	1st	--	1st	1st	--	--		
	Dave Szott	G	1st	1st	--	--	--	--	1st		
	Tamarick Vanover	KR	--	--	--	--	1st	--	1st		
1998	None										
1999	Tony Gonzalez	TE	1st	1st	1st	1st	1st	--	1st		
	James Hasty	CB	--	--	--	--	1st	--	--		
	Tony Richardson	FB	--	--	--	1st	--	--	--		
	Will Shields	G	--	--	1st	--	--	--	--		
			AP	PFW	TSN	SI	USA	FD	CPF	FN	PFW
2000	Tony Gonzalez	TE	1st	1st	1st	1st	1st	1st	1st	1st	1st
	Eric Hicks	DE	--	--	--	--	--	2nd	--	--	--
	Mike Maslowski	SPT	--	--	--	1st	--	--	--	--	--
	Tony Richardson	FB	--	--	--	1st	--	--	--	--	--
			AP	PFW	TSN	SI	FD	CPF	FN	PFW	
2001	Tony Gonzalez	TE	1st	1st	1st	1st	1st	--	--	1st	1st
	Priest Holmes	RB	1st	--	--	--	2nd	1st	--	1st	1st
	Will Shields	G	--	--	--	--	--	2nd	--	1st	1st
			AP	PFW	TSN	SI	FD	CPF	FN	PFW	
2002	Tony Gonzalez	TE	2nd	1st	1st	--	2nd	--	--	--	1st
	Dante Hall	KR	2nd	--	--	--	2nd	1st	--	--	--
	Priest Holmes	RB	1st	1st	1st	1st	1st	1st	--	--	1st
	Tony Richardson	FB	--	--	--	--	2nd	--	--	--	--
	Willie Roaf	T	2nd	--	--	1st	1st	1st	--	--	--
	Will Shields	G	1st	1st	1st	--	1st	1st	--	--	1st
	Casey Wiegmann	C	--	--	--	1st	--	--	--	--	--

Reference: First or second-team All-Pro or All-Conference honors as selected by the following organizations: (AP) Associated Press, (UPI) United Press International, (NEA) Newspaper Enterprise Association, (TSN) The Sporting News, (PFW) Pro Football Weekly, (FW) Pro Football Writers of America, (USA) USA Today - Gordon Forbes, (SI) Sports Illustrated - Paul Zimmerman, (FD) Football Digest, (FN) Football News, (CPF) College and Pro Football Newsweekly.

Notes: The Sporting News All-AFL Team was selected by the players in 1960, '62-66 and by the coaches in '61. Pro Football Weekly's selections have been made by the Pro Football Writers of America since '96.

*No team named due to 1982 NFLPA Strike. **No team named in 1985.

HONORS

ALL-TIME AFL TEAM, 1960-69

OFFENSE

Lance Alworth, San Diego Chargers Wide Receiver
 Don Maynard, New York Jets Wide Receiver
Fred Arbanas, Kansas City Chiefs Tight End
 Ron Mix, San Diego Chargers Tackle
Jim Tyrer, Kansas City Chiefs Tackle
Ed Budde, Kansas City Chiefs Guard
 Billy Shaw, Buffalo Bills Guard
 Jim Otto, Oakland Raiders Center
 Joe Namath, New York Jets Quarterback
 Clem Daniels, Oakland Raiders Running Back
 Paul Lowe, San Diego Chargers Running Back

(Chosen by AFL Members of the Hall of Fame Selection Committee)

DEFENSE

Jerry Mays, Kansas City Chiefs End
 Gerry Philbin, New York Jets End
 Houston Antwine, Boston Patriots Tackle
 Tom Sestak, Buffalo Bills Tackle
Bobby Bell, Kansas City Chiefs Linebacker
 George Webster, Houston Oilers Linebacker
 Nick Buoniconti, Boston Patriots M-Linebacker
 Willie Brown, Oakland Raiders Cornerback
 Dave Grayson, Oakland Raiders Cornerback
Johnny Robinson, Kansas City Chiefs Safety
 George Saines, Buffalo Bills Safety

SPECIALISTS

George Blanda, Oakland Raiders Kicker
 Jerrel Wilson, Kansas City Chiefs Punter

HEISMAN TROPHY CHIEFS



Year	Player	School	Chiefs Year(s)
1959	Billy Cannon	LSU	1970
1965	Mike Garrett	Southern California	1966-70
1981	Marcus Allen	Southern California	1993-97

MACK LEE HILL AWARD

Each year since 1966, the Chiefs have selected a recipient for the Mack Lee Hill Award. It is a tribute to the late Mack Lee Hill, an outstanding running back who played for the Chiefs in 1964 and 1965. He was described as a man who played as much with his heart as he did with his driving legs in the early days of the American Football League.

In memory and tribute to Hill, the award is presented annually to the Chiefs rookie or first-year player who, as the inscription on the trophy reads - "best exemplifies the spirit of the late Mack Lee Hill ... the man with the giant heart and the quiet way." In selecting the recipient, the Chiefs veterans look for a first-year player who has displayed the spirit and attitude of Mack Lee Hill.

The winner of the 2002 Mack Lee Hill Award was linebacker Scott Fujita, who owns a compelling story, both on and off the football field. A former walk-on at the University of California, this 6-5, 247-pound linebacker came to Kansas City as an unheralded fifth-round draft choice and was hoping just to earn a spot on the roster. By the season's sixth game, he not only had a firm grip on a job, he had also worked his way into the Chiefs starting lineup. In his initial pro start at San Diego (10/13), he responded with six tackles, three special teams stops, a pass defended and a fumble recovery.

The rookie linebacker finished the year with 63 tackles, a sack, six passes defended and a pair of QB pressures. He produced a season-high nine tackles vs. Buffalo (11/17) and racked up eight stops and a pair of passes defended at Seattle (11/24). But perhaps his most impressive tackle of the year came on special teams when he chased down speedy Rams return man Terrence Wilkins from behind for a TD-saving tackle vs. St. Louis (12/8). That play marked just one of

his 15 special teams stops on the season, a total that tied for second on the squad. He capped the day by registering his first NFL sack in that contest.

Off the field, Fujita's story is just as intriguing. He already owns his Master's degree from Cal, but it's his family's heritage that often turns heads. Fujita's adoptive father, Rod, is of Japanese-American descent. Rod Fujita was born in a World War II internment camp, while his father and Scott's grandfather, Nagao, was enlisted in the U.S. Army and was actually fighting for the United States in Italy.

No doubt, both Mack Lee Hill and Nagao Fujita would have appreciated the play and the poise Scott Fujita displayed for the Chiefs in 2002, making him a truly fitting recipient of this year's Mack Lee Hill Award.

Running back Mack Lee Hill bursts forward for yardage against the Raiders during his memorable two-year pro career with the Chiefs.



Chiefs President Carl Peterson presented LB Scott Fujita with the Mack Lee Hill Award at the annual 101 Banquet. The fifth-round draftee started nine games, the most by a Chiefs rookie linebacker since '90.



MACK LEE HILL AWARD RECIPIENTS

1966 — Mike Garrett, RB	1979 — Bob Grupp, P	1992 — Willie Davis, WR
1967 — Jan Stenerud, K	1980 — Eric Harris, CB	1993 — Will Shields, G
1968 — Robert Holmes, RB	1981 — Lloyd Burruss, S	1994 — Lake Dawson, WR
1969 — Jim Marsalis, CB	1982 — Les Studdard, C	1995 — Tamarick Vanover, WR/KR
1970 — Jack Rudnay, C	1983 — David Lutz, T	1996 — Reggie Tongue, S
1971 — Elmo Wright, WR	1984 — Kevin Ross, CB	1997 — Tony Gonzalez, TE
1972 — Larry Marshall, WR	1985 — Jeff Smith, RB	1998 — Victor Riley, T
1973 — Gary Butler, TE	1986 — Dino Hackett, LB	1999 — Mike Maslowski, LB
1974 — Woody Green, RB	1987 — Christian Okoye, RB	2000 — Greg Wesley, S
1975 — Walter White, TE	1988 — James Saxon, RB	2001 — Eric Downing, DT
1976 — Gary Barbaro, S	1989 — Derrick Thomas, LB	2002 — Scott Fujita, LB
1977 — Gary Green, CB	1990 — Percy Snow, LB	
1978 — Don Parrish, NT	1991 — Tracy Simien, LB	

DERRICK THOMAS AWARD



Chiefs President Carl Peterson and Head Coach Dick Vermeil presented RB Priest Holmes with the 2002 Derrick Thomas Award. Holmes established 10 different single-season franchise records and earned his second straight Pro Bowl berth a year ago.

NFL with 2,287 yards from scrimmage, the fourth-highest seasonal total in league history and also established a franchise record with 1,615 rushing yards, a remarkable feat considering he missed the season's final two contests with a hip injury.

Holmes' best individual performance of the season at Seattle (11/24) when he racked up a remarkable 307 yards from scrimmage, the second-highest total in Chiefs history and the fourth-best mark in NFL annals. That effort included 197 rushing yards, a figure which came up just three yards shy of Barry Word's team-record 200-yard day vs. Detroit (10/14/90).

En route to his second straight Pro Bowl berth, this humble San Antonio, Texas product led the NFL with 24 TDs, including 21 rushing scores - totals which both ranked as the third-highest single-season marks in NFL history. At one point during the season, Holmes ran for a TD in 11 consecutive games, breaking the team-record five-game streak established by Mike Garrett in '67. Holmes also shattered club records by scoring 144 points and producing nine 100-yard rushing days. In addition, he led the Chiefs with 70 receptions, the most ever by a Kansas City running back. But despite touching the ball 383 times as a runner and a receiver, perhaps the most remarkable feat that Holmes accomplished in 2002 was the fact that he fumbled just one time.

After constructing two of the finest seasons in Chiefs history, there's seemingly little left for Holmes to prove. But after constructing record-breaking seasons the past two years, don't be surprised to see him try to top those efforts in 2003.

During his 11 years in a Chiefs uniform, Derrick Thomas was one of the most brilliant performers and brightest personalities ever to wear a Chiefs uniform. Unquestionably, Derrick Thomas' legacy will live on in Kansas City and across the National Football League.

For the past 24 years the Chiefs have upheld a tradition of selecting the club's Most Valuable Player. Named in honor of the late Derrick Thomas, this Chiefs custom is especially meaningful for its recipients not only because of the man that it is named in honor of, but also because it is selected by a vote of their peers. Thomas was the heart and sole of the Kansas City defense from 1989-99 and will always be regarded as one of the best linebackers to play the game.

After a sensational 2001 season, RB Priest Holmes left only one question unanswered. What would he do for an encore in 2002? While a few misguided souls believed Holmes' remarkable 2001 season was a fluke, the Chiefs running back was undaunted, breaking 10 franchise single-season records in 2002 and coming within striking distance of several prestigious NFL marks.

Holmes has a simple way of converting even the most vehement non-believers to his cause - it's called productivity. The first-ever back-to-back recipient of the Chiefs MVP Award, this former Texas Longhorn also became the only player in Kansas City annals to construct two straight 1,000-yard rushing campaigns.

It's not hard to understand why the Associated Press named Holmes its 2002 NFL Offensive Player of the Year. He led the



DERRICK THOMAS AWARD RECIPIENTS

(Voted on by Chiefs players)

1979—Gary Barbaro, S	1987—Carlos Carson, WR	1995—Marcus Allen, RB
1980—Art Still, DE	1988—Deron Cherry, S	1996—Mark Collins, S
1981—Joe Delaney, RB	1989—Christian Okoye, RB	1997—Andre Rison, WR
1982—Gary Green, QB	1990—Steve DeBerg, QB	1998—Glenn Parker, G/T
1983—Bill Kenney, CB	1991—Derrick Thomas, LB	1999—Marvccus Patton, LB
1984—Art Still, DE	1992—Neil Smith, DE	2000—Derrick Alexander, WR
1985—Lloyd Burruss, S	1993—Marcus Allen, RB	2001—Priest Holmes, RB
1986—Albert Lewis, CB	1994—Derrick Thomas, LB	2002—Priest Holmes, RB

RETIRED JERSEYS

27

Jan Stenerud

Kicker • 1967-79

The first pure placekicker inducted in the Pro Football Hall of Fame, K Jan Stenerud played 19 NFL seasons including 13 with Kansas City. Stenerud still owns or shares nine Chiefs records, including career FG attempts (436), consecutive games played (186) and consecutive games scoring field goals (16). See bio on page 390.



Len Dawson

Quarterback • 1962-75

The standard-bearer for Chiefs signal-callers, QB Len Dawson led the club to three AFL Championships and a Super Bowl IV title. The owner of four AFL passing titles, Dawson still holds numerous Chiefs records and was the MVP of Super Bowl IV. He was a member of seven AFL All-Star or Pro Bowl squads. See bio on page 390.

16

20

Abner Haynes

Running Back • 1960-64

One of the offensive stars during the Texans/Chiefs first six years, RB Abner Haynes led the club in rushing four times, racking up 3,837 rushing yards on 792 attempts (4.8 avg.) with 389 touchdowns. In addition to becoming the franchise's first 1,000-yard rusher, he was named AFL Player of the Year in '60. See bio on page 397.



Stone Johnson

Running Back • 1963

A sprinter in the '60 Olympics in Rome and a quarterback at Grambling, RB Stone Johnson's athletic career came to a tragic end during his rookie season of '63. Johnson suffered a fractured vertebra in his neck in a preseason game against the Houston Oilers in Wichita, Kansas and died just 10 days later on Sept. 8, 1963.

23

26

Mack Lee Hill

Running Back • 1964-65

An AFL All-Star as a rookie in '64, RB Mack Lee Hill rushed for 1,203 yards in just 27 games with the Chiefs. Hill suffered a knee injury in the next-to-the last game of the '65 regular season at Buffalo and tragically died on the operating table two days later on Dec. 14, 1965. Each year since '66, the Chiefs have annually presented the Mack Lee Hill Award to the team's top rookie or first-year performer. See bio on page 393.



Willie Lanier

Linebacker • 1967-77

The second Chiefs player to be enshrined in the Pro Football Hall of Fame, LB Willie Lanier was named to the NFL's 75th Anniversary All-Time Team in '94. He commanded the Chiefs defense for 11 years as the club's middle linebacker, appearing in 149 contests. Lanier played in two AFL All-Star games and six AFC-NFC Pro Bowls. See bio on page 389.

63

70

Bobby Bell

Linebacker • 1963-74

Perhaps the greatest outside linebacker to ever play the game, LB Bobby Bell was the first Chiefs player to enter the Pro Football Hall of Fame in '83. Earned a spot in the AFL All-Star game or the Pro Bowl for nine straight seasons and did not miss a contest during his 12-year career, playing in 168 consecutive games. See bio on page 389.



Buck Buchanan

Defensive Tackle • 1967-77

A pivotal member of the great Chiefs defense of the late '60s and early '70s, DT Buck Buchanan was enshrined in the Pro Football Hall of Fame with the Class of '90. The first overall selection in the '63 AFL draft, Buchanan became a two-time team MVP and an eight-time AFL All-Star or Pro Bowl member. See bio on page 390.

95

ADDITIONAL HONORS/AWARDS

Lamar Hunt Seven-Time Hall of Famer

Year	Hall of Fame	Location
1970	Chiefs	Kansas City, MO
1972	Pro Football	Canton, OH
1982	U.S. Soccer	Oneonta, NY
1984	Texas Sports	Waco, TX
1993	International Tennis	Newport, RI
1995	Missouri Sports	Springfield, MO
1997	Texas Business	Houston, TX

Ed Block Courage Award

Year	Position	Player
1983	G/T	Dave Lutz
1984	CB	Kevin Ross
1985	S	Mark Robinson
1986	LB	Dino Hackett
1987	S	Lloyd Burruss
1988	RB	Christian Okoye
1989	S	Deron Cherry
1990	CB	Jayce Pearson
1991	T	Rich Baldinger
1992	CB	Albert Lewis
1993	DE	Neil Smith
1994	T	John Alt
1995	G	Dave Szolt
1996	WR	Lake Dawson
1997	G/T	Glenn Parker
1998	C	Tim Grunhard
1999	DE	Eric Hicks
2000	FB	Tony Richardson
2001	FB	Tony Richardson
2002	DT	John Browning

Chiefs in Missouri Sports Hall of Fame

Enshrined	Individual	Chiefs Years
1994	Lamar Hunt	1960-03
1994	Len Dawson	1962-75
1994	Otis Taylor	1965-75
1994	Bill Grigsby	1963-03
1995	Bobby Bell	1963-74
1996	Hank Stram	1960-74
1996	Jan Stenerud	1967-79
1997	Fred Arbanas	1962-70
1998	Ed Budde	1963-76
1999	Willie Lanier	1967-77
1999	Johnny Robinson	1960-71
2001	Marcus Allen	1993-97
2001	Dick Vermeil	2001-03
2002	Deron Cherry	1981-91
2003	Christian Okoye	1987-92

Note: Dating back to the '83 season, the Ed Block Courage Award has annually honored one player from every NFL team who exemplifies commitment to the principles of sportsmanship and courage. Named in honor of longtime Colts athletic trainer Ed Block, recipients of the award are selected by a vote of their teammates. The winners are recognized for their extra efforts both on and off the field and their ability to overcome great adversity, whether it be personal or professional.

THE LAMAR HUNT TROPHY



The Lamar Hunt Trophy, named in honor of the Kansas City Chiefs and American Football League Founder Lamar Hunt, is presented annually to the winner of the American Football Conference Championship Game. The trophy, which was designed by Don Weller, features a bas-relief action frieze developed by Merv Coming. It has a black walnut wood base with an engraved bronze taceplate. The AFC monogram is cast in bronze with a high-gloss front and back and a soft satin finish on the top and sides. The frieze is a classic football action cast in heavy silver plate. The trophy was authorized by NFL club presidents in '83 and was first presented to Miami following the '84 season.

NFL MAN OF THE YEAR AWARD

Since the honor's inception in '70, three Chiefs players have received the prestigious NFL Man of the Year Award which is presented annually to players who demonstrate on-going, off-the-field commitment to community-related causes. LB Willie Lanier ('72) and QB Len Dawson ('73) and remain the only pair of teammates to ever receive the award in back-to-back years, while the late LB Derrick Thomas ('93) was the most recent Kansas City player to be honored for his off-field efforts. All three were presented with their NFL Man of the Year trophies by Chiefs Founder Lamar Hunt.



1972 • Willie Lanier



1973 • Len Dawson



1993 • Derrick Thomas

ALL-TIME RECORDS

INDIVIDUAL

SERVICE

Most Seasons, Active Players

15	Jerrel Wilson	1963-77
14	Len Dawson	1962-75
	Ed Budde	1963-76
	Nick Lowery	1980-93
13	Jim Tyrer	1961-73
	Buck Buchanan	1963-75
	Emmitt Thomas	1966-78
	Jan Stenerud	1967-79
	Jack Rudnay	1970-82
	John Alt	1984-96
12	Johnny Robinson	1960-71
	Dave Hill	1963-74
	Bobby Bell	1963-74
	Mike Livingston	1968-79
	Henry Marshall	1976-87

Most Games Played, Career

212	Nick Lowery	1980-93
203	Jerrel Wilson	1963-77
186	Jan Stenerud	1967-79
183	Len Dawson	1962-75
182	Buck Buchanan	1963-75
181	Emmitt Thomas	1966-78
180	Jim Tyrer	1961-73
179	John Alt	1984-96
178	Jack Rudnay	1970-82
177	Ed Budde	1963-76
169	Tim Grunhard	1990-00
	Derrick Thomas	1989-99

Most Games Started, Career (Since 1968)

171	Jack Rudnay	1970-82
164	Tim Grunhard	1990-00
159	Len Dawson	1962-75
	Will Shields	1993-02
157	Derrick Thomas	1989-99
149	John Alt	1984-96
148	Emmitt Thomas	1966-78
144	Kevin Ross	1984-93, 97
136	Dave Szott	1990-00
135	Henry Marshall	1976-87

Most Starts, Rookie, Season

16	Sylvester Hicks	1978
	Art Still	1978
	Dave Lutz	1983
	Kevin Ross	1984
	Dino Hackett	1986
	Derrick Thomas	1989
	Greg Wesley	2000

Most Consecutive Games Played, Career

186	Jan Stenerud	Sept. 9, 1967 - Dec. 16, 1979
180	Jim Tyrer	Sept. 10, 1961 - Dec. 2, 1973
168	Bobby Bell	Sept. 7, 1963 - Dec. 14, 1974
166	Buck Buchanan	Sept. 7, 1963 - Dec. 1, 1974
160	Will Shields	Sept. 7, 1993 - Dec. 28, 2002
153	Emmitt Thomas	Sept. 28, 1968 - Dec. 17, 1978

Most Consecutive Games Started (Since 1968)

159	Will Shields	Sept. 12, 1993 - Dec. 28, 2002
144	Emmitt Thomas	Sept. 28, 1968 - Oct. 15, 1978
134	Jim Lynch	Sept. 9, 1968 - Nov. 6, 1977
120	Tim Grunhard	Sept. 5, 1993 - Oct. 29, 2000
112	Jim Kearney	Sept. 9, 1968 - Dec. 16, 1975

Most Games Started, Quarterback, Career

159	Len Dawson	1962-75
77	Bill Kenney	1979-88
75	Mike Livingston	1968-79
52	Steve DeBerg	1988-91
47	Elvis Grbac	1997-00

Most Consecutive Games Started, Quarterback

51	Len Dawson	Oct. 31, 1965 - Sept. 21, 1969
35	Steve DeBerg	Nov. 26, 1989 - Dec. 8, 1991
32	Trent Green	Sept. 9, 2001 - Dec. 28, 2002
28	Steve Bono	Sept. 3, 1995 - Nov. 24, 1996
	Elvis Grbac	Dec. 26, 1998 - Nov. 19, 2000
	Len Dawson	Sept. 8, 1962 - Nov. 8, 1963

Most Consecutive Seasons Starting Every Game, QB

3	Len Dawson	1966-68
2	Trent Green	2001-02

SCORING

POINTS

Most Points, Career

1,466	Nick Lowery	1980-93
1,231	Jan Stenerud	1967-79
442	Pete Stoyanovich	1996-00
360	Otis Taylor	1985-75
348	Abner Haynes	1960-64

Most Seasons, 100 or More Points

11	Nick Lowery	1981, 1983-86, 1988-93
5	Jan Stenerud	1967-71
3	Pete Stoyanovich	1997-99
2	Lin Elliott	1994-95
1	Jack Spikes	1960
	Abner Haynes	1962
	Todd Peterson	2001
	Priest Holmes	2002
	Morten Andersen	2002

Most Points, Season

141	Priest Holmes	2002
139	Nick Lowery	1990
129	Jan Stenerud	1968
119	Jan Stenerud	1969

117	Morten Andersen	2002
116	Jan Stenerud	1970
	Nick Lowery	1983

Most Points, Non-Kickers, Rookie, Season

72	Abner Haynes	1960
66	Billy Jackson	1981
54	Johnny Robinson	1960
48	Mike Garrett	1966
42	Robert Holmes	1968

Most Points, Kickers, Rookie, Season

108	Jan Stenerud	1967
104	Jack Spikes	1960
87	Tommy Brooker	1962

Most Points, Game

30	Abner Haynes vs. Oakland	Nov. 26, 1961
24	Frank Jackson vs. Denver	Dec. 10, 1961
	Abner Haynes vs. Boston	Sept. 8, 1962
	Frank Jackson vs. San Diego	Dec. 13, 1964
	Bert Coan vs. Denver	Oct. 23, 1966
	Priest Holmes vs. Cleveland	Sept. 8, 2002

TOUCHDOWNS

Most Touchdowns, Career

60	Olis Taylor (3 rush, 57 rec.)	1965-75
56	Abner Haynes (35 rush, 17 rec., 1 KOR, 1 PR)	1960-64
55	Chris Burford (0 rush, 55 rec.)	1960-67
49	Stephone Paige (0 rush, 49 rec.)	1983-91
47	Marcus Allen (44 rush, 3 rec.)	1993-97

Most Touchdowns, Season

24	Priest Holmes (21 rush, 3 rec.)	2002
19	Abner Haynes (13 rush, 6 rec.)	1962
15	Marcus Allen (12 rush, 3 rec.)	1993
13	Abner Haynes (9 rush, 3 rec. 1 KOR)	1961
12	Abner Haynes (9 rush, 3 rec.)	1960
	Chris Burford (0 rush, 12 rec.)	1962
	Christian Okoye (12 rush, 0 rec.)	1989

Most Touchdowns, Rookie, Season

12	Abner Haynes (9 rush, 3 rec.)	1960
11	Billy Jackson (10 rush, 1 rec.)	1981
8	Johnny Robinson (4 rush, 4 rec.)	1960

7	Mike Garrett (6 rush, 1 rec.)	1966
	Robert Holmes (7 rush, 0 rec.)	1968

Most Touchdowns, Game

5	Abner Haynes vs. Oakland	Nov. 26, 1961
4	Frank Jackson vs. Denver	Dec. 10, 1961
	Abner Haynes vs. Boston	Sept. 8, 1962
	Frank Jackson vs. San Diego	Dec. 13, 1964
	Bert Coan vs. Denver	Oct. 23, 1965
	Priest Holmes vs. Cleveland	Sept. 8, 2002
3	20 times Last: Priest Holmes vs. Seattle	Nov. 24, 2002

Most Consecutive Games Scoring Touchdowns

11	Priest Holmes	2002
7	Marcus Allen	1993
5	Chris Burford	1962
	Curtis McClinton	1965-66
	Olis Taylor	1966
	Mike Garrett	1967, 1969

POINTS AFTER TOUCHDOWN

Most Points After Touchdown Attempted, Career

483	Nick Lowery	1980-93
409	Jan Stenerud	1967-79
164	Pete Stoyanovich	1936-00
149	Tommy Brooker	1962-66

Most Points After Touchdown Attempted, Season

51	Morten Andersen	2002
46	Tommy Brooker	1964
45	Jan Stenerud	1967
	Pete Stoyanovich	1999
44	Nick Lowery	1983

Most Points After Touchdown Attempted, Game

8	Tommy Brooker vs. Denver	Sept. 8, 1963
	Mike Mercer vs. Denver	Oct. 23, 1966

Most Points After Touchdown Made, Career

479	Nick Lowery	1980-93
394	Jan Stenerud	1967-79
163	Pete Stoyanovich	1936-00
149	Tommy Brooker	1962-66

Most Points After Touchdown Made, Season

51	Morten Andersen	2002
46	Tommy Brooker	1964

45	Jan Stenerud	1967
	Pete Stoyanovich	1999
44	Nick Lowery	1983

Most Points After Touchdown Made, Game

8	Tommy Brooker vs. Denver	Sept. 8, 1963
	Mike Mercer vs. Denver	Oct. 23, 1966
7	Colton Davidson vs. Denver	Dec. 10, 1961
	T. Brooker vs. N.Y. Titans	Nov. 11, 1962
	Jack Spikes vs. Denver	Dec. 8, 1963
	Tommy Brooker vs. Houston	Nov. 28, 1965
	Morten Andersen vs. Arizona	Dec. 1, 2002
	Morten Andersen vs. St. Louis	Dec. 8, 2002

Most Consecutive Points After Touchdown

197	Nick Lowery	1983-89
155	Jan Stenerud	1968-73
149	Tommy Brooker	1962-66

Highest Points After Percentage, Career (100 PATs)

100.00	Tommy Brooker (149-149)	1962-66
99.39	Pete Stoyanovich (163-164)	1936-00
99.17	Nick Lowery (479-483)	1980-93
96.33	Jan Stenerud (394-409)	1967-79

FIELD GOALS

Most Field Goals Attempted, Career

436	Jan Stenerud	1967-79
410	Nick Lowery	1980-93
115	Pete Stoyanovich	1936-00
85	Tommy Brooker	1962-66
60	Lin Elliott	1994-95

Most Field Goals Attempted, Season

44	Jan Stenerud	1971
42	Jan Stenerud	1970
40	Jan Stenerud	1968

Most Field Goals Attempted, Game

7	Jan Stenerud vs. Buffalo	Dec. 19, 1971
6	Tommy Brooker vs. San Diego	Dec. 16, 1962
	Jan Stenerud	6 times
	Last: vs. Washington	Oct. 10, 1976
	Todd Peterson vs. Denver	Dec. 16, 2001

Most Seasons Leading League, Field Goals Made

3	Jan Stenerud	1967, 1970, 1975
---	--------------	------------------

Most Field Goals Made, Career

329	Nick Lowery	1980-93
279	Jan Stenerud	1967-79
93	Pete Stoyanovich	1936-00
49	Lin Elliott	1994-95
42	Todd Peterson	2000-01
41	Tommy Brooker	1962-66

Most Field Goals Made, Season

34	Nick Lowery	1990
30	Jan Stenerud	1968, 1970
27	Jan Stenerud	1969
	Nick Lowery	1988
	Pete Stoyanovich	1998
	Todd Peterson	2001

26	Jan Stenerud	1971
	Nick Lowery	1961
	Pete Stoyanovich	1997

Most Field Goals Made, Rookie, Season

21	Jan Stenerud	1967
13	Jack Spikes	1960
12	Tommy Brooker	1962

Most Field Goals Made, Game

5	Jan Stenerud vs. Buffalo	Nov. 2, 1969
	Jan Stenerud vs. Buffalo	Dec. 7, 1969
	Jan Stenerud vs. Buffalo	Dec. 19, 1971
	Nick Lowery vs. L.A. Raiders	Sept. 12, 1985
	Nick Lowery vs. Cincinnati	Nov. 13, 1988
	Nick Lowery vs. Chicago	Dec. 29, 1990
	Nick Lowery vs. Denver	Sept. 20, 1993
4	Tommy Brooker vs. San Diego	Dec. 16, 1962
	Mike Mercer vs. N.Y. Jets	Nov. 27, 1966
	Lin Elliott vs. Seattle	Dec. 24, 1995
	Jan Stenerud	10 times
	Nick Lowery	8 times
	Pete Stoyanovich	2 times
	Todd Peterson vs. Denver	Dec. 18, 2001

Most Consecutive Games Scoring Field Goals

16	Jan Stenerud	1969-70
12	Pete Stoyanovich	1997-98
11	Jan Stenerud	1968-69
	Jan Stenerud	1971-72
	Nick Lowery	1985-86
	Morten Andersen	2002

Most Consecutive Field Goals Made

22	Pete Stoyanovich	1997-98
21	Nick Lowery	1990-1991
16	Jan Stenerud	1969

Longest Field Goal

58	Nick Lowery vs. Washington	Sept. 18, 1983
	Nick Lowery vs. L.A. Raiders	Sept. 12, 1985
57	Nick Lowery vs. Seattle	Sept. 14, 1980
55	Jan Stenerud vs. Denver	Oct. 4, 1970
54	Jan Stenerud vs. Houston	Sept. 9, 1967
	Jan Stenerud vs. Denver	Oct. 5, 1969
	Jan Stenerud vs. San Francisco	Dec. 6, 1971
	Nick Lowery vs. L.A. Raiders	Nov. 26, 1983
	Nick Lowery vs. Detroit	Nov. 26, 1987
	Pete Stoyanovich vs. Denver	Nov. 16, 1997
53	Pete Stoyanovich vs. Seattle	Nov. 8, 1998
52	Jan Stenerud	4 times
	Eddie Murray vs. Pittsburgh	Oct. 25, 1992
	Nick Lowery	8 times
	Pete Stoyanovich vs. St. Louis	Oct. 26, 1997

Highest Field Goal Percentage, Career (Minimum 100 Attempts)

80.9	Pete Stoyanovich (93-115)	1996-00
80.2	Nick Lowery (329-410)	1980-93
64.0	Jan Stenerud (279-436)	1967-79

Highest Field Goal Percentage, Season

96.3	Pete Stoyanovich (26-27)	1997
91.9	Nick Lowery (34-37)	1990
91.6	Nick Lowery (22-24)	1992
88.9	Nick Lowery (24-27)	1985

Highest Field Goal Percentage, Arrowhead Stadium (Minimum 50 Makes)

88.1	Pete Stoyanovich (52-59)	1996-00
85.6	Nick Lowery (179-209)	1980-93
58.6	Jan Stenerud (75-128)	1972-79

Most Field Goals, No Misses, Game

5	Jan Stenerud vs. Buffalo	Nov. 2, 1969
	Jan Stenerud vs. Buffalo	Dec. 7, 1969
	Nick Lowery vs. L.A. Raiders	Sept. 12, 1985
	Nick Lowery vs. Chicago	Dec. 29, 1990
	Nick Lowery vs. Denver	Sept. 21, 1993

Most Field Goals, 50 or More Yards, Career

20	Nick Lowery	1980-93
12	Jan Stenerud	1967-79
5	Pete Stoyanovich	1996-99

Most Field Goals, 50 or More Yards, Season

4	Nick Lowery	1980
3	Nick Lowery	1985, 1988
2	Pete Stoyanovich	1997, 1998

Most Field Goals, 50 or More Yards, Game

2	Nick Lowery vs. Seattle	Sept. 14, 1980
	Nick Lowery vs. New Orleans	Sept. 8, 1985
	Nick Lowery vs. Detroit	Nov. 26, 1997

DEFENSIVE AND SPECIAL TEAMS SCORES**Most Defensive Touchdowns, Career**

8	Bobby Bell (6 INTs, 2 FRs)	1963-74
5	Emmitt Thomas (5 INTs)	1966-78
	Jim Kearney (5 INTs)	1967-75
4	Lloyd Burruss (4 INTs)	1981-91
	Derrick Thomas (4 FRs)	1989-99
	James Hasty (3 INTs, 1 FR)	1995-99

Most Defensive Touchdowns, Season

4	Jim Kearney (4 INTs)	1972
3	David Webster (2 INTs, 1 FR)	1960
	Lloyd Burruss (3 INTs)	1986
	Charles Mincy (2 INTs, 1 FR)	1992
	Mark McMillian (3 INTs)	1997

Most Special Teams Touchdowns, Career

8	Tamarick Vanover (4 PRs, 4 KORs)	1995-99
4	J.T. Smith (4 PRs)	1978-84
3	Dante Hall (2 PRs, 1 KOR)	2000-02
2	Noland Smith (2 KORs)	1967-69
	Goldie Sellers (1 PR, 1 fumbled KOR)	1968-69
	Kevin Ross (1 fumbled KOR, 1 blocked punt)	1984-93, 97
	Paul Palmer (2 KORs)	1987-88
	Dale Carter (2 PRs)	1992-98

Most Special Teams Touchdowns, Season

3	Tamarick Vanover (2 KORs, 1 PR)	1995
	Dante Hall (2 PRs, 1 KOR)	2002
2	J.T. Smith (2 PRs)	1979
	J.T. Smith (2 PRs)	1980
	Paul Palmer (2 KORs)	1987
	Dale Carter (2 PRs)	1992

Most Safeties, Career

3	Derrick Thomas	1989-98
2	Bill Maas	1984-92
	Dan Saleaumua	1989-96

	Joe Phillips	1992-97
1	Buck Buchanan	1963-75
	Willie Lanier	1967-77
	John Lohmeyer	1973, 1975-77
	Ed Beckman	1977-84
	Dino Hackett	1986-92
	Albert Lewis	1983-93
	Rob McGovern	1989-90

Most Safeties, Season

1	Buck Buchanan	1968
	Willie Lanier	1974
	John Lohmeyer	1976
	Ed Beckman	1978
	Dino Hackett	1988
	Albert Lewis	1988
	Bill Maas	1988, 1990
	Rob McGovern	1989
	Dan Saleaumua	1991, 1996
	Derrick Thomas	1994, 1997, 1998
	Joe Phillips	1997

Most Two-Point Conversions, Career

2	Bo Dickinson	1960-61
	Curtis McClinton	1962-69
	Jerrel Wilson	1963-77
	Reg Carolan	1964-68
	Tony Gonzalez	1997-02
	Trent Green	2001-02

Most Two-Point Conversions, Season

2	Bo Dickinson	1961
---	--------------	------

Most Two-Point Conversion Passes, Career

8	Len Dawson	1962-75
2	Randy Duncan	1961
	Elvis Grbac	1997-99
	Trent Green	2001-02

RECORDS**RUSHING****Most Seasons Leading League**

1	Abner Haynes	1980	Priest Holmes	2001
	Christian Okoye	1989		

ATTEMPTS**Most Attempts, Career**

1,246	Christian Okoye	1987-92
1,157	Ed Podolak	1969-77
932	Marcus Allen	1993-97
792	Abner Haynes	1960-64
762	Curtis McClinton	1962-69

Most Attempts, Season

370	Christian Okoye	1989
327	Priest Holmes	2001
313	Priest Holmes	2002
245	Christian Okoye	1990
236	Mike Garrett	1967
234	Joe Delaney	1981
225	Christian Okoye	1991

Most Attempts, Consecutive Seasons

640	Priest Holmes (327, 313)	2001-02
615	Christian Okoye (370, 245)	1989-90
475	Christian Okoye (105, 370)	1988-89
470	Christian Okoye (245, 225)	1990-91
413	Marcus Allen (207, 206)	1995-96
400	Abner Haynes (179, 221)	1961-62
	Mike Garrett (236, 164)	1967-68

Most Attempts, Rookie, Season

234	Joe Delaney	1981
174	Robert Holmes	1968

Most Yards Gained, Career

4,897	Christian Okoye	1987-92
4,451	Ed Podolak	1969-77
3,837	Abner Haynes	1960-64
3,698	Marcus Allen	1993-97
3,246	Mike Garrett	1966-70
3,170	Priest Holmes	2001-02

Most Yards Gained, Season (All 1,000+)

1,615	Priest Holmes	2002
1,555	Priest Holmes	2001
1,480	Christian Okoye	1989
1,121	Joe Delaney	1981
1,087	Mike Garrett	1967
1,053	Tony Reed	1978
1,049	Abner Haynes	1962
1,031	Christian Okoye	1991
1,015	Barry Word	1990

Most Yards Gained, Consecutive Seasons

3,170	Priest Holmes (1,555, 1,615)	2001-02
2,285	Christian Okoye (1,480, 805)	1989-90
1,953	Christian Okoye (473, 1,480)	1988-89
1,890	Abner Haynes (841, 1,049)	1961-62
1,888	Mike Garrett (801, 1,087)	1966-67
1,836	Christian Okoye (805, 1,031)	1990-91

Most Yards Gained, Rookie, Season

1,121	Joe Delaney	1981
866	Robert Holmes	1968
801	Mike Garrett	1966
660	Christian Okoye	1987
604	Curtis McClinton	1962

Most Yards Gained, Game

200	Barry Word vs. Detroit	Oct. 14, 1990
197	Priest Holmes vs. Seattle	Nov. 24, 2002
193	Joe Delaney vs. Houston	Nov. 15, 1981
192	Mike Garrett vs. N.Y. Jets	Nov. 5, 1967
181	Priest Holmes vs. San Diego	Nov. 4, 2001
180	Priest Holmes vs. New England	Sept. 22, 2002

Most Rushing Yards, Rookie, Game

193	Joe Delaney vs. Houston	Nov. 15, 1981
161	Mike Garrett vs. San Diego	Dec. 18, 1966
158	Robert Holmes vs. Cincinnati	Nov. 10, 1968
157	Abner Haynes vs. N.Y. Titans	Nov. 24, 1960
149	Joe Delaney vs. Denver	Oct. 18, 1981

Most 10+ Yard Rushes, Career

105	Priest Holmes	2001-02
71	Marcus Allen	1993-97
63	Kimble Anders	1991-00
61	Greg Hill	1994-97
54	Barry Word	1990-92

Most 10+ Yard Rushes, Season

53	Priest Holmes	2002
52	Priest Holmes	2001
29	Barry Word	1990
22	Marcus Allen	1995

Highest Average Gain, Career (400 attempts)

4.95	Priest Holmes (640-3,170)	2001-02
4.84	Abner Haynes (792-3,837)	1960-64
4.44	Ted McKnight (528-2,344)	1977-81

Highest Average Gain, Season (100 attempts)

6.03	Ted McKnight (104-627)	1978
5.61	Abner Haynes (156-875)	1960

157	Christian Okoye	1987
156	Abner Haynes	1960
147	Mike Garrett	1966

Most Attempts, Game

38	Christian Okoye vs. Green Bay	Dec. 10, 1989
37	Christian Okoye vs. Seattle	Nov. 5, 1989
35	Barry Word vs. L.A. Raiders	Dec. 22, 1991
33	Christian Okoye vs. Dallas	Oct. 22, 1989
	Marcus Allen vs. L.A. Raiders	Dec. 24, 1994

YARDS GAINED**Most Yards Gained, Consecutive Games**

310	(197, 113)	Priest Holmes	Nov. 24 - Dec. 1, 2002
301	(104, 197)	Priest Holmes	Nov. 17-24, 2002
293	(101, 192)	Mike Garrett	Oct. 29 - Nov. 5, 1967
	(132, 161)	Priest Holmes	Dec. 8-15, 2002
289	(168, 121)	Priest Holmes	Dec. 9-16, 2001
279	(148, 131)	Christian Okoye	Dec. 3-10, 1989

Most Yards Gained vs. One Opponent, Season

282	(156, 126)	Christian Okoye vs. Seattle	1989
274	(113, 161)	Priest Holmes vs. Denver	2002
270	(101, 169)	Mike Garrett vs. Denver	1967
261	(181, 80)	Priest Holmes vs. San Diego	2001
249	(130, 119)	Mack Lee Hill vs. Houston	1965

Most Games, 100 or More Yards, Career

16	Priest Holmes	2001-02
14	Christian Okoye	1987-92
12	Abner Haynes	1960-65
9	Ed Podolak	1969-77
7	Mike Garrett	1966-70
	Barry Word	1990-92
5	Tony Reed	1977-80
	Joe Delaney	1981-82

Most Games, 100 or More Yards, Season

9	Priest Holmes	2002
8	Christian Okoye	1989
7	Priest Holmes	2001
5	Joe Delaney	1981
4	Abner Haynes	1962
	Mike Garrett	1967

Most Consecutive Games, 100 or More Yards

5	Priest Holmes	Nov. 17 - Dec. 15, 2002
3	Joe Delaney	Oct. 4 - Oct. 18, 1981
	Christian Okoye	Sept. 24 - Oct. 8, 1989
	Christian Okoye	Oct. 22 - Nov. 5, 1989

Longest Run From Scrimmage

84 (TD)	Ted McKnight vs. Seattle	Sept. 30, 1979
82	Joe Delaney vs. Denver	Oct. 18, 1981
82 (TD)	Derrick Alexander vs. Pittsburgh	Dec. 12, 1999
80 (TD)	Abner Haynes vs. N.Y. Jets	Nov. 29, 1964
	Warren McVea vs. Cincinnati	Oct. 26, 1969
77 (TD)	Mike Garrett vs. Houston	Oct. 30, 1966

10+ YARD RUSHES

(Compiled Since 1990)

21	Christian Okoye	1991
20	Donnell Bennett	1999

Most 10+ Yard Rushes, Game

10	Priest Holmes vs. Oakland	Dec. 9, 2001
9	Priest Holmes vs. Seattle	Nov. 24, 2002
6	Priest Holmes vs. Pittsburgh	Oct. 14, 2001
	Priest Holmes vs. San Diego	Nov. 4, 2001
	Priest Holmes vs. Denver	Dec. 16, 2001
	Priest Holmes vs. New England	Sept. 22, 2002
	Priest Holmes vs. St. Louis	Dec. 8, 2002

AVERAGE GAIN

5.45	Mike Garrett (147-801)	1966
------	------------------------	------

Highest Average Gain, Game (10 attempts)

12.25	T. McKnight vs. Seattle (12-147)	Sept. 30, 1979
11.58	E. Podolak vs. Denver (12-139)	Dec. 6, 1970
11.29	A. Haynes vs. Oakland (14-158)	Nov. 26, 1961

TOUCHDOWNS

Most Touchdowns Rushing, Career

44	Marcus Allen	1993-97
40	Christian Okoye	1987-92
39	Abner Haynes	1960-65
34	Ed Podolak	1969-77
29	Priest Holmes	2001-02

Most Touchdowns Rushing, Season

21	Priest Holmes	2002
13	Abner Haynes	1962
12	Christian Okoye	1989
	Marcus Allen	1993
11	Marcus Allen	1997

Most Touchdowns Rushing, Consecutive Seasons

29	Priest Holmes (8, 21)	2001-02
22	Abner Haynes (9, 13)	1961-62
20	Marcus Allen (9, 11)	1996-97
19	Marcus Allen (12, 7)	1993-94
	Christian Okoye (12, 7)	1989-90
18	Abner Haynes (9, 9)	1960-61

Most Touchdowns Rushing, Rookie, Season

10	Billy Jackson	1981
9	Abner Haynes	1960
7	Robert Holmes	1968
6	Mike Garrett	1966
5	Jack Spikes	1960
	Tony Reed	1977

Most Rushing Touchdowns, Game

4	Abner Haynes vs. Oakland	Nov. 26, 1961
	Priest Holmes vs. Cleveland	Sept. 8, 2002
3	Jack Spikes vs. Houston	Oct. 1, 1961
	Abner Haynes vs. Boston	Sept. 8, 1962
	Bert Coan vs. Denver	Oct. 23, 1966
	Ed Podolak vs. Detroit	Nov. 25, 1971
	Ed Podolak vs. Cleveland	Dec. 12, 1976
	Billy Jackson vs. Oakland	Oct. 25, 1981
	Marcus Allen vs. Seattle	Dec. 5, 1993
	Donnell Bennett vs. Philadelphia	Sept. 27, 1998
	Bam Morris vs. San Diego	Nov. 22, 1998
	Priest Holmes vs. Denver	Oct. 20, 2002

Most Consecutive Games Rushing For TDs

11	Priest Holmes	2002
5	Mike Garrett	1967
4	Abner Haynes	1960
	Jack Spikes	1960-61
	Warren McVea	1969
	Ted McKnight	1981
	Theotis Brown	1983-84
	Christian Okoye	1989
	Bam Morris	1998

PASSING

Most Seasons Leading League

4	Len Dawson	1962, 1964, 1966, 1968
---	------------	------------------------

PASSER RATING

Highest Passer Rating Career (1,000 attempts)

83.2	Len Dawson	1962-75
81.6	Steve DeBerg	1988-91
80.8	Elvis Grbac	1997-00
77.1	Bill Kenney	1979-88
74.3	Steve Bono	1994-96

Highest Passer Rating, Season (Qualifiers)

101.9	Len Dawson	1966
98.8	Len Dawson	1968

98.4	Len Dawson	1962
96.3	Steve DeBerg	1990
92.6	Trent Green	2002

Highest Passer Rating, Rookie, Season

112.3	Todd Blackledge	1983
66.9	Hunter Enis	1960
55.8	Steve Fuller	1979

ATTEMPTS

Most Passes Attempted, Career

3,696	Len Dawson	1962-75
2,430	Bill Kenney	1979-88
1,751	Mike Livingston	1968-79
1,548	Elvis Grbac	1997-00
1,616	Steve DeBerg	1988-91
1,075	Steve Bono	1994-96

Most Passes Attempted, Season

603	Bill Kenney	1983
547	Elvis Grbac	2000
523	Trent Green	2001
520	Steve Bono	1995
499	Elvis Grbac	1999
493	Joe Montana	1994
470	Trent Green	2002

Most Passes Attempted, Consecutive Seasons

1,046	Elvis Grbac (499, 547)	1999-00
993	Trent Green (523, 470)	2001-02
958	Steve Bono (520, 438)	1995-96

885	Bill Kenney (603, 282)	1983-84
878	Steve DeBerg (444, 434)	1990-91
791	Joe Montana (298, 493)	1993-94

Most Passes Attempted, Rookie, Season

270	Steve Fuller	1979
54	Hunter Enis	1960
34	Todd Blackledge	1983

Most Passes Attempted, Game

55	Joe Montana vs. San Diego	Oct. 9, 1994
	Steve Bono vs. Miami	Dec. 12, 1994
54	Joe Montana vs. Denver	Oct. 17, 1994
	Steve Bono vs. San Diego	Sept. 29, 1996
53	Elvis Grbac vs. Oakland	Nov. 5, 2000
52	Bill Kenney vs. Denver	Oct. 30, 1983
50	Bill Kenney vs. Buffalo	Nov. 30, 1986
	Steve DeBerg vs. Cleveland	Nov. 24, 1991
	Rich Gannon vs. Jacksonville	Nov. 9, 1997

COMPLETIONS

Most Passes Completed, Career

2,115	Len Dawson	1962-75
1,330	Bill Kenney	1979-88
934	Steve DeBerg	1988-91
912	Mike Livingston	1968-79
897	Elvis Grbac	1997-00
594	Steve Bono	1994-96

Most Passes Completed, Season

346	Bill Kenney (603 att.)	1983
326	Elvis Grbac (547 att.)	2000
299	Joe Montana (493 att.)	1994
296	Trent Green (523 att.)	2001
294	Elvis Grbac (499 att.)	1999

293	Steve Bono (520 att.)	1995
287	Trent Green (470 att.)	2002

Most Passes Completed, Consecutive Seasons

620	Elvis Grbac (294, 326)	1999-00
583	Trent Green (296, 287)	2001-02
528	Steve Bono (293, 235)	1995-96
514	Steve DeBerg (258, 256)	1990-91
497	Bill Kenney (346, 151)	1983-84
480	Joe Montana (181, 299)	1993-94

Most Passes Completed, Rookie, Season

146	Steve Fuller	1979
30	Hunter Enis	1960
20	Todd Blackledge	1983

Most Passes Completed, Game

39	Elvis Grbac vs. Oakland	Nov. 5, 2000
37	Joe Montana vs. San Diego	Oct. 9, 1994
34	Joe Montana vs. Denver	Oct. 17, 1994
33	Steve Bono vs. Miami	Dec. 12, 1994
31	Bill Kenney vs. San Diego	Dec. 11, 1983
	Elvis Grbac vs. Carolina	Dec. 10, 2000

30	Steve DeBerg vs. Cleveland	Nov. 24, 1991
	Elvis Grbac vs. Seattle	Nov. 21, 1999

Most Consecutive Passes Completed

15	Len Dawson vs. Houston	Sept. 9, 1967
	Bill Kenney vs. San Diego (13)	Sept. 12, 1983
	vs. Washington (2)	Sept. 18, 1983

COMPLETION PERCENTAGE**Most Seasons Leading League**

*8	Len Dawson	1962, 1964-69, 1975
	"NFL RECORD	

Most Consecutive Seasons Leading League

*6	Len Dawson	1964-69
	"NFL RECORD	

Highest Completion Percentage, Career (1,000 Attempts)

57.97	Steve DeBerg (1,616-934)	1988-91
57.94	Elvis Grbac (1,548-897)	1997-00
57.22	Len Dawson (3,696-2,115)	1962-75

Highest Completion Percentage, Season (Qualifiers)

66.43	Len Dawson (140-93)	1975
61.06	Trent Green (470-287)	2002
60.95	Len Dawson (310-189)	1962
60.74	Joe Montana (298-181)	1993

Highest Completion Percentage, Rookie, Season

58.82	Todd Blackledge (34-20)	1983
55.56	Hunter Enis (54-30)	1960
54.07	Steve Fuller (270-146)	1979

Highest Completion Percentage, Game (20 attempts)

80.95	D. Krieg vs. N.Y. Jets (21-17)	Nov. 29, 1992
	T. Green vs. Denver (21-17)	Dec. 16, 2001
80.77	T. Green vs. Washington (26-21)	Sept. 30, 2001
79.17	L. Dawson vs. Pittsburgh (24-19)	Nov. 15, 1970
78.26	S. Bono vs. Seattle (23-18)	Sept. 3, 1995

YARDS GAINED**Most Yards Gained, Career**

28,507	Len Dawson	1962-75
17,277	Bill Kenney	1979-88
11,873	Steve DeBerg	1988-91
11,295	Mike Livingston	1968-79
10,642	Elvis Grbac	1997-00
7,473	Trent Green	2001-02

Most Yards Gained, Season

4,348	Bill Kenney	1983
4,169	Elvis Grbac	2000
3,783	Trent Green	2001
3,690	Trent Green	2002
3,444	Steve DeBerg	1990
3,389	Elvis Grbac	1999

Most Yards Gained, Consecutive Seasons

7,558	Elvis Grbac (3,389, 4,169)	1999-00
7,473	Trent Green (3,783, 3,690)	2001-02
6,446	Bill Kenney (4,348, 2,098)	1983-84
6,409	Steve DeBerg (3,444, 2,965)	1990-91
5,693	Steve Bono (3,121, 2,572)	1995-96

Most Yards Gained, Rookie, Season

1,484	Steve Fuller	1979
357	Hunter Enis	1960
259	Todd Blackledge	1983

Most Yards Gained, Game

504	Elvis Grbac vs. Oakland	Nov. 5, 2000
435	Len Dawson vs. Denver	Nov. 1, 1964
411	Bill Kenney vs. San Diego	Dec. 11, 1983
397	Bill Kenney vs. New Orleans	Sept. 8, 1985
395	Steve DeBerg vs. Denver	Sept. 17, 1990
393	Joe Montana vs. Denver	Oct. 17, 1994

Most Games, 300 or More Yards Passing, Career

15	Bill Kenney	1979-88
9	Len Dawson	1962-75
7	Elvis Grbac	1997-00
	Trent Green	2001-02
5	Steve DeBerg	1988-91

Most Games, 300 or More Yards Passing, Season

7	Bill Kenney	1983
5	Elvis Grbac	2000
4	Joe Montana	1994
	Trent Green	2002
3	Trent Green	2001
2	Cotton Davidson	1960
	Len Dawson	1964
	Bill Kenney	1984, 1985, 1987
	Steve DeBerg	1990
	Dave Krieg	1992
	Steve Bono	1994

Most Consecutive Games, 300 or More Yards Passing, Season

4	Bill Kenney	1983
3	Elvis Grbac	2000
2	Joe Montana	1994
	Steve Bono	1993
	Trent Green	2001
	Trent Green	2002

Long Pass Completion (All TDs)

*99	Trent Green vs. San Diego (to Marc Boerigter)	Dec. 22, 2002
93	Mike Livingston vs. Miami (to Otis Taylor for 79 yards, lateral to Robert Holmes for 14 yards)	Oct. 19, 1969
92	Len Dawson vs. Denver (to Tommy Brooker)	Nov. 18, 1962
	Len Dawson vs. Oakland (to Gloster Richardson)	Nov. 3, 1968
90	Len Dawson vs. Houston (to Frank Pitts)	Nov. 17, 1968
	Steve DeBerg vs. San Diego (to J.J. Birden)	Nov. 18, 1990
	"NFL RECORD	

20+ YARD PASSES

(Compiled Since 1990)

Most 20+ Yard Passes, Season

55	Elvis Grbac	2000
51	Trent Green	2001
46	Trent Green	2002
45	Steve DeBerg	1990
44	Dave Krieg	1992
40	Joe Montana	1994

Most 20+ Yard Passes, Career

133	Elvis Grbac	1997-00
97	Trent Green	2001-02
73	Steve DeBerg	1990-91
68	Joe Montana	1993-94
57	Dave Krieg	1992-93
42	Rich Gannon	1995-98

AVERAGE GAIN

Most Seasons Leading League	8.90	Len Dawson (310-2,759)	1962
3 Len Dawson		Len Dawson (284-2,527)	1966
Highest Average Gain, Career (1,000 attempts)		Highest Average Gain, Game (20 attempts)	
7.71 Len Dawson (3,696-28,507)	15.76	S. DeBerg vs. New England (21-331)	Dec. 2, 1990
7.35 Steve DeBerg (1,616-11,873)	13.90	T. Green vs. Denver (21-292)	Dec. 16, 2001
7.11 Bill Kenney (2,430-17,277)	12.82	L. Dawson vs. Denver (22-282)	Dec. 19, 1965
Highest Average Gain, Season (Qualifiers)	12.48	B. Kenney vs. Oakland (23-287)	Oct. 11, 1981
9.42 Len Dawson (224-2,109)			

TOUCHDOWNS

Most Seasons Leading League	Most Touchdown Passes, Rookie, Season
*4 Len Dawson	6 Steve Fuller
1962, 1963, 1965, 1966	3 Todd Blackledge
*NFL RECORD	1 Hunter Enis
Most Touchdown Passes, Career	Most Touchdown Passes, Game
237 Len Dawson	6 Len Dawson vs. Denver
105 Bill Kenney	Nov. 1, 1964
67 Steve DeBerg	5 Len Dawson vs. Boston
1979-88	Sept. 25, 1966
66 Elvis Grbac	Len Dawson vs. Miami
1997-00	Oct. 8, 1967
56 Mike Livingston	Elvis Grbac vs. San Diego
1968-79	Sept. 17, 2000
Most Touchdown Passes, Season	Trent Green vs. Miami
30 Len Dawson	Sept. 29, 2002
29 Len Dawson	6 times
1962	Bill Kenney
26 Len Dawson	4 times
1963, 1966	Last; vs. Chicago
2002	Nov. 1, 1967
Trent Green	Most Consecutive Games, Touchdown Passes
24 Len Dawson	15 Elvis Grbac
1967	Nov. 28, 1999 - Nov. 12, 2000
Bill Kenney	14 Len Dawson
1983	Oct. 3, 1965 - Oct. 8, 1966
Most Touchdown Passes, Consecutive Seasons	12 Len Dawson
56 Len Dawson (26, 30)	Sept. 8, 1962 - Dec. 2, 1962
1963-64	Trent Green
55 Len Dawson (29, 26)	Nov. 28, 2001 - Oct. 20, 2002
1962-63	
51 Len Dawson (30, 21)	
1964-65	
50 Elvis Grbac (22, 28)	
1999-00	
Len Dawson (26, 24)	
1966-67	
47 Len Dawson (21, 26)	
1965-66	

HAD INTERCEPTED

Most Consecutive Passes, None Intercepted	Most Interceptions, Game
233 Steve DeBerg	6 Todd Blackledge vs. L.A. Rams
1990	Oct. 20, 1985
202 Rich Gannon	5 Cotton Davidson vs. Houston
1997-98	Oct. 16, 1960
Most Passes Had Intercepted, Career	Len Dawson vs. Oakland
178 Len Dawson	Nov. 23, 1969
1962-75	Mike Livingston vs. Pittsburgh
86 Bill Kenney	Oct. 13, 1974
1979-88	Bill Kenney vs. San Diego
83 Mike Livingston	Sept. 20, 1981
1968-79	Steve DeBerg vs. San Diego
50 Steve DeBerg	Sept. 24, 1989
1988-91	Most Attempts, No Interceptions, Game
47 Elvis Grbac	45 Bill Kenney vs. L.A. Raiders
1997-00	Oct. 9, 1983
Most Passes Had Intercepted, Season	Steve DeBerg vs. Denver
24 Trent Green	Sept. 17, 1990
2001	43 Bill Kenney vs. Houston
23 Cotton Davidson	Oct. 23, 1983
1961	Rich Gannon vs. Denver
19 Len Dawson	Dec. 6, 1998
1963	Trent Green vs. Denver
Bill Kenney	Dec. 15, 2002
1983	41 Todd Blackledge vs. Houston
17 Len Dawson	Nov. 11, 1984
1962, 1967	Steve Bono vs. San Diego
Most Passes Had Intercepted, Rookie, Season	Oct. 9, 1995
14 Steve Fuller	Rich Gannon vs. Dallas
1979	Dec. 13, 1998
2 Hunter Enis	40 Steve Bono vs. New England
1960	Oct. 15, 1995
0 Todd Blackledge	Elvis Grbac vs. San Diego
1983	Oct. 16, 1997
	Elvis Grbac vs. Oakland
	Oct. 15, 2000

LOWEST PERCENTAGE, PASSES HAD INTERCEPTED

Lowest Percentage, Passes Had Intercepted Career (1,000 att.)	Lowest Percentage, Passes Had Intercepted (Season Qualifiers)
3.04 Elvis Grbac (1,548-47)	0.90 Steve DeBerg (444-4)
1997-00	1.69 Rich Gannon (354-6)
3.09 Steve DeBerg (1,616-50)	1.83 Joe Montana (493-9)
1988-91	1998
3.54 Bill Kenney (2,430-85)	1994
1979-88	

TIMES SACKED

(Compiled Since 1972)

Times Sacked, Career	41.0	Bill Kenney	1983
195.0	39.0	Trent Green	2001
132.0	37.0	Steve Fuller	1979
120.0		Times Sacked, Game	
Steve Fuller	10	Steve Fuller vs. Baltimore	Nov. 2, 1980
Times Sacked, Season	8	Steve Fuller vs. Pittsburgh	Dec. 5, 1982
49.0			
Steve Fuller			
48.0			
Dave Krieg			

PASS RECEIVING

PASS RECEPTIONS

Most Seasons Leading League

1 MacArthur Lane 1976

Most Pass Receptions, Career

416 Henry Marshall 1976-87
410 Otis Taylor 1965-75
397 Tony Gonzalez 1997-02
391 Chris Burford 1960-67
377 Stephone Paige 1983-91

Most Seasons, 50 or More Pass Receptions

5 Kimble Anders 1994-99
Tony Gonzalez 1998-02
4 Chris Burford 1961, 1963-64, 1966
Otis Taylor 1966-67, 1971-72
3 Carlos Carson 1983-84, 1987
Stephone Paige 1986, 1988, 1990
Derrick Alexander 1998-00
2 Frank Jackson 1963-64
Henry Marshall 1983-84
Willie Davis 1993-94
Priest Holmes 2001-02

Most Pass Receptions, Season

93 Tony Gonzalez 2000
80 Carlos Carson 1983
78 Derrick Alexander 2000
76 Tony Gonzalez 1999
73 Tony Gonzalez 2001
72 Andre Rison 1997

Most Pass Receptions, Consecutive Seasons

169 Tony Gonzalez (76, 93) 1999-00
166 Tony Gonzalez (93, 73) 2000-01
137 Carlos Carson (80, 57) 1983-84
136 Tony Gonzalez (73, 63) 2001-02
135 Tony Gonzalez (59, 76) 1998-99
132 Derrick Alexander (54, 78) 1999-00
Priest Holmes (62, 70) 2001-02

Most Pass Receptions, Game

12 Ed Podolak vs. Denver Oct. 7, 1973
11 Chris Burford vs. Buffalo Sept. 22, 1963
Ernie Harry vs. Cleveland Nov. 24, 1991
Kimble Anders vs. N.Y. Giants Sept. 10, 1995
Tony Gonzalez vs. New England Dec. 4, 2000
10 Chris Burford vs. Boston Oct. 12, 1962
Chris Burford vs. Buffalo Oct. 13, 1963
Frank Jackson vs. N.Y. Jets Nov. 29, 1964
Chris Burford vs. Boston Sept. 25, 1966

Otis Taylor vs. Cincinnati Oct. 15, 1972
Ed Podolak vs. Houston Sept. 29, 1974
Stephone Paige vs. Denver Sept. 17, 1990
J.J. Birden vs. Miami Dec. 12, 1994
Kimble Anders vs. Denver Nov. 16, 1998
Tony Gonzalez vs. Denver Sept. 24, 2000
Tony Gonzalez vs. Carolina Dec. 10, 2000

Most Consecutive Games, Pass Receptions

83 Stephone Paige Nov. 17, 1985 - Sept. 29, 1991
46 Ed Podolak Oct. 22, 1970 - Dec. 21, 1975
44 Carlos Carson Dec. 20, 1981 - Sept. 12, 1985
Tony Gonzalez Dec. 2, 1997 - Nov. 26, 2000
37 Otis Taylor Nov. 21, 1965 - Oct. 27, 1968
Otis Taylor Sept. 20, 1970 - Nov. 19, 1972
36 Tony Gonzalez Dec. 4, 2000 - Dec. 28, 2002

Most Receptions, Running Back, Career

369 Kimble Anders 1991-00
288 Ed Podolak 1969-77
197 Abner Haynes 1960-64
186 Todd McNair 1989-93, 1996
154 Curtis McClinton 1962-69

Most Receptions, Running Back, Season

70 Priest Holmes 2002
67 Kimble Anders 1994
66 MacArthur Lane 1976
64 Kimble Anders 1998
62 Priest Holmes 2001

Most Receptions, Tight End, Career

397 Tony Gonzalez 1997-02
198 Fred Arbanas 1962-70
163 Walter White 1975-79
135 Jonathan Hayes 1985-93
113 Keith Cash 1992-96

Most Pass Receptions, Tight End, Season

93 Tony Gonzalez 2000
76 Tony Gonzalez 1999
73 Tony Gonzalez 2001
63 Tony Gonzalez 2002
59 Tony Gonzalez 1998

Most Pass Receptions, Rookie, Season

55 Abner Haynes (RB) 1960
48 Sylvester Morris 2000
46 Chris Burford (TE) 1960
41 Tim Barnett 1991
Johnny Robinson (RB) 1960

YARDS GAINED

Most Yards Gained, Career

7,306 Otis Taylor 1965-75
6,545 Henry Marshall 1976-87
6,360 Carlos Carson 1980-89
6,341 Stephone Paige 1983-91
5,505 Chris Burford 1960-67

Most Seasons, 1,000 or More Yards

3 Carlos Carson 1983-84, 1987
2 Otis Taylor 1966, 1971
1 Stephone Paige 1990
Andre Rison 1997
Derrick Alexander 2000
Tony Gonzalez 2000

Most Yards Gained, Season (All 1,000+)

1,391 Derrick Alexander 2000
1,351 Carlos Carson 1983
1,203 Tony Gonzalez 2000
1,297 Otis Taylor 1966
1,110 Otis Taylor 1971
1,092 Andre Rison 1997
1,078 Carlos Carson 1984
1,044 Carlos Carson 1987
1,021 Stephone Paige 1990

Most Yards Gained, Consecutive Seasons

2,429 Carlos Carson (1,351, 1,078) 1983-84
2,255 Otis Taylor (1,297, 958) 1966-67
2,223 Derrick Alexander (832, 1,391) 1999-00
2,120 Tony Gonzalez (1,203, 917) 2000-01
2,052 Tony Gonzalez (849, 1,203) 1999-00

Most Yards Gained, Game

309 Stephone Paige vs. San Diego Dec. 22, 1985
(8 Receptions)
213 Curtis McClinton vs. Denver Dec. 19, 1965
(5 Receptions)
206 Stephone Paige vs. Denver Sept. 17, 1990
(10 Receptions)
197 Carlos Carson vs. San Diego Oct. 25, 1987
(9 Receptions)
190 Otis Taylor vs. Pittsburgh Oct. 18, 1971
(6 Receptions)

Most Games, 100 or More Yards, Career

20 Otis Taylor 1965-75
18 Carlos Carson 1980-88
12 Chris Burford 1960-67
Derrick Alexander 1998-00

Most Games, 100 or More Yards, Season

6 Otis Taylor 1966
Carlos Carson 1983
Derrick Alexander 2000
Tony Gonzalez 2000
4 Chris Burford 1961
Carlos Carson 1984, 1987
Derrick Alexander 1999

Most Consecutive Games, 100 or More Yards Pass Receiving, Season

4 Tony Gonzalez 2000
3 Frank Jackson 1964
Otis Taylor 1966
Willie Davis 1992

Longest Pass Receptions (All TDs)

*99	Marc Boerigter vs. San Diego (from Trent Green)	Dec. 22, 2002
92	Tommy Brooker vs. Denver (from Len Dawson)	Nov. 18, 1962
	Gloster Richardson vs. Oakland (from Len Dawson)	Nov. 3, 1968
90	Frank Pitts vs. Boston (from Len Dawson)	Nov. 17, 1968
	J.J. Birden vs. San Diego (from Steve DeBerg)	Nov. 18, 1990
89	Otis Taylor vs. Miami (from Len Dawson)	Nov. 13, 1966
86	Stephone Paige vs. New England (from Steve DeBerg)	Dec. 2, 1990
	Derrick Alexander vs. Chicago (from Elvis Grbac)	Sept. 12, 1999

*NFL RECORD

Most Yards Gained, Running Back, Career

2,829	Kimble Anders	1991-00
2,739	Abner Haynes	1960-65
2,456	Ed Podolak	1969-77
1,945	Curtis McClinton	1962-69
1,856	Todd McNair	1989-93, '96

Most Yards Gained, Running Back, Season

672	Priest Holmes	2002
614	Priest Holmes	2001
590	Curtis McClinton	1965
576	Abner Haynes	1960
573	Abner Haynes	1962

Most Yards Gained, Running Back, Game

213	Curtis McClinton vs. Denver	Dec. 19, 1965
149	Abner Haynes vs. San Diego	Oct. 20, 1963
130	Johnny Robinson vs. Buffalo	Dec. 18, 1960
127	Abner Haynes vs. N.Y. Titans	Dec. 3, 1961
122	Paul Palmer vs. San Diego	Sept. 25, 1988

Most Games, 100 or More Yards Gained, RB, Career

5	Abner Haynes	1960-65
3	Johnny Robinson	1960-71
	Paul Palmer	1987-88
	Priest Holmes	2001-02
2	Curtis McClinton	1962-69

Most Games, 100 or More Yards Gained, RB, Season

3	Paul Palmer	1988
2	Johnny Robinson	1960
	Abner Haynes	1964
	Priest Holmes	2001

Most Yards Gained, Tight End, Career

4,731	Tony Gonzalez	1997-02
3,101	Fred Arbanas	1962-70
2,396	Walter White	1975-79
1,541	Jonathan Hayes	1985-93
1,046	Keith Cash	1992-96

Most Yards Gained, Tight End, Season

1,203	Tony Gonzalez	2000
917	Tony Gonzalez	2001
849	Tony Gonzalez	1999
808	Walter White	1976
773	Tony Gonzalez	2002

Most Yards Gained, Tight End, Game

147	Tony Gonzalez vs. New England	Dec. 4, 2000
140	Tony Gonzalez vs. Miami	Sept. 29, 2002
131	Fred Arbanas vs. Houston	Oct. 4, 1964
129	Tony Gonzalez vs. Denver	Oct. 7, 2001
127	Tony Gonzalez vs. Denver	Sept. 24, 2000

Most Yards Gained, Rookie, Season

789	Chris Burford (TE)	1960
678	Sylvester Morris	2000
611	Johnny Robinson (RB)	1960
576	Abner Haynes (RB)	1960
564	Tim Barnett	1991

AVERAGE GAIN**Highest Average Gain, Career (200 receptions)**

18.12	Carlos Carson (351-6,360)	1980-89
17.82	Otis Taylor (410-7,306)	1965-75
17.30	Derrick Alexander (213-3,685)	1998-01
16.82	Stephone Paige (377-6,341)	1983-91
15.73	Henry Marshall (416-6,545)	1976-87

Highest Average Gain, Season (24 receptions)

22.36	Otis Taylor (58-1,297)	1966
21.93	Stephone Paige (43-943)	1985
21.83	Frank Pitts (30-655)	1968

Highest Average Gain, Game (3 receptions)

42.00	C. McClinton vs. Denver (5-213)	Dec. 19, 1965
40.00	J. Robinson vs. N.Y. Titans (3-120)	Oct. 2, 1960
39.67	Otis Taylor vs. Denver (3-119)	Dec. 14, 1968

TOUCHDOWNS**Most Touchdowns, Career**

57	Otis Taylor	1965-75
55	Chris Burford	1960-67
49	Stephone Paige	1983-91
37	Tony Gonzalez	1997-02
34	Fred Arbanas	1962-70

Most Touchdowns, Season

12	Chris Burford	1962
11	Otis Taylor	1967
	Stephone Paige	1986
	Tony Gonzalez	1999
10	Stephone Paige	1985
	Derrick Alexander	2000

Most Touchdowns, Consecutive Seasons

21	Chris Burford (12, 9)	1962-63
	Stephone Paige (10, 11)	1985-86
20	Tony Gonzalez (11, 9)	1999-00
19	Otis Taylor (8, 11)	1966-67
17	Chris Burford (5, 12)	1961-62
	Frank Jackson (8, 9)	1963-64

Most Touchdowns, Rookie, Season

6	Fred Arbanas	1962
	Stephone Paige	1983
5	Chris Burford	1960
	Otis Taylor	1965

	Bill Jones	1990
	Tim Barnett	1991

Most Touchdowns, Game

4	Frank Jackson vs. San Diego	Dec. 13, 1964
3	Chris Burford vs. Oakland	Sept. 23, 1962
	Chris Burford vs. Boston	Sept. 25, 1966
	Otis Taylor vs. Denver	Dec. 17, 1967
	Otis Taylor vs. N.Y. Jets	Nov. 16, 1969
	Sylvester Morris vs. San Diego	Sept. 17, 2000
	Tony Gonzalez vs. Miami	Sept. 29, 2002

Most Consecutive Games, Touchdown Receptions

5	Chris Burford	Sept. 8, 1962 - Oct. 12, 1962
	Otis Taylor	Oct. 23, 1966 - Nov. 20, 1966
4	Curtis McClinton	Dec. 11, 1966 - Oct. 2, 1966
	Willie Frazier	Sept. 17, 1972 - Oct. 8, 1977
	Otis Taylor	Sept. 25, 1972 - Oct. 15, 1979
	Tony Gonzalez	Sept. 24, 2000 - Oct. 22, 2000

Highest TD Catch Percentage, Season

40.0	Marc Boerigter (20 recs., 8 TDs)	2002
33.3	Chris Burford (45 recs., 12 TDs)	1962
27.3	Gloster Richardson (22 recs., 6 TDs)	1968
25.0	Fred Arbanas (20 recs., 5 TDs)	1967
23.5	Fred Arbanas (34 recs., 8 TDs)	1964

(Minimum 20 receptions)

20+ YARD RECEPTIONS

(Compiled Since 1997)

Most 20+ Yard Receptions, Career

64	Derrick Alexander	1998-01
56	Tony Gonzalez	1997-02
53	Willie Davis	1991-95
43	J.J. Birden	1990-94
25	Andre Rison	1997-99

Most 20+ Yard Receptions, Season

24	Derrick Alexander	2000
20	Derrick Alexander	1998
17	Andre Rison	1997
16	Tony Gonzalez	2000
	Eddie Kennison	2002

YARDS FROM SCRIMMAGE GAINED

(Rushing and receiving)

ATTEMPTS

Most Attempts, Career		282 Mike Garrett (236 rush, 46 rec.)	1967
1,445 Ed Podolak (1,157 rush, 288 rec.)	1969-77	265 Ed Podolak (210 rush, 55 rec.)	1973
1,288 Christian Okoye (1,246 rush, 42 rec.)	1987-92	Most Attempts, Game	
1,073 Marcus Allen (932 rush, 141 rec.)	1993-97	38 (38 rush, 0 rec.) C. Okoye vs. Green Bay	Dec. 10, 1989
993 Abner Haynes (794 rush, 199 rec.)	1960-65	37 (37 rush, 0 rec.) C. Okoye vs. Seattle	Nov. 5, 1989
916 Curtis McClinton (762 rush, 154 rec.)	1962-69	35 (35 rush, 0 rec.) B. Word vs. L.A. Raiders	Dec. 22, 1991
Most Attempts, Season		34 (30 rush, 5 rec.) P. Holmes vs. New England	Sept. 22, 2002
389 Priest Holmes (327 rush, 62 rec.)	2001	34 (27 rush, 7 rec.) A. Haynes vs. Denver	Oct. 30, 1960
383 Priest Holmes (313 rush, 10 rec.)	2002	(27 rush, 7 rec.) P. Holmes vs. Jacksonville	Dec. 30, 2001
372 Christian Okoye (370 rush, 2 rec.)	1989	(31 rush, 3 rec.) P. Holmes vs. Buffalo	Nov. 17, 2002

YARDS GAINED

Most Yards, Career		277 (168 rush, 109 rec.) P. Holmes vs. Oakland	Dec. 9, 2001
7,467 Otis Taylor (161 rush, 7,306 rec.)	1965-75	244 (146 rush, 98 rec.) W. Green vs. San Diego	Nov. 27, 1974
6,907 Ed Podolak (4,451 rush, 2,456 rec.)	1969-77	233 (152 rush, 81 rec.) P. Holmes vs. N.Y. Jets	Oct. 6, 2002
6,802 Henry Marshall (257 rush, 6,545 rec.)	1976-87	Yards Per Touch Average, RB, Season (200 touches)	
6,413 Carlos Carson (53 rush, 6,360 rec.)	1980-89	6.9 Abner Haynes (211-1,451)	1960
6,373 Stephone Paige (32 rush, 6,341 rec.)	1983-91	6.6 Abner Haynes (213-1,399)	1961
Most Yards, Season		6.2 Abner Haynes (260-1,622)	1962
2,287 Priest Holmes (1,615 rush, 672 rec.)	2002	6.0 Tony Reed (254-1,536)	1978
2,169 Priest Holmes (1,555 rush, 614 rec.)	2001	Priest Holmes (383-2,287)	2002
1,622 Abner Haynes (1,049 rush, 573 rec.)	1962	Yards Per Touch Average, RB, Career (350 touches)	
1,536 Tony Reed (1,053 rush, 483 rec.)	1978	6.6 Abner Haynes (993-6,553)	1960-64
1,492 Christian Okoye (1,480 rush, 12 rec.)	1989	5.7 Priest Holmes (772-4,456)	2001-02
Most Yards, Game		5.5 Curtis McClinton (916-5,069)	1962-69
309 (0 rush, 309 rec.) S. Paige vs. San Diego	Dec. 22, 1985	Tony Reed (651-3,566)	1977-80
307 (197 rush, 110 rec.) P. Holmes vs. Seattle	Nov. 24, 2002		

COMBINED NET YARDS GAINED

(Rushing, receiving, interception returns,
punt returns, kickoff returns and fumble returns)

ATTEMPTS

Most Attempts, Career		Most Attempts, Game	
1,569 Ed Podolak	1969-77	38 Christian Okoye vs. Green Bay	Dec. 10, 1989
1,289 Christian Okoye	1987-92	37 Christian Okoye vs. Seattle	Nov. 5, 1989
1,114 Abner Haynes	1960-65	36 Abner Haynes vs. Denver	Oct. 30, 1960
1,077 Marcus Allen	1993-97	35 Barry Word vs. L.A. Raiders	Dec. 22, 1991
932 Mike Garrett	1966-70	Priest Holmes vs. New England	Sept. 22, 2002
Most Attempts, Season		34 Woody Green vs. N.Y. Giants	Nov. 3, 1974
389 Priest Holmes	2001	Priest Holmes vs. Jacksonville	Dec. 30, 2001
383 Priest Holmes	2002	Priest Holmes vs. Buffalo	Nov. 17, 2002
372 Christian Okoye	1989		
286 Mike Garrett	1967		
277 Ed Podolak	1973		

YARDS GAINED

Most Yards Gained, Career		2,120 Dante Hall	2002
8,447 Abner Haynes	1960-65	2,100 Abner Haynes	1960
8,343 Ed Podolak	1969-77	1,897 Tamarick Vanover	1995
7,681 Otis Taylor	1965-75	Most Yards Gained, Game	
7,677 Carlos Carson	1980-89	309 Stephone Paige vs. San Diego	Dec. 22, 1985
7,475 Otis Taylor	1965-75	307 Priest Holmes vs. Seattle	Nov. 24, 2002
Most Yards Gained, Season		290 Noland Smith vs. San Diego	Oct. 15, 1967
2,287 Priest Holmes	2002	277 Priest Holmes vs. Oakland	Dec. 9, 2001
2,169 Priest Holmes	2001	276 Abner Haynes vs. San Diego	Oct. 20, 1963

PUNTING

Most Seasons Leading League		1 Bob Grupp	1979
*4 Jerrel Wilson	1965, 1968, 1972-73	Jim Arnold	1984
*NFL RECORD			

PUNTS

Most Punts, Career		Kelly Goodburn vs. Cleveland	Nov. 19, 1989
1,018 Jerrel Wilson	1963-77	Louie Aguiar vs. San Diego	Nov. 18, 1994
421 Louie Aguiar	1994-98	10 Jerrel Wilson vs. N.Y. Jets	Sept. 18, 1965
284 Jim Arnold	1983-85	Jerrel Wilson vs. Denver	Oct. 6, 1974
272 Bryan Barker	1990-93	Kelly Goodburn vs. N.Y. Jets	Oct. 2, 1988
219 Kelly Goodburn	1987-90	Todd Sauerbrun vs. San Diego	Nov. 26, 2000
Most Punts, Season		Longest Punt	
101 Daniel Pope	1999	76 Dan Stryzinski vs. Oakland	Sept. 9, 2001
99 Lewis Colbert	1986	74 Bob Grupp vs. San Diego	Nov. 4, 1979
98 Jim Arnold	1984	72 Jerrel Wilson vs. San Diego	Sept. 29, 1963
93 Jim Arnold	1983, 1985	70 Jerrel Wilson vs. Denver	Oct. 11, 1964
Most Punts, Game		Jerrel Wilson vs. Buffalo	Oct. 18, 1964
11 Bob Grupp vs. Baltimore	Sept. 2, 1979	Jerrel Wilson vs. Houston	Nov. 28, 1968
Jim Arnold vs. San Francisco	Nov. 17, 1985		

Highest Average, Career (200 Punts)

43.44	Jerrel Wilson (1,018-44,218)	1963-77
42.59	Louie Aguiar (421-17,930)	1994-98
42.02	Jim Arnold (284-11,934)	1983-85

Highest Average, Season (Qualifiers)

45.39	Jerrel Wilson (69-3,132)	1965
-------	--------------------------	------

Highest Average, Career (200 Punts)

35.48	Louie Aguiar	1994-98
35.42	Jerrel Wilson	1963-77
35.13	Bob Grupp	1979-81
34.82	Bryan Barker	1990-93
34.21	Jim Arnold	1983-85

Most Consecutive Punts, None Blocked

377	Louie Aguiar	1994-98
256	Jerrel Wilson	1968-71
233	Jim Arnold	1983-85

Punts Had Blocked, Career

12	Jerrel Wilson	1963-77
2	Bob Grupp	1979-81
	Jim Arnold	1983-85

Most Punts Inside the 20, Career

117	Louie Aguiar	1994-98
62	Bryan Barker	1990-93
58	Jim Arnold	1983-85
54	Kelly Goodburn	1987-90
51	Bob Grupp	1979-81

GROSS YARDAGE

45.53	Jerrel Wilson (80-3,642)	1973
45.10	Jerrel Wilson (63-2,841)	1966

Highest Average, Game (4 punts)

56.40	Jerrel Wilson vs. Boston (5-282)	Oct. 11, 1970
55.60	Louie Aguiar vs. Arizona (5-278)	Oct. 1, 1995
54.75	Jerrel Wilson vs. Boston (4-129)	Oct. 3, 1965

NET YARDAGE

Highest Average, Season (Qualifiers)

39.70	Jerrel Wilson	1968
38.89	Jerrel Wilson	1970
38.17	Louie Aguiar	1997
38.09	Jerrel Wilson	1971
37.51	Jim Arnold	1984

PUNTS HAD BLOCKED

	Bryan Barker	1990-93
	Daniel Pope	1999

Punts Had Blocked, Season

2	Jerrel Wilson	1974
	Jim Arnold	1985
	Daniel Pope	1999

Punts Had Blocked, Game

2	Jim Arnold vs. Denver	Oct. 27, 1985
---	-----------------------	---------------

INSIDE THE 20*(Compiled Since 1978)*

Most Punts Inside the 20, Season

29	Louie Aguiar	1995
28	Louie Aguiar	1997
	Todd Sauerbrun	2000
27	Dan Stryzinski	2001
25	Louie Aguiar	1996
	Kelly Goodburn	1989

PUNT RETURNS**PUNT RETURNS****Most Punt Returns, Career**

220	J.T. Smith	1979-84
181	Tamarick Vanover	1995-99
86	Ed Podolak	1969-77
83	Dale Carter	1992-95
71	Larry Brunson	1974-77

Most Punt Returns, Season

58	J.T. Smith	1979
51	Tamarick Vanover	1995
	Tamarick Vanover	1999

50	J.T. Smith	1981
43	Garcia Lane	1980

Most Punt Returns, Game

8	Ed Podolak vs. San Diego	Nov. 10, 1974
7	J.T. Smith vs. Baltimore	Sept. 2, 1979
	J.T. Smith vs. N.Y. Giants	Oct. 21, 1979
	Tamarick Vanover vs. Detroit	Sept. 26, 1999
	Tamarick Vanover vs. Denver	Dec. 5, 1999

Most Seasons Leading League

2	J.T. Smith	1979-80
---	------------	---------

Most Yards Gained Career

2,322	J.T. Smith	1979-84
1,930	Tamarick Vanover	1995-99
787	Dale Carter	1992-96
739	Ed Podolak	1969-77
662	Dante Hall	2000-02

Most Yards Gained, Season

640	Tamarick Vanover	1999
612	J.T. Smith	1979
581	J.T. Smith	1980
540	Tamarick Vanover	1995
528	J.T. Smith	1981

YARDS GAINED**Most Yards Gained, Game**

141	J.T. Smith vs. Oakland	Sept. 23, 1979
130	Tamarick Vanover vs. New Orleans	Dec. 21, 1997
128	Dante Hall vs. Arizona	Dec. 1, 2002
123	J.T. Smith vs. Baltimore	Nov. 2, 1980
	Jitter Fields vs. Denver	Oct. 18, 1987

Longest Punt Return (All TDs)

90	Dante Hall vs. Arizona	Dec. 1, 2002
88	J.T. Smith vs. Oakland	Sept. 23, 1979
86	Dale Carter vs. Seattle	Nov. 22, 1992
86	Tamarick Vanover vs. San Diego	Oct. 9, 1995
	Dante Hall vs. St. Louis	Dec. 8, 2002

AVERAGE YARDAGE**Most Seasons Leading League**

1	Abner Haynes	1960
	Noland Smith	1968
	Ed Podolak	1970
	J.T. Smith	1980

Highest Average, Career (50 returns)

11.11	Noland Smith (53-589)	1967-69
10.87	Abner Haynes (54-587)	1960-64
10.66	Tamarick Vanover (181-1,930)	1995-99

Highest Average, Season (Qualifiers)

15.36	Abner Haynes (14-215)	1960
15.00	Noland Smith (18-270)	1968
14.79	Johnny Robinson (14-207)	1960

Highest Average, Game (3 returns)

28.67	M. Garrett vs. Buffalo (3-86)	Sept. 11, 1966
	N. Smith vs. N.Y. Jets (3-86)	Sept. 15, 1968
27.50	G. Sellers vs. Boston (4-110)	Nov. 17, 1968
27.00	E. Podolak vs. Denver (3-81)	Oct. 4, 1970

TOUCHDOWNS

Most Touchdowns, Career			Dale Carter	1992
4 J.T. Smith	1979-84		Tamarick Vanover	1999
			Dante Hall	2002
Most Touchdowns, Season			Most Touchdowns, Game	
2 J.T. Smith	1979		1 19 times	
J.T. Smith	1980		Last: Dante Hall vs. St. Louis	Dec. 8, 2002

KICKOFF RETURNS

KICKOFF RETURNS

Most Kickoff Returns, Career			44 Tamarick Vanover	1999
212 Tamarick Vanover	1995-99		43 Tamarick Vanover	1995
117 Dante Hall	2000-02		Dante Hall	2001
84 Dave Grayson	1961-64		41 Noland Smith	1967
68 Noland Smith	1967-69		Tamarick Vanover	1998
64 Anthony Hancock	1982-86		Most Kickoff Returns, Game	
Most Kickoff Returns, Season			9 Noland Smith vs. Oakland	Nov. 23, 1967
57 Dante Hall	2002		Paul Palmer vs. Seattle	Sept. 20, 1987
51 Tamarick Vanover	1997			

YARDS GAINED

Most Yards Gained, Career			Most Yards Gained, Game	
5,099 Tamarick Vanover	1995-99		251 Jon Vaughn vs. Miami	Dec. 12, 1994
2,681 Dante Hall	2001-02		244 Noland Smith vs. San Diego	Oct. 15, 1967
2,231 Dave Grayson	1961-64		221 Paul Palmer vs. Seattle	Sept. 20, 1987
1,822 Noland Smith	1967-69		206 Noland Smith vs. Oakland	Nov. 23, 1967
1,309 Abner Haynes	1960-64		199 Tamarick Vanover vs. Denver	Nov. 16, 1997
Most Yards Gained, Season			Longest Kickoff Return (All TDs)	
1,354 Dante Hall	2002		*106 Noland Smith vs. Denver	Dec. 17, 1967
1,308 Tamarick Vanover	1997		99 Dave Grayson vs. Denver	Sept. 7, 1963
1,148 Noland Smith	1967		99 Tamarick Vanover vs. Seattle	Sept. 3, 1995
1,095 Tamarick Vanover	1995		97 Boyce Green vs. Pittsburgh	Dec. 21, 1986
969 Dante Hall	2001		Tamarick Vanover vs. Denver	Oct. 27, 1996
			*NFL RECORD	

AVERAGE YARDAGE

Most Seasons Leading League			28.31 Dave Grayson (16-453)	1961
1 Dave Grayson	1961		28.30 Larry Marshall (23-651)	1972
Highest Average, Career (50 returns)			Highest Average, Game (3 returns)	
26.79 Noland Smith (68-1,822)	1967-69		44.67 Dante Hall vs. St. Louis (3-134)	Dec. 8, 2002
26.56 Dave Grayson (84-2,231)	1961-64		44.33 Paul Palmer vs. Seattle (3-133)	Dec. 27, 1987
25.17 Abner Haynes (52-1,309)	1960-64		40.67 Noland Smith vs. San Diego (6-244)	Oct. 15, 1967
Highest Average, Season (Qualifiers)			40.33 L. Williams vs. Cincinnati (3-121)	Nov. 21, 1976
29.71 Dave Grayson (18-535)	1962			

TOUCHDOWNS

Most Touchdowns, Career			Most Touchdowns, Game	
4 Tamarick Vanover	1995-99		1 13 times	
2 Paul Palmer	1987-88		Last: Dante Hall vs. St. Louis	Dec. 8, 2002
Most Touchdowns, Season				
2 Paul Palmer	1987			
Tamarick Vanover	1995			

FUMBLES

Most Fumbles, Season			Most Fumbles, Game	
16 Steve Fuller	1980		*7 Len Dawson vs. San Diego	Nov. 15, 1964
15 Len Dawson	1964		*NFL RECORD	

OPPONENTS FUMBLES RECOVERED

Most Opponents Fumbles Recovered, Career			5 Dan Saleaumua	1989
19 Derrick Thomas	1989-99		4 Bill Andrews	1977
18 Willie Lanier	1967-77		Tim Gray	1977
17 Dan Saleaumua	1989-96		Gary Spani	1980
15 Bobby Bell	1963-74		Most Opponents Fumbles Recovered, Game	
14 Jim Lynch	1967-77		*3 Charles Jackson vs. Pittsburgh	Sept. 6, 1981
Deron Cherry	1981-91		*NFL RECORD	
Most Opponents Fumbles Recovered, Season			Longest Return After Fumble Recovered, Yards	
6 Deron Cherry	1988		100 (TD) Chris Marlin vs. Miami	Oct. 13, 1991
Dan Saleaumua	1990			

OPPONENTS FUMBLES FORCED

(Compiled Since 1982)

Most Opponents Fumbles Forced, Career			Most Opponents Fumbles Forced, Season	
45 Derrick Thomas	1989-99		8 Derrick Thomas	1992
29 Neil Smith	1988-96		6 Derrick Thomas	1990
13 Kevin Ross	1984-93, '97		Derrick Thomas	1994
11 Deron Cherry	1981-91			
Bill Maas	1984-92			

INTERCEPTIONS BY

Most Seasons, Leading League

2	Johnny Robinson	1966, 1970
	Emmitt Thomas	1969, 1974

Most Interceptions By, Career

58	Emmitt Thomas	1966-78
57	Johnny Robinson	1960-71
50	Deron Cherry	1981-91
39	Gary Barbaro	1976-82
38	Albert Lewis	1983-93

Most Interceptions By, Season

12	Emmitt Thomas	1974
10	Johnny Robinson	1966
	Bobby Hunt	1966
	Johnny Robinson	1970
9	Emmitt Thomas	1969
	Deron Cherry	1986

Most Interceptions By, Rookie, Season

8	Bobby Hunt	1962
7	Dale Carter	1992

6	Kevin Ross	1984
4	Bobby Ply	1962
	Emmitt Thomas	1967
	Lloyd Burruss	1981
	Albert Lewis	1983

Most Interceptions By, Game

*4	Bobby Ply vs. San Diego	Dec. 16, 1962
	Bobby Hunt vs. Houston	Oct. 4, 1964
	Deron Cherry vs. Seattle	Sept. 29, 1985
3	Bobby Ply vs. Denver	Dec. 9, 1962
	Johnny Robinson vs. Baltimore	Sept. 28, 1970
	Albert Lewis vs. Atlanta	Dec. 8, 1985
	Lloyd Burruss vs. San Diego	Oct. 19, 1986
	Albert Lewis vs. Atlanta	Sept. 1, 1991
	Greg Wesley vs. Miami	Sept. 29, 2002

*NFL RECORD

Most Consecutive Games, Passes Intercepted By

6	Eric Harris	1980
---	-------------	------

YARDS GAINED

Most Yards Gained, Career

938	Emmitt Thomas (58 INTs)	1966-78
771	Gary Barbaro (39 INTs)	1975-82
741	Johnny Robinson (57 INTs)	1960-71
688	Deron Cherry (50 INTs)	1981-91
674	Bobby Hunt (37 INTs)	1962-67

Most Yards Gained, Season

274	Mark McMillian (8 INTs)	1997
228	Bobby Hunt (6 INTs)	1963
214	Emmitt Thomas (12 INTs)	1974
193	Lloyd Burruss (5 INTs)	1986
170	Greg Wesley (6 INTs)	2002

Most Yards Gained, Game

121	Lloyd Burruss vs. San Diego (3 INTs)	Oct. 19, 1986
108	Bobby Ply vs. San Diego (4 INTs)	Dec. 16, 1962
102	Gary Barbaro vs. Seattle (1 INT)	Dec. 11, 1977
100	Tim Collier vs. Oakland (1 INT)	Dec. 18, 1977
99	Dave Grayson vs. N.Y. Titans (1 INT)	Dec. 17, 1961
	Kevin Ross vs. San Diego (1 INT)	Sept. 6, 1992

Longest Interception Return (All TDs)

102	Gary Barbaro vs. Seattle	Dec. 11, 1977
100	Tim Collier vs. Oakland	Dec. 18, 1977
99	Dave Grayson vs. N.Y. Titans	Dec. 17, 1961
	Kevin Ross vs. San Diego	Sept. 6, 1992
87	Mark McMillian vs. San Diego	Dec. 14, 1997
80	David Webster vs. Oakland	Oct. 9, 1960

TOUCHDOWNS

Most Touchdowns, Career

6	Bobby Bell	1963-74
5	Emmitt Thomas	1966-78
	Jim Kearney	1967-75
4	Lloyd Burruss	1981-91

Most Touchdowns, Season

*4	Jim Kearney	1972
3	Lloyd Burruss	1986

	Mark McMillian	1997
2	Emmitt Thomas	1974
	Charles Mincy	1992

*NFL RECORD

Most Touchdowns, Game

*2	Jim Kearney vs. Denver	Oct. 1, 1972
	Lloyd Burruss vs. San Diego	Oct. 19, 1986

* NFL RECORD

SACKS

(Compiled Since 1973)

Most Sacks, Career

126.5	Derrick Thomas	1989-99
86.0	Neil Smith	1988-96
73.0	Art Still	1978-87
51.0	Mike Bell	1979-85, '87-91
40.0	Bill Maas	1984-92

Most Sacks, Season

20.0	Derrick Thomas	1990
15.0	Neil Smith	1993
14.5	Art Still	1980
	Art Still	1984
	Neil Smith	1992
	Derrick Thomas	1992
14.0	Eric Hicks	2000

Most Sacks, Consecutive Seasons

33.5	Derrick Thomas (20.0, 13.5)	1990-91
30.0	Derrick Thomas (10.0, 20.0)	1989-90
29.5	Neil Smith (14.5, 15.0)	1992-93
28.0	Derrick Thomas (13.5, 14.5)	1991-92
26.5	Neil Smith (15.0, 11.5)	1993-94

Most Sacks, Rookie, Season

10.0	Derrick Thomas	1989
6.5	Art Still	1978
5.5	Sylvester Hicks	1978
	Mike Bell	1979
5.0	Bill Maas	1984
	Tim Cotfield	1986

Most Sacks, Game

*7.0	Derrick Thomas vs. Seattle	Nov. 11, 1990
6.0	Derrick Thomas vs. Oakland	Sept. 6, 1998
4.0	Wilbur Young vs. San Diego	Oct. 19, 1975
	Art Still vs. Oakland	Oct. 5, 1980
	Derrick Thomas vs. Buffalo	Oct. 7, 1991
	Derrick Thomas vs. San Diego	Nov. 8, 1992
	Neil Smith vs. L.A. Raiders	Oct. 3, 1993

*NFL RECORD

TACKLES

(Compiled Since 1977)

Most Tackles, Career		Most Tackles, Rookie, Season	
999 Gary Spani	1978-86	144 Gary Spani	1978
992 Art Still	1978-87	140 Dino Hackett	1986
927 Deron Cherry	1981-91	120 Art Still	1978
827 Kevin Ross	1984-93, '97	101 Greg Wesley	2000
742 Donnie Edwards	1996-01	98 Kevin Ross	1984
728 Derrick Thomas	1989-99	Most Tackles, Consecutive Seasons	
Most Tackles, Season		306 Gary Spani (157, 149)	1979-80
162 Mike Maslowski	2002	302 Gary Spani (149, 153)	1980-81
157 Gary Spani	1979	301 Gary Spani (144, 157)	1978-79
153 Gary Spani	1981	298 Donnie Edwards (151, 147)	2000-01
151 Deron Cherry	1988	294 Donnie Edwards (143, 151)	1999-00
Donnie Edwards	1998, 2000		

BLOCKED KICKS

Most Opponents Punts Blocked, Career		Most Opponents Punts Blocked, Game	
10 Albert Lewis	1983-93	3 Albert Lewis	1986
2 Ed Beckman	1977-84	2 Sherrill Headrick	1963
Gary Green	1977-83	Longest Return of Blocked Field Goal	
Sherrill Headrick	1960-67	78 (TD) Lloyd Burruss vs. Pittsburgh	Dec. 21, 1986
Most Opponents Punts Blocked, Season		65 (TD) Kevin Ross vs. Cincinnati	Dec. 6, 1987
4 Albert Lewis	1990		

TEAM

GAMES WON

Most Consecutive Games Won		Most Consecutive Home Games Won	
7 1968-69, 1969, 1995		11 1997-98	
6 1968, 1997		10 1968-69, 1995-96	
5 1961-62, 1966-67, 1971, 1984-85		9 1970-71, 1994-95	
Most Consecutive Games Won, Start of Season		8 1997	
4 1996		Most Consecutive Road Games Won	
3 1962, 1966, 1994, 1995		9 1966-67, 1994-95	
Most Consecutive Games Won, End of Season		6 1967-68	
6 1997		1968-69, 1971-72	
5 1968			
3 1960, 1963, 1966, 1967, 1971, 1972, 1984, 1986			

GAMES LOST

Most Consecutive Games Lost		Most Consecutive Home Games Lost	
9 1987		8 1974-75	
8 1975-76		7 1975-76	
7 1985		6 1977-78	
Most Consecutive Games Lost, Start of Season		Most Consecutive Road Games Lost	
5 1977		8 1978-79, 1985-86	
4 1976, 1980		6 1988	
3 1975		5 1961, 1975-76, 1984, 1987, 1998, 2002	
Most Consecutive Games Lost, End of Season			
6 1977			
4 1975			
3 1996			

SCORING

POINTS

Most Points, Season		Most Points, Consecutive Seasons	
467 2002		856 (448, 408)	1966-67
448 1966		787 (320, 467)	2001-02
408 1967		779 (408, 371)	1967-68
390 1999		770 (322, 448)	1965-66
389 1962		745 (390, 355)	1999-00
Highest Scoring Average, Season		Fewest Points, Season	
32.0 (448 in 14 games)	1966	176 1982 (9 games)	
29.2 (467 in 16 games)	2002	225 1977	
29.1 (408 in 14 games)	1967	231 1973	
27.8 (389 in 14 games)	1962	233 1974	
26.5 (371 in 14 games)	1968	238 1979	

Lowest Scoring Average, Season

14.9 (238 in 16 games)	1979
15.2 (243 in 16 games)	1978
15.9 (254 in 16 games)	1988
16.1 (225 in 14 games)	1977
16.5 (231 in 14 games)	1973

Largest Scoring Differential, Season

+201 (371 - 170)	1968
+182 (359 - 177)	1969
+176 (448 - 276)	1966
+156 (369 - 233)	1962
+154 (408 - 254)	1967

Most 40-Point Games, Season

4	1966, 2002
3	1961, 1962, 1963, 1964, 1967
2	1965, 1968, 1983, 2000

Most 30-Point Games, Season

8	1966, 2002
7	1999
6	1967

Most Points Scored, Game

59 vs. Denver	Sept. 7, 1963
56 vs. Denver	Oct. 23, 1966
54 vs. St. Louis	Oct. 22, 2000
52 4 times; Last vs. Denver	Oct. 29, 1967

Largest Margin of Victory, Game

52 Kansas City (59) vs. Denver (7)	Sept. 7, 1963
49 Kansas City (49) vs. Arizona (0)	Dec. 1, 2002
48 Kansas City (48) vs. N.Y. Jets (0)	Dec. 22, 1963
46 Kansas City (56) vs. Denver (10)	Nov. 10, 1966
45 Kansas City (48) vs. Miami (3)	Sept. 28, 1968
43 Kansas City (49) vs. San Diego (6)	Dec. 13, 1964
42 Kansas City (52) vs. Denver (9)	Oct. 29, 1967

Most Points, Both Teams, Game

99 KC (48) vs. Seattle (51)	Nov. 27, 1983 (OT)
88 Denver (39) vs. KC (49)	Nov. 1, 1964
KC (54) vs. St. Louis (34)	Oct. 22, 2000

Fewest Points, Both Teams, Game

3 KC (0) vs. Tampa Bay (3)	Dec. 16, 1979
9 Cleveland (6) vs. KC (3)	Sept. 4, 1988
12 KC (3) vs. Miami (9)	Oct. 20, 1974
St. Louis (6) vs. KC (6)	Nov. 22, 1970

Most Points Shutout Victory, Game

49 vs. Arizona	Dec. 1, 2002
48 vs. N.Y. Jets	Dec. 22, 1963
41 vs. Miami	Oct. 8, 1967
34 vs. Boston	Dec. 11, 1950
vs. Houston	Nov. 26, 1989
vs. Cleveland	Sept. 30, 1990
vs. San Diego	Oct. 31, 1999

Fewest Points, Shutout Victory, Game

14 vs. Baltimore	Sept. 2, 1979
16 vs. Denver	Dec. 6, 1970
17 vs. L.A. Chargers	Sept. 25, 1960

Largest Fourth-Quarter Comebacks

Opponent	Deficit	Final	Date
14 N.Y. Jets	3-17	17-17 (OT)	Oct. 2, 1988
N.Y. Giants	3-17	20-17 (OT)	Sept. 19, 1995
Oakland	20-34	37-34	Nov. 28, 1999

Largest Second-Half Comebacks

Opponent	Deficit	Final	Date
17 Buffalo	10-27	27-27	Sept. 22, 1965
Oakland	0-17	28-17	Oct. 25, 1981
16 San Diego	0-16	24-23	Nov. 2, 1986
14 N.Y. Jets	3-17	17-17 (OT)	Oct. 8, 1988
San Diego	0-14	20-17 (OT)	Dec. 8, 1991
N.Y. Giants	3-17	20-17 (OT)	Sept. 10, 1995
Oakland	13-27	28-27	Sept. 8, 1997
Oakland	20-34	37-34	Nov. 28, 1999

Most Consecutive Games Scoring

179	1963-76
139	1994-02
91	1987-92
60	1979-84
52	1960-63, 1976-79

Most Points, Two Consecutive Games

104 (56, 48)	Oct. 23, 1966 - Oct. 30, 1966
--------------	-------------------------------

Most Points, First Half, Game

42 vs. Denver	Oct. 29, 1967
38 vs. Miami	Sept. 28, 1968
35 vs. Arizona	Dec. 1, 2002
vs. St. Louis	Dec. 8, 2002
31 vs. Miami	Nov. 13, 1966
vs. Baltimore	Sept. 26, 1970

Most Points, First Quarter, Season

158	1966
103	1962
101	2002
90	1965, 1968
87	1967

Most Points, Second Quarter, Season

149	1997
143	1967
137	1989
128	1992
123	1971, 1990

Most Points, Third Quarter, Season

109	1963
106	1964
105	1998
94	1966
93	1999

Most Points, Fourth Quarter, Season

168	2002
129	1962
127	1960
124	2000
116	1966, 1983

TOUCHDOWNS**Most Touchdowns, Season**

57	2002
55	1966
50	1962
49	1964, 1967
47	1999

Most Touchdowns, Consecutive Seasons

104 (55, 49)	1966-67
96 (50, 46)	1962-63
95 (45, 50)	1961-62
(46, 49)	1963-64
(40, 55)	1965-66
91 (46, 45)	1960-61
(47, 44)	1999-00
(34, 57)	2001-02

Fewest Touchdowns, Season

17	1982 (9 games)
23	1973
24	1988

Most Touchdowns, Game

8 vs. Denver	Sept. 7, 1963
vs. Denver	Oct. 23, 1966
7 11 times; Last vs. St. Louis	Dec. 8, 2002

Most Touchdowns, Both Teams, Game

13 Kansas City (7) vs. Seattle (6)	Nov. 27, 1983 (OT)
12 Denver (5) vs. Kansas City (7)	Nov. 1, 1964
Kansas City (7) vs. St. Louis (5)	Oct. 22, 2000

Most Consecutive Games Scoring Touchdowns

96	1963-70
64	1997-01
52	1960-63
33	1976-78

Most Offensive Touchdowns, Season

53	2002
50	1962, 1966
46	1964
44	1967
42	1963, 1983

Fewest Offensive Touchdowns, Season

13	1982
21	1973, 1974
24	1970, 1977, 1987, 1988
25	1979
26	1972, 1978

Most Return Touchdowns, Season

11	1992, 1999
7	1995, 1997
6	1987

Most Defensive Touchdowns, Season

9	1999
8	1992
5	1972, 1974, 1977
4	1960, 1967, 1981, 1986, 1995, 1997

Fewest Defensive Touchdowns, Season

0	1962, 1976, 1978, 1988
1	1961, 1975, 1976, 1989, 1998, 2001, 2002

Most Defensive Touchdowns, Game

3	vs. Denver	Dec. 27, 1992
2	11 times, last vs. Oakland	Nov. 28, 1999

Most Interception Return TDs, Season

6	1992
5	1972, 1974, 1999
4	1960, 1986, 1997

Most Fumble Return TDs, Season

4	1999
3	1997, 1980, 1981
2	1989, 1991, 1992, 1993, 1995

Most Special Teams Touchdowns, Season

5	1986, 1987
4	1995
3	1969, 1992, 2002

Most Special Teams Touchdowns, Game

3	vs. Pittsburgh	Dec. 21, 1986
2	vs. Cleveland	Sept. 30, 1990
	vs. St. Louis	Dec. 8, 2002

POINTS AFTER TOUCHDOWN**Most Points After Touchdown, Season**

54	2002
48	1966
47	1962
46	1964

Fewest Points After Touchdown, Season

17	1982 (9 games)
21	1973
23	1988

Most Points After Touchdown, Game

8	vs. Denver	Sept. 8, 1963
	vs. Denver	Oct. 23, 1966

TWO-POINT ATTEMPTS**Most Two-Point Attempts, Season**

6	2001
5	1997
4	1961, 1994
3	1964, 1965, 1966, 1967, 1995, 2002

Most Two-Point Conversions, Season

3	1961, 1965, 1994, 2001
2	1966, 1967, 1997
1	1960, 1963, 1964, 2002

Most Two-Point Attempts, Game

2	vs. Buffalo	Oct. 18, 1964
	vs. Houston	Oct. 24, 1965
	vs. St. Louis	Oct. 26, 1997

Most Two-Point Conversions, Game

2	vs. Houston	Oct. 24, 1965
	vs. St. Louis	Oct. 26, 1997

FIELD GOALS**Most Field Goals Attempted, Season**

44	1971
42	1970
40	1968

Fewest Field Goals Attempted, Season

17	1964
18	1977
22	1979

Most Field Goals Attempted, Game

7	vs. Buffalo	Dec. 19, 1971
6	7 times; Last vs. Denver	Dec. 16, 2001

Most Field Goals Attempted, Both Teams, Game

10	Kansas City (7) vs. Buffalo (3)	Dec. 19, 1971
	Kansas City (5) vs. San Diego (5)	Oct. 29, 1972
	Kansas City (6) vs. Denver (4)	Dec. 16, 2001

Most Field Goals Made, Season

34	1990
30	1968, 1970
27	1969, 1988, 1997, 1998, 2001

Fewest Field Goals Made, Season

7	1961
8	1963, 1964
12	1979

Most Field Goals Made, Game

5	vs. Buffalo	Nov. 2, 1969
	vs. Buffalo	Dec. 7, 1969
	vs. Buffalo	Dec. 19, 1971
	vs. L.A. Raiders	Sept. 12, 1985
	vs. Cincinnati	Nov. 13, 1988
	vs. Chicago	Dec. 29, 1990
	vs. Denver	Sept. 20, 1993

Most Field Goals Made, Both Teams, Game

*8	Kansas City (5) vs. Buffalo (3)	Dec. 19, 1971
	*NFL RECORD	
7	Buffalo (2) vs. Kansas City (5)	Dec. 7, 1969
	Kansas City (4) vs. Denver (3)	Dec. 16, 2001

Most Consecutive Games Scoring Field Goals

18	2001-02
16	1970
11	1968-69, 1971-72, 1985-86
10	1980-81

SAFETIES**Most Safeties, Season**

3	1988, 1997
---	------------

Most Safeties, Game

1	17 times; Last vs. Pittsburgh	Oct. 14, 2001
---	-------------------------------	---------------

FIRST DOWNS

Most First Downs, Season

343	2002
324	2001
322	1991, 1994
321	2000
315	1981, 1997

Fewest First Downs, Season

163	1982 (9 games)
183	1970
208	1973

Most First Downs, Game

32	vs. Houston	Oct. 24, 1965
	vs. Seattle	Nov. 24, 2002
31	vs. Oakland	Nov. 5, 2000
30	vs. L.A. Raiders	Dec. 22, 1991
29	vs. N.Y. Giants	Nov. 3, 1974
	vs. Denver	Oct. 24, 1976
	vs. Seattle	Nov. 22, 1981
	vs. San Diego	Sept. 20, 1981
	vs. Seattle	Sept. 28, 1997
	vs. Washington	Sept. 30, 2001

Fewest First Downs, Game

4	vs. Tampa Bay	Dec. 16, 1979
7	vs. Boston	Oct. 23, 1964
	vs. Oakland	Dec. 12, 1970
8	10 times; Last vs. Miami	Oct. 11, 1987

Most First Downs, Both Teams, Game

64	KC (32) vs. Seattle (32)	Nov. 24, 2002
62	KC (31) vs. Oakland (31)	Nov. 5, 2000
59	Seattle (33) vs. KC (26)	Nov. 27, 1983 (OT)
58	Denver (34) vs. KC (24)	Nov. 18, 1974

Fewest First Downs, Both Teams, Games

15	Denver (8) vs. Kansas City (7)	Dec. 6, 1970
18	Kansas City (7) vs. Boston (11)	Oct. 23, 1964

Most First Downs, Rushing, Season

160	1978, 1981
140	2002
130	1980
129	1969, 1997

Fewest First Downs, Rushing, Season

71	1982 (9 games)
79	1985
83	1970, 1983, 1986
84	2000

Most First Downs, Rushing, Game

20	vs. Houston	Oct. 1, 1961
18	vs. Oakland	Oct. 20, 1968
	vs. Seattle	Nov. 22, 1981
	vs. Detroit	Nov. 28, 1996
16	8 times; Last vs. Buffalo	Oct. 7, 1991

Fewest First Downs, Rushing, Game

0	vs. Cincinnati	Nov. 24, 1974
	vs. Pittsburgh	Nov. 10, 1985
	vs. L.A. Raiders	Dec. 6, 1992
	vs. Denver	Oct. 27, 1996
1	7 times; Last vs. Denver	Nov. 16, 1998

*NFL RECORD

Most First Downs, Passing, Season

211	1994
208	1983
207	2000
180	1993

Fewest First Downs, Passing, Season

79	1982 (9 games)
86	1970
89	1968
91	1979

Most First Downs, Passing, Game

23	vs. Oakland	Nov. 5, 2000
21	vs. Dallas	Nov. 20, 1983
	vs. Denver	Oct. 17, 1994
19	vs. Denver	Nov. 1, 1964
	vs. N.Y. Jets	Nov. 15, 1969
	vs. Denver	Oct. 30, 1983
	vs. Miami	Dec. 12, 1994
	vs. Washington	Sept. 30, 2001

Fewest First Downs, Passing, Game

1	vs. Oakland	Oct. 20, 1968
	vs. Houston	Sept. 10, 1978
	vs. Tampa Bay	Dec. 16, 1979
2	4 times; Last vs. Seattle	Dec. 17, 1978

Most First Downs, Penalty, Season

33	1996, 1998
29	1966, 1978, 1984
28	1979

Fewest First Downs, Penalty, Season

4	1969
8	1965
9	1973

Most First Downs, Penalty, Game

9	vs. L.A. Raiders	Oct. 3, 1993
7	vs. L.A. Raiders	Sept. 17, 1989
	vs. Seattle	Oct. 17, 1996
5	7 times; Last vs. Buffalo	Nov. 17, 2002

Fewest First Downs, Penalty, Game

0	Many times
---	------------

NET YARDS GAINED RUSHING AND PASSING

YARDS GAINED

Most Yards Gained, Season

6,000	2002
5,692	1994
5,673	2001
5,614	2000
5,596	1983

Most Yards Gained, Consecutive Seasons

11,673	(5,673, 6,000)	2001-02
11,287	(5,614, 5,673)	2000-01
10,937	(5,692, 5,245)	1994-95
10,935	(5,321, 5,614)	1999-00
10,690	(5,595, 5,095)	1983-84
10,536	(5,215, 5,321)	1990-91

Fewest Yards Gained, Season

2,498	1982 (9 games)
3,536	1973
3,577	1970

Most Yards Gained, Game (All 500+)

614	vs. Denver	Oct. 23, 1966
566	vs. Detroit	Oct. 14, 1990
552	vs. Seattle	Nov. 24, 2002
551	vs. Buffalo	Sept. 30, 1962
546	vs. Washington	Sept. 30, 2001
542	vs. Houston	Oct. 24, 1965
537	vs. San Diego	Dec. 11, 1983
520	vs. Denver	Nov. 1, 1964
513	vs. Oakland	Nov. 5, 2001
512	vs. Seattle	Dec. 27, 1987
510	vs. Houston	Nov. 28, 1965
508	vs. Cincinnati	Sept. 28, 1969
506	vs. San Diego	Oct. 14, 1984
504	vs. New Orleans	Sept. 8, 1985
504	vs. N.Y. Jets	Oct. 6, 2002
502	vs. Buffalo	Oct. 3, 1976

Fewest Yards Gained, Game

62	vs. Oakland	Nov. 8, 1963
80	vs. Tampa Bay	Dec. 16, 1979
104	vs. Buffalo	Oct. 29, 1973
106	vs. Oakland	Dec. 8, 1973
121	vs. Denver	Oct. 4, 1970
	vs. Oakland	Dec. 12, 1970

Most Yards Gained, Both Teams, Game

1,086	KC (552) vs. Seattle (534)	Nov. 24, 2002
1,013	KC (537) vs. San Diego (476)	Dec. 11, 1983
986	KC (513) vs. Oakland (473)	Nov. 5, 2000
968	San Diego (532) vs. KC (436)	Dec. 22, 1985
962	KC (431) vs. Seattle (531)	Nov. 27, 1983 (OT)

Fewest Yards Gained, Both Teams, Game

323	KC (178) vs. N.Y. Jets (145)	Nov. 7, 1971
335	Houston (91) vs. KC (244)	Oct. 12, 1969
338	Oakland (276) vs. KC (62)	Nov. 8, 1963

Most Games, 400 or More Yards Gained

6	1994, 2000, 2002
5	1969, 2001

4	1960, 1961, 1962, 1976, 1983, 1997
3	1964, 1965, 1966, 1967, 1974, 1981, 1989, 1990, 1991
2	1984, 1985, 1987, 1988, 1993

Most Consecutive Games, 400 or More Yards Gained

4	1976
3	1974, 2000

Most Games, 300 or More Yards Gained

13	2002
12	1989, 1995, 1999
11	1966, 1983, 1991, 1996
10	1964, 1968, 1981, 1984, 1993, 1994, 2000, 2001
9	1962, 1975, 1988, 1997

Most Consecutive Games, 300 or More Yards Gained

13	2001-02
10	1966-67, 1989
7	1981, 1991
6	1961-62, 1964-65, 1984-85

PLAYS**Most Plays, Season**

1,098	1994
1,074	1983
1,059	1995
1,057	1981
1,054	1978, 1997

Fewest Plays, Season

573	1982 (9 games)
775	1970
831	1968

Most Plays, Game

91	vs. Cincinnati	Sept. 3, 1978
86	vs. N.Y. Giants vs. Seattle	Nov. 3, 1974 Sept. 28, 1997
85	vs. Jacksonville	Nov. 9, 1997

Fewest Plays, Game

38	vs. Oakland	Dec. 12, 1970
	vs. Tampa Bay	Dec. 15, 1979
41	vs. San Diego	Oct. 7, 1962
42	vs. Oakland	Dec. 8, 1973

RUSHING**ATTEMPTS****Most Rushing Attempts, Season**

663	1978
610	1981
569	1979
559	1989
552	1980

Most Rushing Attempts, Consecutive Seasons

1,232	(663, 569)	1978-79
1,162	(552, 610)	1980-81
1,121	(569, 552)	1979-80
1,089	(456, 663)	1977-78
1,063	(559, 504)	1989-90

Fewest Rushing Attempts, Season

269	1982 (9 games)
383	2000
387	1983
400	1963

Most Rushing Attempts, Game

69	vs. Cincinnati	Sept. 3, 1978
60	vs. Oakland	Oct. 20, 1968
57	vs. Seattle	Nov. 5, 1989

Fewest Rushing Attempts, Game

9	at Oakland	Nov. 5, 2000
11	vs. New England	Oct. 11, 1998
12	vs. Oakland	Dec. 8, 1973
	vs. Denver	Oct. 27, 1996
14	vs. San Diego	Sept. 29, 1963
	vs. Pittsburgh	Nov. 10, 1985
	vs. L.A. Raiders	Dec. 6, 1992

Most Rushing Attempts, Both Teams, Game

102	KC (52) vs. San Diego (50)	Nov. 12, 1978 (OT)
100	Denver (59) vs. KC (41)	Sept. 24, 1978

Fewest Rushing Attempts, Both Teams, Game

37	Houston (16) vs. KC (21)	Dec. 16, 1990
40	KC (17) vs. Buffalo (23)	Dec. 12, 1965

Most Games, 40 or More Rushing Attempts, Season

9	1978
8	1973, 1981
7	1968
6	1962, 1969, 1989
5	1976, 1979, 1980, 1997

Most Games, 30 or More Rushing Attempts, Season

14	1978
13	1981
12	1971, 1975, 1980
11	1969, 1989, 1990
10	1968, 1972, 1973, 1974, 1979, 1995, 1999

Most Consecutive Games, 40 or More Rushing Attempts

4	1968, 1978
3	1962, 1973, 1996

Most Consecutive Games, 30 or More Rushing Attempts

15	1980-81
8	1975, 1977-78
7	1972, 1978, 1978-79
6	1970, 1980, 1989, 1999

YARDS GAINED**Most Yards Gained, Rushing, Season**

2,986	1978
2,633	1981
2,407	1962
2,378	2002
2,316	1979

Most Yards Gained, Rushing, Consecutive Seasons

5,302	(2,986, 2,316)	1978-79
4,829	(1,843, 2,986)	1977-78
4,590	(2,183, 2,407)	1961-62

Fewest Yards Gained, Rushing, Season

943	1982 (9 games)
1,254	1983
1,465	2000
1,468	1986

Most Yards Gained, Rushing, Game

398	vs. Houston	Oct. 1, 1961
380	vs. Denver	Oct. 23, 1966
320	vs. Buffalo	Sept. 30, 1962
313	vs. Cincinnati	Oct. 26, 1969
310	vs. Detroit	Oct. 14, 1990

Fewest Yards Gained, Rushing, Game	
0 vs. Denver	Dec. 19, 1965
14 vs. New England	Oct. 11, 1998
17 vs. Boston	Nov. 18, 1960
vs. L.A. Raiders	Dec. 6, 1992
Most Games, 200 or More Yards Gained	
8 1978	
5 1962	
4 1968, 1979, 1981, 2002	
3 1961, 1967, 1991, 2001	
2 1960, 1963, 1965, 1966, 1969, 1970, 1975, 1989, 1996, 1997	
Most Yards Gained, Rushing, Both Teams, Game	
502 Houston (104) vs. Texans (398)	Oct. 1, 1961
Oakland (218) vs. Texans (284)	Nov. 26, 1961
479 Detroit (228) vs. Kansas City (251)	Nov. 23, 1975

Fewest Yards Gained, Rushing, Both Teams, Game	
75 KC (20) vs. Houston (55)	Sept. 29, 1974
105 Boston (78) vs. KC (27)	Nov. 17, 1968
111 Dallas Texans (108) vs. SD (3)	Nov. 19, 1961
KC (48) vs. San Diego (63)	Oct. 13, 1985
Most 10+ Yard Rushes, Season (Since 1990)	
73 2002	
63 2001	
60 1995	
53 1996	
50 1999	
49 1997	

AVERAGE GAIN

Highest Average Gain, Rushing, Season	
5.18 1966	
5.15 2002	
5.03 1962	
4.97 1961	

Lowest Average Gain, Rushing, Season	
3.24 1983	
3.39 1980	
3.40 1986	
3.43 1992	

TOUCHDOWNS

Most Touchdowns, Rushing, Season	
26 2002	
24 1960	
23 1961	
22 1981	
21 1961	

Fewest Touchdowns, Rushing, Season	
3 1982 (9 games)	
6 1972	
7 1987	
8 1988	
10 1974, 1985, 1986	

Most Touchdowns, Rushing, Consecutive Seasons	
47 (24, 23)	1960-61
44 (23, 21)	1961-62
43 (17, 26)	2001-02
37 (19, 18)	1966-67
(19, 18)	1978-79
(15, 22)	1980-81

Most Touchdowns, Rushing, Game	
5 vs. Denver	Oct. 23, 1966
4 12 times; Last vs. Denver	Oct. 20, 2002

Most Touchdowns, Rushing, Both Teams, Game	
7 Boston (3) vs. Texans (4)	Sept. 8, 1962
Kansas City (4) vs. Denver (3)	Oct. 10, 1965

PASSING

PASSER RATING

Highest Passer Rating, Season	
96.3 1968	
94.9 1990	
92.3 1962	
91.3 1966	
88.8 2002	

Lowest Passer Rating, Season	
52.7 1961	
52.9 1977	
54.0 1979	
55.2 1974	
59.3 1978	

ATTEMPTS

Most Passes Attempted, Season	
641 1983	
615 1994	
593 1984	
582 2000	

54 vs. Denver	Nov. 16, 1986
vs. Denver	Oct. 17, 1994
vs. San Diego	Sept. 29, 1996
vs. San Diego	Nov. 24, 1996
53 vs. Oakland	Nov. 5, 2000

Most Passes Attempted, Consecutive Seasons	
1,234 (641, 593)	1983-84
1,146 (615, 531)	1994-95
1,110 (582, 528)	2000-01
1,105 (490, 615)	1993-94

Fewest Passes Attempted, Game	
3 vs. Oakland	Oct. 20, 1968
6 vs. Oakland	Dec. 13, 1969
10 vs. Denver	Sept. 24, 1978

Fewest Passes Attempted, Season	
264 1982 (9 games)	
270 1968	
289 1970	

Most Passes Attempted, Both Teams, Game	
100 Tampa Bay (54) vs. KC (46)	Oct. 28, 1964
95 KC (54) vs. San Diego (41)	Sept. 29, 1996
90 KC (59) vs. Dallas (31)	Nov. 20, 1983
KC (41) vs. San Diego (49)	Dec. 11, 1983

Most Passes Attempted, Game	
59 vs. Dallas	Nov. 20, 1983
55 vs. San Diego	Oct. 9, 1994
vs. Miami	Dec. 12, 1994

Fewest Passes Attempted, Both Teams, Game	
26 KC (8) vs. Oakland (20)	Dec. 13, 1969
KC (13) vs. Tampa Bay (13)	Dec. 16, 1979
27 Houston (13) vs. KC (14)	Sept. 10, 1978

COMPLETIONS

Most Passes Completed, Season	
369 1983	
366 1994	
342 2000	
305 1984, 1998	

Fewest Passes Completed, Season	
145 1982 (9 games)	
154 1970	
156 1968	

Most Passes Completed, Consecutive Seasons	
674 (369, 305)	1983-84
666 (366, 300)	1994-95
653 (287, 366)	1993-94

Most Passes Completed, Game	
39 vs. Oakland	Nov. 5, 2000
37 vs. San Diego	Oct. 9, 1994
34 vs. Denver	Oct. 17, 1994
33 vs. Dallas	Nov. 20, 1983
vs. Miami	Dec. 12, 1994

Fewest Passes Completed, Game		
2 vs. Oakland	Oct. 20, 1968	
vs. Oakland	Dec. 13, 1969	
5 7 times: Last vs. Seattle	Dec. 17, 1978	

Most Passes Completed, Both Teams, Game		
62 Kansas City (31) vs. San Diego (31)	Dec. 11, 1983	
55 San Diego (32) vs. Kansas City (23)	Oct. 14, 1984	
Tampa Bay (29) vs. Kansas City (26)	Oct. 28, 1984	

Fewest Passes Completed, Both Teams, Game		
11 San Diego (1) vs. Kansas City (10)	Sept. 20, 1998	
12 Kansas City (7) vs. Tampa Bay (5)	Dec. 16, 1979	

YARDS GAINED

Most Yards Gained, Passing, Season		
4,341 1983		
4,149 2000		
3,960 1994		
3,665 2001		
3,622 2002		

Most Yards Gained, Passing, Consecutive Seasons		
8,553 (4,684, 3,869)	1983-84	
8,271 (4,408, 3,863)	2000-01	
7,817 (3,409, 4,408)	1999-00	
7,595 (3,869, 3,726)	1984-85	

Fewest Yards Gained, Passing, Season		
1,555 1982 (9 games)		
1,660 1979		
1,719 1970		

Most Yards Gained, Passing, Game		
474 vs. Oakland	Nov. 5, 2000	
406 vs. San Diego	Dec. 11, 1983	
395 vs. New Orleans	Sept. 8, 1985	
393 vs. Denver	Oct. 17, 1994	
391 vs. Dallas	Nov. 20, 1983	
383 vs. Denver	Nov. 1, 1964	

Fewest Yards Gained, Passing, Game		
-22 vs. Oakland	Nov. 8, 1963	

13 Kansas City (2) vs. Oakland (11)	Dec. 13, 1989
Boston (5) vs. Kansas City (8)	Oct. 11, 1970
Most 20+ Yard Completions, Season (Since 1990)	
59 2002	
53 2001	
49 1994	
47 2002	
43 1992	

15 vs. Seattle	Sept. 30, 1979
16 vs. Oakland	Oct. 20, 1968
18 vs. Denver	Oct. 4, 1970
20 vs. New Orleans	Dec. 21, 1997

Most Yards Gained, Passing, Both Teams, Game		
782 Kansas City (406) vs. San Diego (375)	Dec. 11, 1983	
716 Kansas City (474) vs. Oakland (242)	Nov. 5, 2000	
698 Kansas City (229) vs. Oakland (469)	Nov. 3, 1968	

Fewest Yards Gained, Passing, Both Teams, Game		
67 Kansas City (22) vs. Tampa Bay (45)	Dec. 16, 1979	
81 Houston (47) vs. Kansas City (34)	Sept. 10, 1978	

Most Individual 100-Yard Receiving Games, Season		
14 2000		
11 1964		
8 1966, 1983		
7 1987		
6 1961, 1968, 1988, 2002		

Most Consecutive Individual 100-Yard Receiving Games, Season		
7 2000		
4 1964		
3 1966, 1984, 1992, 1994		
2 1961, 1962, 1983, 1985, 1968, 1969, 1980, 1982, 1983, 1985, 1987, 1988, 1989, 1998, 1999, 2001		

TIMES SACKED

(Compiled Since 1962)

Most Times Sacked, Season	
57 1980	
53 1975	
50 1986	

Fewest Times Sacked, Season	
19 1994	
21 1978, 1991, 1995	
22 1990	

Most Times Sacked, Game		
10 vs. Baltimore	Nov. 2, 1980	
8 vs. Pittsburgh	Dec. 5, 1982	
vs. L.A. Raiders	Dec. 12, 1982	

Most Times Sacked, Both Teams, Game		
13 Cleveland (11) vs. Kansas City (2)	Sept. 30, 1984	
Houston (7) vs. Kansas City (6)	Sept. 21, 1986	

Most Consecutive Games Without Allowing A Sack	
3 1988, 2000	

COMPLETION PERCENTAGE

Most Consecutive Seasons Leading League, Completion Percentage	
*4 *NFL RECORD	1966-69
Highest Completion Percentage, Season	
61.22 (470-287)	2002
60.56 (322-195)	1962
59.54 (435-259)	1989
59.51 (615-366)	1994

Lowest Completion Percentage, Season	
44.36 (399-177)	1961
47.61 (439-209)	1960
48.90 (409-200)	1965
49.33 (521-257)	1986

TOUCHDOWNS

Most Touchdowns, Passing, Season	
32 1964	
31 1966	
30 1963	
29 1983, 2000	

Fewest Touchdowns, Passing, Season	
7 1978, 1979	
10 1973, 1982 (9 games)	
11 1974, 1977	

Most Touchdowns, Passing, Game		
6 vs. Denver	Nov. 1, 1964	
5 6 times, Last vs. Miami	Sept. 29, 2002	

Most Touchdowns, Passing, Both Teams, Game		
8 Denver (2) vs. Kansas City (6)	Nov. 1, 1964	
Kansas City (4) vs. San Diego (4)	Dec. 11, 1983	

PASSES HAD INTERCEPTED

Most Passes Had Intercepted, Season	
27 1961	
26 1977	
25 1974	

Fewest Passes Had Intercepted, Season	
5 1990	
8 1982 (9 games)	
10 1993, 1994, 1997	

Most Passes Had Intercepted, Game		
7 vs. Pittsburgh	Oct. 13, 1974	
6 vs. Seattle	Nov. 4, 1984	
vs. L.A. Raiders	Oct. 20, 1985	

Most Passes Had Intercepted, Both Teams, Game		
9 Miami (6) vs. Kansas City (3)	Nov. 13, 1966	
8 7 times		
Last: Seattle (5) vs. Kansas City (3)	Sept. 29, 1985	

PUNTING

Most Seasons Leading League (Average Distance)

*6 1968, 1971-73, 1979, 1984 *NFL RECORD

Most Consecutive Seasons Leading League

3 1971-73

Most Punts, Season

104 1999
99 1986
98 1984

Fewest Punts, Season

38 1982 (9 games)
54 1962
57 1991

Most Punts, Game

11 vs. N.Y. Jets Sept. 18, 1965
vs. Baltimore Sept. 2, 1979
vs. San Francisco Nov. 17, 1985
vs. Cleveland Nov. 19, 1989
vs. San Diego Nov. 13, 1994
10 vs. Denver Oct. 6, 1974
vs. Oakland Oct. 5, 1980
vs. N.Y. Jets Oct. 2, 1988
vs. San Diego Nov. 26, 2000

Fewest Punts, Game

0 vs. L.A. Raiders Dec. 22, 1991
vs. Carolina Dec. 10, 2000

AVERAGE YARDAGE

Highest Average Distance, Punting, Season

45.53 (80-3,642) 1973
45.26 (65-2,942) 1968
44.85 (66-2,960) 1972

Lowest Average Distance, Punting, Season

36.06 (54-1,947) 1962
37.83 (64-2,422) 2002
38.53 (70-2,697) 1981

HAD BLOCKED

Most Punts Had Blocked, Season

2 1974, 1975, 1985, 1999

Most Punts Had Blocked, Game

2 vs. Denver Oct. 27, 1985

PUNT RETURNS

Most Seasons Leading League (Average Return)

5 1960, 1968, 1970, 1979-80

Most Punt Returns, Season

58 1979, 1995, 1999
50 1981
45 1978

Fewest Punt Returns, Season

15 1982 (9 games)
26 1961, 1963
27 1962

Most Punt Returns, Game

8 vs. San Diego Nov. 10, 1974
7 vs. Oakland Sept. 23, 1979
vs. N.Y. Giants Oct. 21, 1979
vs. Detroit Sept. 26, 1999
vs. Denver Dec. 5, 1999

Most Punt Returns, Both Teams, Game

15 Baltimore (9) vs. Kansas City (6) Sept. 2, 1979

YARDS GAINED

Most Yards, Punt Returns, Season

612 1979
581 1980
561 1995

Fewest Yards, Punt Returns, Season

126 1972
129 1982 (9 games)
150 1971

Most Yards, Punt Returns, Game

141 vs. Oakland Sept. 23, 1979
139 vs. Denver Dec. 5, 1999
131 vs. Boston Dec. 11, 1960
128 vs. Arizona Dec. 11, 2002
126 vs. Oakland Jan. 2, 2000

AVERAGE YARDS RETURNING PUNTS

Highest Average, Punt Returns, Season

15.03 (33-496) 1960
14.53 (40-581) 1980
14.52 (31-450) 1968

Lowest Average, Punt Returns, Season

4.34 (29-126) 1972
4.69 (32-150) 1971
6.56 (36-236) 1977

TOUCHDOWNS RETURNING PUNTS

Most Touchdowns, Punt Returns, Season

2 1968, 1979, 1980, 1992, 1999, 2002
1 1960, 1965, 1966, 1987, 1995, 1997

Most Touchdowns, Punt Returns, Game

1 17 times; Last vs. St. Louis Dec. 8, 2002

Most Touchdowns, Punt Returns,

Both Teams, Game

*2 Kansas City (1) vs. Buffalo (1) Sept. 11, 1966
*NFL RECORD

KICKOFF RETURNS

Most Kickoff Returns, Season

70 1987, 2000
67 2002
66 1996
64 1976
63 1999

Fewest Kickoff Returns, Season

31 1973

34 1982 (9 games)

37 1962
38 1968, 1998
39 1992

Most Kickoff Returns, Game

10 vs. Oakland Nov. 2, 1967
vs. Seattle Sept. 20, 1987
9 vs. Pittsburgh Nov. 10, 1985

YARDS GAINED

Most Yards, Kickoff Returns, Season

1,567 1996
1,538 1976
1,474 2002
1,465 1961

Fewest Yards, Kickoff Returns, Season

722 1992

723 1982 (9 games)

725 1973

Most Yards, Kickoff Returns, Game

251 vs. Miami Dec. 12, 1994
245 vs. San Diego Oct. 15, 1967
236 vs. Pittsburgh Nov. 10, 1985

RECORDS

AVERAGE YARDAGE

Highest Average, Kickoff Returns, Season		Lowest Average, Kickoff Returns, Season	
27.64 (53-1,465)	1961	16.52 (56-925)	1988
26.59 (41-1,090)	1969	17.04 (46-784)	1990
25.81 (37-955)	1962	17.20 (54-929)	1983

TOUCHDOWNS

Most Touchdowns, Kickoff Returns, Season		Most Touchdowns, Kickoff Returns, Game	
2 1987, 1995		1 13 times: Last vs. St. Louis	Dec. 8, 2002
1 1961, 1963, 1967, 1969, 1986, 1994, 1996, 1997, 2002			

FUMBLES

Most Fumbles, Season		Most Fumbles, Game	
42 1980		*10 vs. Houston	
Fewest Fumbles, Season		*NFL RECORD	Oct. 12, 1969
*7 2002		Most Fumbles, Both Teams, Game	
13 1982 (9 games)		*14 Kansas City (10) vs. Houston (4)	Oct. 12, 1969
17 1995, 1996		*NFL RECORD	
19 2001			
21 1966, 1988, 1994, 1997			
*NFL RECORD			

FUMBLES LOST

Most Fumbles Lost, Season		Most Fumbles Lost, Game	
24 1981, 1987		8 1967, 1991	
21 1965, 1977		9 1992, 1999, 2001	
Fewest Fumbles Lost, Season		*NFL RECORD	
*2 2002			
4 1982 (9 games)			

TURNOVERS

(Number of times losing the ball on interceptions and fumbles)

Most Turnovers, Season		Most Turnovers, Game	
47 1977		9 vs. Buffalo	Oct. 17, 1965
46 1981		vs. Pittsburgh	Oct. 13, 1974
Fewest Turnovers, Season		8 vs. San Diego	Sept. 20, 1981
*12 1982 (9 games)		Most Turnovers, Both Teams, Game	
15 2002		16 Houston (9) vs. Kansas City (7)	Oct. 12, 1969
19 1990			
*NFL RECORD			

PENALTIES

Fewest Penalties, Season		Most Penalties, Game	
43 1982 (9 games)		17 vs. Seattle	Nov. 8, 1998
52 1963		15 vs. San Diego	Sept. 20, 1998
56 1964		14 vs. Atlanta	Sept. 18, 1994
61 1966		vs. Denver	Oct. 17, 1994
Most Penalties, Season		Fewest Penalties, Both Teams, Game	
*158 1998		1 Buffalo (1) vs. Kansas City (0)	Oct. 2, 1986
127 1994		Most Penalties, Both Teams, Game	
126 1999		30 Kansas City (17) vs. Seattle (13)	Nov. 8, 1998
122 1993, 1996		26 San Diego (19) vs. Kansas City (7)	Oct. 16, 1997
*NFL RECORD		25 Kansas City (11) vs. Denver (14)	Sept. 20, 1993
Fewest Penalties, Game		24 Kansas City (13) vs. L.A. Raiders (11)	Oct. 9, 1983
*0 vs. Buffalo	Oct. 2, 1966	L.A. Raiders (12) vs. Kansas City (12)	Sept. 16, 1984
vs. Oakland	Dec. 8, 1974	L.A. Raiders (14) vs. Kansas City (10)	Dec. 13, 1987
1 19 times; Last vs. Oakland	Dec. 28, 2002	Kansas City (14) vs. Atlanta (10)	Sept. 18, 1994
*NFL RECORD		Kansas City (14) vs. Denver (10)	Oct. 17, 1994
		San Diego (9) vs. Kansas City (15)	Sept. 20, 1998

YARDS PENALIZED

Fewest Yards Penalized, Season		Most Yards Penalized, Game	
371 1982 (9 games)		154 vs. Oakland	Nov. 1, 1970
515 1974		152 vs. Seattle	Nov. 8, 1998
602 2001		141 vs. San Diego	Oct. 25, 1987
604 1984		Fewest Yards Penalized, Both Teams, Game	
Most Yards Penalized, Season		10 Boston (0) vs. Kansas City (10)	Nov. 17, 1968
*1,304 1998 *NFL Record		Oakland (10) vs. Kansas City (0)	Dec. 8, 1974
Fewest Yards Penalized, Game		Most Yards Penalized, Both Teams, Game	
0 vs. Buffalo	Oct. 2, 1966	259 KC (141) vs. San Diego (118)	Oct. 25, 1987
vs. Oakland	Dec. 8, 1974	258 L.A. Raiders (132) vs. KC (126)	Sept. 16, 1984
1 vs. San Diego	Dec. 22, 2002		
5 9 times; Last vs. Oakland	Dec. 28, 2002		

DEFENSE

SCORING

Fewest Points Allowed, Season

170 1968
177 1969
184 1982 (9 games)

Lowest Scoring Average, Season

12.1 (170 in 14 games) 1968
12.6 (177 in 14 games) 1969
13.7 (192 in 14 games) 1973
14.5 (232 in 16 games) 1997
14.9 (208 in 14 games) 1971

Most Points Allowed, Season

399 2002
388 1987
376 1976
367 1983

Highest Scoring Average, Season

26.9 (376 in 14 games) 1976
25.9 (388 in 15 games) 1987
24.9 (349 in 14 games) 1977
(399 in 16 games) 2002
24.5 (343 in 14 games) 1961
24.4 (341 in 14 games) 1975

Most Points Allowed, Game

51 vs. Seattle Nov. 27, 1983 (OT)
50 vs. Buffalo Oct. 3, 1976
49 vs. Oakland Nov. 5, 2000
45 vs. San Diego Oct. 15, 1967
vs. Pittsburgh Nov. 7, 1976
vs. Seattle Nov. 4, 1984
vs. Miami Dec. 12, 1994

Most Points Allowed, First Half, Game

35 vs. San Diego Oct. 25, 1987
34 vs. Seattle Dec. 11, 1977
31 vs. Buffalo Sept. 13, 1964
vs. Oakland Nov. 3, 1968
vs. Seattle Nov. 4, 1984
vs. Denver Nov. 16, 1986
vs. Seattle Sept. 11, 1988
vs. Buffalo Oct. 30, 1994

Most Points Allowed, First Quarter, Season

101 1998
95 1976
92 1997
88 1987
82 1981

Most Points Allowed, Second Quarter, Season

135 1985
133 1999
127 1961, 1984
123 2000
121 1986

Most Points Allowed, Third Quarter, Season

103 2001
98 1975
93 1987
90 1986
88 1983

Most Points Allowed, Fourth Quarter, Season

139 1961
130 1983, 2002
127 1976
121 1985
112 1965

Fewest Touchdowns Allowed, Season

18 1968
19 1969
21 1971

Most Touchdowns Allowed, Season

51 1976
46 2002
45 1987
44 1975, 1983, 1998

Most Touchdowns Allowed, Game

7 vs. Buffalo Oct. 3, 1976
vs. Oakland Nov. 5, 2000
6 10 times; Last vs. Miami Dec. 12, 1994

Most Shutouts, Season

3 1960
2 1967, 1969

Most Consecutive Shutouts

2 1960 Dec. 4-11, 1960

Most Games Allowed 10 Points or Less, Season

9 1968
7 1969
6 1973, 1979, 1990, 1995

Most Consecutive Games Allowed 10 Points or Less

5 1968
3 1960, 1968, 1995, 1997

FIRST DOWNS

Fewest First Downs Allowed, Season

170 1982 (9 games)
181 1969
200 1965
204 1964

Most First Downs Allowed, Season

367 2002
344 1987
336 1985
335 1984

Fewest First Downs Allowed, Game

5 vs. Oakland Dec. 7, 1997
6 vs. Boston Sept. 21, 1969
vs. Boston Oct. 11, 1970
vs. Chicago Dec. 29, 1990
7 9 times; Last vs. San Diego Sept. 20, 1998

Most First Downs Allowed, Game

35 vs. San Diego Oct. 19, 1986
34 vs. Denver Nov. 18, 1974
vs. Cleveland Oct. 30, 1977

Fewest First Downs Allowed, Rushing, Season

52 1968
53 1969
67 1965

Most First Downs Allowed, Rushing, Season

169 1977
162 1988
149 1975

Fewest First Downs Allowed, Rushing, Game

*0 vs. Houston Dec. 4, 1960
vs. Buffalo Dec. 3, 1967
vs. Denver Oct. 3, 1971
vs. Oakland Dec. 3, 1995
vs. Oakland Dec. 7, 1997
vs. St. Louis Dec. 8, 2002
1 14 times; Last vs. Arizona Dec. 1, 2002
*NFL RECORD

Most First Downs Allowed, Rushing, Game

21 vs. Pittsburgh Nov. 7, 1976
20 vs. Oakland Dec. 28, 2002
19 vs. Cleveland Oct. 30, 1977

Fewest First Downs Allowed, Passing, Season

92 1982 (9 games)
95 1973
111 1969, 1970

Most First Downs Allowed, Passing, Season

227 2002
202 2000
192 1984
184 1985, 1996
179 1980

Fewest First Downs Allowed, Passing, Game

*0 vs. Houston Oct. 9, 1988
vs. San Diego Sept. 20, 1998
2 5 times; Last vs. Houston Sept. 10, 1978
*NFL RECORD

Most First Downs Allowed, Passing, Game
 25 vs. Denver Nov. 18, 1974
 22 vs. Cincinnati Dec. 6, 1987

Fewest First Downs Allowed, Penalty, Season
 9 1982 (9 games)
 11 1964
 13 1980

Most First Downs Allowed, Penalty, Season
 *56 1998
 36 1993
 33 1987
 *NFL RECORD

Most First Downs Allowed, Penalty, Game
 7 vs. Denver Nov. 16, 1998
 6 7 times; Last vs. Denver Sept. 19, 1999

NET YARDS ALLOWED RUSHING AND PASSING

YARDS ALLOWED

Fewest Yards Allowed, Season
 2,733 1982 (9 games)
 3,163 1969
 3,575 1973
 3,667 1970

Most Yards Allowed, Season
 6,248 2002
 5,658 1985
 5,639 1987
 5,625 1984

Fewest Yards Allowed, Game
 89 vs. Seattle Dec. 24, 1995
 91 vs. Houston Oct. 12, 1969
 93 vs. Oakland Dec. 7, 1997
 100 vs. Boston Sept. 21, 1969
 105 vs. Boston Dec. 14, 1963
 vs. Boston Oct. 11, 1970

Most Yards Allowed, Game
 563 vs. Houston Dec. 16, 1990
 542 vs. N.Y. Jets Oct. 2, 1988 (OT)
 539 vs. Oakland Nov. 3, 1968
 vs. Oakland Oct. 3, 1977

PLAYS ALLOWED

Fewest Plays Allowed, Season
 556 1982 (9 games)
 808 1969
 813 1971

Most Plays Allowed, Season
 1,159 1984
 1,126 1985
 1,102 1981

Fewest Plays Allowed, Game
 39 vs. Houston Oct. 22, 1967
 vs. Oakland Dec. 7, 1997
 40 vs. Cincinnati Oct. 13, 1968
 vs. Boston Sept. 21, 1969

Most Plays Allowed, Game
 97 vs. N.Y. Jets Oct. 2, 1988 (OT)
 95 vs. San Diego Oct. 19, 1986
 91 vs. Chicago Nov. 8, 1981

RUSHING

ATTEMPTS ALLOWED

Fewest Attempts Allowed, Rushing, Season
 279 1982 (9 games)
 316 1969
 343 1967

Most Attempts Allowed, Rushing, Season
 634 1977
 609 1988
 601 1978

Fewest Attempts Allowed, Rushing, Game
 11 vs. New Orleans Sept. 4, 1994
 vs. Oakland Dec. 3, 1995
 12 vs. N.Y. Jets Nov. 27, 1966
 13 vs. New England Dec. 2, 1990
 vs. L.A. Raiders Dec. 22, 1991

Most Attempts Allowed, Rushing, Game
 65 vs. Buffalo Oct. 29, 1973
 62 vs. Tampa Bay Dec. 16, 1979
 61 vs. Oakland Dec. 8, 1973
 vs. Chicago Nov. 8, 1981

YARDS ALLOWED

Fewest Yards Allowed, Rushing, Season
 980 1960
 1,066 1982 (9 games)
 1,091 1969

Most Yards Allowed, Rushing, Season
 2,971 1977
 2,861 1976
 2,712 1975

Fewest Yards Allowed, Rushing, Game
 -27 vs. Houston Dec. 4, 1960
 3 vs. San Diego Nov. 19, 1961
 8 vs. Oakland Dec. 3, 1995

Most Yards Allowed, Rushing, Game
 330 vs. Pittsburgh Nov. 7, 1976
 322 vs. Cleveland Oct. 30, 1977
 299 vs. New Orleans Sept. 26, 1976

Fewest Individual 100-Yard Games Allowed, Season
 0 1960, 1969, 1971, 1981, 1995

Most Individual 100-Yard Games Allowed, Season
 8 1976, 1977

TOUCHDOWNS ALLOWED

Fewest Touchdowns Allowed, Rushing, Season
 4 1968
 6 1969, 1971
 7 1982 (9 games), 1995

Most Touchdowns Allowed, Rushing, Season
 24 1975, 1976

23 1977, 1988
 22 1998

Most Touchdowns Allowed, Rushing, Game
 5 vs. Pittsburgh Nov. 7, 1976
 4 5 times; Last vs. Miami Oct. 11, 1987

PASSING

ATTEMPTS ALLOWED

Fewest Pass Attempts Allowed, Season

262 1982 (9 games)
324 1973
325 1975
333 1977

Most Pass Attempts Allowed, Season

616 2002
596 1995
586 1984
576 1985

Fewest Pass Attempts Allowed, Game

9 vs. N.Y. Jets Nov. 7, 1971
vs. Oakland Dec. 8, 1974
10 vs. L.A. Raiders Sept. 16, 1973
vs. San Diego Dec. 18, 1988
12 vs. Philadelphia Oct. 22, 1972
vs. Buffalo Oct. 29, 1973
vs. L.A. Rams Nov. 28, 1982

Most Pass Attempts Allowed, Game

65 vs. San Diego Oct. 19, 1986
61 vs. Seattle Sept. 29, 1985
60 vs. Oakland Oct. 5, 1980

COMPLETIONS ALLOWED

Fewest Pass Completions Allowed, Season

155 1982 (9 games)
157 1973
175 1977
186 1972, 1975
195 1970

Most Pass Completions Allowed, Season

403 2002
332 1985
329 1984, 1995
317 1999
312 1993

Fewest Pass Completions Allowed, Game

1 vs. San Diego Sept. 20, 1998
3 vs. Houston Oct. 22, 1967
vs. N.Y. Jets Nov. 7, 1971
vs. Oakland Dec. 8, 1974
4 vs. San Diego Nov. 2, 1986
vs. Houston Oct. 9, 1988

Most Pass Completions Allowed, Game

39 vs. New England Sept. 22, 2002
37 vs. San Diego Dec. 22, 1985
vs. San Diego Oct. 19, 1986
35 vs. Oakland Oct. 27, 2002
34 vs. L.A. Raiders Sept. 12, 1985

YARDS ALLOWED

Fewest Yards Allowed, Passing, Season

1,619 1973
1,667 1982 (9 games)
1,942 1973
2,010 1970

Most Yards Allowed, Passing, Season

4,181 2002
3,662 1990
3,645 1984
3,626 1981

Fewest Yards Allowed, Passing, Game

-19 vs. San Diego Sept. 20, 1998
9 vs. N.Y. Jets Nov. 7, 1971
12 vs. Oakland Dec. 8, 1974

Most Yards Allowed, Passing, Game

499 vs. Houston Dec. 16, 1990
469 vs. Oakland Nov. 3, 1968
459 vs. Denver Nov. 18, 1974

Fewest Individual 300-Yard Games Allowed, Season

0 1962, 1970, 1971, 1972, 1973, 1974, 1977,
1978, 1988, 2000

Most Individual 300-Yard Games Allowed, Season

8 2002

TOUCHDOWNS ALLOWED

Fewest Touchdowns Allowed, Passing, Season

10 1969
11 1971, 1973
12 1982 (9 games), 1988

Most Touchdowns Allowed, Passing, Season

27 2002

25 1964, 1976, 1980, 1987, 2000

24 1999
23 1994
22 1974, 1979, 1985

Most Touchdowns Allowed, Passing, Game

4 11 times; Last vs. New England Sept. 22, 2002

SACKS

Most Seasons Leading League

4 1960, 1965, 1969, 1990

Most Sacks, Season

60.0 1990
54.0 1997
50.0 1984, 1992

Fewest Sacks, Season

15.0 1982 (9 games)
22.0 1976
23.0 1988

Most Sacks, Game

11.0 vs. Cleveland Sept. 30, 1984
10.0 vs. Oakland Sept. 6, 1998
9.0 vs. Buffalo Nov. 2, 1969
vs. Seattle Nov. 11, 1990

Most Opponents Yards Lost Attempting to Pass, Season

439 1968

Fewest Opponents Yards Lost Attempting to Pass, Season

120 1962 (9 games)
157 1988

INTERCEPTIONS BY

Most Consecutive Seasons Leading League

5 1966-70

Most Passes Intercepted By, Season

37 1968
33 1966
32 1960, 1962, 1969

Fewest Passes Intercepted By, Season

11 1987
12 1982 (9 games), 1994
13 1998, 2001

Most Passes Intercepted By, Game

7 vs. San Diego Dec. 8, 1968
6 6 times; Last vs. Seattle Dec. 9, 1984

Most Consecutive Games, One or More Interceptions By

23 1967-69
18 1966-67

RETURN YARDS

Most Yards Returning Interceptions, Season	161 1976	
596 1969	166 1988, 2001	
578 1967		Most Yards Returning Interceptions, Game
567 1986	142 vs. L.A. Raiders	Oct. 28, 1991
Fewest Yards Returning Interceptions, Season	136 vs. Seattle	Dec. 11, 1977
140 1987		

TOUCHDOWNS

Most Touchdowns Returning Interceptions, Season	vs. Denver	Dec. 27, 1992
6 1992	vs. Baltimore	Oct. 21, 1999
5 1972, 1974, 1999		
4 1960, 1967, 1986, 1997		
Most Touchdowns Returning Interceptions, Both Teams, Game	*4 Seattle (4) vs. Kansas City (0)	Nov. 4, 1984
2 vs. Denver	3 Kansas City (2) vs. San Diego (1)	Oct. 19, 1986
Oct. 1, 1972	*NFL RECORD	
vs. Denver		
Dec. 19, 1982		
vs. San Diego		
Oct. 19, 1986		

OPPONENTS INTERCEPTIONS

YARDS GAINED

Most Yards Interception Returns Opponents, Season	688 1984	Most Yards Interception Returns Opponent, Game
		*325 vs. Seattle *NFL RECORD
		Nov. 4, 1984

TOUCHDOWNS

Most Touchdowns Returning Interceptions Opponents, Season	7 1984	Most Touchdowns Returning Interceptions Opponent, Game
		*4 vs. Seattle *NFL RECORD
		Nov. 4, 1984

PUNTING

Most Opponents Punts, Season	102 1995	Highest Opponents Average Distance, Season
98 1999	94 1969	45.0 1994
Fewest Opponents Punts, Season	38 1982 (9 games)	44.6 1993
55 1962	60 1967, 1991, 2002	44.3 1965
Lowest Opponents Average Distance, Season	37.0 1986, 1990	Most Opponents Punts Blocked, Season
38.6 1982 (9 games)	38.9 1981	6 1990
		4 1986
		3 1963, 1982
		2 1966, 1979, 1980, 1989, 1997, 2001, 2002
		Most Opponents Punts Blocked, Game
		3 vs. Denver
		2 vs. Seattle
		2 vs. Cleveland
		Dec. 8, 1963
		Sept. 30, 1979
		Sept. 30, 1980

PUNT RETURNS

Fewest Opponents Punt Returns, Season	22 1982 (9 games)	Most Yards Allowed, Punt Returns, Season
26 1962		702 1977
Most Opponents Punt Returns, Season	60 1984	Most Yards Allowed, Punt Returns, Game
Most Opponents Punt Returns, Game	9 vs. Cincinnati	170 vs. San Diego
Nov. 24, 1974		Sept. 26, 1965
Fewest Yards Allowed, Punt Returns, Season	190 1991	Lowest Average Allowed, Punt Returns, Season
		5.37 (46-293)
		Highest Average Allowed, Punt Returns, Season
		15.36 (22-338) (9 games)
		14.93 (29-433)
		Most Touchdowns Allowed, Punt Returns, Season
		2 1982, 1990
		1982
		1965

KICKOFF RETURNS

Fewest Opponents Kickoff Returns, Season	40 1973	Most Yards Allowed, Kickoff Returns, Game
Most Opponents Kickoff Returns, Season	88 2002	289 vs. Denver
84 1966		Sept. 7, 1963
Fewest Yards Allowed, Kickoff Returns, Season	794 1982 (9 games)	Lowest Average Allowed, Kickoff Returns, Season
958 1977		18.00 (71-1,278)
Most Yards Allowed, Kickoff Returns, Season	2,045 1966	Highest Average Allowed, Kickoff Returns, Season
		25.78 (40-1,031)
		1973
		Most Touchdowns Allowed, Kickoff Returns, Season
		2 1988, 1989

FUMBLES

Fewest Opponents Fumbles, Season

16 1971
18 1982 (9 games)

Fewest Opponents Fumbles Recovered, Season

7 1971
8 1966

Most Opponents Fumbles, Season

42 1981
40 1975

Most Opponents Fumbles Recovered, Season

26 1994
25 1990

TURNOVERS

Fewest Opponents Turnovers, Season

22 1982 (9 games)
26 2001
27 1996
28 1987

Most Opponents Turnovers, Season

51 1983
49 1962, 1968, 1986

Most Opponents Turnovers, Game

9 vs. Houston Oct. 28, 1962

vs. Houston Oct. 12, 1969
vs. St. Louis Oct. 2, 1983

Best Turnover Ratio, Season

+26 (45 takes/27 gives) 1990
+22 (49 takes/27 gives) 1968
+21 (45 takes/21 gives) 1999

Worst Turnover Ratio, Season

-13 (28 takes/41 gives) 1987
-8 (33 takes/41 gives) 1965
-8 (33 takes/41 gives) 1989

OPPONENT SINGLE GAME INDIVIDUAL RECORDS

Pass Attempts

58 Mark Hermann, San Diego Dec. 22, 1985
55 Rich Gannon, Oakland Oct. 27, 2002
54 Steve DeBerg, Tampa Bay Oct. 28, 1984
Tom Brady, New England Sept. 22, 2002
52 Jim Plunkett, Oakland Oct. 5, 1980

Pass Completions

39 Tom Brady, New England Sept. 22, 2002
37 Mark Hermann, San Diego Dec. 22, 1985
34 Jim Plunkett, Oakland Sept. 12, 1985
33 Drew Bledsoe, New England Dec. 4, 2000
31 Jim Zorn, Seattle Sept. 27, 1981
Rich Gannon, Oakland Sept. 9, 2001

Passing Yards (Games with 400+ Yards)

527 Warren Moon, Houston Dec. 16, 1990
445 Charley Johnson, Denver Nov. 18, 1974
413 Pete Beathard, Houston Sept. 9, 1968
410 Tom Brady, New England Sept. 22, 2002
400 John Elway, Denver Dec. 6, 1998

Touchdown Passes

5 George Blanda, Houston Oct. 24, 1965

Interceptions Thrown

6 John Hadl, San Diego Dec. 8, 1968

Long Pass

90 N. Johnson to R. Upchurch, Denver Sept. 21, 1975

Pass Receptions

16 Troy Brown, New England Sept. 22, 2002
14 Kellen Winslow, San Diego Dec. 11, 1983
13 Joe Washington, Baltimore Sept. 2, 1979
Terrance Mathis, Atlanta Sept. 18, 1994
Tim Brown, Oakland Oct. 27, 2002

Receiving Yards (Games with 200+ Yards)

245 Haywood Jeffires, Houston Dec. 16, 1990
232 Lance Alworth, San Diego Oct. 20, 1963
214 Shannon Sharpe, Denver Oct. 20, 2002
203 Don Maynard, N.Y. Jets Sept. 15, 1968

Touchdown Receptions

3 Bob Chandler, Buffalo Oct. 3, 1976
Kellen Winslow, San Diego Dec. 11, 1983
Shannon Sharpe, Denver Dec. 12, 1993

Rushing Attempts

39 O.J. Simpson, Buffalo Oct. 29, 1973
Ricky Bell, Tampa Bay Dec. 16, 1979
Marion Butts, San Diego Dec. 17, 1989

Rushing Yards (Games with 200+ Yards)

217 Gary Anderson, San Diego Dec. 18, 1988
214 Greg Pruitt, Cleveland Dec. 14, 1975
207 Curt Warner, Seattle Nov. 27, 1983 (OT)

Rushing Touchdowns

3 Jon Keyworth, Denver Nov. 18, 1974
Greg Pruitt, Cleveland Dec. 14, 1975
Pete Banaszak, Oakland Dec. 21, 1975
Walter Payton, Chicago Nov. 13, 1977
Curt Warner, Seattle Nov. 27, 1983 (OT)
Marcus Allen, L.A. Raiders Nov. 25, 1990
Rodney Hampton, N.Y. Giants Dec. 19, 1992
Terrell Davis, Denver Dec. 6, 1998
Curtis Marlin, N.Y. Jets Nov. 11, 2001
Clinton Portis, Denver Dec. 15, 2002

Long Run

87 Paul Lowe, San Diego Sept. 10, 1961

Total Touchdowns

4 Clinton Portis, Denver Dec. 15, 2002

Interceptions Made

4 Detha O'Neal, Denver Oct. 7, 2001

Long Interception Return

101 Tony Greene, Buffalo Oct. 3, 1976

Long Punt Return

95 Johnny Bailey, Chicago Dec. 29, 1990

Long Kickoff Return

100 Nemiah Wilson, Denver Oct. 8, 1966

Long Punt

83 Chris Norman, Denver Sept. 23, 1984

Long Field Goal

55 John Kasay, Seattle Jan. 2, 1994
Kris Brown, Pittsburgh Oct. 14, 2001

Times Sacked

11 Paul McDonald, Cleveland Sept. 30, 1984

Touchdowns On Interception Returns

2 Dave Brown, Seattle Nov. 4, 1984

Fumbles

6 Dave Krieg, Seattle Nov. 5, 1989

ALL-TIME POSTSEASON RECORDS

INDIVIDUAL

SERVICE

Most Games Played, Career

- 10 John Alt
- Tim Grunhard
- Dave Szott
- Derrick Thomas
- 9 Dan Saleaumua
- Tracy Simien
- Neil Smith

- 8 Len Dawson
- Jonathan Hayes
- Nick Lowery
- Johnny Robinson
- Kevin Ross
- Jim Tyrer
- Jerrel Wilson

SCORING

POINTS

Most Points, Career

- 37 Nick Lowery (8 games - 7 FGs, 14 PATs)
- 35 Jan Stenerud (5 games - 9 FGs, 8 PATs)
- 18 Mike Garrett (6 games - 3 TDs)
- Marcus Allen (6 game - 3 TDs)

Most Points, Game

- 12 Abner Haynes vs. Houston Dec. 23, 1962
- Mike Garrett vs. Buffalo Jan. 1, 1967
- Ed Podolak vs. Miami Dec. 25, 1971
- 11 Jan Stenerud vs. Minnesota Jan. 11, 1970

TOUCHDOWNS

Most Touchdowns, Career

- 3 Marcus Allen (6 games)
- Mike Garrett (6 games)

Most Touchdowns, Game

- 2 Abner Haynes vs. Houston Dec. 23, 1962
- Mike Garrett vs. Buffalo Jan. 1, 1967
- Ed Podolak vs. Miami Dec. 25, 1971

POINTS AFTER TOUCHDOWN

Most Points After Touchdown, Career

- 14 Nick Lowery (8 games - 15 Att.)
- 8 Jan Stenerud (5 games - 8 Att.)
- 5 Mike Mercer (2 games - 5 Att.)

Most Points After Touchdown, Game

- 4 Mike Mercer vs. Buffalo (4 Att.) Jan. 1, 1967
- Nick Lowery vs. Houston (4 Att.) Jan. 16, 1994

Most Points After Touchdown, No Misses, Career

- 8 Jan Stenerud (5 games)

FIELD GOALS

Most Field Goals Attempted, Career

- 17 Jan Stenerud (5 games - 17 Att.)
- 12 Nick Lowery (8 games - 12 Att.)

Most Field Goals Attempted, Game

- 5 Jan Stenerud vs. N.Y. Jets Dec. 20, 1969
- 4 Nick Lowery vs. Miami Jan. 5, 1991

Most Field Goals, Career

- 9 Jan Stenerud (5 games - 17 Att.)
- 8 Nick Lowery (8 games - 12 Att.)

Most Field Goals, Game

- 3 Jan Stenerud vs. Minnesota Jan. 11, 1970
- Nick Lowery vs. Miami Jan. 5, 1991

Longest Field Goal

- 48 Jan Stenerud vs. Minnesota Jan. 11, 1970
- 38 Nick Lowery vs. Miami Jan. 5, 1991
- 32 Mike Mercer vs. Buffalo Jan. 1, 1967
- Jan Stenerud vs. Minnesota Jan. 11, 1970
- Nick Lowery vs. Pittsburgh Jan. 8, 1994

RUSHING

ATTEMPTS

Most Attempts, Career

- 100 Marcus Allen (6 games)
- 61 Mike Garrett (6 games)
- 59 Barry Word (4 games)

Most Attempts, Game

- 33 Barry Word vs. L.A. Raiders Dec. 28, 1991
- 24 Curtis McClinton vs. Houston Dec. 23, 1962
- 22 Wendell Hayes vs. Miami Dec. 25, 1971

YARDS GAINED

Most Yards Gained, Career

- 386 Marcus Allen (6 games)
- 208 Wendell Hayes (5 games)
- 197 Barry Word (4 games)

Most Games, 100 or More Yards, Career

- 1 Wendell Hayes (5 games)
- Barry Word (3 games)

Most Yards Gained, Game

- 130 Barry Word vs. L.A. Raiders Dec. 28, 1991
- 100 Wendell Hayes vs. Miami Dec. 25, 1971
- 94 Marcus Allen vs. Indianapolis Jan. 7, 1995

Longest Run From Scrimmage

- 33 Jack Spikes vs. Houston Dec. 23, 1962
- 32 Ed Podolak vs. Miami Dec. 25, 1971
- 26 Christian Okoye vs. Miami Jan. 5, 1991

TOUCHDOWNS

Most Touchdowns Career

- 3 Marcus Allen (6 games)
- Mike Garrett (6 games)

Most Touchdowns, Game

- 2 Mike Garrett vs. Buffalo Jan. 1, 1967

PASSING

ATTEMPTS

Most Passes Attempted, Career
188 Len Dawson (8 games)
141 Joe Montana (4 games)
64 Dave Krieg (4 games)
53 Steve DeBerg (3 games)

Most Passes Attempted, Game
43 Joe Montana vs. Pittsburgh Jan. 8, 1994
38 Joe Montana vs. Houston Jan. 16, 1994
37 Joe Montana vs. Miami Dec. 31, 1994
Elvis Grbac vs. Denver Jan. 4, 1998

COMPLETIONS

Most Passes Completed, Career
107 Len Dawson (8 games)
85 Joe Montana (4 games)
33 Dave Krieg (4 games)
31 Steve DeBerg (3 games)

Most Passes Completed, Game
28 Joe Montana vs. Pittsburgh Jan. 8, 1994
26 Joe Montana vs. Miami Dec. 31, 1994
24 Elvis Grbac vs. Denver Jan. 4, 1998
22 Joe Montana vs. Houston Jan. 16, 1993

COMPLETION PERCENTAGE

Highest Completion Percentage, Career (100 attempts)
60.3 Joe Montana (4 games: 141-85)
56.9 Len Dawson (8 games: 188-107)

Highest Completion Percentage, Game (15 completions)
70.3 Joe Montana vs. Miami (37-26) Dec. 31, 1994
69.2 Len Dawson vs. Miami (26-18) Dec. 25, 1971

YARDS GAINED

Most Yards Gained, Career
1,503 Len Dawson (8 games)
1,014 Joe Montana (4 games)
Most Yards Gained, Game
314 Joe Montana vs. Miami Dec. 31, 1994
299 Joe Montana vs. Houston Jan. 16, 1994
276 Joe Montana vs. Pittsburgh Jan. 4, 1994

Longest Pass Completion
63 Len Dawson vs. Miami (to Elmo Wright) Dec. 25, 1971
61 Len Dawson vs. N.Y. Jets (to Otis Taylor) Dec. 20, 1969
57 Joe Montana (to Kimble Anders) vs. Miami Dec. 31, 1994

TOUCHDOWNS

Most Touchdown Passes, Career
7 Len Dawson (8 games)
6 Joe Montana (4 games)

Most Touchdown Passes, Game
3 Joe Montana vs. Houston Jan. 16, 1994
2 Len Dawson vs. Buffalo Jan. 1, 1967
Joe Montana vs. Miami Dec. 31, 1994

HAD INTERCEPTED

Most Passes Had Intercepted, Career
8 Len Dawson (8 games)
4 Mark Vlasic (1 game)

Most Passes Had Intercepted, Game
4 Len Dawson vs. Oakland Dec. 22, 1968
Mark Vlasic vs. Buffalo Jan. 5, 1992

PASS RECEIVING

PASS RECEPTIONS

Most Pass Receptions, Career
27 Otis Taylor (7 games)
J.J. Birden (8 games)
21 Keith Cash (6 games)
19 Kimble Anders (7 games)

Most Pass Receptions, Game
8 Ed Podolak vs. Miami Dec. 25, 1971
Stephone Paige vs. Miami Jan. 5, 1991
Andre Rison vs. Denver Jan. 4, 1998
7 Keith Cash vs. Pittsburgh Jan. 8, 1994
Kimble Anders vs. Indianapolis Jan. 7, 1996

YARDS GAINED

Most Yards Gained, Career
481 Otis Taylor (7 games)
363 J.J. Birden (8 games)
266 Keith Cash (6 games)
Most Yards Gained, Game
142 Stephone Paige vs. Miami Jan. 5, 1991
117 Otis Taylor vs. Oakland Dec. 22, 1968
110 Ed Podolak vs. Miami Dec. 25, 1971
Andre Rison vs. Denver Jan. 4, 1998
104 Elmo Wright vs. Miami Dec. 25, 1971
103 Kimble Anders vs. Miami Dec. 31, 1994

Most Games, 100 or More Yards, Career
1 By six players
Longest Pass Reception
63 Elmo Wright vs. Miami (from Len Dawson) Dec. 25, 1971
61 Otis Taylor vs. N.Y. Jets (from Len Dawson) Dec. 20, 1969
57 Kimble Anders vs. Miami (from Joe Montana) Dec. 31, 1994

TOUCHDOWNS

Most Touchdowns, Career
2 Otis Taylor (7 games)
Fred Jones (3 games)
J.J. Birden (8 games)

Most Touchdowns, Game
1 Numerous times

COMBINED NET YARDS GAINED

(Rushing, receiving, interception returns, punt returns, kickoff returns and fumble returns)

ATTEMPTS

Most Attempts, Career
147 Marcus Allen (6 games)
88 Mike Garrett (6 games)

Most Attempts, Game
34 Barry Word vs. L.A. Raiders Dec. 28, 1991
30 Ed Podolak vs. Miami Dec. 25, 1971

YARDS GAINED

Most Yards Gained, Career

541	Marcus Allen (6 games)
481	Otis Taylor (7 games)

Most Yards Gained, Game

350	Ed Podolak vs. Miami	Dec. 25, 1971
142	Stephone Paige vs. Miami	Jan. 5, 1991

PUNTING

PUNTS

Most Punts, Career

45	Jerrel Wilson (8 games)
38	Bryan Barker (7 games)

Most Punts, Game

8	Jerrel Wilson vs. Oakland	Jan. 4, 1970
	Bryan Barker vs. San Diego	Jan. 2, 1993

Longest Punt

62	Louie Aguiar vs. Denver	Jan. 4, 1998
61	Jerrel Wilson vs. Green Bay	Jan. 15, 1967
59	Jerrel Wilson vs. Minnesota	Jan. 11, 1970
56	Jerrel Wilson vs. Oakland	Jan. 4, 1970

AVERAGE YARDAGE

Highest Average, Career (20 punts)

44.6	Jerrel Wilson (8 games: 2,005-45)
42.4	Bryan Barker (7 games: 1,613-38)

Highest Average, Game (4 punts)

50.3	Jerrel Wilson vs. Oakland (302-6)	Dec. 22, 1968
46.4	Louie Aguiar vs. Denver (232-5)	Jan. 4, 1998

PUNT RETURNS

PUNT RETURNS

Most Punt Returns, Career

10	Mike Garrett (6 games)
7	Danan Hughes (6 games)

Most Punt Returns, Game

4	Mike Garrett vs. Oakland	Jan. 4, 1970
	Tamarick Vanover vs. Indianapolis	Jan. 7, 1996

Most Yards Gained, Career

84	Danan Hughes (6 games)
63	Mike Garrett (6 games)

Most Yards, Gained, Game

42	Danan Hughes vs. Houston	Jan. 16, 1994
31	Danan Hughes vs. Pittsburgh	Jan. 8, 1994

Longest Punt Return

35	Danan Hughes vs. Houston	Jan. 16, 1994
27	Mike Garrett vs. Buffalo	Jan. 1, 1967

AVERAGE YARDAGE

Highest Average, Career (10 returns)

6.3	Mike Garrett (6 games: 11-73)
-----	-------------------------------

Highest Average, Game (3 returns)

14.0	Danan Hughes vs. Houston (3-42)	Jan. 16, 1994
10.3	Danan Hughes vs. Pittsburgh (3-31)	Jan. 8, 1994

TOUCHDOWNS

Most Touchdowns

0

KICKOFF RETURNS

KICKOFF RETURNS

Most Kickoff Returns, Career

10	John Stephens (3 games)
5	Bert Coan (2 games)
	Noland Smith (1 game)
	Tamarick Vanover (2 games)

Most Kickoff Returns, Game

5	Noland Smith vs. Oakland	Dec. 22, 1968
	John Stephens vs. Buffalo	Jan. 23, 1994

YARDS GAINED

Most Yards Gained, Career

194	John Stephens (3 games)
154	Ed Podolak (1 game)

Most Yards Gained, Game

154	Ed Podolak vs. Miami	Dec. 25, 1971
89	John Stephens vs. Buffalo	Jan. 23, 1994
72	John Stephens vs. Pittsburgh	Jan. 8, 1994

Longest Kickoff Return

78	Ed Podolak vs. Miami	Dec. 25, 1971
35	Bert Coan vs. Buffalo	Jan. 1, 1967
34	John Stephens vs. Pittsburgh	Jan. 8, 1994

AVERAGE YARDAGE

Highest Average, Career (10 returns)

19.9	John Stephens (3 games: 10-199)
------	---------------------------------

Highest Average, Game (3 returns)

51.3	Ed Podolak vs. Miami (3-154)	Dec. 25, 1971
24.0	John Stephens vs. Pittsburgh (3-72)	Jan. 8, 1994
23.0	Tamarick Vanover vs. Denver (3-69)	Jan. 4, 1998

TOUCHDOWNS

Most Touchdowns, Career

0

INTERCEPTIONS BY

Most Interceptions, Career

5	Emmitt Thomas (7 games)
4	Johnny Robinson (8 games)
3	Jim Marsalis (4 games)
	Deron Cherry (4 games)

Most Yards Gained, Career

131	Johnny Robinson (8 games)
101	Emmitt Thomas (7 games)
65	Jim Marsalis (4 games)

Most Yards Gained, Game

72	Johnny Robinson vs. Buffalo	Jan. 1, 1967
----	-----------------------------	--------------

Most Touchdowns, Career

0

Most Interceptions, Game

2	Johnny Robinson vs. Houston	Dec. 23, 1962
	Jim Marsalis vs. N.Y. Jets	Dec. 20, 1969
	Emmitt Thomas vs. Oakland	Jan. 4, 1970
	Deron Cherry vs. L.A. Raiders	Dec. 28, 1991

Most Consecutive Games, Interceptions

3	Emmitt Thomas	1969
---	---------------	------

YARDS GAINED

69	Emmitt Thomas vs. Oakland	Jan. 4, 1970
50	Johnny Robinson vs. Houston	Dec. 23, 1962

Longest Interception Return

72	Johnny Robinson vs. Buffalo	Jan. 1, 1967
62	Emmitt Thomas vs. Oakland	Jan. 4, 1970
37	Johnny Robinson vs. Houston	Dec. 23, 1962

TOUCHDOWNS

Most Touchdowns, Game

0

SACKS

Most Sacks, Career

7.5	Derrick Thomas (10 games)
6.5	Neil Smith (9 games)
5.0	Aaron Brown (6 games)

Most Sacks, Game

3.0	Aaron Brown vs. Oakland	Jan. 4, 1970
2.0	Five times; By five players	
	Last: Four players vs. Houston	Jan. 16, 1994

TEAM

SCORING

Most Points, Game

31	vs. Buffalo	Jan. 1, 1967
28	vs. Houston	Jan. 16, 1994
27	vs. Pittsburgh	Jan. 8, 1994

Most Touchdowns, Game

4	vs. Buffalo	Jan. 1, 1967
	vs. Houston	Jan. 16, 1994
3	Twice; Last vs. Pittsburgh	Jan. 8, 1994

FIRST DOWNS

Most First Downs, Game

28	vs. Pittsburgh	Jan. 8, 1994
24	vs. Miami	Dec. 31, 1994
23	vs. Miami	Dec. 25, 1971

Fewest First Downs, Game

13	vs. Oakland	Dec. 22, 1968
	vs. Oakland	Jan. 4, 1970
14	Four times; Last vs. Buffalo	Jan. 5, 1992

NET YARDS GAINED RUSHING AND PASSING

YARDS GAINED

Most Yards Gained, Game

451	vs. Miami	Dec. 25, 1971
414	vs. Miami	Dec. 31, 1994
401	vs. Pittsburgh	Jan. 8, 1994

Fewest Yards Gained, Game

204	vs. L.A. Raiders	Dec. 28, 1991
207	vs. Oakland	Dec. 20, 1969
213	vs. Buffalo	Jan. 5, 1992

RUSHING

ATTEMPTS

Most Attempts, Game

54	vs. Houston	Dec. 23, 1962
44	vs. Miami	Dec. 25, 1971
41	vs. Minnesota	Jan. 11, 1970

Fewest Attempts, Game

18	vs. Houston	Jan. 16, 1994
19	vs. Green Bay	Jan. 15, 1967
	vs. San Diego	Jan. 2, 1993

YARDS

Most Yards, Game

213	vs. Miami	Dec. 25, 1971
199	vs. Houston	Dec. 23, 1962
151	vs. Minnesota	Jan. 11, 1970

Fewest Yards, Game

52	vs. Buffalo	Jan. 23, 1994
61	vs. San Diego	Jan. 2, 1993
70	vs. Oakland	Dec. 22, 1968

TOUCHDOWNS

Most Touchdowns, Game

2	vs. Buffalo	Jan. 1, 1967	vs. Oakland	Jan. 4, 1970
---	-------------	--------------	-------------	--------------

PASSING**ATTEMPTS****Most Attempts, Game**

52 vs. Buffalo
 44 vs. Pittsburgh
 37 vs. Miami
 vs. Denver

Jan. 23, 1994
 Jan. 8, 1994
 Dec. 31, 1994
 Jan. 4, 1998

Fewest Attempts, Game

14 vs. Houston
 vs. L.A. Raiders
 17 vs. Oakland
 vs. Minnesota

Dec. 23, 1962
 Dec. 28, 1991
 Jan. 4, 1970
 Jan. 11, 1970

COMPLETIONS**Most Completions, Game**

29 vs. Pittsburgh
 26 vs. Miami
 25 vs. Buffalo

Jan. 8, 1994
 Dec. 31, 1994
 Jan. 23, 1994

Fewest Completions, Game

7 vs. Oakland
 9 vs. Houston
 vs. L.A. Raiders

Jan. 4, 1970
 Dec. 23, 1962
 Dec. 28, 1991

YARDS**Most Yards, Game**

314 vs. Miami
 286 vs. Buffalo
 283 vs. Houston

Dec. 31, 1994
 Jan. 23, 1994
 Jan. 16, 1994

Fewest Yards, Game

38 vs. Houston
 73 vs. L.A. Raiders
 121 vs. Oakland

Dec. 23, 1962
 Dec. 28, 1991
 Jan. 4, 1970

TIMES SACKED**Most Times Sacked, Game**

7.0 vs. Buffalo
 vs. San Diego

Jan. 1, 1967
 Jan. 2, 1993

6.0 vs. Houston
 vs. Green Bay

Dec. 23, 1962
 Jan. 15, 1967

TOUCHDOWNS**Most Touchdowns, Game**

3 vs. Houston

Jan. 16, 1994

2 Three times; Last vs. Miami

Dec. 31, 1994

INTERCEPTIONS THROWN**Most Interceptions Thrown, Game**

4 vs. Oakland
 vs. Buffalo

Dec. 22, 1968
 Jan. 5, 1991

3 vs. Indianapolis

Jan. 7, 1996

INTERCEPTIONS BY**Most Interceptions By, Game**

5 vs. Houston

Dec. 23, 1962

4 vs. Oakland
 vs. L.A. Raiders

Jan. 4, 1970
 Dec. 28, 1991

PENALTIES**Most Penalties, Game**

10 vs. Buffalo
 7 Three times; Last vs. Denver

Jan. 5, 1992
 Jan. 4, 1998

Fewest Penalties, Game

1 vs. N.Y. Jets
 3 Twice; Last vs. Indianapolis

Dec. 28, 1986
 Jan. 7, 1996

YARDS PENALIZED**Most Yards Penalized, Game**

65 vs. Denver
 63 vs. N.Y. Jets
 62 vs. San Diego

Jan. 4, 1998
 Dec. 20, 1969
 Jan. 2, 1993

Fewest Yards Penalized, Game

5 vs. N.Y. Jets
 15 vs. Miami
 20 vs. L.A. Raiders

Dec. 28, 1986
 Dec. 31, 1994
 Dec. 28, 1991

FUMBLES**Most Fumbles, Game**

5 vs. Oakland
 3 vs. Miami

Jan. 4, 1970
 Dec. 25, 1971

Most Fumbles Lost, Game

4 vs. Oakland
 2 vs. Miami

Jan. 4, 1970
 Dec. 25, 1971

TURNOVERS**Most Turnovers, Game**

4 vs. Oakland
 vs. Oakland

Dec. 22, 1968
 Jan. 4, 1970

vs. Miami
 vs. Buffalo
 vs. Indianapolis

Dec. 25, 1971
 Jan. 5, 1992
 Jan. 7, 1996

DEFENSE

SCORING

Fewest Points Allowed, Game

6 vs. N.Y. Jets	Dec. 20, 1969
vs. L.A. Raiders	Dec. 28, 1991

Most Points Allowed, Game

41 vs. Oakland	Dec. 22, 1968
37 vs. Buffalo	Jan. 5, 1992
35 vs. Green Bay	Jan. 15, 1967
vs. N.Y. Jets	Dec. 28, 1986

Fewest Touchdowns Allowed, Game

0 vs. N.Y. Jets	Dec. 20, 1969
vs. L.A. Raiders	Dec. 28, 1991

Most Touchdowns Allowed, Game

5 vs. Green Bay	Jan. 15, 1967
vs. Oakland	Dec. 22, 1968
vs. N.Y. Jets	Dec. 28, 1986

FIRST DOWNS

Fewest First Downs Allowed, Game

9 vs. Buffalo	Jan. 1, 1967
13 vs. Minnesota	Jan. 11, 1970
16 Three times; Last vs. Denver	Jan. 4, 1998

Most First Downs Allowed, Game

30 vs. Buffalo	Jan. 23, 1994
29 vs. Buffalo	Jan. 5, 1992
23 vs. Miami	Jan. 5, 1991

NET YARDS GAINED RUSHING AND PASSING

Fewest Yards Allowed, Game

233 vs. Oakland	Jan. 4, 1970
235 vs. N.Y. Jets	Dec. 20, 1969
239 vs. Minnesota	Jan. 11, 1970

Most Yards Allowed, Game

454 vs. Oakland	Dec. 22, 1968
448 vs. Buffalo	Jan. 5, 1992
407 vs. Miami	Dec. 25, 1971

RUSHING

ATTEMPTS

Fewest Attempts, Game

13 vs. Buffalo	Jan. 1, 1967
14 vs. Houston	Jan. 16, 1994
19 vs. Minnesota	Jan 11, 1970

Most Attempts, Game

46 vs. Buffalo	Jan. 5, 1992
vs. Buffalo	Jan. 23, 1994
43 vs. Miami	Dec. 25, 1971

YARDS ALLOWED

Fewest Yards Allowed, Game

39 vs. Houston	Jan. 16, 1994
40 vs. Buffalo	Jan. 1, 1967
67 vs. Minnesota	Jan 11, 1970

Most Yards Allowed, Game

229 vs. Buffalo	Jan. 23, 1994
192 vs. San Diego	Jan. 2, 1993
180 vs. Buffalo	Jan. 5, 1992

TOUCHDOWNS ALLOWED

Most Touchdowns Allowed, Game

3 vs. Buffalo	Jan. 23, 1994	2 Twice; Last vs. Denver	Jan. 4, 1998
---------------	---------------	--------------------------	--------------

PASSING

ATTEMPTS ALLOWED

Fewest Attempts Allowed, Game

19 vs. Denver	Jan. 4, 1998
23 vs. N.Y. Jets	Dec. 28, 1986
vs. L.A. Raiders	Dec. 28, 1991
vs. San Diego	Jan. 2, 1993

Most Attempts Allowed, Game

46 vs. Houston	Dec. 23, 1962
45 vs. Oakland	Jan. 4, 1970
43 vs. Houston	Jan. 14, 1994
40 vs. N.Y. Jets	Dec. 20, 1969

COMPLETIONS

Fewest Completions Allowed, Game

10 vs. Denver	Jan. 4, 1998
12 vs. Buffalo	Jan. 1, 1967
vs. L.A. Raiders	Dec. 28, 1991
vs. Indianapolis	Jan. 7, 1996

Most Completions Allowed, Game

32 vs. Houston	Jan. 16, 1994
23 vs. Houston	Dec. 23, 1962
vs. Buffalo	Jan. 5, 1992
vs. Pittsburgh	Jan. 8, 1994

YARDS ALLOWED

Fewest Yards Allowed, Game

102 vs. Indianapolis	Jan. 7, 1996
124 vs. L.A. Raiders	Dec. 28, 1991
141 vs. N.Y. Jets	Dec. 28, 1986

Most Yards Allowed, Game

336 vs. Oakland	Dec. 22, 1968
272 vs. Pittsburgh	Jan. 8, 1994
263 vs. Miami	Dec. 25, 1971

TOUCHDOWNS

Most Touchdowns Allowed, Game

5 vs. Oakland	Dec. 22, 1968	3 Three times; Last vs. Pittsburgh	Jan. 8, 1994
---------------	---------------	------------------------------------	--------------

SACKS

Most Sacks, Game

9.0 vs. Houston	Jan. 16, 1994	4.0 vs. Oakland	Jan. 4, 1970
5.0 vs. San Diego	Jan. 2, 1993	vs. Buffalo	Jan. 1, 1967

INTERCEPTIONS BY

Most Interceptions By, Game

5 vs. Houston	Dec. 23, 1962	4 vs. Oakland	Jan. 4, 1970
		vs. L.A. Raiders	Dec. 28, 1991

OPPONENT SINGLE GAME INDIVIDUAL POSTSEASON RECORDS

Pass Attempts

46	George Blanda, Houston	Dec. 23, 1962
43	Warren Moon, Houston	Jan. 16, 1994
42	Neil O'Donnell, Pittsburgh	Jan. 8, 1994
40	Joe Namath, N.Y. Jets	Dec. 20, 1969
39	Daryle Lamonica, Oakland	Dec. 22, 1968
	Daryle Lamonica, Oakland	Jan. 4, 1970

Pass Completions

32	Warren Moon, Houston	Jan. 16, 1994
23	George Blanda, Houston	Dec. 23, 1962
	Jim Kelly, Buffalo	Jan. 5, 1992
	Neil O'Donnell, Pittsburgh	Jan. 8, 1994
22	Dan Marino, Miami	Dec. 31, 1994

Passing Yards (Games with 300+ Yards)

345	Daryle Lamonica, Oakland	Dec. 22, 1968
306	Warren Moon, Houston	Jan. 16, 1994

Touchdown Passes

5	Daryle Lamonica, Oakland	Dec. 22, 1968
---	--------------------------	---------------

Interceptions Thrown

5	George Blanda, Houston	Dec. 23, 1962
---	------------------------	---------------

Long Pass

69	Jack Kemp	
	to Elbert Dubenion, Buffalo	Jan. 1, 1967

Pass Receptions

9	Haywood Jeffries, Houston	Jan. 16, 1994
8	Charles Smith, Oakland	Jan. 4, 1970
7	Max McGee, Green Bay	Jan. 15, 1967
	Fred Biletnikoff, Oakland	Dec. 22, 1968
	John Henderson, Minnesota	Jan. 1, 1970
	Paul Warfield, Miami	Dec. 25, 1971
	Jeff Graham, Pittsburgh	Jan. 8, 1994

Receiving Yards (Games with 100+ Yards)

180	Fred Biletnikoff, Oakland	Dec. 22, 1968
140	Paul Warfield, Miami	Dec. 25, 1971
138	Max McGee, Green Bay	Jan. 15, 1967
127	Bobby Burnett, Buffalo	Jan. 11, 1967
111	John Henderson, Minnesota	Jan. 11, 1970
100	Andre Reed, Buffalo	Jan. 5, 1992

Touchdown Receptions

3	Fred Biletnikoff, Oakland	Dec. 22, 1968
---	---------------------------	---------------

Rushing Attempts

33	Thurman Thomas, Buffalo	Jan. 23, 1994
----	-------------------------	---------------

Rushing Yards (Games with 100+ Yards)

186	Thurman Thomas, Buffalo	Jan. 23, 1994
135	Freeman McNeil, N.Y. Jets	Dec. 28, 1986
119	Marion Butts, San Diego	Jan. 2, 1993
107	Nick Bell, L.A. Raiders	Dec. 28, 1991
101	Terrell Davis, Denver	Jan. 4, 1998
100	Thurman Thomas, Buffalo	Jan. 5, 1992

Rushing Touchdowns

3	Thurman Thomas, Buffalo	Jan. 23, 1994
---	-------------------------	---------------

Long Run

54	Marion Butts, San Diego	Jan. 2, 1993
----	-------------------------	--------------

Total Touchdowns

3	Fred Biletnikoff, Oakland	Dec. 22, 1968
	Thurman Thomas, Buffalo	Jan. 23, 1994
2	Max McGee, Green Bay	Jan. 15, 1967
	Elijah Pitts, Green Bay	Jan. 15, 1967
	Warren Wells, Oakland	Dec. 22, 1968
	Freeman McNeil, N.Y. Jets	Dec. 28, 1986
	Andre Reed, Buffalo	Jan. 5, 1992
	Terrell Davis, Denver	Jan. 4, 1998

Interceptions Made

2	Kirby Jackson, Buffalo	Jan. 5, 1992
---	------------------------	--------------

Long Interception Return

50	Willie Wood, Green Bay	Jan. 15, 1967
----	------------------------	---------------

Long Punt Return

26	Russell Copeland, Buffalo	Jan. 23, 1994
----	---------------------------	---------------

Long Kickoff Return

52	George Atkinson, Oakland	Jan. 4, 1970
----	--------------------------	--------------

Long Punt

64	Reggie Roby, Miami	Jan. 5, 1991
----	--------------------	--------------

Long Field Goal

58	Pete Stoyanovich, Miami	Jan. 5, 1991
----	-------------------------	--------------

Sacks

3.0	Gerald Williams, Pittsburgh	Jan. 8, 1994
-----	-----------------------------	--------------

CHIEFS MEMORABILIA IN THE PRO FOOTBALL HALL OF FAME

Notable Chiefs items in the Pro Football Hall of Fame include . . .

- 45 RPM record of the "Dallas Texans March" from '60.
- 1961 Dallas Texans autographed football.
- Knee braces worn by G Marvin Terrell from '60-63. Braces are made of leather with metal hinges and elastic lacing.
- Football autographed by both the Texans and the Oilers from the '62 AFL Championship Game.
- Collectible football commemorating the '66 AFL Championship Game between Buffalo and Kansas City.
- Game-used "Duke" football from Super Bowl I.
- Official's jacket and socks from Super Bowl I worn by Norm Schacter.
- Replica Super Bowl IV ring.
- Record featuring audio highlights of the '69 Chiefs.
- Riddell Kra-Lite model helmet worn by G Ed Budde, featuring web suspension and a three-bar facemask.
- Kicking shoe worn by K Jan Stenerud.
- Medalist gladiator, Hydro-Flo suspension model helmet worn by LB Willie Lanier, featuring a two-bar facemask and distinctive exterior padding on the crown.
- '75 jersey worn by QB Len Dawson.
- NFL regulation football used in the 5,000th NFL game played, a contest between Cincinnati and Kansas City at Arrowhead Stadium (12/4/77).
- Jersey presented to LB Bobby Bell at a ceremony to retire his number in '84.
- Poster commemorating the Silver Anniversary of the Kansas City Chiefs in '84.
- '89 jersey worn by RB Christian Okoye, who led the NFL in rushing that season.
- Game-used football which was used on a punt blocked by CB Albert Lewis vs. New England (12/2/90). It was the 10th blocked punt of Lewis' career, a Chiefs record.
- QB Joe Montana's throwback jersey, pants and socks from the '94 season which were replicas of the club's '63 uniform.
- Poster of the '99 Chiefs Media Guide cover which commemorated the franchise's 40th season.

TOP PERFORMANCES

100-YARD PASS RECEIVERS (157)

	Date	Opponent	Player	Rec.	Yds.	Avg.	LG	TD
1.	10/2/60	N.Y. Titans	Johnny Robinson	3	120	40.0	72	0
2.	12/18/60	Buffalo	Johnny Robinson	4	130	32.5	74 (TD)	1
3.	9/24/61	@ Oakland	Chris Burford	6	101	16.8	32	1
4.	11/3/61	@ Boston	Chris Burford	7	137	19.6	42 (TD)	1
5.	11/12/61	Buffalo	Chris Burford	9	102	11.3	36	0
6.	12/3/61	@ N.Y. Titans	Abner Haynes	6	127	21.2	43	0
7.	12/3/61	@ N.Y. Titans	Chris Burford	3	105	35.0	54	0
8.	12/10/61	Denver	Johnny Robinson	6	112	18.7	45 (TD)	1
9.	10/12/62	@ Boston	Chris Burford	10	171	17.1	31 (TD)	1
10.	10/21/62	N.Y. Titans	Abner Haynes	4	121	30.3	78	1
11.	11/18/62	@ Denver	Fred Arbanas	3	117	39.0	47 (TD)	1
12.	9/7/63	@ Denver	Frank Jackson	7	149	21.3	81 (TD)	2
13.	9/22/63	@ Buffalo	Chris Burford	11	106	9.6	19 (TD)	2
14.	10/13/63	Buffalo	Chris Burford	10	100	10.0	33 (TD)	1
15.	10/20/63	San Diego	Abner Haynes	8	149	18.6	73 (TD)	1
16.	12/1/63	@ N.Y. Jets	Frank Jackson	6	110	18.3	48	0
17.	9/13/64	@ Buffalo	Fred Arbanas	6	113	18.8	42	1
18.	9/27/64	@ Oakland	Abner Haynes	5	117	23.4	56 (TD)	1
19.	10/4/64	Houston	Chris Burford	8	143	17.9	50 (TD)	2
20.	10/4/64	Houston	Fred Arbanas	4	131	32.8	59	0
21.	10/11/64	@ Denver	Chris Burford	5	108	21.6	36	2
22.	10/11/64	@ Denver	Fred Arbanas	5	103	20.6	33	1
23.	11/1/64	Denver	Abner Haynes	5	106	21.2	40	1
24.	11/1/64	Denver	Curtis McClinton	4	103	25.8	66 (TD)	2
25.	11/29/64	@ N.Y. Jets	Frank Jackson	10	175	17.5	34	0
26.	12/6/64	Boston	Frank Jackson	7	144	20.6	72	0
27.	12/13/64	@ San Diego	Frank Jackson	8	142	17.8	64 (TD)	4
28.	11/21/65	@ Boston	Chris Burford	9	120	13.3	34	1
29.	11/28/65	Houston	Frank Jackson	5	118	23.6	45	1
30.	12/19/65	Denver	Curtis McClinton	5	213	42.6	69	0
31.	12/19/65	Denver	Otis Taylor	6	110	18.3	41	1
32.	9/25/66	@ Boston	Chris Burford	10	155	15.5	31 (TD)	3
33.	10/2/66	Buffalo	Otis Taylor	4	125	31.3	71 (TD)	1
34.	10/8/66	Denver	Otis Taylor	5	103	20.6	55	0
35.	10/30/66	Houston	Otis Taylor	5	187	37.4	77 (TD)	1
36.	11/13/66	Miami	Otis Taylor	4	113	28.3	89 (TD)	1
37.	11/20/66	Boston	Otis Taylor	9	133	14.8	26	2
38.	11/27/66	@ N.Y. Jets	Otis Taylor	6	136	22.7	45	0
39.	11/27/66	@ N.Y. Jets	Chris Burford	8	109	13.6	32	1
40.	10/15/67	San Diego	Otis Taylor	9	134	14.9	45	0
41.	9/28/68	Miami	Otis Taylor	3	113	37.7	44	1
42.	11/3/68	Oakland	Gloster Richardson	2	121	60.5	92 (TD)	2
43.	11/17/68	Boston	Frank Pitts	5	126	25.2	90 (TD)	1
44.	11/28/68	Houston	Frank Pitts	7	124	17.7	43 (TD)	2
45.	12/14/68	@ Denver	Otis Taylor	3	119	39.7	67 (TD)	1
46.	12/22/68	@ Oakland	Otis Taylor	4	117	29.3	55	0
47.	9/14/69	@ San Diego	Otis Taylor	5	111	22.2	55 (TD)	2
48.	10/19/69	Miami	Otis Taylor	4	131	32.8	79	0
49.	10/26/69	Cincinnati	Mike Garrett	5	101	20.2	41	1
50.	11/23/69	Oakland	Otis Taylor	6	103	17.2	36	1
51.	9/20/70	@ Minnesota	Otis Taylor	5	100	20.0	59 (TD)	1
52.	11/1/70	Oakland	Otis Taylor	4	129	32.3	56	1
53.	10/18/71	Pittsburgh	Otis Taylor	6	190	31.7	82	2
54.	12/12/71	Oakland	Otis Taylor	8	113	14.1	29 (TD)	1
55.	12/25/71	Miami	Otis Taylor	3	104	34.7	63	0
56.	12/25/71	Miami	Ed Podolak	8	110	13.8	29	1
57.	10/15/72	Cincinnati	Otis Taylor	10	149	14.9	26	1
58.	9/23/73	@ New England	Otis Taylor	5	115	23.0	46	0
59.	11/10/74	San Diego	Larry Brunson	8	184	30.7	84 (TD)	1
60.	12/21/75	@ Oakland	Barry Pearson	6	103	17.2	27	1
61.	10/3/76	@ Buffalo	Larry Brunson	6	106	17.7	24	0
62.	11/7/76	Pittsburgh	Walter White	6	105	17.5	40	0
63.	10/21/79	N.Y. Giants	Tony Reed	8	103	12.9	26	0
64.	11/23/80	@ St. Louis	Henry Marshall	7	117	16.7	36	0
65.	12/21/80	@ Baltimore	Henry Marshall	9	176	19.6	75 (TD)	2
66.	12/21/80	@ Baltimore	J.T. Smith	7	129	18.4	37 (TD)	1
67.	12/28/80	@ Denver	Henry Marshall	6	103	17.2	46 (TD)	1
68.	9/20/81	San Diego	J.T. Smith	9	140	15.6	33	0
69.	10/11/81	Oakland	Henry Marshall	6	110	18.3	43	1
70.	10/11/81	Oakland	Joe Delaney	3	104	34.7	61	0

	Date	Opponent	Player	Rec.	Yds.	Avg.	LG	TD
71.	11/21/82	@ New Orleans	J.T. Smith	6	101	16.8	51	0
72.	12/12/82	L.A. Raiders	Al Dixon	6	102	17.0	37	0
73.	12/19/82	@ Denver	Carlos Carson	3	110	36.7	51	1
74.	9/4/83	Seattle	Carlos Carson	7	104	14.9	48	1
75.	9/18/83	@ Washington	Carlos Carson	6	109	18.2	34	0
76.	10/16/83	N.Y. Giants	Henry Marshall	7	131	18.7	46 (TD)	2
77.	11/6/83	L.A. Raiders	Carlos Carson	5	103	20.6	39	0
78.	11/20/83	@ Dallas	Carlos Carson	7	135	19.3	48 (TD)	2
79.	11/20/83	@ Dallas	Henry Marshall	8	115	14.4	35	0
80.	11/27/83	@ Seattle	Carlos Carson	7	149	21.3	35	1
81.	12/11/83	@ San Diego	Carlos Carson	7	165	23.6	50 (TD)	1
82.	9/9/84	Cincinnati	Anthony Hancock	3	109	36.3	46 (TD)	1
83.	9/23/84	@ Denver	Henry Marshall	8	148	18.5	37	0
84.	10/14/84	San Diego	Carlos Carson	7	165	23.6	29	0
85.	10/28/84	Tampa Bay	Carlos Carson	7	131	18.7	56	0
86.	11/25/84	@ N.Y. Giants	Carlos Carson	5	153	30.6	56	1
87.	12/2/84	Denver	Carlos Carson	7	126	18.0	36	1
88.	12/9/84	Seattle	Henry Marshall	8	166	20.8	36	1
89.	9/8/85	@ New Orleans	Carlos Carson	8	173	21.6	37	2
90.	9/12/85	L.A. Raiders	Carlos Carson	5	118	23.6	26	1
91.	12/22/85	San Diego	Stephone Paige	8	309	38.6	84 (TD)	2
92.	11/30/86	Buffalo	Stephone Paige	9	119	13.2	26	1
93.	10/25/87	@ San Diego	Carlos Carson	9	197	21.9	63 (TD)	2
94.	11/1/87	@ Chicago	Stephone Paige	5	121	24.2	51	1
95.	11/1/87	@ Chicago	Carlos Carson	7	117	16.7	29 (TD)	1
96.	11/15/87	N.Y. Jets	Jonathan Hayes	5	105	21.0	33	0
97.	12/13/87	L.A. Raiders	Carlos Carson	4	142	35.5	67 (TD)	1
98.	12/27/87	Seattle	Carlos Carson	4	120	30.0	81 (TD)	1
99.	12/27/87	Seattle	Stephone Paige	8	110	15.7	46 (TD)	1
100.	9/11/88	@ Seattle	Paul Palmer	8	105	13.1	27	0
101.	9/25/88	San Diego	Paul Palmer	5	122	24.4	71 (TD)	2
102.	10/2/88	@ N.Y. Jets	Carlos Carson	5	162	32.4	80 (TD)	1
103.	10/16/88	L.A. Raiders	Paul Palmer	5	103	20.6	48 (TD)	1
104.	11/20/88	Seattle	Stephone Paige	5	106	21.2	49	0
105.	12/4/88	N.Y. Jets	Stephone Paige	4	113	28.3	41 (TD)	2
106.	10/9/89	@ Pittsburgh	Stephone Paige	7	163	23.3	50	0
107.	11/26/89	Houston	Stephone Paige	7	114	16.3	42	0
108.	12/3/89	Miami	Stephone Paige	7	133	19.0	38	1
109.	9/17/90	@ Denver	Stephone Paige	10	206	20.6	83 (TD)	2
110.	12/23/90	@ San Diego	Todd McNair	3	111	37.0	65	1
111.	11/24/91	@ Cleveland	Emile Harry	11	159	14.5	36	1
112.	12/22/91	@ L.A. Raiders	J.J. Birden	8	188	23.5	57	2
113.	10/4/92	@ Denver	Willie Davis	5	127	25.4	50 (TD)	1
114.	10/11/92	Philadelphia	Willie Davis	5	167	33.4	74 (TD)	1
115.	10/18/92	@ Dallas	Willie Davis	6	100	16.7	38	0
116.	11/15/92	Washington	Tim Barnett	6	148	24.7	44 (TD)	2
117.	9/20/93	Denver	Willie Davis	6	139	23.2	35	0
118.	11/14/93	@ L.A. Raiders	Willie Davis	5	115	23.0	66 (TD)	1
119.	9/4/94	@ New Orleans	Willie Davis	7	109	15.6	42	1
120.	12/4/94	Denver	Willie Davis	3	107	35.7	62 (TD)	1
121.	12/4/94	Denver	J.J. Birden	7	101	14.4	44	0
122.	12/12/94	@ Miami	J.J. Birden	10	131	13.1	22 (TD)	1
123.	12/18/94	Houston	Lake Dawson	5	101	20.2	50	1
124.	9/3/95	@ Seattle	Willie Davis	6	155	25.8	60 (TD)	2
125.	9/24/95	@ Cleveland	Keith Cash	8	111	13.9	38 (TD)	1
126.	9/8/97	@ Oakland	Andre Rison	8	162	20.3	43	1
127.	11/30/97	San Francisco	Andre Rison	5	117	23.4	45	2
128.	11/22/98	@ San Diego	Derrick Alexander	5	173	34.6	41	1
129.	11/29/98	Arizona	Derrick Alexander	6	116	19.3	30 (TD)	2
130.	9/12/99	@ Chicago	Derrick Alexander	6	154	25.7	86 (TD)	1
131.	9/19/99	Denver	Derrick Alexander	6	117	19.5	49	0
132.	10/31/99	San Diego	Derrick Alexander	2	113	56.5	81 (TD)	1
133.	11/21/99	Seattle	Derrick Alexander	8	101	12.6	25	0
134.	9/17/00	San Diego	Sylvester Morris	6	112	18.7	36 (TD)	3
135.	9/24/00	@ Denver	Tony Gonzalez	10	127	12.7	17	1
136.	10/2/00	Seattle	Derrick Alexander	5	153	30.6	73	1
137.	10/15/00	Oakland	Tony Gonzalez	7	100	14.3	22	1
138.	10/22/00	St. Louis	Derrick Alexander	5	117	23.4	31	1
139.	10/22/00	St. Louis	Tony Gonzalez	5	117	23.4	39	1
140.	10/29/00	@ Seattle	Tony Gonzalez	8	101	12.6	22	0
141.	10/29/00	@ Seattle	Derrick Alexander	4	137	34.3	59 (TD)	2
142.	11/15/00	@ Oakland	Derrick Alexander	9	139	15.4	48 (TD)	2
143.	11/5/00	@ Oakland	Tony Gonzalez	9	134	14.9	29	0
144.	11/5/00	@ Oakland	Sylvester Morris	6	102	17.0	47	0

Date	Opponent	Player	Rec.	Yds.	Avg.	LG	TD
145. 11/19/00	Buffalo	Derrick Alexander	7	146	20.9	35	0
146. 12/4/00	@ New England	Tony Gonzalez	11	147	13.4	29	1
147. 12/4/00	@ New England	Derrick Alexander	5	116	23.2	81 (TD)	1
148. 10/7/01	@ Denver	Tony Gonzalez	8	129	16.1	35	0
149. 11/29/01	Philadelphia	Priest Holmes	8	100	12.5	37	0
150. 12/9/01	@ Oakland	Priest Holmes	5	109	21.8	67 (TD)	1
151. 12/30/01	@ Jacksonville	Eddie Kennison	6	121	20.2	50	0
152. 9/8/02	@ Cleveland	Eddie Kennison	4	120	30.0	64	0
153. 9/29/02	Miami	Tony Gonzalez	7	140	20.0	42 (TD)	3
154. 11/10/02	@ San Francisco	Eddie Kennison	8	134	16.8	23	0
155. 11/24/02	@ Seattle	Priest Holmes	7	110	15.7	64 (TD)	1
156. 12/15/02	@ Denver	Dante Hall	5	143	28.6	75 (TD)	2
157. 12/22/02	San Diego	Marc Boerigter	5	144	28.8	99 (TD)	2

CAREER 100-YARD RECEIVING GAMES

Player	100-Yard Games	Player	100-Yard Games	Player	100-Yard Games
1. Otis Taylor (1965-75)	21	Paul Palmer (1987-88)	3	Walter White (1975-79)	1
2. Carlos Carson (1980-89)	18	J.J. Birden (1990-94)	3	Tony Reed (1977-80)	1
3. Chris Burford (1960-67)	12	<i>Priest Holmes (2001-02)</i>	<i>3</i>	Joe Delaney (1981-82)	1
Derrick Alexander (1998-01)	12	<i>Eddie Kennison (2001-02)</i>	<i>3</i>	Al Dixon (1979-82)	1
5. Stephone Paige (1983-91)	10	18. Curtis McClinton (1962-69)	2	Anthony Hancock (1982-86)	1
6. Henry Marshall (1976-87)	8	Frank Pitts (1965-71)	2	Jonathan Hayes (1985-93)	1
Willie Davis (1991-95)	8	Larry Brunson (1974-77)	2	Todd McNair (1989-93, 96)	1
<i>Tony Gonzalez (1997-02)</i>	<i>8</i>	André Rison (1997-99)	2	Emile Harry (1986-92)	1
9. Frank Jackson (1961-65)	6	<i>Sylvester Morris (2000-02)</i>	<i>2</i>	Tim Barnett (1991-93)	1
10. Abner Haynes (1960-65)	5	23. Gloster Richardson (1967-70)	1	Lake Dawson (1994-97)	1
11. Fred Arbanas (1962-70)	4	Mike Garrett (1986-70)	1	Keith Cash (1992-96)	1
12. Johnny Robinson (1960-71)	3	Ed Podolak (1969-77)	1	<i>Marc Boerigter (2002)</i>	<i>1</i>
J.T. Smith (1978-84)	3	Barry Pearson (1974-76)	1	<i>Dante Hall (2000-02)</i>	<i>1</i>

100-YARD RUSHERS (121)

Date	Opponent	Player	Att.	Yds.	Avg.	LG	TD
1. 11/13/60	Denver	Abner Haynes	15	114	7.6	58	1
2. 11/24/60	@ N.Y. Titans	Abner Haynes	14	157	11.2	67 (TD)	2
3. 9/10/61	San Diego	Jack Spikes	7	109	15.6	74 (TD)	1
4. 10/1/61	Houston	Abner Haynes	19	117	6.2	35	1
5. 10/1/61	Houston	Jack Spikes	15	146	9.7	73 (TD)	3
6. 10/8/61	@ Denver	Abner Haynes	26	139	5.3	53	0
7. 11/26/61	Oakland	Abner Haynes	14	158	11.3	66 (TD)	5
8. 12/10/61	Denver	Frank Jackson	16	106	6.6	49 (TD)	4
9. 9/8/62	Boston	Abner Haynes	19	122	6.4	30 (TD)	4
10. 9/30/62	Buffalo	Abner Haynes	16	164	10.3	71 (TD)	2
11. 11/11/62	@ N.Y. Titans	Abner Haynes	24	107	4.5	21	2
12. 11/11/62	@ N.Y. Titans	Curtis McClinton	19	102	5.4	11	1
13. 11/25/62	Oakland	Abner Haynes	18	112	6.2	33 (TD)	2
14. 11/25/62	Oakland	Curtis McClinton	12	109	9.1	46	0
15. 12/9/62	Denver	Curtis McClinton	15	105	7.0	69 (TD)	1
16. 11/3/63	@ Oakland	Curtis McClinton	15	101	6.7	36	0
17. 9/27/64	@ Oakland	Abner Haynes	12	106	8.8	41	0
18. 11/22/64	@ Houston	Abner Haynes	25	156	6.2	42	0
19. 11/29/64	@ N.Y. Jets	Abner Haynes	11	120	10.9	80 (TD)	2
20. 10/24/65	@ Houston	Mack Lee Hill	17	130	7.6	30	1
21. 11/28/65	Houston	Mack Lee Hill	9	119	13.2	66 (TD)	1
22. 9/11/66	@ Buffalo	Bert Coan	11	101	9.2	32	1
23. 10/23/66	@ Denver	Bert Coan	13	111	8.5	35 (TD)	3
24. 10/30/66	Houston	Mike Garrett	9	102	11.3	77 (TD)	1
25. 12/18/66	@ San Diego	Mike Garrett	25	161	6.4	26	1
26. 9/24/67	@ Miami	Mike Garrett	20	131	6.5	28	0
27. 10/29/67	Denver	Mike Garrett	20	101	5.1	20 (TD)	2
28. 11/5/67	N.Y. Jets	Mike Garrett	23	192	8.3	28	1
29. 12/17/67	@ Denver	Mike Garrett	20	169	8.5	58	0
30. 9/28/68	@ Miami	Robert Holmes	13	123	9.5	76 (TD)	1
31. 10/20/68	Oakland	Mike Garrett	24	109	4.5	16	0
32. 11/10/68	@ Cincinnati	Robert Holmes	21	158	7.5	27 (TD)	1
33. 10/26/69	Cincinnati	Warren McVea	17	141	8.3	80 (TD)	1
34. 11/16/69	@ N.Y. Jets	Warren McVea	15	102	6.8	22	1
35. 11/1/70	Oakland	Ed Podolak	19	108	5.7	39	0

	Date	Opponent	Player	Att.	Yds.	Avg.	LG	TD
36.	11/22/70	St. Louis	Ed Podolak	23	112	4.9	32	0
37.	12/6/70	Denver	Ed Podolak	12	139	11.6	65 (TD)	1
38.	10/24/71	Washington	Ed Podolak	24	110	4.6	21	0
39.	11/5/72	Oakland	Ed Podolak	27	115	4.3	30	0
40.	12/10/72	Baltimore	Wendell Hayes	19	104	5.5	16	0
41.	11/12/73	Chicago	Ed Podolak	28	134	4.8	13	0
42.	12/2/73	Cleveland	Willie Ellison	20	108	5.4	19	0
43.	10/27/74	@San Diego	Woody Green	23	146	6.3	43	1
44.	11/18/74	@Denver	Woody Green	18	114	6.3	24	1
45.	12/8/74	Oakland	Jeff Kinney	21	124	5.9	21	0
46.	10/12/75	Oakland	Woody Green	24	101	4.2	18	1
47.	11/23/75	Detroit	Woody Green	19	135	7.1	42	0
48.	11/23/75	Detroit	MacArthur Lane	16	108	6.8	39	2
49.	11/28/76	@San Diego	Ed Podolak	25	127	5.1	12	2
50.	12/12/76	Cleveland	Ed Podolak	29	137	4.9	22 (TD)	4
51.	10/3/77	Oakland	Tony Reed	12	119	9.9	59	0
52.	11/3/77	@Chicago	Ed Podolak	29	102	3.5	14 (TD)	2
53.	9/3/78	@Cincinnati	Mark Bailey	26	106	4.1	12	0
54.	9/10/78	Houston	Tony Reed	16	141	8.8	28	1
55.	9/17/78	@N.Y. Giants	Tony Reed	14	114	8.1	48	0
56.	10/1/78	@Buffalo	MacArthur Lane	17	144	8.5	30	0
57.	11/12/78	@San Diego	Arnold Morgado	29	115	4.0	12	2
58.	11/26/78	San Diego	Ted McKnight	11	104	9.5	22	0
59.	12/17/78	@Seattle	Tony Reed	11	121	11.0	62 (TD)	1
60.	9/30/79	@Seattle	Ted McKnight	12	147	12.3	84 (TD)	2
61.	10/21/79	N.Y. Giants	Tony Reed	20	106	5.3	14	0
62.	11/18/79	@Oakland	Mike Williams	28	109	3.9	21	0
63.	10/4/81	@New England	Joe Delaney	18	101	5.6	18 (TD)	1
64.	10/11/81	Oakland	Joe Delaney	28	106	3.8	12	0
65.	10/18/81	Denver	Joe Delaney	21	149	7.1	82 (TD)	1
66.	11/1/81	@San Diego	Joe Delaney	23	117	5.1	19	0
67.	11/15/81	Houston	Joe Delaney	23	193	6.7	26	1
68.	11/22/81	Seattle	James Hadnot	10	106	10.6	24	0
69.	12/20/81	@Minnesota	Billy Jackson	25	102	4.1	18	0
70.	12/8/85	Atlanta	Mike Pruitt	16	102	6.4	54	0
71.	9/13/87	San Diego	Christian Okoye	21	105	5.0	43 (TD)	1
72.	12/27/87	Seattle	Herman Heard	12	107	8.9	37 (TD)	1
73.	11/13/88	Cincinnati	Christian Okoye	16	102	6.4	48	1
74.	9/24/89	@San Diego	Christian Okoye	16	112	7.0	59	0
75.	10/1/89	Cincinnati	Christian Okoye	25	101	4.0	16	1
76.	10/8/89	@Seattle	Christian Okoye	30	156	5.2	14	1
77.	10/22/89	Dallas	Christian Okoye	33	170	5.2	23	2
78.	10/28/89	@Pittsburgh	Christian Okoye	23	101	4.4	19	0
79.	11/5/89	Seattle	Christian Okoye	37	126	3.4	16	1
80.	12/3/89	Miami	Christian Okoye	32	148	4.6	13	1
81.	12/10/89	@Green Bay	Christian Okoye	38	131	3.5	12	1
82.	9/23/90	@Green Bay	Christian Okoye	23	122	5.3	32	1
83.	10/14/90	Detroit	Barry Word	18	200	11.1	53 (TD)	2
84.	12/2/90	@New England	Barry Word	19	112	5.9	18	0
85.	12/23/90	@San Diego	Barry Word	28	106	3.8	14	1
86.	9/1/91	Atlanta	Christian Okoye	22	143	6.5	48	1
87.	10/7/91	Buffalo	Christian Okoye	29	122	4.5	14	2
88.	10/7/91	Buffalo	Harvey Williams	20	103	5.2	21	0
89.	10/13/91	Miami	Christian Okoye	23	153	6.7	38 (TD)	2
90.	12/14/91	@San Francisco	Barry Word	17	115	6.8	37	1
91.	12/22/91	@L.A. Raiders	Barry Word	35	152	4.3	15	1
92.	9/20/92	@Houston	Barry Word	22	114	5.2	13	0
93.	9/28/92	L.A. Raiders	Barry Word	27	125	4.6	16	0
94.	12/24/94	@L.A. Raiders	Marcus Allen	33	132	4.0	14	0
95.	9/3/95	@Seattle	Greg Hill	15	109	7.3	27	0
96.	10/22/95	Denver	Marcus Allen	21	121	5.8	17	1
97.	12/3/95	@Oakland	Marcus Allen	21	124	5.9	38	1
98.	12/24/95	Seattle	Greg Hill	21	113	5.4	16	0
99.	11/3/96	@Minnesota	Greg Hill	15	100	6.7	28	2
100.	11/28/96	@Detroit	Greg Hill	17	103	6.1	16	0
101.	9/6/98	Oakland	Donnell Bennett	24	115	4.8	26	1
102.	12/13/98	Dallas	Bam Morris	27	137	5.1	25	1
103.	9/19/99	Denver	Kimble Anders	22	142	6.5	46	0
104.	10/22/00	St. Louis	Kimble Anders	13	102	7.8	69	2
105.	12/17/00	Denver	Tony Richardson	23	156	6.8	33	1
106.	9/30/01	@Washington	Priest Holmes	23	147	6.4	27	2
107.	10/14/01	Pittsburgh	Priest Holmes	20	150	7.5	26 (TD)	2
108.	11/4/01	@San Diego	Priest Holmes	30	181	6.0	26	1
109.	11/25/01	Seattle	Priest Holmes	26	120	4.6	12	0

	Date	Opponent	Player	Att.	Yds.	Avg.	LG	TD
110.	12/9/01	Oakland	Priest Holmes	28	168	6.0	20	1
111.	12/16/01	Denver	Priest Holmes	29	121	4.2	14	1
112.	1/6/02	@ Seattle	Priest Holmes	23	117	5.1	22	0
113.	9/8/02	@ Cleveland	Priest Holmes	22	122	5.5	26 (TD)	4
114.	9/22/02	@ New England	Priest Holmes	30	180	6.0	25	2
115.	10/6/02	@ N.Y. Jets	Priest Holmes	23	152	6.6	27	1
116.	10/20/02	Denver	Priest Holmes	24	113	4.7	14	3
117.	10/17/02	Buffalo	Priest Holmes	31	104	3.4	15	1
118.	11/24/02	@ Seattle	Priest Holmes	23	197	8.6	30	2
119.	12/1/02	Arizona	Priest Holmes	16	113	7.1	21	2
120.	12/8/02	St. Louis	Priest Holmes	24	132	5.5	17	2
121.	12/15/02	@ Denver	Priest Holmes	18	161	8.9	56	0

CAREER 100-YARD RUSHING GAMES

Player	100-Yard Games	Player	100-Yard Games	Player	100-Yard Games
1. Priest Holmes (2001-02)	16	13. Jack Spikes (1960-64)	2	Mark Bailey (1977-78)	1
2. Christian Okoye (1987-92)	14	Mack Lee Hill (1964-65)	2	Arnold Morgado (1977-80)	1
3. Abner Haynes (1960-65)	12	Bert Coan (1963-68)	2	Mike Williams (1979-81)	1
4. Ed Podolak (1967-77)	9	Robert Holmes (1968-71)	2	James Hadnot (1980-83)	1
5. Mike Garrett (1966-70)	7	Warren McVea (1969-73)	2	Billy Jackson (1981-84)	1
Barry Word (1990-92)	7	MacArthur Lane (1975-78)	2	Mike Pruitt (1985-86)	1
7. Tony Reed (1977-80)	5	Ted McKnight (1977-81)	2	Herman Heard (1984-89)	1
Joe Delaney (1981-82)	5	Kimble Anders (1991-00)	2	Harvey Williams (1991-93)	1
9. Curtis McClinton (1962-69)	4	21. Frank Jackson (1961-65)	1	Donnell Bennett (1994-00)	1
Woody Green (1974-76)	4	Wendell Hayes (1968-74)	1	Bam Morris (1998-99)	1
Greg Hill (1994-97)	4	Willie Ellison (1973-74)	1	<i>Tony Richardson (1995-02)</i>	<i>1</i>
12. Marcus Allen (1993-97)	3	Jeff Kinney (1972-76)	1		

100-YARD RUSHING/RECEIVING GAMES (5)

Date	Opponent	Player	Att.	Rushing Yards	TD	Rec.	Receiving Yards	TD
1. 9/27/64	@ Oakland	Abner Haynes	12	106	0	5	117	1
2. 10/21/79	N.Y. Giants	Tony Reed	20	106	0	8	103	0
3. 10/11/81	Oakland	Joe Delaney	28	106	0	3	104	0
4. 12/9/01	@ Oakland	Priest Holmes	28	168	1	5	109	1
5. 11/24/02	@ Seattle	Priest Holmes	23	197	2	7	110	1

300-YARD PASSERS (60)

Date	Opponent	Player	Att.	Comp.	Yds.	LG	TD	INT
1. 10/2/60	N.Y. Titans	Colton Davidson	31	19	333	72	1	1
2. 12/18/60	Buffalo	Colton Davidson	37	18	334	74 (TD)	2	0
3. 11/3/61	@ Boston	Colton Davidson	34	18	300	48 (TD)	2	2
4. 10/12/62	@ Boston	Len Dawson	31	16	302	63 (TD)	2	2
5. 10/4/64	Houston	Len Dawson	36	19	320	59	3	3
6. 11/1/64	Denver	Len Dawson	38	23	435	66 (TD)	6	3
7. 12/12/65	@ Buffalo	Len Dawson	37	23	356	67 (TD)	3	1
8. 11/20/66	Boston	Len Dawson	38	25	324	26 (TD)	2	1
9. 10/15/67	@ San Diego	Len Dawson	37	24	364	53	1	3
10. 11/17/68	Boston	Len Dawson	31	17	333	90 (TD)	3	3
11. 10/19/69	Miami	Mike Livingston	34	17	308	93 (TD)	1	1
12. 11/10/74	San Diego	Len Dawson	44	26	381	84 (TD)	1	1
13. 11/30/75	@ Baltimore	Len Dawson	36	25	307	51	2	2
14. 10/3/76	@ Buffalo	Tony Adams	32	17	319	49 (TD)	2	3
15. 10/10/76	@ Washington	Mike Livingston	29	15	332	38	2	2
16. 12/21/80	@ Baltimore	Bill Kenney	28	17	316	75 (TD)	3	0
17. 9/20/81	San Diego	Bill Kenney	41	22	303	33	1	5
18. 9/18/83	@ Washington	Bill Kenney	46	20	330	52	0	2
19. 10/16/83	N.Y. Giants	Bill Kenney	36	25	342	46 (TD)	4	1
20. 10/30/83	@ Denver	Bill Kenney	52	27	365	35	1	2
21. 11/20/83	@ Dallas	Bill Kenney	39	23	337	48 (TD)	2	2
22. 11/27/83	@ Seattle	Bill Kenney	38	21	311	35	4	0
23. 12/4/83	Buffalo	Bill Kenney	43	22	306	40	0	2
24. 12/11/83	@ San Diego	Bill Kenney	41	31	411	50 (TD)	4	1
25. 10/28/84	Tampa Bay	Bill Kenney	46	26	332	56	2	2

	Date	Opponent	Player	Att.	Comp.	Yds.	LG	TD	INT
26.	12/9/84	Seattle	Bill Kenney	37	18	312	36	2	0
27.	9/8/85	@ New Orleans	Bill Kenney	34	22	397	50	3	1
28.	10/13/85	@ San Diego	Bill Kenney	36	24	304	40	2	2
29.	10/25/87	@ San Diego	Bill Kenney	37	22	328	63 (TD)	2	1
30.	12/27/87	Seattle	Bill Kenney	35	23	320	81 (TD)	3	0
31.	10/2/88	@ N.Y. Jets	Steve DeBerg	34	17	312	80 (TD)	2	2
32.	10/28/89	@ Pittsburgh	Steve DeBerg	36	24	338	50	1	2
33.	9/17/90	@ Denver	Steve DeBerg	45	26	395	83 (TD)	2	0
34.	12/2/90	@ New England	Steve DeBerg	21	15	331	86 (TD)	2	0
35.	11/24/91	@ Cleveland	Steve DeBerg	50	30	319	36	1	2
36.	10/4/92	@ Denver	Dave Krieg	31	22	301	50 (TD)	1	0
37.	11/15/92	Washington	Dave Krieg	29	19	302	44 (TD)	2	1
38.	9/4/94	@ New Orleans	Joe Montana	33	24	315	42	2	0
39.	9/18/94	@ Atlanta	Joe Montana	39	28	361	35	2	2
40.	10/9/94	@ San Diego	Joe Montana	55	37	310	25	0	1
41.	10/17/94	@ Denver	Joe Montana	54	34	393	26	3	1
42.	12/4/94	Denver	Steve Bono	37	18	323	62 (TD)	1	1
43.	12/12/94	@ Miami	Steve Bono	55	33	314	22 (TD)	2	3
44.	10/9/95	San Diego	Steve Bono	41	27	329	38	2	0
45.	9/8/97	@ Oakland	Elvis Grbac	35	21	312	43 (TD)	2	0
46.	11/9/97	@ Jacksonville	Rich Gannon	50	29	314	47	0	2
47.	11/22/98	@ San Diego	Rich Gannon	33	20	304	41	1	1
48.	11/21/99	Seattle	Elvis Grbac	49	30	320	29	0	1
49.	10/29/00	@ Seattle	Elvis Grbac	35	22	342	59 (TD)	3	3
50.	11/5/00	@ Oakland	Elvis Grbac	53	39	504	48 (TD)	2	2
51.	11/19/00	Buffalo	Elvis Grbac	48	28	341	35	2	1
52.	12/4/00	@ New England	Elvis Grbac	46	25	350	81 (TD)	3	1
53.	12/10/00	Carolina	Elvis Grbac	44	31	315	24	1	2
54.	9/30/01	@ Washington	Trent Green	26	21	307	35	3	0
55.	10/21/01	@ Arizona	Trent Green	44	21	352	44	1	2
56.	10/25/01	Indianapolis	Trent Green	43	22	324	35 (TD)	3	3
57.	9/29/02	Miami	Trent Green	34	24	328	46	5	0
58.	11/24/02	@ Seattle	Trent Green	34	26	343	64 (TD)	2	1
59.	12/15/02	@ Denver	Trent Green	42	18	310	75 (TD)	2	0
60.	12/22/02	San Diego	Trent Green	35	23	337	99 (TD)	3	1

CAREER 300-YARD PASSING GAMES

Player	Games	Record	Player	Games	Record
1. Bill Kenney (1979-88)	15	6-9 (.400)	7. Cotton Davidson (1960-61)	3	1-2 (.333)
2. Len Dawson (1962-75)	9	4-4-1 (.500)	Steve Bono (1994-96)	3	1-2 (.333)
3. Elvis Grbac (1997-00)	7	3-4 (.429)	9. Mike Livingston (1968-79)	2	2-0 (.500)
<i>Trent Green (2001-02)</i>	<i>7</i>	<i>3-4 (.429)</i>	Dave Krieg (1992-93)	2	1-1 (.500)
5. Steve DeBerg (1988-91)	5	1-4 (.200)	Rich Gannon (1995-98)	2	0-2 (.000)
6. Joe Montana (1993-94)	4	3-1 (.750)	12. Tony Adams (1975-78)	1	0-1 (.000)



300-YARD PASSERS

QB Bill Kenney produced 15 career games with 300 or more passing yards, the highest total of any quarterback in Chiefs history. Kenney enjoyed his most prolific campaign in '83 when he threw for a franchise single-season record 4,348 yards in head coach John Mackovic's initial season with the club. Kenney earned the only Pro Bowl berth of career that season after producing seven of his 300-yard games, also a single-season team record. However, Kansas City produced just a 1-6 record when Kenney compiled a 300-yard effort in '83, with that lone win coming by a 38-17 count vs. the N.Y. Giants (10/16/83). Among Chiefs QBs with at least three career 300-yard games, the only one with a winning record in those contests was Joe Montana, who went 3-1. Mike Livingston was 2-0 in a pair of 300-yard outings.

OPPONENTS TOP PERFORMANCES

100-YARD RECEIVERS (165)

Date	Opponent	Player	Rec.	Yds.	Avg.	LG	TD
1. 9/10/60	@ L.A. Chargers	Ralph Anderson	5	103	20.6	46 (TD)	1
2. 10/16/60	@ Houston	Bill Groman	10	140	14.0	21	1
3. 11/6/60	@ Buffalo	Elbert Dubenion	8	161	20.1	43	1
4. 11/24/60	@ N.Y. Titans	Don Maynard	10	179	17.9	45 (TD)	1
5. 10/1/61	Houston	Charles Hennigan	3	101	33.7	63 (TD)	1
6. 10/8/61	@ Denver	Lionel Taylor	7	120	17.1	34	1
7. 10/15/61	@ Buffalo	Glenn Bass	4	159	39.8	76 (TD)	1
8. 10/22/61	@ Houston	Bill Groman	4	123	30.8	80 (TD)	2
9. 10/22/61	@ Houston	Charles Hennigan	4	108	27.0	66 (TD)	1
10. 11/19/61	@ San Diego	Dave Kocourek	7	169	24.1	61 (TD)	1
11. 11/19/61	@ San Diego	Don Norton	6	120	20.0	42	0
12. 12/3/61	@ N.Y. Titans	Dick Christy	6	145	24.2	68	0
13. 10/2/62	N.Y. Titans	Art Powell	7	134	19.1	49	1
14. 10/21/62	N.Y. Titans	Don Maynard	4	102	25.5	62	0
15. 12/2/62	@ Buffalo	Ernie Warlick	9	117	13.0	20	1
16. 12/9/62	Denver	Lionel Taylor	7	110	15.7	41	0
17. 9/22/63	@ Buffalo	Elbert Dubenion	5	100	20.0	28	0
18. 10/20/63	San Diego	Lance Alworth	9	232	25.8	72 (TD)	2
19. 11/17/63	@ Boston	Tony Romeo	10	149	14.9	39	1
20. 11/17/63	@ Boston	Jim Coclough	9	137	15.2	38	0
21. 10/18/64	Buffalo	Elbert Dubenion	5	122	24.4	55 (TD)	2
22. 11/1/64	Denver	Hewritt Dixon	5	121	24.2	62 (TD)	1
23. 11/1/64	Denver	Al Denson	3	113	37.7	82 (TD)	1
24. 11/15/64	San Diego	Lance Alworth	5	169	33.8	59	1
25. 11/22/64	Houston	Charles Hennigan	8	111	13.9	30	2
26. 11/14/65	San Diego	Lance Alworth	6	181	30.2	52	1
27. 12/12/65	@ Buffalo	Bo Roberson	6	127	21.2	66 (TD)	2
28. 10/16/66	Oakland	Hewritt Dixon	5	129	25.8	76 (TD)	2
29. 11/6/66	San Diego	Lance Alworth	6	101	16.8	46 (TD)	2
30. 11/20/66	Boston	Art Graham	11	134	12.2	38 (TD)	2
31. 10/8/67	Miami	Jack Clancy	6	102	17.0	28	0
32. 10/15/67	San Diego	Gary Garrison	4	108	27.0	50	0
33. 10/29/67	Denver	Al Denson	4	107	26.8	48 (TD)	1
34. 11/5/67	N.Y. Jets	Bill Mathis	9	135	15.0	30	1
35. 11/23/67	Oakland	Fred Biletnikoff	6	158	26.3	56	1
36. 12/17/67	@ Denver	Eric Crabtree	6	129	21.5	76	1
37. 9/9/68	@ Houston	Alvin Reed	4	107	26.8	46	0
38. 9/15/68	N.Y. Jets	Don Maynard	8	203	25.4	57 (TD)	2
39. 9/22/68	Denver	Eric Crabtree	7	113	16.1	46	0
40. 10/5/68	@ Buffalo	Haven Moses	5	108	21.6	41	1
41. 11/3/68	@ Oakland	Fred Biletnikoff	6	129	21.5	82	0
42. 11/28/68	Houston	Jim Beirne	4	103	25.8	66 (TD)	1
43. 12/14/68	@ Denver	Mike Haffner	4	122	30.5	52	1
44. 12/22/68	@ Oakland	Fred Biletnikoff	7	180	25.7	54 (TD)	3
45. 11/16/69	@ N.Y. Jets	Don Maynard	9	137	15.2	29	1
46. 10/25/70	Dallas	Bob Hayes	2	100	50.0	89 (TD)	1
47. 11/8/70	Houston	Roy Hopkins	6	101	16.8	43	0
48. 12/20/70	@ San Diego	Gary Garrison	5	149	29.8	67	0
49. 10/24/71	Washington	Charley Taylor	7	125	17.9	49	2
50. 10/31/71	@ Oakland	Fred Biletnikoff	7	128	18.3	29	1
51. 11/21/71	Denver	Jerry Simmons	6	153	25.5	47	0
52. 12/25/71	Miami	Paul Warfield	7	140	20.0	35	0
53. 11/5/72	Oakland	Fred Biletnikoff	10	114	11.4	21	0
54. 10/21/73	@ Cincinnati	Isaac Curtis	8	106	13.3	21	0
55. 11/25/73	@ Denver	Haven Moses	5	108	21.6	40 (TD)	2
56. 9/21/75	@ Denver	Rick Upchurch	3	153	51.0	90 (TD)	1
57. 11/2/75	Houston	Ken Burrough	7	177	25.3	77 (TD)	2
58. 12/14/75	@ Cleveland	Reggie Rucker	6	130	21.7	40 (TD)	1
59. 10/10/76	@ Washington	Frank Grant	8	138	17.3	37	1
60. 10/17/76	@ Miami	Nat Moore	5	106	21.2	39	0
61. 10/17/76	@ Miami	Howard Twilley	8	104	13.0	20	1
62. 10/3/77	Oakland	Dave Casper	7	101	14.4	26	0
63. 10/1/78	@ Buffalo	Bob Chandler	7	116	16.6	44	2
64. 11/5/78	Oakland	Dave Casper	7	112	16.0	34	0
65. 11/12/78	@ San Diego	John Jefferson	7	130	18.6	46 (TD)	2
66. 12/3/78	Buffalo	Frank Lewis	7	126	18.0	40 (TD)	1
67. 12/10/78	@ Denver	Riley Odoms	7	165	23.6	34 (TD)	2
68. 9/2/79	Baltimore	Joe Washington	13	130	10.0	31	0
69. 10/14/79	Denver	Haven Moses	4	107	26.8	56	1
70. 10/21/79	N.Y. Giants	Earnest Gray	4	107	26.8	53 (TD)	1
71. 10/28/79	@ Denver	Riley Odoms	7	114	16.3	26	0
72. 11/25/79	@ San Diego	Charlie Joiner	9	123	13.7	24 (TD)	1
73. 12/2/79	Seattle	Steve Largent	9	120	13.3	28	0
74. 9/21/80	@ Cleveland	Charles White	7	100	14.3	31 (TD)	1

Date	Opponent	Player	Rec.	Yds.	Avg.	LG	TD	
75.	9/6/81	@ Pittsburgh	John Stallworth	6	107	17.8	28	0
76.	9/27/81	@ Seattle	David Hughes	12	103	8.6	22	0
77.	10/4/81	@ New England	Stanley Morgan	4	118	29.5	66 (TD)	1
78.	10/18/81	Denver	Rick Upchurch	5	138	27.6	63	0
79.	12/6/81	@ Denver	Steve Watson	2	103	51.5	86	0
80.	12/5/82	@ Pittsburgh	John Stallworth	4	107	26.8	74 (TD)	2
81.	12/12/82	L.A. Raiders	Cliff Branch	5	111	22.2	42	0
82.	12/26/82	San Francisco	Dwight Clark	4	104	26.0	51	0
83.	10/15/83	N.Y. Giants	Earnest Gray	8	111	13.9	31	0
84.	10/30/83	@ Denver	Rick Upchurch	6	143	23.8	36	0
85.	10/30/83	@ Denver	Steve Watson	6	121	20.2	46 (TD)	1
86.	11/13/83	Cincinnati	Cris Collinsworth	7	118	16.9	32	1
87.	12/11/83	@ San Diego	Kellen Winslow	14	162	11.6	37 (TD)	3
88.	9/2/84	@ Pittsburgh	Louis Lipps	6	183	30.5	80 (TD)	2
89.	9/2/84	@ Pittsburgh	John Stallworth	8	167	20.9	51	1
90.	9/16/84	L.A. Raiders	Malcolm Barnwell	8	129	16.1	42	0
91.	10/28/84	Tampa Bay	Kevin House	10	100	10.0	18	1
92.	11/11/84	Houston	Tim Smith	8	107	13.4	25	0
93.	9/12/85	L.A. Raiders	Todd Christensen	11	116	10.5	30	1
94.	10/13/85	@ San Diego	Charlie Joiner	6	118	19.7	39 (TD)	1
95.	11/10/85	Pittsburgh	John Stallworth	7	126	18.0	41	1
96.	12/1/85	@ Seattle	Steve Largent	7	101	14.4	31	1
97.	12/14/85	@ Denver	Vance Johnson	6	116	19.3	48	1
98.	9/13/87	San Diego	Lionel James	6	100	16.7	26	0
99.	10/18/87	Denver*	Bobby Micho	9	105	11.7	26 (TD)	2
100.	12/13/87	L.A. Raiders	James Lofton	5	112	22.4	42	0
101.	10/2/88	@ N.Y. Jets	Mickey Shuler	12	152	12.7	24	0
102.	12/4/88	N.Y. Jets	Al Toon	5	102	20.4	42	1
103.	10/29/89	@ Pittsburgh	Louis Lipps	7	130	18.6	64 (TD)	2
104.	12/3/89	Miami	Mark Clayton	9	128	14.2	47	1
105.	12/24/89	@ Miami	Mark Clayton	6	102	17.0	35	1
106.	9/17/90	@ Denver	Vance Johnson	6	150	25.0	49	0
107.	10/14/90	Detroit	Barry Sanders	5	135	27.0	47 (TD)	1
108.	12/16/90	Houston	Haywood Jeffries	9	245	27.2	87 (TD)	1
109.	10/13/91	Miami	Tony Martin	4	104	26.0	54	0
110.	10/28/91	L.A. Raiders	Mervyn Fernandez	3	107	35.7	59	0
111.	11/10/91	@ L.A. Rams	Henry Ellard	8	160	20.0	27	1
112.	10/4/92	@ Denver	Shannon Sharpe	9	118	13.1	48	0
113.	9/20/93	Denver	Derek Russell	6	104	17.3	36	0
114.	10/17/93	@ San Diego	Anthony Miller	6	105	17.5	43	1
115.	10/31/93	@ Miami	Michael Ingram	4	103	25.8	77 (TD)	1
116.	9/4/94	@ New Orleans	Quinn Early	8	101	12.6	30	0
117.	9/18/94	@ Atlanta	Terrance Mathis	13	123	9.5	21	0
118.	10/30/94	@ Buffalo	Andre Reed	5	106	21.2	57	2
119.	11/27/94	@ Seattle	Brian Blades	7	141	20.1	34	0
120.	9/3/95	@ Seattle	Brian Blades	8	107	13.4	23	1
121.	9/10/95	N.Y. Giants	Chris Calloway	5	100	20.0	37	1
122.	11/23/95	@ Dallas	Michael Irvin	11	121	11.0	33 (TD)	1
123.	12/3/95	@ Oakland	Tim Brown	10	150	15.0	30	1
124.	9/22/96	Denver	Shannon Sharpe	9	131	14.6	29	0
125.	10/7/96	Pittsburgh	Charles Johnson	6	125	20.8	45	0
126.	11/24/96	San Diego	Tony Martin	5	148	29.6	55	2
127.	11/28/96	@ Detroit	Brett Perriman	8	131	16.4	44	0
128.	12/15/96	Indianapolis	Marvin Harrison	6	103	17.2	37 (TD)	3
129.	8/31/97	@ Denver	Rod Smith	5	122	24.4	78	0
130.	9/8/97	@ Oakland	Tim Brown	11	155	14.1	26	0
131.	9/14/97	Buffalo	Andre Reed	4	113	28.3	77 (TD)	1
132.	9/21/97	@ Carolina	Rae Carruth	8	110	13.8	36	0
133.	11/9/97	@ Jacksonville	Jimmy Smith	4	112	28.0	75	0
134.	11/16/97	Denver	Rod Smith	7	114	16.3	43	0
135.	11/1/98	N.Y. Jets	Wayne Chrebet	6	101	16.8	56	0
136.	11/29/98	Arizona	Frank Sanders	6	100	16.7	40	0
137.	12/6/98	@ Denver	Rod Smith	8	165	20.6	58	0
138.	12/6/98	@ Denver	Ed McCaffrey	6	103	17.2	48	1
139.	12/26/98	@ Oakland	Tim Brown	10	140	14.0	27	1
140.	10/10/99	New England	Tony Simmons	7	107	15.3	39	0
141.	11/14/99	@ Tampa Bay	Jacquez Green	7	164	23.4	54	1
142.	11/21/99	Seattle	Sean Dawkins	5	114	22.8	45 (TD)	1
143.	12/5/99	@ Denver	Rod Smith	8	106	13.3	34	0
144.	1/2/00	Oakland	Tim Brown	6	122	20.3	42	0
145.	9/3/00	Indianapolis	Marvin Harrison	9	115	12.8	31	0
146.	9/10/00	@ Tennessee	Kevin Dyson	6	104	17.3	30 (TD)	1
147.	9/24/00	@ Denver	Rod Smith	8	134	16.8	25	0
148.	10/22/00	St. Louis	Isaac Bruce	8	129	16.1	42	2
149.	12/4/00	@ New England	Troy Brown	12	119	9.9	23	1
150.	12/10/00	Carolina	Mushin Muhammad	8	102	12.8	23	0
151.	12/17/00	@ Denver	Rod Smith	6	101	16.8	34	0

Date	Opponent	Player	Rec.	Yds.	Avg.	LG	TD
152. 9/9/01	Oakland	Tim Brown	8	133	16.6	33 (TD)	1
153. 10/7/01	@ Denver	Rod Smith	8	110	13.8	32	1
154. 10/21/01	@ Arizona	David Boston	7	131	18.7	49	1
155. 12/16/01	Denver	Rod Smith	8	100	12.5	21	1
156. 12/30/01	@ Jacksonville	Keenan McCardell	7	132	18.9	44	1
157. 9/8/02	@ Cleveland	Quincy Morgan	9	151	16.8	44 (TD)	2
158. 9/22/02	@ New England	Troy Brown	16	176	11.0	38	1
159. 9/22/02	@ New England	David Patten	7	108	15.4	38 (TD)	1
160. 9/29/02	Miami	Chris Chambers	6	102	17.0	38	0
161. 10/6/02	@ N.Y. Jets	Laveranues Coles	8	116	14.5	21	0
162. 10/13/02	@ San Diego	Curtis Conway	8	129	16.1	25	0
163. 10/20/02	Denver	Shannon Sharpe	12	214	17.8	82 (TD)	2
164. 10/27/02	Oakland	Tim Brown	13	144	11.1	25	0
165. 11/24/02	@ Seattle	Koren Robinson	8	168	21.0	44	1

* Denotes replacement game

CAREER 100-YARD RECEIVING GAMES

Player	Team	100-Yard Games	Player	Team	100-Yard Games
1. Rod Smith	Denver	8	6. Lance Alworth	San Diego	3
2. Tim Brown	Oakland/L.A. Raiders	6	Elbert Dubenion	Buffalo	3
3. Fred Biletnikoff	Oakland	5	Charles Hennigan	Houston	3
4. Don Maynard	N.Y. Jets/Tilans	4	Haven Moses	Buffalo/Denver	3
John Stallworth	Pittsburgh	4	Shannon Sharpe	Denver	3
			Rick Upchurch	Denver	3

100-YARD RUSHERS (124)

Date	Opponent	Player	Att.	Yds.	Avg.	LG	TD
1. 9/10/61	San Diego	Paul Lowe	13	108	8.3	87 (TD)	1
2. 11/4/62	Houston	Charles Tolar	24	110	4.6	23	0
3. 10/20/63	San Diego	Keith Lincoln	10	127	12.7	76 (TD)	1
4. 11/3/63	Oakland	Clem Daniels	31	122	3.9	25	0
5. 12/20/64	N.Y. Jets	Matt Snell	16	103	6.4	23	1
6. 11/28/65	Houston	Ode Burrell	14	121	8.6	48 (TD)	2
7. 11/20/66	Boston	Jim Nance	22	107	4.9	13	0
8. 10/15/67	@ San Diego	Dick Post	15	124	8.3	67 (TD)	1
9. 11/19/67	San Diego	Dick Post	18	108	6.0	22	1
10. 11/10/68	@ Cincinnati	Paul Robinson	24	115	4.8	36	0
11. 10/25/70	Dallas	Duane Thomas	20	134	6.7	47 (TD)	2
12. 9/17/72	Miami	Larry Csonka	21	118	5.6	17	1
13. 11/12/72	@ Pittsburgh	Franco Harris	17	134	7.9	45	1
14. 9/16/73	L.A. Rams	Jim Bertelsen	28	143	5.1	49	0
15. 9/16/73	L.A. Rams	Lawrence McCutcheon	21	120	5.7	19	0
16. 10/14/73	@ Green Bay	John Brockington	15	106	7.1	33	0
17. 10/21/73	@ Cincinnati	Boobie Clark	26	104	4.0	11	1
18. 11/29/73	@ Buffalo	O.J. Simpson	39	157	4.0	22	2
19. 12/2/73	Cleveland	Greg Pruitt	15	110	7.3	65 (TD)	1
20. 12/8/73	@ Oakland	Marv Hubbard	25	115	4.6	31 (TD)	1
21. 9/15/74	N.Y. Jets	John Riggins	22	116	5.3	29	0
22. 10/27/74	@ San Diego	Don Woods	22	154	7.0	53	1
23. 9/28/75	N.Y. Jets	John Riggins	27	145	5.4	20	2
24. 9/28/75	N.Y. Jets	Carl Garrett	16	135	8.4	40	1
25. 11/16/75	@ Pittsburgh	Franco Harris	17	119	7.0	29	0
26. 11/30/75	@ Baltimore	Lydell Mitchell	26	178	6.8	70 (TD)	1
27. 12/7/75	San Diego	Rickey Young	25	124	4.9	14	2
28. 12/14/75	@ Cleveland	Greg Pruitt	26	214	8.2	50	3
29. 9/26/76	New Orleans	Tony Galbreath	14	146	10.5	74 (TD)	2
30. 9/26/76	New Orleans	Chuck Muncie	25	126	5.0	33 (TD)	0
31. 10/3/76	@ Buffalo	O.J. Simpson	24	130	5.4	49	2
32. 10/3/76	@ Buffalo	Jeff Kinney	17	114	6.7	18	1
33. 10/24/76	Denver	Otis Armstrong	16	101	6.3	22	1
34. 11/7/76	Pittsburgh	Franco Harris	23	117	5.1	25 (TD)	2
35. 11/7/76	Pittsburgh	Rocky Bleier	15	102	6.8	23	0
36. 11/21/76	Cincinnati	Archie Griffin	13	139	10.1	77 (TD)	1
37. 9/18/77	@ New England	Sam Cunningham	23	105	4.6	11	0
38. 10/3/77	Oakland	Mark van Eeghen	24	116	4.8	26	0
39. 10/3/77	Oakland	Clarence Davis	15	102	6.8	37 (TD)	2
40. 10/30/77	@ Cleveland	Greg Pruitt	18	153	8.5	78 (TD)	1
41. 11/13/77	@ Chicago	Walter Payton	33	192	5.8	32	3
42. 11/20/77	Denver	Otis Armstrong	21	120	5.7	17	0
43. 11/27/77	@ Houston	Rob Carpenter	14	149	10.6	77	0
44. 11/27/77	@ Houston	Ronnie Coleman	15	101	6.6	22	0
45. 9/10/78	Houston	Earl Campbell	22	111	5.0	22	2
46. 11/5/78	Oakland	Arthur Whittington	26	134	5.1	25 (TD)	1

SUPERLATIVES

Date	Opponent	Player	Att.	Yds.	Avg.	LG	TD	
47.	11/12/78	@ San Diego	Lydell Mitchell	29	144	5.0	25	0
48.	12/17/78	@ Seattle	Al Hunter	27	133	4.9	55 (TD)	2
49.	9/16/79	@ Houston	Earl Campbell	32	131	4.1	22	1
50.	12/16/79	@ Tampa Bay	Ricky Bell	39	137	3.5	14	0
51.	10/12/80	Houston	Earl Campbell	38	178	4.7	22	1
52.	10/26/80	Detroit	Billy Sims	28	155	5.5	45 (TD)	2
53.	11/16/80	@ San Diego	Mike Thomas	27	109	4.0	13	2
54.	11/23/80	@ St. Louis	Ottis Anderson	16	107	6.7	44	1
55.	11/30/80	Cincinnati	Pete Johnson	17	112	6.6	57 (TD)	1
56.	11/21/82	@ New Orleans	George Rogers	33	123	3.7	18	1
57.	11/28/82	@ L.A. Rams	Wendell Tyler	25	138	5.5	24	2
58.	9/12/83	San Diego	Chuck Muncie	27	110	4.1	16	1
59.	10/2/83	St. Louis	Ottis Anderson	21	106	5.0	39 (TD)	1
60.	11/20/83	@ Dallas	Tony Dorsett	18	108	6.0	32 (TD)	2
61.	11/27/83	@ Seattle	Curt Warner	32	207	6.5	28 (TD)	3
62.	12/4/83	Buffalo	Joe Cribbs	36	185	5.1	24	0
63.	9/23/84	@ Denver	Sammy Winder	31	139	4.4	13	1
64.	10/7/84	N.Y. Jets	Freeman McNeil	19	107	5.6	16	0
65.	11/11/84	Houston	Larry Moriarty	29	117	4.0	9	0
66.	10/6/85	@ L.A. Raiders	Marcus Allen	29	126	4.3	20	0
67.	11/17/85	@ San Francisco	Wendell Tyler	16	111	6.9	21	0
68.	12/8/85	Atlanta	Gerald Riggs	26	197	7.6	50	1
69.	10/26/86	Tampa Bay	James Wilder	25	110	4.4	24	1
70.	11/2/86	@ San Diego	Gary Anderson	25	100	4.0	13	0
71.	11/30/86	Buffalo	Robb Riddick	27	118	4.4	13	0
72.	9/20/87	@ Seattle	John L. Williams	15	112	7.5	48	1
73.	11/8/87	Pittsburgh	Earnest Jackson	23	125	5.4	28	0
74.	11/15/87	N.Y. Jets	Freeman McNeil	26	184	7.1	30	0
75.	9/25/88	San Diego	Gary Anderson	23	131	5.7	30 (TD)	1
76.	10/2/88	@ N.Y. Jets	Freeman McNeil	22	154	7.0	28	0
77.	12/11/88	@ N.Y. Giants	Joe Morris	31	140	4.5	16	0
78.	12/18/88	@ San Diego	Gary Anderson	34	217	6.4	36	1
79.	12/17/89	San Diego	Marion Buits	39	176	4.5	17	0
80.	9/17/90	@ Denver	Bobby Humphrey	19	132	6.9	37 (TD)	2
81.	9/29/91	@ San Diego	Rod Bernsline	26	112	4.3	15	1
82.	11/17/91	Denver	Gaston Green	24	133	5.5	60 (TD)	1
83.	10/25/92	Pittsburgh	Barry Foster	24	105	4.4	12	1
84.	11/22/92	@ Seattle	Chris Warren	20	154	7.7	35	1
85.	12/26/93	@ Minnesota	Scottie Graham	33	166	5.0	31	1
86.	1/2/94	Seattle	John L. Williams	16	102	6.4	38	1
87.	9/25/94	L.A. Rams	Jerome Bettis	35	132	3.8	14	0
88.	10/9/94	@ San Diego	Natrone Means	19	125	6.6	25	1
89.	10/23/94	Seattle	Chris Warren	19	117	6.2	41	0
90.	12/12/94	@ Miami	Bernie Parmalee	19	127	6.7	47 (TD)	1
91.	9/22/96	Denver	Terrell Davis	19	141	7.4	65 (TD)	2
92.	10/7/96	Pittsburgh	Jerome Bettis	27	103	3.8	15	1
93.	12/9/96	@ Oakland	Napoleon Kaufman	8	109	13.6	45	0
94.	8/31/97	@ Denver	Terrell Davis	26	101	3.9	16	1
95.	11/3/97	Pittsburgh	Jerome Bettis	17	103	6.1	30	0
96.	11/16/97	Denver	Terrell Davis	34	127	3.7	18	0
97.	9/13/98	@ Jacksonville	James Stewart	26	103	4.0	17	1
98.	9/20/98	San Diego	Natrone Means	22	165	7.5	72 (TD)	1
99.	10/11/98	@ New England	Robert Edwards	23	104	4.5	33	1
100.	10/26/98	Pittsburgh	Jerome Bettis	33	119	3.6	13	0
101.	11/8/98	@ Seattle	Ricky Watters	24	105	4.4	13	2
102.	11/16/98	Denver	Terrell Davis	18	111	6.2	41 (TD)	1
103.	12/20/98	@ N.Y. Giants	Gary Brown	25	103	4.1	13	1
104.	11/7/99	@ Indianapolis	Edgerrin James	20	109	5.5	27	0
105.	11/21/99	Seattle	Ricky Watters	24	107	4.5	45	2
106.	12/12/99	Minnesota	Robert Smith	21	118	5.6	22	0
107.	9/3/00	Indianapolis	Edgerrin James	28	124	4.4	30	1
108.	11/5/00	@ Oakland	Tyrone Wheatley	20	112	5.6	38	1
109.	11/12/00	@ San Francisco	Charlie Garner	25	102	4.1	19	1
110.	12/24/00	@ Atlanta	Jamal Anderson	28	107	3.8	23	0
111.	10/7/01	@ Denver	Mike Anderson	22	155	7.0	62 (TD)	0
112.	10/14/01	Pittsburgh	Jerome Bettis	19	112	5.9	30	0
113.	10/25/01	Indianapolis	Edgerrin James	27	102	3.8	20	0
114.	11/11/01	@ N.Y. Jets	Curtis Martin	20	113	5.7	25 (TD)	3
115.	12/23/01	San Diego	LaDainian Tomlinson	27	145	5.4	34	0
116.	12/30/01	@ Jacksonville	Stacey Mack	16	125	7.8	54	1
117.	1/6/02	@ Seattle	Shaun Alexander	20	127	6.4	44 (TD)	1
118.	9/15/02	Jacksonville	Fred Taylor	20	114	5.7	63 (TD)	1
119.	10/6/02	@ N.Y. Jets	Curtis Martin	21	119	5.7	35	1
120.	11/17/02	Buffalo	Travis Henry	24	126	5.3	22	0
121.	11/24/02	@ Seattle	Shaun Alexander	23	145	6.3	46 (TD)	2
122.	12/15/02	@ Denver	Clinton Portis	21	130	6.2	51 (TD)	3
123.	12/22/02	San Diego	LaDainian Tomlinson	24	131	5.5	34	0
124.	12/28/02	@ Oakland	Charlie Garner	29	135	4.7	14	1

CAREER 100-YARD RUSHING GAMES

Player	Team	100-Yard Games	Player	Team	100-Yard Games
1. Jerome Bettis	Pittsburgh	5	Freeman McNeil	N.Y. Jets	3
2. Terrell Davis	Denver	4	Greg Pruitt	Cleveland	3
3. Gary Anderson	San Diego	3	Edgerrin James	Indianapolis	3
Earl Campbell	Houston	3	9. 13 Players Tied		2
Franco Harris	Pittsburgh	3			

300-YARD PASSERS (55)

Date	Opponent	Player	Att.	Comp.	Yds.	LG	TD	INT
1. 11/24/60	@ N.Y. Titans	Al Dorow	33	21	301	45 (TD)	2	1
2. 11/19/61	@ San Diego	Jack Kemp	27	15	357	61 (TD)	2	1
3. 10/13/63	Buffalo	Jack Kemp	24	12	300	89 (TD)	2	2
4. 11/17/63	@ Boston	Babe Parilli	47	25	354	39	1	1
5. 12/6/64	Boston	Babe Parilli	41	20	300	58 (TD)	3	1
6. 10/24/65	@ Houston	George Blanda	33	19	304	64 (TD)	4	0
7. 10/16/66	Oakland	Tom Flores	24	14	301	76 (TD)	3	0
8. 10/15/67	San Diego	John Hadl	32	17	307	60 (TD)	2	1
9. 9/9/68	@ Houston	Pete Beathard	48	23	413	59 (TD)	2	3
10. 9/15/68	N.Y. Jets	Joe Namath	29	17	302	57 (TD)	2	2
11. 11/16/69	@ N.Y. Jets	Joe Namath	40	24	327	40 (TD)	2	3
12. 9/21/75	@ Denver	Charley Johnson	20	12	329	90 (TD)	3	2
13. 10/17/76	@ Miami	Bob Griese	35	25	306	39	1	2
14. 11/25/79	@ San Diego	Dan Fouts	43	27	350	42 (TD)	3	1
15. 9/7/80	Oakland	Dan Pastorini	37	19	317	55	2	0
16. 9/6/81	@ Pittsburgh	Terry Bradshaw	36	21	319	41 (TD)	2	2
17. 9/27/81	@ Seattle	Jim Zorn	47	31	308	23	1	0
18. 10/18/81	Denver	Craig Morton	38	25	342	63	2	1
19. 12/12/82	L.A. Raiders	Jim Plunkett	33	18	303	43	3	1
20. 10/30/83	@ Denver	Steve DeBerg	41	21	350	46 (TD)	1	0
21. 9/9/84	@ Cincinnati	Ken Anderson	37	24	310	35	0	0
22. 9/16/84	L.A. Raiders	Jim Plunkett	47	28	313	42	1	4
23. 11/25/84	@ N.Y. Giants	Phil Simms	41	24	343	31	2	3
24. 12/16/84	@ San Diego	Ed Luther	44	24	333	43	1	0
25. 9/12/85	L.A. Raiders	Jim Plunkett	48	34	303	30	2	2
26. 10/13/85	@ San Diego	Mark Hermann	36	26	320	39 (TD)	2	0
27. 12/14/85	@ Denver	John Elway	37	22	301	48	1	5
28. 12/21/86	@ Pittsburgh	Mark Malone	43	22	351	38	0	1
29. 12/6/87	@ Cincinnati	Boomer Esiason	44	28	368	26	2	0
30. 12/13/87	L.A. Raiders	Marc Wilson	38	22	339	42	0	3
31. 12/24/89	@ Miami	Dan Marino	47	28	339	35	3	1
32. 11/11/90	Seattle	Dave Krieg	23	16	306	54 (TD)	2	0
33. 12/9/90	Denver	John Elway	36	24	328	27	2	1
34. 12/16/90	Houston	Warren Moon	45	27	527	87 (TD)	3	0
35. 11/10/91	@ L.A. Rams	Jim Everett	37	26	329	27	3	1
36. 10/4/92	@ Denver	John Elway	38	23	311	48	2	0
37. 9/20/93	Denver	John Elway	45	28	300	36	1	1
38. 10/31/93	@ Miami	Scott Mitchell	33	22	344	77 (TD)	3	0
39. 9/4/94	@ New Orleans	Jim Everett	37	26	326	30	2	2
40. 10/1/95	Arizona	Dave Krieg	41	25	308	35	0	1
41. 10/9/95	San Diego	Stan Humphries	34	24	315	45	1	0
42. 10/7/96	Pittsburgh	Mike Tomczak	32	20	338	45	0	1
43. 9/21/97	@ Carolina	Kerry Collins	47	24	328	36	1	4
44. 12/6/98	@ Denver	John Elway	32	22	400	58	2	1
45. 10/10/99	New England	Drew Bledsoe	45	23	334	49 (TD)	2	2
46. 1/2/00	Oakland	Rich Gannon	47	25	324	42	3	2
47. 9/9/01	Oakland	Rich Gannon	46	31	341	33 (TD)	2	1
48. 9/8/02	@ Cleveland	Kelly Holcomb	39	27	326	44 (TD)	3	0
49. 9/15/02	Jacksonville	Mark Brunell	36	25	320	79 (TD)	2	0
50. 9/22/02	@ New England	Tom Brady	54	39	410	38 (TD)	4	1
51. 9/29/02	Miami	Jay Fiedler	45	29	310	38	1	4
52. 10/13/02	@ San Diego	Drew Brees	41	28	319	29	2	2
53. 10/20/02	Denver	Brian Griese	50	30	376	82 (TD)	2	0
54. 10/27/02	Oakland	Rich Gannon	55	35	334	25	1	1
55. 11/24/02	@ Seattle	Matt Hasselbeck	36	25	362	44	3	0

CAREER 300-YARD PASSING GAMES

Player	Team	300-Yard Games	Player	Team	300-Yard Games
1. John Elway	Denver	5	4. Jack Kemp	San Diego/Buffalo	2
2. Jim Plunkett	Oakland/ L.A. Raiders	3	Dave Krieg	Seattle/Arizona	2
Rich Gannon	Oakland	3	Joe Namath	N.Y. Jets	2
			Babe Parilli	Boston	2

ALL-TIME MISCELLANEOUS SCORES

ALL-TIME DEFENSIVE SCORES

Date	Opponent	Defensive Score	Result
10/9/60	Oakland	David Webster, 80-yard INT return	L, 19-20
11/6/60	@ Buffalo	David Webster, 14-yard fumble return Don Flynn, 25-yard INT return	W, 45-28
11/30/60	Denver	David Webster, 39-yard INT return	W, 34-7
12/11/60	Boston	Duane Wood, 66-yard INT return	W, 34-0
12/10/61	Denver	Sherrill Headrick, 31-yard INT return	W, 49-21
9/7/63	@ Denver	Sherrill Headrick, 38-yard INT return	W, 59-7
9/22/63	@ Buffalo	Safety, Willie West tackled in end zone	T, 27-27
12/22/63	N.Y. Jets	Jerry Mays, 58-yard fumble return	W, 48-0
10/4/64	Houston	Bobby Hunt, 29-yard INT return	W, 28-7
10/18/64	Buffalo	Bobby Bell, 20-yard fumble return	L, 22-35
11/15/64	San Diego	Abner Haynes, fumble recovery in end zone	L, 14-28
10/3/65	Boston	Bobby Bell, 38-yard INT return Willie Mitchell, 37-yard INT return	W, 27-17
9/25/66	@ Boston	Johnny Robinson, 28-yard INT return	W, 43-24
10/16/66	Oakland	Bobby Bell, 7-yard fumble return	L, 13-34
10/30/66	Houston	Willie Mitchell, 60-yard INT return	W, 48-23
9/9/67	@ Houston	Bobby Bell, 32-yard INT return	W, 25-20
11/5/67	N.Y. Jets	Willie Mitchell, 27-yard INT return	W, 42-18
11/12/67	@ Boston	Emmitt Thomas, 57-yard INT return	W, 23-10
11/23/67	Oakland	Safety, Holding in end zone	L, 22-44
12/10/67	@ N.Y. Jets	Fred Williamson, 77-yard INT return	W, 21-7
9/28/68	@ Miami	Jim Lynch, 22-yard INT return	W, 48-3
12/8/68	@ San Diego	Willie Lanier, 75-yard INT return Safety, Buck Buchanan tackled Jon Brittenum	W, 40-3
10/5/69	@ Denver	Jim Kearney, 60-yard INT return	W, 26-13
11/27/69	Denver	Emmitt Thomas, 45-yard INT return	W, 31-17
9/28/70	@ Baltimore	Johnny Robinson, 46-yard fumble return	W, 44-24
11/8/70	Houston	Bobby Bell, 45-yard INT return	W, 24-9
10/3/71	@ Denver	Aaron Brown, 68-yard INT return	W, 16-3
10/18/71	Pittsburgh	Emmitt Thomas, 32-yard INT return	W, 38-16
12/19/71	Buffalo	Bobby Bell, 26-yard INT return	W, 22-9
10/1/72	@ Denver	Jim Kearney, 43-yard INT return Jim Kearney, 32-yard INT return	W, 45-24
11/12/72	@ Pittsburgh	Jim Kearney, 65-yard INT return	L, 7-16
12/3/72	Denver	Jim Kearney, 29-yard INT return Bobby Bell, 61-yard INT return	W, 24-21
9/30/73	Oakland	Willie Lanier, 17-yard INT return	W, 16-3
11/18/73	Houston	John Lohmeyer, 19-yard fumble return	W, 38-14
9/15/74	N.Y. Jets	Emmitt Thomas, 38-yard INT return Marvin Upshaw, 52-yard INT return	W, 24-16
9/22/74	@ Oakland	Wilbur Young, 52-yard INT return	L, 7-27
10/6/74	Denver	Bobby Bell, 28-yard INT return	L, 14-17
11/18/74	@ Denver	Safety, Willie Lanier tackled Otis Armstrong	W, 42-34
12/4/74	Minnesota	Emmitt Thomas, 73-yard INT return	L, 15-35
11/10/75	@ Dallas	John Matuszak, fumble recovery in end zone	W, 35-31
10/31/76	@ Tampa Bay	Safety, John Lohmeyer tackled Steve Spurrier	W, 28-19
10/23/77	@ San Diego	Tim Gray, 15-yard fumble return	W, 21-16
11/27/77	@ Houston	Willie Lee, 10-yard fumble return	L, 20-34
12/11/77	Seattle	Gary Barbaro, 102-yard INT return	L, 31-34
12/18/77	@ Oakland	Tim Gray, 14-yard fumble return Tim Collier, 100-yard INT return	L, 20-21
9/23/79	Oakland	Gary Barbaro, 70-yard INT return	W, 35-7
10/5/80	@ Oakland	Gary Spani, 16-yard fumble return Whitney Paul, 32-yard fumble return	W, 31-17
10/12/80	Houston	Gary Spani, 47-yard INT return	W, 21-20
11/9/80	@ Seattle	Frank Manumaleuga, 22-yard INT return	W, 31-20
12/7/80	Denver	Thomas Howard, 3-yard fumble return	W, 31-14
9/6/81	@ Pittsburgh	Thomas Howard, 65-yard fumble return	W, 37-33
10/18/81	Denver	Whitney Paul, 47-yard fumble return	W, 28-14
10/25/81	@ Oakland	Gary Spani, 91-yard fumble return	W, 28-17
11/22/81	Seattle	Lloyd Burruss, 46-yard INT return	W, 40-13
12/19/82	@ Denver	Gary Barbaro, 43-yard INT return Eric Harris, 56-yard INT return	W, 37-16
1/2/83	N.Y. Jets	Gary Green, 42-yard INT return	W, 37-13
10/2/83	St. Louis	Charles Jackson, 37-yard fumble recovery	W, 38-14
10/16/83	N.Y. Giants	Durwood Roquemore, 42-yard INT return	W, 38-17
12/18/83	Denver	Lucious Smith, 58-yard INT return	W, 48-17

Date	Opponent	Defensive Score	Result
9/16/84	L.A. Raiders	Kevin Ross, 71-yard INT return	L, 20-22
12/9/84	Seattle	Scott Radecic, 19-yard INT return	W, 34-7
9/12/85	L.A. Raiders	Albert Lewis, fumble recovery in end zone	W, 36-20
11/10/85	Pittsburgh	Deron Cherry, 47-yard INT return	L, 28-36
9/21/86	Houston	Greg Hill, 26-yard INT return	W, 27-13
10/19/86	San Diego	Lloyd Burruss, 44-yard INT return	W, 42-41
		Lloyd Burruss, 56-yard INT return	
12/7/86	Denver	Lloyd Burruss, 72-yard INT return	W, 37-10
10/29/87	@ Pittsburgh	Bill Maas, 4-yard fumble return	L, 17-23
11/8/87	Pittsburgh	Bill Maas, 6-yard fumble return	L, 16-17
11/6/88	@ Denver	Safety, Dino Hackett tackled Tony Dorsett	L, 11-17
11/19/89	@ Cleveland	Neil Smith, 3-yard fumble return	T, 10-10
9/23/90	@ Green Bay	Stan Petry, 33-yard INT return	W, 17-3
10/14/90	Detroit	Safety, Bill Maas tackled Bob Gagliano	W, 43-24
11/11/90	Seattle	Dan Saleaumua fumble recovery in end zone	L, 17-16
10/31/91	Miami	Chris Martin, 100-yard fumble return	W, 42-7
11/10/91	@ L.A. Rams	Derrick Thomas, 23-yard fumble return	W, 27-20
11/24/91	@ Cleveland	Safety, Dan Saleaumua tackled Bernie Kozar	L, 15-20
9/6/92	@ San Diego	Kevin Ross, 99-yard INT return	W, 24-10
9/13/92	Seattle	Lonnie Marts, 36-yard INT return	W, 26-7
9/28/92	L.A. Raiders	Charles Mincy, 25-yard INT return	W, 27-7
11/22/92	@ Seattle	Neil Smith, 22-yard INT return	W, 24-14
12/13/92	New England	Charles Mincy, 30-yard fumble return	W, 27-20
12/27/92	Denver	Charles Mincy, 32-yard INT return	W, 42-20
		Dale Carter, 36-yard INT return	
		Derrick Thomas, fumble recovery in end zone	
11/8/93	Green Bay	Dan Saleaumua, 16-yard fumble return	W, 23-16
12/5/93	@ Seattle	Derrick Thomas, 86-yard fumble return	W, 31-16
9/11/94	San Francisco	Safety, Derrick Thomas tackled Steve Young	W, 24-17
12/24/94	@ L.A. Raiders	Mark Collins, 78-yard INT return	W, 19-9
		Safety, team (penalty in end zone)	
9/17/95	Oakland	James Hasty, 64-yard INT return	W, 23-17 OT
11/19/95	Houston	Mark Collins, 34-yard fumble return	W, 20-13
12/3/95	@ Oakland	Brian Washington, 74-yard INT return	W, 29-23
12/17/95	Denver	Vaughn Booker, 14-yard fumble return	W, 20-17
9/8/96	Oakland	James Hasty, 80-yard fumble return	W, 19-3
		Safety, Dan Saleaumua tackled Barrett Robbins	
9/8/97	@ Oakland	Darren Anderson, 55-yard INT return	W, 28-27
9/21/97	@ Carolina	Mark McMillian, 62-yard INT return	W, 35-14
11/9/97	@ Jacksonville	Danan Hughes, 7-yard fumble return	L, 10-24
11/30/97	San Francisco	Mark McMillian, 12-yard INT return	W, 44-9
		Safety, Joe Phillips tackled Terry Kirby	
12/14/97	@ San Diego	Mark McMillian, 87-yard INT return	W, 29-7
		Safety, Derrick Thomas sacked Todd Philcox	
9/6/98	Oakland	Safety, Derrick Thomas sacked Jeff George	W, 28-8
12/26/98	@ Oakland	Derrick Thomas, 44-yard fumble return	W, 31-24
9/12/99	@ Chicago	Donnie Edwards, 79-yard fumble return	L, 17-20
10/21/99	@ Baltimore	Reggie Tongue, 46-yard INT return	W, 35-8
		James Hasty, 56-yard INT return	
10/31/99	San Diego	Reggie Tongue, 7-yard fumble return	W, 34-0
11/28/99	@ Oakland	Cris Dishman, 47-yard INT return	W, 37-34
		Cris Dishman, 40-yard fumble return	
12/12/99	Minnesota	Eric Hicks, 44-yard fumble return	W, 31-28
12/18/99	Pittsburgh	Donnie Edwards, 28-yard INT return	W, 35-19
1/2/00	Oakland	James Hasty, 34-yard INT return	L, 38-41 OT
9/10/00	@ Tennessee	Donnie Edwards, 42-yard INT return	L, 14-17 OT
11/26/00	@ San Diego	Marvusc Patton, 24-yard INT return	L, 16-17
9/9/01	Oakland	Eric Warfield, 51-yard INT return	L, 24-27
12/8/02	St. Louis	Duane Clemons, 42-yard fumble return	W, 49-10

Notes: The Chiefs are 82-23-2 (.776) in games when producing a defensive score (TD or safety).
The Chiefs are 77-20-1 (.791) in games with a defensive TD and 10-3-1 (.714) in games with a safety on defense.

ALL-TIME SPECIAL TEAMS SCORES

Date	Opponent	Special Teams Score	Result
12/11/60	Boston	Johnny Robinson, 62-yard punt return	W, 34-0
10/15/61	@ Buffalo	Abner Haynes, 88-yard kickoff return	L, 24-27
9/7/63	@ Denver	Dave Grayson, 99-yard kickoff return	W, 59-7
12/8/63	Denver	Duane Wood, 18-yard blocked punt return	W, 52-21
12/19/65	Denver	Willie Mitchell, 71-yard punt return	W, 45-35

SUPERLATIVES

Date	Opponent	Special Teams Score	Result
11/20/66	Boston	Frank Plitts, 21-yard blocked punt return	T, 27-27
12/17/67	@ Denver	Noland Smith, 106-yard kickoff return	W, 38-24
9/15/68	N.Y. Jets	Noland Smith, 80-yard punt return	L, 19-20
11/17/68	Boston	Goldie Sellers, 76-yard punt return	W, 31-17
9/28/69	@ Cincinnati	Goldie Sellers, 20-yard return on fumbled kickoff	L, 19-24
10/12/69	Houston	George Daney, 5-yard return on fumbled punt attempt	W, 24-0
11/27/69	Denver	Bobby Bell, 53-yard kickoff return	W, 31-17
12/17/78	@ Seattle	Safety, Ed Beckman forces Herman Weaver out of EZ	L, 19-23
9/16/79	@ Houston	J.T. Smith, 55-yard punt return	L, 6-20
9/23/79	Oakland	J.T. Smith, 88-yard punt return	W, 35-7
11/23/80	@ St. Louis	J.T. Smith, 75-yard punt return	W, 21-13
12/21/80	@ Baltimore	J.T. Smith, 53-yard punt return	W, 38-28
9/19/82	San Diego	Dave Klug, blocked punt recovery in end zone	W, 19-12
9/7/86	Cincinnati	Deron Cherry, blocked punt recovery in end zone	W, 24-14
10/19/86	San Diego	Kevin Ross, 21-yard return on fumbled kickoff	W, 42-41
12/21/86	@ Pittsburgh	Deron Cherry, blocked punt recovery in end zone Boyce Green, 97-yard kickoff return Lloyd Burruss, 78-yard blocked field goal return	W, 24-19
9/13/87	San Diego	Paul Palmer, 95-yard kickoff return	W, 20-13
*10/4/87	@ L.A. Raiders	Bob Harris, 23-yard blocked punt return	L, 17-35
*10/18/87	Denver	Jitter Fields, 85-yard punt return	L, 17-26
12/6/87	@ Cincinnati	Kevin Ross, 65-yard blocked field goal return	L, 27-30 OT
12/27/87	Seattle	Paul Palmer, 92-yard kickoff return	W, 41-20
11/13/88	Cincinnati	Safety, Albert Lewis, blocked punt out of end zone	W, 31-28
10/22/89	Dallas	Safety, Rob McGovern blocked punt out of end zone	W, 36-28
11/26/89	Houston	Jayice Pearson, 1-yard blocked punt return	W, 34-0
9/30/90	Cleveland	Chris Martin, 19-yard blocked punt return Kevin Ross, 13-yard blocked punt return	W, 34-0
9/6/92	@ San Diego	Dale Carter, 46-yard punt return	W, 24-10
11/22/92	@ Seattle	Dale Carter, 86-yard punt return	W, 24-14
12/19/92	@ N.Y. Giants	Tracy Rogers, blocked punt recovery in end zone	L, 21-35
1/2/94	Seattle	Albert Lewis, blocked punt recovery in end zone	W, 34-24
12/12/94	@ Miami	Jon Vaughn, 91-yard kickoff return	L, 28-45
9/3/95	@ Seattle	Tamarick Vanover, 99-yard kickoff return	W, 34-10
10/9/95	San Diego	Tamarick Vanover, 86-yard punt return	W, 29-26 OT
12/24/95	Seattle	Tamarick Vanover, 89-yard kickoff return	W, 26-3
10/27/96	@ Denver	Tamarick Vanover 97-yard kickoff return	L, 7-34
9/14/97	Buffalo	Tamarick Vanover, 94-yard kickoff return	W, 22-16
11/23/97	@ Seattle	Safety, Team blocked punt out of end zone	W, 19-14
12/21/97	New Orleans	Tamarick Vanover, 82-yard punt return	W, 25-13
12/5/99	@ Denver	Tamarick Vanover, 80-yard punt return	W, 16-10
1/2/00	Oakland	Tamarick Vanover, 84-yard punt return	L, 38-41 OT
10/22/00	St. Louis	Mike Cloud, 6-yard blocked punt return	W, 54-34
10/14/01	Pittsburgh	Safety, Mikhael Ricks blocked punt out of end zone	L, 17-20
12/1/02	Arizona	Dante Hall, 90-yard punt return	W, 49-0
12/8/02	St. Louis	Dante Hall, 88-yard kickoff return Dante Hall, 86-yard punt return	W, 49-10 W, 49-10

*Replacement Game

Notes: The Chiefs are 34-13-1 (.719) in games when producing a special teams score (TD or safety), 31-11-1 (.733) with a special teams touchdown and 3-2-0 (.600) with a special teams safety.

ALL-TIME SHUTOUTS

Date	Opponent	Score
9/25/60	L.A. Chargers	17-0
12/4/60	Houston	24-0
12/11/60	Boston	34-0
12/22/63	N.Y. Jets	48-0
9/24/67	@ Miami	24-0
10/8/67	Miami	41-0
9/21/69	@ Boston	31-0
10/12/69	Houston	24-0
12/6/70	Denver	16-0
11/4/73	@ San Diego	19-0
11/26/78	San Diego	23-0
9/2/79	Baltimore	14-0
10/11/81	Oakland	27-0
11/26/89	Houston	34-0
9/30/90	Cleveland	34-0
12/7/97	Oakland	30-0
10/31/99	San Diego	34-0
12/1/02	Arizona	49-0

ALL-TIME OPPONENT SHUTOUTS

Date	Opponent	Score
12/1/63	@ N.Y. Jets	0-17
11/17/76	Pittsburgh	0-45
12/16/79	@ Tampa Bay	0-3
9/23/84	@ Denver	0-21
11/4/84	@ Seattle	0-45
9/22/85	@ Miami	0-31
10/20/85	@ L.A. Rams	0-16
#10/11/87	@ Miami	0-42
9/12/93	@ Houston	0-30
9/25/94	L.A. Rams	0-16
12/28/02	@ Oakland	0-24

Notes: The Chiefs have produced 18 all-time shutouts, including 15 at home and eight at Arrowhead Stadium. Kansas City has been shutout at home only twice.

Replacement Game

ALL-TIME TWO-POINT CONVERSIONS

Date	Opponent	Two-Point Play	Result
11/24/60	@ N.Y. Titans	Curley Johnson pass from Hunter Enis	L, 35-41
9/24/61	@ Oakland	Jack Spikes run	W, 42-35
10/1/61	Houston	Bo Dickinson pass from Randy Duncan	W, 26-21
11/26/61	Oakland	Bo Dickinson pass from Randy Duncan	W, 43-11
9/22/63	@ Buffalo	Chris Burford pass from Len Dawson	T, 27-27
12/13/64	@ San Diego	Curtis McClinton pass from Len Dawson	W, 49-6
10/24/65	@ Houston	Jerrel Wilson pass from Len Dawson Pete Beathard run	L, 36-38
12/12/65	@ Buffalo	Reg Carolan pass from Len Dawson	
9/18/66	@ Oakland	Fred Arbanas pass from Len Dawson	W, 32-10
11/13/66	Miami	Jerrel Wilson pass from Len Dawson	W, 34-16
9/9/67	@ Houston	Reg Carolan pass from Len Dawson	W, 25-20
11/5/67	N.Y. Jets	Curtis McClinton pass from Len Dawson	W, 42-18
9/11/94	San Francisco	J.J. Birden pass from Joe Montana	W, 24-17
10/23/94	Seattle	Marcus Allen run	W, 38-23
12/4/94	Denver	Willie Davis pass from Steve Bono	L, 17-20 OT
10/26/97	@ St. Louis	Tamarick Vanover pass from Elvis Grbac Tony Gonzalez pass from Elvis Grbac	W, 28-20
10/14/01	Pittsburgh	Tony Gonzalez pass from Trent Green	L, 17-20
10/25/01	Indianapolis	Trent Green run	L, 28-35
1/6/02	@ Seattle	Eddie Kennison pass from Trent Green	L, 18-21
11/24/02	@ Seattle	Trent Green run	L, 32-39

Notes: Two-point conversion rule used in AFL from '60-69 and instituted by NFL in '94. The Chiefs are 11-4-1 (.719) in games with a two-point conversion.

Year-by-Year Two-Point Conversions-Attempts

1960	1-2	1965	3-3	1994	3-4	1999	0-2
1961	3-4	1966	2-3	1995	0-3	2000	0-4
1962	0-1	1967	2-3	1996	0-1	2001	3-6
1963	1-2	1968	0-0	1997	2-6	2002	1-3
1964	1-3	1969	0-2	1998	0-1	TOTAL	22-53 (.415)

TRIPLE THREAT CHIEFS

(Eight players in Chiefs history have scored a touchdown in at least three different ways)

Player	5 Different Touchdown Plays	Total TDs
Johnny Robinson	9 receiving, 6 rushing, 1 FR, 1 PR, 1 INT	18
Abner Haynes	4 Different Touchdown Plays 39 rushing, 17 receiving, 1, KOR, 1 fumble recovery	58
Kevin Ross	2 INTs, 2 blocked FG returns, 1 FR, 1 blocked punt	7
Bobby Bell	3 Different Touchdown Plays 6 INTs, 2 FRs, 1 KOR	9
Dale Carter	2 PRs, 1 INT, 1 receiving	4
Paul Palmer	4 receiving, 2 rushing, 2 KORs	8
Tamarick Vanover	4 PRs, 4 KORs, 3 receiving	11
Dante Hall	3 receiving, 2 PRs, 1 KOR	6

(Four players in Chiefs history have a rushing and a receiving TD and have also thrown a TD pass)

Player	Rushing	Receiving	Passing	Total TDs Responsible For
Marcus Allen	44	21	2	67
Bert Coan	15	4	1	20
Mike Garrett	24	7	1	32
Curtis McClinton	18	14	1	33

Key: FR - Fumble return; INT - Interception return; KOR - Kickoff return; PR - Punt return

HALL OF FAME FACT

LB Bobby Bell is one of eight players in Chiefs history that have scored a touchdown in three different fashions. Bell's most celebrated score was a 53-yard return of an onside kick on Thanksgiving Day vs. Denver (11/27/69).



HALL OF FAME FACT

RB Marcus Allen threw two TD passes with the Chiefs, completing a 14-yard pass to WR Danan Hughes vs. Pittsburgh (11/3/97) and a one-yard pass to TE Ted Popson vs. San Francisco (11/30/97).



YEAR-BY-YEAR LEADERS

RUSHING

Year	Player	No.	Yds.	Avg.	LG	TD	Year	Player	No.	Yds.	Avg.	LG	TD
1960*	Abner Haynes	156	875	5.6	67	9	1982	Joe Delaney	95	380	4.0	36	0
1961	Abner Haynes	179	841	4.7	59	9	1983	Billy Jackson	152	499	3.3	19	2
1962	Abner Haynes	221	1049	4.8	71	13	1984	Herman Heard	165	684	4.1	69	4
1963	Curtis McClinton	142	568	4.0	36	3	1985	Herman Heard	164	595	3.6	33	4
1964	Abner Haynes	137	713	5.2	80	4	1986	Mike Pruitt	139	448	3.2	16	2
1965	Curtis McClinton	175	661	3.8	48	6	1987	Christian Okoye	157	660	4.2	43	3
1966	Mike Garrett	147	801	5.4	77	6	1988	Christian Okoye	105	473	4.5	48	3
1967	Mike Garrett	236	1087	4.6	58	9	1989*	Christian Okoye	370	1480	4.0	59	12
1968	Robert Holmes	174	866	5.0	76	7	1990	Barry Word	204	1015	5.0	53	4
1969	Mike Garrett	168	732	4.4	34	6	1991	Christian Okoye	225	1031	4.6	48	9
1970	Ed Podolak	168	749	4.5	65	3	1992	Barry Word	163	607	3.7	44	4
1971	Ed Podolak	184	708	3.8	25	9	1993	Marcus Allen	206	764	3.7	39	12
1972	Ed Podolak	171	615	3.6	28	4	1994	Marcus Allen	189	709	3.8	36	7
1973	Ed Podolak	210	721	3.4	25	3	1995	Marcus Allen	207	890	4.3	38	5
1974	Woody Green	135	509	3.8	43	3	1996	Marcus Allen	206	830	4.0	35	9
1975	Woody Green	167	611	3.7	42	5	1997	Greg Hill	157	550	3.5	38	0
1976	MacArthur Lane	162	542	3.3	20	5	1998	Donnell Bennett	148	527	3.6	26	5
1977	Ed Podolak	133	550	4.1	41	5	1999	Donnell Bennett	161	627	3.9	44	8
1978	Tony Reed	206	1053	5.1	62	6	2000	Tony Richardson	147	697	4.7	33	3
1979	Ted McKnight	153	755	4.9	84	8	2001*	Priest Holmes	327	1555	4.8	41	8
1980	Ted McKnight	206	693	3.4	25	3	2002	Priest Holmes	313	1615	5.2	56	21
1981	Joe Delaney	234	1121	4.8	82	3							

PASSING

Year	Player	Att.-Comp.	Yds.	Pct.	TD	INT	Rate	Year	Player	Att.-Comp.	Yds.	Pct.	TD	INT	Rate
1960	Cotton Davidson	379-179	2474	472	15	16	64.5	1982	Bill Kenney	169-95	1192	562	7	6	77.0
1961	Cotton Davidson	330-151	2445	458	17	23	59.3	1983	Bill Kenney	603-346	4348	574	24	18	80.8
1962*	Len Dawson	310-189	2759	610	29	17	98.4	1984	Bill Kenney	282-151	2098	535	15	10	80.7
1963	Len Dawson	352-190	1389	540	26	19	77.6	1985	Bill Kenney	338-181	2536	536	17	9	83.6
1964*	Len Dawson	354-199	2879	562	30	18	89.9	1986	Bill Kenney	308-161	1922	523	13	11	70.8
1965	Len Dawson	305-163	2282	534	21	14	81.3	1987	Bill Kenney	273-154	2107	564	15	9	85.8
1966*	Len Dawson	284-159	2527	560	26	10	101.9	1988	Steve DeBerg	414-224	2935	541	16	16	73.5
1967	Len Dawson	357-206	2651	577	24	17	83.5	1989	Steve DeBerg	324-196	2529	605	11	16	75.3
1968*	Len Dawson	224-131	2109	585	17	9	98.8	1990	Steve DeBerg	444-258	3444	581	23	4	96.3
1969	Len Dawson	166-98	1323	590	9	13	70.0	1991	Steve DeBerg	434-256	2965	590	17	14	79.3
1970	Len Dawson	262-141	1876	538	13	14	71.3	1992	Dave Krieg	413-230	3115	557	15	12	79.9
1971	Len Dawson	301-167	2504	552	15	13	81.8	1993	Joe Montana	298-181	2144	607	13	7	87.4
1972	Len Dawson	305-175	1835	574	13	12	73.1	1994	Joe Montana	493-299	3283	606	16	9	83.6
1973	Mike Livingston	145-75	916	517	6	7	65.2	1995	Steve Bono	520-293	3121	563	21	10	79.5
1974	Len Dawson	235-138	1573	587	7	13	66.0	1996	Steve Bono	438-235	2572	537	12	13	68.0
1975	Len Dawson	140-93	1095	664	5	4	89.9	1997	Elvis Grbac	314-179	1943	570	11	6	79.1
1976	Mike Livingston	338-189	2682	559	12	13	77.9	1998	Rich Gannon	352-206	2305	582	10	6	80.1
1977	Mike Livingston	282-143	1823	507	15	9	59.8	1999	Elvis Grbac	499-294	3389	589	22	15	81.7
1978	Mike Livingston	290-159	1573	548	5	13	57.3	2000	Elvis Grbac	547-342	4169	596	28	14	89.9
1979	Steve Fuller	270-146	1484	541	6	14	55.8	2001	Trent Green	523-296	3783	566	17	24	71.1
1980	Steve Fuller	320-193	2250	603	10	12	76.1	2002	Trent Green	470-287	3690	611	26	13	92.6
1981	Bill Kenney	274-147	1983	536	9	16	63.8								

PASS RECEIVING

Year	Player	No.	Yds.	Avg.	LG	TD	Year	Player	No.	Yds.	Avg.	LG	TD
1960	Abner Haynes	55	576	10.5	34	3	1982	Henry Marshall	40	549	13.7	44	3
1961	Chris Burford	51	850	16.7	54	5	1983	Carlos Carson	80	1351	16.9	50	7
1962	Chris Burford	45	645	14.4	49	12	1984	Henry Marshall	62	912	14.7	37	4
1963	Chris Burford	68	824	12.1	69	9	1985	Carlos Carson	47	843	17.9	34	4
1964	Frank Jackson	62	943	15.2	72	9	1986	Stephone Paige	52	829	15.9	51	11
1965	Chris Burford	47	575	12.2	57	6	1987	Carlos Carson	55	1044	19.0	81	7
1966	Otis Taylor	58	1297	22.4	89	6	1988	Stephone Paige	61	902	14.8	49	7
1967	Otis Taylor	59	958	16.2	71	11	1989	Stephone Paige	44	759	17.3	50	2
1968	Mike Garrett	33	359	10.9	43	3	1990	Stephone Paige	65	1021	15.7	86	5
1969	Mike Garrett	43	432	10.0	41	2	1991	Robb Thomas	43	495	11.5	39	1
1970	Otis Taylor	34	618	18.2	59	3	1992	Todd McNair	44	380	8.6	36	1
1971	Otis Taylor	57	1110	19.5	82	7	1993	Willie Davis	52	909	17.5	66	7
1972	Otis Taylor	57	821	14.4	44	6	1994	Kimble Anders	67	525	7.8	30	1
1973	Ed Podolak	55	445	8.1	25	0	1995	Kimble Anders	55	349	6.3	28	1
1974	Ed Podolak	43	306	7.1	26	1	1996	Kimble Anders	60	529	8.8	45	2
1975	Ed Podolak	37	332	9.0	21	2	1997	Andre Rison	72	1092	15.2	45	7
1976*	MacArthur Lane	66	686	10.4	44	1	1998	Kimble Anders	64	462	7.2	29	2
1977	Walter White	48	674	14.0	48	5	1999	Tony Gonzalez	76	849	11.2	73	11
1978	Tony Reed	48	483	10.1	44	1	2000	Tony Gonzalez	93	1203	12.9	39	9
1979	Ted McKnight	38	226	6.0	24	0	2001	Tony Gonzalez	73	917	12.6	36	6
1980	Henry Marshall	47	799	17.0	75	6	2002	Priest Holmes	70	672	9.6	64	3
1981	J. T. Smith	63	852	13.5	42	2							

INTERCEPTIONS

Year	Player	No.	Yds.	Avg.	TD	Year	Player	No.	Yds.	Avg.	TD
1960	David Webster	6	156	26.0	2	1981	Eric Harris	7	109	15.6	0
1961	David Webster	5	50	10.0	0	1982	Eric Harris	3	66	22.0	1
1962	Bobby Hunt	8	101	12.7	0		Gary Barbaro	3	48	16.0	1
1963	Bobby Hunt	6	228	38.0	0	1983	Deron Cherry	7	100	14.3	0
1964	Bobby Hunt	7	133	19.0	1	1984	Deron Cherry	7	140	20.0	0
1965	Fred Williamson	7	89	12.7	0	1985	Albert Lewis	8	59	7.4	0
1966*	Johnny Robinson	10	136	13.6	1	1986*	Deron Cherry	9	150	16.7	0
	Bobby Hunt	10	113	11.3	0	1987	Deron Cherry	3	58	19.3	0
1967	Fletcher Smith	6	150	25.0	0		Kevin Ross	3	40	13.3	0
1968	Johnny Robinson	6	40	6.7	0	1988	Deron Cherry	7	51	7.3	0
1969*	Emmitt Thomas	9	147	18.4	1	1989	Albert Lewis	4	37	9.3	0
1970*	Johnny Robinson	10	155	15.5	0		Kevin Ross	4	29	7.3	0
1971	Emmitt Thomas	8	145	18.1	1	1990	Kevin Ross	5	97	19.4	0
1972*	Mike Sensibaugh	8	65	8.1	0	1991	Deron Cherry	4	31	7.8	0
1973	Emmitt Thomas	3	65	21.6	0	1992	Dale Carter	7	65	9.3	1
	Mike Sensibaugh	3	58	19.3	0	1993	Albert Lewis	6	61	10.2	0
	Willie Lanier	3	47	16.6	1	1994	Charles Mincy	3	49	16.3	0
	Jim Kearney	3	30	10.0	0	1995	Dale Carter	4	45	11.3	0
1974*	Emmitt Thomas	12	214	18.8	2	1996	Mark Collins	6	45	7.5	0
1975	Emmitt Thomas	6	119	19.8	0	1997*	Mark McMillian	8	274	34.3	3
1976	Kerry Reardon	6	26	5.2	0	1998	James Hasty	4	42	10.5	0
1977	Gary Barbaro	8	165	20.6	1	1999	James Hasty	7	98	14.0	2
1978	Tim Gray	6	118	19.7	0	2000	James Hasty	4	53	13.3	0
1979	Gary Barbaro	7	142	20.3	1	2001	Eric Warfield	4	61	15.3	1
1980	Gary Barbaro	10	163	16.3	0	2002	Greg Wesley	6	170	28.3	0

SACKS

Year	Player	Sacks/Yds	Year	Player	Sacks/Yds	Year	Player	Sacks/Yds
1974	Marvin Upshaw	9.5/49.0	1984	Art Still	14.5/86.0	1993*	Neil Smith	15.0/127.0
1975	Wilbur Young	9.5/73.0	1985	Bill Maas	7.0/51.0	1994	Neil Smith	11.5/89.0
1976	Lawrence Estes	5.0/52.0	1986	Art Still	10.5/77.0	1995	Neil Smith	12.0/82.0
1977	Wilbur Young	5.5/51.5	1987	Mike Bell	6.5/44.0	1996	Derrick Thomas	13.0/109.0
1978	Art Still	8.5/59.0	1988	Bill Maas	4.0/34.0	1997	Dan Williams	10.5/57.5
1979	Art Still	8.5/63.5	1989	Derrick Thomas	10.0/95.5	1998	Derrick Thomas	12.0/79.0
1980	Art Still	14.5/115.0	1990*	Derrick Thomas	20.0/150.0	1999	Derrick Thomas	7.0/65.0
1981	Ken Kremer	8.0/57.5	1991	Derrick Thomas	13.5/112.0	2000	Eric Hicks	14.0/73.0
1982	Art Still	4.0/34.0	1992	Neil Smith	14.5/114.5	2001	Duane Clemons	7.0/68.5
1983	Mike Bell	10.0/62.0		Derrick Thomas	14.5/113.0	2002	Eric Hicks	9.0/69.5

Note: Sacks became recognized as an official NFL statistic in 1982. The Chiefs began recording sacks in 1974.

TACKLES

Year	Player	Tackles	Year	Player	Tackles	Year	Player	Tackles
1977	Willie Lanier	132 (88 solo)	1986	Dino Hackett	140 (78 solo)	1995	Tracy Simien	106 (75 solo)
1978	Gary Spani	144 (102 solo)	1987	Dino Hackett	103 (74 solo)	1996	Mark Collins	119 (84 solo)
1979	Gary Spani	157 (115 solo)	1988	Deron Cherry	151 (90 solo)	1997	Reggie Tongue	142 (91 solo)
1980	Gary Spani	149 (96 solo)	1989	Deron Cherry	87 (45 solo)	1998	Donnie Edwards	151 (97 solo)
1981	Gary Spani	153 (104 solo)	1990	Dino Hackett	95 (53 solo)	1999	Donnie Edwards	143 (105 solo)
1982	Art Still	68 (44 solo)	1991	Deron Cherry	116 (59 solo)	2000	Donnie Edwards	151 (119 solo)
1983	Jerry Blanton	136 (83 solo)	1992	Tracy Simien	97 (56 solo)	2001	Donnie Edwards	147 (112 solo)
1984	Art Still	131 (107 solo)	1993	Tracy Simien	105 (68 solo)	2002	Mike Maslowski	162 (109 solo)
1985	Deron Cherry	134 (85 solo)	1994	Tracy Simien	99 (65 solo)			

Note: The Chiefs began recording tackle totals in 1977.

SPECIAL TEAMS TACKLES

Year	Player	Tackles	Year	Player	Tackles	Year	Player	Tackles
1982	Al Steinfeld	18 (13 solo)	1991	Tim Barnett	15 (12 solo)	1996	Greg Manusky	26 (20 solo)
1983	Albert Lewis	27 (23 solo)	1992	Bennie Thompson	27 (20 solo)	1997	Greg Manusky	25 (20 solo)
1984	Ken Jolly	28 (19 solo)	1993	Fred Jones	14 (14 solo)	1998	Greg Manusky	23 (14 solo)
1985	Walt Arnold	20 (12 solo)		Todd McNair	14 (11 solo)	1999	Greg Manusky	27 (19 solo)
1986	Sherman Cocroft	22 (21 solo)		Bennie Thompson	14 (11 solo)	2000	Mike Maslowski	25 (20 solo)
1987	Tim Coffield	19 (10 solo)	1994	Greg Manusky	23 (22 solo)	2001	Gary Stills	18 (14 solo)
1988	Angelo Snipes	26 (17 solo)		Monty Grow	23 (21 solo)	2002	Gary Stills	34 (25 solo)
1989	Rob McGovern	24 (18 solo)	1995	Greg Manusky	23 (18 solo)			
1990	Todd McNair	27 (22 solo)		Tracy Rogers	23 (15 solo)			

Note: The Chiefs began recording special teams tackle totals in 1982.

SUPERLATIVES

PUNTING

Year	Player	No.	Yds.	Avg.	In 20	LG	Year	Player	No.	Yds.	Avg.	In 20	LG
1960	Cotton Davidson	58	2287	39.4	—	—	1982	Jeff Gossett	33	1366	41.4	6	56
1961	Cotton Davidson	61	2479	40.6	—	62	1983	Jim Arnold	93	3710	39.9	21	64
1962	Eddie Wilson	47	1691	36.0	—	52	1984	Jim Arnold	98	4397	44.9	22	63
1963	Jerrel Wilson	61	2628	43.1	—	72	1985	Jim Arnold	93	3827	41.2	15	62
1964	Jerrel Wilson	78	3326	42.6	—	70	1986	Lewis Colbert	99	4033	40.7	23	56
1965	Jerrel Wilson	69	3132	45.4	—	64	1987	Kelly Goodburn	59	2412	40.9	13	55
1966	Jerrel Wilson	62	2715	43.8	—	69	1988	Kelly Goodburn	76	3059	40.3	10	59
1967	Jerrel Wilson	41	1739	42.4	—	59	1989	Kelly Goodburn	67	2688	40.1	25	54
1968	Jerrel Wilson	63	2841	45.1	—	70	1990	Bryan Barker	64	2479	38.7	16	56
1969	Jerrel Wilson	68	3022	44.4	—	62	1991	Bryan Barker	57	2303	40.4	11	57
1970	Jerrel Wilson	76	3415	44.9	—	68	1992	Bryan Barker	75	3245	43.3	18	65
1971	Jerrel Wilson	64	2864	44.8	—	68	1993	Bryan Barker	76	3240	42.6	19	59
1972	Jerrel Wilson	66	2960	44.8	—	69	1994	Louie Aguiar	85	3582	42.1	15	61
1973	Jerrel Wilson	80	3642	45.5	—	68	1995	Louie Aguiar	91	3990	43.8	29	65
1974	Jerrel Wilson	83	3462	41.7	—	64	1996	Louie Aguiar	88	3667	41.7	25	68
1975	Jerrel Wilson	54	2233	41.4	—	64	1997	Louie Aguiar	82	3465	42.3	28	65
1976	Jerrel Wilson	65	2729	42.0	15	62	1998	Louie Aguiar	75	3226	43.0	20	59
1977	Jerrel Wilson	88	3510	39.4	11	59	1999	Daniel Pope	101	4218	41.8	20	64
1978	Zenon Andrusyshyn	79	3247	41.1	18	61	2000	Todd Sauerbrun	82	3656	44.6	28	68
1979	Bob Grupp	89	3883	43.6	23	74	2001	Dan Stryzinski	73	2976	40.6	27	76
1980	Bob Grupp	84	3317	39.5	23	57	2002	Dan Stryzinski	64	2422	37.8	15	56
1981	Bob Grupp	41	1556	38.0	5	57							

PUNT RETURNS

Year	Player	No.	Yds.	Avg.	LG	TD	Year	Player	No.	Yds.	Avg.	LG	TD
1960	Abner Haynes	14	215	15.4	46	0	1982	Anthony Hancock	12	103	8.6	30	0
1961	Abner Haynes	19	196	10.3	44	0	1983	J.T. Smith	26	210	8.1	19	0
1962	Frank Jackson	11	117	10.6	29	0	1984	J.T. Smith	39	332	8.5	27	0
1963	Frank Jackson	11	95	8.6	17	0	1985	Garcia Lane	43	381	8.9	57	0
1964	Willie Mitchell	18	167	9.3	36	0	1986	Jeff Smith	29	245	8.4	48	0
1965	Willie Mitchell	19	242	12.7	71	1	1987	Michael Clemons	19	162	8.5	44	0
1966	Mike Garrett	17	139	8.2	79	1	1988	Kirrick Taylor	29	187	6.4	16	0
1967	Noland Smith	26	212	8.2	59	0	1989	Pete Mandley	19	151	7.9	19	0
1968	Noland Smith	18	270	15.0	80	1	1990	Naz Worthen	25	180	7.2	37	0
1969	Noland Smith	9	107	11.9	80	0	1991	Troy Stradford	22	150	6.8	18	0
1970	Ed Podolak	23	311	13.5	60	0	1992	Dale Carter	38	396	10.5	86	2
1971	Ed Podolak	13	84	6.5	23	0	1993	Dale Carter	27	247	9.1	30	0
1972	Larry Marshall	18	103	5.7	29	0	1994	Danan Hughes	27	192	7.1	43	0
1973	Larry Marshall	29	180	6.2	31	0	1995	Tamarick Vanover	51	540	10.6	86	1
1974	Ed Podolak	15	134	8.9	54	0	1996	Tamarick Vanover	17	116	6.8	24	0
1975	Charlie Thomas	12	112	9.3	34	0	1997	Tamarick Vanover	35	383	10.9	82	1
1976	Larry Brunson	31	387	12.5	48	0	1998	Tamarick Vanover	27	264	9.8	37	0
1977	Gary Green	14	115	8.2	18	0	1999	Tamarick Vanover	51	627	12.3	80	2
1978	Eddie Payton	32	364	11.4	39	0	2000	Kevin Lockett	26	208	8.0	26	0
1979	J.T. Smith	58	612	10.6	88	2	2001	Dante Hall	32	235	7.3	26	0
1980	J.T. Smith	40	581	14.5	75	2	2002	Dante Hall	29	390	13.4	90	2
1981	J.T. Smith	50	528	10.6	62	0							

KICKOFF RETURNS

Year	Player	No.	Yds.	Avg.	LG	TD	Year	Player	No.	Yds.	Avg.	LG	TD
1960	Abner Haynes	19	434	22.8	82	0	1982	Anthony Hancock	27	609	22.6	68	0
1961	Dave Grayson	16	453	28.3	73	0	1983	Theotis Brown	15	301	20.1	46	0
1962	Dave Grayson	18	535	29.7	59	0	1984	J.T. Smith	19	391	20.6	39	0
1963	Dave Grayson	20	564	28.2	99	1	1985	Jeff Smith	33	654	19.8	39	0
1964	Dave Grayson	30	679	22.6	—	0	1986	Boyce Green	10	254	25.4	97	1
1965	Bert Coan	19	479	25.2	52	0	1987	Paul Palmer	38	923	24.3	95	2
1966	Emmitt Thomas	29	673	23.2	63	0	1988	Kenny Goble	15	291	19.4	31	0
1967	Noland Smith	41	1148	28.0	106	1	1989	Danny Copeland	26	466	17.9	36	0
1968	Noland Smith	23	549	23.9	37	0	1990	Todd McNair	14	227	16.2	23	0
1969	Warren McVea	13	318	24.5	40	0	1991	Harvey Williams	24	524	21.8	76	0
1970	Robert Holmes	19	535	28.2	48	0	1992	Harvey Williams	21	405	19.3	37	0
1971	Kerry Reardon	12	308	25.7	41	0	1993	Danan Hughes	14	266	19.0	30	0
1972	Larry Marshall	23	651	28.3	48	0	1994	Ron Dickerson	21	472	22.5	62	0
1973	Larry Marshall	14	391	27.9	38	0	1995	Tamarick Vanover	43	1095	25.5	99	2
1974	Bill Thomas	25	571	22.8	33	0	1996	Tamarick Vanover	33	854	25.9	97	1
1975	Reggie Craig	10	247	24.7	63	0	1997	Tamarick Vanover	51	1308	25.6	94	1
1976	Lawrence Williams	25	688	27.6	64	0	1998	Tamarick Vanover	41	956	23.3	62	0
1977	Ted McKnight	12	305	25.4	70	0	1999	Tamarick Vanover	44	886	20.1	29	0
1978	Eddie Payton	30	775	25.8	66	0	2000	Mike Cloud	36	779	21.6	38	0
1979	Horace Belton	22	463	21.0	52	0	2001	Dante Hall	43	969	22.5	71	0
1980	Carlos Carson	40	917	22.9	47	0	2002	Dante Hall	57	1354	23.8	88	1
1981	James Murphy	20	457	22.9	46	0							

LEADING SCORER

Year	Player	TD	PAT	FG	Points	Year	Player	TD	PAT	FG	Points
1960	Jack Spikes	5	34	13	103	1982	Nick Lowery	0	17	19	74
1961	Jack Spikes	5	10	4	54	1983	Nick Lowery	0	44	24	116
1962	Abner Haynes	19	0	0	114	1984	Nick Lowery	0	35	23	104
1963	Chris Burford	9	1#	0	56	1985	Nick Lowery	0	35	24	107
1964	Tommy Brooker	0	46	8	70	1986	Nick Lowery	0	43	19	100
1965	Tommy Brooker	0	37	13	76	1987	Nick Lowery	0	26	19	83
1966	Mike Mercar	0	35	20	93	1988	Nick Lowery	0	23	27	104
1967	Jan Stenerud	0	45	21	108	1989	Nick Lowery	0	34	24	106
1968	Jan Stenerud	0	39	30	129	1990*	Nick Lowery	0	37	34	139
1969	Jan Stenerud	0	38	27	119	1991	Nick Lowery	0	35	25	110
1970	Jan Stenerud	0	26	30	116	1992	Nick Lowery	0	39	22	105
1971	Jan Stenerud	0	32	26	110	1993	Nick Lowery	0	37	23	106
1972	Jan Stenerud	0	32	21	95	1994	Lin Elliott	0	30	25	105
1973	Jan Stenerud	0	21	24	93	1995	Lin Elliott	0	34	24	106
1974	Jan Stenerud	0	24	17	75	1996	Pete Stoyanovich	0	34	17	85
1975	Jan Stenerud	0	30	22	96	1997	Pete Stoyanovich	0	35	26	113
1976	Jan Stenerud	0	27	21	90	1998	Pete Stoyanovich	0	34	27	115
1977	Jan Stenerud	0	27	8	51	1999	Pete Stoyanovich	0	45	21	108
1978	Jan Stenerud	0	25	20	85	2000	Todd Peterson	0	25	15	70
1979	Jan Stenerud	0	23	12	64	2001	Todd Peterson	0	27	27	106
1980	Nick Lowery	0	37	20	97	2002*	Priest Holmes	24	0	0	144
1981	Nick Lowery	0	37	26	115						

LEADING NON-KICK SCORER

Year	Player	Rush TD	Rec TD	Ret TD	Points	Year	Player	Rush TD	Rec TD	Ret TD	Points
1960	Abner Haynes	9	3	0	72	1982	Billy Jackson	3	0	0	18
1961	Abner Haynes	9	3	1	78		Henry Marshall	0	3	0	18
1962	Abner Haynes	13	6	0	114	1983	Theolis Brown	8	2	0	60
1963	Chris Burford	0	9	0	56#	1984	6 Players Tied	-	-	-	24
1964	Frank Jackson	0	9	0	54	1985	Stephone Paige	0	10	0	60
1965	Curtis McClinton	6	3	0	54	1986	Stephone Paige	0	11	0	66
1966	Bert Coan	7	2	0	54	1987	Carlos Carson	0	7	0	42
	Curtis McClinton	4	5	0	54	1988	Stephone Paige	0	7	0	42
1967	Otis Taylor	1	11	0	72	1989	Christian Okoye	12	0	0	72
1968	Robert Holmes	7	0	0	42	1990	Christian Okoye	7	0	0	42
1969	Mike Garrett	6	2	0	48	1991	Christian Okoye	9	0	0	54
1970	Wendell Hayes	5	0	0	30	1992	Christian Okoye	6	0	0	36
1971	Ed Podolak	9	0	0	54	1993*	Marcus Allen	12	3	0	90
1972	Otis Taylor	0	6	0	36	1994	Marcus Allen	7	0	0	44#
	Ed Podolak	4	2	0	36	1995	Marcus Allen	5	0	0	30
1973	Otis Taylor	0	4	0	24		Steve Bono	5	0	0	30
1974	Woody Green	3	1	0	24		Willie Davis	0	5	0	30
1975	Woody Green	5	1	0	36		Tamarick Vanover	0	2	3	30
1976	Walter White	0	7	0	42	1996	Marcus Allen	9	0	0	54
1977	Ed Podolak	5	0	0	30	1997	Marcus Allen	11	0	0	66
	Walter White	0	5	0	30	1998	Barn Morris	8	0	0	48
1978	Arnold Morgado	7	0	0	42	1999	Tony Gonzalez	0	11	0	66
	Tony Reed	6	1	0	42	2000	Derrick Alexander	0	10	0	60
1979	Ted McKnight	8	0	0	48	2001	Priest Holmes	8	2	0	60
1980	Henry Marshall	0	6	0	36	2002*	Priest Holmes	21	3	0	144
1981	Billy Jackson	10	1	0	66						

#Includes two-point conversion *AFL/NFL Leader

SUPERLATIVES

AFL PLAYERS OF THE YEAR



During the franchise's three-year stay in Dallas from '60-62, the Texans twice produced the American Football League Player of the Year. RB Abner Haynes won the award during the AFL's initial campaign in '60, while QB Len Dawson took home the honor in '62 when the Texans claimed their first AFL Championship. AFL Commissioner Joe Foss presented the '60 trophy to Haynes, who is holding up three digits after leading the AFL that season in rushing yardage (875), combined net yardage (2,100) and punt return average (15.4). Haynes' combined net yardage mark remained a franchise record until 2001 when it was broken by RB Priest Holmes.

NFL RANKING BY YARDAGE

(Compiled Since 1971)

Year	OFFENSE			DEFENSE		
	Total	Rushing	Passing	Total	Rushing	Passing
1971	9	12	7	7	3	24
1972	17	16	18†	15	11	18
1973	20	19	19	7	9	4
1974	16	17	15	25	12	25
1975	15	15	12	25	25	20
1976	7	22	1	27	27	24
1977	16	20	12	28	28	14
1978	15	2	27	20	18	17
1979	27	13	28	12	6	22
1980	28	18†	27	18	21	10
1981	17	3	25	17	3	23
1982	25	21	21	10	19	10
1983	9	28	3	14	20	10
1984	17	27	7	24	16	23
1985	22	28	11	21	20	20
1986	28	27	21	8	11	12
1987	24	19	26	27	27	22
1988	22	22	16	10	28	1
1989	13	4	21	2	12	2
1990	7	10	9	16	12	17
1991	5	3	14	13	18	16
1992	25	23	20	5	15	2
1993	16	20	15	11	9	14
1994	5	11	7	12	16	10
1995	14	1	25	2	3	5
1996	22	4	26	18	13	22
1997	14	5	24	11	7	16
1998	19	23	16	9	18	7
1999	12	4	22	14	11	16
2000	8	25	5	18	17	20
2001	5	6	5	23	27	14
2002	4	3	11	32	24	31

†Tied for position

OFFENSE YEAR-BY-YEAR

Year	Total Plays	First Downs	Rush Yards	Pass Yards	Total Yards	Total Points	Year	Total Plays	First Downs	Rush Yards	Pass Yards	Total Yards	Total Points
1960	918	255	1814	2831	4645	362	1984	1034	295	1527	3568	5095	314
1961	838	234	2183	2576	4759	334	1985	982	258	1486	3391	4877	317
1962	840	259	2407	2455	4862	389	1986	1003	264	1468	2750	4218	358
1963	872	250	1697	2651	4348	347	1987#	899	265	1799	2619	4418	273
1964	871	244	1839	2871	4710	366	1988	1019	289	1713	3131	4844	254
1965	833	228	1736	2554	4290	322	1989	1017	304	2227	3038	5265	318
1966	846	266	2274	2840	5114	448	1990	975	280	1948	3267	5215	369
1967	872	251	2018	2472	4490	408	1991	1021	322	2217	3104	5321	322
1968	831	223	2227	2276	4503	371	1992	907	246	1532	2792	4324	348
1969	899	258	2220	2387	4607	359	1993	970	300	1655	3180	4835	328
1970	770	183	1858	1719	3577	272	1994	1098	322	1732	3960	5692	319
1971	836	240	1843	2347	4190	302	1995	1059	295	2222	3020	5242	358
1972	894	245	1915	2041	3956	287	1996	1045	312	2009	2890	4899	297
1973	863	208	1793	1743	3536	231	1997	1054	315	2171	2893	5064	375
1974	901	224	1720	2108	3828	233	1998	1012	289	1548	3260	4808	327
1975	933	261	1847	2360	4207	282	1999	1049	282	2082	3239	5321	390
1976	959	275	1873	2929	4804	290	2000	999	321	1465	4149	5614	355
1977	878	228	1843	2093	3936	225	2001	1015	324	2008	3665	5673	320
1978	1054	287	2986	1834	4820	243	2002	965	343	2378	3622	6000	467
1979	972	241	2316	1660	3976	238							
1980	1009	270	1873	2448	4321	319							
1981	1057	315	2633	2640	5273	343							
1982*	573	163	943	1555	2498	176							
1983	1074	314	1254	4341	5595	386							

Bold Denotes Club Record

Yardages Net

*Nine Games

#15 Games

DEFENSE YEAR-BY-YEAR

Year	Total Plays	First Downs	Rush Yards	Pass Yards	Total Yards	Total Points	Year	Total Plays	First Downs	Rush Yards	Pass Yards	Total Yards	Total Points
1960	924	253	980	3002	3982	253	1984	1159	335	1982	3645	5625	324
1961	844	248	1525	3077	4602	343	1985	1126	336	2169	3489	5658	360
1962	848	239	1250	2701	3951	233	1986	1098	310	1739	3195	4934	326
1963	856	228	1558	2629	4187	263	1987#	1045	344	2333	3306	5639	388
1964	856	204	1315	2620	3935	306	1988	1042	318	2592	2434	5026	320
1965	847	200	1366	2457	3749	285	1989	952	253	1766	2527	4293	253
1966	873	222	1356	2614	3970	276	1990	945	268	1640	3241	4881	257
1967	843	221	1408	2536	3944	254	1991	927	275	1770	3228	4998	252
1968	900	215	1266	2823	4089	170	1992	949	256	1767	2537	4324	282
1969	808	181	1091	2072	3163	177	1993	1013	300	1620	3151	4771	291
1970	851	226	1657	2010	3667	244	1994	989	289	1734	3266	5000	298
1971	813	223	1337	2506	3770	208	1995	1047	289	1327	3222	4549	241
1972	853	227	1805	2222	4027	254	1996	1008	296	1666	3538	5204	300
1973	856	209	1956	1619	3575	192	1997	974	278	1621	3259	4880	232
1974	936	267	1801	2663	4464	293	1998	1010	321	1869	2985	4854	363
1975	915	289	2712	2512	5224	341	1999	1033	281	1557	3482	5039	322
1976	899	309	2861	2496	5359	376	2000	1041	330	1809	3417	5280	354
1977	992	304	2971	2022	4993	349	2001	1003	296	2140	3164	5304	344
1978	995	284	2389	2582	4971	327	2002	1081	367	2067	4181	6248	399
1979	1088	297	1847	3124	4971	262							
1980	1096	328	2206	3109	5315	336							
1981	1102	316	1747	3626	5373	290							
1982*	556	170	1066	1667	2733	184							
1983	1089	319	2275	3111	5386	367							

Bold Denotes Club Record

Yardages Net

*Nine Games

#15 Games

TURNOVERS YEAR-BY-YEAR

YEAR	INTS	TAKEAWAYS		TOTAL	INTS	GIVEAWAYS		RATIO
		FUMBLES	TOTAL			FUMBLES	TOTAL	
1960	27	16	43	19	18	37	+6	
1961	20	18	38	18	18	37	+2	
1962	32	17	49	17	14	31	+18	
1963	26	19	45	22	16	38	+7	
1964	28	19	47	21	19	40	+7	
1965	20	13	33	20	21	41	-8	
1966	33	8	41	15	16	31	+10	
1967	31	11	42	19	8	27	+15	
1968	37	12	49	11	16	27	+22	
1969	32	15	47	20	19	39	+8	
1970	31	12	43	16	15	31	+12	
1971	27	7	34	13	13	26	+8	
1972	24	19	43	20	12	32	+11	
1973	21	18	39	13	18	31	+8	
1974	28	16	44	25	13	38	+6	
1975	20	22	42	15	18	33	+9	
1976	23	20	43	17	16	33	+10	
1977	21	23	44	26	21	47	-3	
1978	21	14	35	16	18	34	+1	
1979	23	14	37	18	18	36	+1	
1980	28	15	43	14	16	30	+13	
1981	26	21	47	22	24	46	+1	
1982*	12	10	22	8	4	12	+10	
1983	30	21	51	19	19	38	+13	
1984	30	11	41	22	15	37	+5	
1985	27	14	41	23	11	34	+7	
1986	31	18	49	18	17	35	+14	
1987#	11	17	28	17	24	41	-13	
1988	18	13	31	21	12	33	-2	
1989	15	18	33	23	18	41	-8	
1990	20	25†	45†	5†	14	19	+26†	
1991	15	18	33	14	8†	22	+11	
1992	24	15	39	12	9	21	+18†	
1993	21	17	38	10	18	28	+10	
1994	12	26†	38	14	12	26	+12	
1995	16	17	33	10	11	21	+12†	
1996	17	10	27	14	10	24	+3	
1997	21	13	34	10	10	20	+14	
1998	13	20	33	18	14	32	+1	
1999	25	20	45	15	9	24	+21†	
2000	15	14	29	15	11	26	+3	
2001	13	13	26	24	9	33	-7	
2002	18	13	31	13	2	15	+16	

Bold Denotes Club Record † Denotes NFL Season Leader * Nine Games #15 Games

Note: Chiefs six straight years ('90-'95) with a +10 turnover ratio is an NFL record.

SUPERLATIVES

CAREER LEADERS

GAMES PLAYED

(Includes all players with 100 games played)

Player	Games Played	Player	Games Played
1. Nick Lowery (1980-93)	212	30. Art Still (1978-87)	136
2. Jerrel Wilson (1963-77)	203	Jonathan Hayes (1985-93)	136
3. Jan Stenerud (1967-79)	186	32. Mike Bell (1979-85, '87-91)	135
4. Len Dawson (1962-75)	183	33. Otis Taylor (1965-75)	130
5. Buck Buchanan (1963-75)	182	34. E.J. Holub (1961-70)	127
6. Emmitt Thomas (1966-78)	181	35. Matt Herkenhoff (1976-85)	125
7. Jim Tyrer (1961-73)	180	Stephone Paige (1983-91)	125
8. John Alt (1984-96)	179	Dan Saleaumua (1989-96)	125
9. Jack Rudnay (1970-82)	178	38. Gary Spani (1978-86)	124
10. Ed Budde (1963-76)	177	Kimble Anders (1991-00)	124
11. Tim Grunhard (1990-00)	169	40. Carlos Carson (1980-89)	120
Derrick Thomas (1989-99)	169	41. Charlie Getty (1974-82)	119
13. Bobby Bell (1963-74)	168	42. Fred Arbanas (1962-70)	118
14. Henry Marshall (1976-87)	165	42. Fred Arbanas (1962-70)	118
15. Johnny Robinson (1960-71)	164	44. Bill Maas (1984-92)	116
16. Will Shields (1993-02)	160	45. Jim Kearney (1967-75)	115
17. Kevin Ross (1984-93, '97)	156	Tony Richardson (1995-02)	115
18. Jim Lynch (1967-77)	151	47. Sherrill Headrick (1960-67)	108
19. Dave Hill (1963-74)	150	48. Ed Beckman (1977-84)	107
Albert Lewis (1983-93)	150	Curtis McClinton (1962-69)	107
21. Willie Lanier (1967-77)	149	50. Bill Kenney (1980-88)	106
22. Deron Cherry (1981-91)	148	51. Dale Carter (1992-98)	104
23. Tom Condon (1974-84)	147	Ed Podolak (1969-77)	104
24. Lloyd Burruss (1981-91)	145	53. Leonard Griffin (1986-93)	103
25. Dave Szott (1990-00)	142	54. Chris Burford (1960-67)	103
26. Jerry Mays (1961-70)	140	55. Gary Barbaro (1976-82)	101
27. Rich Baldinger (1983-92)	139	56. Gary Green (1977-83)	100
Dave Lutz (1983-92)	139	Whitney Paul (1976-81, '86)	100
29. Neil Smith (1988-96)	138		

GAMES STARTED

(Includes all players with 100 games started, compiled since 1968)

Player	Games Started	Player	Games Started
1. Jack Rudnay (1970-82)	171	15. Albert Lewis (1983-93)	128
2. Tim Grunhard (1990-00)	164	16. Neil Smith (1988-96)	127
3. Len Dawson (1962-75)	159*	17. Deron Cherry (1981-91)	124
Will Shields (1993-02)	159	18. Dave Lutz (1983-92)	123
5. Derrick Thomas (1989-99)	157	19. Matt Herkenhoff (1976-85)	122
6. John Alt (1984-96)	149	20. Dan Saleaumua (1989-96)	117
7. Emmitt Thomas (1966-78)	148**	21. Jim Kearney (1967-75)	112**
8. Kevin Ross (1984-93, '97)	144	22. Bill Maas (1984-91)	111
9. Willie Lanier (1967-77)	137**	23. Buck Buchanan (1963-75)	109**
Jim Lynch (1967-77)	137**	24. Gary Spani (1978-86)	108
11. Dave Szott (1990-00)	136	25. Charlie Getty (1974-82)	104
12. Henry Marshall (1976-87)	135	26. Lloyd Burruss (1981-91)	103
13. Art Still (1978-81)	133	27. Gary Barbaro (1976-82)	101
14. Tom Condon (1974-84)	130	28. Mike Bell (1979-85, '87-91)	100

* Includes all of Dawson's starts dating back to 1962.

** Does not include starts prior to 1968.

RUSHING

(Includes all players with 1,000 rushing yards)

Player	No.	Yds.	Avg.	TD
1. Christian Okoye (1987-92)	1246	4857	3.9	40
2. Ed Podolak (1969-77)	1157	4451	3.8	34
3. Abner Haynes (1960-64)	792	3837	4.8	39
4. Marcus Allen (1993-97)	932	3698	4.0	44
5. Mike Garrett (1966-70)	736	3246	4.4	23
6. Priest Holmes (2001-02)	640	3170	5.0	29
7. Curtis McClinton (1962-69)	762	3124	4.1	18
8. Herman Heard (1984-89)	651	2694	4.1	13
9. Wendell Hayes (1968-74)	668	2560	3.8	18
10. Greg Hill (1994-97)	588	2436	4.1	6
11. Ted McKnight (1977-81)	528	2344	4.4	22
12. Barry Word (1990-92)	527	2306	4.4	12
13. Kimble Anders (1991-00)	490	2261	4.6	9
14. Tony Reed (1977-80)	513	2184	4.3	8
15. Donnell Bennett (1994-00)	519	1902	3.7	17
16. Robert Holmes (1968-71)	390	1689	4.3	12
17. Joe Delaney (1981-82)	321	1501	4.6	3
18. Woody Green (1974-76)	375	1442	3.8	11
19. Tony Richardson (1995-02)	353	1440	4.1	15
20. Jack Spikes (1960-64)	329	1392	4.2	12
21. Billy Jackson (1981-84)	399	1365	3.4	16
22. Len Dawson (1962-75)	283	1253	4.4	9
23. Bert Coan (1963-68)	273	1249	4.6	15
24. MacArthur Lane (1975-78)	318	1209	3.8	8
25. Mack Lee Hill (1964-65)	230	1203	5.2	6
26. Warren McVea (1969-73)	239	1053	4.4	10
27. James Hadnot (1980-83)	266	1029	3.9	5

RECEPTIONS

(Includes all players with 100 receptions)

Player	No.	Yds.	Avg.	TD
1. Henry Marshall (1976-87)	416	6545	15.7	33
2. Otis Taylor (1965-75)	410	7306	17.8	57
3. Tony Gonzalez (1997-02)	397	4731	11.9	37
4. Chris Burford (1960-67)	391	5525	14.1	55
5. Stephone Paige (1983-91)	377	6341	16.8	49
6. Kimble Anders (1991-00)	369	2829	7.7	9
7. Carlos Carson (1980-89)	351	6360	18.1	33
8. Ed Podolak (1969-77)	288	2456	8.5	6
9. Derrick Alexander (1998-01)	213	3685	17.3	19
10. Fred Arbanas (1962-70)	198	3101	15.7	34
11. Abner Haynes (1960-65)	197	2709	13.8	17
12. Todd McNair (1989-93, '96)	186	1856	10.0	6
13. J. J. Birden (1990-94)	183	2819	15.4	7
14. Willie Davis (1991-95)	172	3014	17.5	20
15. J. T. Smith (1978-84)	167	2273	13.6	8
16. Walter White (1975-79)	163	2396	14.7	16
Frank Jackson (1961-65)	163	2516	15.4	21
18. Curtis McClinton (1960-69)	154	1945	12.6	14
19. Emile Harry (1986-92)	149	1999	13.4	9
20. Marcus Allen (1993-97)	141	1153	8.2	3
21. Mike Garrett (1966-70)	141	1231	8.7	7
22. Tony Reed (1977-80)	138	1382	10.0	2
23. Tony Richardson (1995-02)	137	1036	7.6	8
24. Jonathon Hayes (1985-93)	135	1541	11.4	12
25. Andre Rison (1997-99)	133	1852	13.9	12
26. Herman Heard (1984-89)	132	1125	8.5	3
Priest Holmes (2001-02)	132	1286	9.7	5
27. Keith Cash (1992-96)	111	1046	9.4	9
28. Lake Dawson (1994-97)	103	1406	13.7	10

RECEIVING YARDS

(Includes all players with 1,000 receiving yards)

Player	Yds.	No.	Avg.	TD
1. Otis Taylor (1965-75)	7306	730	17.8	57
2. Henry Marshall (1976-87)	6545	416	15.7	33
3. Carlos Carson (1980-89)	6360	351	18.1	33
4. Stephone Paige (1983-91)	6341	377	16.8	49
5. Chris Burford (1960-67)	5505	391	14.1	55
6. Tony Gonzalez (1997-02)	4731	397	11.9	37
7. Derrick Alexander (1998-01)	3685	213	17.3	19
8. Fred Arbanas (1962-70)	3101	198	15.7	34
9. Willie Davis (1991-95)	3014	172	17.5	20
10. Kimble Anders (1991-00)	2829	369	7.7	9
11. J.J. Birden (1990-94)	2819	183	15.4	7
12. Abner Haynes (1960-65)	2709	197	13.8	17
13. Frank Jackson (1961-65)	2516	163	15.4	21
14. Ed Podolak (1969-77)	2456	288	8.5	6
15. Walter White (1975-79)	2396	163	14.7	16
16. J.T. Smith (1978-84)	2273	167	13.6	8
17. Emile Harry (1986-92)	1999	149	13.4	9
18. Curtis McClinton (1962-69)	1945	154	12.6	14
19. Todd McNair (1989-93, '96)	1856	186	10.0	6
20. Andre Rison (1997-99)	1852	133	13.4	12
21. Larry Brunson (1974-77)	1723	98	17.6	5
22. Jonathan Hayes (1985-93)	1541	135	11.4	12
23. Frank Pitts (1965-70)	1450	78	18.6	11
24. Lake Dawson (1994-97)	1406	103	13.7	10
25. Tony Reed (1977-80)	1382	138	10.0	2
26. Gloster Richardson (1967-70)	1358	62	21.9	12
27. Priest Holmes (2001-02)	1286	132	9.7	5
28. Mike Garrett (1966-70)	1231	141	8.7	7
29. Johnny Robinson (1960-71)	1228	77	15.9	9
Eddie Kennison (2001-02)	1228	69	17.8	2
31. MacArthur Lane (1975-78)	1207	130	9.3	1
32. Tim Barnett (1991-93)	1188	82	14.5	10
33. Kevin Lockett (1997-00)	1164	87	13.4	4
34. Marcus Allen (1993-97)	1153	141	8.2	3
35. Herman Heard (1984-89)	1125	132	8.5	3
36. Robb Thomas (1989-91)	1098	92	11.9	7
37. Elmo Wright (1971-74)	1070	66	16.2	6
38. Keith Cash (1992-96)	1046	111	9.4	9
39. Tony Richardson (1995-02)	1036	137	7.6	8

PASSING

(Includes all players with 4,000 passing yards)

Player	Att.	Comp.	Yds.	Pct.	TD	INT
1. Len Dawson (1962-75)	3696	2115	28507	.572	237	178
2. Bill Kenney (1979-88)	2430	1330	17277	.547	105	86
3. Steve DeBerg (1988-91)	1616	934	11873	.578	67	50
4. Mike Livingston (1968-79)	1751	912	11295	.521	56	83
5. Elvis Grbac (1997-00)	1548	897	10643	.579	66	47
6. Trent Green (2001-02)	993	583	7473	.587	43	37
7. Steve Bono (1994-96)	1075	594	6489	.553	37	27
8. Joe Montana (1993-94)	737	480	5427	.651	29	16
9. Steve Fuller (1979-82)	817	465	5333	.569	22	32
10. Cotton Davidson (1960-61)	709	330	4919	.465	32	39
11. Todd Blackledge (1983-87)	742	364	4510	.491	26	32
12. Dave Krieg (1992-93)	602	335	4353	.556	22	15

SCORING

(Includes all players with 100 total points)

Player	TD	FG	PAT	TP
1. Nick Lowery (1980-93)	0	329	479	1466
2. Jan Stenerud (1967-79)	0	279	394	1231
3. Pete Stoyanovich (1996-00)	0	93	163	442
4. Otis Taylor (1965-75)	60	0	0	360
5. Abner Haynes (1960-64)	58	0	0	348
6. Chris Burford (1960-67)	55	0	0	*332
7. Stephone Paige (1983-91)	49	0	0	294
8. Tommy Brooker (1962-66)	3	41	149	290
9. Marcus Allen (1993-97)	47	0	0	282
10. Ed Podolak (1969-77)	40	0	0	240
Christian Okoye (1987-92)	40	0	0	240
12. Tony Gonzalez (1997-02)	37	0	0	*226
13. Jack Spikes (1960-64)	14	19	69	*212
14. Lin Elliott (1994-95)	0	49	64	211
15. Henry Marshall (1976-86)	35	0	0	210
16. Fred Arbanas (1962-70)	34	0	0	204
Priest Holmes (2001-02)	34	0	0	204
18. Carlos Carson (1980-89)	33	0	0	198
19. Curtis McClinton (1962-69)	32	0	0	*196
20. Mike Garrett (1966-70)	32	0	0	192
21. Todd Peterson (2000-01)	0	42	52	178
22. Frank Jackson (1961-65)	28	0	0	168
23. Wendell Hayes (1968-74)	23	0	0	138
Ted McKnight (1977-81)	23	0	0	138
Tony Richardson (1995-02)	23	0	0	138
26. Willie Davis (1991-95)	20	0	0	*122
27. Derrick Alexander (1998-01)	20	0	0	120
28. Morten Andersen (2002)	0	22	51	117
29. Bert Coan (1963-68)	19	0	0	114
30. Kimble Anders (1991-00)	18	0	0	108
Billy Jackson (1981-84)	18	0	0	108
Johnny Robinson (1960-71)	18	0	0	108

*Includes two-point conversion

TOUCHDOWNS

(Includes all players with 20 total touchdowns)

Player	Rec.	Rush.	Return	Total
1. Otis Taylor (1965-75)	57	3	0	60
2. Abner Haynes (1960-64)	17	39	2	58
3. Chris Burford (1960-67)	55	0	0	55
4. Stephone Paige (1983-91)	49	0	0	49
5. Marcus Allen (1993-97)	3	44	0	47
6. Ed Podolak (1969-77)	6	34	0	40
Christian Okoye (1987-92)	0	40	0	40
8. Tony Gonzalez (1997-02)	37	0	0	37
9. Henry Marshall (1976-86)	33	2	0	35
10. Fred Arbanas (1962-70)	34	0	0	34
Priest Holmes (2001-02)	5	29	0	34
12. Carlos Carson (1980-89)	33	0	0	33
13. Curtis McClinton (1962-69)	14	18	0	32
Mike Garrett (1966-70)	7	24	1	32
15. Frank Jackson (1961-65)	21	7	0	28
16. Wendell Hayes (1968-74)	5	18	0	23
Ted McKnight (1977-81)	1	22	0	23
Tony Richardson (1995-02)	8	15	0	23
19. Willie Davis (1991-95)	20	0	0	20
Derrick Alexander (1998-01)	19	1	0	20

INTERCEPTIONS

(Includes all players with 15 interceptions)

Player	No.	Yds.	Avg.	TD
1. Emmitt Thomas (1966-78)	58	938	16.2	5
2. Johnny Robinson (1960-71)	57	741	13.0	1
3. Deron Cherry (1981-91)	50	688	13.8	1
4. Gary Barbaro (1976-82)	39	771	19.8	3
5. Albert Lewis (1983-93)	38	329	8.7	0
6. Bobby Hunt (1962-67)	37	674	18.2	2
7. Kevin Ross (1984-93, 97)	30	561	18.7	2
8. Willie Lanier (1967-77)	27	440	16.3	2
9. Bobby Bell (1963-74)	26	479	18.4	6
10. Gary Green (1977-83)	24	330	13.8	1
11. Jim Kearney (1967-75)	23	462	20.0	5
12. Lloyd Burruss (1981-91)	22	509	23.1	4
13. James Hasty (1995-00)	21	304	14.5	1
Dale Carter (1992-98)	21	183	18.7	1
15. Mike Sensibaugh (1971-75)	20	331	16.6	0
Duane Wood (1960-64)	20	247	13.4	1
17. Dave Grayson (1961-64)	19	309	16.3	1
18. Jim Lynch (1967-77)	17	191	11.2	1
Eric Harris (1980-82)	17	229	13.5	1
20. Willie Mitchell (1964-70)	16	302	18.9	3

SACKS

(Includes all players with 20.0 sacks)

1. 126.5 Derrick Thomas	1989-99	7. 30.5 Eric Hicks	1998-02
2. 86.0 Neil Smith	1988-96	8. 29.0 Dan Saleaumua	1989-86
3. 73.0 Art Still	1978-87	9. 24.0 Whitney Paul	1976-81, 1986
4. 51.0 Mike Bell	1979-85, '87-91	10. 23.5 Joe Phillips	1992-97
5. 40.0 Bill Maas	1984-92	11. 23.0 Dan Williams	1997, '99-01
6. 35.0 Wilbur Young	1973-77	12. 20.5 John Browning	1996-02

Note: Sacks became recognized as an official statistic in 1982. The Chiefs began recording sacks in 1973.

TACKLES

(Includes all players with 500 tackles)

1. 999 Gary Spani	1978-86	6. 728 Derrick Thomas	1989-99	11. 555 Albert Lewis	1983-93
2. 992 Art Still	1978-87	7. 628 Lloyd Burruss	1981-91	12. 546 Neil Smith	1988-96
3. 927 Deron Cherry	1981-91	8. 625 Dino Hackett	1986-92	13. 537 Marcus Patton	1999-02
4. 827 Kevin Ross	1984-93, '97	9. 595 Tracy Simien	1991-97	14. 531 Dan Saleaumua	1989-96
5. 742 Donnie Edwards	1996-01	10. 562 Jerome Woods	1996-02	15. 506 Thomas Howard	1977-83

Note: The Chiefs began recording tackle totals in 1977.

PUNTING

(Based on Avg.; minimum 200 punts)

Player	No.	Yds.	Avg.
1. Jerrel Wilson (1963-77)	1018	44218	43.4
2. Louie Aguiar (1994-98)	421	17930	42.6
3. Jim Arnold (1983-85)	284	11934	42.0
4. Bryan Barker (1990-93)	272	11267	41.4
5. Bob Grupp (1979-81)	214	8756	40.9

PUNT RETURNING

(Based on Avg.; minimum 50 returns)

Player	No.	Yds.	Avg.	TD
1. Noland Smith (1967-69)	53	589	11.1	1
2. Abner Haynes (1960-64)	54	587	10.9	0
3. Tamarick Vanover (1995-99)	181	1930	10.7	4
4. J.T. Smith (1979-84)	220	2322	10.6	4
5. Willie Mitchell (1964-71)	56	564	10.1	1

KICKOFF RETURNING

(Based on Avg.; minimum 50 returns)

Player	No.	Yds.	Avg.	TD
1. Noland Smith (1967-69)	68	1822	26.8	0
2. Dave Grayson (1961-64)	84	2231	26.6	1
3. Abner Haynes (1960-64)	52	1309	25.2	1
4. Tamarick Vanover (1995-99)	212	5099	24.1	4
5. Dante Hall (2000-02)	117	2681	22.9	1

LONGEST PLAYS

RUSHING

Player (Opponent, Date)	Yards
1. Ted McKnight (at Seattle, 9/30/79)	84 (TD)
2. Joe Delaney (vs. Denver, 10/18/81)	82 (TD)
Derrick Alexander (vs. San Diego, 10/31/99)	82 (TD)
4. Abner Hayes (at N.Y. Jets, 11/29/64)	80 (TD)
Warren McVea (vs. Cincinnati, 10/26/69)	80 (TD)
6. Mike Garrett (vs. Houston, 10/30/66)	77 (TD)
7. Robert Holmes (at Miami, 9/28/68)	76 (TD)
Steve Bono (at Arizona, 10/1/95)	76 (TD)
9. Jack Spikes (vs. San Diego, 9/10/61)	74 (TD)
10. Abner Haynes (vs. Buffalo, 9/30/62)	71 (TD)
Ted McKnight (Baltimore, 9/2/79)	70 (TD)

PASS PLAYS

Player (Opponent, Date)	Yards
1. Trent Green - Marc Boerigter (vs. San Diego, 12/22/02)	99 (TD)
2. *Mike Livingston - Otis Taylor (vs. Miami, 10/19/69)	93 (TD)
3. Len Dawson - Tommy Brooker (at Denver, 11/18/62)	92 (TD)
4. Len Dawson - Gloster Richardson (at Oakland, 11/3/68)	90 (TD)
Len Dawson - Frank Pitts (vs. Boston, 11/17/68)	90 (TD)
Steve DeBerg - J.J. Birden (vs. San Diego, 11/18/90)	90 (TD)
7. Len Dawson - Otis Taylor (vs. Miami, 11/13/66)	89 (TD)
8. Steve DeBerg - Stephone Paige (at New England, 12/2/90)	86 (TD)
9. Elvis Grbac - Derrick Alexander (at Chicago, 9/12/99)	86 (TD)
10. Len Dawson - Larry Brunson (vs. San Diego, 11/10/74)	84 (TD)
11. Bill Kenney - Stephone Paige (vs. San Diego, 12/22/85)	84 (TD)
12. Steve DeBerg - Stephone Paige (at Denver, 9/17/90)	83 (TD)
13. Len Dawson - Frank Jackson (vs. N.Y. Jets, 12/22/63)	82 (TD)
14. Len Dawson - Otis Taylor (vs. Pittsburgh, 10/18/71)	82
15. Len Dawson - Frank Jackson (at Denver, 9/7/63)	81 (TD)
16. Bill Kenney - Carlos Carson (vs. Seattle, 12/27/87)	81 (TD)
17. Elvis Grbac - Derrick Alexander (vs. San Diego, 10/31/99)	81 (TD)
18. Elvis Grbac - Derrick Alexander (at New England, 12/4/00)	81 (TD)
19. Steve DeBerg - Carlos Carson (at N.Y. Jets, 10/2/88)	80 (TD)
20. Rich Gannon - Andre Rison (vs. Seattle, 10/4/98)	80 (TD)

*Taylor accounted for 79 yards; then lateraled to Robert Holmes for 14 yards.

INTERCEPTION RETURNS

Player (Opponent, Date)	Yards
1. Gary Barbaro (vs. Seattle, 12/11/77)	102 (TD)
2. Tim Collier (at Oakland, 12/18/77)	100 (TD)
3. Dave Grayson (vs. N.Y. Titans, 12/17/61)	99 (TD)
Kevin Ross (at San Diego, 9/6/92)	99 (TD)
5. Mark McMillian (at San Diego, 12/14/97)	87 (TD)
6. Lloyd Burruss (L.A. Raiders, 10/28/91)	83
7. David Webster (vs. Oakland, 10/9/60)	80 (TD)
8. Mark Collins (at L.A. Raiders, 12/24/94)	78 (TD)
9. Fred Williamson (at N.Y. Jets, 12/10/67)	77 (TD)
10. Willie Lanier (at San Diego, 12/8/68)	75 (TD)

FUMBLE RETURNS

(Includes TD Returns Only)

Player (Opponent, Date)	Yards
1. Chris Martin (vs. Miami, 10/31/91)	101 (TD)
2. Gary Spani (at Oakland, 10/25/81)	91 (TD)
3. Derrick Thomas (at Seattle, 12/5/93)	86 (TD)
4. James Hasty (vs. Oakland, 9/8/96)	80 (TD)
5. Donnie Edwards (at Chicago, 9/12/99)	79 (TD)
6. Thomas Howard (at Pittsburgh, 9/6/81)	65 (TD)
7. Jerry Mays (vs. N.Y. Jets, 12/22/63)	58 (TD)
8. Whitney Paul (vs. Denver, 10/18/81)	47 (TD)
9. Johnny Robinson (at Baltimore, 9/28/70)	46 (TD)
10. Derrick Thomas (at Oakland, 12/26/98)	44 (TD)
Eric Hicks (vs. Minnesota, 12/12/99)	44 (TD)

PUNT RETURNS

Player (Opponent, Date)	Yards
1. Dante Hall (vs. Arizona, 12/1/02)	90 (TD)
2. J.T. Smith (vs. Oakland, 9/23/79)	88 (TD)
3. Dale Carter (at Seattle, 11/22/92)	86 (TD)
Tamarick Vanover (vs. San Diego, 10/9/95)	86 (TD)
Dante Hall (vs. St. Louis, 12/8/02)	86 (TD)
6. #Jitter Fields (vs. Denver, 10/18/87)	85 (TD)
7. Tamarick Vanover (vs. Oakland, 1/2/00)	84 (TD)
8. Tamarick Vanover (vs. Buffalo, 9/14/97)	82 (TD)
9. Noland Smith (vs. N.Y. Jets, 9/15/68)	80 (TD)
Tamarick Vanover (at Denver, 12/5/99)	80 (TD)
11. Mike Garrett (at Buffalo, 9/11/66)	79 (TD)
12. Goldie Sellers (vs. Boston, 11/17/68)	76 (TD)
# Replacement game (1987 NFLPA Strike)	

KICKOFF RETURNS

Player (Opponent, Date)	Yards
1. Noland Smith (at Denver, 12/17/67)	106 (TD)
2. Dave Grayson (at Denver, 9/7/63)	99 (TD)
Tamarick Vanover (at Seattle, 9/3/85)	99 (TD)
4. Boyce Green (at Pittsburgh, 12/21/86)	97 (TD)
Tamarick Vanover (at Denver, 10/27/96)	97 (TD)
6. Paul Palmer (vs. San Diego, 9/13/87)	95 (TD)
7. Tamarick Vanover (vs. New Orleans, 12/21/97)	94 (TD)
8. Paul Palmer (vs. Seattle, 12/27/87)	92 (TD)
9. Jon Vaughn (at Miami, 12/12/94)	91 (TD)
10. Tamarick Vanover (vs. Seattle, 12/24/95)	89 (TD)

PUNTS

Player (Opponent, Date)	Yards
1. Dan Stryzinski (vs. Oakland, 9/9/01)76
2. Bob Grupp (vs. San Diego, 11/4/79)74
3. Jerrel Wilson (at San Diego, 9/29/63)72
4. Jerrel Wilson (at Denver, 10/11/64)70
Jerrel Wilson (vs. Buffalo, 10/18/64)70
Jerrel Wilson (vs. Houston, 11/28/68)70
7. Jerrel Wilson (at Oakland, 9/27/64)69
Jerrel Wilson (vs. Buffalo, 10/2/66)69
Jerrel Wilson (at Denver, 10/1/72)69
10. Jerrel Wilson (five times)68
Todd Sauerbrun (vs. San Diego, 9/17/00)68

FIELD GOALS

(Includes All FGs of 50+ Yards)

Player (Opponent, Date)	Yards	Player (Opponent, Date)	Yards
1. Nick Lowery (at Washington, 9/18/83)	58	Nick Lowery (at Detroit, 11/26/87)	52
2. Nick Lowery (vs. L.A. Raiders, 9/12/85)	58	Nick Lowery (at Houston, 9/20/92)	52
3. Nick Lowery (vs. Seattle, 9/14/80)	57	Eddie Murray (vs. Pittsburgh, 10/25/92)	52
4. Jan Stenerud (at Denver, 10/4/70)	55	Nick Lowery (vs. Denver, 9/20/93)	52
5. Jan Stenerud (at Houston, 9/9/67)	54	Pete Stoyanovich (at St. Louis, 10/26/97)	52
Jan Stenerud (at Denver, 10/5/69)	54	27. Ben Agajanian (vs. Buffalo, 11/12/61)	51
Jan Stenerud (at San Francisco, 12/6/71)	54	Jan Stenerud (at Dallas, 11/10/75)	51
Nick Lowery (vs. L.A. Raiders, 11/6/83)	54	Nick Lowery (at Houston, 10/9/88)	51
Nick Lowery (at Detroit, 11/26/87)	54	Nick Lowery (at N.Y. Giants, 12/11/88)	51
Pete Stoyanovich (vs. Denver, 11/16/97)	54	Pete Stoyanovich (vs. Detroit, 9/26/99)	51
11. Pete Stoyanovich (at Seattle, 11/8/98)	53	Todd Peterson (vs. Denver, 12/16/01)	51
12. Jan Stenerud (at Miami, 9/28/68)	52	33. Mike Mercer (vs. San Diego, 11/15/64)	50
Jan Stenerud (vs. Cincinnati, 10/13/68)	52	Jan Stenerud (vs. Oakland, 11/23/67)	50
Jan Stenerud (vs. Buffalo, 12/7/69)	52	Jan Stenerud (at San Diego, 10/29/72)	50
Jan Stenerud (at Washington, 10/10/76)	52	Jan Stenerud (vs. Oakland, 12/8/74)	50
Nick Lowery (vs. Detroit, 10/26/80)	52	Nick Lowery (vs. Seattle, 9/14/80)	50
Nick Lowery (vs. Oakland, 10/11/81)	52	Nick Lowery (at Pittsburgh, 12/14/80)	50
Nick Lowery (at Cincinnati, 9/9/84)	52	Nick Lowery (vs. Denver, 9/18/88)	50
Nick Lowery (at N.Y. Giants, 11/25/84)	52	Nick Lowery (at Pittsburgh, 10/29/89)	50
Nick Lowery (at New Orleans, 9/8/85)	52	Pete Stoyanovich (at San Diego, 11/22/98)	50
Nick Lowery (at New Orleans, 9/8/85)	52	Morten Andersen (vs. Miami, 9/29/02)	50

BIG YARDAGE DAYS

RUSHING

(Includes all players with 150 rushing yards)

Player (Opponent, Date)

1. Barry Word (vs. Detroit, 10/14/90)	200
2. Priest Holmes (at Seattle, 11/24/02)	197
3. Joe Delaney (vs. Houston, 11/15/81)	193
4. Mike Garrett (vs. N.Y. Jets, 11/5/67)	192
5. Priest Holmes (at San Diego, 11/4/01)	181
6. Priest Holmes (at New England 9/22/02)	180
7. Christian Okoye (vs. Dallas, 10/22/89)	170
8. Mike Garrett (at Denver, 12/17/67)	169
9. Priest Holmes (at Oakland, 12/9/01)	168
10. Abner Hayes (vs. Buffalo, 9/30/62)	164
11. Mike Garrett (at San Diego, 12/18/66)	161
Priest Holmes (at Denver, 12/15/02)	161
13. Abner Hayes (vs. Oakland 11/26/61)	158
Robert Holmes (at Cincinnati, 11/10/68)	158
15. Abner Hayes (at N.Y. Titans, 11/24/60)	157
16. Abner Hayes (at Houston, 11/22/64)	156
Christian Okoye (at Seattle, 11/1/89)	156
Tony Richardson (vs. Denver, 12/17/00)	156
19. Priest Holmes (at N.Y. Jets, 10/6/02)	152



Barry Word



Priest Holmes



Joe Delaney

PASSING

(Includes all players with 350 passing yards)

Player (Opponent, Date)

1. Elvis Grbac (at Oakland 11/5/00)	504
2. Len Dawson (vs. Denver, 11/1/64)	435
3. Bill Kenney (at San Diego, 12/11/83)	411
4. Bill Kenney (at New Orleans, 9/8/85)	397
5. Steve DeBerg (at Denver, 9/17/90)	395
6. Joe Montana (at Denver, 10/17/94)	393
7. Mike Livingston (vs. Miami, 10/19/69)	381
8. Bill Kenney (at Denver, 10/30/83)	365
9. Len Dawson (at San Diego, 10/15/67)	364
10. Joe Montana (at Atlanta, 9/18/94)	361



Elvis Grbac



Len Dawson



Bill Kenney

RECEIVING

(Includes all players with 150 receiving yards)

Player (Opponent, Date)

1. Stephone Paige – 8 rec. (vs. San Diego, 12/22/85)	309
2. Curtis McClinton – 5 rec. (vs. Denver, 12/19/65)	213
3. Stephone Paige – 10 rec. (at Denver, 9/17/90)	206
4. Carlos Carson – 9 rec. (at San Diego, 10/25/87)	197
5. Otis Taylor – 6 rec. (vs. Pittsburgh, 10/18/71)	190
6. J.J. Birden – 8 rec. (at Raiders, 12/22/91)	188
7. Otis Taylor – 5 rec. (vs. Houston, 10/30/66)	187
8. Larry Brunson – 8 rec. (vs. San Diego, 11/10/74)	184
9. Herry Marshall – 9 rec. (at Baltimore, 12/21/80)	176
10. Frank Jackson – 10 (at New York Jets, 11/29/64)	175
11. Carlos Carson – 8 rec. (at New Orleans, 9/8/85)	173
Derrick Alexander – 5 rec. (at San Diego, 11/22/98)	173
13. Chris Burford – 10 rec. (at Boston, 10/12/62)	171
14. Willie Davis – 5 rec. (vs. Philadelphia, 10/11/92)	167
15. Henry Marshall – 8 rec. (vs. Seattle, 12/9/84)	166
16. Carlos Carson – 7 rec. (at San Diego, 12/11/84)	165
Carlos Carson – 7 rec. (vs. San Diego, 10/14/84)	165
18. Stephone Paige – 7 rec. (at Pittsburgh, 10/9/89)	163
19. Carlos Carson – 5 rec. (at N.Y. Jets, 10/2/88)	162
Andre Rison – 8 rec. (at Oakland, 9/8/97)	162
21. Emile Harry – 11 rec. (at Cleveland, 11/24/91)	159
22. Chris Burford – 10 rec. (at Boston, 9/25/66)	155
Willie Davis – 6 rec. (at Seattle, 9/3/95)	155
24. Derrick Alexander – 6 rec. (at Chicago, 9/12/99)	154
25. Carlos Carson – 5 rec. (at N.Y. Giants, 11/25/84)	153
Derrick Alexander – 5 rec. (vs. Seattle, 10/2/00)	153



Stephone Paige



Carlos Carson



J.J. Birden

THE TURNOVER TABLE



Over the past 13 seasons ('90-02), no NFL team has a better turnover ratio than Kansas City. The Chiefs are 65 turnovers better than second-place Pittsburgh in that category. Kansas City also leads the league in total take-aways and fewest turnovers committed over that same 13-year span.



BEST TURNOVER RATIO
1990-02

1. Chiefs	+140
2. Steelers	+75
3. 49ers	+71
4. Giants	+66
5. Jets	+47

MOST TAKES
1990-02

1. Chiefs	451
2. Steelers	448
3. Eagles	445
4. Jets	427
5. Saints	425

FEWEST GIVES
1990-02

1. Chiefs	311
2. Giants	319
3. 49ers	326
4. Cowboys	347
5. Broncos	370

THE LAST TIME

(Regular Season Games)

PUNT RETURN FOR TOUCHDOWN

By K.C.	Dante Hall	86 yds. vs. St. Louis	12/8/02
By Opp.	Tim Brown	88 yds. at Oakland	12/9/01

KICKOFF RETURN FOR TOUCHDOWN

By K.C.	Dante Hall	88 yds. vs. St. Louis	12/8/02
By Opp.	Dominic Rhodes – Indianapolis	88 yds. at Kansas City	10/25/01

INTERCEPTION RETURN FOR TOUCHDOWN

By K.C.	Eric Warfield	51 yds. vs. Oakland	9/9/01
By Opp.	Chad Scott – Pittsburgh	61 yds. at Kansas City	10/14/01

FUMBLE RETURN FOR TOUCHDOWN

By K.C.	Duane Clemons	42 yds. vs. St. Louis	12/8/02
By Opp.	Jason Suttle – Denver	0 yds. at Kansas City	12/17/00

TWO-SACK GAME

By K.C.	John Browning	vs. St. Louis	12/8/02
By Opp.	Rod Coleman – Oakland	at Kansas City	10/27/02

THREE-SACK GAME

By K.C.	Eric Hicks	vs. Seattle	10/2/00
By Opp.	Leslie O'Neal	at St. Louis	12/26/97

TWO-INTERCEPTION GAME

By K.C.	Ray Crockett	vs. Arizona	12/1/02
By Opp.	Marlon McCree – Jacksonville	at Kansas City	9/15/02

SHUTOUT

By K.C.	Kansas City 49, Arizona 0	at Kansas City	12/1/02
By Opp.	Oakland 24, Kansas City 0	at Oakland	12/28/02

SAFETY

By K.C.	Team (punt blocked out of end zone)	vs. Pittsburgh	10/14/01
By Opp.	Team (D. Stryzinski ran out of end zone)	at Jacksonville	12/30/01

MADE TWO-POINT CONVERSION

By K.C.	Trent Green run	at Seattle	11/24/02
By Opp.	Matt Hasselbeck run	at Seattle	11/24/02

FAILED TWO-POINT CONVERSION

By K.C.	Trent Green pass	at N.Y. Jets	10/6/02
By Opp.	Drew Brees pass – San Diego	at Kansas City	12/22/02

THREE RUSHING TOUCHDOWNS

By K.C.	Priest Holmes (1, 4, 1)	vs. Denver	10/20/02
By Opp.	Clinton Portis (51, 3, 1)	at Denver	12/15/02

THREE TOUCHDOWN PASSES

By K.C.	Trent Green (44, 19, 3)	at San Diego	10/13/02
By Opp.	Tom Brady (23, 9, 18, 38)	at New England	9/22/02

FOUR TOUCHDOWN PASSES

By K.C.	Trent Green (9, 8, 42, 6, 3)	vs. Miami	9/29/02
By Opp.	Tom Brady (23, 9, 18, 38)	at New England	9/22/02

TWO RECEIVING TOUCHDOWNS

By K.C.	Marc Boerigter (8, 99)	vs. San Diego	12/22/02
By Opp.	Shannon Sharpe (82, 28) – Denver	at Kansas City	10/20/02

THREE RECEIVING TOUCHDOWNS

By K.C.	Tony Gonzalez (9, 42, 6)	vs. Miami	9/29/02
By Opp.	Marvin Harrison (3, 37, 5) – Indianapolis	at Kansas City	12/15/96

100 YARDS RUSHING

By K.C.	Priest Holmes	161 yds. on 18 carries at Denver	12/15/02
By Opp.	Charlie Garner	135 yds. on 29 carries at Oakland	12/28/02

100 YARDS RECEIVING

By K.C.	Marc Boerigter	144 yds. on 5 recs. vs. San Diego	12/22/02
By Opp.	Koren Robinson	168 yds. on 8 recs. at Seattle	11/24/02

300 YARDS PASSING

By K.C.	Trent Green	337 yds. (23 of 36) vs. San Diego	12/22/02
By Opp.	Matt Hasselbeck	362 yds (25 of 36) at Seattle	11/24/02

400 YARDS PASSING

By K.C.	Elvis Grbac	504 yds. (39 of 51) at Oakland	11/5/00
By Opp.	Tom Brady	410 yds (39 of 54) at New England	9/22/02

100-YARD RUSHER AND 300-YARD PASSER

By K.C.	Priest Holmes (161) and Trent Green (310) at Denver	12/15/02
By Opp.	Shaun Alexander (145) and Matt Hasslebeck (362) at Seattle	11/24/02

100-YARD RECEIVER AND 300-YARD PASSER

By K.C.	Marc Boerigter (144) and Trent Green (337) vs. San Diego	12/22/02
By Opp.	Koren Robinson (168) and Matt Hasslebeck (362) at Seattle	11/24/02

100-YARD RUSHER, 300-YARD PASSER, 100-YARD RECIEVER

By K.C.	Priest Holmes (161), Trent Green (310), Dante Hall (143) at Denver	12/15/02
By Opp.	Alexander (145), Hasselbeck (362), Robinson (168) at Seattle	11/24/02

TWO 100-YARD RECEIVERS

By K.C.	Derrick Alexander (116) and Tony Gonzalez (147) at New England	12/4/00
By Opp.	Troy Brown (176) and David Patten (108) at New England	9/22/02

PUNT BLOCKED

By K.C.	Monty Beisel vs. Denver (Tom Rouen punter)	10/20/02
By Opp.	Keith Burns – Denver, at Kansas City (Dan Stryzinski punter)	10/20/02

BLOCKED PUNT RETURNED FOR A TOUCHDOWN

By K.C.	Mike Cloud vs. St. Louis (John Baker punter)	10/22/00
By Opp.	Kenny Shedd – Oakland, at Kansas City (Daniel Pope punter)	1/2/00

FIELD GOAL BLOCKED

By K.C.	Derrick Ransom vs. Oakland (Sebastian Janikowski, 44 yds.)	10/27/02
By Opp.	Pat Williams – Buffalo, at Kansas City (Todd Peterson, 35 yds.)	11/19/00

BLOCKED FIELD GOAL RETURNED FOR A TOUCHDOWN

By K.C.	Kevin Ross at Cincinnati (Jim Breech, 28 yds.)	12/6/87
By Opp.	Has Never Happened	

MISSED PAT

By K.C.	Todd Peterson at San Diego (blocked by John Parrella)	11/4/01
By Opp.	Kevin Butler – Chicago, at Kansas City (blocked by Dale Carter)	11/21/93

50 POINTS

By K.C.	Kansas City 54, St. Louis 34	at Kansas City	10/22/00
By Opp.	Seattle 51, Kansas City 48 (OT)	at Seattle	11/27/83

40 POINTS

By K.C.	Kansas City 49, St. Louis 10	at Kansas City	12/8/02
By Opp.	New England 41, Kansas City 38 (OT)	at New England	9/22/02

OVERTIME WIN: (CHIEFS 9-11-2 IN OT)

By K.C.	Kansas City 26, Denver 23	at Kansas City	12/16/01
By Opp.	Denver 37, Kansas City 34	at Kansas City	10/20/02
Tie	Kansas City 10, Cleveland 10	at Cleveland	11/19/89

2003 NFL SCHEDULE

(All Times Central)

WEEK 1

THURSDAY, SEPTEMBER 4
N.Y. JETS AT WASHINGTON 8:00

SUNDAY, SEPTEMBER 7
ARIZONA AT DETROIT 12:00
BALTIMORE AT PITTSBURGH 12:00
DENVER AT CINCINNATI 12:00
HOUSTON AT MIAMI 12:00
INDIANAPOLIS AT CLEVELAND 12:00
JACKSONVILLE AT CAROLINA 12:00
MINNESOTA AT GREEN BAY 12:00
NEW ENGLAND AT BUFFALO 12:00
ST. LOUIS AT N.Y. GIANTS 12:00
SAN DIEGO AT KANSAS CITY 12:00
ATLANTA AT DALLAS 3:15
CHICAGO AT SAN FRANCISCO 3:15
NEW ORLEANS AT SEATTLE 3:15
OAKLAND AT TENNESSEE 7:30

MONDAY, SEPTEMBER 8
TAMPA BAY AT PHILADELPHIA 8:00

WEEK 2

SUNDAY, SEPTEMBER 14
BUFFALO AT JACKSONVILLE 12:00
CLEVELAND AT BALTIMORE 12:00
DETROIT AT GREEN BAY 12:00
HOUSTON AT NEW ORLEANS 12:00
MIAMI AT N.Y. JETS 12:00
PITTSBURGH AT KANSAS CITY 12:00
SAN FRANCISCO AT ST. LOUIS 12:00
TENNESSEE AT INDIANAPOLIS 12:00
WASHINGTON AT ATLANTA 12:00
CAROLINA AT TAMPA BAY 3:05
SEATTLE AT ARIZONA 3:05
CINCINNATI AT OAKLAND 3:15
DENVER AT SAN DIEGO 3:15
NEW ENGLAND AT PHILADELPHIA 3:15
CHICAGO AT MINNESOTA 7:30

MONDAY, SEPTEMBER 15
DALLAS AT N.Y. GIANTS 8:00

WEEK 3

SUNDAY, SEPTEMBER 21
(OPEN DATES: CAROLINA, CHICAGO, DALLAS, PHILADELPHIA)
JACKSONVILLE AT INDIANAPOLIS 12:00
KANSAS CITY AT HOUSTON 12:00
MINNESOTA AT DETROIT 12:00
NEW ORLEANS AT TENNESSEE 12:00
N.Y. JETS AT NEW ENGLAND 12:00
PITTSBURGH AT CINCINNATI 12:00
TAMPA BAY AT ATLANTA 12:00
GREEN BAY AT ARIZONA 3:05
N.Y. GIANTS AT WASHINGTON 3:05
ST. LOUIS AT SEATTLE 3:05
BALTIMORE AT SAN DIEGO 3:15
CLEVELAND AT SAN FRANCISCO 3:15
BUFFALO AT MIAMI 7:30

MONDAY, SEPTEMBER 22
OAKLAND AT DENVER 8:00

WEEK 4

SUNDAY, SEPTEMBER 28
(OPEN DATES: MIAMI, N.Y. GIANTS, SEATTLE, TAMPA BAY)
ARIZONA AT ST. LOUIS 12:00
ATLANTA AT CAROLINA 12:00
CINCINNATI AT CLEVELAND 12:00
JACKSONVILLE AT HOUSTON 12:00
KANSAS CITY AT BALTIMORE 12:00
NEW ENGLAND AT WASHINGTON 12:00
PHILADELPHIA AT BUFFALO 12:00
SAN FRANCISCO AT MINNESOTA 12:00
TENNESSEE AT PITTSBURGH 12:00
SAN DIEGO AT OAKLAND 3:05
DALLAS AT N.Y. JETS 3:15
DETROIT AT DENVER 3:15
INDIANAPOLIS AT NEW ORLEANS 7:30

MONDAY, SEPTEMBER 29
GREEN BAY AT CHICAGO 8:00

WEEK 5

SUNDAY, OCTOBER 5
(OPEN DATES: BALTIMORE, HOUSTON, N.Y. JETS, ST. LOUIS)
ARIZONA AT DALLAS 12:00
CINCINNATI AT BUFFALO 12:00
DENVER AT KANSAS CITY 12:00
MIAMI AT N.Y. GIANTS 12:00
MINNESOTA AT ATLANTA 12:00
NEW ORLEANS AT CAROLINA 12:00
OAKLAND AT CHICAGO 12:00
SEATTLE AT GREEN BAY 12:00
TENNESSEE AT NEW ENGLAND 12:00
SAN DIEGO AT JACKSONVILLE 3:05
DETROIT AT SAN FRANCISCO 3:15
WASHINGTON AT PHILADELPHIA 3:15
CLEVELAND AT PITTSBURGH 7:30

MONDAY, OCTOBER 6
INDIANAPOLIS AT TAMPA BAY 8:00

WEEK 6

SUNDAY, OCTOBER 12
(OPEN DATES: CINCINNATI, DETROIT, MINNESOTA, SAN DIEGO)
CAROLINA AT INDIANAPOLIS 12:00
CHICAGO AT NEW ORLEANS 12:00
HOUSTON AT TENNESSEE 12:00
KANSAS CITY AT GREEN BAY 12:00
MIAMI AT JACKSONVILLE 12:00
N.Y. GIANTS AT NEW ENGLAND 12:00
OAKLAND AT CLEVELAND 12:00
PHILADELPHIA AT DALLAS 12:00
TAMPA BAY AT WASHINGTON 12:00
BALTIMORE AT ARIZONA 3:15
BUFFALO AT N.Y. JETS 3:15
PITTSBURGH AT DENVER 3:15
SAN FRANCISCO AT SEATTLE 7:30

MONDAY, OCTOBER 13
ATLANTA AT ST. LOUIS 8:00

NFL

WEEK 7**SUNDAY, OCTOBER 19***(OPEN DATES: ARIZONA, INDIANAPOLIS, JACKSONVILLE, PITTSBURGH)*

BALTIMORE AT CINCINNATI	12:00
DALLAS AT DETROIT	12:00
DENVER AT MINNESOTA	12:00
GREEN BAY AT ST. LOUIS	12:00
NEW ENGLAND AT MIAMI	12:00
NEW ORLEANS AT ATLANTA	12:00
PHILADELPHIA AT N.Y. GIANTS	12:00
SAN DIEGO AT CLEVELAND	12:00
TENNESSEE AT CAROLINA	12:00
WASHINGTON AT BUFFALO	12:00
N.Y. JETS AT HOUSTON	3:05
CHICAGO AT SEATTLE	3:15
TAMPA BAY AT SAN FRANCISCO	3:15

MONDAY, OCTOBER 20**KANSAS CITY AT OAKLAND 8:00****WEEK 8****SUNDAY, OCTOBER 26***(OPEN DATES: ATLANTA, GREEN BAY, OAKLAND, WASHINGTON)*

CAROLINA AT NEW ORLEANS	12:00
CLEVELAND AT NEW ENGLAND	12:00
DALLAS AT TAMPA BAY	12:00
DENVER AT BALTIMORE	12:00
DETROIT AT CHICAGO	12:00
N.Y. GIANTS AT MINNESOTA	12:00
ST. LOUIS AT PITTSBURGH	12:00
SEATTLE AT CINCINNATI	12:00
TENNESSEE AT JACKSONVILLE	12:00
SAN FRANCISCO AT ARIZONA	3:05
HOUSTON AT INDIANAPOLIS	3:15
N.Y. JETS AT PHILADELPHIA	3:15
BUFFALO AT KANSAS CITY	7:30

MONDAY, OCTOBER 27

MIAMI AT SAN DIEGO 8:00

WEEK 9**SUNDAY, NOVEMBER 2***(OPEN DATES: BUFFALO, CLEVELAND, KANSAS CITY, TENNESSEE)*

CAROLINA AT HOUSTON	12:00
INDIANAPOLIS AT MIAMI	12:00
JACKSONVILLE AT BALTIMORE	12:00
NEW ORLEANS AT TAMPA BAY	12:00
N.Y. GIANTS AT N.Y. JETS	12:00
OAKLAND AT DETROIT	12:00
SAN DIEGO AT CHICAGO	12:00
WASHINGTON AT DALLAS	12:00
CINCINNATI AT ARIZONA	3:05
PITTSBURGH AT SEATTLE	3:05
PHILADELPHIA AT ATLANTA	3:15
ST. LOUIS AT SAN FRANCISCO	3:15
GREEN BAY AT MINNESOTA	7:30

MONDAY, NOVEMBER 3

NEW ENGLAND AT DENVER 8:00

WEEK 10**SUNDAY, NOVEMBER 9***(OPEN DATE: DENVER, NEW ENGLAND, NEW ORLEANS, SAN FRANCISCO)*

ARIZONA AT PITTSBURGH	12:00
-----------------------	-------

ATLANTA AT N.Y. GIANTS	12:00
CHICAGO AT DETROIT	12:00
CLEVELAND AT KANSAS CITY	12:00
HOUSTON AT CINCINNATI	12:00
INDIANAPOLIS AT JACKSONVILLE	12:00
MIAMI AT TENNESSEE	12:00
SEATTLE AT WASHINGTON	12:00
TAMPA BAY AT CAROLINA	12:00
MINNESOTA AT SAN DIEGO	3:05
BUFFALO AT DALLAS	3:15
N.Y. JETS AT OAKLAND	3:15
BALTIMORE AT ST. LOUIS	7:30

MONDAY, NOVEMBER 10

PHILADELPHIA AT GREEN BAY	8:00
---------------------------	------

WEEK 11**SUNDAY, NOVEMBER 16**

ARIZONA AT CLEVELAND	12:00
ATLANTA AT NEW ORLEANS	12:00
BALTIMORE AT MIAMI	12:00
HOUSTON AT BUFFALO	12:00
JACKSONVILLE AT TENNESSEE	12:00
KANSAS CITY AT CINCINNATI	12:00
N.Y. GIANTS AT PHILADELPHIA	12:00
ST. LOUIS AT CHICAGO	12:00
WASHINGTON AT CAROLINA	12:00
N.Y. JETS AT INDIANAPOLIS	3:05
SAN DIEGO AT DENVER	3:05
DETROIT AT SEATTLE	3:15
GREEN BAY AT TAMPA BAY	3:15
MINNESOTA AT OAKLAND	3:15
DALLAS AT NEW ENGLAND	7:30

MONDAY, NOVEMBER 17

PITTSBURGH AT SAN FRANCISCO	8:00
-----------------------------	------

WEEK 12**SUNDAY, NOVEMBER 23**

CAROLINA AT DALLAS	12:00
DETROIT AT MINNESOTA	12:00
INDIANAPOLIS AT BUFFALO	12:00
JACKSONVILLE AT N.Y. JETS	12:00
NEW ENGLAND AT HOUSTON	12:00
NEW ORLEANS AT PHILADELPHIA	12:00
PITTSBURGH AT CLEVELAND	12:00
SAN FRANCISCO AT GREEN BAY	12:00
SEATTLE AT BALTIMORE	12:00
CHICAGO AT DENVER	3:05
ST. LOUIS AT ARIZONA	3:05
CINCINNATI AT SAN DIEGO	3:15
OAKLAND AT KANSAS CITY	3:15
TENNESSEE AT ATLANTA	3:15
WASHINGTON AT MIAMI	7:30

MONDAY, NOVEMBER 24

N.Y. GIANTS AT TAMPA BAY	8:00
--------------------------	------

WEEK 13**THURSDAY, NOVEMBER 27**

GREEN BAY AT DETROIT	11:30
MIAMI AT DALLAS	3:05

SUNDAY, NOVEMBER 30

ARIZONA AT CHICAGO	12:00
ATLANTA AT HOUSTON	12:00
BUFFALO AT N.Y. GIANTS	12:00
CINCINNATI AT PITTSBURGH	12:00
MINNESOTA AT ST. LOUIS	12:00
NEW ENGLAND AT INDIANAPOLIS	12:00

PHILADELPHIA AT CAROLINA	12:00
SAN FRANCISCO AT BALTIMORE	12:00
NEW ORLEANS AT WASHINGTON	3:05
CLEVELAND AT SEATTLE	3:15
DENVER AT OAKLAND	3:15
KANSAS CITY AT SAN DIEGO	3:15
TAMPA BAY AT JACKSONVILLE	7:30
MONDAY, DECEMBER 1	
TENNESSEE AT N.Y. JETS	8:00

WEEK 14

SUNDAY, DECEMBER 7	
CHICAGO AT GREEN BAY	12:00
CINCINNATI AT BALTIMORE	12:00
DALLAS AT PHILADELPHIA	12:00
HOUSTON AT JACKSONVILLE	12:00
INDIANAPOLIS AT TENNESSEE	12:00
OAKLAND AT PITTSBURGH	12:00
SAN DIEGO AT DETROIT	12:00
SEATTLE AT MINNESOTA	12:00
TAMPA BAY AT NEW ORLEANS	12:00
WASHINGTON AT N.Y. GIANTS	12:00
ARIZONA AT SAN FRANCISCO	3:05
KANSAS CITY AT DENVER	3:15
MIAMI AT NEW ENGLAND	3:15
N.Y. JETS AT BUFFALO	3:15
CAROLINA AT ATLANTA	7:30
MONDAY, DECEMBER 8	
ST. LOUIS AT CLEVELAND	8:00

WEEK 15

SUNDAY, DECEMBER 14	
ATLANTA AT INDIANAPOLIS	12:00
BUFFALO AT TENNESSEE	12:00
DALLAS AT WASHINGTON	12:00
DETROIT AT KANSAS CITY	12:00
HOUSTON AT TAMPA BAY	12:00
JACKSONVILLE AT NEW ENGLAND	12:00
MINNESOTA AT CHICAGO	12:00
PITTSBURGH AT N.Y. JETS	12:00
SAN FRANCISCO AT CINCINNATI	12:00
SEATTLE AT ST. LOUIS	12:00
BALTIMORE AT OAKLAND	3:05
CLEVELAND AT DENVER	3:05
CAROLINA AT ARIZONA	3:15

GREEN BAY AT SAN DIEGO	3:15
N.Y. GIANTS AT NEW ORLEANS	7:30
MONDAY, DECEMBER 15	
PHILADELPHIA AT MIAMI	8:00

WEEK 16

SATURDAY, DECEMBER 20	
ATLANTA AT TAMPA BAY	12:30
KANSAS CITY AT MINNESOTA	4:00
NEW ENGLAND AT N.Y. JETS	7:30

SUNDAY, DECEMBER 21	
BALTIMORE AT CLEVELAND	12:00
CINCINNATI AT ST. LOUIS	12:00
DETROIT AT CAROLINA	12:00
MIAMI AT BUFFALO	12:00
NEW ORLEANS AT JACKSONVILLE	12:00
N.Y. GIANTS AT DALLAS	12:00
TENNESSEE AT HOUSTON	12:00
WASHINGTON AT CHICAGO	12:00
SAN DIEGO AT PITTSBURGH	3:05
ARIZONA AT SEATTLE	3:15
SAN FRANCISCO AT PHILADELPHIA	3:15
DENVER AT INDIANAPOLIS	7:30

MONDAY, DECEMBER 22	
GREEN BAY AT OAKLAND	8:00

WEEK 17

SATURDAY, DECEMBER 27	
BUFFALO AT NEW ENGLAND	12:30
SEATTLE AT SAN FRANCISCO	4:00
PHILADELPHIA AT WASHINGTON	7:30

SUNDAY, DECEMBER 28	
CHICAGO AT KANSAS CITY	12:00
CLEVELAND AT CINCINNATI	12:00
DALLAS AT NEW ORLEANS	12:00
INDIANAPOLIS AT HOUSTON	12:00
JACKSONVILLE AT ATLANTA	12:00
N.Y. JETS AT MIAMI	12:00
ST. LOUIS AT DETROIT	12:00
TAMPA BAY AT TENNESSEE	12:00
CAROLINA AT N.Y. GIANTS	3:05
MINNESOTA AT ARIZONA	3:05
DENVER AT GREEN BAY	3:15
OAKLAND AT SAN DIEGO	3:15
PITTSBURGH AT BALTIMORE	7:30

2002 POSTSEASON RESULTS

AFC WILD CARD PLAYOFF GAMES
N.Y. JETS 41, Indianapolis 0
PITTSBURGH 36, Cleveland 33

NFC WILD CARD PLAYOFF GAMES
Atlanta 27, GREEN BAY 7
SAN FRANCISCO 39, N.Y. Giants 38

AFC DIVISIONAL PLAYOFF GAMES
TENNESSEE 34, Pittsburgh 31 (OT)
OAKLAND 30, N.Y. Jets 10

NFC DIVISIONAL PLAYOFF GAMES
PHILADELPHIA 20, Atlanta 6
TAMPA BAY 31, San Francisco 6

AFC CHAMPIONSHIP GAME
OAKLAND 41, Tennessee 24

NFC CHAMPIONSHIP GAME
Tampa Bay 27, PHILADELPHIA 10

SUPER BOWL XXXV
Tampa Bay (NFC) 48, Oakland (AFC) 21

AFC-NFC PRO BOWL
AFC 45, NFC 20

2003 POSTSEASON SCHEDULE

SATURDAY, JANUARY 3
AFC and NFC Wild Card Playoffs

SUNDAY, JANUARY 4
AFC and NFC Wild Card Playoffs

SATURDAY, JANUARY 10
AFC and NFC Divisional Playoffs

SUNDAY, JANUARY 11
AFC and NFC Divisional Playoffs

SUNDAY, JANUARY 18
AFC and NFC Championship Games

SUNDAY, FEBRUARY 1
Super Bowl XXXVIII at Houston

SUNDAY, FEBRUARY 8
AFC-NFC Pro Bowl at Honolulu

NFL



2003 NFL STRENGTH OF SCHEDULE



TEAM	2002 RECORD	2003 OPPONENTS' 2002 RECORD	2003 OPPONENTS' 2002 WINNING PCT.
1. Philadelphia	12-4	138-117-1	.541
N.Y. Jets	9-7	138-117-1	.541
Dallas	5-11	138-117-1	.541
4. Tampa Bay	12-4	137-117-2	.539
5. Jacksonville	6-10	137-118-1	.537
Washington	7-9	137-118-1	.537
7. Houston	4-12	136-119-1	.533
8. New England	9-7	135-121	.527
9. Atlanta	9-6-1	134-122	.523
Tennessee	11-5	133-121-2	.523
Carolina	7-9	133-121-2	.523
12. N.Y. Giants	10-6	133-122-1	.521
13. Miami	9-7	133-123	.520
New Orleans	9-7	132-122-2	.520
15. Indianapolis	10-6	132-123-1	.518
16. Cincinnati	2-14	129-125-2	.508
17. Buffalo	8-8	133-123	.504
18. Denver	9-7	126-129-1	.494
19. San Diego	8-8	124-131-1	.486
20. Oakland	11-5	123-132-1	.482
21. Chicago	4-12	123-133	.480
Baltimore	7-9	122-132-2	.480
Cleveland	9-7	122-132-2	.480
24. Minnesota	6-10	122-133-1	.479
25. Kansas City	8-8	121-134-1	.475
26. Detroit	3-13	121-135	.473
Pittsburgh	10-5-1	121-135	.473
28. St. Louis	6-10	116-138-2	.457
29. San Francisco	11-5	115-140-1	.451
30. Green Bay	12-4	115-141	.449
31. Arizona	5-11	113-142-1	.443
Seattle	7-9	113-142-1	.443

Note: Based on 2002 winning percentage of 2003 opponents.

NFL



CHIEFS FUTURE OPPONENTS



2004		2005		2006	
Home	Away	Home	Away	Home	Away
Houston	Jacksonville	New England	Buffalo	Baltimore	Cleveland
Indianapolis	Tennessee	N.Y. Jets	Miami	Cincinnati	Pittsburgh
Atlanta	New Orleans	Philadelphia	Dallas	San Francisco	Arizona
Carolina	Tampa Bay	Washington	N.Y. Giants	Seattle	St. Louis
AFC East*	AFC South*	AFC North*	AFC South*	AFC South*	AFC East*

2007		2008		2009	
Home	Away	Home	Away	Home	Away
Jacksonville	Houston	Buffalo	New England	Cleveland	Baltimore
Tennessee	Indianapolis	Miami	N.Y. Jets	Pittsburgh	Cincinnati
Green Bay	Chicago	New Orleans	Atlanta	Dallas	Philadelphia
Minnesota	Detroit	Tampa Bay	Carolina	N.Y. Giants	Washington
AFC North*	AFC East*	AFC South*	AFC North*	AFC East*	AFC South*

Note: The Chiefs will also play a home and away series against each of the other three AFC West teams each year.

* Final two opponents for each year are determined based on finish in previous season's standings.



AFC CHAMPIONSHIP GAME RESULTS



SEASON	DATE	RESULT	SITE
1960	1-1-61	Houston 24, L.A. Chargers 16	Houston
1961	12-24-61	Houston 10, San Diego 3	San Diego
1962	12-23-62	Dallas 20, Houston 17**	Houston
1963	1-5-64	San Diego 51, Boston 10	San Diego
1964	12-26-64	Buffalo 20, San Diego 7	Buffalo
1965	12-26-65	Buffalo 23, San Diego 0	San Diego
1966	1-1-67	Kansas City 31, Buffalo 7	Buffalo
1967	12-31-67	Oakland 40, Houston 7	Oakland
1968	12-29-68	N.Y. Jets 27, Oakland 23	New York
1969	1-4-70	Kansas City 17, Oakland 7	Oakland
1970	1-3-71	Baltimore 27, Oakland 17	Baltimore
1971	1-2-72	Miami 21, Baltimore 0	Miami
1972	12-31-72	Miami 21, Pittsburgh 17	Pittsburgh
1973	12-30-73	Miami 27, Oakland 10	Miami
1974	12-29-74	Pittsburgh 24, Oakland 13	Oakland
1975	1-4-76	Pittsburgh 16, Oakland 10	Pittsburgh
1976	12-26-76	Oakland 24, Pittsburgh 7	Oakland
1977	1-1-78	Denver 20, Oakland 17	Denver
1978	1-7-79	Pittsburgh 34, Houston 5	Pittsburgh
1979	1-6-80	Pittsburgh 27, Houston 13	Pittsburgh
1980	1-11-81	Oakland 34, San Diego 27	San Diego
1981	1-10-82	Cincinnati 27, San Diego 7	Cincinnati
1982	1-23-83	Miami 14, N.Y. Jets 0	Miami
1983	1-8-84	L.A. Raiders 30, Seattle 14	Los Angeles
1984	1-6-85	Miami 45, Pittsburgh 28	Miami
1985	1-12-86	New England 31, Miami 14	Miami
1986	1-11-87	Denver 23, Cleveland 20*	Cleveland
1987	1-17-88	Denver 38, Cleveland 33	Denver
1988	1-8-89	Cincinnati 21, Buffalo 10	Cincinnati
1989	1-14-90	Denver 37, Cleveland 21	Denver
1990	1-20-91	Buffalo 51, L.A. Raiders 3	Buffalo
1991	1-12-92	Buffalo 10, Denver 7	Buffalo
1992	1-17-93	Buffalo 29, Miami 10	Miami
1993	1-23-94	Buffalo 30, Kansas City 13	Buffalo
1994	1-15-95	San Diego 17, Pittsburgh 13	Pittsburgh
1995	1-14-96	Pittsburgh 20, Indianapolis 16	Pittsburgh
1996	1-12-97	New England 20, Jacksonville 6	New England
1997	1-11-98	Denver 24, Pittsburgh 21	Pittsburgh
1998	1-17-99	Denver 23, N.Y. Jets 10	Denver
1999	1-23-00	Tennessee 33, Jacksonville 14	Jacksonville
2000	1-14-01	Baltimore 16, Oakland 3	Oakland
2001	1-27-02	New England 24, Pittsburgh 17	Pittsburgh
2002	1-19-03	Oakland 41, Tennessee 24	Oakland

* Overtime

** Double Overtime

Note: Includes AFL Championship Games, 1960-69



NFC CHAMPIONSHIP GAME RESULTS



SEASON	DATE	RESULT	SITE
1960	12-26-60	Philadelphia 17, Green Bay 13	Philadelphia
1961	12-31-61	Green Bay 37, New York 0	Green Bay
1962	12-30-62	Green Bay 16, New York 7	New York
1963	12-29-63	Chicago 14, New York 10	Chicago
1964	12-27-64	Cleveland 27, Baltimore 0	Cleveland
1965	1-2-66	Green Bay 23, Cleveland 12	Green Bay
1966	1-1-67	Green Bay 34-, Dallas 27	Dallas
1967	12-31-67	Green Bay 21, Dallas 17	Green Bay
1968	12-29-68	Baltimore 34, Cleveland 0	Cleveland
1969	1-4-70	Minnesota 27, Cleveland 7	Minnesota
1970	1-3-71	Dallas 17, San Francisco 10	San Francisco
1971	1-2-72	Dallas 14, San Francisco 3	Dallas
1972	12-31-72	Washington 26, Dallas 3	Washington
1973	12-30-73	Minnesota 27, Dallas 10	Dallas
1974	12-29-74	Minnesota 14, Los Angeles 10	Minnesota
1975	1-4-76	Dallas 37, Los Angeles 7	Los Angeles
1976	12-26-76	Minnesota 24, Los Angeles 13	Minnesota
1977	1-1-78	Dallas 23, Minnesota 6	Dallas
1978	1-7-79	Dallas 28, Los Angeles 0	Los Angeles
1979	1-6-80	Los Angeles 9, Tampa Bay 0	Tampa Bay
1980	1-11-81	Philadelphia 20, Dallas 7	Philadelphia
1981	1-10-82	San Francisco 28, Dallas 27	San Francisco
1982	1-22-83	Washington 31, Dallas 17	Washington
1983	1-8-84	Washington 24, San Francisco 21	Washington
1984	1-6-85	San Francisco 23, Chicago 0	San Francisco
1985	1-12-86	Chicago 24, L.A. Rams 0	Chicago
1986	1-11-87	N.Y. Giants 17, Washington 0	East Rutherford
1987	1-17-88	Washington 17, Minnesota 10	Washington
1988	1-8-89	San Francisco 28, Chicago 3	Chicago
1989	1-14-90	San Francisco 30, L.A. Rams 3	San Francisco
1990	1-20-91	N.Y. Giants 15, San Francisco 13	San Francisco
1991	1-12-92	Washington 41, Detroit 10	Washington
1992	1-17-93	Dallas 30, San Francisco 20	San Francisco
1993	1-23-94	Dallas 38, San Francisco 21	Dallas
1994	1-5-95	San Francisco 38, Dallas 28	San Francisco
1995	1-14-96	Dallas 38, Green Bay 27	Dallas
1996	1-12-97	Green Bay 30, Carolina 13	Green Bay
1997	1-11-98	Green Bay 23, San Francisco 10	San Francisco
1998	1-17-99	Atlanta 30, Minnesota 27*	Minnesota
1999	1-23-00	St. Louis 11, Tampa Bay 6	St. Louis
2000	1-14-01	N.Y. Giants 41, Minnesota 0	East Rutherford
2001	1-27-02	St. Louis 29, Philadelphia 24	St. Louis
2002	1-19-03	Tampa Bay 27, Philadelphia 10	Philadelphia

* Overtime

Note: Includes NFL Championship Games, 1960-69



SUPER BOWL RESULTS



SUPER BOWL	DATE	RESULT	SITE
I	1-15-67	Green Bay 35, Kansas City 10	Los Angeles
II	1-14-68	Green Bay 33, Oakland 14	Miami
III	1-12-69	N.Y. Jets 16, Baltimore 7	Miami
IV	1-11-70	Kansas City 23, Minnesota 7	New Orleans
V	1-17-71	Baltimore 16, Dallas 13	Miami
VI	1-16-72	Dallas 24, Miami 3	New Orleans
VII	1-14-73	Miami 14, Washington 7	Los Angeles
VIII	1-13-74	Miami 24, Minnesota 7	Houston
IX	1-12-75	Pittsburgh 16, Minnesota 6	New Orleans
X	1-18-76	Pittsburgh 21, Dallas 17	Miami
XI	1-9-77	Oakland 32, Minnesota 14	Pasadena
XII	1-15-78	Dallas 27, Denver 10	New Orleans
XIII	1-21-79	Pittsburgh 35, Dallas 31	Miami
XIV	1-20-80	Pittsburgh 31, Los Angeles 19	Pasadena
XV	1-25-81	Oakland 27, Philadelphia 10	New Orleans
XVI	1-24-82	San Francisco 26, Cincinnati 21	Pontiac
XVII	1-30-83	Washington 27, Miami 17	Pasadena
XVIII	1-22-84	L.A. Raiders 38, Washington 9	Tampa
XIX	1-20-85	San Francisco 38, Miami 16	Stanford
XX	1-26-86	Chicago 46, New England 10	New Orleans
XXI	1-25-87	N.Y. Giants 39, Denver 20	Pasadena
XXII	1-31-88	Washington 42, Denver 10	San Diego
XXIII	1-22-89	San Francisco 20, Cincinnati 16	Miami
XXIV	1-28-90	San Francisco 55, Denver 10	New Orleans
XXV	1-27-91	N.Y. Giants 20, Buffalo 19	Tampa
XXVI	1-26-92	Washington 37, Buffalo 24	Minneapolis
XXVII	1-31-93	Dallas 52, Buffalo 17	Pasadena
XXVIII	1-30-94	Dallas 30, Buffalo 13	Atlanta
XXIX	1-29-95	San Francisco 49, San Diego 26	Miami
XXX	1-28-96	Dallas 27, Pittsburgh 17	Tempe
XXXI	1-26-97	Green Bay 35, New England 21	New Orleans
XXXII	1-25-98	Denver 31, Green Bay 24	San Diego
XXXIII	1-31-99	Denver 34, Atlanta 19	Miami
XXXIV	1-30-00	St. Louis 23, Tennessee 16	Atlanta
XXXV	1-28-01	Baltimore 34, N.Y. Giants 7	Tampa
XXXVI	2-3-02	New England 20, St. Louis 17	New Orleans
XXXVII	1-26-03	Tampa Bay 48, Oakland 21	San Diego

NFL



FUTURE SUPER BOWL SITES



SUPER BOWL	SITE	STADIUM	DATE
XXXVIII	Houston	Reliant	February 1, 2004
XXIX	Jacksonville	ALLTEL	February 6, 2005
XL	Detroit	Ford Field	February 5, 2006

INDEX OF SELECTED CHARTS & BOXES

<p>300-Yard Passers450</p> <p>AFC Home Records, 1995-02 58</p> <p>AFC West Division Play, 1990-02166</p> <p>AFC West Division Play, 1995-02197</p> <p>AFL Players of the Year463</p> <p>All-Time AFL Team406</p> <p>All-Time Management/Support Staff387</p> <p>Arrowhead's Football Tradition312</p> <p>Arrowhead Sports 47</p> <p>Carl Peterson's Pro Football Fortunes9</p> <p>Charter Member - AFL53</p> <p>Chiefs Assistant Coaches</p> <p style="padding-left: 20px;">All-Time Assistant Coaches364-366</p> <p style="padding-left: 20px;">All-Time Coordinators364</p> <p style="padding-left: 20px;">KC Assistants Who Became NFL</p> <p style="padding-left: 40px;">Head Coaches120</p> <p>Chiefs Coaching Staff, 1989120</p> <p>Chiefs in College Football Hall of Fame391</p> <p>Chiefs on the Web56</p> <p style="padding-left: 20px;">Chiefs.com56</p> <p style="padding-left: 20px;">Chiefsmedia.com56</p> <p>Chiefs Honor Grove398</p> <p>Chiefs in Other Professional Leagues</p> <p style="padding-left: 20px;">CFL Chiefs385</p> <p style="padding-left: 20px;">Current Chiefs with USFL Ties386</p> <p style="padding-left: 20px;">Current Chiefs in Other Leagues386</p> <p style="padding-left: 20px;">NFL Europe/World League Chiefs386</p> <p>Chiefs Radio Network Affiliates54</p> <p>Chiefs Record Book</p> <p style="padding-left: 20px;">Consecutive Games Played192</p> <p style="padding-left: 20px;">Consecutive Games Started192</p> <p style="padding-left: 20px;">Consecutive Games Started by a QB125</p> <p style="padding-left: 20px;">Games Started, Career192</p> <p style="padding-left: 20px;">Oldest Players67</p> <p style="padding-left: 20px;">Receptions, Career117</p> <p style="padding-left: 20px;">Receptions by a Tight End, Career119</p> <p style="padding-left: 20px;">Rushing Touchdowns, Career152</p> <p style="padding-left: 20px;">Rushing Yards, Consecutive Seasons151</p> <p style="padding-left: 20px;">Sacks, Career138</p> <p style="padding-left: 20px;">Special Teams Tackles, Season197</p> <p style="padding-left: 20px;">Tackles, Season166</p> <p>Chiefs Team Photo, 1969329</p> <p>Chiefs vs. AFC West, 1990-0284</p> <p>Chiefs vs. AFC West, 1995-0284</p> <p>College Games at Arrowhead, 200347, 312</p> <p>Credits3</p> <p>Dick Vermeil Fast Facts16</p> <p>Dick Vermeil's Head Coaching Record19</p> <p>Dick Vermeil's NFL Career17-19</p> <p>Dick Vermeil vs. the NFL19</p> <p>Directions to Arrowhead and Chiefs Facility38</p> <p>Fantastic231</p> <p>First-Round Draft Picks375</p> <p>Foolish Club91</p> <p>Future Opponents, 2004-09480</p> <p>Hall of Fame's 40th Anniversary Reunion162</p> <p>Hall of Fame Game72</p>	<p>Heisman Trophy Chiefs406</p> <p>Highlights of the Carl Peterson Era10</p> <p>Important Dates, 2003-0444</p> <p>Lamar Hunt Seven-Time Hall of Famer410</p> <p>Lamar Hunt Trophy410</p> <p>Marcus Allen's 100th Rushing Touchdown158</p> <p>Memorabilia in the Pro Football HOF444</p> <p>Montana, Allen Make Their Chiefs Debut132</p> <p>NFL Leaders</p> <p style="padding-left: 20px;">Cons. Carries w/o a Fumble, Active151</p> <p style="padding-left: 20px;">Consecutive Starts, Active192</p> <p style="padding-left: 20px;">Intradivision Records, 1990-02100</p> <p style="padding-left: 20px;">Intradivision Records, 1995-02100</p> <p style="padding-left: 20px;">NFL Home Records, 1995-0258</p> <p style="padding-left: 20px;">Receiving Yards by a RB, 2001-02150</p> <p style="padding-left: 20px;">Rushing Yards, 2001-02150</p> <p style="padding-left: 20px;">Scoring, 2002256</p> <p style="padding-left: 20px;">Turnover Table, 1990-02474</p> <p style="padding-left: 20px;">Yards From Scrimmage, 2001-02150</p> <p style="padding-left: 20px;">Yards Per Play, 2002250</p> <p>NFL's Longest Games330</p> <p>NFL Man of the Year Award Winners402, 410</p> <p>NFL Record Book</p> <p style="padding-left: 20px;">Consecutive Games Played, Career67</p> <p style="padding-left: 20px;">Consecutive Games Scoring, Career68</p> <p style="padding-left: 20px;">Field Goals Made, Career69</p> <p style="padding-left: 20px;">Games Played, Career67</p> <p style="padding-left: 20px;">Highest Pct. of Receptions for TDs88</p> <p style="padding-left: 20px;">Longest Field Goals, Career70</p> <p style="padding-left: 20px;">PATs Made, Career69</p> <p style="padding-left: 20px;">Points Scored, Career68</p> <p style="padding-left: 20px;">Rushing Touchdowns, Season151</p> <p style="padding-left: 20px;">Seasons Played66</p> <p style="padding-left: 20px;">Seasons with 100 or More Points68</p> <p style="padding-left: 20px;">Total Touchdowns, Season151</p> <p style="padding-left: 20px;">Yards from Scrimmage, Season150</p> <p style="padding-left: 20px;">Yards from Scrimmage, Game151</p> <p>On the Cover1</p> <p>Overall Division Records, 2002232</p> <p>Pronunciation Guide32</p> <p>Pro Bowlers, 2003188</p> <p>Pro Football Hall of Fame Selection Process37</p> <p>Rushing Title Winners150</p> <p>Schools Producing Most Chiefs Players356</p> <p>Secondary Logo History172</p> <p>Super Bowl</p> <p style="padding-left: 20px;">Future Sites453</p> <p style="padding-left: 20px;">Hank Stram Miked for Super Bowl IV141</p> <p style="padding-left: 20px;">Super Bowl I91</p> <p>Tony Gonzalez vs. Hall of Fame Tight Ends120</p> <p>Three-Time AFL Champions170</p> <p>Training Camp Information</p> <p style="padding-left: 20px;">Contact Information229</p> <p style="padding-left: 20px;">Directions229</p> <p style="padding-left: 20px;">Sites228</p> <p style="padding-left: 20px;">UW-River Falls Information229</p> <p>Voices of the Chiefs54</p>
---	---

is it in you?[®]



www.gatorade.com





2003 KANSAS CITY CHIEFS SCHEDULE

August PRESEASON

4 Mon.	HALL OF FAME GAME	7:00	p.m.
	Green Bay Packers (Canton, Ohio)		
9 Sat.	SAN FRANCISCO 49ERS	7:30	p.m.
16 Sat.	MINNESOTA VIKINGS	7:30	p.m.
23 Sat.	at Seattle Seahawks	9:00	p.m.
28 Thur.	at St. Louis Rams	7:00	p.m.

REGULAR SEASON

September

7 Sun.	SAN DIEGO CHARGERS	12:00	Noon
14 Sun.	PITTSBURGH STEELERS	12:00	Noon
21 Sun.	at Houston Texans	12:00	Noon
28 Sun.	at Baltimore Ravens	12:00	Noon

October

5 Sun.	DENVER BRONCOS	12:00	Noon
12 Sun.	at Green Bay Packers	12:00	Noon
20 Mon.	at Oakland Raiders	8:00	p.m.
26 Sun.	BUFFALO BILLS	7:30	p.m.

November

2 Sun.	Open Date		
9 Sun.	CLEVELAND BROWNS	12:00	Noon
16 Sun.	at Cincinnati Bengals	12:00	Noon
23 Sun.	OAKLAND RAIDERS	3:15	p.m.
30 Sun.	at San Diego Chargers	3:15	p.m.

December

7 Sun.	at Denver Broncos	3:15	p.m.
14 Sun.	DETROIT LIONS	12:00	Noon
20 Sat.	at Minnesota Vikings	4:00	p.m.
28 Sun.	CHICAGO BEARS	12:00	Noon

(All times are central time)

