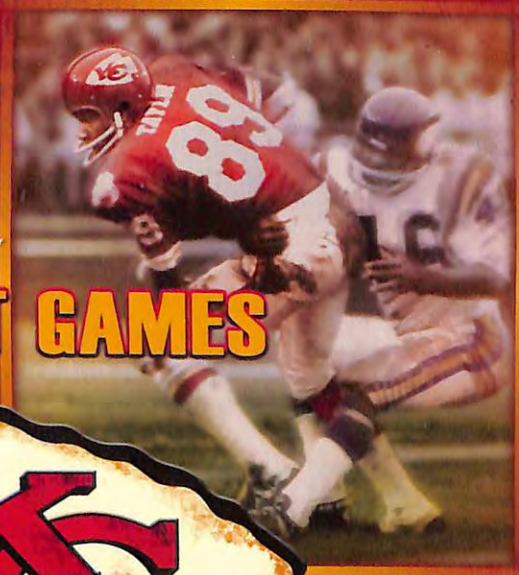




KANSAS CITY

CHIEFS

2005 MEDIA GUIDE




GREAT GAMES



GREAT PLAYS



*Lee Jeans
and the Chiefs,
great Kansas City traditions*



*Buddy Lee and Lee Jeans...Hometown Proud
Based in KC since 1917*



More publications available at:

www.retroseasons.com/library/

TABLE OF CONTENTS

All-Star Selections	451
Time Honors	453-459
Arrowhead Stadium	343-347
Assistant Coaches, Chiefs All-Time	395, 405-406
Attendance Information	339
Awards	
All-Rookie Teams	454
AFC Players of the Month	454
AFC Players of the Week	454-455
Derrick Thomas Award	461
Ed Block Courage Award	454
Mack Lee Hill Award	460
NFL Man of the Year	431, 453
USA Today All-Joe Team	453
Yardage Days	531-532
Biographies	
Assistant Coaches	21-41
Chiefs Hall of Famers	442-450
Draft Choices, 2005	235-244
Football/Medical Staffs	45-46
Front Office	47-49
Hunt, Clark	6
Hunt, Lamar	4-5, 433
Index of Biographies	541
Newman, Bill	13
Peterson, Carl	8-11
Player Personnel	42-44
Pro Football Hall of Famers	432-441
Public Relations	50
Rookie Free Agents, 2005	245-247
Steadman, Jack	7, 450
Stiles, Lynn	12
Thum, Dennis	11
Vermeil, Dick	14-20
Veteran Players	61-234
Chiefs in the Community	52-53
Chiefs Career Leaders	524-528
Conventions	26
History of Chiefs	2-3
History of Famers	
Chiefs	442-450
Chiefs in Missouri Sports	455
Chiefs in College Football	487
Chiefs in Pro Football	432-441
Lamar Hunt, All-Time	433
Head Coaches, Chiefs All-Time	293
History of Chiefs	277-290
Draft Choices, All-Time	409-417
Home of the Chiefs	393
Uniform	291-292
Chiefs Were Built	251
Important Dates, 2004-05	250
Index of Charts and Boxes	452
Time	533-534
Best Plays, Chiefs All-Time	529-530
Miscellaneous Scores, Chiefs All-Time	513-515
Bowl Selections	452
Announcement Guide	41
Public Relations and Media Policies	50-51
Radio Network Announcers/Affiliates	58
Rankings, NFL by Yardage, 1971-2004	522
Records, Chiefs	
Individual, Regular Season	463-477
Individual, Postseason	494-497
Opponent, Regular Season	493
Opponent, Postseason	500
Team, Regular Season	478-493
Team, Postseason	497-500

Results	
AFC/NFC Championship Games	538-539
American Bowls	348
Chiefs Game Summaries, 2004	261-276
Chiefs Home/Away	340
Chiefs All-Time	293-338
Chiefs All-Time By Stadium, Postseason	356
Chiefs vs. AFC West	340
Chiefs vs. NFL	349-358
Governor's Cup/Thanksgiving Day Games	352
Monday Night Football	341
Other Primetime Contests	341
Overtime	341
Playoffs, All-Time	359
Playoff Game Summaries	360-381
Shutouts, All-Time	516
Super Bowls	540
Retired Jerseys	462
Rosters	
AFL Team, All-Time	451
Alphabetical, All-Time	382-395
Alphabetical, 2005	248-249
By Colleges, All-Time	396
Numerical, All-Time	397-404
Position-by-Position, 2005	250
Chiefs in Other Pro Leagues	428-429
Practice Squad, All-Time	407-408
Schedules	
Chiefs, 2005	
Chiefs Future Opponents, 2006-09	541
NFL, 2005	535-537
Staff Photos	54-57
Standings	
AFL, 1960-69	329-338
NFL, 1960-04	294-338
Starters	
All-Time	294-338
All-Time Game-by-Game QBs	421-427
All-Time Starting QBs	419-420
Game-By-Game, 2004	258
Statistics	
Defense and Special Teams, 2004	254
Individual, All-Time, Season	294-338
Individual, Season, 2004	253-254
Individual, Game-By-Game, 2004	259-260
Individual Leaders, Year-by-Year	518-521
Player Participation, 2004	259
Preseason, 2004	255
Team, All-Time, Season	294-338
Team, Game-By-Game, 2004	256-257
Team, Season, 2004	253
Team, Year-by-Year	522-523
Top Performances, Chiefs	
100-Yard Receivers	501-503
100-Yard Rushers	503-505
100-Yard Rushing/Receiving Games	505
300-Yard Passers	506-507
Career 100-Yard Receiving Games	503
Career 100-Yard Rushing Games	505
Career 300-Yard Passing Games	507
Top Performances, Opponents	
100-Yard Receivers	507-509
100-Yard Rushers	509-511
300-Yard Passers	511-512
Career 100-Yard Receiving Games	509
Career 100-Yard Rushing Games	511
Career 300-Yard Passing Games	512
Turnovers, Year-by-Year	523
Two Point Conversions, All-Time	516

ON THE COVER - "GREAT GAMES, GREAT PLAYS"



The cover of the 2005 Kansas City Chiefs Media Guide is entitled "Great Games, Great Plays." Depicted clockwise from the upper left are K Tommy Brooker's game-winning FG in the '62 AFL Championship Game, WR Otis Taylor's 46-yard TD catch in Super Bowl IV, QB Joe Montana's live-yard TD pass to WR Willie Davis in a 31-28 win at Denver (10/17/84) and a safety by LB Derrick Thomas in a 24-17 win vs. San Francisco (9/11/94). Thanks to assistance from current and former Kansas City players and coaches, eight plays have been meticulously "drawn up on the chalkboard" and appear on the dividers of the spiral-bound versions of this year's guide. Whether it was RB Mike Garrett running to daylight on the play famously labeled "65 Toss Power Trap" in Super Bowl IV or Montana hitting Davis on "Move Solo Right Pair 22 Texas" in a Monday Night Football thriller at Mile High Stadium, we hope that "Great Games, Great Plays" will evoke great memories for all Chiefs fans. "Great Games, Great Plays" concept by Pete Mons of the Chiefs. Design and illustration by Jerry Hirt.

KANSAS CITY CHIEFS DIRECTORY

ADMINISTRATIVE OFFICE

One Arrowhead Drive
Kansas City, MO 64129
(816) 920-9300

www.kcchiefs.com

TRAINING CAMP

U. of Wisconsin-River Falls
River Falls, WI 54022
(715) 425-4580

Founder Lamar Hunt
Chairman of the Board Clark Hunt
Vice Chairman of the Board Jack Steadman

ADMINISTRATION

President/General Manager and Chief Executive Officer Carl Peters
Executive Vice President/Assistant General Manager Dennis Thomas
Vice President of Football Operations/Player Personnel Lynn Stoen
Senior Vice President of Administration Bill Newnam
Secretary/Legal Jim Seigrist
Salary Cap Manager/Legal Counsel Woodie D. Dineen
Executive Assistant/Team Travel Coordinator Nadine Steinhilber
Executive Assistants Emily Claver, Carol Modean, Karla Williams

COACHING STAFF

Head Coach Dick Vermeil
Director of Football Administration Mike White
Assistant Head Coach/Offensive Coordinator Al Saunders
Defensive Coordinator Gunther Cunningham
Assistant Defensive Backs Vernon D. Butler
Assistant Offensive Line Irv Eatrington
Special Teams Frank Ganzs
Defensive Backs Peter Giuliano
Defensive Line Carl Harris
Strength & Conditioning Jeff H. Hester
Wide Receivers Charlie Johnson
Defensive Line Bob Karmelov
Assistant Strength and Conditioning Billy L. Johnson
Assistant Special Teams Chad O'Shea
Linebackers Fred Paulson
Offensive Assistant Bob Saunders
Running Backs James S. Stewart
Quarterbacks Terry S. Stewart
Offensive Line Mike Stewart
Tight Ends Jason Verducci
Defensive Assistant/Quality Control Darwin W. Walker
Administrative Assistants Suzette Cox, Debbie DeMoss, Ann R. DeMoss

MEDICAL STAFF

Administrative Trainer Dave Kerney
Athletic Trainer Bud E. Kerney
Assistant Trainer and Director of Rehabilitation Keith Abrams
Assistant Trainer Dan Lorenz
Team Physicians Dr. Jon Browne, Dr. Cris Barnthorn, Dr. Joseph Brewer, Dr. Mike Morrison

EQUIPMENT

Equipment Manager Mike Davison
Assistant Equipment Managers Allen Wright, Chris Shropshire

VIDEO

Director of Video Operations Mike F. Felt
Video Assistants Todd Weger, Andrew Healy

PLAYER PERSONNEL

Vice President of Pro Personnel Bill Kuhar
Pro Personnel Assistant Ron Hudson
Pro/College Scout Jim Coakley
Administrative Assistant Lisa Siefert
Director of College Scouting Chuck C. Calkins
Regional Scout/Scouting Coordinator Bruce Lemmer
National Scout Don Greig
Area Scouts John Bonaventura, Cornell Gowdy, Terrance Gray, Matt Littlefield, Greg O'Leary
Scouting Administrator/Football Operations Terry L. Linn
Administrative Assistant Mary Redmond

PLAYER DEVELOPMENT

Director of Player Development Lamonte Winfield
Player Development Coordinator Jamil Northrup

PUBLIC RELATIONS

Director of Public Relations Bob M. Minter
Associate Director of Public Relations Pete Minter
Publications Coordinator Patrick Minter
Research Coordinator Brad Kuhbauch
Seasonal Assistant Matt Minter

COMMUNITY RELATIONS

Director of Community Relations	Brenda Sniezek
Community Relations Manager	Chuck Castellano
Community Relations Coordinator	Nick Rodina
Community Relations Assistant	Janet Feltham

DEVELOPMENT & PREMIUM SEATING

Director of Development	Ken Blume
Wolfpack, VIP and Volunteer Coordinator	Jayne Halterman
Administrative Assistant	Paula Gregory

FINANCE

Treasurer/Director of Finance	Dale Young
Manager of Accounting	Larry Clemmons
Personnel and Benefits Manager	LeAnne Shireman
Staff Accountant	Sherri Lathrop
Accounting Clerk	Kim Rutter
Administrative Assistant	Pam Johnson

INFORMATION SYSTEMS

Director of Information Systems	Richard McOsker
Information Systems Manager	Bob Stirtion
Project Managers	Brent Barnes, Mike Welch, Mark Williams

SALES & MARKETING

Vice President of Sales and Marketing	Wallace Bennett
Director of Corporate Sponsorship Sales	Anita Bailey
Director of Sales	Gary Spani
Sales Manager	Peter Schwartz
Manager of Game Production/Cheerleaders	Donna Scott-Heermann
Senior Producer, Game and Event Presentation	Sheldon Mickey
Manager of Internet Services	Lance Brown
Sponsorship Sales Managers	James Buckman, Kelly Mason
Ticket Sales Manager	Brooke Adriance
Mascot Coordinator	Dan Meers
Sales Coordinator	Rachel Felix
Graphic Artist	Melanie Ando
Sponsorship Coordinators	Jeremy Slavens, Kelly Woodward
Coordinator of Media Production and Operations	Howie Erenberg
Producer, Game and Event Presentation	Dane Oldridge
Ticket Sales Representative	Todd Adams
Administrative Assistants	Cindy Hairston, Mia McCoy

TICKET OPERATIONS

Director of Ticket Operations	Doug Hopkins
Manager of Customer Services	Leslie Cromwell
Coordinator of Ticket Services	Jeff Gordon
Customer Service Representatives	Tim Reisenbichler, Rebecca Wilkes

SPECIAL EVENTS

Director of Special Events	Annette Teson
Coordinator of Special Events	Emilie Nichols

STADIUM OPERATIONS

Director of Stadium Operations	Steve Schneider
Manager Stadium Systems	Ron Bachtel
Sports Field Manager	Andre Bruce
Maintenance Manager	Steve Cox
Manager of Security	Gene Barr
Construction/Repair Manager	Jim Loges
Stadium Operations Personnel Manager	Heather Coleman
Assistant Groundskeepers	Scott Martin, Doug Schallenberg
Groundskeeping Staff	Randy Baker, Terry Lee
Operations Staff	Jeremy Aversman, Jack Bagby, Lisa Brown, Mike Brown, Gary Cooper, Don Edmondson, Kevin Gray, Jim Heard, Doug Morgan, Greg Organ, Pete Penland, Don Shook, Kenny Smith, Danny Thoman, Shane Vittiengl
Security Officers	Marty Brashear, Rich Mesar, Don Ostrander, Mark Robertson
Courier	Brian Sloan
Project Cost Coordinator	Tonya Irel
Administrative Assistant	Stephanie Hain
Receptionist	Cyndi Sloan

CREDITS

The 2005 Kansas City Chiefs Media Guide is published by the team's public relations department - Bob Moore, Director. Designed, written and edited by Pete Moris - Associate Director, Patrick Herb - Publications Coordinator and Brad Kuhbender - Research Coordinator. Editorial assistance provided by Moore, Chuck Castellano, Bob Gretz, Matt Hintz, Mitch Holthus, Andrew Ladd, Heather Plumb, Patrick Reilly and Brenda Sniezek. Research assistance provided by Saleem Choudhry (Pro Football Hall of Fame), Santo Lombardi (Elias Sports Bureau) and Nick Stamm and John Sisman (Stats, Inc.). Additional research provided by Lamar Hunt, Len Dawson, Joe Cronin, T.J. Troup, John Turrey, as well as numerous past Chiefs PR staffers and others where noted. Photography by Hank Young, Chiefs Team Photographer. Additional photos courtesy of Don Delphia, the Pro Football Hall of Fame, Getty Images, WireImage and others where noted. Composition, artwork and layout by Herb on a G5 Macintosh using InDesign. Cover art, dividers, "metallic" header graphics and additional art provided by Jerry Hirt - Hirt Designs. Printed by Kingston Printing of Lawrence, Kansas - Sales and Marketing Manager, Rich Yergovich. Thanks to all for their many hours devoted to this project.

- Pete Moris, Editor

Patrick Herb & Brad Kuhbender, Associate Editors



Lamar
HUNT
Founder



Recognized as the guiding force behind the formation of both the American Football League and the Kansas City Chiefs, Lamar Hunt has served as a positive influence on the game of professional football since he conceived the American Football League in '59. Hunt was the first AFL figure to be enshrined into the Pro Football Hall of Fame as a member of the Class of '72, a remarkable feat considering he became involved in pro football just 13 years earlier. Beginning his 46th season of involvement with the sport in 2005, Hunt served as the catalyst who brought together the whimsically-named "Foolish Club" comprised of the eight original AFL owners and also helped the fledgling league take foot on the field for the '60 season.

On June 8, 1966, the AFL-NFL merger was announced by NFL Commissioner Pete Rozelle and on January 15, 1967, Hunt's Kansas City Chiefs were participating in the inaugural Super Bowl. Hunt's continuing efforts have long been recognized as having an important role in the design, ongoing development and direction of the modern-day National Football League.

Whether it was serving as the driving force behind the formation of the AFL, playing a pivotal role in the AFL-NFL merger in the '60s, or overseeing many crucial issues concerning pro football and the Chiefs franchise during the past four decades, there is little question that few individuals have helped change the face of America's favorite game for the better as much as Hunt. As the founder of the AFL, he helped pave the way for much of the modern growth of professional football. Possibly the greatest tribute to his contributions to the sport was the naming by the league of the Lamar Hunt Trophy, which is presented annually to the champion of the American Football Conference.

As the founder of the Chiefs franchise, Hunt helped provide Kansas City with a team that became the winningest in the 10-year history of the AFL and earned spots in two of the first four Super Bowls, climaxed by winning the '69 World Championship in Super Bowl IV. In honor of the 30th anniversary of the Chiefs victory in that game, Hunt was chosen to perform the official coin toss for Super Bowl XXXIV between St. Louis and Tennessee. Ironically, the winning coach that day was current Chiefs head coach Dick Vermeil.

Hunt helped make pro football history by organizing the American Football League, which included his Dallas Texans franchise. After three years, the team moved to Kansas City, where the organization begins its 43rd season in 2005. The early days of the AFL were problem-filled but Hunt saw his Texans achieve on-field success. In '62, the Texans won the AFL Championship with a double-overtime victory over the Houston Oilers, the first of three titles won by the Texans/Chiefs during the league's 10-year existence. The team repeated as champions in both '66 and '69. By winning the '66 AFL title, the Chiefs earned the right to play in the first Super Bowl against the NFL Champion Green Bay Packers. Three years later, the Chiefs claimed Kansas City's first major sports championship by defeating the Minnesota Vikings in Super Bowl IV.

In the late '60s, Hunt was closely involved in the development of Arrowhead Stadium, a facility which celebrated its 30th Anniversary Season in 2001 and has hosted numerous major non-NFL sporting events in recent years. In 2005, Arrowhead will serve as the site of three NCAA football contests: Missouri vs. Arkansas State, Oklahoma vs. Kansas and Northwest Missouri State vs. Pittsburg State. The "Home of the Chiefs" has also provided the stage for the Big 12 Conference Football Championship Game in 2000, 2003 and 2004. The 2000 and 2003 contests featured matchups between Kansas State and Oklahoma, while the 2004 Big 12 Conference Football Championship Game pitted Oklahoma vs. Colorado. Arrowhead will also serve as the host of the 2006 Big 12 Conference Football Championship Game.

Other notable events hosted at Arrowhead include a 2001 Men's World Cup Qualifier (U.S.A. vs. Costa Rica), the 2000 Eddie Robinson Classic (Kansas State vs. Iowa) and a 2000 Women's Nike Cup Match (U.S.A. vs. Canada). Arrowhead has also hosted the 2003 Black Coaches Association Game (Kansas State vs. California) and the 2002 Eddie Robinson Classic (Florida State vs. Iowa State). In 2002, an Arrowhead game between Northwest Missouri State and Pittsburg State drew 26,695 fans, the highest attendance ever for an NCAA Division II football game.

Hunt has been a continuing leader in pro football and few individuals have helped shape the sport more than this quiet Texan. In addition to being a principal negotiator in the merger of the AFL and NFL in the late '60s, he was a contributor to the design of the NFL playoff format. He is also credited with accidentally putting the name "Super Bowl" on the NFL's championship game — the name coming from his children's toy "Super Ball." In '81, Hunt was inducted into the NFL Alumni Association's prestigious Order of the Leather Helmet and in February of '93, he received the Francis J. "Reds" Bagnell Award from the Maxwell Football Club of Philadelphia for continuing positive contributions to the game. For many years, he was a persistent advocate of the two-point conversion option for pro football — an old college and AFL rule that was finally adopted by the NFL in '94. In 2000, Hunt along with Chiefs President, General Manager and CEO Carl Peterson, earned the distinction of becoming just the fourth Owner/General Manager combination to preside over a franchise for all 10 years of a 100-win decade as Kansas City compiled a stellar 102-58 (.638) regular season record from '90-99.

In 2002, Hunt led the commemoration of the franchise's 40th Anniversary Season in Kansas City. Beginning as a member of the American Football League playing in old Municipal Stadium, the Chiefs continue to serve as a vibrant part of the Kansas City community and today's National Football League thanks to the unprecedented support provided by the team's legions of loyal supporters. Today, the Home of the Chiefs — Arrowhead Stadium — is a place which truly embodies the spirit and the passion of one of the most energetic fan bases in all of sports.


A year-round sports fan, Hunt is involved in several additional sports business ventures. He is one of the founding investors in the six-time World Champion Chicago Bulls of the National Basketball Association, while the Hunt family also serves as the operator of three franchises in Major League Soccer, now in its 10th season of operation. The Hunt family oversees the operations of the Kansas City Wizards, F.C. Dallas and the Columbus Crew, who play in America's first soccer-specific stadium, the beautiful 22,555-seat Crew Stadium. The Hunt family now prizes 13 distinctive championship rings from five different professional sports associations (AFL/NFL, MLS, NBA, NASL and the U.S. Soccer "Open Cup"). The family's football championship litany includes a Super Bowl IV ring from the '69 Chiefs, as well as AFL title rings from the '62 Texans and '66 Chiefs.

Appropriately nicknamed "Games" during his childhood, Hunt's love of sports ventures has been his true lifeblood, an enthusiasm which has transcended his involvement in numerous athletic entities. Over 30 years ago, the Hunts were involved in the development of both the North American Soccer League and a tennis promotion company, World Championship Tennis. Both of those organizations are no longer in operation; however, in an unusual twist, Hunt's involvement in these ventures resulted years later in his induction into the respective Halls of Fame of both United States Soccer (located in Oneonta, New York) in '82 and International Tennis (located in Newport, Rhode Island) in '93. He has also been honored in the state Sports Halls of Fame of both Missouri ('95) and Texas ('84). In total, Hunt has been inducted into eight "Halls of Fame," including the Texas Business Hall of Fame ('97) and the Kansas City Business Hall of Fame (2004). Soccer America Magazine named Hunt one of its "25 Most Influential People" in '99 after the 90-year-old U.S. Open Cup was renamed the "Lamar Hunt U.S. Open Cup." That same year he also received the U.S. Soccer Federation Hall of Fame Medal of Honor, joining former U.S. Soccer President Alan Rothenberg as the only other individual to earn that prestigious distinction.

As President of the American Football Conference, Hunt is a working member of several prominent NFL committees, including current service on the Finance, Business Ventures and Hall of Fame committees.

Hunt was born on August 2, 1932 in El Dorado, Arkansas and graduated from SMU with a B.S. in Geology in '56. While at SMU, he was a three-year reserve end on the Varsity Football Team. He and his wife, Norma, have four children, Lamar, Jr., Sharron Munson, Clark and Daniel, as well as 13 grandchildren. Together, the entire Hunt family shares a great enthusiasm for the Chiefs "Red and Gold."

THE HUNT FAMILY



The Hunt family poses around a photo of the Jackson County Sports Complex in full Chiefs game-day splendor. (Left to right) Sharron Munson, Lamar, Jr., Lamar, Clark and Daniel.



Clark K.
HUNT
Chairman of the Board



Clark Hunt has taken on an even greater role in overseeing the Hunt family's long-standing interest in the Kansas City Chiefs football franchise in 2005. He now serves as the franchise's Chairman of the Board after holding the post of the Vice Chairman for the past four seasons. The 40-year-old Hunt recently negotiated a four-year contract extension with President Carl Peterson, helping to solidify the day-to-day leadership of the franchise for the foreseeable future.

He also represents the family at board and NFL meetings, as well as team management sessions. At the league level, Hunt serves on the Board of Trustees of the Bert Bell/Pete Rozelle NFL Player Retirement Plan, the NFL Player Second Career Savings Plan, the NFL Player Supplemental/Disability Plan and the NFL Player Annuity Program. In addition, Hunt is actively involved in the ongoing efforts to devise a long-term solution to the many issues surrounding Arrowhead Stadium in order to ensure that the Chiefs and their fans may continue to enjoy one of the NFL's foremost football facilities in Kansas City for years to come.

Hunt is also a founding investor-operator in Major League Soccer, which includes the 2000 MLS Champion Kansas City Wizards. In that role, Hunt serves as Chairman of the 10-year old league's Finance Committee and is a member of the league's Labor Committee and Board of Governors. He also has chaired the MLS Competition Committee since the league's inception, helping design and implement all facets of the league's rules of competition. In 2004, he took on additional duties as a member of the MLS Television Committee.

In addition to his responsibilities with the family's sports franchises, Hunt serves as Chief Executive Officer of Shoreline Management Group, LLLP. Through Shoreline, Hunt provides advisory services to a diverse group of companies in the financial services industries. He began his business career as an analyst with Goldman Sachs & Company in New York and later moved to the firm's Los Angeles office.

Hunt graduated first in his class at Southern Methodist University in '87, earning a degree in Business Administration with a concentration in Finance. He was a two-time recipient of the university's highest academic accolade, the Provost Award for Outstanding Scholar. During his collegiate athletic career he was a four-year letterman on the Mustangs nationally-ranked soccer squad, earning first-team Academic All-America honors as a junior and senior and serving as a Tri-Captain his final season. He continued his involvement with SMU by serving as a member of the school's 21st Century Council from 1995-03 and was named the SMU Cox School of Business Outstanding Young Alumni in 2004.

A member of the Young President's Organization since '98, Hunt also serves a Trustee of the St. Mark's School of Texas and a member of the school's investment committee for its endowment. In addition, he is involved with a number of non-profit community organizations. He was born on February 19, 1965 in Dallas, Texas and graduated from the St. Mark's School of Dallas in '83. Hunt and his wife Tavia have two children – Gracelyn and Knobel.



FAN-TASTIC

- *The Chiefs have sold out 117 straight games dating back to the '91 season opener, including five playoff contests.*
- *Kansas City led the AFC and ranked third in the NFL in home attendance in 2004, with an average paid attendance of 77,876 fans per game during the regular season.*
- *The only teams to post a higher attendance figure than the Chiefs last season each had a larger stadium than Arrowhead Stadium.*
- *A total of 1,150,728 fans saw Kansas City play at home and on the road during the regular season in 2004, marking the 24th consecutive year that the Chiefs have broken the one-million mark in total regular season attendance.*
- *The Chiefs season ticket base is comprised of individual accounts from 48 states (all but Maine and Vermont), plus the District of Columbia, Puerto Rico and Canada.*
- *Kansas City boasted a paid attendance of 623,008 for its eight regular season home contests in 2004, good for the sixth-highest attendance tally in franchise history.*
- *The Chiefs registered a paid attendance of 1,150,728 for their 16 regular season games (home and road) in 2004, an average of 71,921 fans per game.*



Jack
STEADMAN
Vice Chairman of the Board



Jack Steadman begins his 46th season as a pro football executive in 2005, serving as the Chiefs Vice Chairman of the Board. The only individual other than Lamar Hunt who has been involved with the Texans/Chiefs franchise every year since its inception in '60, Steadman was recognized for his contributions to the franchise with his induction into the Chiefs Hall of Fame earlier this year. "Jack's contributions to the American Football League, Arrowhead Stadium and the Chiefs franchise have helped positively define the sport in Mid-America," Hunt remarked.

Steadman can look with pride at a list of accomplishments the organization has achieved since moving from Dallas for the beginning of the '63 season in the old AFL. It was Steadman who conceived the idea of building the dual Harry S Truman Sports Complex, which houses Arrowhead and Kauffman Stadiums. The complex is recognized as the finest of its kind in the world. Steadman was promoted from General Manager to Executive V.P. and General Manager in '66; in August of '76 he was named President of the Chiefs; and in '89 was named Chairman of the Board. He enters his initial season as the club's Vice Chairman of the Board in 2005.

After establishing himself as an innovative, successful business man with the Chiefs, Steadman later joined Hunt in the development of Worlds of Fun, a 165-acre family entertainment complex which opened in '73. In '82, HME Entertainment, Inc., completed the 60-acre family water recreation park, Oceans of Fun. In '95, Worlds of Fun and Oceans of Fun were sold to Cedar Fair.

In addition to serving as Chairman of the Chiefs and Hunt Midwest Enterprises, Inc., which owns Hunt Midwest Mining, a limestone rock mining company, and Hunt Midwest Real Estate Development Company, an underground and surface real estate development firm in the Kansas City International Foreign-Trade Zone, he also serves as the Chairman of the NFL Employees Benefit Committee and NFL Investment Committee.

Steadman is a tireless worker and organizer in many civic and service projects. He is past Chairman, President and Campaign Chairman of the Heart of America United Way and past President of the Chamber of Commerce of Greater Kansas City. He is a past Chairman and Board Member of the Private Industry Council as well as the Full Employment Council. He serves as a director of the American Royal Association and the Starlight Theatre Association. Steadman also serves as an Advisory Trustee for Midwest Research Institute and is a past member of the Civic Council Board of Directors. In '88 he was honored by the Chamber of Commerce of Greater Kansas City as the "Kansas Citizen of the Year."

Steadman, who was born September 14, 1928, grew up in Warrenville, Ill., and in Dallas. He attended Baylor University and received his B.A. in Business Administration from Southern Methodist University. Steadman and his wife Judy reside in Mission Hills, Kansas.

IN MEMORIAM

HANK STRAM 1923-2005

The Chiefs and the entire National Football League mourned the death of legendary coach Hank Stram, who passed away on July 4, 2005. One of the most distinguished gentlemen and unique personalities the game has ever known, Stram was inducted into the Pro Football Hall of Fame as a member of the Class of 2003. Upon his enshrinement in Canton, he joined Chiefs Founder Lamar Hunt, as well as five of his Chiefs players whose busts are on display in pro football's most hallowed hall – LB Bobby Bell (Class of 1983), LB Willie Lanier (Class of 1986), QB Len Dawson (Class of 1987), DT Buck Buchanan (Class of 1990) and K Jan Stenerud (Class of 1991).

"He was in so many ways the central focus of everything this franchise did in willing it to succeed," Chiefs Founder Lamar Hunt said. "If I could find one word for Hank, it would be 'resourceful.' He wanted to win so badly and he was so very good at it. He personified the brand new AFL because he was a salesman, he was an innovator, he wasn't afraid to try new things. I always thought he was one of the most imaginative, creative coaches the game has ever known. Call it charm, call it charisma, call it an aura, but 'The Mentor' had a rare quality that is difficult to define."

Stram served as head coach of the Dallas Texans and the Kansas City Chiefs from 1960-74, compiling a 124-76-10 regular season record and a 5-3 postseason mark. He guided the club to three AFL titles and two Super Bowl appearances, including a 23-7 win vs. Minnesota in Super Bowl IV. His many lasting contributions to the game include the two-tight end offense, the stack defense and the moving pocket.

Noted for his uncanny ability to maximize the potential of players, as well as his unique vocabulary and sideline flamboyance, perhaps the highest compliment that can be paid to Stram came from one of his favorite pupils, Dawson, who served as his Hall of Fame presenter. "I'm going to tell you how good I think he is," Dawson remarked. "I wear a Super Bowl ring on this hand and a Hall of Fame ring on the other. I know I wouldn't have either one if it hadn't been for this guy – Hank Stram."

Stram is survived by his wife Phyllis and six children.



Stram was enshrined in the Pro Football Hall of Fame in 2003.



Carl D.
PETERSON
President/GM/CEO



Entering his 17th season as the Chiefs top executive in 2005, team President, General Manager and Chief Executive Officer, Carl Peterson unquestionably serves as the driving force of the organization and is regarded as the person most responsible for the club's return to prominence both on and off the field since his arrival in Kansas City in December of '88

Peterson made perhaps his boldest move to date as Kansas City's President on January 12, 2001, luring Dick Vermeil — who guided the '99 St. Louis Rams to a victory in Super Bowl XXXIV — out of retirement to guide the Chiefs on-field fortunes, marking the first time Kansas City has boasted a Super Bowl champion head coach since the days of Hank Stram.

"I've had one goal since I came here and I know that Dick (Vermeil) now shares that goal with me," Peterson commented. "That goal is to hand the trophy that bears Lamar Hunt's name (AFC Championship trophy) to him at the conclusion of the season. I think we have the right man to accomplish that goal."

For the third time in his football career, Peterson has joined forces with Vermeil and current Chiefs Vice President of Football Operations/Player Personnel, Lynn Stiles to form a true gridiron trinity. Peterson, Vermeil and Stiles were all together for UCLA's '76 Rose Bowl Championship, as well as the Philadelphia Eagles berth in Super Bowl XV in January of '81. At UCLA from '74-75, Peterson worked with Vermeil serving as receivers coach and administrative assistant to the head coach. When Vermeil was named head coach of the Philadelphia Eagles in '76, Peterson served as the club's receivers and tight ends coach, as well as the administrative assistant to the head coach. He then served as Director of Player Personnel from '77-82, assisting Vermeil and the club to four consecutive playoff appearances.

Peterson has a history of guiding the Chiefs in the right direction since coming to Mid-America. He has not only transformed the Chiefs into a model NFL organization, but has also built the franchise into one of pro sport's finest and most respected entities. When Peterson took over the Chiefs, the franchise had been struggling on and off the field and was without any kind of national presence. Simply put, the club's reversal of fortunes under Peterson since that time have been dramatic.

Under his continued guidance, the club maintains one of the most loyal national fan followings and strongest season ticket bases of any pro sports team and boasts individual season-ticket accounts from 48 states (all but Maine and Vermont), the District of Columbia, Puerto Rico and Canada. Regarded as having one of the best and loudest gameday atmospheres in the entire league, the Chiefs consistently fill the NFL's third-largest stadium (capacity 79,451), despite operating in the league's sixth-smallest market. Kansas City has sold out 117 consecutive contests at Arrowhead — including five postseason games — dating back to the club's '91 regular season opener.

Despite his many accomplishments in steering the overall fortunes of the franchise, at his essence, Peterson still remains a quintessential football man. During the decade of the '90s, few teams could match the level of success exhibited on the playing field by the Chiefs. From '90-99, Kansas City posted a stellar 102-58 (.638) record, making Kansas City just one of seven teams in NFL history to record 100 or more wins over the course of a single decade.

Even more impressive was the fact that Chiefs Founder Lamar Hunt and Peterson became just the fourth Owner/General Manager tandem to preside over a team for all 10 years of a 100-win decade.

Dating back to '77, teams whose personnel operations have been overseen by Peterson have produced a combined regular season record of 239-147-2 (.618). During that 24-season span — which includes tenures with the Eagles, Chiefs and USFL's Stars — his teams have produced 18 winning records and have made the playoffs 15 times. During Peterson's tenure, Kansas City has finished first or second in the AFC West 11 times, made eight playoff appearances, won four AFC West titles and reached the only AFC Championship Game in team history. Those are dramatic numbers when you consider in that in the 17 seasons prior to Peterson's arrival, the Chiefs made just one playoff appearance and enjoyed just four winning seasons.

One of the proudest achievements during his tenure has been the re-establishment of the unparalleled fan support. Under Peterson's leadership, Kansas City has evolved into a habitually successful franchise. Few teams enjoy a more impressive homefield advantage than the one boasted by the Chiefs at Arrowhead. Dating back to the start of the '95 season, Denver is the AFC only club that has a better home record than the 58-22 (.725) ledger produced by Kansas City at Arrowhead. The Chiefs have gone 13-3 three times under Peterson's tenure ('95, '97 and 2003), boasting 8-0 regular season marks at Arrowhead each of those years.

The team's national popularity has grown tremendously over the past 16 years. Kansas City has been among the NFL leaders in merchandise sales, national-television appearances (71 times, including 25 on ABC's Monday Night Football, the past 12 years) and international exposure (four American Bowl appearances since '90).

ARROWHEAD'S SELLOUT STREAK

Sellout #	Opponent	Date
1	Atlanta	9/1/91
25	Seattle	1/2/94
50	San Diego	11/24/94
75	Pittsburgh	12/18/99
100	San Diego	12/22/02
117	Oakland	12/25/04

"Under Carl's leadership, the Chiefs have achieved a high level of respect as one of the leaders in the NFL," commented Chiefs Founder Lamar Hunt. "This respect has been measured in several principle areas, including development and guidance of a quality organization in every phase - front office, scouting, coaching and team."

The team's football and administrative successes have not gone unnoticed around the league. Several of the team's top coaches and administrators under Peterson have received promotions to other NFL clubs. Headlining that list of Peterson proteges is former Chiefs Vice President of Player Personnel Terry Bradway, who was named General Manager of the N.Y. Jets in 2001. Bradway spent eight years with Kansas City ('93-00) and also served three years with Peterson ('83-85) in the USFL. In addition, two former Chiefs staff members are Vice Presidents with other teams (Phil Thomas - St. Louis and Phil Youtsey - Carolina), while three former Kansas City assistants currently serve as NFL head coaches with other clubs (Bill Cowher - Pittsburgh; Tony Dungy - Indianapolis and Herman Edwards - N.Y. Jets).

Whether on the field, on the sidelines, or in the front office, the area where Peterson has always truly excelled is in unearthing talent via a variety of fashions. Peterson has pulled the trigger on trades that landed Hall of Fame QB Joe Montana in '93, as well as Pro Bowl QB Trent Green in 2001 and 10-time Pro Bowl T Willie Roaf in 2002. Peterson was responsible for two of the best unrestricted free agent signings in league history, inking Hall of Fame RB Marcus Allen in '93 and RB Priest Holmes in 2001. No matter the round, Peterson and his scouting staff have discovered major contributors throughout the draft, beginning with his initial draft pick in Kansas City which the club utilized on late nine-time Pro Bowl LB Derrick Thomas in '89. In total, Chiefs players have produced 71 Pro Bowl berths during Peterson's 16-year tenure with the club, 32 more than the club tallied in the 16 years prior to his arrival. Kansas City boasted six players in the 2005 Pro Bowl, including a pair of undrafted gems who were signed by Peterson — FB Tony Richardson and G Brian Waters — as well as 10-time Pro Bowl G Will Shields (third round - '93) and six-time Pro Bowl TE Tony Gonzalez (first round - '97).

After his rapid success in the NFL personnel ranks with the Eagles, Peterson was the man selected to build the Philadelphia Stars when the United States Football League was launched in July of '82. As the franchise's President and GM, he proceeded to assemble the most successful team in the league's three-year existence, capturing the USFL title the final two seasons. The Stars 48-13-1 overall record during regular (41-12-1) and postseason play (7-1) was easily the finest of any USFL club. His efforts were rewarded in '83 and '84, when he was named *The Sporting News*' "USFL Executive of the Year."

A '66 graduate of UCLA, Peterson began his coaching career at two Southern California high schools, Wilson High in '66 and Loyola High in '67-68. He moved to Cal-State at Sonoma in '69, where he was named head coach in '70. He returned to his alma mater in '72, where he served as the Bruins receivers coach under Pepper Rodgers for two years, then remained on the staff as receivers coach and administrative assistant to Vermeil when he became the school's head coach in '74 before accompanying Vermeil to Philadelphia in '76.

Peterson serves on the National Boards for the Maxwell Football Club and Pop Warner Little Scholars Organization. He serves as the Chairman of the Board of Trustees for Pop Warner and is a member of the International World President's Organization. He also serves on the Board of The Third and Long Foundation, which was founded by the late Derrick Thomas.

Peterson was inducted into the Missouri Sports Hall of Fame in 2005 with a class that included the likes of longtime Chiefs DE Art Still and former two-sport All-Star Bo Jackson. In 2003, he was also inducted into the Long Beach Century Club Sports Hall of Fame. Other honors he has received include: the 2002 Pop Warner Award for Excellence in Athletics, the 2001 Pro Football Executive Award presented by the All-American Football Foundation, the '98 Maxwell Club Reds Bagnell Award for Outstanding Contributions to the Game of Football and the '98 Special Achievement Award for Professional Athletics presented by the Greater Kansas City Sports Commission. In addition, Peterson serves on the following NFL Committees: NFL Management Council/C.E.C. Senior Executive Group, College and Pro Relations, NFL Europe League Working Executives and the NFL Youth Football Funding Board. Spearheaded by the efforts of Peterson and his wife, Lori, the Chiefs organization (players, coaches and front office staff) has raised a net of over \$12 million for local charities since '98.

Peterson grew up in Long Beach, California, and attended both the U.S. Military Academy at West Point and UCLA. He earned his Bachelor of Science degree in Kinesiology from UCLA in '66, a Master's Degree in Kinesiology in '67 and earned a Doctorate in Administration in Higher Education at UCLA in '70. He is married to the former Lori K. Larson of Kansas City, who is a senior associate with H.O.K. Sports Architects. The Petersons make their home in the historic Country Club Plaza district of Kansas City, Missouri. Carl has one daughter Dawn Peterson Curlewis, who lives in Edinburg with her Scottish-born husband, Graham.



CAROL MODEAN
EXECUTIVE ASSISTANT
BILL NEWMAN



NADINE STEFFEN
EXECUTIVE ASST./TEAM TRAVEL
DENNIS THUM



KARLA WILCOX
EXECUTIVE ASSISTANT
JACK STEADMAN

HIGHLIGHTS OF THE PETERSON ERA

December 19, 1988 - Named President, General Manager & Chief Operating Officer by Lamar Hunt.

January 24, 1989 - Peterson hires Marty Schottenheimer as the seventh head coach in Chiefs history.

April 23, 1989 - Peterson selects LB Derrick Thomas from the University of Alabama with the fourth overall selection in the '89 NFL Draft. Thomas goes on to earn nine consecutive Pro Bowl berths and set the franchise's career sack record with 126.5.

January 5, 1991 - Kansas City makes first playoff appearance since '86.

October 7, 1991 - Kansas City hosts its first Monday Night Football game at Arrowhead since '83. The Chiefs defeat the defending AFC Champion Buffalo Bills by a 33-6 margin.



December 28, 1991 - Kansas City defeats the L.A. Raiders 10-6 in the first playoff game ever held at Arrowhead Stadium.

April 20, 1993 - Peterson acquires QB Joe Montana in a trade with the San Francisco 49ers.

June 9, 1993 - Peterson signs RB Marcus Allen as an unrestricted free agent from the L.A. Raiders.

January 2, 1994 - Kansas City clinches its first AFC West title since '71 with a 34-24 win vs. Seattle.

January 23, 1994 - Kansas City plays in the first AFC Championship Game in franchise history, losing a 30-13 decision at Buffalo.

May 1994 - Promoted to Chief Executive Officer of the franchise by Lamar Hunt.

December 24, 1994 - Kansas City qualifies for the playoffs for a fifth consecutive season after a 19-9 win at the L.A. Raiders.

December 24, 1995 - Kansas City defeats Seattle by a 26-3 score as the Chiefs finish the regular season with the best record in team history at 13-3, winning the AFC West title.

December 21, 1997 - Kansas City defeats New Orleans by a 25-13 score as the Chiefs again finish the regular season at 13-3, winning a third AFC West title in five years.

December 5, 1999 - Kansas City claims a 16-10 victory at Denver, marking the franchise's 100th victory during the decade of the '90s and making the Chiefs one of only seven teams in NFL history to register 100 or more wins in a single decade. Marty Schottenheimer is the club's head coach for 93 of those wins. The victory also marks Peterson's 200th win as a pro football executive.



January 2, 2000 - Kansas City leads the NFL in home paid attendance for the sixth straight season.

October 2, 2000 - Kansas City defeats Seattle by a 24-17 margin in a Monday Night Football contest at Arrowhead. The game is simulcast to 4,391 fans in Kauffman Stadium, giving the club its largest ever on-site attendance of 82,893 fans.

January 12, 2001 - Peterson hires Dick Vermeil as the ninth head coach in franchise history.

December 25, 2004 - Kansas City extends its streak of regular and postseason sellouts at Arrowhead Stadium to 117 games.



PETERSON'S PRO FOOTBALL FORTUNES

Year	Team	REGULAR SEASON				Division Finish	PLAYOFFS	
		W	L	T	Pct.		W	L
1977	Philadelphia Eagles	5	9	0	.357	T4th NFC East	--	--
1978	Philadelphia Eagles	9	7	0	.563	T1st NFC East	0	1
1979	Philadelphia Eagles	11	5	0	.688	1st NFC East	2	1
1980	Philadelphia Eagles	12	4	0	.750	1st East	2	1
1981	Philadelphia Eagles	10	6	0	.625	2nd NFC East	0	1
1983	Phil. Stars (USFL)	15	3	0	.833	1st Atlantic	1	1
1984	Phil. Stars (USFL)	16	2	0	.889	1st Atlantic	3	0
1985	Baltimore Stars (USFL)	10	7	1	.531	4th East Conf.	3	0
1989	Kansas City Chiefs	8	7	1	.531	2nd AFC West	--	--
1990	Kansas City Chiefs	11	5	0	.688	2nd AFC West	0	1
1991	Kansas City Chiefs	10	6	0	.625	2nd AFC West	1	1
1992	Kansas City Chiefs	10	6	0	.625	2nd AFC West	0	1
1993	Kansas City Chiefs	11	5	0	.688	1st AFC West	2	1
1994	Kansas City Chiefs	9	7	0	.563	2nd AFC West	0	1
1995	Kansas City Chiefs	13	3	0	.813	1st AFC West	0	1
1996	Kansas City Chiefs	9	7	0	.563	2nd AFC West	--	--
1997	Kansas City Chiefs	13	3	0	.813	1st AFC West	0	1
1998	Kansas City Chiefs	7	9	0	.438	4th AFC West	--	--
1999	Kansas City Chiefs	9	7	0	.563	2nd AFC West	--	--
2000	Kansas City Chiefs	7	9	0	.438	3rd AFC West	--	--
2001	Kansas City Chiefs	6	10	0	.375	4th AFC West	--	--
2002	Kansas City Chiefs	8	8	0	.500	4th AFC West	--	--
2003	Kansas City Chiefs	13	3	0	.813	1st AFC West	0	1
2004	Kansas City Chiefs	7	9	0	.438	3rd AFC West	--	--
Totals (24 years)		239	147	2	.619		14	13

Note: Includes all of Peterson's years as a pro football executive in the NFL and USFL.



**Dennis
THUM**

Executive V.P./Asst. General Manager



ADMINISTRATION

Dennis Thum, who has played a major role in the Kansas City Chiefs front office the past 32 years, has been the club's Assistant General Manager since '89. In February of '96, he added the role of Executive Vice President to his Assistant GM duties. Thum assists Carl Peterson, the team's President, General Manager and Chief Executive Officer, in overseeing the Chiefs day-to-day football operation.

"Denny Thum is the unsung hero of this organization," noted Peterson. "Without Denny, there are many things we would not have been able to accomplish. He's invaluable to me."

Widely recognized by his peers as one of the NFL's top salary cap administrators, Thum works in close conjunction with Peterson in formulating Kansas City's short-term and long-term strategy relative to player compensation and the salary cap. Thum monitors the salary cap status of the Chiefs and every other NFL team on a daily basis and has long served as a principal negotiator of Kansas City's player contracts.

He is also heavily involved in the preparation of the entire football budget, in addition to providing support to the coaching staff, player personnel staff, trainers and as the club's equipment and video staffs. He is also in charge of all training camp operations and coordinates the team's travel.

Thum held the position of Assistant to the General Manager from '84 to '88, and was promoted to his current position shortly after Peterson's arrival in Kansas City. He served as the club's Director of Accounting in '83 and Chief Accountant in '82. The St. Louis, Missouri native joined the Chiefs as a staff accountant in '74, the same year he graduated from Rockhurst College in Kansas City. Thum and his wife Carmen live in Kansas City, Missouri with their two daughters - Megan and Lindsay. Thum is on the Board of Directors for the St. Joseph Health Center Foundation and previously served on the Alumni Board of Directors for Rockhurst University. The Thums are also active with a number of other charitable causes in Kansas City, including the Medical Missions Foundation and the Children's Center for the Visually Impaired.



Lynn STILES

V.P. Football Operations/Player Personnel



Lynn Stiles rejoined the Chiefs football family on February 29, 2000 when he was named the club's Vice President of Football Operations. On June 7, 2001 he was promoted by Chiefs President Carl Peterson to the post of Vice President of Football Operations/Player Personnel. Stiles previously served as Kansas City's Vice President of Player Personnel from '92-96.

Stiles returned to the Chiefs organization in 2000 after spending the three previous seasons ('97-99) in St. Louis as that club's Vice President of Football Operations. In St. Louis he played a key role in helping current Chiefs Head Coach Dick Vermeil and the Rams produce a win in Super Bowl XXXIV in '99. He also coached the Rams tight ends in '98-99.

In his expanded role with the Chiefs, Stiles oversees all aspects of the Chiefs player personnel department, including both the team's college and pro scouting efforts. In addition, he also works closely with Lamonte Winston and Kansas City's player development department, which he played an integral role in establishing during his initial tenure with the team. Stiles was also instrumental in the formation of a player development program in St. Louis, working with Kevin Warren. He will also continue his work as Vice President of Football Operations, managing various day-to-day football management issues.

Stiles is reunited in Kansas City with Peterson and Vermeil for the third time in his career. The longstanding relationship between this gridiron trinity dates back to UCLA in the '70s. Peterson served as the Bruins receivers coach and administrative assistant from '72-73 under Pepper Rodgers before serving in that same role under Vermeil from '74-75, while Stiles was assistant head coach and defensive coordinator for the Bruins from '70-75. In '75, that trio helped lead the Bruins to a 9-2-1 record, the team's first-ever Pac 8 championship. That season culminated with UCLA's first Rose Bowl appearance in 10 seasons as the Bruins defeated #1 ranked Ohio State.

In '79, Stiles joined forces with Vermeil and Peterson for the second time, this time with the NFL's Philadelphia Eagles. Stiles served as the Eagles tight ends coach and special teams coordinator, while Vermeil was Head Coach and Peterson served as the Eagles Director of Player Personnel. Philadelphia produced a franchise-best 12-4 record in '80 as the Eagles claimed the NFC title and advanced to Super Bowl XV.

Entering his 26th NFL season in 2005, the 63-year-old Stiles has been a member of four Super Bowl teams, including that Super Bowl XV berth with the '80 Eagles. Stiles earned championship rings from three of those Super Bowl appearances (XXIII and XXIV with San Francisco, XXXIV with St. Louis). In total, Stiles has been associated with teams which made six conference championship game appearances and have appeared in 24 overall playoff games.

When Peterson departed to head the USFL's Philadelphia Stars in '82, Stiles became the Eagles Director of Player Personnel from '82-86. During that span Philadelphia acquired Pro Bowl performers such as Reggie White, Randall Cunningham, Seth Joyner, Clyde Simmons and Keith Byars. The Kermit, Texas native then joined Bill Walsh's coaching staff with the San Francisco 49ers as that club's special teams coach in '87. The next season, the 49ers claimed a 20-16 win over Cincinnati in Super Bowl XXIII. In '89, Stiles was promoted to special teams coordinator and tight ends coach by head coach George Seifert as San Francisco went 14-2 and produced a 55-10 victory over Denver in Super Bowl XXIV. He also served as the team's assistant offensive line coach in '91 before originally joining the Chiefs in '92.

From '76-78, Stiles served as head coach at San Jose State where his squads won two league championships. During his first season with the Spartans, he oversaw the development of QB Steve DeBerg, who was named the Pacific Coast Athletic Conference MVP in his only year of major college football. A two-time All-Nevada selection as a prep player at Reno High School, Stiles enjoyed a stellar collegiate career at the University of Utah playing guard and linebacker, earning All-Academic and All-Conference honors, in addition to a berth in the All-American Bowl after his senior season in '62. He embarked on his coaching career at his alma mater in '63 when his roommate was Seifert. Stiles also served as an assistant at Iowa from '64-69 before joining the staff at UCLA in '70.

Stiles and his wife, Margene reside in Leawood, Kansas. They have four children - daughters Staci and Tiffany and sons Shon and Blake, in addition to two grandchildren.

FAST FACT

Kansas City owns a 85-32 (.727) record during its 117-game sellout streak that dates back to '91.



FAST FACT

The Chiefs led the NFL in total for the first time in team history in 2004, averaging 418.4 yards per game.





Bill
NEWMAN
 Senior V.P. of Administration



Bill Newman, who owns an extensive 30-year resume on the Kansas City business scene in management, broadcasting and sales, joined the Chiefs in January of 2005 as the club's Senior Vice President of Administration. In his executive role with the Chiefs, Newman oversees a number of areas for the franchise, including sales, marketing, advertising, tickets, promotions, data processing, development and stadium operations. He came to the Chiefs from Workload Software LCC, where he had served as President since 2003.

Throughout his career, Newman has been involved in a number of highly successful media and business ventures. From '98-03, he held a position for the New York Investment Bank of Veronis Suhler Associates as President and CEO of Atwood Publishing, one of the world's largest trade show and medical meeting industry publishers. A familiar face at Arrowhead Stadium, Newman played an integral role in acquiring the radio broadcast rights to Chiefs games for KCFX-FM in '90 during his tenure as President and General Manager of the Heritage Media Corporation/Hoker Broadcasting from '85-98. Thanks to the efforts of Chiefs President Carl Peterson and Newman, the Chiefs were one of the first NFL teams to extend their radio rights to an FM station, a strategy that has since been widely duplicated around the league.

From '74-98, Newman served in various capacities including President and Market Manager for Heritage Media's six-state, 86-station Chiefs Radio Network and its FM holdings, KCFX, KQRC, KCIY and KXTR. Prior to this, he was Vice President/General Manager for Clear Channel Communication's Tulsa Broadcast Properties and for Meredith Broadcasting (KCMO-AM/FM), including the post of General Sales Manager from '79-83. During his tenure with that organization, he successfully negotiated and won the radio broadcast rights to the Kansas City Royals. At the time, KCMO also held the radio rights for the Chiefs, the NBA's Kansas City Kings and the University of Kansas. He began his longtime stint in Kansas City radio as an account executive with Taft Broadcasting (WDAF-AM). A native Kansas Citian, Newman comes from a family of seven siblings and resides in the Kansas City area with his wife Nonie, son Joe and daughter Mary Elaine.

IN MEMORIAM

JERREL WILSON
 1941-2005

A longtime friend and the greatest punter in Chiefs history passed away on April 9, 2005 when P Jerrel Wilson lost his battle with cancer. The longest-tenured player in team history in terms of years played, Wilson served as the Chiefs punter for the club's first 15 seasons in Kansas City from '63-77. Inducted into the Chiefs Hall of Fame in '88, Wilson was also named a member of the AFL's All-Time Team and earned three trips to the AFC-NFC Pro Bowl during his illustrious professional career.

"Jerrel was the best of his time," Hall of Fame QB Len Dawson told the Kansas City Star after Wilson's passing. "He was called 'Thunderfoot' for good reason. You had to be in practice every day to appreciate his skill. When you saw one of those 80-yarders boom off his foot, you would jerk your head around. He was more than just a punter to us, too. He played wingman on point-afters and he played on kick coverages, too. He wasn't just a guy who punted the ball and then ran for cover. He was a terrific athlete."

Wilson actually spent some time working as a running back early in his career after playing center at Southern Mississippi – the same school that later produced P Ray Guy – giving that school the distinction of producing arguably the two most celebrated punters in NFL history. But a study of the statistics reveals that it was Wilson's 43.4-yard career punting average with Chiefs was a full yard better than Guy's 42.4-yard mark compiled with the Raiders, leading Rick Cleveland of the Jackson (MS) Clarion Ledger to say this of Wilson after his death: "He was Ray Guy before Ray Guy."

Also known as "Duck" for his passion for the outdoors, Wilson still owns an NFL record by leading the league in punting four times ('65, '68, '72-73) and holds Chiefs records for most punts in a career (1,018), average yardage in a career (43.4), season (46.1) and game (56.4), in addition to the Super Bowl record for career punting average (46.5). Jerrel Wilson is survived by his sons Sean and Shannon.





Dick
VERMEIL
Head Coach



19th Year NFL Coach • 5th with Chiefs

A new crusade was officially inaugurated on January 12, 2001 when Chiefs President Carl Peterson named Dick Vermeil as the ninth head coach in the history of the franchise. The 2005 season marks the fifth year of the Vermeil era in Kansas City. This highly-respected coach returned to the NFL ranks in Kansas City after taking a one-year football hiatus following his victory in Super Bowl XXXIV with the St. Louis Rams.

"Sooner or later, it was probably going to happen that Carl and I would be back together again, rejoined to initiate a new crusade," Vermeil said upon accepting his third NFL head coaching post. "Every time we've done it, we've been successful."

In their two previous collaborations Peterson and Vermeil unquestionably forged a winning combination. While the teams, the years and the uniforms have changed, the commitment and trust shared by this dynamic football duo has never wavered. Whether it was upsetting #1 ranked Ohio State 23-10 in the Rose Bowl following the '75 college season or resurrecting a long-dormant Philadelphia Eagles franchise to claim the '80 NFC Championship and a berth in Super Bowl XV, Peterson and Vermeil's gridiron triumphs have been well-documented.

That strong personal bond and history of past successes easily explains why Vermeil was Peterson's top choice for the Chiefs head coaching job, not only in 2001, but dating back to '89 when Peterson originally came to Kansas City to steer the franchise's fortunes.

"When I came to the Chiefs over 12 years ago, there was only one individual I wanted to hire as the head coach of the Kansas City Chiefs, Dick Vermeil," Peterson observed upon hiring Vermeil. "So it is with a great deal of pleasure that after 12 years I have finally been able to accomplish what I set out to do at that time. I'm not concerned about my bias — and I am biased — but I firmly believe that Dick Vermeil is the premier football coach in the entire National Football League."

Unquestionably one of the finest innovators and motivators the game has ever known, Vermeil's style has truly stood the test of time. Whether it was coaching championship football and swimming teams as a high school coach in California, re-establishing UCLA as a national collegiate powerhouse, or reaching the highest echelon of the pro profession by coaching a club to a Super Bowl championship, there's been virtually no challenge Vermeil hasn't stepped up to during his illustrious career.

Vermeil enters his 15th season as an NFL head coach in 2005, after producing a 110-103 regular season record in his 14 previous campaigns. He went 22-26 with the St. Louis Rams ('97-'99), posted a 54-47 record with the Eagles ('76-82) and has produced a 34-30 slate in four seasons with the Chiefs (2001-04). Those 34 regular season wins with Kansas City are the third-highest total by a coach in franchise history, trailing only Hank Stram (124) and Marty Schottenheimer (101). His four-year record with the Chiefs is also one victory better than the 33-31 mark he compiled during his first four seasons in Philadelphia ('76-79). Vermeil boasts a 6-5 career postseason record, including a perfect 3-0 mark during the '99 campaign with the Rams giving him an overall NFL record of 116-108 (.518). In total, Vermeil will embark on his 19th season as an NFL coach after originally entering the league with the L.A. Rams in '69.

In 2004, Kansas City rebounded from an 0-3 start and constructed a late-season, four-game winning streak to finish the year at 7-9. In the process, the Chiefs set a league record with 398 first downs and led the NFL in total offense for the first time in franchise history, averaging 418.4 yards per game. Although the 2004 campaign fell short of Vermeil's own lofty expectations, he hopes to put the Chiefs back into contention for the NFL's ultimate prize in 2005.

In 2003, he guided Kansas City to a 13-3 record, marking the club's first postseason berth since '97. The Chiefs began the season with a 9-0 record, becoming the first team in franchise history and just the ninth squad since the AFL-NFL merger to accomplish that feat. During that season, Kansas City extended its regular season winning streak at Arrowhead Stadium to a franchise-record 13 games as the Chiefs became the first AFC squad to lead the NFL in scoring offense in back-to-back seasons since San Diego in '81-82. Among many notable honors, Vermeil was named Co-Sportsman of the Year by *The Sporting News* along

COACHING CAREER

1959	Del Mar HS (San Jose, CA)	Assistant Coach
1960-62	Hillsdale HS (San Mateo, CA)	Head Coach
1963	San Mateo College	Assistant Coach
1964	Napa Junior College	Head Coach
1965-68	Stanford University	Assistant Coach
1969	L.A. Rams	Special Teams
1970	UCLA	Offensive Coordinator
1971-72	L.A. Rams	Offensive Coordinator/QBs
1973	L.A. Rams	Running Backs/Special Teams
1974-75	UCLA	Head Coach
1976-82	Philadelphia Eagles	Head Coach
1997-99	St. Louis Rams	Head Coach
2001-05	Kansas City Chiefs	Head Coach

with Florida Marlins manager Jack McKeon. The NFL Alumni Association inducted Vermeil into its prestigious Order of the Leather Helmet in April of 2004, while the Touchdown Club of New Orleans bestowed the Chiefs head coach with its 2004 Rozelle Award, a pair of honors that recognize substantial contributions to the game of professional football.

Vermeil etched his name amongst some of the NFL's coaching elite in 2003, becoming just the fourth head coach in league history to take three different teams to the playoffs, joining Chuck Knox (Rams, Bills and Seahawks), Dan Reeves (Broncos, Giants and Falcons) and Bill Parcells (Giants, Patriots, Jets and Cowboys). Marty Schottenheimer (Browns, Chiefs and Chargers) became the fifth coach to accomplish that feat in 2004. That quintet of coaches also represent the only men in NFL history to record a 10-victory season with three different teams.

With a 17-10 win at Baltimore (9/28/03), Vermeil became the 31st coach in NFL history to record 100 career victories (regular and postseason). He registered his 100th regular season NFL win in a 27-24 triumph vs. Oakland (11/23/03), making him the 27th coach in NFL history to accomplish that feat. Just one of eight active NFL coaches with 100 regular season victories, only Marty Schottenheimer (177), Parcells (154), Bill Cowher (130), Joe Gibbs (130) and Mike Holmgren (125) own more regular season wins than Vermeil (110).

Vermeil is also just one of four coaches in NFL history to lead two different teams to the "Big Game," joining the illustrious likes of Parcells (Giants and Patriots), Reeves (Broncos and Falcons) and Don Shula (Colts and Dolphins). Vermeil was granted entry into that prestigious group after leading St. Louis to a win in Super Bowl XXXIV following the '99 season. He also guided Philadelphia to an appearance in Super Bowl XV at the conclusion of the '80 season. Vermeil is one of just eight active NFL head coaches (Bill Belichick, Brian Billick, Gibbs, Jon Gruden, Holmgren, Parcells and Mike Shanahan) who have guided a club to a Super Bowl win.

After taking a 14-year sabbatical from the coaching profession from '83-96, Vermeil returned to the league as President of Football Operations and head coach of the St. Louis Rams on January 22, 1997. Vermeil took over a St. Louis team which had suffered seven consecutive losing seasons and hadn't been to the postseason since '88. In just his third season as head coach of that club in '99, he guided the Rams to a 13-3 regular season record and a thrilling 23-16 victory vs. Tennessee in Super Bowl XXXIV. St. Louis contained its opponents to 21 points or less in all 13 of those regular season victories, winning those contests by an average margin of 22.9 points per game.

Nineteen years after winning the NFL Coach of the Year honor for the initial time with the '80 Philadelphia Eagles, Vermeil was once again honored as the NFL's Coach of the Year following the '99 season with St. Louis and was a consensus "Coach of the Year" selection among pro football publications and by virtually every major event in the country, including Kansas City's own "101 Banquet."

Despite losing current Kansas City QB Trent Green to a season-ending injury in the preseason, a former Arena League and NFL Europe quarterback named Kurt Warner emerged to lead St. Louis to the promised land. While Vermeil was the season's most decorated coach, Warner was the league's most honored player, taking home the NFL Most Valuable Player and Super Bowl MVP trophies. Just 11 days following that Super Bowl victory, Vermeil announced what would be a short-lived retirement from the Rams on February 1, 2000 and joined the Chiefs less than a year later.

The national respect for Vermeil truly transcends football. In fact, it eclipses the sports world entirely. In addition to his impressive litany of accomplishments as a coach, he has served as a widely-acclaimed broadcaster and has long been a highly-coveted motivational speaker. Yet even though he is just one of 21 NFL head coaches ever to claim a Super Bowl ring — joining Hank Stram as the only other Chiefs head coach to own that distinction — Vermeil approaches the challenge of becoming the only head coach in NFL history to lead three separate teams to the Super Bowl with little bravado and much humility.

In '76, Vermeil was named head coach of the Philadelphia Eagles, while Peterson served as the club's receivers, tight ends coach and administrative assistant to the head coach. The duo of Peterson and Vermeil helped lead the Eagles to their first playoff appearance in 18 seasons in '78. In six seasons together with the Eagles from '76-81, Peterson and Vermeil combined to engineer four playoff appearances with Peterson serving as Director of Player Personnel beginning in '77. The highlight of that four-year playoff run came in '80 when Philadelphia claimed its first division title since claiming the NFL Championship in '60, won the NFC Championship Game and advanced to Super Bowl XV in January of '81.

After spending seven seasons (76-82) with Philadelphia, Vermeil retired from coaching during an emotional farewell speech on January 10, 1983. He finished his Eagles career as the second-winningest head coach in that franchise's history, compiling a 54-47 (.535) record. Only Andy Reid (69-36) and Pro Football Hall of Fame inductee Earl "Greasy" Neale (66-44-5) have produced more regular season victories as head coach of the Eagles. In an ironic twist, Vermeil became the first two-time winner of the Earle "Greasy" Neale Award in 2003, an honor presented annually by Philadelphia's Maxwell Club to the NFL Coach of the Year. He previously received that accolade with the Rams in '99.

During his many years in the Philadelphia area — where his family still maintains a residence — Vermeil has found the time to help many worthy causes. Numerous Philadelphia-area organizations have benefited from his involvement including: The Mary Campbell Center, The Second Mile Center and The Boy Scouts of Chester County whose golf tournament which bears Vermeil's name annually earns \$100,000 for the organization.

Shortly after departing the sidelines in Philadelphia, he began a 14-year broadcasting career, serving as an NFL and college football analyst for CBS and ABC from '83-96. Although he declined the opportunity to

become Kansas City's head coach in '89, he did provide color commentary for the Chiefs preseason television broadcasts from '89-96. In addition to being the only head coach to lead his team to victories in both the Super Bowl and the Rose Bowl, he is also the only individual to coach a team in the Rose Bowl and later broadcast a Rose Bowl contest.

Vermeil also owns the rare distinction of being named "Coach of the Year" on four levels: high school, junior college, NCAA Division I and the NFL. He began his coaching career at San Jose's Del Mar High School in '59 and received his initial head coaching assignment at Hillsdale High School in San Mateo, California in '60. After a one-year stint as an assistant at San Mateo College, he produced an 8-1 mark in his lone season as the head coach at Napa Junior College. Vermeil began his NCAA Division I coaching tenure at Stanford from '65-68 working under head coach John Ralston. That star-studded staff included five other future NFL head coaches: Ralston (Denver '72-76); Bill Walsh (San Francisco '79-88), Jim Mora (New Orleans '86-96, Indianapolis '98-01) and Rod Rust (New England '90), as well as current Chiefs Director of Football Administration Mike White (Oakland '95-96).

Vermeil entered the pro ranks in '69 when he was designated as the first special teams coach in NFL history working for the L.A. Rams under Pro Football Hall of Famer George Allen. After a one-year stint on Tommy Prothro's staff as offensive coordinator at UCLA in '70, he moved with Prothro back to the Rams, where he served as offensive coordinator from '71-72. He then coached running backs and special teams for Rams head coach Chuck Knox in '73 before taking over the head coaching reins at UCLA the following year. He compiled a 15-5-3 (.717) record in two seasons as head coach at UCLA ('74-75), including a 9-2-1 record in '75 when Vermeil led the Bruins to their first Pac 8 Championship.

Born in Calistoga, California at the northern end of the world-renowned Napa Valley, Vermeil was a four-sport star at Calistoga High School and was also employed in the auto repair garage of his father, Louis Vermeil. The younger Vermeil applied that work ethic learned in "The Garage" for one season at Napa Junior College, before moving on to San Jose State. He graduated from San Jose State with degrees in physical education (B.A. '58, M.A. '59) after serving as a collegiate quarterback for the Spartans. In 2000, he was inducted into the San Jose State Hall of Fame. True to his wine country roots, Vermeil partners with OnTheEdge Winery to produce his own self-proclaimed "Garage Cabernet" named in honor of his grandfather, Jean Louis Vermeil. Vermeil's great-grandfather — also named Jean Louis Vermeil — once owned the land where the fruit utilized for this Cabernet Sauvignon vintage is grown.

Vermeil and his wife, Carol have three children and 11 grandchildren. Their son Rick and his wife Colleen are parents of grandchildren Kelly, Rick, Michael and Megan. Their son Dave and his wife Janet are parents of grandchildren Jack, Amy and Andy. Their daughter Nancy and her husband Steve Barnett are parents of grandchildren James, Tommy, Stevie and Christopher.

The Vermeils make their home in the historic Country Club Plaza district of Kansas City, Missouri. When not in Kansas City, the entire Vermeil family enjoys spending time and working on "The Ranch," a 114-acre homestead located outside Philadelphia in rural Chester County, Pennsylvania.

VERMEIL'S HEAD COACHING RECORD

Years	Team	REGULAR SEASON				POSTSEASON	
		W	L	T	Pct	W	L
1960-62	Hillsdale High School	17	9	1	.648	--	--
1964	Napa College	8	1	0	.889	--	--
1974	UCLA	6	3	2	.636	--	--
1975	UCLA	8	2	1	.773	1	0
1976	Philadelphia	4	10	0	.286	--	--
1977	Philadelphia	5	9	0	.357	--	--
1978	Philadelphia	9	7	0	.563	0	1
1979	Philadelphia	11	5	0	.688	1	1
1980	Philadelphia	12	4	0	.750	2	1
1981	Philadelphia	10	6	0	.625	0	1
1982	Philadelphia	3	6	0	.333	--	--
1997	St. Louis	5	11	0	.313	--	--
1998	St. Louis	4	12	0	.250	--	--
1999	St. Louis	13	3	0	.813	3	0
2001	Kansas City	6	10	0	.375	--	--
2002	Kansas City	8	8	0	.500	--	--
2003	Kansas City	13	3	0	.813	0	1
2004	Kansas City	7	9	0	.438	--	--
Totals		149	118	4	.557	7	5

VERMEIL FAST FACTS

- Married, wife Carol with three children and 11 grandchildren.
- Entering his 32nd season overall as a coach, his 19th as an NFL coach and his 15th as an NFL head coach in 2005.
- Is one of just four coaches in NFL history to lead two different teams to the Super Bowl - Bill Parcells, Dan Reeves and Don Shula are the others.
- Is one of just eight active coaches to guide a team to a Super Bowl victory - Bill Belichick, Brian Billick, Joe Gibbs, Jon Gruden, Mike Holmgren, Bill Parcells and Mike Shanahan are the others.
- Is one of five coaches in NFL history to guide three different teams to the playoffs, joining Chuck Knox, Dan Reeves, Bill Parcells and Marty Schottenheimer. Vermeil, Knox, Reeves, Parcells and Schottenheimer are also the only five coaches in NFL annals to guide three different teams to a 10-win season.
- Has a 116-108 overall NFL record (regular and postseason), including 110-103 in the regular season.
- Became the 27th coach in NFL history to register his 100th regular season win in 2003. He is just one of eight active NFL coaches with 100 career regular season victories, joining Marty Schottenheimer (177), Bill Parcells (154), Bill Cowher (115), Joe Gibbs (130), Mike Holmgren (125), Mike Shanahan (109) and Dennis Green (103).
- Owns a 34-30 (.531) regular season record as head coach of the Chiefs, the third-highest victory total in franchise history, trailing only Hank Stram (124) and Marty Schottenheimer (101).
- Has guided Kansas City to a 20-12 (.625) regular season record over the past two seasons. New England (28-4), Philadelphia (25-7), Indianapolis (24-8) and Pittsburgh (21-11) are the only clubs with better records over that span.
- Produced a 22-26 (.458) regular season record with St. Louis from '97-99 and was 3-0 in playoff action with the Rams.
- Owns a 6-5 career playoff record as an NFL head coach, 0-1 with the Chiefs, 3-0 with the Rams and 3-4 with the-Eagles.
- Relationship with Chiefs President Carl Peterson and Vice President of Football Operations/Player Personnel Lynn Stiles dates back to '74 when Vermeil was the head coach at UCLA. Peterson and Stiles were both members of the Bruins coaching staff.
- During Vermeil's stint as head coach of the Eagles from '76-82, Peterson served as receivers and tight ends coach in '76 before assuming the role as Director of Player Personnel from '77-81. Stiles coached special teams for Vermeil from '79-81 before taking over as Philadelphia's Director of Player Personnel in '82 when Peterson departed to head the USFL's Philadelphia Stars.
- Has been named "Coach of the Year" at four different levels - high school, junior college, NCAA Division I and has earned the honor twice in the NFL.
- Is the only head coach to lead teams to victories in both the Super Bowl and the Rose Bowl.
- Is the only individual to coach a team in the Rose Bowl and to broadcast a Rose Bowl.
- Named NFC Coach of the Year in '78 after guiding Philadelphia to a 9-7 record and a Wild Card berth. It marked the Eagles first winning season since '66.
- Named NFL Coach of the Year in '80 after leading the Philadelphia Eagles to a franchise-best 12-4 record and a berth in Super Bowl XV.
- Nineteen years after initially winning the award, Vermeil was once again named NFL Coach of the Year in '99 after leading the St. Louis Rams to a franchise-best 13-3 record and a victory in Super Bowl XXXIV over Tennessee.
- Originally entered the NFL in '69 with the L.A. Rams and was designated as the league's first special teams coach.
- Compiled a 15-5-3 (.717) record in two seasons as head coach at UCLA ('74-'75), including a 9-2-1 record in '75 when Vermeil led the Bruins to their first Pac 8 Championship. UCLA made its first Rose Bowl appearance in 10 years as the Bruins upset #1 ranked Ohio State 23-10.
- Served as an assistant coach on head coach John Ralston's staff at Stanford from '65-68 that included six future NFL head coaches: Vermeil (Philadelphia '76-82, St. Louis '97-99, Kansas City 2001); Ralston (Denver '72-76); Bill Walsh (San Francisco '79-88), Mike White (Oakland '95-96), Jim Mora (New Orleans '86-96, Indianapolis '98-01) and Rod Rust (New England '90).
- Served as the head coach of the freshman team at Stanford in '65, posting a 4-0 record.
- Had an 8-1 (.889) record in one season as head coach at Napa Junior College in Napa, California.
- Compiled a 17-9-1 (.648) record in his first head coaching job at Hillsdale High School in San Mateo, California from '60-62.
- Served as a television analyst for NFL and college football broadcasts by CBS and ABC from '83-96.
- Served as a color analyst for Kansas City Chiefs preseason television broadcasts from '89-96.



VERMEIL'S NFL HEAD COACHING CAREER



1976 - Philadelphia Eagles (4-10)

9/12	@ Dallas	L	7-27	10/31	@ N.Y. Giants	W	10-0
9/19	N.Y. Giants	W	20-7	11/7	@ St. Louis	L	14-17
9/27	Washington	L	17-20 OT	11/14	@ Cleveland	L	3-24
10/3	@ Atlanta	W	14-13	11/21	Oakland	L	7-26
10/10	St. Louis	L	14-33	11/28	@ Washington	L	0-24
10/17	@ Green Bay	L	13-28	12/5	Dallas	L	7-26
10/24	Minnesota	L	12-31	12/12	Seattle	W	27-10

1977 - Philadelphia Eagles (5-9)

9/18	Tampa Bay	W	13-3	11/6	New Orleans	W	28-7
9/25	@ L.A. Rams	L	0-20	11/13	Washington	L	14-17
10/2	@ Detroit	L	13-17	11/20	@ St. Louis	L	16-21
10/9	@ N.Y. Giants	W	28-10	11/27	@ New England	L	6-14
10/16	St. Louis	L	17-21	12/4	@ Dallas	L	14-24
10/23	Dallas	L	10-16	12/11	N.Y. Giants	W	17-14
10/30	@ Washington	L	17-23	12/18	N.Y. Jets	W	27-0

1978 - Philadelphia Eagles (9-7)

9/3	L.A. Rams	L	14-16	11/5	Green Bay	W	10-3
9/10	@ Washington	L	30-35	11/12	N.Y. Jets	W	17-9
9/17	@ New Orleans	W	24-17	11/19	@ N.Y. Giants	W	19-17
9/24	Miami	W	17-3	11/26	@ St. Louis	W	14-10
10/1	@ Baltimore	W	17-14	12/3	@ Minnesota	L	27-28
10/8	@ New England	L	14-24	12/10	Dallas	L	13-31
10/15	Washington	W	17-10	12/17	N.Y. Giants	W	20-3
10/22	@ Dallas	L	7-14	NFC WILD CARD			
10/29	St. Louis	L	10-16	12/24	@ Atlanta	L	13-14

1979 - Philadelphia Eagles (11-5)

9/2	N.Y. Giants	W	23-17	11/12	@ Dallas	W	31-21
9/10	Atlanta	L	10-14	11/18	St. Louis	W	16-13
9/16	@ New Orleans	W	26-14	11/25	@ Green Bay	W	21-10
9/23	@ N.Y. Giants	W	17-13	12/2	Detroit	W	44-7
9/30	Pittsburgh	W	17-14	12/8	Dallas	L	17-24
10/7	Washington	W	28-17	12/16	@ Houston	W	26-20
10/14	@ St. Louis	W	24-20	NFC WILD CARD			
10/21	@ Washington	L	7-17	12/23	Chicago	W	27-17
10/28	@ Cincinnati	L	13-37	NFC DIVISIONAL PLAYOFF			
11/4	Cleveland	L	19-24	12/29	@ Tampa Bay	L	17-24

1980 - Philadelphia Eagles (12-4)

9/7	Denver	W	27-6	11/23	Oakland	W	10-7
9/14	@ Minnesota	W	42-7	11/30	@ San Diego	L	21-22
9/22	N.Y. Giants	W	35-3	12/7	Atlanta	L	17-20
9/28	@ St. Louis	L	14-24	12/14	St. Louis	W	17-3
10/5	Washington	W	24-14	12/21	@ Dallas	L	27-35
10/12	@ N.Y. Giants	W	31-16	NFC DIVISIONAL PLAYOFF			
10/19	Dallas	W	17-10	1/3	Minnesota	W	31-16
10/26	Chicago	W	17-14	NFC CHAMPIONSHIP GAME			
11/2	@ Seattle	W	27-20	1/11	Dallas	W	20-7
11/9	@ New Orleans	W	34-21	SUPER BOWL XV (@ New Orleans)			
11/16	@ Washington	W	24-0	1/25	Oakland	L	10-27

1981 - Philadelphia Eagles (10-6)

9/6 @ N.Y. Giants W 24-10	11/8 @ St. Louis W 52-10
9/13 New England W 13-3	11/15 Baltimore W 38-13
9/17 @ Buffalo W 20-14	11/22 N.Y. Giants L 10-20
9/27 Washington W 36-13	11/30 @ Miami L 10-13
10/5 Atlanta W 16-13	12/6 @ Washington L 13-15
10/11 @ New Orleans W 31-14	12/13 @ Dallas L 10-21
10/18 @ Minnesota L 23-35	12/20 St. Louis W 38-0
10/25 Tampa Bay W 20-10	NFC WILD CARD
11/1 Dallas L 14-17	12/27 N.Y. Giants L 21-27

1982 - Philadelphia Eagles (3-6)

9/12 Washington L 34-37 OT	12/11 @ N.Y. Giants L 7-23
9/19 @ Cleveland W 24-21	12/19 Houston W 35-14
11/21 Cincinnati L 14-18	12/26 @ Dallas W 24-20
11/28 @ Washington L 9-13	1/2 N.Y. Giants L 24-28
12/5 St. Louis L 20-23	

1997 - St. Louis Rams (5-11)

8/31 New Orleans W 38-24	11/2 @ Atlanta L 31-34
9/7 San Francisco L 12-15	11/9 @ Green Bay L 7-17
9/14 @ Denver L 14-35	11/16 Atlanta L 21-27
9/21 N.Y. Giants W 13-3	11/23 Carolina L 10-16
9/28 @ Oakland L 17-35	11/30 @ Washington W 23-20
10/12 @ San Francisco L 10-30	12/7 @ New Orleans W 34-27
10/19 Seattle L 9-17	12/14 Chicago L 10-13
10/26 Kansas City L 20-28	12/20 @ Carolina W 30-18

1998 - St. Louis Rams (4-12)

9/6 New Orleans L 17-24	11/8 @ Chicago W 20-12
9/13 Minnesota L 31-38	11/15 @ New Orleans L 3-24
9/20 @ Buffalo W 34-33	11/22 Carolina L 20-24
9/27 Arizona L 17-20	11/29 Atlanta L 10-21
10/11 N.Y. Jets W 30-10	12/3 @ Philadelphia L 14-17
10/18 @ Miami L 0-14	12/13 New England W 32-18
10/25 San Francisco L 10-28	12/20 @ Carolina L 13-20
11/1 @ Atlanta L 15-37	12/27 @ San Francisco L 19-38

1999 - St. Louis Rams (13-3)

9/12 Baltimore W 27-10	12/5 @ Carolina W 34-21
9/26 Atlanta W 35-7	12/12 @ New Orleans W 30-14
10/3 @ Cincinnati W 38-10	12/19 N.Y. Giants W 31-10
10/10 San Francisco W 42-20	12/26 Chicago W 34-12
10/17 @ Atlanta W 41-13	1/2 @ Philadelphia L 31-38
10/24 Cleveland W 34-3	NFC DIVISIONAL PLAYOFF
10/31 @ Tennessee L 21-24	1/16 Minnesota W 49-37
11/7 @ Detroit L 27-31	NFC CHAMPIONSHIP GAME
11/14 Carolina W 35-10	1/23 Tampa Bay W 11-6
11/21 @ San Francisco W 23-7	SUPER BOWL XXXIV (@ Atlanta)
11/28 New Orleans W 43-12	1/30 Tennessee W 23-16

2001 - Kansas City Chiefs (6-10)

9/9 Oakland L 24-27	11/11 @ N.Y. Jets L 7-27
9/23 N.Y. Giants L 3-13	11/25 Seattle W 19-7
9/30 @ Washington W 45-13	11/29 Philadelphia L 10-23
10/7 @ Denver L 6-20	12/9 @ Oakland L 26-28
10/14 Pittsburgh L 17-20	12/16 Denver W 26-23 OT
10/21 @ Arizona L 16-24	12/23 San Diego W 20-17
10/25 Indianapolis L 28-35	12/30 @ Jacksonville W 30-26
11/4 @ San Diego W 25-20	1/6 @ Seattle L 18-21

2002 – Kansas City Chiefs (8-8)

9/8 @ Cleveland W 40-39	11/10 @ San Francisco L 13-17
9/15 Jacksonville L 16-23	11/17 Buffalo W 17-16
9/22 @ New England L 38-41 OT	11/24 @ Seattle L 32-39
9/29 Miami W 48-30	12/1 Arizona W 49-0
10/6 @ N.Y. Jets W 29-25	12/8 St. Louis W 49-10
10/13 @ San Diego L 34-35	12/15 @ Denver L 24-31
10/20 Denver L 34-37 OT	12/22 San Diego W 24-22
10/27 Oakland W 20-10	12/28 @ Oakland L 0-24

2003 – Kansas City Chiefs (13-3)

9/7 San Diego W 27-14	11/16 @ Cincinnati L 19-24	
9/14 Pittsburgh W 41-20	11/23 Oakland W 27-24	
9/21 @ Houston W 42-14	11/30 @ San Diego W 28-24	
9/28 @ Baltimore W 17-10	12/8 @ Denver L 27-45	
10/5 Denver W 24-23	12/15 Detroit W 45-17	
10/12 @ Green Bay W 40-34 OT	12/22 @ Minnesota L 20-45	
10/20 @ Oakland W 17-10	12/28 Chicago W 31-3	
10/26 Buffalo W 38-5	AFC DIVISIONAL PLAYOFF	
11/9 Cleveland W 41-20	1/11 Indianapolis L 31-38	

2004 – Kansas City Chiefs (7-9)

9/12 @ Denver L 24-34	11/14 @ New Orleans L 20-27
9/19 Carolina L 17-28	11/22 New England L 19-27
9/26 Houston L 21-24	11/28 San Diego L 31-34
10/4 @ Baltimore W 27-24	12/5 @ Oakland W 34-27
10/17 @ Jacksonville L 16-22	12/13 @ Tennessee W 49-38
10/24 Atlanta W 56-10	12/19 Denver W 45-17
10/31 Indianapolis W 45-35	12/25 Oakland W 31-30
11/7 @ Tampa Bay L 31-34	1/2 @ San Diego L 17-24

COACHES



**VERMEIL VS. THE NFL
REGULAR SEASON**



<i>Team</i>	<i>W</i>	<i>L</i>	<i>T</i>	<i>Pct.</i>	<i>Team</i>	<i>W</i>	<i>L</i>	<i>T</i>	<i>Pct.</i>
Arizona Cardinals	7	9	0	.438	Minnesota Vikings	1	5	0	.167
Atlanta Falcons	5	6	0	.455	New England Patriots	2	3	0	.400
Baltimore Ravens	3	0	0	1.000	New Orleans Saints	9	3	0	.750
Buffalo Bills	4	0	0	1.000	N.Y. Giants	13	4	0	.765
Carolina Panthers	3	4	0	.429	N.Y. Jets	4	1	0	.800
Chicago Bears	4	1	0	.800	Oakland Raiders	6	5	0	.545
Cincinnati Bengals	1	3	0	.250	Philadelphia Eagles	0	3	0	.000
Cleveland Browns	4	2	0	.667	Pittsburgh Steelers	2	1	0	.667
Dallas Cowboys	3	10	0	.231	St. Louis Rams	1	2	0	.333
Denver Broncos	4	6	0	.400	San Diego Chargers	5	4	0	.556
Detroit Lions	2	2	0	.500	San Francisco 49ers	2	5	0	.286
Green Bay Packers	3	2	0	.600	Seattle Seahawks	3	3	0	.500
Houston Texans	1	1	0	.500	Tampa Bay Buccaneers	2	1	0	.667
Indianapolis Colts	3	1	0	.750	Tennessee Titans	3	1	0	.750
Jacksonville Jaguars	1	2	0	.333	Washington Redskins	7	9	0	.438
Kansas City Chiefs	0	1	0	.000	Totals	110	103	0	.516
Miami Dolphins	2	2	0	.500					



**VERMEIL VS. THE NFL
PLAYOFFS**



<i>Team</i>	<i>W</i>	<i>L</i>	<i>Pct.</i>	<i>Team</i>	<i>W</i>	<i>L</i>	<i>Pct.</i>
Atlanta Falcons	0	1	.000	N.Y. Giants	0	1	.000
Chicago Bears	1	0	1.000	Oakland Raiders	0	1	.000
Dallas Cowboys	1	0	1.000	Tampa Bay Buccaneers	1	1	.500
Indianapolis Colts	0	1	.000	Tennessee Titans	1	0	1.000
Minnesota Vikings	2	0	1.000	Totals	6	5	.545



Mike
WHITE
Director of Football Administration



17th Year NFL Coach • 5th with Chiefs

Mike White enters his 17th NFL campaign and his fifth season with the Chiefs as the club's Director of Football Administration in 2005. Owing 46 years of football expertise as a coach, a talent evaluator and an administrator, White oversees numerous aspects of the Chiefs day-to-day football operation, working under the direction of head coach Dick Vermeil.

White and Vermeil are united in Kansas City for the third time during their careers. From '97-99, he served as assistant head coach with St. Louis under Vermeil where the tandem's efforts culminated in '99 when the Rams claimed a win in Super Bowl XXXIV. Prior to their association in St. Louis, the duo had previously worked together as assistant coaches at Stanford from '65-68.

Before joining the Rams, White spent seven years with the Raiders ('90-96), including two seasons as that club's head coach, compiling a 15-17 record from '95-96. The Berkeley, California native began his tenure with the Raiders coaching the club's quarterbacks ('90-92) and offensive line ('93-94). The Raiders reached the playoffs in three of those five seasons, including an appearance in the '91 AFC Championship Game. Prior to joining the Raiders, White worked closely with the late Tex Schramm from '88-89 to form the World League of American Football (now the NFL Europe League).

In total, White owns 16 years of head coaching expertise, including collegiate stints at Illinois ('80-87) and California ('72-77). A two-time National Coach of the Year, White compiled a 47-38-3 record and three bowl appearances in eight years with the Fighting Illini. In '81 he led Illinois to its first winning record since '74 with a 7-4 mark after inheriting a team which had recorded just one winning season in its prior 14 campaigns. He then took the school to its first bowl appearance in 18 years the following season with a berth in the Liberty Bowl. His '83 squad was among the best in Illinois history, reaching the Rose Bowl and climbing to a Number 10 final AP ranking with a 10-2 record. The school also set a Big Ten record by becoming the first team ever to defeat all nine conference opponents as White earned Coach of the Year honors following the '83 campaign.

White began his NFL career with San Francisco, spending two years as offensive line coach and administrative assistant to Hall of Fame head coach Bill Walsh from '78-79. Before joining the 49ers, White spent 12 years at his alma mater, the University of California, where he served as head coach from '72-77, posting a 35-30-1 record. In '75, he was named Coach of the Year by *The Sporting News* following an 8-3 season in which Cal won the school's first Pac 8 championship. White began his tenure at Cal as freshmen coach in '58-59 before serving as an offensive assistant '60-61 and a defensive assistant from '61-62.

In '64, he began an eight-year stint at Stanford under head coach John Ralston. The Stanford staff at the time included such future NFL coaches as Ralston, Vermeil, Walsh, Jim Mora and Rod Rust. With White directing the offense and Heisman Trophy winner Jim Plunkett at quarterback, Stanford won consecutive Pac 8 titles and posted back-to-back Rose Bowl victories in '70 and '71. A noted developer of quarterbacks in the collegiate ranks, White's many pupils included the likes of Plunkett and Don Bunce (Stanford); Steve Bartkowski, Vince Ferragamo, Joe Roth and Rich Campbell (California); Dave Wilson, Tony Eason, Jack Trudeau and Jeff George (Illinois).

White participated in four sports as an undergraduate at Cal. He played offensive end on the football team from '55-57 and was team captain as a senior. He also captained the rugby team and competed in the decathlon, hurdles and long jump for the Cal track team. In addition, White played guard on the Golden Bears basketball team under legendary coach Pete Newell.

Education: University of California (B.S. '58). **Born:** Berkeley, California. **Family:** Wife - Marilyn. The Whites have three children and five grandchildren. Their daughter Carrie and her husband Scott Chantos are parents of Hannah (12) and Noah (9). Their son Matt and his wife Julie are parents of grandchildren Harrison (6), Dylan (5) and Della, who was born in March. Their son Chris is single.

COACHING CAREER

1958-63	California	Freshman ('58-59) Defensive Assistant ('60-61) Offensive Assistant ('62-63)
1964-71	Stanford	Def./Off. Assistant ('64-67) Off. Line/ Off. Coordinator ('68-71)
1972-77	California	Head Coach
1978-79	San Francisco 49ers	Off. Line/Admin. Asst.
1980-87	Illinois	Head Coach
1990-96	L.A./Oakland Raiders	QB's/Off. Line ('90-94) Head Coach ('95-96)
1997-99	St. Louis Rams	Assistant Head Coach
2001-05	Kansas City Chiefs	Dir. of Football Admin.



Al SAUNDERS

Asst. Head Coach/Off. Coordinator



23rd Year NFL Coach • 15th with Chiefs

Regarded as one of the most accomplished and innovative offensive minds in all of football with experience as both a head coach and offensive coordinator, Al Saunders enters his fifth season as assistant head coach/offensive coordinator for the Chiefs in 2005.

Embarking on his 36th season in the coaching ranks this year, Saunders owns 23 years of NFL coaching experience and is beginning his 15th coaching campaign with Kansas City. He previously served a 10-year stint as assistant head coach/wide receivers coach under head coach Marty Schottenheimer from '89-98. During that 10-year span, he was part of a Chiefs coaching staff which helped guide Kansas City to three AFC West titles and seven playoff berths. In total, Saunders has been associated with 10 postseason appearances, five division crowns and a World Championship during his NFL tenure.

In 2004, the Chiefs led the NFL in total offense for the first time in franchise history, accumulating a franchise-record 6,695 yards or an average of 418.4 ypg. In the process, Kansas City established an NFL record with 398 first downs, breaking the previous mark of 387 set by the '84 Dolphins.

In total, the 2004 Chiefs ranked in the NFL's top five in each of the four major offensive categories for the first time in team history: total offense (1st - 418.4 ypg), scoring offense (2nd - 30.2 ppg), pass offense (4th - 275.4 ypg) and rush offense (5th - 143.1 ypg). Last season, Kansas City also led the NFL in 24 different offensive categories, while tying or breaking 18 different single-season team records, including marks for offensive TDs (58), third-down conversion percentage (47.2%), most games with 400 or more yards of total offense (nine) and most consecutive 400-yard games (five).

Under Saunders, the Chiefs have also continued their unprecedented production in the running game. Kansas City tied a 42-year-old NFL record by registering 63 rushing TDs over the 2003-04 seasons, a two-season mark originally established by the '61-62 Packers. Those numbers were bolstered by three-time Pro Bowl running back Priest Holmes who registered an NFL-record 27 rushing TDs in 2003. The 2004 Chiefs owned the distinction of becoming the first team in league history to have three different backs produce a 150-yard rushing game in a season and were the initial NFL squad to ever rush for eight TDs in a league contest.

Simply put, Saunders has presided over the NFL's most prolific scoring offense over the last four seasons. During that span, no NFL team has registered more points than the 1,754 accumulated by the Chiefs, an average of 27.4 ppg. In 2004, Kansas City scored 30+ points in five consecutive games, a first in team history. The Chiefs led the NFL in scoring in both 2002 and 2003, becoming the first AFC team to lead the league in scoring in back-to-back seasons since San Diego in '81-82. During the 2003 season alone, the Chiefs piled up a franchise-record 484 points after registering a league-high 467 points in 2002.

Dating back to 2001 when Saunders took over as offensive coordinator, the Chiefs rank first in the NFL with 24,278 net yards of total offense (379.3 ypg). The Chiefs' opponent numbers during that 64-game span from 2001-04 are also the league's best in the following seven categories: offensive TDs (200), rushing TDs (105), total first downs (1,413), Red Zone TD percentage (64.3%), runs of 10+ yards (255), passing yards per attempt (7.79) and passing yards per completion (12.58).

Since Saunders returned to Kansas City in 2001, seven different Chiefs offensive players have earned Pro Bowl honors — G Will Shields, T Willie Roaf, TE Tony Gonzalez, RB Priest Holmes, QB Trent Green, FB Tony Richardson and G Brian Waters. While the Chiefs' ground exploits are well-documented, Kansas City has also developed a prolific passing attack under Saunders' direction. In 2004, Green boasted a franchise-high eight 300-yard passing games as Kansas City rolled up franchise records with 370 completions and 4,406 net passing yards. Kansas City also established team records with 228 passing first downs and an overall 65.95 completion percentage. Meanwhile, Gonzalez shattered the NFL single-season receiving record for tight ends with 102 receptions last season as the six-time Pro Bowl tight end had six of Kansas City's 14 individual 100-yard receiving efforts. The Chiefs also boasted a 1,000-yard receiving tandem for just the second time in team history as both Gonzalez (1,258) and WR Eddie Kennison (1,086) topped that lofty plateau.

But record-breaking numbers have been the norm for Kansas City's offense under Saunders. In 2003, the Chiefs led the league in 18 different offensive categories, including virtually every Red Zone category. That

COACHING CAREER

1970-71	Southern California	Graduate Assistant
1972	Missouri	Receivers
1973-75	Utah State	Offensive Backfield
1976-81	California	Asst. Head Coach/ QB's/Off. Coord.
1982	Tennessee	Offensive Coordinator/QBs
1983-88	San Diego Chargers	Receivers ('83-86) Head Coach ('86-88)
1989-98	Kansas City Chiefs	Asst. Head Coach/WRs
1999-00	St. Louis Rams	Assoc. Head Coach/WRs
2001-05	Kansas City Chiefs	Asst. Head Coach/ Offensive Coordinator

season, Kansas City owned NFL-high marks in Red Zone points (324), Red Zone TDs (42), Red Zone scoring percentage (98.1) and Red Zone TD percentage (77.8). The Chiefs also paced the NFL with a +19 turnover differential during the 2003 campaign.

In 2002, Kansas City broke or tied 22 single-season team offensive records. Most notably, Kansas City turned the ball over a franchise-low 15 times (non-strike season) and broke two long-standing NFL records by fumbling just seven times and losing only two of those fumbles. The Chiefs averaged 148.6 rushing yards per game to rank third in the NFL as Holmes finished the year with 2,287 yards from scrimmage, 1,615 ground yards and nine 100-yard rushing games, all figures which established team single-season records.

The foundation for Kansas City's offensive onslaught was established in 2001 when Kansas City finished the year ranked in the NFL's top 10 in rushing, passing and total offense for just the second time since the AFL-NFL merger. That season, Holmes led the NFL in rushing with 1,555 ground yards becoming the first Chiefs back to pace the league since RB Christian Okoye in '89.

Prior to rejoining the Chiefs, Saunders spent two seasons with St. Louis where he coached wide receivers and also served as associate head coach in 2000. During that two-year span, Saunders helped revitalize a Rams offense as the club steamrolled its way to a 13-3 regular season record in '99 and a triumph over Tennessee in Super Bowl XXXIV. Owning an energetic and hands-on style, Saunders continues to invigorate the Kansas City offense in much the same way.

Presiding over high-flying offenses is nothing new for this veteran coach. In 2000, Saunders was part of a St. Louis coaching staff which helped the Rams score 540 points (33.8 ppg), the third-highest single-season total in NFL history. The club also led the league with an NFL-record 442.2 yards of total offense per game and paced the NFL in passing offense (327.0 ypg) for the second straight season, setting another league record in the process. St. Louis amassed 7,075 yards of total offense and 5,232 passing yards, breaking the previous marks established by the '84 Miami Dolphins.

En route to their World Championship in '99, the Rams paced the NFL with 6,412 yards of total offense, good for a remarkable 400.8 ypg average. St. Louis also led the league in passing offense with 272.1 yards per game and topped the NFL in scoring by averaging 32.9 points per contest. The 526 total points amassed by the '99 squad ranked as the fourth-highest tally in NFL annals.

The St. Louis receiving corps under the direction of Saunders was responsible for a large portion of those record-setting numbers. WR Isaac Bruce made the Pro Bowl in each of his seasons working with Saunders and led the Rams in 2000 with 87 receptions, while garnering 1,471 yards and nine TDs. WR Torry Holt had a breakout year under Saunders' tutelage in 2000, leading the league in receiving yards (1,635) and yards per catch (19.9) while earning his first Pro Bowl appearance after grabbing 82 receptions and scoring six TDs. WR Az-Zahir Hakim also made significant progress during Saunders' stay in St. Louis. After producing just 20 catches for 247 yards and one score as a rookie in '98, by the 2000 campaign he had grabbed 53 balls for 734 yards and four TDs. Bruce, Holt and Hakim join a stellar list of receivers tutored by Saunders, a group that includes Pro Football Hall of Famers Charlie Joiner and Kellen Winslow (San Diego) and Lynn Swann (Southern California).

Before initially joining the Chiefs in '89, Saunders served as San Diego's head coach from the midpoint of the '86 season through the '88 campaign. In his first full season as head coach in '87 he guided the Chargers to an 8-7 record, a four-game improvement from the club's 4-12 finish the previous year. That 8-7 record represented San Diego's first winning season in five years and included a perfect 3-0 record in replacement games, a feat matched only by Washington Redskins head coach Joe Gibbs that season. Under Saunders' direction in '87, the Chargers also won eight straight games, the club's longest winning streak in 26 seasons. He joined San Diego in '83 as receivers coach in what was one of the most exiting and prolific pass offenses in NFL history. Behind Hall of Fame QB Dan Fouts and the Chargers electrifying receiving corps coached by Saunders, San Diego led the league in passing and total offense in both '83 and '85.

Saunders began his career as a graduate assistant under John McKay at Southern California ('70-71). He then coached receivers at Missouri ('72) before heading the offensive backfield at Utah State ('73-75). He was an assistant head coach, quarterbacks coach and offensive coordinator at California from '76-81, leading an offense that set 32 national, conference and school records. In '82, he served as the offensive coordinator and quarterbacks coach for Johnny Majors at the University of Tennessee.

Born in London, England, he became one of only four foreign-born head coaches in NFL history after becoming a naturalized U.S. citizen in '60. A three-year starter, team captain and Academic All-America pick as a defensive back at San Jose State ('66-68), Saunders also played wide receiver for the Spartans and is enshrined in the school's Hall of Fame. As a recipient of California's State Graduate Fellowship for Academic Excellence, he earned a Master's degree in education from Stanford and was a doctoral candidate in athletic administration and sports management at USC.

Saunders has been recognized in *Who's Who in America* and was awarded California's prestigious Golden State Award for community leadership and service in '89. A former All-America swimmer and national record holder, Saunders is also an accomplished distance runner. In '96, he competed in the Kansas City and Los Angeles Marathons, as well as the 100th running of the Boston Marathon and was also crowned the Road Runners Club of America's (R.R.C.A.) Masters 5K National Champion.

Education: San Jose State (B.A. '69); Stanford (M.A. '70). **Born:** London, England. **Family:** Wife - Karen; Children - sons Bob and Joe, and daughter Kori.



Gunther
CUNNINGHAM
 Defensive Coordinator



24th Year NFL Coach • 8th with Chiefs

Gunther Cunningham rejoined the Chiefs in 2004 as the club's defensive coordinator after previously serving as Kansas City's head coach from '99-00 and enjoying a record-setting four-year stint as the club's defensive coordinator from '95-98. His return to Arrowhead last season after a three-year hiatus speaks volumes about the level of respect and regard the Chiefs organization possesses for this highly-coveted defensive coach.

Long regarded as one of the league's most talented defensive teachers and tacticians, this 24-year NFL coaching veteran came back to Kansas City after spending three seasons as assistant head coach/linebackers coach of the Tennessee Titans from 2001-03. This fiery motivator has a track record of instilling toughness and tenacity from his defensive units wherever he has coached. Throughout his 37-year coaching career Cunningham has earned the admiration of his troops with a fiercely demanding, yet honest and up-front demeanor. His aggressive and hard-hitting defensive approach has earned him the respect of both his players and his adversaries, alike.

In 2004, Cunningham began the process of restoring Kansas City's proud defensive tradition. Those efforts began with the Chiefs rushing defense which vaulted to 12th in the NFL by permitting just 114.6 ground yards per game. In total, the Chiefs gave up 510 fewer rushing yards (31.9 fewer ypg) than they did just a year earlier when the club ranked 30th in the NFL in that department. The Chiefs also forced 61 negative rushing plays in 2004 to rank eighth in the NFL, throwing opponents for losses 18 more times than they did the previous season.

Under Cunningham's leadership the Chiefs made progress in other defensive areas in 2004, as well. Kansas City tied for seventh in the league with 41.0 sacks, including a string of three straight games with 4.0 or more sacks, the club's longest such streak since '97. Kansas City's sack total was also the club's best since 2000 when Cunningham served as head coach. In addition, the 2004 Chiefs defense also led the league in average distance to go for opponents on second down (8.72 yards) after ranking 18th in that area in 2003.

During his stint with head coach Jeff Fisher in Tennessee, the Titans twice reached the playoffs, including an AFC Championship Game berth in 2002. Cunningham helped tutor a Titans defense that ranked among the league's top five in rushing defense each of his three seasons with the club. In 2003, Tennessee's defense led the NFL in both rushing defense (80.9 ypg) and third-down defense (27.7%). The German-born coach was also credited with aiding in the rapid development of Titans LB Keith Bulluck, who earned his initial Pro Bowl berth under Cunningham in 2003.

Kansas City compiled a 16-16 (.500) record during Cunningham's tenure as the club's head coach, including a 9-7 mark in '99 when Kansas City barely missed the playoffs after tying for the best record in the AFC West with Seattle. The Chiefs 9-7 record was the best of any first-year head coach in franchise history. Other highlights of Cunningham's head coaching tenure included a perfect 4-0 record vs. division rival Denver and a 54-34 victory over defending Super Bowl champion St. Louis (10/20/00), a contest that ranks as the Chiefs second-highest scoring output at Arrowhead. Under Cunningham, Kansas City also led the NFL with a +21 turnover ratio in '99 and set a team record by scoring nine defensive TDs that season.

With Cunningham serving as defensive coordinator from '95-98, the Chiefs registered a 42-22 (.656) record, including a 23-9 (.719) mark vs. the AFC West. Over that span Kansas City's defense allowed an NFL-low 1,050 offensive points (excluding opponents' defensive and special teams scores), an average of 16.4 ppg. Kansas City led the NFL in scoring defense twice during that span, allowing 14.5 ppg in '97 and 15.1 ppg in '95. The 232 total points permitted by the Chiefs in '97 were the lowest tally ever allowed in a 16-game season in team history. In '95, Kansas City's defense was even better in terms of actual offensive points allowed as opposing offenses scored just 206 points that season, an average of just 12.9 ppg.

From '95-98, Cunningham's squads were also opportunistic, producing an AFC-best +30 takeaway/giveaway ratio, accumulating 127 takeaways and scoring 77 points on 10 TDs and four safeties. His teams

COACHING CAREER

1969-71	Oregon	Defensive Line
1972	Arkansas	Defensive Line
1973-76	Stanford	Asst. Off. Line/Freshman (73) Defensive Line ('74-'76)
1977-80	California	Defensive Backs ('77) Def. Line/Def. Coordinator ('98-00) Asst. Head Coach/Def. Coord. ('79-80)
1981	Hamilton Tiger-Cats (CFL)	Def. Line/LBs
1982-84	Baltimore/Indianapolis Colts	Def. Line/LBs
1985-90	San Diego Chargers	Defensive Line
1991-94	L.A. Raiders	Linebackers ('91) Defensive Coordinator ('92-'93) Defensive Line ('94)
1995-00	Kansas City Chiefs	Def. Coordinator ('95-'98) Head Coach ('99-00)
2001-03	Tennessee Titans	Asst. Head Coach/LBs
2004-05	Kansas City Chiefs	Defensive Coordinator

displayed a penchant for putting pressure on the passer as well, producing 172.0 sacks over those four years, a total which ranked third in the AFC and sixth in the NFL over that span.

In '97, the Chiefs broke a 63-year-old mark owned by the '34 Detroit Lions by not permitting a second-half touchdown in 10 consecutive games. That '97 Chiefs defense led the AFC in interceptions (21) and total takeaways (34), while ranking second in the NFL in third-down defense (31.6%). Kansas City's 54.0 sacks in '97 were the second-highest total in team history. That sack count led the AFC and was third in the NFL.

In addition to leading the league in scoring defense, the '95 Chiefs defense also ranked first in the NFL in turnover ratio (+12), touchdowns allowed (23) and yards per play (4.3). Kansas City also topped the AFC and ranked second in the league in total defense, permitting an average of just 284.3 yards per game, while ranking third in the NFL in rushing defense in '95, permitting just 82.9 yards per game.

Cunningham has presided over a litany of prestigious pass rushers and Pro Bowl performers during his two tours of duty in Kansas City. Most notably, Cunningham shared a special bond as a mentor to the late, great nine-time Pro Bowl LB Derrick Thomas, who concluded his illustrious career as the all-time leading sack artist in Chiefs history with 126.5 QB takedowns. Cunningham also coached the likes of Pro Bowl DE Neil Smith, who ranks second in franchise history with 86.0 sacks. Current Kansas City DE Eric Hicks enjoyed the finest campaign of his pro career when Cunningham served as head coach in 2000, racking up a career-high 14.0 sacks, joining Thomas, Smith and Art Still as the only Chiefs players to register that many sacks in a single season. In 2004, DE Jared Allen racked up 9.0 sacks, the second-highest total by a rookie in franchise history, trailing only the 10.0 sacks amassed by Thomas in '89.

CBs Dale Carter and James Hasty formed one of the most formidable cornerback tandems in Chiefs history, combining for six Pro Bowl berths during Cunningham's first tour of duty at Arrowhead. That hard-hitting duo was frequently a factor in forcing turnovers as both players finished their Kansas City careers with 21 interceptions apiece. In addition, DT Dan Saleaumua earned Pro Bowl accolades after anchoring the formidable Chiefs defensive front assembled by Cunningham in '95.

Cunningham joined the Chiefs after spending four seasons ('91-'94) with the Raiders. He served as that club's defensive coordinator in '92 and '93 in addition to tutoring the club's defensive line ('94), as well as coaching the Raiders linebackers ('91). During both his seasons as the Raiders defensive coordinator, his defense ranked ninth in the NFL and was among the AFC's top four units in both '92 and '93. His Raiders pass defense was especially stingy in '92, allowing an NFL-low 11 TD passes.

Prior to that, he spent six seasons as a mentor for the San Diego Chargers defensive line ('85-'90). During his stint with San Diego, the Chargers led the AFC in sacks three times, including a franchise-record 62.0 sacks in '86. During his tenure coaching San Diego's defensive front, DEs Lee Williams and Leslie O'Neal developed into two of the league's finest pass rushers, with both players earning a pair of Pro Bowl berths under his watchful eye.

Cunningham began his NFL career coaching the defensive line for the Baltimore Colts in '82, learning the trade under one of the league's finest defensive minds, Bud Carson, who was the team's defensive coordinator at the time. Cunningham stayed in that capacity with the club through the Colts '84 season in Indianapolis. He originally entered the pro ranks coaching defensive line and linebackers for the Canadian Football League's Hamilton Tiger Cats in '81 before moving along with head coach Frank Kush to the NFL ranks the next year.

A graduate of the University of Oregon where he was a linebacker and placekicker from '66-'68, Cunningham embarked on a coaching career at his alma mater the next season. It was at Oregon where he began his longtime relationship with another noted defensive guru, George Seifert, who was a member of the Oregon staff from '67-'71. He tutored the Ducks defensive line for three seasons ('69-'71) before moving on to the University of Arkansas ('72). From '73-'76 he coached at Stanford University, before making his final stop in the collegiate ranks at the University of California, where he coached the secondary in '77 and the linebackers in '78. He served as defensive coordinator and defensive line coach in his last two seasons with the Bears ('79-'80).

Cunningham played his prep football at Lompoc High School in Lompoc, California. He was then recruited to play at Allan Hancock College in Santa Maria, California by former Raiders head coach and current ABC-TV NFL analyst, John Madden. Madden left the school prior to Cunningham's freshman year and was replaced as head coach by Ernie Zampese, who went on to become one of the NFL's most respected offensive coaches.

Cunningham is just one of four foreign-born individuals in league history to ever serve as an NFL head coach. Current Chiefs assistant head coach/offensive coordinator Al Saunders (San Diego, '86-'88) is also a member of that unique coaching fraternity. The other two foreign-born head coaches in league history were Jock Sutherland (Pittsburgh, '46-'47) and Hugo Bezdek (Cleveland, '37-'38). Born in Munich, Germany, he moved to Greenfield, Massachusetts at the age of 10 in '56 with his mother Katharina and his adoptive father, Air Force Sergeant Gamer Cunningham.

Education: University of Oregon (B.S. '68). **Born:** Munich, Germany. **Family:** Wife - René; Children - Natalie and Adam.

FAST FACT

The Chiefs are 43-6 (.876) at Arrowhead dating back to '95 when holding opponents to 20 points or less, including a streak of 13 consecutive victories dating back to 2001.



FAST FACT

The Chiefs defense has scored at least one TD every season for the past 16 years dating back to '89. Kansas City had two defensive TDs in 2004, returning both an INT and a fumble for scores.





Vernon DEAN

Assistant Defensive Backs



3rd Year NFL Coach • 3rd with Chiefs

Vernon Dean enters his third season as the Chiefs assistant defensive backs coach in 2005. He originally joined the NFL coaching ranks in 2003 after spending 10 seasons coaching on the collegiate and high school level. He assists Peter Giunta in tutoring the Kansas City secondary. The addition of Dean to the Chiefs coaching staff in 2003 coincided with S Jerome Woods earning his initial Pro Bowl berth. That season Kansas City ranked third in the NFL with 25 interceptions due in large part to the play of the Chiefs defensive backs.

Dean brings a wealth of hands-on expertise to his post with the Chiefs after serving seven seasons as an NFL cornerback with Washington ('82-'87) and Seattle ('88). Originally a second-round draft choice (49th overall) of the Redskins in '82, Dean played in 101 regular season games (59 starts), registering 22 interceptions for 274 yards with two touchdowns, as well as seven fumble recoveries, including one for a TD. He also saw duty in 15 career postseason contests, producing four INTs in those games. Raised in Los Angeles, California, Dean made three Super Bowl appearances with Washington and was part of Joe Gibbs' squads that claimed victories in Super Bowls XVII and XXII. He was named NFL Defensive Rookie of the Year by *Football Digest* in '82 and also earned first-team NFL All-Rookie honors from the Pro Football Writers Association and second-team All-NFC accolades from UPI that same season.

Dean gained his initial NFL coaching experience serving an NFL Minority Coaching Fellowship with the Baltimore Ravens during their 2001 training camp, working under the direction of linebackers coach Jack Del Rio (now head coach of the Jacksonville Jaguars) and defensive coordinator Marvin Lewis (now head coach of the Cincinnati Bengals). He was scheduled to serve a fellowship with the Arizona Cardinals in training camp in 2002, before accepting a post as the defensive backs coach at Western Illinois.

Prior to his stint with the Leathernecks, Dean coached the secondary at Western Oregon in 2000-01. From '97-'99 he served as the defensive backs coach at Bishop O'Dowd High School in Oakland, California after spending several years working in both finance and real estate. He began his coaching career at Georgetown University where he tutored defensive backs for the Hoyas in '90 before serving as the club's defensive coordinator in '92 and '93. An All-Western Athletic Conference selection and honorable mention All-America pick as a senior at San Diego State, Dean led the league with six interceptions that season. He began his collegiate playing career at Los Angeles Valley Junior College and spent one season at U.S. International University, where he had 10 interceptions as a junior. He transferred to San Diego State after USIU dropped its football program.

Education: San Diego State, Western Oregon University (B.S. 2001).
Born: Houston, Texas. **Family:** Single, with two sons - Joshua, a former safety at San Diego State and Jaylon.

COACHING CAREER	
1990-93	Georgetown, Defensive Backs ('90-'91) Defensive Coordinator ('92-'93)
1997-99	Bishop O'Dowd HS (CA) Defensive Backs
2000-01	Western Oregon Defensive Backs
2002	Western Illinois Defensive Backs
2003-05	Kansas City Chiefs Asst. Defensive Backs

COACHES



Dean earned rings from Super Bowls XVII and XXII with Washington.

DIRECTIONS TO ARROWHEAD AND CHIEFS FACILITY

FROM KCI AIRPORT

Exit Kansas City International Airport to I-435 South. Follow I-435 South for approximately 25 miles to I-70 East (Left Exit). Take I-70 East one-quarter mile to Blue Ridge Cutoff (Stadium entrance is on immediate right). Enter Sports Complex at Gate 1. Media parking located in Lots D & E on East and South sides of stadium. Trip is approximately 30 minutes under normal driving conditions.

FROM THE COUNTRY CLUB PLAZA

Exit the Plaza heading East on 47th Street, which becomes Brush Creek Blvd./Emanuel Cleaver II Blvd. Follow for approximately 3.5 miles. Turn left on Eastwood Trafficway. I-435 North entrance will be one-quarter mile on left. Take I-435 North approximately two miles to I-70 East. Take I-70 East one-quarter mile to Blue Ridge Cutoff (Stadium entrance is on immediate right). Enter Sports Complex at Gate 1. Trip is approximately 15 minutes.



Irv
EATMAN
Assistant Offensive Line



7th Year NFL Coach • 5th with Chiefs

Owning five years of experience as a Chiefs player, Irv Eatman returned to Kansas City in 2001 as the team's assistant offensive line coach and enters his fifth season in that capacity this year. Eatman spent five seasons as an offensive tackle for the Chiefs from '86-90 after originally being drafted by the club in '83.

Eatman is now in his seventh year as a pro coach and returned to Kansas City in 2001 to help Mike Solari tutor the Chiefs offensive front. During the 2004 campaign the Chiefs became the first AFC club to boast a trio of Pro Bowl offensive linemen since Denver did it in '98. G Will Shields and T Willie Roaf each earned their 10th Pro Bowl berths, while G Brian Waters was rewarded with his initial Pro Bowl invitation, making him the first undrafted guard to earn that distinction since Dallas G Nate Newton did it following the '98 season. Kansas City's blocking unit was also largely responsible for the Chiefs record-setting performance in a 56-10 win vs. Atlanta (10/24) as the Chiefs recorded an NFL-record eight rushing TDs in that victory.

The Chiefs offensive line helped pave the way for nine individual 100-yard rushers in 2004, a mark that tied for the most in team history. Kansas City was also the first team in NFL history to have three different RBs produce a 150-yard rushing game in a season, as RBs Priest Holmes, Derrick Blaylock and Larry Johnson all accomplished that feat. Thanks to Kansas City's vaunted offensive front, the Chiefs piled up a remarkable 63 rushing TDs in 2003-04, tying the '61-62 Packers for the best two-year mark in NFL history.

COACHING CAREER		
1999	Green Bay Packers	Asst. Offensive Line
2000	Pittsburgh Steelers	Asst. Offensive Line
2001-05	Kansas City Chiefs	Asst. Offensive Line



Eatman played 14 professional seasons, including five in Kansas City ('86-90).

Kansas City's offensive line has also been a key factor in the success of three-time Pro Bowl RB Priest Holmes, who set an NFL record with 27 rushing TDs in 2003. Holmes eclipsed the franchise's single-season rushing record with 1,615 yards in 2002 and won the NFL's rushing crown with 1,555 yards the previous season.

Prior to joining the Chiefs coaching staff, Eatman spent the 2000 campaign as an assistant offensive line coach with Pittsburgh after serving in the same role for Green Bay in '99. With Eatman's assistance, Pittsburgh's ground attack ranked fourth in the NFL in 2000, averaging 140.5 yards per game, a 16.1 yards per game improvement from '99 when the Steelers ranked 10th in the league.

The 44-year-old Eatman provides a valuable resource for the Chiefs offensive line, owning 14 years of professional playing experience, including 11 seasons in the NFL. Originally drafted by Kansas City in the eighth round of the '83 NFL Draft, Eatman signed with the USFL and was a three-time All-Pro offensive tackle ('83-85) for the Philadelphia/Baltimore Stars

where Chiefs President Carl Peterson was President/General Manager at the time.

During his three-year run with the Stars, Eatman was part of a squad which posted a league-best 48-13-1 overall record, including a remarkable 7-1 postseason mark. The Stars appeared in all three of the league's championship games and claimed the final two USFL titles in '84 and '85. In addition, Eatman was named the USFL Man of the Year for his charitable efforts following the '84 campaign.

Following his tenure in the USFL and a five-year stay in Kansas City, Eatman went on to play with the N.Y. Jets ('91-92), L.A. Rams ('93), Atlanta Falcons ('94) and Houston Oilers ('95-96). In total, the Birmingham, Alabama native played in 149 regular season NFL contests and saw postseason duty with both the Chiefs in '90 and the Jets in '91.

Eatman attended UCLA where he was a two-time Lombardi Award semi-finalist, three-time honorable mention All-America selection and a two-time All-Pac 10 pick. As a senior in '82, he played on the Bruins squad which claimed a 24-14 victory over Michigan in the Rose Bowl.

Education: University of California - Los Angeles. **Born:** Birmingham, Alabama. **Family:** Wife - Maureen with three children.

COACHES



Frank
GANSZ, JR.
Special Teams



7th Year NFL Coach • 5th with Chiefs

Frank Gansz, Jr. enters his fifth season with Kansas City serving as the club's special teams coach. Embarking on his 18th season in the coaching profession, Gansz is in his seventh NFL campaign after serving a two-year stint directing Oakland's special teams from '98-99.

The Chiefs continued their high level of special teams production under Gansz's direction in 2004. Thanks to return man extraordinaire WR Dante Hall, Kansas City registered two kickoff return TDs in a season for just the fourth time in franchise history. The Chiefs also accomplished that feat in 2003, marking the first time in franchise annals the club had pulled that feat off in back-to-back seasons. The club also set single-season franchise records with 75 kickoff returns and 1,820 kickoff return yards. Meanwhile, first-year K Lawrence Tynes unseated the venerable K Morten Andersen and became the first Chiefs kicker to nail a pair of 50-yard FGs in a season since K Pete Stoyanovich in '98.

Kansas City registered an NFL-high four TDs on special teams under Gansz in 2003, the club's best total since getting a team-record five in '87. Even more impressively, the Chiefs became the first team to lead the league in both punt return and kickoff return average since Washington in '95. Kansas City's 16.42-yard punt return average broke a team record that had stood since the franchise's inaugural season in '60.

Those gaudy return numbers were due in large part to Hall. Dating back to 2002, no NFL player can top the nine return TDs registered by this two-time Pro Bowler during the regular season. Hall tied an NFL record by registering four kick return TDs (two punts, two kickoffs) in the regular season — a feat he accomplished in four consecutive games — in addition to recording a 92-yard kickoff return TD in the playoffs. He also set a Chiefs single-season record with 2,446 combined net yards in 2003.

But Kansas City's special teams exploits under Gansz haven't been limited to the return phase. TE Kendall Gammon received a Pro Bowl invitation as a long snapper in 2004, while DE Gary Stills went to the Pro Bowl as a special teams performer in 2003. During the 2001-02 campaigns Gansz's units blocked four punts and partially blocked another, marking the club's best two-year punt-blocking total since '89-90. After blocking one field goal in 2002, the Chiefs upped that total to two blocked FGs in 2003, knocking down a pair of kicks at San Diego (11/20/03).

Getting production out of the kicking game is nothing new for Gansz. During his tenure with the Raiders, Gansz tutored some of the league's top return threats in Desmond Howard, Darrien Gordon and Napoleon Kaufman. In '98, Howard ranked fifth in the AFC with a 12.0-yard punt return average. The 42-year-old Gansz joined Oakland following a five-year stay at the University of Houston ('93-97) where he served as tight ends and special teams coach. In '96 under Gansz the Cougars established a school single-season record for highest kickoff return average. Thanks in part to Gansz's special teams unit, Houston claimed a share of the Conference USA title while appearing in the Liberty Bowl following the '96 season.

In '92, Gansz served as the special teams coach for the New York/New Jersey Knights of the World League (now NFL Europe). During his lone season with the Knights, Gansz's kickoff coverage, kickoff return and punt return units led the league as his squad tallied four special teams scores. Prior to joining the Knights, Gansz served a pair of two-year stints at the collegiate level, coaching at both Pittsburgh ('88-89) and Army ('90-91). At Pitt, Gansz was part of a staff which helped guide the Panthers to a 31-28 victory over Texas A&M in the '89 John Hancock Bowl. Gansz broke into coaching as a graduate assistant at the University of Kansas ('87). Gansz was a four-year performer as a defensive back at The Citadel before he embarked on his coaching career.

Gansz's father, Frank Sr. retired following the 2001 season after 24 seasons in the NFL coaching ranks, most recently as the special teams coordinator for Jacksonville from 2000-01. The elder Gansz was twice named the NFL's Special Teams Coach of the Year ('89, '99) and spent five seasons ('81-82, '86-88) on the Chiefs coaching staff, including a two-year stint ('87-88) as Kansas City's head coach. It was thanks in large part to Gansz's instruction that the Chiefs blocked or deflected an NFL-record 10 kicks in '86 as the team ended a 15-year playoff drought. In the only head-to-head regular season meeting between Gansz, Jr. and his father, the younger Gansz and the Chiefs prevailed by a 30-26 margin at Jacksonville (12/30/01).

Education: The Citadel (B.A. '85). **Born:** Greenville, South Carolina.

COACHING CAREER

1987	Kansas	Graduate Assistant
1988-89	Pittsburgh	Defensive Backs ('88) Offensive Line ('89)
1990-91	Army	TEs/Special Teams
1992	N.Y./N.J. Knights (WIAF)	Special Teams
1993-97	Houston	TEs/Special Teams
1998-99	Oakland Raiders	Special Teams
2001-05	Kansas City Chiefs	Special Teams



Peter
GIUNTA
Defensive Backs



15th Year NFL Coach • 5th with Chiefs

Beginning his 15th NFL season and his 25th year in the coaching profession overall, Peter Giunta (pronounced JUN-ta) enters his fifth season as the Chiefs defensive backs coach in 2005. The 48-year-old coach joined the Chiefs after spending four seasons ('97-00) with St. Louis, including the last three as that club's defensive coordinator. Giunta served as the Rams assistant head coach under Dick Vermeil in '98-99 after originally joining the Rams staff as defensive backs coach in '97.

S Jerome Woods earned his initial Pro Bowl berth under Giunta's guidance in 2003, a remarkable feat considering the fact that he missed the entire 2002 campaign with a broken right leg. The Chiefs registered 25 INTs to rank third in the NFL that season — the club's highest tally since '99 — as S Greg Wesley and former Rams CB Dexter McCleon paced the team with six interceptions apiece.

As Rams defensive coordinator, Giunta was responsible for the resurgence in the St. Louis defense which helped spark the club's remarkable run to a World Championship in '99. Those efforts culminated with a 13-3 regular season record that year and a 23-16 victory in Super Bowl XXXIV. Giunta's unit led the league in rush defense in '99, allowing just 74.3 yards per game, while ranking fourth in scoring defense (15.1 ppg) and sixth in total defense (293.6 ypg).

The Rams '99 defense led the NFC with 29 INTs, a figure which ranked second in the NFL. CB Todd Lyght led the way, tying for the league

lead with six interceptions, earning his initial Pro Bowl berth in the process. St. Louis was also opportunistic, returning nine takeaways (seven INTs and two fumbles) for touchdowns in '99. Those turnovers were due in large part to a Rams pass rush which racked up 57.0 sacks, a figure which tied Jacksonville for the league lead. That charge was headlined by Pro Bowl DE Kevin Carter, who led the NFL with 17.0 QB takedowns.

Giunta also has a reputation for getting the most out of the defensive backs under his jurisdiction and stifling opponents' passing attacks. In 2000, McCleon registered eight interceptions for St. Louis, a total which was surpassed only by Green Bay S Darren Sharper, who had nine. As the Rams defensive coordinator in '98, St. Louis ranked third in the NFL in passing defense, allowing 176.9 yards per game. With Giunta serving as defensive backs coach in '97 the Rams were second in the league with 25 INTs thanks to CB Ryan McNeil, who led the NFL with nine pickoffs.

Prior to joining the Rams, the Salem, Massachusetts native spent two seasons as the defensive backs coach for the N.Y. Jets from '95-96. In his initial campaign with that club, the Jets defense led the league in pass defense (171.3 ypg). Giunta was also instrumental in the development of CB Aaron Glenn, who would go on to earn Pro Bowl nods following the '97 and '98 campaigns.

Giunta's first NFL coaching position came coaching defensive backs for Philadelphia from '91-94. During the '91 season, the Eagles defense ranked first in the league in passing defense (150.8 ypg), rushing defense (71.0 ypg) and total defense (221.8 ypg). That marked just the fifth time in NFL history and the first time since '75 that a single team led the league in all three of those defensive categories.

Giunta's 10 seasons in the collegiate ranks began at Penn State ('81-83). During his first year on Joe Paterno's staff, Giunta was a defensive assistant before coaching the tight ends for his final two seasons. While at Penn State, the Nittany Lions claimed the '82 National Championship with a 27-23 victory over Georgia in the Sugar Bowl. In all, Penn State would claim three bowl victories during Giunta's tenure ('82 Fiesta, '83 Sugar and '83 Aloha).

Following Penn State, Giunta moved on to Brown ('84-87) where he coached both the tight ends and wide receivers before becoming the offensive coordinator ('86-87). Giunta then moved onto Lehigh ('88-90) where he was responsible for the tight ends and wide receivers. After a four-year playing career as a defensive back and running back at Northeastern ('74-77), Giunta began his coaching career in Massachusetts where he guided Swampscott High School from '78-80.

Education: Northeastern University (B.S. '79); Penn State University. **Born:** Salem, Massachusetts.

Family: Wife - Cindy; Children - Christina, John and D.J.

COACHING CAREER		
1981-83	Penn State	Defensive Assistant ('81) Tight Ends ('82-83)
1984-87	Brown	Tight Ends/Wide Receivers ('84-85) Offensive Coordinator ('86-87)
1988-90	Lehigh	Tight Ends/Wide Receivers
1991-94	Philadelphia Eagles	Defensive Backs
1995-96	N.Y. Jets	Defensive Backs
1997-00	St. Louis Rams	Defensive Backs ('97) Asst. Head Coach/Dat. Coord. ('98-00)
2001-05	Kansas City Chiefs	Defensive Backs

COACHES



Carl
HAIRSTON
Defensive Line



11th Year NFL Coach • 7th with Chiefs

Carl "Big Daddy" Hairston returned to Arrowhead for his second tour of duty on the Kansas City coaching staff in 2001. Entering his 11th season as an NFL defensive line coach, Hairston previously coached Kansas City's defensive front from '95-96. Hairston's return to the Chiefs has produced substantial dividends for the club. A host of young players such as 2004 Mack Lee Hill Award winner DE Jared Allen, 2002 first-round draft choice DT Ryan Sims, as well as seasoned performers such as DE Eric Hicks have all benefitted greatly from Hairston's 15 years of NFL playing experience. Thanks to 9.0 sacks from Allen — the second-highest total by a rookie in Chiefs history — Kansas City tied for seventh in the NFL with 41.0 sacks in 2004.

The 52-year old coach rejoined the Chiefs following a four-year stint ('97-00) as the defensive line coach for St. Louis under head coach Dick Vermeil. Ironically, Hairston began his pro playing career with the Eagles in '76 under Vermeil, who was a rookie NFL head coach that season. Since that time, Hairston and Vermeil have been virtually inseparable as Hairston has been on the field as either a player or an assistant coach for every game of Vermeil's illustrious NFL head coaching tenure. Prior to coming back to Kansas City, Hairston tutored a pair of players who each topped the double-digit sack mark in St. Louis in 2000, DEs Kevin Carter (10.5) and Grant Wistrom (11.0).

During the Rams 13-3 season in '99 when the club claimed the Super Bowl XXXIV title, St. Louis tied Jacksonville for the league lead with 57.0 sacks, thanks in large part to Hairston's front four. Carter led the league with 17.0 sacks and joined teammate DT D'Marco Farr in the Pro Bowl. Behind Carter's 12.0 sacks in '98, only the N.Y. Giants (54.0), Seattle (53.0) and San Francisco (51.0) produced more sacks than St. Louis (50.0). In '97, Hairston's defensive front was anchored by DE Leslie O'Neal who produced 10.0 sacks, marking the seventh double-digit sack tally of his illustrious NFL career.

COACHING CAREER		
1995-96	Kansas City Chiefs	Defensive Line
1997-00	St. Louis Rams	Defensive Line
2001-05	Kansas City Chiefs	Defensive Line

Hairston began his coaching career as the defensive line coach under then-Chiefs head coach Marty Schottenheimer and defensive coordinator Gunther Cunningham in '95. In his two years on the Chiefs staff ('95-96), Hairston helped guide one of the fiercest defensive fronts in football. The Chiefs compiled a 13-3 record and won the AFC West title in '95, ranking second in the AFC and third in the NFL with 47.0 sacks. Under the watchful eye of Hairston, Kansas City DE Neil Smith led the team with 12.0 QB takedowns to earn a Pro Bowl nod, while DT Dan Saleaumua also received a Pro Bowl invitation for his efforts.

Hairston originally joined the Chiefs in '94 as a pro scout and also assisted with the defensive line coaching duties during training camp that season. Prior to his time in Kansas City, Hairston spent three seasons ('91-93) as a college scout for the Arizona Cardinals.



Hairston was a member of the Eagles Super Bowl XV squad.

One of the finest defensive ends of his era, Hairston enjoyed a stellar 15-year pro playing career. He appeared in 224 NFL contests (184 starts), registering 1,141 tackles and 94.0 sacks. He played eight seasons in Philadelphia ('76-83), six years in Cleveland ('84-89) and one season with Arizona ('90).

A seventh-round draft pick (191st overall) of the Philadelphia Eagles and Vermeil in '76, Hairston went on to start all eight seasons he was in Philadelphia, captaining the defense from '79-83 and racking up 100 or more tackles for five straight years ('77-81). In '79, he led the Eagles and the NFC with a career-best 15.0 sacks. A year later, Hairston served as a starting defensive end for Vermeil's Eagles in Super Bowl XV against the Oakland Raiders. In total, the Martinsville, Virginia product participated in 15 career playoff contests, including four conference championship games ('80 NFC, '86 AFC, '87 AFC and '89 AFC).

A four-year starter at linebacker and defensive end at Maryland-Eastern Shore, Hairston earned collegiate all-conference honors on three occasions and also played one season of basketball. In 2005, Hairston was inducted into the Mid-Eastern Athletic Conference (MEAC) Hall of Fame.

Education: University of Maryland-Eastern Shore (B.A. '85). **Born:** Martinsville, Virginia. **Family:** Wife - Cindy; Children - Carl, Jr. and Crystal.



Jeff

HURD

Strength and Conditioning



11th Year NFL Coach • 8th with Chiefs

Jeff Hurd is in his eighth campaign as Kansas City's head strength and conditioning coach. A member of the National Strength and Conditioning Association, Hurd owns 22 years of experience in the health and fitness field. He joined the Chiefs in '98 after spending the previous three seasons ('95-97) as the assistant strength and conditioning coach for the Jacksonville Jaguars under head coach Tom Coughlin.

In his position with the Chiefs, Hurd is responsible for overseeing one of the league's most highly-attended NFL off-season conditioning programs which puts an emphasis on not only improving strength and cardiovascular endurance, but also enhancing speed and flexibility. He also supervises the club's personalized in-season training regiment designed to maintain those off-season gains.

Hurd was already a familiar face in the Chiefs weight room before joining Kansas City's coaching staff on a full-time basis in '98. He worked under the direction of former Chiefs and current San Diego Chargers strength coach Dave Redding for three seasons ('90-92) as a strength and conditioning assistant during training camp and also served as an intern with the Kansas City strength coaches in '93 and '94.

Hurd was raised in Parker, Arizona and was a two-year baseball letterman at Imperial Valley Junior College in El Centro, California before transferring to Fort Hays (Kansas) State where he earned two more letters and graduated with a degree in physical education in '81. He also received a master's degree in physical education from Fort Hays with an emphasis in exercise physiology in '84, the same year he began his coaching career as a graduate assistant strength coach for the Tigers. After leaving Fort Hays, Hurd served as the head strength coach for Delta State ('85-86), Western Michigan ('87-93) and Tulsa ('94), in addition to a stint as the assistant strength and conditioning tutor at Clemson ('86-87) before joining the Jaguars in '95.

Education: Fort Hays State University (B.S. '81), (M.S. '84). **Born:** Pomona, California. **Family:** Wife - Kathy; Children - Eric, Austin and Audra.

COACHING CAREER

1984	Fort Hays State	Graduate Assistant
1985-86	Delta State	Head Strength Coach
1986-87	Clemson	Asst. Strength & Cond.
1987-92	Western Michigan	Head Strength Coach
1993-94	Kansas City Chiefs	Strength & Cond. Intern
1994	Tulsa	Head Strength Coach
1995-97	Jacksonville Jaguars	Asst. Strength & Cond.
1998-05	Kansas City Chiefs	Strength & Cond.

2005 KANSAS CITY CHIEFS COACHING STAFF



*Front Row (Left to Right): Terry Shea, James Saxon, Frank Gansz, Jr., Al Saunders, Head Coach Dick Vermeil, Mike White, Gunther Cunningham, Fred Pagac, Peter Giunta.
Back Row (Left to Right): Chad O'Shea, Vernon Dean, Bob Saunders, Charlie Joiner, Jason Verdusco, Mike Solari, Irv Eatman, Carl Hairston, Bob Karmelowicz, Darvin Wallis, Jeff Hurd, Billy Long, Muadlanvita Kazadi (Intern).*

COACHES



Charlie
JOINER
Wide Receivers



19th Year NFL Coach • 5th with Chiefs

A member of the Pro Football Hall of Fame, Charlie Joiner brings 36 years of expertise as an NFL player and coach to the Chiefs organization. He embarks on his fifth season as the club's wide receivers coach in 2005, his 19th year as an NFL coach. Prior to joining the Chiefs in 2001, he spent nine seasons ('92-00) coaching wide receivers for the Buffalo Bills. During that span, Buffalo merited six playoff berths, won two AFC Championships and made appearances in Super Bowls XXVII and XXVIII with Joiner on the club's coaching staff.

In Kansas City, Joiner has effectively integrated a number of talented performers into the club's receiving corps. Johnnie Morton and Eddie Kennison combined for 117 receptions, 1,881 yards and 11 TDs in 2004. Kennison produced his finest NFL campaign last season, setting career highs with 62 catches for 1,086 yards, while adding eight TDs. Former RB Dante Hall continued to hone his skills as a wide receiver under Joiner, who is also credited with helping former CFL standout Marc Boerigter make a quick transition to the NFL game in 2002 when he produced a team-high eight TD catches.

Two of Joiner's star pupils during his nine-year stay in Buffalo were Eric Moulds and Andre Reed. Moulds earned a pair of Pro Bowl appearances under Joiner's guidance, getting his initial bid in '98 when he recorded 67 catches for a team-record 1,368 yards and nine TDs. In 2000, he was selected to his second Pro Bowl after breaking Reed's single-season reception record with 94 catches for 1,326 yards and five scores. Reed, who played with Buffalo from '85-99, holds Bills career records for receptions (941), receiving yards (13,095) and receiving TDs (86). He ranks second in NFL history behind only Jerry Rice in both receptions and seasons with 50 or more catches (13).

Prior to joining the Bills, Joiner served five seasons ('87-91) as the San Diego Chargers receivers coach upon concluding his playing career with the club in '86. In Kansas City he is reunited with Chiefs assistant head coach/offensive coordinator Al Saunders, who began his NFL coaching career tutoring Joiner and the rest of the Chargers wideouts in '83. Joiner succeeded Saunders as the club's receivers coach in '87 when Saunders was promoted to head coach during the midpoint of Joiner's final campaign as a player in '86.

Among the WRs tutored by Joiner in San Diego was Anthony Miller, who earned back-to-back Pro Bowl berths following the '89 and '90 seasons. Miller enjoyed one of the finest campaigns of his 10-year NFL career under Joiner in '89, hauling in 75 passes for a career-high 1,252 yards and 10 TDs for the Chargers.

An 18-year NFL playing veteran, Joiner was inducted into the Pro Football Hall of Fame in '96 following a career which included stints with Houston ('69-72), Cincinnati ('72-75) and San Diego ('76-86). He played in 239 career regular season contests, the most ever by an NFL wide receiver. He also saw action in nine career postseason contests, including the '80 and '81 AFC Championship Games. He ended his career with 750 catches for 12,146 yards and 65 TDs. Joiner earned Pro Bowl honors following the '76, '79 and '80 seasons. He was named the Chargers Most Inspirational Player seven times and was twice honored by the City of San Diego on "Charlie Joiner Day" in '84 and '86.

Joiner was inducted into the Pro Football Hall of Fame in '96.

Joiner produced four 1,000-yard seasons during his tenure in San Diego and topped the 70-catch barrier three straight seasons from '79-81. Part of one of the most prolific offenses in NFL history, Joiner's biggest years came in the heyday of the "Air Coryell" offense playing along with fellow Pro Football Hall of Famers QB Dan Fouts (HOF '93) and TE Kellen Winslow (HOF '95), as well as fellow Pro Bowl WRs, Wes Chandler and John Jefferson.

The Many, Louisiana native was a four-year letterman at Grambling from '65-68. He was selected in the fourth round of the '69 draft by Houston as a defensive back and was traded to Cincinnati midway through the '72 campaign for RBs Fred Willis and Paul Robinson. He was traded to San Diego in '76 in exchange for DE Coy Bacon. Joiner was inducted into the Louisiana Hall of Fame in '90 and was officially enshrined in the Pro Football Hall of Fame on July 27, 1996, becoming just the 13th post-World War II receiver to be honored among the league's all-time greats in Canton.

Education: Grambling State (B.A. '69). **Born:** Many, Louisiana. **Family:** Wife - Dianne; Children - Jynaya and Kori.

COACHING CAREER		
1987-91	San Diego Chargers	Wide Receivers
1992-00	Buffalo Bills	Wide Receivers
2001-05	Kansas City Chiefs	Wide Receivers



COACHES



Bob
KARMELOWICZ
Defensive Line



14th Year NFL Coach • 9th with Chiefs

Entering his 14th season in the NFL and his 31st year overall in the coaching profession, Bob Karmelowicz begins his ninth campaign as Kansas City's defensive line coach in 2005. Prior to joining the Chiefs staff in '97, he spent three years with the Washington Redskins ('94-96) and two seasons with the Cincinnati Bengals ('92-93).

A former collegiate nose tackle, Karmelowicz brings a wealth of expertise, as well as a unique and enthusiastic style to his post. Among the many novel coaching techniques utilized by the ever-crafty Karmelowicz is an off-season training regiment which has included the use of the martial arts to enhance the footwork, hand-eye coordination and the leverage abilities of his linemen.

In 2004, Karmelowicz helped in the rapid development of fourth-round draftee DE Jared Allen, who led Kansas City with 9.0 sacks, the second-highest total amassed by a Chiefs rookie. Allen received a host of all-rookie accolades for his efforts, in addition to the Chiefs prestigious Mack Lee Hill Award. In total, Kansas City's 41.0 sacks on the season tied as the seventh-best tally in the league and were the Chiefs best mark since 2000. Two of Karmelowicz's brightest pupils, DE Eric Hicks (5.0 sacks) and DT John Browning (4.5 sacks) continued their steady play.

Karmelowicz has played a large role in the ongoing development of both Hicks and Browning. After joining the Chiefs as a rookie free agent in '98, Hicks ranked sixth in the NFL with a team-high 14.0 sacks in 2000 and enters the 2005 campaign fifth in Chiefs history with 40.5 career sacks. Perhaps the most impressive feat of Browning's tenure with Kansas City came in 2000 when he produced 6.0 sacks and 71 tackles after starting games at all four defensive line positions that year.

In 2001, Karmelowicz was credited with assisting another Mack Lee Hill Award winner, DT Eric Downing. Karmelowicz is also highly regarded for molding other young players into productive performers such as former Chiefs DT Tom Barndt, who started 40 games for Kansas City from '97-99 after being drafted by the club as an offensive lineman in '95.

The Chiefs have produced two of the three highest single-season sack counts in team history during Karmelowicz's tenure. In 2000, the Chiefs ranked fourth in the NFL with 51.0 sacks, the third-highest tally in team history as the club's defensive line registered 40.0 of those QB takedowns.

In his initial season with the Chiefs in '97, the club's revamped defensive front coached by Karmelowicz was a key element of the NFL's stingiest scoring defense. The club racked up 54.0 sacks, the second-highest total in franchise history, a figure which also tied for the third-best mark in the league. That pass rush was led by DE Dan Williams who paced the team with a career best 10.5 sacks in just his first year with the club. The team improved in stuffing the run as well in '97, yielding just 101.3 yards per game to rank fourth in the AFC and seventh in the league.

Karmelowicz has traditionally maximized the talents at his disposal, something he has done in his previous coaching assignments. In three seasons with Washington ('94-96), he worked with the likes of DT Sean Gilbert and DE Ritchie Owens, who led the Redskins with 11.0 sacks in '96, just his second pro campaign. During his three years ('89-91) coaching the defensive line at the University of Miami (Fla.), he helped produce a pair of top-three overall draft picks in Russell Maryland (first overall in '91) and Cortez Kennedy (third overall in '90). His defensive line was also a key link in a Hurricanes squad which led the nation in total defense in '89 and topped the country in scoring defense in '91.

The Plainville, Connecticut product began his career in the professional ranks with the Cincinnati Bengals ('92-93) after spending 16 seasons on the collegiate level. Prior to his three years at Miami, Karmelowicz enjoyed stints at Massachusetts ('80), Texas-El Paso ('81), Illinois ('82-86) and Washington State ('87-88). A three-year starter and a consensus Little All-America nose tackle at the University of Bridgeport, Karmelowicz began his coaching career under Frank Kush at Arizona State in '75 and went on to spend five seasons ('75-79) with the Sun Devils.

Education: University of Bridgeport (B.A. '72); Arizona State University (M.A. '77). **Born:** New Britain, Connecticut. **Family:** Wife - Olga; Children - Liz, Marissa and Dave.

COACHING CAREER		
1975-79	Arizona State	Offensive Line
1980	Massachusetts	Offensive Line
1981	Texas-El Paso	Offensive Line
1982	UNLV	Defensive Line
1983-86	Illinois	Defensive Line ('83-85) Offensive Line ('86)
1987-88	Washington State	Defensive Line
1989-91	Miami (Fla.)	Defensive Line
1992-93	Cincinnati Bengals	Defensive Line
1994-96	Washington Redskins	Defensive Line
1997-05	Kansas City Chiefs	Defensive Line



Billy

LONG

Asst. Strength and Conditioning



5th Year NFL Coach • 5th with Chiefs

Entering his fifth full season in the NFL, Billy Long serves as the Chiefs assistant strength and conditioning coach. Long assists Jeff Hurd in the implementation of Kansas City's year-round conditioning and training regiment. He came to the Chiefs in 2001 following a nine-year stay ('92-00) at Southern University where he served as the school's strength and conditioning coach and also coached the club's offensive line.

Prior to coming to Kansas City, Long served as a longtime consultant to the St. Louis Rams organization. He originally worked with the club as the team's minority coaching intern in '94 and served as a consultant to the club starting in '95, working primarily during the club's training camp held at Western Illinois University in Macomb, Illinois. His arrival in Kansas City reunited Long with Chiefs head coach Dick Vermeil, who served as the Rams head coach from '97-99.

While working with the Rams, Long became a mainstay in the locker room and was credited with initiating the "Gotta go to work!" mantra, which became a battle cry for the Rams during their Super Bowl XXXIV championship season in '99. In addition to his training camp assistance, Long frequently traveled to St. Louis to help the team prepare prior to regular season contests.

Owning 21 years of collegiate experience, Long spent four years serving as the strength and conditioning coordinator and coaching the offensive line at Arkansas - Pine Bluff from '87-91. A collegiate guard at Alabama State, Long began his coaching career at his alma mater in '81, serving as defensive line coach and as the club's strength and conditioning coach. From '82-86 he coached the offensive line in addition to his weight room duties with Alabama State.

Education: Alabama State University (B.S. '81). **Born:** Phenix City, Alabama. **Family:** Wife - Marshelle; Children - Tekia and Kyler.

COACHING CAREER

1981-86	Alabama State	Def. Line/Off. Line/Strength
1987-91	Arkansas - Pine Bluff	Off. Line/Strength
1992-00	Southern	Off. Line/Strength
2001-05	Kansas City Chiefs	Asst. Strength & Cond.



Chad

O'SHEA

Assistant Special Teams



2nd Year NFL Coach • 2nd with Chiefs

Chad O'Shea enters his second season as the Chiefs assistant special teams coach in 2005 after assisting Frank Gansz, Jr. in a volunteer capacity during the 2003 campaign. O'Shea works closely with Gansz in developing and implementing all aspects of Kansas City's special teams efforts.

That duo previously worked together at the University of Houston when Gansz was the Cougars tight ends/special teams coach from '93-97. After transferring from Marshall University where he was a member of a Thundering Herd squad that claimed the '92 NCAA Division I-AA title, O'Shea spent two seasons ('94-'95) playing quarterback for Houston, captaining the Cougars as a senior.

O'Shea joined the Houston coaching staff as a graduate assistant in '96 and served as wide receivers coach in '97. When Gansz departed for the NFL coaching ranks in '98, O'Shea assumed his role as Houston's tight ends/special teams coach. In '99, O'Shea added recruiting coordinator to his duties.

In 2000, O'Shea joined the staff at Southern Mississippi where he served three seasons as that club's special teams coach and recruiting coordinator. During O'Shea's three-year tenure with the Golden Eagles, his specialty units were responsible for a remarkable 21 blocked kicks. O'Shea's father, Mike served as a longtime athletic trainer in the collegiate and NFL ranks, including a stint with the Baltimore Colts working under the legendary Ed Block.

Education: University of Houston (B.S. '95). **Born:** Colorado Springs, Colorado. **Family:** Wife - Melissa; Children - Claire and Grace.

COACHING CAREER

1996-99	Houston	Graduate Assistant ('96) Wide Receivers ('97) TEs/Special Teams ('98) TEs/Special Teams/Recruiting Coordinator ('99)
2000-02	Southern Mississippi	Special Teams/ Recruiting Coordinator
2003-05	Kansas City Chiefs	Volunteer Assistant ('03) Assistant Special Teams ('04-05)

COACHES



Fred
PAGAC
Linebackers



5th Year NFL Coach • 2nd with Chiefs

Entering his second campaign as the Chiefs linebackers coach in 2005, Fred Pagac (pronounced PUG-itsh) embarks on his fifth season in the NFL coaching ranks after spending three seasons (2001-03) in the same capacity with Oakland. In his initial campaign with Kansas City, Pagac quickly integrated a number of young faces into the starting lineup while working with a Chiefs linebacking corps depleted by season-ending injuries to LBs Mike Maslowski and Shawn Barber.

Under Pagac's tutelage in 2004 third-year LB Scott Fujita led the squad for a second consecutive season, posting 112 tackles. Meanwhile, second-year LB Kawika Mitchell rebounded from an early-season ankle injury to start 12 games and was the club's runner-up on the tackle chart with 85 stops. Perhaps Pagac's best work came with LB Monty Beisel, who began training camp at ROLB before starting five games at MLB. When LOLB Shawn Barber was lost for the year in midseason, Beisel stepped in to start four contests at that position. Despite missing five games himself with a calf injury, Beisel still finished fourth on the squad with 64 tackles. But rapidly developing young talent is nothing new for Pagac. During his tenure with Oakland, he was credited with helping LB Napoleon Harris make an immediate contribution for the Raiders after being selected in the first round of the 2002 NFL Draft.

COACHING CAREER		
1978-00	Ohio State	Graduate Assistant ('78-81) Linebackers ('82-95) Defensive Coordinator ('96-99) Assistant Head Coach (2000)
2001-03	Oakland Raiders	Linebackers
2004-05	Kansas City Chiefs	Linebackers

Owning 23 seasons of coaching experience, the 53-year old Pagac spent 19 years as an assistant coach at his alma mater of Ohio State before joining the Raiders in 2001. The Richeyville, Pennsylvania native served as the Buckeyes defensive coordinator from '96-99 and served as assistant head coach under John Cooper in 2000. He began his coaching career as a graduate assistant under the legendary Woody Hayes in '78 before joining the Buckeyes staff on a full-time basis under Earle Bruce in '82.

In '98, his Ohio State squad led the nation in rushing defense, ranked second in pass defense and was fourth in total defense. That season he was one of five finalists for the Frank Broyles Award as the nation's outstanding assistant coach at the collegiate level.

In '97, Ohio State allowed 170 points to rank second in the country in scoring defense. That season the club also ranked second in the NCAA in pass efficiency. In '96, the Buckeyes were first in the nation in defensive pass efficiency and ranked second in scoring defense, allowing just 131 points, the fewest surrendered by Ohio State since '79.

During his tenure as an assistant at Ohio State, Pagac was associated with 10 Buckeyes defensive performers who earned All-America honors, including future NFL Pro Bowl LBs Chris Spielman and Pepper Johnson. That prestigious list includes numerous active NFL performers such as LB Mike Vrabel (New England), CB Shawn Springs (Washington), LB Na'il Diggs (Green Bay) and S Mike Doss (Indianapolis). CB Antoine Winfield (Minnesota) was a two-time All-America pick at Ohio State and claimed the Jim Thorpe Award as the nation's top defensive back as a senior in '98. Other notable NFL performers who worked as collegiate players under Pagac include San Francisco CB Ahmed Plummer, who was the Buckeyes MVP in '99, as well as current Buffalo CB Nate Clements. Former New England LB Andy Katzenmoyer won All-America accolades with the Buckeyes in '97 and won the Butkus Award as the country's top collegiate linebacker that season.

A three-year starter at tight end for Ohio State from '71-73, Pagac was part of Buckeyes squads that amassed an incredible 25-6-2 record over his playing career, including a 19-3 mark in Big Ten play. During his senior campaign in '73, Ohio State posted a 10-0-1 mark and finished second in the final AP poll. Pagac entered the NFL ranks as a player with the Chicago Bears, where he won the club's prestigious Brian Piccolo Award as a rookie in '74. Pagac also saw duty in 13 games for Tampa Bay during that franchise's inaugural season in '76.

Education: Ohio State University (B.A. '75). **Born:** Richeyville, Pennsylvania. **Family:** Wife - Bernie; Children - daughter Jennifer and a son Fred, Jr., who played linebacker for the Frankfurt Galaxy in 2005.



Bob SAUNDERS
Offensive Assistant



2nd Year NFL Coach • 2nd with Chiefs

Bob Saunders enters his second season in a full-time capacity with the Chiefs as an offensive assistant coach after spending the 2002-03 seasons as an offensive intern with the club. Saunders coordinates the club's offensive self-scouting duties and is responsible for computer analysis, statistical and video breakdowns of opponents on a weekly basis, as well as monitoring the club's offensive tendencies. In addition to coordinating research and carrying out special projects for Kansas City's offensive coaching staff, he also designs and diagrams the club's offensive playbook, as well as assisting Charlie Joiner with the Chiefs wide receivers.

As an offensive intern for two seasons, Saunders served in a similar capacity for the club assisting the club's offensive staff with a special emphasis on researching the club's offensive tendencies in the passing game and in the Red Zone. Prior to joining the Chiefs,

Saunders gained two years of administrative experience in professional sports, serving as a Marketing and Community Relations intern for the Kansas City Wizards of Major League Soccer.

Saunders transferred to Missouri - Kansas City after serving as a wide receiver and defensive back at Southern Methodist University, where he played collegiately under former Chiefs assistant coach Tom Rossley, who currently serves as the offensive coordinator of the Green Bay Packers. Saunders was a was also a recipient of the SMU's prestigious Alumni Scholarship for Excellence in Leadership. He embarked on his college career after starring in both football and baseball at Kansas City's Rockhurst High School.

Education: Southern Methodist University, University of Missouri - Kansas City (B.A. 2002). **Born:** Walnut Creek, California. **Family:** Wife - Gina.

COACHING CAREER

2002-05 Kansas City Chiefs... Offensive Intern ('02-03)
Offensive Assistant ('04-05)

IN MEMORIAM

MARK HATLEY
1949-2004

The National Football League lost a longtime employee and the Chiefs lost a trusted friend on July 27, 2004 when Mark Hatley died unexpectedly of a heart attack. Known to most as simply "Hat" - a moniker befitting his Texas panhandle roots - Hatley was a pivotal contributor to the Chiefs success in the '90s. He began his tenure in Kansas City as the club's linebackers coach ('87) before serving as a scout ('88-91) and Director of Pro Personnel ('91-96). "The NFL lost a wonderful, talented and devoted person," Chiefs President Carl Peterson observed. "I believe Mark Hatley to be one of the most talented evaluators of player personnel that I've ever encountered."

Renowned for his ability to identify free agent talent, Hatley was instrumental in the acquisition of Chiefs Pro Bowlers such as RB Marcus Allen, FB Kimble Anders, CB James Hasty and DT Dan Saleaumua, as well as a number of other key contributors such as DE Vaughn Booker, CB/S Mark Collins, LB Tracy Simien and RB Barry Word, just to name a few.

Hatley departed the Chiefs following the '96 season, serving as Vice President of Player Personnel for the Chicago Bears ('97-01) and Vice President of Football Operations for the Green Bay Packers (2002-04). During his stint with the Bears, he drafted back-to-back NFL Rookies of the Year in LB Brian Urlacher (2000) and RB Anthony Thomas (2001). In 2001, Chicago won its first NFC Central title since '90 thanks to a roster featuring all 22 starters who were acquired by Hatley.

A collegiate linebacker at Oklahoma State and a longtime coach in the NCAA ranks, Hatley began his NFL career coaching the secondary for New Orleans in '85 under O.A. "Bum" Phillips. "He was a thorough football man," recalled Phillips. "As a scout, I don't believe there was anyone better. He was not only a good judge of talent, he was a good judge of people."

Mark Hatley is survived by his wife Claudia and his daughter Eliza.



Among Hatley's many player acquisitions for the Chiefs was DE Vaughn Booker (left).



James
SAXON
Running Backs



6th Year NFL Coach • 5th with Chiefs

Former Chiefs running back James Saxon begins his sixth season as an NFL coach in 2005, his ninth season of coaching overall. After enjoying a four-year playing career with Kansas City from '88-91, Saxon embarks on his fifth year of tutoring the club's running backs. Prior to joining the Kansas City coaching staff in 2001, he spent one season in the same capacity with the Buffalo Bills.

Saxon's return to the Chiefs has coincided with the emergence of three-time Pro Bowl RB Priest Holmes as one of the NFL's finest all-purpose performers. Under Saxon's guidance Holmes has scored more total TDs (66) and more rushing TDs (62) over the past three seasons (2002-04) than any other player in a three-year span in NFL history, an especially remarkable feat considering that Holmes missed the final eight games of the 2004 campaign with a knee injury.

Holmes was named the 2002 NFL Offensive Player of the Year by the Associated Press after breaking his own single-season franchise record with 1,615 rushing yards in 2002 after becoming just the second player in team history to lead the league in rushing with 1,555 ground yards in 2001. Ironically, Saxon also had a hand in Christian Okoye's league-leading rushing effort in '89, serving as the lead blocker for Okoye — who Holmes surpassed as the franchise's all-time leading rusher in 2004 — who paced the NFL with 1,480 ground yards. A true multi-purpose threat, Holmes also set Chiefs seasonal running back records with 74 receptions and 690 receiving yards. In 2002, Holmes accumulated 2,287 yards from scrimmage, the fourth-highest total in NFL history.

However, Holmes isn't the only Pro Bowl performer to work under Saxon as FB Tony Richardson has earned well-deserved back-to-back Pro Bowl nods. With Richardson serving as the Chiefs lead blocker, Holmes proceeded to set an NFL single-season record with 27 rushing TDs in 2003. Saxon has also had a hand in developing two other talented runners during his tenure in Kansas City — RB Derrick Blaylock and 2003 first-round pick RB Larry Johnson. Blaylock ran for 186 yards in his first NFL start in 2004, the fifth-best single-day performance in team history. Meanwhile, Johnson rattled off three 100-yard rushing games, one 100-yard receiving effort and nine rushing TDs in the season's final six games.

Prior to joining the Chiefs coaching staff, Saxon began his NFL coaching career on a full-time basis with Buffalo in 2000. He originally joined the Bills in '99 as part of the Ralph C. Wilson, Jr. Coaching Fellowship. Saxon served in a similar training camp capacity with the Chiefs in '98. As the running backs coach at Rutgers from '97-98 Saxon mentored RB Jackie Crooks who finished his career as the fifth-leading rusher in school history (2,434 yards). In '99, Saxon served as a volunteer assistant at Menlo College in Atherton, California before joining the Bills.

An eight-year NFL playing veteran, Saxon was drafted in the sixth round (139th overall) of the '88 draft by the Chiefs. As a rookie with Kansas City, he made an immediate impact and received the club's prestigious Mack Lee Hill Award, which is bestowed annually to the team's top rookie or first-year performer. With the Chiefs ('88-91), Saxon played in 54 games (six starts), rushing 127 times for 497 yards with five TDs. He also accumulated 37 receptions for 323 yards and had 14 kickoff returns for 193 yards with Kansas City.



Saxon won the Mack Lee Hill Award as a rookie in '88.

Saxon joined Miami as a "Plan B" free agent in '92. In three seasons with the Dolphins ('92-94), he played in 48 games (seven starts), registering 17 carries for 36 yards to go with 32 catches for 192 yards. He also amassed 24 tackles on special teams for the Dolphins. He returned to the Chiefs for training camp in '95, but was acquired by Philadelphia prior to the start of the regular season, playing in nine contests for the Eagles.

During the course of his 111-game NFL career, the versatile Saxon was utilized as a fullback, halfback, receiver, blocker, kickoff returner and special teams coverage man. He concluded his career with 533 rushing yards on 145 carries with five TDs while also hauling in 69 receptions for 515 yards.

A native of Beaufort, South Carolina, Saxon was an honorable mention All-America fullback at San Jose State, where he produced 118 carries for 609 yards and nine TDs, as well as 78 receptions for 732 yards and four scores. He also threw four TD passes and returned 22 kickoffs. Saxon was a prep standout at Battery Creek High School in Burton, South Carolina before entering the collegiate ranks.

Education: San Jose State, California State University at Hayward (B.A. 2000). **Born:** Beaufort, South Carolina. **Family:** Wife - Shannon; Child - Devin.

COACHING CAREER		
1997-98	Rutgers	Running Backs
1999	Menlo College	Volunteer Assistant
2000	Buffalo Bills	Running Backs
2001-05	Kansas City Chiefs	Running Backs

COACHES



Terry
SHEA
Quarterbacks



5th Year NFL Coach • 4th with Chiefs

Terry Shea returns to the Chiefs as Kansas City's quarterbacks coach in 2005 after serving a one-year stint as Chicago's offensive coordinator. Owning an extensive offensive resume with 35 years of coaching experience, Shea comes from the coaching family tree of Pro Football Hall of Fame coach Bill Walsh and has been particularly adept at grooming players at the quarterback position during his distinguished coaching career.

In his second tour of duty with Kansas City, Shea will be reunited with Chiefs QB Trent Green. During their first three seasons working together from 2001-03, Green developed into one of the NFL's most consistent passers. Working under Shea's guidance in 2003, Green earned his initial Pro Bowl berth and became just the second signal caller in franchise history to register a 4,000-yard campaign, throwing for 4,039 yards. During the course of that 2003 season Green completed 63.1% of his passes (330 of 523) with 24 TDs, while getting picked off just 12 times, numbers that translated into a stellar 92.6 rating.

During his collegiate coaching career, Shea was instrumental in the tutelage of numerous signal-callers who went on to enjoy productive NFL careers. Shea's most recent collegiate pupils playing in the NFL are three-time Pro Bowl QB Jeff Garcia, who played for Shea at San Jose State in '90-91 and Philadelphia's Mike McMahon, who played for Shea during his tenure at Rutgers.

In total, Shea owns seven seasons of experience as a collegiate head coach. He came to Kansas City in 2001 after spending five years ('96-00) as the head coach at Rutgers University. He also served as offensive coordinator and quarterbacks coach for the Scarlet Knights. In '98, he was named the Big East Coach of the Year after orchestrating the second-biggest one-year turnaround in NCAA Division I history by taking a team which finished 0-11 in '97 and guiding them to a 5-6 mark just a year later.

Prior to a one-year stint with the CFL's British Columbia Lions in '95, Shea spent three seasons ('92-94) as the associate head coach and offensive coordinator under head coach Bill Walsh at Stanford. In Shea's initial season with the Cardinal, Stanford won its first conference title since '71 and earned a berth in the '93 Blockbuster Bowl against Penn State. The Cardinal would go on to conclude the year with a 10-3 mark, the first 10-win season the institution had seen since '40, thanks in large part to Shea's offensive unit which produced a 24-3 postseason victory over the Nittany Lions.

Shea joined the Cardinal after his two-year head coaching stint at San Jose State from '90-91 where he compiled a 15-6-2 record and led the school to a pair of Big West titles. In his initial year as head coach at San Jose State in '90, he guided the team to a 9-2-1 record and was named Pro Football Weekly's "National Coach of the Year." Shea is part of a distinguished list of Chiefs personnel with connections to San Jose State, where head coach Dick Vermeil played QB from '56-58, V.P. of Football Operations/Player Personnel Lynn Stiles served as head coach from '76-78, assistant head coach/offensive coordinator Al Saunders played wide receiver and defensive back from '66-69 and running backs coach James Saxon played there from '84-87.

Shea had previously served as offensive coordinator at San Jose State from '84-86. In '86, his Spartan offense led the nation in both total offense and passing offense. Between his stints at San Jose State, he spent three years ('87-89) as the offensive coordinator at the University of California under head coach Bruce Snyder.

The San Mateo, California native began his NCAA Division I coaching career at Utah State and coached the secondary, special teams, quarterbacks and receivers during his tenure with that team from '76-81. Two of his star QBs at Utah State were Eric Hipple and Bob Gagliano who each went on to pursue NFL playing careers. Shea joined Utah State after a six-year stint at Mt. Hood Community College in Gresham, Oregon from '70-75, where he coached the passing game, the secondary and special teams.

Shea served as a college quarterback at the University of Oregon from '65-67. Following his graduation, he inaugurated his coaching career with a two-year tour of duty ('68-69) as a graduate assistant for the Ducks. He is also credited with authoring "The Quarterback" and producing an instructional video, "The Making of a Quarterback."

Education: University of Oregon (B.S. '68), (M.A. '70). **Born:** San Mateo, California. **Family:** Wife - Susan Town; Children - Jennifer, Garrett and Daniel.

COACHING CAREER

1968-69	Oregon	Graduate Assistant
1970-75	Mt. Hood C.C.	Passing Game Secondary/Special Teams
1976-81	Utah State	DBs/Special Teams ('76-77) Quarterbacks/WRs ('78-79) Offensive Coordinator ('80-81)
1984-86	San Jose State	Offensive Coordinator
1987-89	California	Offensive Coordinator
1990-91	San Jose State	Head Coach
1992-94	Stanford	Assoc. Head Coach/Off. Coord.
1995	British Columbia Lions (CFL)	QB's/RBs
1996-00	Rutgers	Head Coach
2001-03	Kansas City Chiefs	Quarterbacks
2004	Chicago Bears	Offensive Coordinator
2005	Kansas City Chiefs	Quarterbacks



Mike
SOLARI
Offensive Line



17th Year NFL Coach • 9th with Chiefs

Entering his 17th season as an NFL coach, Mike Solari begins his ninth campaign in Kansas City guiding the Chiefs offensive line. The 50-year-old Solari joined the club in '97 after spending the previous five seasons as the tight ends/assistant offensive line coach for the San Francisco 49ers.

Solari works in close conjunction with assistant head coach/offensive coordinator Al Saunders in developing and implementing Kansas City's game plans in the running game. That collaboration has helped the Chiefs average 134.4 rushing yards per game over the past four seasons, the NFL's fourth-best mark over that span. During Solari's tenure, the Chiefs have ranked among the league's top five clubs in rushing on four different occasions ('97, '99, 2002 and 2004). Thanks in large part to Kansas City's highly-respected blocking unit, the Chiefs led the NFL in total offense for the first time in team history in 2004, averaging 418.4 yards per game, while also ranking in the NFL's top five in scoring offense and passing offense.

Those gaudy totals are due in large part to Solari's well-schooled offensive front. In 2004, Kansas City became the first AFC team since the '98 Broncos to boast a trio of Pro Bowl offensive linemen in the same season, thanks to G Will Shields and T Willie Roaf who each earned their 10th Pro Bowl berths. Meanwhile, under Solari's guidance, G Brian Waters emerged as one of the league's finest young players at his position, becoming the NFL's first undrafted guard to earn a Pro Bowl berth since Dallas G Nate Newton in '98.

Running behind Kansas City's offensive line, three-time Pro Bowl RB Priest Holmes has produced more rushing TDs (62) from 2002-04, the highest total of any player in NFL history over a three-year span. He also won the NFL's rushing crown with 1,555 yards in 2001 and topped that total with a team-record 1,615 rushing yards in 2002.

Anchored by Solari's vaunted offensive front, Kansas City's offense led the NFL in scoring in both 2003 and 2002. During the 2002 campaign, the Chiefs averaged 148.6 rushing yards per game, 5.15 yards per rush and allowed just 21.0 sacks, all figures that ranked as the second-lowest marks in team history. Maintaining consistency despite constant changes in personnel and offensive philosophy has been one of Solari's trademarks since coming to Kansas City. That season, Kansas City's blocking corps boasted a revamped tackle tandem with Roaf starting at left tackle and John Tait making the move to the right side. In 2001, the Chiefs averaged 354.6 yards of total offense to rank fifth in the NFL with a new center in Casey Wiegmann and a pair of other starters — LG Brian Waters and RT Marcus Spears — who finished the season at positions other than the ones where they started the year. Despite having just one 100-yard rusher in '99, Kansas City ranked fourth in the league in rushing with 130.1 yards per game.

Kansas City's offensive trenchmen have allowed an average of just 30.8 sacks per season since Solari joined the club in '97, a figure that ties as the fifth-lowest mark in the league over that span. In addition to coaching current Pro Bowlers such as Shields, Roaf and Waters, Solari has also been responsible for tutoring other highly-decorated offensive linemen. In '99, veteran C Tim Grunhard became the first Chiefs center to earn a Pro Bowl nod since Jack Rudny in '77, while G Dave Szott received All-Pro recognition following the '97 campaign. In '98, Solari's offensive line captured all of the club's top individual honors. Shields was the team's only Pro Bowl pick, while Glenn Parker started at three different offensive line positions to merit team MVP honors and T Victor Riley earned the club's Mack Lee Hill Award.

During his tenure in San Francisco (92-96), Solari was part of the club's run to a victory in Super Bowl XXIX and was responsible for the development of TE Brent Jones who made four Pro Bowl appearances and set a franchise record for receptions by a tight end with 68 catches in '93. Solari began his NFL coaching career with a two-year stint under Tom Landry with the Dallas Cowboys ('87-88) where he served as an assistant offensive line and special teams coach.

He served as the offensive line coach for the Phoenix Cardinals in '89 and held the same capacity for two seasons at Alabama before joining the 49ers in '92. He began his coaching career at Mission Bay (Cal.) High School in '76, followed by stints at Mira Costa Junior College ('78) and U.S. International ('79). In '80, he helped lead Boise State to the NCAA Division I-AA championship. After stints at the University of Cincinnati ('81-82) and Kansas ('83-85), Solari spent one season as the offensive coordinator at Pitt ('86).

Education: San Diego State University (B.A. '76). **Born:** Daly City, California. **Family:** Wife - Patti; Children - Tamara, Stephanie and Michael.

COACHING CAREER

1977	Mission Bay HS (CA)	Offensive Line
1978	Mira Costa Junior College	Offensive Line
1979	U.S. International	Offensive Line
1980	Boise State	Offensive Line
1981-82	Cincinnati	Offensive Line
1983-85	Kansas	Offensive Line
1986	Pittsburgh	Off. Line/Offensive Coordinator
1987-88	Dallas Cowboys	Asst. Off. Line/Special Teams
1989	Phoenix Cardinals	Offensive Line
1990-91	Alabama	Offensive Line
1992-96	San Francisco 49ers	TEs/Asst. Off. Line
1997-05	Kansas City Chiefs	Offensive Line



Jason
VERDUZCO
Tight Ends



6th Year NFL Coach • 5th with Chiefs

Jason Verduzco embarks on his fifth season with the Chiefs in 2005 and will mentor Kansas City's tight ends this season, continuing his growth as an offensive coach. Owing previous experience as an offensive coordinator in the collegiate ranks, Verduzco spent the 2004 campaign as Kansas City's quarterbacks coach.

A former collegiate signal caller at the University of Illinois, Verduzco utilized his hands-on experience to help QB Trent Green enjoy his most prolific NFL season a year ago. Green established franchise single-season records for passing yards (4,591) and passes of 20+ yards (59), while also setting personal standards for completions (369), attempts (556), completion percentage (66.37%) and TD passes (27). Ironically, Green was a Big Ten competitor at Indiana University during Verduzco's playing days.

Verduzco joined Kansas City in 2001 after serving as an offensive assistant for the Washington Redskins in 2000. He spent his first two seasons with Kansas City as an offensive assistant/quality control coach before taking on an additional responsibilities as an offensive assistant in 2003 working with receivers coach Charlie Joiner and assistant head coach/offensive coordinator Al Saunders.

In addition to his role working with Kansas City's tight ends, Verduzco will continue to work in close conjunction with Saunders on a year-round basis in devising and implementing the club's gameplan in the passing game. He has also served as the club's coach-to-quarterback communicator on gamedays for the past four seasons.

Prior to joining the NFL ranks, the 35-year-old Verduzco spent six seasons as a coach on the collegiate level, including a three-year stint from '97-99 as a defensive assistant at his alma mater, the University of Illinois. Verduzco assisted head coach Ron Turner's staff which inherited an 0-11 program and quickly transformed them into '99 MicronPC.com Bowl champions with a 63-21 victory against Virginia. Verduzco joined the Fighting Illini coaching staff following a three-year stay as the offensive coordinator at New York's Hamilton College ('94-96).

Verduzco, who spent his prep career at Antioch (California) High School, played one season at quarterback for the Canadian Football League's British Columbia Lions ('93) after a stellar four-year career as the signal caller for Illinois ('89-92), where he led the Fighting Illini to a 30-17-1 record. At the conclusion of his college career, Verduzco ranked second in the Illini annals in pass attempts (1,083), completions (678), passing yards (7,532) and TDs (42) trailing only Jack Trudeau. With Verduzco at the controls of the Illinois offense, the Illini participated in four consecutive bowl games ('90 Florida Citrus, '91 Hall of Fame, '91 John Hancock and '92 Holiday Bowl).

During his senior campaign in '92, Verduzco was named second-team All-Big Ten while taking home Big Ten Offensive Player of the Week honors twice. An honorable mention All-America selection by *Football News*, Verduzco ended his career as just the eighth player in Big Ten history to top the 7,000-yard plateau in career passing yards. Upon graduation from Illinois in '93, Verduzco ranked sixth on the Big Ten's all-time passing list, just behind Ohio State's Art Schlichter (7,547).

Education: Illinois (B.A. '93). **Born:** Walnut Creek, California. **Family:** Wife - Jenny.

COACHING CAREER		
1994-96	Hamilton College (N.Y.)	Offensive Coordinator
1997-99	Illinois	Defensive Backs
2000	Washington Redskins	Offensive Assistant
2001-05	Kansas City Chiefs	Off. Assistant ('01-03) Quarterbacks ('04) Tight Ends ('05)

COACHES



SUZETTE COX
ADMINISTRATIVE ASSISTANT
COACHING



DEBBIE DeMOSS
ADMINISTRATIVE ASSISTANT
COACHING



ANN ROACH
ADMINISTRATIVE ASSISTANT
COACHING



MUADIANVITA KAZADI
STRENGTH & CONDITIONING
INTERN



Darvin WALLIS

Defensive Asst./Quality Control



24th Year NFL Coach • 17th with Chiefs

Darvin Wallis, a 34-year coaching veteran, is now in his 17th year of service with the Chiefs as a defensive assistant/quality control coach. Wallis owns 24 years of NFL coaching experience, all of which have been spent in the AFC. He has also been a member of 13 playoff teams (eight with Kansas City and five with Cleveland), the most postseason appearances of any current member of the Kansas City coaching staff. Wallis joins Al Saunders (15 years), as well as former Chiefs assistants Tom Pratt (21 years), Tom Bettis (13 years) and Kurt Schottenheimer (12 years) as one of only five assistant coaches in Chiefs history to serve more than one full decade with the club. Wallis has served in his present role with the Chiefs since '89. In addition, Wallis was one of only 19 coaches in NFL history to work for a team in all 10 years of a 100-win decade as Kansas City produced a 102-58 record from '90-99.

Wallis carries out a myriad of responsibilities in his role with the Chiefs. In addition to assisting with the club's defensive backs, he is also charged with the team's defensive game analysis, where he compiles comprehensive weekly scouting reports on opposing offenses including a complete breakdown of their formations, schemes, concepts and tendencies based on hours of research and video study. Wallis also serves as the club's defensive quality control coordinator where his duties include self-scouting, the organization of computer data, as well as the design and analysis of video cut-ups. He is also responsible for special research projects in addition to compiling the club's comprehensive defensive playbook on an annual basis.

Before joining the Chiefs, the 56-year-old Wallis served in a similar capacity for seven years under Marty Schottenheimer with the Cleveland Browns ('82-88) before coming to Kansas City in '89.

Prior to his stint in Cleveland, the Fort Branch, Indiana native tutored tight ends and tackles at the University of Mississippi ('80-81), served as offensive line and strength coach at Tulane University ('78-79), and oversaw the offensive front at Adams State College ('76-77) in Alamosa, Colorado. Wallis began his coaching career at Wilcox High School in Wilcox, Arizona ('72) before taking the head coaching reigns at Ajo High School in Ajo, Arizona ('73-75). In '99, Wallis completed his doctorate degree in Sport Administration from the University of Kansas with dissertation honors.

Education: University of Arizona (B.A. '72); Adams State College (M.A. '78); University of Kansas (Ph.D. '99). **Born:** Ft. Branch, Indiana. **Family:** Wife - Vicky; Children - Tyson, who is a freshman on the football squad at Drake University, Darvin, Jr. and Austin.

COACHING CAREER		
1972	Wilcox HS (AZ)	Assistant Coach
1973-75	Ajo HS (AZ)	Head Coach
1976-77	Adams State College	Offensive Line
1978-79	Tulane	Offensive Line/Strength
1980-81	Mississippi	Tight Ends/Tackles
1982-88	Cleveland Browns	Defensive Assistant/ Quality Control
1989-05	Kansas City Chiefs	Defensive Assistant/ Quality Control

COACHES

PRONUNCIATION GUIDE

PLAYERS

William Barteek	bar-TEE
Kendrell Bell	KEN-DRELL
Chris Bober	BOE-ber
Marc Boerigter	BO-ric-ter
Eddie Canonico	cah-NON-ico
Quinton Caver	CAY-ver
Keyaron Fox	key-AARON
Scott Fujita	Foo-GEE-ta
Samkon Gado	SAM-CON GAH-dough
Shaunard Harts	sha-NARD
Jabari Issa	juh-BAR-ee EE-suh
Khari Long	car-EE

Dexter McCleon	muh-CLE-on
Kawika Mitchell	kuh-WEE-ka
Jeremy Parquet	PAR-ket
Montique Sharpe	mon-TEEK
Junior Sivavi	SEE-uh-vee
Patrick Surtain	SIR-tan
Will Svitek	SVEE-tech
Craphonso Thorpe	cra-FONZO
Zach Ville	VILL
Casey Wiegmann	WIG-man

COACHES

Peter Giunta	JUN-ta
Fred Pagac	PUG-itich

PLAYER PERSONNEL

BILL KUHARICH VICE PRESIDENT OF PRO PERSONNEL



Bill Kuharich, regarded as one of the most respected evaluators of talent in the NFL, was promoted to Vice President of Pro Personnel in May of 2003 by Chiefs President Carl Peterson. Kuharich joined the Chiefs as Director of Pro Personnel in 2000 after spending 14 seasons with the New Orleans Saints. He spent his last three seasons with the Saints as that club's

President, General Manager and Chief Operating Officer. Kuharich oversees Kansas City's scouting of all players with professional experience, including NFL Europe, the Canadian Football League, as well as the NFL and all other professional leagues.

The Skokie, Illinois native owns 20 years of pro football experience. Kuharich previously worked with Chiefs President Carl Peterson in the USFL and also learned the trade from the late Pro Football Hall of Famer Jim Finks in New Orleans.

Kuharich began his career under Peterson with the USFL's Philadelphia Stars in '83 and was promoted to Assistant General Manager/Director of Player Personnel the following year. During the league's three-year existence, the Stars compiled a 48-13-1 overall record, made three championship game appearances and won two league titles.

In '86, he began his tenure under Finks with New Orleans as Director of Player Personnel, serving in that role until '93. Finks and Kuharich inherited a Saints franchise which had never had a winning season or been to the playoffs and proceeded to construct a squad which earned four postseason berths over a six-year span from '87-'92. Kuharich later served as New Orleans' Vice President of Football Operations ('94-'95) and Executive Vice President/General Manager ('96) before being named the franchise's top executive in '97.

Kuharich began his football career as a graduate assistant at Brown in '76 before moving to the University of Hawaii in '77. The following year he went to work for the U.S. Department of Defense, while still serving as a volunteer assistant at Georgetown. In '79 he returned to coaching at St. Lawrence. He also served as an assistant at Columbia from '80-'81 before joining Peterson in the USFL.

Education: St. Lawrence (M.E. '81), Middlebury College (B.A. '76). **Family:** Wife - Betsy; Children - Megan, Alexis and Kelli. Kuharich's father, the late Joe Kuharich, served as a college head coach at San Francisco ('48-'51), and Notre Dame ('59-'62). The elder Kuharich also served as an NFL head coach with the Chicago Cardinals ('52) and Washington Redskins ('54-'58), in addition to a stint as the head coach/general manager of the Philadelphia Eagles ('64-'68).

RON HUDSON PRO PERSONNEL ASSISTANT



Ron Hudson enters his first year with the Chiefs as a pro personnel assistant. Hudson evaluates players with pro experience and serves as the club's advance scout.

A longtime coach at the collegiate level, Hudson most recently served as offensive coordinator and QBs coach at Kentucky (2003-04) after an eight-

year stint at Kansas State ('95-'02). The Oakland, California native also held assistant coaching posts at Ohio State ('88-'94), Illinois ('87), Notre Dame ('82-'85), UCLA ('79-'81), Oregon ('77-'78), California ('69-'70, '72-'76) and Stanford ('71).

A member of staffs led by Mike White at both Illinois and Cal, Hudson was also on the coaching staff of the USFL's Memphis Showboats in '86. Hudson competed in basketball, track and rugby during his collegiate career at Diablo Valley College and Cal. He also played football during a tour of duty in the Marine Corps.

Education: University of California (B.A. '69).

Family: Wife - Melissa.

JIM CRINER PRO/COLLEGE SCOUT



Jim Criner enters his fourth year evaluating both college and pro talent. Prior to coming to Kansas City in 2002, he spent one season as the head coach of the NFL's Las Vegas Outlaws and enjoyed a six-year stint as head coach of the Scottish Claymores of NFL Europe from '95-'00. In '96, he guided the Claymores to a 32-'27

World Bowl victory over Frankfurt. He also served as the offensive line coach of the World League's Sacramento Surge in '91-'92.

Prior to serving as head coach at Iowa State ('83-'86), the Lurton, Arkansas native spent a seven-year stint in the same role at Boise State ('76-'82) where he guided the Broncos to the NCAA Division I-AA Championship in '80. He previously enjoyed a three-year tenure as an assistant at UCLA in '73-'75, serving on head coach Dick Vermeil's staff which also included Carl Peterson and Lynn Stiles.

Before joining the Bruins, he held assistant coaching posts at Utah ('67), Cal State - Hayward ('68), California ('69-'71) and BYU ('72). Criner began his coaching career with a four-year stint in the California high school ranks from '63-'66.

Education: Cal Poly Pomona (B.A. '63). **Family:** Wife - Ann; Children - Mark and Kelli.

CHUCK COOK DIRECTOR OF COLLEGE SCOUTING



Now in his 22nd season with the Chiefs, Chuck Cook enters his ninth season as Director of College Scouting. He was promoted to that post in May of '97 after serving 13 years as a regional scout for the club, spending the majority of his efforts scouring the country's Southeast region for college talent.

The Andalusia, Alabama native coordinates the club's college scouting efforts in preparation for the annual NFL Draft. Thanks to the efforts of Cook and his scouting staff, the Chiefs have selected an impressive resume of college talent during his tenure. Cook originally joined the Chiefs staff in '84 after serving as an offensive assistant with the USFL's Arizona Wranglers ('82-83).

He began his coaching career under Al Kincaid at the University of Wyoming in '80 and also worked with the Cowboys in '81. Cook played wide receiver, running back and defensive back at Southern Mississippi. He was in the training camps of both the Giants and Jets prior to embarking on his coaching career. He was inducted into the Southern Miss Hall of Fame in '93. His father, Hamp, served as a longtime scout with the New Orleans Saints.

Education: Southern Mississippi (B.A. '80).
Family: Wife - Carla; Children - twin daughters Carley and Cori, and a son Colby.

BRUCE LEMMERMAN REGIONAL SCOUT/ SCOUTING COORDINATOR



Bruce Lemmerman enters his sixth season with Kansas City. Lemmerman evaluates talent in the West region and coordinates the efforts of the club's other college scouts. He joined the Chiefs in 2000 after spending six seasons as Director of College Scouting for the New Orleans Saints.

Prior to his stint with the Saints, Lemmerman served as Director of Operations for the CFL's Edmonton Eskimos from '89-94 after two years with the Winnipeg Blue Bombers. He had also previously served as an offensive coach with the Eskimos from '81-82.

The Los Angeles native coached receivers, tight ends and offensive backs for the Houston Oilers from '84-85 after serving as offensive coordinator of the USFL's Los Angeles Express in '83. Also a collegiate baseball standout at California - Northridge, Lemmerman served as a pro QB for Atlanta ('68-70), as well as Edmonton ('71-79) and Hamilton ('80) in the CFL ranks.

Education: University of California - Northridge (B.A. '68). **Family:** Wife - Brigitte; Children - Lisa and Jennifer.

DON GREGORY NATIONAL SCOUT



Don Gregory enters his fifth year with Kansas City. He serves as a national scout in the South and Southeast. He previously held the post of Director of Player Personnel for the XFL's Las Vegas Outlaws in 2001.

Prior to the XFL, he worked as a scout for San Diego ('95-99). Before entering the NFL ranks, Gregory also enjoyed player personnel stops in the Canadian Football League with the Edmonton Eskimos ('86-90, '92-93) and the Winnipeg Blue Bombers ('93-94). He scouted the Northwest for the San Antonio Riders of the World League of American Football (WLAF) from '90-91.

Gregory played collegiately at Wenatchee Valley College ('74-75), Portland State University ('76) and Whitworth College ('77-78). Born in Pearl City, Hawaii, Gregory moved to Great Falls, Montana in the sixth grade.

Education: Whitworth College (B.S. '79) **Family:** Single.

JOHN BONAVENTURA AREA SCOUT



John Bonaventura enters his fourth year with the Chiefs and evaluates talent in the Big 12 region. Prior to joining Kansas City he spent the 2001 season as a football administrator for the XFL's Las Vegas Outlaws.

Bonaventura served as an assistant coach at Sweetwater High School in National City, California for three seasons prior to joining the XFL. The Canastota, New York native also served as an assistant at Sonoma State University from '94-95 and at San Francisco State in '89. A collegiate wide receiver at San Francisco State, Bonaventura also served as a graduate assistant coach at the University of Nevada from '90-92.

Education: San Francisco State University (B.A. '90); National University (M.A. '00). **Family:** Wife - Annette; Child - Anthony.

CORNELL GOWDY AREA SCOUT



Cornell Gowdy begins his third year as an area scout for the Chiefs in 2005, evaluating talent for the club in the Northeast. Prior to joining Kansas City, he spent six seasons ('97-02) as a scout with New Orleans. Gowdy was an area scout for National Football Scouting, Inc. from '96-97, evaluating draft-eligible players.

A collegiate defensive back at Morgan State, Gowdy entered the NFL as a rookie free agent with Pittsburgh in '85 and owns NFL playing experience with Dallas ('86) and Pittsburgh ('87-88). Gowdy spent eight years working in the financial world before beginning his scouting career in '96, working for Coverall ('90-91), Perot Systems Corporation ('92-93) and the Federal National Mortgage Association ('93-96).

Education: Morgan State University (MBA '87), (B.S. '85). **Family:** Wife - Sonya; Children - Courtney and Taylor.

TERRANCE GRAY AREA SCOUT



Terrance Gray enters his third year with the Chiefs and his first as a scout, evaluating talent on a national level for the club. He previously worked as Kansas City's Player Development Coordinator. He joined the team in 2003 after serving as a Player Development intern for the NFL.

The Brooklyn, New York native was a two-year letterman as a cornerback for Oregon State ('99-00) after beginning his collegiate career at Palomar Junior College in San Marcos, California where he captained the squad as a sophomore and was named a first-team All-America JUCO selection. Gray was a prep standout as a quarterback at Bayside High School in Queens, New York where he was named team MVP as a senior and was a first-team All-Queens selection of the *New York Daily News*.

Education: Oregon State University (B.S. 2002). **Family:** Single.

MATT LITTLEFIELD AREA SCOUT



Matt Littlefield enters his third year with the Chiefs as an area scout in 2005, evaluating talent in the Big Ten region after spending three seasons (2000-02) with the Jacksonville Jaguars. He served as that club's Assistant Director of Pro Scouting in 2002, where he coordinated the scouting of NFL Europe

and other pro leagues after spending his initial two years with the club as a Scouting Assistant.

Littlefield began his NFL career as an intern in Kansas City's public relations office in '95. After spending time working with the Chiefs marketing and personnel departments in '96, Littlefield's first full-time NFL assignment came as a Football Operations Assistant with the St. Louis Rams ('97-99). During his three-year tenure with the Rams - which included the club's Super Bowl XXXIV season in '99 - he worked closely with current Chiefs head coach Dick Vermeil and current Chiefs Vice President of Football Operations/Player Personnel Lynn Stiles.

Education: Gettysburg College (B.S. '95). **Family:** Wife - Cindy.

GREG OLEJACK AREA SCOUT



Greg Olejack enters his sixth year as an area scout for Kansas City, evaluating college talent in the Southeast. Prior to joining the Chiefs, Olejack coached the offensive line coach at Hawaii from '97-99. The Whitehall, Pennsylvania native previously spent four years as head coach of Muhlenberg College in Allentown, PA. He also has enjoyed college coaching stints at Richmond, Brown, Villanova and Tulane. A former collegiate player, Olejack began his collegiate career at New Mexico Military Institute before spending two seasons at the University of Louisville.

He began his coaching tenure with stints at Clarksville High School in Clarksville, Indiana and Garden City Community College in Garden City, Kansas before joining the Green Wave of Tulane in '81.

Education: Tulane University (M.E. '84), University of Louisville (B.S. '77). **Family:** Wife - Meg; Children - Emily and Andrew.

FAST FACT

The Chiefs scored 30 points or more in five consecutive games in 2004, a first in franchise history.



TERRY DELP
SCOUTING ADMINISTRATOR/
FOOTBALL OPERATIONS



MARY REDMOND
ADMINISTRATIVE ASSISTANT
COLLEGE SCOUTING



LISA SIEBERN
ADMINISTRATIVE ASSISTANT
PRO PERSONNEL

FOOTBALL STAFF

ANDRE BRUCE SPORTS FIELD MANAGER



Entering his 30th with the Chiefs organization, Andre Bruce was promoted to the post of Sports Field Manager in 2001. He served as Head Groundskeeper since '90 after serving 14 years as George Toma's assistant. A native of Kansas City, Bruce and his staff oversee the upkeep of Arrowhead Stadium's grass playing surface which was voted as one of the best playing surfaces in the league by the NFL Players Association.

Since '76, Bruce has served the Chiefs and the NFL, including work on 13 Super Bowls and 10 Pro Bowl contests. Bruce began working with the Chiefs in May of '76 shortly after graduating from Central High School in Kansas City, Missouri. Bruce has four full-time assistants. Scott Martin, who joined the Chiefs staff in '79 and Doug Schallenberg, who started with the Chiefs in '80 have served as Assistant Groundskeepers since '89. Terry Lee and Randy Baker assist on Bruce's crew, as well.

Education: Central High School ('76). **Family:** Wife - Paulette; Children - Andre, Jr., Corey and Shaun.

MIKE DAVIDSON EQUIPMENT MANAGER



A veteran of 22 NFL seasons, Mike Davidson enters his 17th year as the Chiefs Equipment Manager in 2005. The NFL's Equipment Manager of the Year in '99, Davidson and his staff are responsible for outfitting the team's players and coaches as well as the purchase and maintenance of the club's equipment. They are also charged with transporting the Chiefs

gear for all road contests, which have included American Bowl games in venues such as Berlin ('90), Tokyo ('93, '98), as well as Monterrey, Mexico ('96),

as well as the '94 AFC-NFC Pro Bowl in Honolulu, Hawaii.

Davidson came to Kansas City in '89 after serving as an assistant equipment manager for the Cleveland Browns the previous five seasons. Prior to joining the Browns in '84, the Cleveland native served as a marketing education coordinator at Thomas W. Harvey High School in Painesville, Ohio ('83-84) and as an occupational work adjustment coordinator at Kimpton Middle Schools in Stow, Ohio ('78-83). Davidson has two full-time assistants: Allen Wright is in his 22nd season with the Chiefs and his 17th in the equipment department, while Chris Shropshire has been a member of staff since '93 and was hired full-time in '97. All three are certified members of the Athletic Equipment Managers' Association.

Education: Bowling Green State University (B.S. '78). **Family:** Wife - Pamela.

MIKE PORTZ DIRECTOR OF VIDEO OPERATIONS



Entering his 12th season with the Chiefs organization, Mike Portz was promoted to Director of Video Operations in February of 2001 after spending the previous two seasons as the club's Manager of Video Operations.

The Blue Springs, Missouri native originally joined the Chiefs as a video assistant in '92, spending six years ('92-97) in that role. He then moved on to serve a one-year stint as the Video Director at the University of Missouri, where he worked with the Tigers football program before returning to Kansas City in '99.

Portz employs two full-time assistants in the Video Department. Todd Weger, an Indiana State graduate, is entering his seventh season as an assistant in the video department, while University of Missouri alum Andrew Hearne begins his fifth year with the Chiefs after spending the 2000 season in the Mizzou video department.

Education: Central Missouri State University; Longview Community College (A.A. '91). **Family:** Wife - Candy; Children - Collin, Trevor and Hudson.

FOOTBALL STAFF



ANDREW HEARNE
VIDEO ASSISTANT



CHRIS SHROPSHIRE
ASST. EQUIPMENT MANAGER



TODD WEGER
VIDEO ASSISTANT



ALLEN WRIGHT
ASST. EQUIPMENT MANAGER

MEDICAL STAFF

DAVE KENDALL ADMINISTRATIVE TRAINER



Dave Kendall enters his 29th season of service with Chiefs in 2005 and his first year as the club's Administrative Trainer. In that role, Kendall will be responsible for all administrative aspects of the entire Chiefs medical team, including team physicians, trainers and rehabilitation specialists. Kendall and his longtime Chiefs associate Bud Epps

were inducted into the Missouri Sports Medicine Hall of Fame in 2005 and were named the "NFL Training Staff of the Year" in '92.

Kendall originally joined the Chiefs as an assistant trainer in '77. He served seven seasons in that capacity working with Wayne Rudy before taking over as just the second Head Athletic Trainer in team history in '84, spending 18 years in that capacity. Prior to joining the Chiefs, he served as an assistant trainer at his alma mater of Pittsburg State, where he earned a degree in physical education after graduating from Wyandotte High School in Kansas City, Kansas. His wife, Jacki, is the daughter of late Pro Football Hall of Famer Jack Christiansen, who starred for the Detroit Lions from '51-58 and served as head coach of the 49ers from '63-67.

Kendall is a certified member of the National Athletic Trainers Association.

Education: Pittsburg State University (B.S. '77);
Family: Wife - Jacki; Child - Kristen.

BUD EPPS ATHLETIC TRAINER



Embarking on his 22nd year on the Chiefs athletic training staff, Bud Epps enters his first season of handling the day-to-day operations in the Kansas City training room and will be responsible for the club's medical decisions both in the training room and on the field. Epps and his fellow trainer Dave Kendall were inducted into the Missouri Sports

Medicine Hall of Fame in 2005 and were named the "NFL Training Staff of the Year" in '92.

The Fort Worth, Texas native served as a student trainer at his alma mater of the University of Missouri and spent an eight-year term as an assistant trainer for the Tigers prior to joining the Chiefs in '84.

Epps is assisted by Keith Abrams and Dan Lorenz. A graduate of Kean University and San Jose State, Abrams enters his fourth season with the Chiefs in 2005. He previously served as an assistant trainer with Tampa Bay ('97-00) and was the head trainer of the NFL's New York/New Jersey Hitmen (2001). A graduate of Grand Valley State, Lorenz enters his first year with Kansas City after a stint at Duke University.

Epps, Abrams and Lorenz are certified members of the National Athletic Trainers Association.

Education: University of Missouri (B.S. '76, M.E. '82). **Family:** Wife - Pam; Children - Angela, Melissa and Niccole.



KEITH ABRAMS
ASST. TRAINER & DIR. OF
REHABILITATION



DR. CRIS BARNTHOUSE
TEAM PHYSICIAN



DR. JOSEPH BREWER
TEAM PHYSICIAN



DR. JON BROWNE
TEAM PHYSICIAN



DAN LORENZ
ASSISTANT TRAINER



DR. MIKE MONACO
TEAM PHYSICIAN

FRONT OFFICE

WALLACE BENNETT VICE PRESIDENT OF SALES & MARKETING



Wallace Bennett, now in his 11th full season with the Chiefs, was promoted to Vice President of Sales and Marketing in March of '99. He previously served as the club's Director of Sales and Marketing since February of '96 after originally joining the team as Director of Sales in October of '94. Bennett oversees all areas of sales, marketing, promotions, advertising and gameday production for the Chiefs and Kansas City Wizards soccer team. In addition, he supervises the sales and marketing efforts for all official team publications, as well as the Chiefs internet site.

During his tenure, many fan-oriented initiatives have been implemented in Kansas City, including a \$3 million renovation of Arrowhead's concession facilities, as well as the installation of new video boards with a digital control room. In addition, Arrowhead has hosted a number of major college football games, including a three Big 12 Championship Games.

A native of Jacksonville, Florida, Bennett came to Kansas City after 18 years with the IBM Corporation. He began his career with the Fortune 500 company in '76 as a marketing representative and rose through the corporate ranks prior to joining the Chiefs organization in '94.

Education: Clemson University (B.S. '76). **Family:** Wife - Laurie; Children - Trey and Rick.

ANITA BAILEY DIRECTOR OF CORP. SPONSORSHIP SALES



Anita Bailey begins her 17th year with the Chiefs and her 10th season as Director of Corporate Sponsorship Sales. In that role she is responsible for the sale of all major corporate partnerships along with development and implementation of Chiefs promotions. As of February of '99, Bailey also oversees corporate sales for the Kansas City Wizards. Before assuming her current role in March of '96, the New Cambria, Missouri native spent six years as the organization's Promotions Manager. She originally joined the Chiefs in '89 as a member of the club's PR department.

Prior to her appointment with the Chiefs, Bailey spent six seasons ('82-'87) in the Kansas City Royals public relations department before taking a post as the Director of Convention Services for the Adam's Mark Hotel in Kansas City.

Education: Northeast Missouri State University. **Family:** Husband - Bob Gretz; Children - Eric and Scott.

KEN BLUME DIRECTOR OF DEVELOPMENT



Ken Blume begins his 21st year with the Chiefs and his 17th as the club's Director of Development. He is responsible for the sales and service of all premium seating areas for both the Chiefs and Wizards, including suites and field boxes. He also oversees the Pavilion at Arrowhead, the Arrowhead Club and the club's VIP Tailgate and coordinates the Chiefs various volunteer organizations - The Red Coaters and Alumni Ambassadors. He also supervises new construction, stadium renovations, special projects and Chiefs Travel - an in-house travel service.

Blume served as the team's Director of Marketing for two years and Sales Manager for two years before taking his present post. Previously, he was an administrator with Colonial Presbyterian Church, Vice President of Regan Supply Company, and Asst. to the President at Total Engineering Services Team in New Orleans.

Education: Rockhurst University (M.B.A. '87), Texas Christian University (B.S. '77). **Family:** Wife - Elizabeth; Children - Dayton and Rebekah.

DOUG HOPKINS DIRECTOR OF TICKET OPERATIONS



Doug Hopkins, who has 27 years of ticketing and special event experience, begins his 12th season as the Chiefs Director of Ticket Operations. Hopkins supervises and directs ticket operations for all Chiefs games, special events, and concerts at Arrowhead Stadium. Before joining the Chiefs in '94, Hopkins held the post of Vice President of Ticketing for World Cup USA 1994.

Prior to his World Cup duties, the Redmond, Washington, native spent 10 years as the Director of Ticket Operations for the Seattle Mariners. In addition, he also served as the Director of Ticketing for both the 1990 Goodwill Games and Seattle's Kingdom.

Education: Seattle University (M.B.A. '88), University of Washington (B.A. '72). **Family:** Wife - Maria; Children - Bradley and Alicia.

FAST FACT

Kansas City was the first team in NFL history to produce eight rushing TDs in a single game, doing it in a 56-10 victory vs. Atlanta (10/24/04).



RICHARD McOSKER
DIRECTOR OF INFORMATION SYSTEMS



A member of the Kansas City Chiefs staff since July '86, Richard McOsker enters his 20th year as Director of Information Systems. The Wichita, Kansas native oversees the team's data processing staff and coordinates the information systems for the Chiefs, the Kansas City Wizards and Columbus Crew soccer teams,

as well as Hunt Midwest Enterprises and its subsidiaries.

Prior to his arrival at Arrowhead, McOsker served as Vice President of Data Processing for Guaranteed Foods, Inc. for six years after previously holding manager and programmer/analyst posts with that organization. McOsker also held programmer positions with Industrial Bearing and Transmission, as well as Swingster Wearables.

Education: Rockhurst University (B.A. '00), (M.B.A. '02), Kansas City Kansas Community College (A.A. '78). **Family:** Wife - Cindy; Children - Adam, David, Michelle and Mark.

STEVE SCHNEIDER
DIRECTOR OF STADIUM OPERATIONS



A native of Kansas City, Steve Schneider returned home in January of '97, joining the Chiefs as the club's Director of Stadium Operations. He enters his ninth season overseeing the day-to-day engineering, maintenance, security, grounds and field maintenance, construction and event day personnel of Arrowhead Stadium. Schneider spent the

previous seven years as the Director of Operations for ARCO Arena, home of the NBA's Sacramento Kings.

Schneider began his career for the then-Kansas City Kings of the NBA in '82 before moving to Sacramento as the Assistant Director of Operations for ARCO Arena in '85. After spending two years in that capacity he returned to Kansas City in '87 as a Warehouse Manager for Automotive Distributors, Inc. before rejoining the ARCO Arena in '90.

Education: Northwest Missouri State University (B.S. '81). **Family:** Wife - Elizabeth; Children - twin daughters Erin and Meredith and a son Ian.

BRENDA SNIZEK
DIRECTOR OF COMMUNITY RELATIONS



Entering her 24th season with the Chiefs, Brenda Sniezek begins her fifth season as the Director of Community Relations. She was promoted to that post in 2001 after serving as the club's Community Relations Manager since '85. During that time, she has been instrumental in the team's community efforts. She is responsible for developing and

implementing outreach programs and charitable projects for the organization and its players. The Chiefs have raised \$12.42 million (net) for local charities through the Chiefs Children's Fund and the Chiefs individual players' foundations dating back to '98.

The Wellington, Kansas native graduated from the University of Kansas with a Business Administration degree and joined the Chiefs in '82 as an administrative assistant in Public Relations and is active with a variety of Kansas City area charitable organizations.

Education: University of Kansas (B.S. '81).

Family: Husband - Bob, with five children - Madeline, Mary, Henry, Martha and Helen.

GARY SPANI
DIRECTOR OF SALES



Gary Spani enters his seventh season as Kansas City's Director of Sales in 2005 after serving as the club's Sales Manager since '95. Entering his 16th season as a member of the Chiefs sales staff, he currently oversees group sales, publication ad sales, concourse signage and hospitality events for both the Chiefs and Kansas City Wizards soccer club.

Spani joined the Kansas City front office after a stellar nine-year playing career from '78-'86. Although injuries forced his retirement in '87, he remains the all-time leading tackler in club history with 999 stops, in addition to 9.5 sacks, nine fumble recoveries and two TDs. Inducted into the Chiefs Hall of Fame in 2003, Spani came to the Chiefs as a third-round draft choice in '78 after an All-America career at Kansas State.

In 2000, Spani was inducted into the Kansas State Athletic Hall of Fame. In 2003, he was enshrined in the College Football Hall of Fame and in 2004 he earned a place in the Kansas Sports Hall of Fame.

Education: Kansas State University. **Family:** Wife - Stacey, with five daughters - Shalin, Taber, Tanis, Sajel and Taris.

NFL RECORD BOOK
MOST RUSHING TDS
CONSECUTIVE SEASONS

Team	TDS	Seasons
1. Kansas City Green Bay	63	2003-04 1961-62
3. Kansas City Green Bay	58	2002-03 1962-63
5. Green Bay	56	1960-61

FAST FACT

In 2004, the Chiefs were the first AFC team to have three Pro Bowl offensive linemen in one season since the Broncos following the '98 campaign.



ANNETTE TESON
DIRECTOR OF SPECIAL EVENTS



Annette Teson enters her seventh season with the Chiefs and her second as Kansas City's Director of Special Events. Teson is responsible for developing and executing all special events held at Arrowhead Stadium. In 2005, those events will be headlined by three college football games, including the first-ever appearances by the University of

Missouri and the University of Kansas at Arrowhead.

Teson originally joined the team in a part-time capacity as Special Events Administrator in December of '98 before taking on full-time duties as the team's Manager of Special Events in 2001. Prior to joining the Chiefs, the Liberty, Missouri native served as President of the Arthritis Foundation in Kansas City, in addition to a stint as an Area Manager for the American Red Cross in Boston.

Education: Northwest Missouri State University (B.S. '88). **Family:** Husband - Mike; Children - Peter, Tommy and Rose.

LAMONTE WINSTON
DIRECTOR OF PLAYER DEVELOPMENT



Lamonte Winston begins his 13th season with the Chiefs organization in 2005, his ninth as Director of Player Development. Winston is in his 10th season serving on the NFL Steering Committee which assists NFL Vice President of Player Development Mike Haynes with league-wide player program development and implementation. In 2003,

Winston was selected by Commissioner Tagliabue to represent the Chiefs at the Stanford Business Executive Training Program in 2003.

Prior to joining the Chiefs as an area scout in '93, Winston served as an assistant coach at Nevada ('90-93) and San Francisco State ('86-89) in addition to stints at Merritt Junior College and Albany High School in Albany, California. After beginning his playing career at Merritt JUCO, he transferred to Westminster College, before moving on to San Francisco State. In 2000, he was inducted into the San Francisco State Hall of Fame. A member of an NFL family, Winston's brother, Kevin, serves as the Senior Director of Player Development and Community Relations for the N.Y. Jets.

Education: San Francisco State (B.A. '85). **Family:** Wife - Claire; Children - Cameron and Alanah.

FAST FACT

Kansas City produced three games with 500 or more yards a total offense in 2004.



DALE YOUNG
TREASURER/DIRECTOR OF FINANCE



Dale Young enters his 16th year as the Chiefs Treasurer and Director of Finance. A Certified Public Accountant, Young is responsible for budget preparations, accounting and the day-to-day management of the financial operations of both the Chiefs and the Kansas City Wizards soccer team.

The Salina, Kansas native spent three years as Manager of Finance for Hunt Midwest Enterprises before joining the Chiefs organization. From '83 through '87, he was the Accounting Manager at Intercollegiate Press, Inc., after serving in both accountant and controller capacities with several firms after college.

Education: Avila College (M.B.A. '82), Fort Hays Kansas State University (B.S. '76). **Family:** Wife - Allyson; Children - Michelle and Brittany.



ARROWHEAD SPORTS

KANSAS CITY CHIEFS

One Arrowhead Drive
 Kansas City, MO 64129
 Ticket Office: (816) 920-9400
www.kcchiefs.com

KANSAS CITY WIZARDS

Two Arrowhead Drive
 Kansas City, MO 64129
 Ticket Office: (816) 920-9400
www.kcwizards.com

2005 SPECIAL EVENTS

**MISSOURI VS.
 ARKANSAS STATE**

Saturday, September 3rd

**OKLAHOMA VS.
 KANSAS**

Saturday, October 15th

**NW MISSOURI STATE VS.
 PITTSBURG STATE**

Saturday, October 29th

FRONT OFFICE

PUBLIC RELATIONS

BOB MOORE DIRECTOR OF PUBLIC RELATIONS



With 28 years of experience as a publicist, Bob Moore embarks on his 17th season as the Chiefs Director of Public Relations. He is responsible for coordinating all of the club's public and media relations efforts. He also serves as the team's official spokesperson.

Moore joined the Chiefs after serving as Vice President of Marketing and Corporate Communications for The Patt Organization, a Pennsylvania-based real estate development firm. From '82-85, Moore was the Director of Public Relations for the Philadelphia/ Baltimore Stars of the United States Football League. It was there that he began his long association with Carl Peterson - now the President of the Chiefs - and joined Peterson in Kansas City in '89.

Prior to joining the two-time USFL champion Stars, the Altoona, Pennsylvania native served as the Sports Information Director at both Drexel University ('79-82) in Philadelphia and Saint Francis College (PA) ('76-78). He also acted in a number of capacities for Gettysburg National Military Park ('78-79). Moore is a founding member of the National Advisory Board of Trustees for The Civil War Preservation Trust, the largest non-profit battlefield preservation organization in the United States and is a former member of the organization's National Advisory Board. He currently serves on the board of the Jackson County (MO) Historical Society. **Education:** Saint Francis College (B.A. '69). **Family:** Wife - Maggie; Child - Mandy, a senior at Villanova University.

PETE MORIS ASSOCIATE DIR. OF PUBLIC RELATIONS



Now in his 12th season with the Chiefs, Pete Moris was promoted to Associate Director of Public Relations in 2001 after serving as Assistant Director since '99. A member of the Chiefs staff since '94, Moris manages the day-to-day operations of the PR Department, serving as the Chiefs network television liaison

and facilitating national media requests.

Moris is the Chairman of the NFL Public Relations Statistics Committee and serves as editor of the club's publications. The Mt. Hope, Wisconsin native also contributes as a columnist for kcchiefs.com in addition to overseeing research and special projects for the Chiefs administration and football staff.

A '93 graduate of Loras College in Dubuque, Iowa, with degrees in English - Writing and Speech Communication - Public Relations, Moris was a four-year member of the Duhawk basketball squad, serving as a team captain his senior year. He served as a training camp intern with the Indianapolis Colts in '92 and spent a year working in the University of Florida SID office before joining the Chiefs

in '94. Moris and his wife are both members of the Wisconsin Historical Society and are active supporters of the Potosi Brewery Foundation in Potosi, WI. **Education:** Loras College (B.A. '93). **Family:** Wife - Lisa; Child - Madison.

PATRICK HERB PUBLICATIONS COORDINATOR



Patrick Herb embarks on his fifth season with the Chiefs. He was named Publications Coordinator in April of 2002 after originally joining the club as a Seasonal PR Assistant in 2001. The Appleton, Wisconsin product serves as managing editor of NFL Gameday magazine and associate editor of the Chiefs Media Guide.

In addition to contributing creative design and writing elements for other team publication efforts, He is also a contributor to kcchiefs.com hosting Arrowvision segments, in addition to handling the team's electronic media requests. He spent two years working as a student intern in the Wisconsin Badgers SID Office, as well as interning with the Milwaukee Brewers before coming to Kansas City in 2001. **Education:** University of Wisconsin (B.A. '01). **Family:** Wife - Lindsay.

BRAD KUHBANDER RESEARCH COORDINATOR



Brad Kuhbander enters his fifth year in the Chiefs PR Department. He was elevated to Research Coordinator in April of 2002 after serving as a Seasonal PR Assistant in 2001. He coordinates statistical research for the Chiefs coaching staff and maintains the club's computerized archive system. In addition, the

Hamlar, Ohio native handles print media requests, serves as associate editor of the Chiefs Media Guide and contributes to both kcchiefs.com and NFL Gameday. Prior to his arrival in Kansas City, Kuhbander spent a year in the University of Florida SID office and three years as a student SID at Baldwin-Wallace College. **Education:** Baldwin-Wallace College (B.A. '00). **Family:** Single.



MATT HINTZ SEASONAL ASSISTANT

CHIEFS PUBLIC RELATIONS AND MEDIA POLICIES

kcchiefs.com: In-depth information on the Kansas City Chiefs for both fans and media can be found at the club's official website at www.kcchiefs.com, which contains weekly news releases, statistics, rosters, depth charts, injury reports, quotes, feature articles and player bios. The site is updated daily during training camp and the regular season.

chiefsmedia.com: This password-protected, media-specific site provides game releases, updated bios, additional stats, practice schedules, credential request forms, press clips and a host of other media information. Registered media users can also download video, audio and transcriptions of most press conferences, segments of the media guide, player photos and weekly media packets. Interview transcripts from players and coaches are also archived on this site. Contact Matt Hintz for further details.

Home Credential Requests: Only accredited members of the media who cover the Chiefs and the NFL on a regular basis may apply for credentials. **ALL** credential requests must be made **ONLINE** at chiefsmedia.com a minimum of one week in advance of the game, including preseason contests. Written credential requests will no longer be accepted. Media should call or email to confirm credentials on Thursdays preceding Sunday games. Failure to utilize an issued credential without notifying the PR department will result in revocation of credential privileges. Heather Plumb is the club's credential contact.

Press Will Call: All non-season media **MUST** pick up their credentials in person at Media Will Call on game day at one of two locations. Photographers and field only media should pick up credentials and enter **ONLY** through the tunnel located in the SE corner of Lower Lot E. Working Press, Television and Radio members having access to the Loge and Press areas should pick up credentials and enter only through Gate E. Two forms of ID will be required. No exceptions.

Road Credential Requests: If you are a regular member of the Chiefs media corps and wish to cover the team on the road, **ALL** requests must be submitted to Director of Public Relations Bob Moore no later than one game previous to a road contest. The Chiefs will then place a request to the opponent the Monday prior to a Sunday road game. Note that opponent credential availability may be limited.

Practice: Consult chiefsmedia.com or Chiefs PR for practice times and access. Visiting team media are **NOT** permitted at practice. Videotaping is permitted **ONLY** during stretching, warm-up, individual drills and the cool-down periods.

Interview Requests: Associate Director of Public Relations Pete Moris coordinates all network TV and national media requests. Brad Kuhbander handles print interviews and Patrick Herb of the Chiefs PR staff handles radio requests. **ALL** radio requests must be made via email or fax, including names of producers and talent, studio numbers and show times.

Head Coach Availability: Head Coach Dick Vermeil is available daily during the season. Please consult PR for times and location. Coach Vermeil conducts a weekly press conference on Tuesdays during the season at 11:45 AM.

Assistant Coach/Staff Availability: Chiefs assistant coaches are available for interviews provided PR is notified in advance. Please consult Bob Moore or Pete Moris.

Locker Room Policy/Player Availability: During the regular season players are available to the media after the conclusion of practice. The Chiefs locker room is open to the media for a maximum of 45 minutes following the conclusion of practice each day. Any additional interviews should be coordinated through Chiefs PR. The Chiefs locker room is **NOT** open on the players' day off (typically Tuesdays.) QB Trent Green is scheduled to be available to the media at lunch on Thursdays during the regular season.

Media access to other areas of Arrowhead is limited to **ONLY** the fourth floor press box which serves as a work area, the PR office, and the first floor auditorium for media functions. All other areas are off-limits unless accompanied by a member of the PR staff.

Conference Calls: The Chiefs will make Coach Vermeil and a player available to the visiting team media each Wednesday during the regular season.

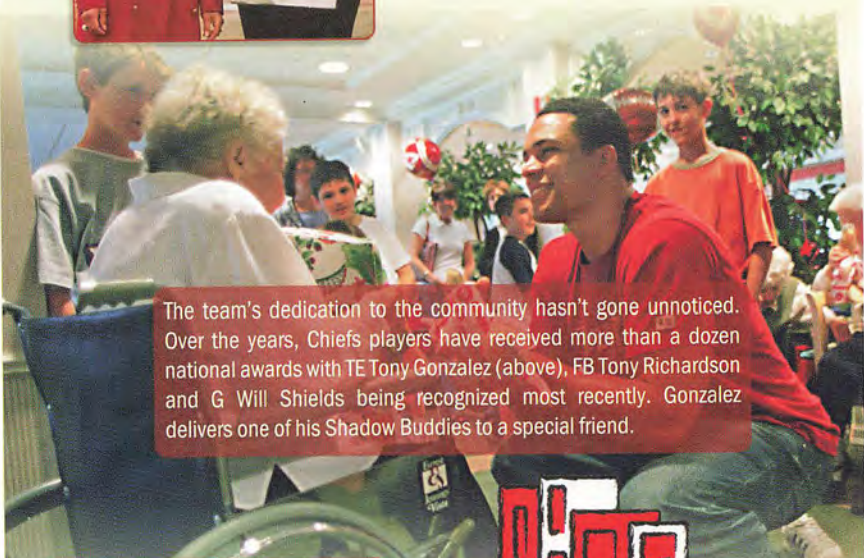
Player Appearance Requests: Requests for player appearances should be made in writing, no less than 30 days in advance to Community Relations Coordinator Nick Rodina. Player availability is limited during the regular season and no requests are accepted during postseason play.

Donation Requests: All donation requests should be directed to Janet Feltham in the Chiefs Community Relations Department no less than 30 days in advance of an event. The Chiefs Community Relations Department makes a limited number of donations to select charitable causes in the five-state region of Missouri, Kansas, Iowa, Nebraska and Oklahoma. Such donations are strictly limited to Chiefs articles. Requests for monetary contributions or tickets are not accepted.

THE CHIEFS WAY



The Kansas City Chiefs strive to meet the needs of the community by proactively bringing together resources that will benefit the lives of those in need. The Chiefs players and front office have raised over \$12 million through charitable efforts since '98. Carol Vermeil and Lamar Hunt (left) sell newspapers on Red Friday, a fundraiser hosted by the Chiefs Club to benefit the Chiefs players' charities.



The team's dedication to the community hasn't gone unnoticed. Over the years, Chiefs players have received more than a dozen national awards with TE Tony Gonzalez (above), FB Tony Richardson and G Will Shields being recognized most recently. Gonzalez delivers one of his Shadow Buddies to a special friend.




The Chiefs Rookie Club, an NFL model, is used to introduce first-year players to community service. A Chiefs rookie gives a needed hug during a Rookie Club visit to the Children's Campus Center.

www.kcchiefs.com - The Chiefs Way

THE CHIEFS WAY

The Hunt family's dedication to a quality education and solid character development can be seen through many of the Chiefs programs. Gridiron Geography, Heart of a Champion and the hundreds of player appearances to local schools support these educational initiatives. Tavia Hunt, (right) who serves on the National Board of Directors for Heart of a Champion, offers some character education ideas to students in Kansas City, KS.






The Chiefs take great pride in promoting and expanding youth football. Programs include installing and renovating football fields, honoring high school coaches, hosting a coaching academy, sponsoring the NFL "Play It Smart" academic program and inviting 4,000 youth football players to a Chiefs game each year. RB Larry Johnson (left) coaches a player during an NFL "Junior Player Development" session for middle school players.

Volunteer
Mentor
Educate
Teach
Support
Coach
Give Back
Give Thanks



Carol Vermeil is passionate about child care initiatives. Head Coach Dick Vermeil (above) swings a sledge hammer to assist in the demolition for the expansion of a new center for Operation Breakthrough as Carol cheers on her husband.

 join the team 



Contact: Chuck Castellano at (816) 920-4517

STAFF



TODD ADAMS
TICKET SALES
REPRESENTATIVE



BROOKE ADRIANCE
TICKET SALES MANAGER



MELANIE ANDO
GRAPHIC ARTIST



JEREMY AVERSMAN
STADIUM OPERATIONS



RON BACHTEL
MANAGER
STADIUM SYSTEMS



JACK BAGBY
STADIUM OPERATIONS



RANDY BAKER
GROUNDS CREW



BRENT BARNES
PROJECT MANAGER
INFORMATION SYSTEMS



GENE BARR
MANAGER OF SECURITY



MARTY BRASHEAR
SECURITY OFFICER



LANCE BROWN
MANAGER OF
INTERNET SERVICES



LISA BROWN
STADIUM OPERATIONS



MIKE BROWN
STADIUM OPERATIONS



JAMES BUCKMAN
SPONSORSHIP SALES
MANAGER




CHUCK CASTELLANO
COMMUNITY RELATIONS
MANAGER



LARRY CLEMMONS
MANAGER OF ACCOUNTING



HEATHER COLEMAN
STADIUM OPERATIONS
PERSONNEL MANAGER



GARY COOPER
STADIUM OPERATIONS



STEVE COX
MAINTENANCE MANAGER



LESLIE CROMWELL
MANAGER OF CUSTOMER
SERVICES



WOODIE DIXON
SALARY CAP MANAGER/
LEGAL COUNSEL



DON EDMONDSON
STADIUM OPERATIONS



HOWIE ERENBERG
COORDINATOR OF MEDIA
PROD. AND OPERATIONS



RACHEL FELIX
SALES COORDINATOR



JANET FELTHAM
COMMUNITY RELATIONS
ASSISTANT



JEFF GORDON
COORDINATOR
OF TICKET SERVICES



KEVIN GRAY
STADIUM OPERATIONS



PAULA GREGORY
ADMINISTRATIVE ASSISTANT
DEVELOPMENT



STEPHANIE HAIN
ADMINISTRATIVE ASSISTANT
STADIUM OPERATIONS




CINDY HAIRSTON
ADMINISTRATIVE ASSISTANT
SALES & MARKETING



JAYNE HALTERMAN
PAVILION AND WOLFPACK
SALES/VOLUNTEER COORD.



JIM HEARD
STADIUM OPERATIONS



CRAIG HITCHCOCK
STADIUM OPERATIONS



TONYA IDEL
PROJECT COST
COORDINATOR



PAM JOHNSON
ADMINISTRATIVE ASSISTANT
FINANCE



SHERRI LATHROP
STAFF ACCOUNTANT



TERRY LEE
GROUNDS CREW



JIM LOGES
CONSTRUCTION/REPAIR
MANAGER



SCOTT MARTIN
ASSISTANT
GROUNDSKEEPER



KELLY MASON
SPONSORSHIP SALES
MANAGER



MIA MCCOY
ADMINISTRATIVE ASSISTANT
SALES & MARKETING



DAN MEERS
MASCOT COORDINATOR



RICH MESAR
SECURITY OFFICER



SHELDON MICKEY
SENIOR PRODUCER, GAME AND
EVENT PRESENTATION



DOUG MORGAN
STADIUM OPERATIONS



EMILIE NICHOLS
COORDINATOR OF SPECIAL
EVENTS



JAMIL NORTHCUTT
PLAYER DEVELOPMENT
COORDINATOR



DANE OLDRIDGE
PRODUCER, GAME AND
EVENT PRESENTATION



GREG ORGAN
STADIUM OPERATIONS



DON OSTRANDER
SECURITY OFFICER



PETE PENLAND
STADIUM OPERATIONS



TIM REISENBICHLER
CUSTOMER SERVICE
REPRESENTATIVE



MARK ROBERTSON
SECURITY OFFICER



NICK RODINA
COMMUNITY RELATIONS
COORDINATOR



KIM RUTTER
ACCOUNTING CLERK



DOUG SCHALLENBERG
ASSISTANT
GROUNDSKEEPER



PETER SCHWARTZ
SALES MANAGER




DONNA SCOTT-HEERMANN
MGR. OF GAME PRODUCTION/
CHEERLEADERS



LEANNE SHIREMAN
PERSONNEL & BENEFITS
MANAGER



DON SHOOK
STADIUM OPERATIONS



JEREMY SLAVENS
SPONSORSHIP
COORDINATOR



BRIAN SLOAN
COURIER



CYNDI SLOAN
RECEPTIONIST



KENNY SMITH
STADIUM OPERATIONS



BOB STIRTON
INFORMATION SYSTEMS
MANAGER



DANNY THOMAN
STADIUM OPERATIONS



SHANE VITTEGL
STADIUM OPERATIONS



STEVE WEISSMAN
SECURITY OFFICER



MIKE WELCH
PROJECTS MANAGER
INFORMATION SYSTEMS



REBECCA WILKES
CUSTOMER SERVICE
REPRESENTATIVE



MARK WILLIAMS
PROJECT MANAGER
INFORMATION SYSTEMS



KELLY WOODWARD
SPONSORSHIP
COORDINATOR

2004 NFL MERCHANDISE SALES LEADERS

- | | |
|-----------------|------------------------|
| 1. Philadelphia | 6. Dallas |
| 2. New England | 7. Denver |
| 3. Pittsburgh | 8. Chicago |
| 4. Oakland | 9. N.Y. Giants |
| 5. Green Bay | 10. Kansas City |

KC AMONG MERCHANDISE SALES LEADERS

According to sales figures tracked by the National Football League, Kansas City ranked 10th in the NFL in merchandise sales during the 2004 fiscal year (April 1, 2004 - March 31, 2005). The Chiefs accomplished that feat despite playing in the NFL's sixth-smallest market. In fact, the only team from a smaller market to register higher sales were the Packers, who ranked fifth. Here is a look at the NFL's top 10 teams in terms of merchandise sales in fiscal 2004.

CHIEFS RADIO NETWORK

For the 15th consecutive year, all Chiefs games will be carried in Kansas City by KCFX Radio/101.1 FM. The Chiefs Fox Football Radio Network, with KCFX as its anchor, extends throughout a six-state region that includes Missouri, Kansas, Iowa, Nebraska, Oklahoma and Arkansas. KCFX will broadcast all Chiefs preseason, regular season and playoff games live. One of the Midwest's most recognizable radio and television personalities, Mitch Holthus, handles the play-by-play duties for the 11th straight year, giving him more years of service than any other "Voice of the Chiefs" in team history. Holthus has called a franchise-record 165 regular and postseason contests for Kansas City and is one of the 10 longest-tenured play-by-play men currently active in the NFL.



CHIEFS RADIO VOICES: (left to right): Mitch Holthus, Bob Gretz and Len Dawson.

Named Kansas Sportscaster of the Year for the eighth time in 2001, Holthus served as the voice of Kansas State athletics for 14 years from '83-96. In addition to his Chiefs duties, he is also the lead TV play-by-play broadcaster for Fox Sports coverage of the Missouri Valley Conference. Holthus also serves as the President of the National Sportscasters and Sportswriters Association. Adding the color analysis for the 20th consecutive year is Hall of Fame quarterback Len Dawson, the Chiefs all-time leading passer. Bob Gretz, sports director at KCFX, will add pregame and postgame comments for the 15th straight season, in addition to in-game sideline updates. Bill Grigsby, who has been on the scene since the club's first year in Kansas City, continues to serve as a vibrant part of Chiefs game-day broadcast.

VOICES OF THE CHIEFS

(Radio play-by-play announcers)

Charlie Jones	1960-62
Merle Harmon	1963
Tom Hedrick	1964-70
Dick Carlson	1971-73
Ray Scott	1974-75
Al Wisk	1976
Tom Hopkins	1977
Wayne Larrivee	1978-84
Kevin Harlan	1985-93
Mitch Holthus	1994-05

2005 CHIEFS RADIO NETWORK AFFILIATE LIST

MISSOURI

CITY	STATION	CITY	STATION	CITY	STATION	CITY	STATION
BETHANY	KAAN/870 AM	JOPLIN	KKOW/860 AM	MONNETT	KMMO/102.9 FM	ST. JOSEPH	KFEQ/680 AM
	KAAN/95.5 FM		KKOW/96.9 FM	NEOSHO	KRMO/990 AM		KSQJ/92.7 FM
CHILLICOTHE	KULH/105.9 FM	KANSAS CITY	KCFX/101.1 FM	OSAGE BEACH	KRMS/93.5 FM	WARRENSBURG	KOKO/1450 AM
CLINTON	KDKD/95.3 FM	KIRKSVILLE	KRXL/94.5 FM	SEDALIA	KSDL/92.3 FM	WAYNESVILLE	KFBD/97.9 FM
COLUMBIA	KFRU/1400 AM	LEBANON	KCLQ/107.9 FM	SPRINGFIELD	KXUS/97.3 FM		
JEFFERSON CITY	KLKJ/1240 AM	MARSHALL	KMMO/1300 AM				

KANSAS

CITY	STATION	CITY	STATION	CITY	STATION	CITY	STATION
BURLINGTON	KSNP/97.7	FORT SCOTT	KMDO/1600 AM	LAWRENCE	KLWN/1320 AM	SALINA	KILS/92.7 FM
CHANUTE	KCOV/105.5 FM		KOMB/103.9 FM	MANHATTAN	KMAN/1350 AM	TOPEKA	WIBW/580 AM
CLAY CENTER	KCLY/105.9 FM	GARDEN CITY	KKJQ/97.3 FM	McPHERSON	KNGU/1540 AM	WELLINGTON	KLEY/1130 AM
COFFEYVILLE	KGGF/690 AM	GREAT BEND	KVGB/104.3 FM		KBBE/96.7 FM	WICHITA	KTHR/107.3 FM
COLBY	KXXX/790 AM	HAYS	KFXH/96.9 FM	PARSONS	KLKC/93.5 FM	WINFIELD	KKLE/1550 AM
	KQLS/100.3 FM	HUTCHINSON	KWBW/1450 AM	PITTSBURG	KKOW/860 AM		
EMPORIA	KVOE/101.7 FM	JUNCTION CITY	KJCK/1420 AM		KKOW/96.9 FM		
		LARNED	KNNS/1520 AM				

NEBRASKA

CITY	STATION	CITY	STATION
FALLS CITY	KTNC/1230 AM	LINCOLN	KFDR/1240 AM
GRAND ISLAND	KRGI/1430 AM	OMAHA	KOMJ/590 AM

IOWA

CITY	STATION	CITY	STATION
ATLANTIC	KJAN/1220 AM	SHENANDOAH	KKBZ/99.3 FM
BURLINGTON	KBBK/1360 AM	SIoux CITY	KSFT/107.1 FM
DES MOINES	KXNO/1460 AM		

OKLAHOMA

CITY	STATION
BARTLESVILLE	KWON/1400 AM

ARKANSAS

CITY	STATION
MAMMOTH SPRINGS	KANS/95.1 FM



**KEEP YOUR
EARS ON
THE BALL.**

**The best Chiefs coverage with
Mitch Holthus, Len Dawson,
Bob Gretz and Bill Grigsby.**



TAKE IT TO THE HOUSE.



BUD LIGHT
GAME TIME

VETERANS

69

Jared
ALLEN

Defensive End • 6-6 • 265



Born: April 3, 1982
Los Gatos, California

Idaho State
Draft (No. 4b - 2004)
NFL: 2 (2nd with Chiefs)
GP/GS: (15/10) Playoffs: (0/0)

Pro Career: Up-and-coming young pass rusher joined the Chiefs as a fourth-round selection (126th overall) in the 2004 NFL Draft ... Burst upon the pro football scene with a productive rookie season and looks to build upon that success during his sophomore campaign ... Moved into the starting lineup at right defensive end by the season's sixth game a year ago, a role that he will attempt to secure on a full-time basis in 2005 ... Made an immediate impact on defense a year ago ... Registered a team-high 9.0 sacks, the second-highest total by a rookie in team history, a tally topped by only the late LB Derrick Thomas who had 10.0 sacks in '89 ... Those 9.0 sacks led all NFL rookies in 2004 ... Recorded two multi-sack games, accomplishing the feat in victories vs. Atlanta (10/24/04) and at Oakland (12/5/04) ... Named to *Pro Football Weekly's* All-Rookie Team and earned a spot on *USA Today's* All-Joe Team, a squad that annually recognizes the league's top blue-collar performers ... Was also the recipient of the Chiefs prestigious Mack Lee Hill Award, an honor bestowed on Kansas City's top rookie or first-year player. Became just the second defensive end in team history to win the award, joining Jimmy Wilkerson who claimed it in 2003 ... Owns tremendous natural instincts coming off the edge ... Can also use his speed to chase down ball carriers from behind ... His all-around game should only improve as he continues to hone his technique with defensive line coaches Bob Karmelowicz and Carl Hairston ... Added muscle mass to his frame in the Chiefs off-season program and should be even more physical at the point of attack in 2005 ... Has played in 15 games (10 starts) ... Has recorded 39 tackles (26 solo), 9.0 sacks (-47.0 yards) and 27 QB pressures.

Transactions: Signed a three-year contract with Kansas City (7/23/04) ... Originally entered the NFL as the Chiefs second pick in the fourth round (126th overall) of the 2004 NFL Draft.

CHIEFS RECORD BOOK
MOST SACKS, ROOKIE
SEASON

- 10.0 LB Derrick Thomas 1989
- 9.0 DE Jared Allen 2004
- 6.5 DE Art Still 1978
- 5.5 DE Sylvester Hicks 1978
- DE Mike Bell 1979

2004: Played in 15 games (10 starts) at right DE and on special teams and was inactive for one game ... Named to *Pro Football Weekly's* All-Rookie Team and was tabbed for the All-Joe Team by *USA Today* ... Also won Kansas City's Mack Lee Hill Award winner, an honor bestowed on the Chiefs top rookie or first-year player ... Recorded 39 tackles (26

EXTRA POINTS

Allen provided some levity during the 2004 season by attending a team meeting wearing nothing but a Speedo and goggles under the guise of wishing head Dick Vermeil a happy birthday from Olympic swimmer Michael Phelps.

solo), including three behind the line and was second on the team with 27 QB pressures ... Finished first on the club with 9.0 sacks (-47.0 yards) ... His 9.0 sacks ranked first among NFL rookies and were the tenth-highest overall total in the AFC ... That sack tally was the second-highest single-season total by a rookie in Chiefs history, trailing only LB Derrick Thomas who had 10.0 in '89 ... Saw duty in his first NFL game as a reserve DE and on special teams at Denver (9/12) ... Registered one solo tackle and a QB pressure vs. Carolina (9/19) ... Posted two solo tackles, his first career sack of David Carr and four QB pressures vs. Houston (9/26) ... Was inactive with a left knee injury at Baltimore (10/4) ... Posted two solo tackles and a sack of Byron Leftwich at Jacksonville (10/17) ... Produced two solo tackles, a career-high 2.0 sacks (-12.0 yards) of Michael Vick and two QB pressures vs. Atlanta (10/24) ... Started his first NFL game vs. Indianapolis (10/31), recording one tackle and a career-high five QB pressures ... Amassed solo tackles and a pair of QB pressures at Tampa Bay (11/7) ... Tallied three tackles and a QB pressure at New Orleans (11/14) ... Posted a career-high five tackles to go with a sack of Tom Brady on the first snap of the game vs. New England (11/22) ... Recorded two tackles and a QB pressure vs. San Diego (11/28) ... Totaled two tackles and tied a career high with 2.0 sacks (-1.0 yard) of Kerry Collins at Oakland (12/5) ... Amassed three tackles, a sack of Billy Volek and two QB pressures at Tennessee (12/13) ... Produced five tackles and two QB pressures vs. Denver (12/19) ... Registered

four tackles, a sack of Kerry Collins and tied a career high with five QB pressures vs. Oakland (12/25) ... Posted five tackles and one QB pressure at San Diego (1/2/05).

College: Played in 41 college games (33 starts) at Idaho State as a lightly regarded defensive end ... Collected 250 tackles (112 solo), 73.0 tackles for loss (-338.0 yards) and 38.5 sacks (-116.0 yards) ... Also added seven fumble recoveries, 13 forced fumbles, 26 passes defended, three interceptions and a blocked field goal ... Was recognized as the Buck Buchanan Award Winner in 2003 as the premier defensive player in NCAA Division I-AA football ... Started all 12 games as a senior, recording a team-high 102 tackles (48 solo), three fumble recoveries, six forced fumbles and nine passes defended ... Set a school single-season record with 17.5 sacks (-116.0 yards) ... His 28.0 tackles for loss (-130.0 yards) were also the highest single-season total in school history ... Earned unanimous first-team All-America and All-Big Sky Conference honors for his efforts ... Named Big Sky Defensive Player of the Year and won team MVP honors ... Recorded 4.0 sacks, nine tackles and a forced fumble in a 55-52 double-OT win vs. Eastern Washington ... Started 11 games his junior campaign, posting 63 tackles (30 solo), 10.5 sacks (-76.0 yards), 18.0 tackles for loss, four forced fumbles, one fumble recovery and an interception ... A second-team All-America selection of the Associated Press and *Football Gazette* ... Earned first-team All-West Region honors from *Football Gazette* and was a

first-team All-Big Sky Conference pick ... Started 10 games his sophomore season, recording 49 tackles (24 solo), 6.5 sacks (-43.0 yards), 16.0 tackles behind the line, three fumble recoveries and three forced fumbles ... Also added two passes defended, an interception and a blocked kick ... Earned first-team All-Big Sky honors ... Played in eight games as a freshman ... Totaled 36 tackles (10 solo), 4.0 sacks (-34.0 yards), 11.0 tackles for loss (45.0 yards), eight passes defended and an interception ... Majored in Mass Communications at Idaho State.

Personal:

- A four-year letterman at Los Gatos High School in Los Gatos, California.
- Named first-team all-league and was the league's Defensive Player of the Year as a senior.
- Was a first-team All-Central Coast Section selection.
- Played in the California/Texas All-Star Game.
- Racked up 96 tackles, 12.0 sacks, five fumble recoveries and five forced fumbles as a senior.
- Father, Ron was once on the training camp roster of the Minnesota Vikings.
- Served as an intern with the Legacy Financial Group during the 2005 off-season.
- Is scheduled to host his own weekly TV show during the football season on KCTV-5.
- Serves as a spokesperson for the Juvenile Diabetes Foundation.
- Full name: Jared Scot Allen.
- Single, resides in Leawood, Kansas.



ALLEN'S NFL STATISTICS



Year	Team	TACKLES			FUMBLES		SACKS	QB	PASS	SP.	TEAM
		G-S	Solos	Asst.	Total	Rec.	For.	No./Yds.	Press.	Def.	Tackles
2004	Kansas City	15-10	26	13	39	0	0	9.0/47.0	27	0	0
Totals		15-10	26	13	39	0	0	9.0/47.0	27	0	0

SINGLE-GAME CAREER HIGHS

Tackles: 5 vs. New England (11/22/04)
vs. Denver (12/19/04)

QB Pressures: 5 vs. Indianapolis (10/31/04)
vs. Oakland (12/25/04)

Sacks: 2.0 vs. Atlanta (10/24/04)
at Oakland (12/5/04)



**NFL LEADERS
TURNOVER RATIO
1990-04**



Year	Team	Differential	Year	Team	Differential
1990	Kansas City	+26 (45/19)	1998	Atlanta	+20 (44/24)
1991	New Orleans	+18 (48/30)	1999	Kansas City	+21 (45/24)
	Washington	+18 (41/23)	2000	Baltimore	+23 (49/26)
1992	Kansas City	+18 (39/21)	2001	N.Y. Jets	+18 (39/21)
1993	San Diego	+15 (34/19)	2002	Green Bay	+17 (45/28)
1994	Pittsburgh	+14 (31/17)		Tampa Bay	+17 (38/21)
1995	Kansas City	+12 (33/21)	2003	Kansas City	+19 (37/18)
1996	Green Bay	+15 (39/24)	2004	Indianapolis	+19 (36/17)
1997	N.Y. Giants	+25 (44/19)			

59

Shawn
BARBER

Linebacker • 6-2 • 240



Born: January 14, 1975
Richmond, Virginia

Richmond
Unrestricted Free Agent (2003)
NFL: 8 (3rd with Chiefs)
GP/GS: (89/74) **Playoffs:** (5/5)

Pro Career: Relentless linebacker who signed as an unrestricted free agent with the Chiefs from Philadelphia on March 3, 2003 ... Attempting to rebound from an injury-shortened 2004 campaign ... Suffered a torn left ACL at Tampa Bay (11/7/04) and subsequently underwent surgery on November 11th of last season ... Has the ability to perform at either outside linebacker spot and has served as the club's starter at ROLB each of the past two seasons ... Produced a stellar debut season with the Chiefs in 2003 despite battling nagging wrist and thumb injuries for much of the season ... Was still able to wrap up 141 tackles, the second-highest tally of his NFL career ... That tackle total also ranked second on the squad behind fellow LB Scott Fujita ... His 105 solo stops with the Chiefs in 2003 were a personal best ... Came to Kansas City after previous pro stints with Philadelphia (2002) and Washington ('98-01) ... Possesses a solid combination of size and speed, making him adept at stuffing the run or dropping in coverage ... Also brings a healthy dose of swagger and attitude to the Kansas City defense, as well as a play-making tenacity ... Is a self-described "ball-hawk" who owns a trio of 100-tackle seasons ... A physical performer who earned a reputation for dishing out bone-jarring hits during his tenure in the NFC East ... Did not disappoint in that area in 2003, providing the jolt in a Monday Night Football contest at Oakland (11/23/03) that sidelined QB Rich Gannon for the remainder of the year ... Owns solid coverage skills and frequently makes opponents pay for their errant throws, returning two of his seven career interceptions for TDs ... Owned a streak of 40 consecutive starts prior to suffering a knee injury a year ago, marking the first significant time he had missed since sitting out the final 13 games of the 2001 campaign for Washington ... Enjoyed the most prolific tackling season of his career with the Redskins in '99 when he registered a career-high 148 stops (101 solo), as well as two interceptions ... Owns 89 games (74 starts) of NFL experience ... Has produced 583 tackles (407 solo), 10.0 sacks (-62.0 yards), as well as seven INTs for 189 yards with two TDs ... Also owns 31 passes defended, 20 QB pressures, five fumble recoveries and eight forced fumbles ... Owns 36 tackles (27 solo), a sack (-0.0 yards) and a forced fumble in five playoff starts.

Transactions: Signed a seven-year contract with Kansas City as an unrestricted free agent from Philadelphia (3/3/03) ... Signed a one-year contract with Philadelphia as an unrestricted free agent from Washington (3/15/02) ... Signed a

one-year contract with Washington (6/1/01) ... Signed with Washington (5/13/98) ... Originally entered the NFL as a fourth-round draft choice (113th overall) of Washington in the '98 NFL Draft.

EXTRA POINTS

Barber is a proud native of Richmond, Virginia and cites current Richmond resident and Pro Football Hall of Fame inductee Willie Lanier as the NFL linebacker he seeks to emulate. Barber also frequently sports a diamond-studded spider pendant, honoring his collegiate squad, the University of Richmond Spiders.

Kansas City (2003-04): Has started 24 contests, recording 183 tackles (132 solo), 6.0 sacks (-35.0 yards), three forced fumbles, two interceptions (38 yards), 10 passes defended and seven QB pressures ... Has also started one postseason game, registering 12 tackles (nine solo).

2004: Started the season's first eight games at ROLB ... Finished with 42 tackles (27 solo) with two for a loss and a sack (-4.0 yards) ... Also had five passes defended, a forced fumble, two QB pressures and an INT (10 yards) ... Totaled six tackles, one pass defended, a forced fumble and returned a Jake Plummer interception 10 yards at Denver (9/12) ... Amassed eight tackles and a pass defended vs. Carolina (9/19) ... Produced a sack of David Carr and a pass defended vs. Houston (9/26) ... Posted six tackles at Baltimore (10/4) ... Tallied a team-high nine tackles at Jacksonville (10/17) ... Recorded four tackles, one pass defended and one QB pressure vs. Atlanta (10/24) ... Registered four tackles, one QB pressure and a pass defended vs. Indianapolis (10/31) ... Totaled two solo tackles before leaving the game with a torn left ACL suffered in the first quarter at Tampa Bay (11/7) and was placed on injured reserve on November 10th.

2003: Started 16 games at ROLB ... Ranked second on the squad with 141 tackles (105 solo), including four for loss ... Tied for second on the team with a career-high 5.0 sacks (-31.0 yards) ... Also had two forced fumbles, one INT (28 yards), five QB pressures and five passes defended ... Started his first game in a Chiefs uniform vs. San Diego (9/7), recording seven tackles and a team-high two passes defended ... Registered eight tackles and returned a Tommy Maddox interception 28 yards vs. Pittsburgh (9/14) ... Totaled 13 tackles and forced a RB Stacey

Mack fumble at Houston (9/21) ... Contributed a team-high 12 tackles and one QB pressure vs. Denver (10/5) ... Produced 10 tackles and a sack of Brett Favre at Green Bay (10/12) ... Amassed 14 tackles, a career-high 2.0 sacks of Rich Gannon and also forced a Gannon fumble on his second sack at Oakland (10/20) ... Had a sack of Kelly Holcomb vs. Cleveland (11/9) ... Registered 12 tackles vs. Oakland (11/23) ... Posted a sack of Doug Flutie at San Diego (11/30) ... Posted nine tackles and a pass defended vs. Detroit (12/14) ... Totaled a team-high 10 tackles vs. Chicago (12/28) ... Started an AFC Divisional Playoff Game vs. Indianapolis (1/11/04), producing 12 tackles with two for loss.

Philadelphia (2002): Started all 16 games at ROLB ... Produced 119 stops (69 solo), a sack (-1.0 yard) and two interceptions for 81 yards, including a career-long 80-yard TD ... Also had a career-high three fumble recoveries, one forced fumble, seven passes defended and five QB pressures ... Recorded seven tackles, an INT off Steve McNair and a career-high two fumble recoveries at Tennessee (9/8) ... Produced 10 tackles at Jacksonville (10/6) ... Amassed 11 tackles vs. Tampa Bay (10/20) ... Totaled 11 tackles and a QB pressure at Chicago (11/3) ... Registered 11 tackles vs. St. Louis (12/1) and produced a rare triple play when he sacked and stripped Kurt Warner and then recovered the fumble ... Made 10 tackles at Seattle (12/8) ... Produced six tackles and returned a Chad Hutchinson interception for a career-long 80-yard TD at Dallas (12/21) ... Opened two playoff games, making eight tackles (five solo) ... Recorded three tackles in an NFC Divisional Playoff Game vs. Atlanta (1/11/03) ... Produced five tackles in the NFC Championship Game vs. Tampa Bay (1/19/03).

Washington (1998-01): Appeared in 49 games (34 starts) for the Redskins, amassing 281 tackles (206 solo), 3.0 sacks (-26.0 yards), eight QB pressures and three interceptions with one TD ... Also recorded two fumble recoveries, four forced fumbles and added 25 special teams tackles ... Started two playoff games in '99, amassing 16 tackles (13 solo), a sack (-0.0 yards) and a forced fumble.

2001: Started the first three games of the season before suffering a right knee injury ... Produced 17 tackles (14 solo) on the season ... Accounted for 12 tackles at Green Bay (9/23) ... Had three tackles before suffering a torn ACL in his right knee vs. Kansas City (9/30) ... Was placed on the injured reserve on October 2nd.

2000: Started 14 games ... Was inactive for two contests ... Registered 82 tackles (63 solo), 2.0 sacks (-19.0 yards), two fumble recoveries and two special teams tackles ... Totaled seven tackles and one pass defended vs. Dallas (9/18) ... Amassed 11 tackles, a sack of Kerry Collins and a pass defended at the N.Y. Giants (9/24) ... Produced seven tackles vs. Tampa Bay (10/1) ... Recorded seven tackles, a sack of Trent Dilfer and a pass defended vs. Baltimore (10/15) ... Was inactive vs. Tennessee (10/30) and at Arizona (11/5) with a strained MCL ... Made seven tackles and had a fumble recovery vs. Philadelphia (11/26).

1999: Opened all 16 games for the first time in his career ... Totaled a career-high 148 tackles (101 solo), a sack (-7.0 yards), six QB pressures, five passes defended, three forced fumbles and eight special teams tackles ... Added two INTs for 70 yards with a TD ... Returned a Kerry Collins interception for a 70-yard TD at the N.Y. Giants (9/19) ... Recorded 14 tackles and a sack of Jake Plummer at Arizona (10/17) ... Made 10 tackles vs. Chicago (10/31) ... Recorded a career-high 17 stops (10 solo) vs. Buffalo (11/7) ... Totaled 10 tackles vs. Philadelphia (11/28) ... Amassed 10 stops, three QB pressures and a forced fumble at San Francisco (12/26) ... Registered 14 tackles and two passes defended vs. Miami (12/00) ... Started two playoff games, racking up 16 tackles (13 solo) and a forced fumble ... Recorded eight tackles in an NFC Wild Card contest vs. Detroit (1/8/00) ... Had eight tackles, a sack of Shaun King, an interception and a forced fumble in an NFC Divisional Playoff Game at Tampa Bay (1/15/00).

1998: Saw duty in 16 games (one start), amassing 34 tackles (28 solo), two QB pressures, one interception, two passes defended and a forced fumble ... Added a team-high 15 special teams tackles ... Recorded six tackles and a QB pressure in his first NFL start at Seattle (9/20) ... Totaled eight solo stops, one QB pressure, his first NFL interception off Jeff George and a forced fumble at Oakland (11/29) ... Registered six tackles and two passes defended vs. San Diego (12/6).

College: Began his college career at safety before moving to linebacker as a sophomore at the University of Richmond ... Appeared in 44 games (33 starts) for the Spiders, recording 305 tackles, 20.0 sacks and five INTs ... Collected 94 tackles, 6.0 sacks, three interceptions, a forced fumble and two blocked kicks as a senior to earn Atlantic 10 Conference Defensive Player of the Year honors ... Graduated with a degree in Marketing from Richmond.

Personal:

- An all-district and all-region performer as a safety at Hermitage High School in Richmond, Virginia.
- Despite not playing football until he was a junior, returned three interceptions for TDs and averaged over 20.0 yards per catch as a senior wideout.
- Also earned all-district honors in basketball and lettered once in track.
- Served as an intern with the Legacy Financial Group of Kansas City in 2005 and 2004.
- Has served as a spokesperson for the Kansas City Junior League's "Hooked on Books" campaign since 2003.
- Raised money for the victims of the September 11th tragedies by guest bartending in Washington-area restaurants.
- Joins his former prep teammates in the NFL - S Darren Sharper (Minnesota) and LB Jamie Sharper (Seattle) - to host a football camp at Hermitage High School.
- Full name: Shawn William Barber.
- Married, wife Nicole with two sons, Nicholas (3) and Noah, who was born in May.
- The Barbers reside in Leawood, Kansas.



BARBER'S NFL STATISTICS



VETERANS

Year	Team	G-S	TACKLES			SACKS No./Yds.	FUMBLES Rec. For.	INTS No./Yds.	PASSES Defended	QB Pressures
			Solos	Asst.	Total					
1998	Washington	16-1	28	6	34	0.0/0.0	0 1	1/0	2	2
1999	Washington	16-16	101	47	148	1.0/7.0	0 3	2/70	5	6
2000	Washington	14-14	63	19	82	2.0/19.0	2 0	0/0	7	0
2001	Washington	3-3	14	3	17	0.0/0.0	0 0	0/0	0	0
2002	Philadelphia	16-16	69	50	119	1.0/1.0	3 1	2/81	7	5
2003	Kansas City	16-16	105	36	141	5.0/31.0	0 2	1/28	5	5
2004	Kansas City	8-8	27	15	42	1.0/4.0	0 1	1/10	5	2
Totals		89-74	407	176	583	10.0/62.0	5 8	7/189	31	20

Additional Stats: Has two career touchdowns. Had a 70-yard INT return for a TD at the N.Y. Giants (9/19/99) and an 80-yard INT return for a TD at Dallas (12/21/02). Has 29 career special teams tackles - 15 in '98, eight in '99, two in 2000 and four in 2002.

REGULAR SEASON SINGLE-GAME CAREER HIGHS

Tackles: 17 (10 solo) vs. Buffalo (11/7/99) **Fumble Recoveries:** 2 at Tennessee (9/8/02)
Sacks: 2.0 at Oakland (10/20/03) **Forced Fumbles:** 2 at St. Louis (12/1/02)
Interceptions: 1, seven times, last at Denver (9/12/04) **Passes Defended:** 2, several times, last vs. San Diego (9/7/03)
INT Return Yards: 80 at Dallas (12/21/02)
INT Return TDs: 1 at N.Y. Giants (9/19/99) **QB Pressures:** 4 at Philadelphia (10/11/98) at Dallas (12/21/02)

POSTSEASON

Year	Team	G-S	TACKLES			SACKS No./Yds.	FUMBLES Rec. For.	INTS No./Yds.	PASSES Defended	QB Pressures
			Solos	Asst.	Total					
1999	Washington	2-2	13	3	16	1.0/0.0	0 1	0/0	0	0
2002	Philadelphia	2-2	5	3	8	0.0/0.0	0 0	0/0	0	0
2003	Kansas City	1-1	9	3	12	0.0/0.0	0 0	0/0	0	0
Totals		5-5	27	9	36	1.0/0.0	0 1	0/0	0	0

POSTSEASON SINGLE-GAME CAREER HIGHS

Tackles: 12 (nine solo) vs. Indianapolis (1/11/04) **Forced Fumbles:** 1 at Tampa Bay (1/15/00)
Sacks: 1.0 at Tampa Bay (1/15/00)

73

Thomas BARNETT

Tackle • 6-4 • 314

Kansas State
Free Agent (2005)
NFL: 1 (1st with Chiefs)
GP/GS: (0/0) Playoffs: (0/0)



Born: October 21, 1978
Oklahoma City, Oklahoma

Pro Career: Local tackle prospect from Kansas State making his second trip to training camp with the Chiefs ... Had a solid camp with the club in 2004, but was one of the team's final cuts prior to the start of the regular season ... Gained valuable pro playing experience with the Amsterdam Admirals of NFL Europe in 2004 ... Versatile enough to play either tackle post ... Should continue to benefit from working under the tutelage of Chiefs offensive line coach Mike Solari,

as well as assistant offensive line coach Irv Eatman, who spent 14 years playing tackle in the pro ranks.

Transactions: Signed a two-year contract with Kansas City (4/8/05) ... Released by Kansas City (9/5/04) ... Signed a two-year contract with Kansas City (1/27/04).

NFL Europe (2004): Started 10 games for the Amsterdam Admirals ... Helped the club average a league-high 4.2 yards per carry.

College: Appeared in 49 games (43 starts), working at both right and left tackle for Kansas State ... Started all 13 games at left tackle as a senior in 2002, earning All-Big 12 honorable mention honors ... Was granted a medical redshirt in 2001 after suffering a torn Achilles tendon in preseason camp ... Opened 14 games at right tackle as a junior, helping the club score a school single-season record 42 rushing TDs ... Started 10 games as a sophomore, opening nine contests at right tackle and one at left tackle ... Garnered All-Big 12 honorable mention honors ... Played in 12 games (six starts) as a redshirt freshman in '98 ... Was a third-team freshman All-America selection by *The Sporting News* ... Redshirted as a walk-on freshman and earned the club's Red Raider Award for his outstanding work on the scout team ... Majored in Business at Kansas State.

Personal:

- A four-year starter at Millwood High School in Oklahoma City, Oklahoma.
- Was named the District 3A-Class 1 Offensive Player of the Year and the team's Most Valuable Player as a senior.

EXTRA POINTS

Barnett attended the University of Central Oklahoma during the spring semester of his senior season in high school.

- Also collected all-district and all-city honors that season along with playing in the Jim Thorpe All-Star Classic.
- Full name: Thomas Barnett.
- Single, resides in Lenexa, Kansas.

24

William BARTEE

Safety • 6-1 • 200

Born: June 25, 1977
Daytona Beach, Florida

Oklahoma
Draft (No. 2 - 2000)
NFL: 6 (6th with Chiefs)
GP/GS: (71/31) Playoffs: (1/0)



Pro Career: Athletic performer enters his sixth season working in the Chiefs secondary in 2005 ... Made the move to strong safety spot in the off-season after working at corner during his first five campaigns with the club ... Is comfortable in his new role after beginning his collegiate career as a free safety ... Has started at least one contest during each of his five previous campaigns in Kansas City ... Also a solid special teams contributor who should continue to see action on the kicking units ... That previous experience at safety has likely also contributed to his willingness to contribute as a run supporter ... Possesses all the physical attributes necessary to play the safety position at the pro level ... His size, speed and strong upper body allow him to match up well with the league's bigger receivers ... Can also be called upon to rush the passer in blitz situations, owning 3.5 sacks in his NFL career ... Owns 71 games (31 starts) of NFL experience, recording 223 tackles (175 solo) to go along with 30 passes defended, 3.5 sacks (-28.5 yards) and two QB pressures ... Is a solid contributor in the kicking game, amassing 52 special teams tackles, a fumble recovery and a forced fumble ... Has also played in one postseason game, registering five solo tackles.

Transactions: Signed a four-year contract with Kansas City (3/19/04) ... Signed a four-year contract with Kansas City (7/20/00) ... Entered the league as a second-round draft choice (54th overall) of the Chiefs in 2000.

2004: Played in 14 games (nine starts) on defense and special teams ... Was inactive for two contests ... Had 47 tackles (35 solo), two tackles for loss, 1.5 sacks (-11.5 yards), eight passes defended and 10 special teams tackles ... Recorded one special teams tackle before leaving the game with a neck sprain at Denver (9/12) ... Totaled two tackles and a special teams stop vs. Carolina (9/19) ... Was inactive vs. Houston (9/26) and at Baltimore (10/4) with a neck strain suffered vs. Carolina (9/19) ...

EXTRA POINTS

Bartee's favorite pro sports team as a youngster was the NBA's Phoenix Suns. Bartee particularly admired G Kevin Johnson for his hustling style and the way he directed the team.

Produced three tackles in a starting role when the club opened in its dime package at Jacksonville (10/17) ... Posted a team-high six tackles, two passes defended and a sack of Michael Vick vs. Atlanta (10/24) ... Amassed two tackles and a pass defended vs. Indianapolis (10/31) ... Tallied five tackles at Tampa Bay (11/7) ... Recorded two tackles and one special teams stop at New Orleans (11/14) ... Produced six tackles and half of a sack of Drew Brees vs. San Diego (11/28) ... Compiled a team-high nine tackles and a pass defended at Oakland

(12/5) ... Contributed six tackles and a career-high three passes defended at Tennessee (12/13) ... Amassed four tackles and two special teams stops vs. Denver (12/19) ... Tied a career high with three special teams stops vs. Oakland (12/25).

2003: Saw action in 11 games on special teams and nine contests (one start) on defense ... Was inactive for five games with a right ankle injury ... Had 28 tackles (20 solo), with one behind the line, two QB pressures and three passes defended ... Also had nine special teams tackles and a fumble recovery on special teams ... Was inactive vs. San Diego (9/7), vs. Pittsburgh (9/14), at Houston (9/21), at Baltimore (9/28) and vs. Denver (10/5) with a right ankle injury ... Saw his first action of the season on special teams at Green Bay (10/12), recording one tackle ... Worked as the nickel CB vs. Buffalo (10/26), producing five tackles, two QB pressures and two special teams stops ... Produced three solo tackles and recovered a WR Reggie Swinton fumble on a kickoff return vs. Detroit (12/14) ... Started at left CB in place of an injured Eric Warfield vs. Chicago (12/28), tallying nine tackles and one pass defended ... Had five tackles in the club's AFC Divisional Playoff Game vs. Indianapolis (1/11/04).

2002: Played in 14 games (13 starts) at right CB ... Was inactive for two games with a right ankle sprain ... Ranked third among the DBs with a career-high 80 tackles (71 solo), including one for a loss ... Finished fourth on the club with seven passes defended ... Added 10 special teams tackles and a forced fumble ... Recorded a career-high 12 tackles (10 solo), a pass defended and two special teams stops at New England (9/22) ... Registered eight tackles and a pass defended vs. Miami (9/29) ... Amassed a career-high three special teams tackles vs. Denver (10/20). Also forced a WR Kevin Kasper fumble on a kickoff return ... Collected nine tackles vs. Oakland (10/27) ... Recorded seven tackles at San Francisco (11/10) ... Left the game vs. Buffalo (11/17) with a right ankle sprain ... Was inactive at Seattle (11/24) and vs. Arizona (12/1) with that injury ... Returned to action in a reserve role vs. St. Louis (12/8), recording eight solo tackles.

2001: Played in 16 games (five starts) at corner and on special teams ... Opened four games at left CB in place of an injured Ray Crockett and also started one contest when the club opened in its nickel package ... Produced 38 tackles (27 solo) and a career-high eight passes defended ... Also added a tackle for loss, a sack (-9.0 yards) and 11 special teams stops ... Left the game with a neck strain vs. Pittsburgh (10/14) ... Started his first game of the season at left CB at Arizona (10/12) in place of Crockett, amassing five tackles ... Started at left

CB vs. Indianapolis (10/25), registering a season-high seven tackles ... Started at left CB at San Diego (11/4) ... Opened at left CB vs. Seattle (11/25) ... Started when the club opened in the nickel at Oakland (12/9) ... Registered a sack (-9.0 yards) of Mark Brunell, five defensive tackles and two special teams stops at Jacksonville (12/30).

2000: Saw action in 16 games on special teams and worked at CB in 12 contests (three starts) ... Talled 30 tackles (22 solo), a sack (-8.0 yards), four passes defended and 12 special teams stops ... Saw first NFL action vs. Indianapolis (9/3), taking snaps on defense and special teams ... Saw action as the nickel CB vs. Oakland (10/15), recording three tackles and getting his first NFL sack (-8.0 yards) against Rich Canning ... Made his first career start when the club opened in the dime package vs. St. Louis (10/22) ... Started at nickel CB at Seattle (10/29), making a season-high six tackles ... Registered four tackles and one pass defended vs. Buffalo (11/19) ... Contributed four tackles at New England (12/4) ... Started as the nickel CB vs. Carolina (12/10).

College: Played in 17 games (11 starts), working as both a free safety and corner in two seasons at Oklahoma ... Totaled 60 tackles (41 solo), getting two INTs to go with two fumble recoveries and a pair of forced fumbles ... Also registered 7.0 tackles for loss, 12 passes defended and a sack ... Started all 11 games as a senior and was a second-team All-Big 12 selection ... Finished the year with 51 tackles (34 solo), an INT and 12 passes defended ... Added a fumble recovery, a forced fumble, 6.0 tackles for loss and a blocked FG ... Appeared in six games as a junior ... Battled nagging injuries to record nine tackles (seven solo), one INT, a sack and a pair of tackles for loss ... Registered one fumble recovery and a forced fumble, as well ... Played JUCO ball at Butler County Community College in El Dorado, Kansas ... Recorded four INTs with a TD as a sophomore in '97 when he was named team Defensive Player of the Week five times ... Helped lead Butler County to a 7-4 record and a bowl berth as a freshman in '96 ... Majored in Sociology and Criminology at Oklahoma.

Personal:

- Lettered in football at Allantc High School in Daytona Beach, Florida.
- Competed as a running back, earning team MVP honors after rushing for over 1,000 yards as a senior.
- Full name: William Anthony Bartee (pronounced bar-TEE).
- Married, wife Ebony with a son William, Jr. (7).
- The Bartees reside in Leawood, Kansas.

BEST NFL HOME RECORDS 1995-04			
Team	Record	Pct.	
1. Green Bay	65-15	.813	
2. Denver	62-18	.775	
3. Kansas City	58-22	.725	
4. Minnesota	57-23	.713	
5. New England	56-24	.700	

BEST AFC HOME RECORDS 1995-04			
Team	Record	Pct.	
1. Denver	62-18	.775	
2. Kansas City	58-22	.725	
3. New England	56-24	.700	
4. Pittsburgh	55-24-1	.694	
5. Miami	53-27	.663	



BARTEE'S NFL STATISTICS



Year	Team	G-S	INTERCEPTIONS				TACKLES			FUMBLES		PASSES	SACKS
			No.	Yds.	LG	TD	Solos	Asst.	Total	Rec.	For.	Defensed	No./Yds.
2000	Kansas City	16-3	0	0	--	0	22	8	30	0	0	4	1.0/8.0
2001	Kansas City	16-5	0	0	--	0	27	11	38	0	0	8	1.0/9.0
2002	Kansas City	14-13	0	0	--	0	71	9	80	0	0	7	0.0/0.0
2003	Kansas City	11-1	0	0	--	0	20	8	28	0	0	3	0.0/0.0
2004	Kansas City	14-9	0	0	--	0	35	12	47	0	0	8	1.5/11.5
Totals		71-31	0	0	--	0	175	48	223	0	0	30	3.5/28.5

Additional Stats: Has 52 special teams tackles – 12 in 2000, 11 in 2001, 10 in 2002, nine in 2003 and 10 in 2004. Had two QB pressures in 2003. Had a forced fumble on special teams vs. Denver (10/20/02). Had a fumble recovery on special teams vs. Detroit (12/14/03).

POSTSEASON

Year	Team	G-S	INTERCEPTIONS				TACKLES			FUMBLES		PASSES	SACKS
			No.	Yds.	LG	TD	Solos	Asst.	Total	Rec.	For.	Defensed	No./Yds.
2003	Kansas City	1-0	0	0	--	0	5	0	5	0	0	0	0.0/0.0
Totals		1-0	0	0	--	0	5	0	5	0	0	0	0.0/0.0

SINGLE-GAME CAREER HIGHS

Tackles: 12 (10 solo) at New England (9/22/02)

Passes Defensed: 3 at Tennessee (12/13/04)

Sacks: 1.0 vs. Oakland (10/15/00)
at Jacksonville (12/30/01)
vs. Atlanta (10/24/04)

Sp. Teams Tackles: 3 vs. Denver (10/20/02)
vs. Oakland (12/25/04)

26

Julian

BATTLE

Cornerback • 6-2 • 205

Tennessee

Draft (No. 3 - 2003)

NFL: 3 (3rd with Chiefs)

GP/GS: (26/1) Playoffs (1/0)



Born: July 11, 1981

Royal Palm Beach, Florida

Pro Career: Lanky cornerback enters his third season in Kansas City ... Will likely miss the entire 2005 campaign after suffering a ruptured left Achilles tendon in mini-camp on June 18th ... Athletically gifted performer possesses the physical size and quickness to play bump-and-run coverage in the Chiefs defensive scheme ... Had made tremendous strides during the club's off-season program and was expected to compete for a larger role at cornerback this season before suffering his Achilles injury ... Worked primarily on special teams during his first two pro campaigns and took snaps on defense in 16 games at the NFL level after working at both corner and safety in the collegiate ranks ... Has played in 26 NFL regular season games (one start), recording 14 tackles (13 solo), three pass defensed and seven special teams stops ... Also owns one game of postseason experience.

Transactions: Signed a four-year contract with Kansas City (5/12/03) ... Drafted in the third

round (92nd overall) of the 2003 NFL Draft by Kansas City ... Chosen with a pick obtained from Pittsburgh in a draft day trade ... The Chiefs received the Steelers first-round pick (27th overall - used on RB Larry Johnson), third-round pick (92nd overall - used on Battle) and sixth-round selection

EXTRA POINTS

Battle's favorite gameday experience at Tennessee was the traditional walk from the Volunteers football complex to Neyland Stadium along Volunteer Boulevard, Peyton Manning Pass and Phillip Fulmer Way in front of thousands of fans.

(200th overall - subsequently traded to the N.Y. Jets) in exchange for the Chiefs first-round pick (16th overall - used on S Troy Polamalu).

2004: Played in 12 games on special teams and in nine contests on defense with one start ... Was inactive for four games ... Had 11 tackles (10 solo), two passes defended and five special teams tackles ... Tallied three solo tackles vs. Houston (9/26) ... Produced one tackle before leaving the game with a left Achilles injury at Baltimore (10/4) and was inactive at Jacksonville (10/17) with that ailment ... Was inactive vs. Atlanta (10/24) ... Produced one tackle and one special teams stop vs. Indianapolis (10/31) ... Recorded one tackle, a pass defended and one special teams stop at Tampa Bay (11/7) ... Started his first career NFL game when the club opened in the nickel at New Orleans (11/14), generating two tackles ... Tallied three tackles and one pass defended vs. New England (11/22) ... Contributed one special teams tackle vs. San Diego (11/28) ... Appeared on defense and special teams at Tennessee (12/13) ... Recorded one special teams tackle vs. Denver (12/19) ... Was inactive vs. Oakland (12/25) and at San Diego (1/2/05).

2003: Played in 14 games on special teams and seven games on defense ... Was inactive for two games with a left hamstring injury ... Had three solo tackles, one pass defended and two special teams stops ... Saw his first NFL game action on special teams vs. San Diego (9/7) ... Was inactive vs. Pittsburgh (9/14) and at Houston (9/21) with a left hamstring injury ... Saw duty on the punt return team at Baltimore (9/28) ... Saw his first NFL action on defense and also spent time on special teams vs. Denver (10/5) ... Appeared on special teams at Green Bay (10/12) and at Oakland (10/20) ... Played on defense and special teams vs. Buffalo (10/26) ... Recorded his first NFL tackle on defense vs. Cleveland (11/9) ... Appeared on special teams at Cincinnati (11/16) and vs. Oakland (11/23) ... Produced two solo tackles at San Diego (11/30) ... Had a pass defended vs. Chicago (12/28) ... Played on special teams in the club's AFC Divisional Playoff Game vs. Indianapolis (1/11/04).

College: Started all 26 games of his two-year tenure at Tennessee, producing 132 tackles (100 solo), 7.0 tackles for loss, 2.0 sacks (-22.0 yards), 13 passes defended, three fumble recoveries and three forced fumbles ... Returned one of those fumbles for an 81-yard touchdown ... Also blocked two punts and returned one of his blocks 11 yards ... Started 13 games as a senior at Tennessee, opening five games at strong safety, five contests at right cornerback and three at left cornerback ... Was a second-team All-Southeastern Conference selection ... Finished fourth on the team with 72 tackles (56 solo) ... Also had 2.0 sacks (-22.0 yards), 5.0 tackles for loss, an interception, four passes defended, a forced fumble and one fumble recovery ... Also blocked a punt which he returned for 11 yards ... Opened 13 games at strong safety his junior season, ranking fourth on the team with 60 tackles (44 solo) ... Added two interceptions, nine pass deflections, two fumble recoveries and two forced fumbles, as well as a blocked punt ... Was a two-year letterman at Los Angeles Valley College as a wide receiver and cornerback ... Caught 63 passes for 950 yards (15.1 avg.) with 10 touchdowns as a freshman ... Majored in Arts and Sciences at Tennessee.

Personal:

- Produced 900 yards rushing and 12 TDs as a running back his senior season at Wellington High School in West Palm Beach, Florida.
- Also lettered in basketball and track.
- Served as an intern with the Legacy Financial Group in Kansas City during the 2005 off-season.
- Was part of the 2003 Chiefs Rookie Club, a group which makes monthly visits to charitable organizations as an introduction to community service.
- Full name: Julian Battle.
- Single, with a daughter Amayah (2).
- Resides in Overland Park, Kansas.



BATTLE'S NFL STATISTICS



Year	Team	G-S	INTERCEPTIONS			TACKLES		FUMBLES		PASSES	SACKS		
			No.	Yds.	LG	TD	Solos	Asst.Total	Rec.	For.	Defended	No./Yds.	
2003	Kansas City	14-0	0	0	--	0	3	0	3	0	0	1	0.0/0.0
2004	Kansas City	12-1	0	0	--	0	10	1	11	0	0	2	0.0/0.0
Totals		26-1	0	0	--	0	13	1	14	0	0	3	0.0/0.0

Additional Stats: Has seven special teams tackles – two in 2003 and five in 2004.

Postseason: Played in one game for Kansas City in 2003.



NFL LEADERS MOST RUSHING YARDS 2001-04



Team	Yards	YPG
1. Denver	9,105	142.3
2. Pittsburgh	8,846	138.2
3. Atlanta	8,751	136.7
4. Kansas City	8,604	134.4
5. Baltimore	8,339	130.3



NFL LEADERS MOST PASSING YARDS 2001-04



Team	Yards	YPG
1. St. Louis	17,031	266.1
2. Indianapolis	16,846	263.2
3. Minnesota	15,728	245.8
4. Kansas City	15,674	244.9
5. Green Bay	15,086	235.7

One-Time Pro Bowler (2001)

99

Kendrell
BELL

Linebacker • 6-1 • 245

Georgia
Unrestricted Free Agent (2005)
NFL 5 (1st with Chiefs)
GP/GS: (47/44) Playoffs: (4/3)Born: July 2, 1978
Augusta, Georgia

Pro Career: Fleet-footed, physical linebacker joined the Chiefs on March 8th of this year as an unrestricted free agent from Pittsburgh ... Former NFL Defensive Rookie of the Year looks to return to his Pro Bowl form of 2001 ... A ferocious tackler who can line up at any linebacker position, but is expected to start at the ROLB post during his inaugural campaign in Kansas City ... Previously worked at RILB in the Steelers 3-4 defensive alignment ... Made the adjustment to his new position in the Chiefs 4-3 defensive scheme during the club's off-season program ... Kansas City hopes to take advantage of his exceptional explosiveness on the outside and will likely provide him with plenty of opportunities to rush the passer ... Has a history of harassing opposing quarterbacks, owning six multi-sack games in his young NFL career ... Versatile performer also has the athletic skills to drop into coverage if called upon ... Is fully recovered from a nagging groin injury that cost him all but three games of the 2004 season ... Has displayed his tremendous quickness during the off-season and provides the Chiefs an added dimension of explosion and speed on defense ... Enjoyed his most complete NFL campaign in 2003 when he was chosen as a Pro Bowl alternate after finishing second on the Steelers with a career-high 108 tackles (88 solo), while also contributing 5.0 sacks ... Burst upon the pro football scene as a rookie in 2001 when he posted a career-best 9.0 sacks and added 88 tackles (74 solo) ... Was selected as the NFL Defensive Rookie of the Year and was named to the AFC Pro Bowl squad for his efforts ... Was also the recipient of the 2001 Joe Greene Award as the Steelers Rookie of the Year ... Has played in 47 games (44 starts) since entering the league with Pittsburgh in 2001 ... Moved directly into the lineup as a rookie, starting his very first NFL contest on Opening Day in 2001 ... Owns 261 tackles (212 solo), 18.0 sacks (-145.0 yards), three forced fumbles, one fumble recovery, five passes defended and an interception (61 yards) ... Experienced postseason performer appeared in four playoff contests (three starts) with Pittsburgh, recording 25 tackles (20 solo), a sack (-1.0 yard) and three passes defended.

Transactions: Signed a seven-year contract with Kansas City (3/8/05) ... Signed a four-year contract with Pittsburgh (6/11/01) ... Entered the NFL as a second-round draft choice (39th overall) of Pittsburgh in 2001.

2004: Played in three games as a reserve LB and was inactive for 13 contests with a groin

injury ... Recorded nine tackles (seven solo) ... Was inactive the first seven games of the season with a groin injury suffered in the preseason ... Appeared in his first game of the season vs. Philadelphia (11/7), recording three tackles ... Produced four tackles at Cleveland (11/14) ... Reaggravated his groin injury in the second quarter at Cincinnati (11/21) and was inactive the final six games of the season with that injury ... Was inactive for both of the club's postseason contests.

EXTRA POINTS

Bell's godfather is former Chiefs CB Jim Marsalis who played for the club from 1969-75 and was a member of Kansas City's Super Bowl IV squad.

2003: Started 16 games at RILB ... Finished second on the team with 108 tackles (88 solo) ... Also added 5.0 sacks (-36.0 yards), three passes defended, one forced fumble and an interception (61 yards) ... Recorded four tackles, a pass defended, forced a RB Jamal Lewis fumble and intercepted his first pass off Kyle Boller that he returned 42 yards vs. Baltimore (9/7) ... Posted five tackles and 2.0 sacks (-17.0 yards) of Jon Kitna at Cincinnati (9/21) ... Amassed 11 tackles vs. Tennessee (9/28) ... Tied a career high with 12 tackles (10 solo) and had a 19-yard INT return on a lateral from S Brent Alexander, who intercepted Tim Couch vs. Cleveland (10/5) ... Had five tackles and a pass defended vs. St. Louis (10/26) ... Totaled six tackles and a sack of Matt Hasselbeck at Seattle (11/2) ... Produced six tackles and a pass defended vs. Arizona (11/9) ... Tallied eight tackles at San Francisco (11/17) ... Registered 11 tackles at Cleveland (11/23) ... Posted six stops vs. Cincinnati (11/30) ... Amassed eight tackles vs. Oakland (12/7) ... Recorded 10 tackles at the N.Y. Jets (12/14) ... Had five tackles and tied a career high with 2.0 sacks (-12.0 yards) of Anthony Wright at Baltimore (12/28).

2002: Started 12 games at RILB and was inactive for four games ... Posted 56 tackles (43 solo), 4.0 sacks (-25.0 yards), two passes defended and one fumble recovery ... Had two tackles before suffering a left ankle injury at New England (9/9) ... Was inactive vs. Oakland (9/15), vs. Cleveland (9/29), at New Orleans (10/6) and at Cincinnati (10/13) with that injury ... Returned to the starting

lineup and had five tackles vs. Indianapolis (10/21) ... Recorded eight tackles, three QB pressures and a pass defended at Baltimore (10/27) ... Registered four tackles and a quarterback pressure vs. Atlanta (11/10) ... Tallied seven tackles at Tennessee (11/17) ... Produced five tackles and tied a career high with 2.0 sacks (-9.0 yards) of Mark Brunell at Jacksonville (12/1) ... Totaled seven stops and a sack of David Carr vs. Houston (12/8) ... Amassed five tackles and a sack of Chris Weinke vs. Carolina (12/15) ... Had five tackles and recovered a QB Rob Johnson fumble at Tampa Bay (12/23) ... Saw duty in two playoff games (one start), recording 11 tackles (eight solo) and a pass defended ... Totaled nine tackles and one pass defended in an AFC Wild Card Game vs. Cleveland (1/5/03) ... Had two stops in an AFC Divisional Playoff Game at Tennessee (1/11/03).

2001: Started all 16 games at RILB, registering 88 tackles (74 solo), 9.0 sacks (-84.0 yards) and two forced fumbles ... Was named the NFL Defensive Rookie of the Year, becoming the first Steelers player to win the award since LB Jack Lambert in '74 ... Named NFL Rookie of the Year by *Sports Illustrated* ... Selected NFL Defensive Rookie of the Year by *The Sporting News*, *Football News*, *Pro Football Weekly* and *Football Digest* ... Also earned a spot on the AFC Pro Bowl squad ... Selected as the recipient of the 2001 Joe Greene Award, presented to the team's Rookie of the Year ... Started his first NFL game at Jacksonville (9/9), but suffered a sprained right ankle on the game's second defensive series ... Totaled a career-high 12 tackles (11 solo) and two QB pressures at Buffalo (9/30) ... Was named the NFL Rookie of the Month for both October and November, joining DE Jevon Kearse ('99) as only the second rookie to win the award in consecutive months since its inception ... Contributed eight tackles, his first career sack of Jon Kitna, a forced fumble and a quarterback pressure vs. Cincinnati (10/7) ... Had seven tackles, a career-high 2.0 sacks (-14.0 yards) of Trent Green and three QB pressures at Kansas City (10/14) ... Recorded nine tackles, a sack of Steve McNair and two QB pressures vs. Tennessee (10/29) ... Totaled six tackles vs. Baltimore (11/4) ... Produced four tackles, a sack of Tim Couch and two QB pressures at Cleveland (11/11) ... Registered six tackles, 2.0 sacks (-19.0 yards) of Jonathan Quinn, including a sack and strip to go with one QB pressure

vs. Jacksonville (11/18) ... Tallied seven tackles at Tennessee (11/25) ... Recorded five tackles vs. the N.Y. Jets (12/9) ... Registered four stops vs. Detroit (12/23) and at Cincinnati (12/30) ... Produced seven tackles and tied a career high with 2.0 sacks (-24.0 yards) of Tim Couch vs. Cleveland (1/6/02) ... Started two playoff games, amassing 14 tackles (12 solo), a sack (-1.0 yard) and two passes defended ... Tallied six tackles and a pass defended in an AFC Divisional Playoff Game vs. Baltimore (1/20/02) ... Recorded eight solo tackles, a sack of Drew Bledsoe and one pass defended in the AFC Championship Game vs. New England (1/27/02).

College: Started 16 games as a defensive standout at Georgia ... Recorded 153 tackles (95 solo), 10.0 tackles for loss, 7.0 sacks, four interceptions, two fumble recoveries, five forced fumbles and 14 QB pressures ... Started the final 10 games of his senior season at middle linebacker ... Finished second on the team with 92 tackles (53 solo), 5.0 stops for loss, 2.0 sacks, two QB pressures, two fumble recoveries and two forced fumbles ... Added a pass defended and an interception ... Was a second-team All-Southeastern Conference selection ... Finished fourth on the club with 61 tackles (42 solo) as a junior ... Also had 5.0 tackles for loss, 5.0 sacks, 12 QB pressures, three forced fumbles, a pass defended and three interceptions ... Set a school single-season record with five blocked kicks ... Began his college career at Middle Georgia Junior College in Cochran, Georgia ... Tallied 132 tackles and 6.0 sacks for a defensive unit that ranked first in the nation in '98 ... Gained 689 rushing yards as a fullback during his freshman campaign ... Majored in Child and Family Development at Georgia.

Personal:

- Lettered in football at Laney High School in Augusta, Georgia.
- Earned all-state honors and was named all-south by the *Atlanta Journal-Constitution*.
- Also lettered in basketball and track.
- Finished fifth in the state in the shot put as a senior.
- Full name: Kendrell Alexander Bell (pronounced KEN-DRELL).
- Married, wife Tahira Locke-Bell.
- The Bells reside in Hollywood, Florida.



BELL'S NFL STATISTICS



Year	Team	TACKLES			SACKS No./Yds.	FUMBLES Rec.	INTS For. No./Yds.	PASSES Defended	SP. TEAMS Tackles
		G-S	Solos	Asst. Total					
2001	Pittsburgh	16-16	74	14	88	9.0/84.0	0 2 0/0	0	0
2002	Pittsburgh	12-12	43	13	56	4.0/25.0	1 0 0/0	2	0
2003	Pittsburgh	16-16	88	20	108	5.0/36.0	0 1 1/61	3	0
2004	Pittsburgh	3-0	7	2	9	0.0/0.0	0 0 0/0	0	0
Totals		47-44	212	49	261	18.0/145.0	1 3 1/61	5	0

Additional Stats: Registered 19 interception return yards on a lateral vs. Cleveland (10/5/03).

POSTSEASON

Year	Team	G-S	TACKLES			SACKS		FUMBLES	INTS	PASSES	SP.	TEAMS
			Solos	Asst.	Total	No./Yds.	Rec.					
2001	Pittsburgh	2-2	12	2	14	1.0/1.0	0	0	0/0	2	0	
2002	Pittsburgh	2-1	8	3	11	0.0/0.0	0	0	0/0	1	0	
2004	Pittsburgh	0-0	0	0	0	0.0/0.0	0	0	0/0	0	0	
Totals		4-3	20	5	25	1.0/1.0	0	0	0/0	3	0	

SINGLE-GAME CAREER HIGHS

Tackles: 12 at Buffalo (9/30/01)

vs. Cleveland (10/5/03)

Sacks: 2.0, six times, last at Baltimore (12/28/03)**Forced Fumble:** 1, three times, last

vs. Baltimore (9/7/03)

Passes Defensed: 1, five times, last

vs. Arizona (11/9/03)

Interceptions: 1 vs. Baltimore (9/7/03)**INT Return Yards:** 42 vs. Baltimore (9/7/03)

65

Jordan

BLACK

Tackle • 6-5 • 304

Notre Dame

Draft (No. 5 - 2003)

NFL: 3 (3rd with Chiefs)

GP/GS: (16/4) Playoffs (0/0)



Born: January 28, 1980
Garland, Texas

Pro Career: Up-and-coming offensive tackle entering his third season with Kansas City ... Former fifth-round draft pick is a top candidate to claim the starting assignment at right tackle for the Chiefs this season after starting the final four games of the year at that post in 2004 ... Instinctive and intelligent performer stepped into the right tackle position when the Chiefs were beset by injuries at that spot last season ... Appears to be fully recovered from a left knee sprain suffered in the 2004 regular season finale ... Versatile performer didn't miss a beat at right tackle a year ago despite taking limited practice repetitions at that post ... Also saw game action working at both guard positions ... Has played in 16 games on special teams and seven contests (four starts) on offense during his first two seasons.

Transactions: Signed a three-year contract with Kansas City (7/14/03) ... Selected in the fifth round (153rd overall) of the 2003 NFL Draft by Kansas City.

2004: Played in 16 games on special teams and seven contests on offense with four starts at right tackle ... Played in his first career NFL game on special teams at Denver (9/12) ... Saw duty on special teams vs. Carolina (9/19) and vs. Houston (9/26) ... Recorded a devastating pancake block of LB Ray Lewis working in place of an injured G Brian Waters in a Monday Night Football contest at Baltimore (10/4) ... Saw duty as a reserve at right guard and on special teams vs. Atlanta (10/24) ... Played on special teams vs. Indianapolis (10/31), at Tampa Bay (11/7), at New Orleans (11/14), vs. New England (11/22) and vs. San Diego (11/28) ... Saw his first extensive regular season duty on offense at Oakland (12/5), working at right guard in place of an

injured G Will Shields and playing the entire second half at right tackle in place of an injured T Chris Bober ... Started his first NFL game at right tackle in place of an injured Bober at Tennessee (12/13) ... Opened at right tackle vs. Denver (12/19) and vs. Oakland (12/25) ... Started at San Diego (1/2/05) before leaving the game with a left knee sprain.

2003: Was inactive for all 16 regular season games and the club's AFC Divisional Playoff Game vs. Indianapolis (1/11/04).

EXTRA POINTS

Black is interested in someday pursuing a career in law enforcement and served as an intern with the Jackson County (Missouri) Sheriff's Department in 2005.

College: Played in 43 games (42 starts) for the Fighting Irish ... Opened 38 games at left tackle and four contests at right guard ... Played in 12 games (11 starts) at left tackle as a senior ... Started all 11 games in his junior season, opening the first seven games of the year at left tackle before shifting to right guard for the final four contests ... Earned All-Independent first-team honors from *Football News* and *College Football News* ... Started all 11 games at left tackle as a sophomore ... Was an All-Independent choice of *College Football News* ... Started the first nine games of the season at left tackle as a freshman ... Suffered a torn medial collateral ligament in his right knee vs. Tennessee which caused him to miss the last three games of the year ... Redshirted as a true freshman ... Majored in Psychology.

Personal:

- Earned *USA Today* honorable mention All-America honors as a senior at Dallas Christian High School in Mesquite, Texas working as both an offensive and defensive tackle.
- Helped lead the team to the state private-school titles in '97 and '95.
- Was an all-state selection on offense his final three seasons.
- Also played fullback in short-yardage situations as a senior, scoring two TDs.
- Recorded 100 tackles on defense as a senior.
- Scored three TDs working as a FB as a junior and earned all-state accolades at defensive tackle.
- Captained the team as both a junior and senior.
- Was a three-time all-conference pick.

- Selected to play in the Texas-California Shrine All-Star Game.
- Earned four letters in basketball and track.
- Was a two-time all-conference pick in basketball, helping the team to the state crown as a sophomore and was the MVP of the track team as a freshman and sophomore.
- Full name: Brian Jordan Black.
- Married, wife Ashlie.
- The Blacks reside in Independence, Missouri.

Games Played/Games Started:
2003 (0/0), 2004 (16/4) — 16/4. **Playoffs:**
2003 (0/0) — 0/0.

67

Chris
BOBER

Center/Tackle • 6-5 • 310

Nebraska - Omaha
Unrestricted Free Agent (2004)
NFL: 6 (2nd with Chiefs)
GP/GS: (59/33) Playoffs: (1/1)



Born: December 24, 1976
Omaha, Nebraska

Pro Career:

Valuable and versatile offensive lineman who signed as an unrestricted free agent from the N.Y. Giants with Kansas City on March 13, 2004 ... Has the ability to play any position on the offensive line ... His skills are probably best suited to the center position, but has also shown the ability to perform at a high level working at both right and left tackle ... Started two games at right tackle for the Chiefs in 2004 before a right toe sprain curtailed his season ... Looks to be fully recovered from that injury and should continue to provide depth at multiple positions on the offensive line ... Impressive player who head coach Dick Vermeil has likened to C Casey Wiegmann for his effort and tenacity ... Expected to be one of the candidates competing for the Chiefs starting right tackle post ... Also owns extensive experience at center and is the club's top reserve behind Wiegmann at that position ... Worked as a starter at both right tackle and center during his four-year tenure with the Giants ... Regarded as a true competitor at the point of attack, who can excel in either the running or passing game ... Due to injuries on the Giants offensive front, played primarily at center for that club his last two seasons in New York, starting 26 games at that position over that span ... Opened all 16 games in 2003, including five starting assignments at the right tackle post ... Dedicated technician highly regarded for his work ethic and knowledge of the game ... Was a member of a Giants squad that advanced to Super Bowl XXXV following the 2000 season ... Began his tenure with the Giants on the practice squad before being promoted to the 53-man roster in 2000 ... Owns

59 games (33 starts) of regular season experience, as well as one postseason start with the Giants in 2002.

EXTRA POINTS

Bober earned three letters in baseball in high school and once hurled a no-hitter for Omaha South High School.

Transactions: Signed a five-year contract with Kansas City as an unrestricted free agent from the N.Y. Giants (3/13/04) ... Signed a one-year contract with the N.Y. Giants (4/21/03) ... Signed by the N.Y. Giants after being promoted from the practice squad (11/6/00) ... Added to the N.Y. Giants practice squad (8/29/00) ... Released by the N.Y. Giants (8/28/00) ... Signed as a rookie free agent with the N.Y. Giants (4/20/00).

Kansas City (2004): Played in 12 games on offense and special teams, getting two starts at right tackle ... Was inactive for four games ... Played in the club's jumbo package and on special teams at Denver (9/12) and vs. Carolina (9/19) ... Saw action as a reserve RT and on special teams vs. Houston (9/26) ... Played in the team's jumbo package and on special teams at Baltimore (10/4) ... Saw action as a reserve at RT and on special teams at Jacksonville (10/17), vs. Atlanta (10/24), vs. Indianapolis (10/31), at Tampa Bay (11/7) and at New Orleans (11/14) ... Played the entire second half at RT in place of an injured T John Welbourn vs. New England (11/22) ...

Started his first game for the Chiefs at RT in place of an injured Welbourn vs. San Diego (11/28) ... Started at RT at Oakland (12/5), but left the game in the second quarter with a right toe sprain ... Was inactive at Tennessee (12/13), vs. Denver (12/19), vs. Oakland (12/25) and at San Diego (1/2/05) .

N.Y. Giants (2000-03): Played in 47 games (31 starts) for the Giants ... Also started one postseason game.

2003: Started all 16 games for the first time in his career ... Opened 11 games at center and five games at right tackle ... Started at right tackle vs. Dallas (9/15), at Washington (9/21), vs. Miami (10/5), at New England (10/12) and vs. Philadelphia (10/19) ... Shifted to the starting center position for the season's final 10 contests after starting G Rich Seubert suffered a season-ending injury.

2002: Opened 15 games at center ... Opened training camp battling for a starting position at right tackle, but moved to center due to injuries along the club's offensive front ... Started his first NFL game at center vs. San Francisco (9/5) ... Handled the long-snapping duties for placements vs. Washington (11/17) ... Was inactive at Houston (11/24) due to a left biceps injury ... Started at center in the club's NFC Wild Card contest at San Francisco (1/5/02).

2001: Played in all 16 games on special teams and two games as a reserve offensive lineman ... Saw action at both right and left tackle because of injuries at Minnesota (11/19) ... Replaced an injured Lomas Brown at left tackle at Dallas (12/9).

2000: Spent the first 10 weeks on the practice squad before being promoted to the 53-man roster on November 6th ... Was inactive for three games and was active for three contests, but did not see

any game action ... Was also inactive for three postseason games, including Super Bowl XXXV vs. Baltimore (1/28/01).

College: Started all 11 games at left tackle as a senior at NCAA Division II Nebraska-Omaha ... Earned first-team American Football Coaches Association and Football News All-America honors when his club led Division II with 335.2 rushing yards per game ... Was also a second-team All-America selection by Daktronics/CoSIDA ... Majored in Engineering at Nebraska-Omaha.

Personal:

- Prepped at Omaha South High School in Omaha, Nebraska.
- Established the "Building Blocks Foundation" to build character in youth through positive leadership, athletics, education and community outreach.
- Hosts a free football camp at Nebraska-Omaha to provide instruction and professional coaching for children who can't afford to attend football camps.
- Is an avid hunter and fisherman.
- Full name: Chris Scott Bober.
- Married, wife Jennifer with a son Austin (3) and a daughter, Hanna born in March.
- The Bobbers reside in Overland Park, Kansas.

Games Played/Games Started:

2000 NYG (0/0), 2001 NYG (16/0), 2002 NYG (15/15), 2003 NYG (16/16), 2004 KC (12/2) — 59/33. **Playoffs:** 2000 NYG (0/0), 2002 NYG (1/1) — 1/1.

85

Marc
BOERIGTER

Wide Receiver • 6-3 • 220

Hastings

Free Agent (2002)

NFL: 4 (4th with Chiefs)

GP/GS: (31/2) Playoffs: (0/0)

Born: May 4, 1978

Hastings, Nebraska



Pro Career: Former Canadian Football League receiver looking to bounce back from a knee injury that cost him the entire 2004 season ... Suffered a torn ACL in his right knee during a preseason contest vs. Cleveland (8/28/04) ... Rangy wideout enters his fourth NFL campaign with the Chiefs ... Possesses a combination of height and speed that presents match-up problems for opposing defenses ... Sure-handed receiver is difficult to defend as a third receiver working out of the slot ... Physical performer whose height and leaping ability make him especially dangerous in the Red Zone ... Burst onto the NFL landscape after joining the Chiefs as a free agent in 2002 ... Established himself as a virtual

"touchdown machine," leading Kansas City with eight TDs on just 20 catches in 2002 ... That feat in itself was a remarkable accomplishment considering that he missed a good portion of training camp after undergoing an appendectomy at the onset of camp ... The tallest target in the club's WR corps, also owns the speed to stretch the field vertically ... Is also a valuable special teams performer, working on the club's coverage units ... A true big-play threat, set a Chiefs record and tied an NFL mark when he hauled in a 99-yard TD reception from QB Trent Green vs. San Diego (12/22/02). Joined Green to form just the 10th tandem in NFL history to collaborate on a 99-yard scoring connection, making them the first duo to

accomplish that feat since Green Bay QB Brett Favre did it with WR Robert Brooks vs. Chicago (9/11/95) ... Came to the Chiefs vastly more polished than most first-year NFL performers after honing his skills for two seasons with the CFL's Calgary Stampeders where he registered 111 catches for 2,023 yards with 19 TDs during the 2000-01 campaigns, helping lead the squad to a Grey Cup title in 2001 ... Owns 31 games (two starts) of NFL experience, catching 31 passes for 578 yards (18.6 avg.) with eight TDs. ... Also has 18 special teams tackles ... Typically scores his touchdowns in bunches, owning a trio of two-TD games during his brief NFL tenure ... Including the playoffs, had five two-TD contests during his time in Canada ... Has caught 27 touchdown passes in his five previous pro seasons (NFL and CFL) ... Was initially overlooked by NFL scouts coming out of tiny Hastings College, an NAIA school in Hastings, Nebraska ... Drove to a CFL tryout in Dallas in 2000, where he was inked by Calgary ... Enjoyed a pair of productive CFL seasons, appearing in 36 regular season games ... In his two CFL campaigns averaged over 50 catches, 1,000 yards and nine touchdowns per season, including a career-best 1,092-yard effort as a rookie in 2000 ... Saw action in four postseason games for the club, including the 2001 Grey Cup where he posted four catches for 114 yards with a TD.

Transactions: Signed a one-year contract with Kansas City (4/19/05) ... Signed a seven-year contract with Kansas City (2/7/02) ... Entered the CFL as a free agent with Calgary (5/12/00).

Kansas City (2002-04): Has seen duty in 31 games (two starts), registering 31 catches for 578 yards (18.6 avg.) and eight TDs ... Also has one kickoff return for 44 yards, 18 special teams tackles and two fumble recoveries on special teams.

2004: Missed entire regular season after suffering a torn ACL in his right knee during the third preseason game vs. Cleveland (8/28) ... Underwent surgeries on September 1st and October 15th ... Was placed on injured reserve on September 1st.

2003: Appeared in 15 games at WR and on special teams ... Was inactive for one game ... Had 11 catches for 158 yards (14.4 avg.) and one kickoff return for 44 yards ... Also had six special teams tackles and two fumble recoveries on special teams ... Recovered a S Ed Reed fumble on a punt return at Baltimore (9/28) ... Returned the opening kickoff 44 yards for his first career return on a reverse from WR Dante Hall vs. Denver (10/5) ... Recovered a muffed punt return by CB Phillip Buchanon at Oakland (10/20) ... Produced two receptions for 21 yards, including a 16-yard catch on fourth down to set up K Morten Andersen's game-winning 35-yard FG vs. Oakland (11/23). Also caught a five-yard pass while laying on his back on the game-winning drive ... Was inactive at Minnesota (12/20) with a right ankle sprain suffered vs. Detroit (12/14) ... Caught one pass for 21 yards in an AFC Divisional Playoff Game vs. Indianapolis (1/11/04).

2002: Saw action in 16 games on special teams and in 15 games at WR with two starts ... Caught 20 passes for 420 yards (21.0 avg.) with a team-high eight TD receptions ... Was sixth on the team with

12 special teams stops ... Underwent an emergency appendectomy on July 28th which sidelined him for the first two preseason games ... Registered eight TDs on only 20 receptions ... Became just the eighth player in Chiefs history to catch eight or more TDs in a single season and was the initial player to do it in his first season with the club ... Scored on 40.0 percent of his receptions (eight of 20), the best

EXTRA POINTS

Boerigter hails from Hastings College, the same school that produced former University of Nebraska head football coach and current Nebraska Congressman, Tom Osborne.

single-season TD-catch percentage in KC history ... That 40.0 TD-catch percentage tied for third in NFL annals with Bucky Pope (10 TDs on 25 catches with the L.A. Rams - '64) among players with at least 20 catches. Only Frank Liebel's 45.5 mark (10 TDs on 22 catches with the N.Y. Giants - '45) and Ken Kavanaugh's 40.6 percentage (13 TDs on 32 catches with the Chicago Bears - '47) ranked higher ... Played in his first regular season NFL game at Cleveland (9/8), recording a career-high two special teams tackles ... His first NFL reception was a 51-yard strike from QB Trent Green vs. Jacksonville (9/15) ... Produced two special teams tackles at the N.Y. Jets (10/6) ... Caught four passes for 85 yards at San Diego (10/13), getting his first two NFL TDs on passes of 44 and 19 yards from Green ... Produced an 18-yard TD catch at Seattle (11/24) ... Tied a career high with two TDs, scoring on passes of one yard and 29 yards vs. Arizona (12/1) ... Registered a six-yard TD reception and two special teams tackles vs. St. Louis (12/8) ... Started his first NFL game in place of an injured Johnnie Morton at Denver (12/15), but left the game in the fourth quarter with a right shoulder injury ... Caught five passes for a career-high 144 yards with TDs of eight and 99 yards vs. San Diego (12/22). That 99-yard TD catch tied as the longest pass play in NFL history and is the longest in Chiefs history.

CFL (2000-01): Played in 36 games for Calgary of the Canadian Football League, recording 111 receptions for 2,023 yards (18.2 avg.) with 19 TDs ... Also had three rushes for 25 yards (8.3 avg.) and blocked two kicks, one of which he returned for a score ... Also returned a kickoff for 41 yards ... In four postseason games with the Stampeders, posted 10 catches for 261 yards (26.1 avg.) and three TDs.

2001: Saw duty in 18 games ... Caught 48 passes for 931 yards (19.4 avg.) with a team-high 11 TDs ... Added three rushes for 25 yards (8.3 avg.) ... Had three catches for 142 yards with two TDs vs. Toronto (8/3) ... Caught a pair of TDs at Hamilton (9/22) and at Toronto (9/28) ... Recorded five catches for 139 yards at Saskatchewan (10/14), including his 100th career CFL reception ... Earned CFL Offensive Player of the Week honors for his five-reception, 147-yard, one-TD performance vs. Montreal (10/20) ... Caught nine passes for 251 yards (27.9 avg.) with three TDs in three playoff games ... Produced three

catches with two TDs vs. British Columbia (11/11) in the West Semi-Final game ... Had two receptions for 54 yards at Edmonton (11/18) in the West Final game ... Hauled in four catches for 114 yards with a TD in a 27-19 victory vs. Winnipeg (11/25) in the Grey Cup.

2000: Played in 18 games and one postseason contest with Calgary ... Caught 63 passes for 1,092 yards (17.3 avg.) with eight TDs ... Blocked two kicks and recovered one for a TD ... Was named the team's Most Outstanding Rookie ... A starter in his first appearance in the CFL vs. Edmonton (7/5) ... Led the team with six receptions for 158 yards and a TD at Saskatchewan (7/28) ... Returned a blocked punt for a TD at Montreal (8/25) ... Had a career-high two TDs at Saskatchewan (9/22) ... Blocked a FG as time expired to persevere a victory vs. Montreal (10/29) ... Became the team's first rookie receiver to eclipse the 1,000-yard receiving mark at Hamilton (11/5) ... Caught one pass for 10 yards vs. British Columbia (11/19) in the West Final game.

College: Saw duty in 35 games at Hastings College, an NAIA school in Hastings, Nebraska ... Caught 93 passes for 1,902 yards, setting school records with a 20.5-yard average and 30 TDs ... A two-time All-Nebraska Iowa Athletic Conference selection ... The Broncos posted a 21-2 record (.913) over his last two seasons, the best winning percentage in the NAIA over that span ... Caught 46 passes as a senior, setting school single-season

records with 853 yards (18.5 avg.) and 18 TDs ... Had at least one TD in each of his last 14 games ... In eight games as a junior, recorded 31 catches for 660 yards (21.3 avg.) with eight scores ... Appeared in nine games as a sophomore, catching 15 passes for 379 yards (25.3 avg.) with four TDs ... Saw duty in six games as a freshman, recording one catch for 11 yards ... Earned a degree in Human Resources from Hastings College.

Personal:

- A prep standout at Hastings High School in Hastings, Nebraska.
- Formed the "Marc Boerigter Open Arms Foundation" in 2003 which supports families and individuals who are confronted with debilitating and terminal illness. When Marc's wife Petra was only 14, she lost her mother to complications of Multiple Sclerosis.
- Boerigter's foundation supports the Multiple Sclerosis Society as well as local agencies such as Solace House and Turning Point where objectives coincide with the foundation's mission statement.
- Operates his own website: www.bo85.com.
- Full name: Marc Robert Boerigter (pronounced BO-ric-ter).
- Married, wife Petra with a daughter Macie born in January.
- The Boerigtters reside in Leawood, Kansas.



BOERIGTER'S NFL STATISTICS



RECEIVING

Year	Team	G-S	No.	Yds.	Avg.	LG	TD
2002	Kansas City	16-2	20	420	21.0	99	8
2003	Kansas City	15-0	11	158	14.4	30	0
2004	Kansas City	0-0	0	0	--	--	0
Totals		31-2	31	578	18.6	99	8

Additional Stats: Has 18 special teams tackles – 12 in 2002 and six in 2003. Has two special teams fumble recoveries – one at Baltimore (9/28/03) and one at Oakland (10/20/03). Had a 44-yard kickoff return vs. Denver (10/5/03).

POSTSEASON

RECEIVING

Year	Team	G-S	No.	Yds.	Avg.	LG	TD
2003	Kansas City	1-0	1	21	21.0	21	0
Totals		1-0	1	21	21.0	21	0

SINGLE-GAME CAREER HIGHS

- | | |
|--|---|
| Receptions: 5 vs. San Diego (12/22/02) | Long Reception: 99 (TD) vs. San Diego (12/22/02) |
| Receiving Yards: 144 vs. San Diego (12/22/02) | Sp. Teams Tackles: 2 at Cleveland (9/8/02) |
| Touchdowns: 2 at San Diego (10/13/02) | at N.Y. Jets (10/6/02) |
| vs. Arizona (12/1/02) | vs. St. Louis (12/8/02) |
| vs. San Diego (12/22/02) | |



**CHIEFS RECORD BOOK
LONGEST PASS RECEPTIONS
(ALL TOUCHDOWNS)**



1. 99 Marc Boerigter vs. San Diego (from Trent Green) Dec. 22, 2002
2. 92 Tommy Brooker vs. Denver (from Len Dawson) Nov. 18, 1962
3. 91 Gloster Richardson vs. Oakland (from Len Dawson) Nov. 3, 1968
4. 90 Frank Plitts vs. Boston (from Len Dawson) Nov. 17, 1968
5. 89 J.J. Birden vs. San Diego (from Steve DeBerg) Nov. 18, 1990



BOERIGTER'S CFL STATISTICS



Year	Team	G	RECEIVING					RUSHING				
			No.	Yds.	Avg.	LG	TD	No.	Yds.	Avg.	LG	TD
2000	Calgary	18	63	1,092	17.3	63	8	0	0	0.0	--	0
2001	Calgary	18	48	931	19.4	72	11	3	25	8.3	17	0
Totals		36	111	2,023	18.2	72	19	3	25	8.3	17	0

Additional Stats: Blocked a punt for a touchdown at Montreal (8/25/00). Blocked a field goal vs. Montreal (10/29/00). Returned a kickoff 41 yards at Edmonton (9/7/00).

POSTSEASON

Year	Team	G	RECEIVING					RUSHING				
			No.	Yds.	Avg.	LG	TD	No.	Yds.	Avg.	LG	TD
2000	Calgary	1	1	10	10.0	10	0	0	0	0.0	--	0
2001	Calgary	3	9	251	27.9	69	3	0	0	0.0	--	0
Totals		4	10	261	26.1	69	3	0	0	0.0	--	0

13

John

BOOTH

Wide Receiver • 6-0 • 199



Mid-America Nazarene

Free Agent (2005)

NFL: 1 (1st with Chiefs)

GP/GS: (0/0) Playoffs: (0/0)

Born: July 22, 1982
Bradenton, Florida

Pro Career: Local prospect making his second trek to training camp with the Chiefs ... Rejoined the club on January 31st after enjoying time on Kansas City's practice squad in 2004 ... Former collegiate quarterback from Mid-American Nazarene College in Olathe, Kansas made the transition to wide receiver a year ago ... Made rapid progress in training camp last season and spent a total of eight weeks on Kansas City's practice squad in 2004 ... Expected to battle for a roster spot as a special teams contributor, while continuing to learn the finer points of the receiver position ... Gained valuable experience with the Amsterdam Admirals of NFL Europe this spring.

Transactions: Signed a two-year contract with Kansas City (1/31/05) ... Added to Kansas City's practice squad (11/25/04) ... Released from Kansas City's practice squad (9/29/04) ... Added to Kansas City's practice squad (9/22/04) ... Released from Kansas City's practice squad (9/15/04) ... Added to Kansas City's practice squad (9/6/04) ... Released by Kansas City (9/3/04) ... Signed a two-year contract as a rookie free agent with Kansas City (5/5/04).

NFL Europe (2005): Started 10 games for Amsterdam ... Caught 21 passes for 358 yards (17.0 avg.) ... Had four catches for 103 yards in the club's 27-21 World Bowl XIII win vs. Berlin (6/11).

College: Saw action in 35 games at NAIA Mid-America Nazarene in Olathe, Kansas ... Completed 284 of 534 passes for 4,250 yards with 42 TDs and 16 INTs, good for a 140.0 QB rating ... Added 465 carries for 3,037 yards with 35 TDs and three catches for 38 yards ... His 7,287 total offensive yards were the most in school history ... Played in

13 games as a senior, connecting on 121 of 248 passes for 1,824 yards with 19 TDs and eight INTs, good for a 129.4 rating ... Also had 233 carries for a

EXTRA POINTS

Booth is seeking to join LB Ken Jolly ('84-85) as the only other player from Mid-America Nazarene to make the Chiefs active roster.

school single-season record 1,442 yards with 18 TDs and three receptions for 38 yards ... His 3,266 total offensive yards were the highest total in team single-season history ... Earned conference offensive MVP honors ... An honorable mention All-NAIA All-America selection ... Appeared in 11 games his junior season ... Completed 128 of 223 passes for 1,916 yards with 16 TDs and five INTs for a 148.8 rating ... Added 159 carries for 1,080 yards with 12 scores ... Saw duty in 11 games as a sophomore, completing 35 of 63 passes for 510 yards with seven TDs and three INTs for a 150.7 QB rating ... Also had 73 carries for 515 yards with five TDs ... Majored in English Education at Mid-America Nazarene.

Personal:

- A four-year letterman in football, basketball and weightlifting at Manatee High School in Bradenton, Florida.
- Twin brother James played wide receiver at Mid-America Nazarene.
- Full name: John William Booth.
- Single, resides in Olathe, Kansas.

38

Dee
BROWN

Running Back • 5-10 • 210



Born: May 12, 1978
Clearwater, Florida

Syracuse
Free Agent (2005)
NFL: 3 (1st with Chiefs)
GP/GS: (21/3) **Playoffs:** (0/0)

Pro Career: Third-year running back joined the Chiefs on April 21st ... Well-traveled performer has spent time on the active roster of three different clubs, serving with Carolina (2001-02), Pittsburgh (2003) and Cleveland (2004) ... Expected to compete for a reserve role at running back and on special teams ... Versatile player who can return kickoffs in addition to contributing on offense ... Has shown the ability to catch the ball out of the backfield ... Owns 21 games (three starts) of NFL experience ... Has 102 carries for 360 yards (3.5 avg.) with four TDs and 17 receptions for 86 yards (5.1 avg.) with a score ... Also has one pass attempt, 26 kickoff returns for 496 yards (19.1 avg.) and six special teams tackles ... All of his offensive stats came as a member of the the Panthers in 2002.

Transactions: Signed a one-year contract with Kansas City (4/21/05) ... Released by Cleveland (10/19/04) ... Signed by Cleveland (9/29/04) ... Released by Cleveland (9/22/04) ... Signed a renegotiated contract with Cleveland (9/6/04) ... Signed with Cleveland (8/2/04) ... Released by Atlanta (5/27/04) ... Signed with Atlanta (4/30/04) ... Released by Pittsburgh (3/16/04) ... Signed with Pittsburgh (12/11/03) ... Released by Carolina (9/1/03) ... Signed a three-year contract with Carolina (7/18/01) ... Selected by Carolina in the sixth round (175th overall) of the 2001 NFL Draft.

Cleveland (2004): Appeared in five games, returning 13 kickoffs for 243 yards (18.7 avg.) ... Also had five special teams tackles ... Was released on September 22nd and resigned on September 29th ... Had two kickoff returns for 55 yards vs. Washington (10/3) ... Tied a career high with five kickoff returns for 76 yards at Pittsburgh (10/10) ... Returned three kickoffs for 67 yards vs. Cincinnati (10/17) ... Was released on October 19th.

Pittsburgh (2003): Played in two games after signing on December 11th ... Saw action vs. San Diego (12/21) and at Baltimore (12/28).

Carolina (2001-02): Played in 14 games (three starts), rushing 102 times for 360 yards (3.5 avg.) with four touchdowns ... Caught 17 passes for 86 yards (5.1 avg.) with a TD and returned 13 kickoffs for 253 yards (19.5 avg.) ... Had his only pass attempt intercepted and added one special teams tackle.

2002: Played in 14 games (three starts), ranking second on the club with 102 carries for 360 yards (3.5 avg.) with four TDs ... Also had 17 catches for 86 yards (5.1 avg.) with one score and had his only pass attempt intercepted ... Added 13 kickoff returns for

253 yards (19.5 avg.) and one special teams tackle ... Was inactive vs. Baltimore (9/8) ... Played in his first NFL game vs. Detroit (9/15) ... Registered nine carries for 52 yards at Green Bay (9/29) ... Led the team with a career-high six catches for 44 yards and added four carries for 17 yards at Tampa Bay (10/27)

EXTRA POINTS

Brown's uncle, Glen Edwards played in the NFL for 11 seasons ('71-81) with Pittsburgh and San Diego.

... Had four rushes for a team-high 29 yards and five kickoff returns for a career-high 95 yards vs. Atlanta (11/24) ... Rushed 27 times for a career-high 122 yards and had his only pass attempt intercepted in his first NFL start at Cleveland (12/1) ... Had a team-high 17 carries for 45 yards and his first NFL score on a six-yard run in a starting role vs. Cincinnati (12/8) ... Recorded eight carries for 19 yards with a TD and caught his first career TD on a six-yard pass from QB Rodney Peete vs. Pittsburgh (12/15) ... Posted 23 carries for 55 yards with a career-high two TDs in a starting role vs. Chicago (12/22).

2001: Suffered tendon and ligament damage in his left ankle in the preseason ... Was placed on injured reserve with that injury on September 2nd.

College: Finished his collegiate career second in Syracuse history with 28 rushing TDs and fifth with 2,626 rushing yards ... Recruited to Syracuse as a quarterback, but switched to running back as a redshirt freshman ... Carried the ball 172 times for 1,031 yards (6.0 avg.) with nine TDs and caught 14 passes for 90 yards (6.4 avg.) and two TDs as a senior ... Rushed for 239 yards vs. Rutgers, the second-highest single-game total in Syracuse history ... Totaled 145 carries for 741 yards (5.1 avg.) with four scores and 13 receptions for 52 yards (4.0 avg.) as a junior ... Rushed 58 times for 299 yards (5.2 avg.) with seven scores and added two catches for 11 (5.5 avg.) yards as a sophomore ... Played in all 13 games his freshman season, finishing second on the club with 118 carries for 555 yards (4.7 avg.) and a team-high eight TDs ... Added five catches for 53 yards (10.6 avg.) ... His 555 rushing yards were the second-highest total by a freshman in Syracuse history ... Earned freshman All-America honors from *Football News* ... Redshirted as a true freshman ... Graduated from Syracuse with a Degree in Psychology.

Personal:

- Was a prep quarterback at Lake Brantley High School in Altamonte Springs, Florida.
- Named the Central Florida Player of the Year as a junior and senior.

- Conducts a football camp in Florida through the Make-A-Wish Foundation.
- Full name: Dadrian LaBreece Brown.
- Single, with a son Devon (6).
- Resides in Charlotte, North Carolina.

**BROWN'S NFL STATISTICS**

Year	Team	G-S	RUSHING					RECEIVING				
			No.	Yds.	Avg.	LG	TD	No.	Yds.	Avg.	LG	TD
2001	Carolina	0-0	0	0	0.0	--	0	0	0	0.0	--	0
2002	Carolina	14-3	102	360	3.5	24	4	17	86	5.1	15	1
2003	Pittsburgh	2-0	0	0	0.0	--	0	0	0	0.0	--	0
2004	Cleveland	5-0	0	0	0.0	--	0	0	0	0.0	--	0
Totals		21-3	102	360	3.5	24	4	17	86	5.1	15	1

Year	Team	KICKOFF RETURNS					PUNT RETURNS					
		No.	Yds.	Avg.	LG	TD	No.	FC	Yds.	Avg.	LG	TD
2001	Carolina	0	0	0.0	--	0	0	0	0	0.0	--	0
2002	Carolina	13	253	19.5	27	0	0	0	0	0.0	--	0
2003	Pittsburgh	0	0	0.0	--	0	0	0	0	0.0	--	0
2004	Cleveland	13	243	18.7	30	0	0	0	0	0.0	--	0
Totals		26	496	19.1	30	0	0	0	0	0.0	--	0

Additional Stats: Had a pass attempt intercepted at Cleveland (12/1/02). Has six special teams tackles – one in 2002 and five in 2004.

SINGLE-GAME CAREER HIGHS

Rushing Attempts: 27 at Cleveland (12/1/02)

Rushing Yards: 122 at Cleveland (12/1/02)

Long Run: 24 at Cleveland (12/1/02)

Rushing TDs: 2 vs. Chicago (12/22/02)

Receptions: 6 at Tampa Bay (11/17/02)

Receiving Yards: 44 at Tampa Bay (11/17/02)

Long Reception: 15 vs. New Orleans (11/10/02)

Receiving TDs: 1 at Pittsburgh (12/15/02)

Kickoff Returns: 5 vs. Atlanta (11/24/02)

at Pittsburgh (10/10/04)

Kickoff Return Yards: 95 vs. Atlanta (11/24/02)

TRAINING CAMP INFORMATION

For the 15th consecutive season, the Chiefs will conduct training camp at the University of Wisconsin - River Falls in 2005. Kansas City has called River Falls, Wisconsin its summer home since '91. Located in the scenic St. Croix Valley region approximately 30 miles east of Minneapolis-St. Paul, MN, this bucolic burb of 12,500 citizens annually offers temperate training conditions and hospitality to the Chiefs and their fans. Thanks to a \$2.4 million dollar funding package from the State of Wisconsin, the Chiefs will enjoy a number of improvements to UW-RF's Knowles Arena, including state-of-the-art, climate-controlled locker room and training room facilities.

DIRECTIONS TO TRAINING CAMP FROM THE TWIN CITIES

Take I-494 East from airport and follow to I-94 East. Take I-94 across the St. Croix River to Wisconsin. Exit right on Hwy. 35 South (River Falls Exit). Follow Hwy. 35 six miles into River Falls. Exit right on Main Street. To reach the Chiefs Public Relations offices, go south on Main Street and turn left onto Cascade at your fifth stoplight. Go four blocks and turn right onto Sixth Street. The Chiefs Public Relations offices are located in 139 Rodli Commons.

To reach the Chiefs practice fields, go South on Main Street through all five stoplights. After crossing Cascade, the Ramer Field practice facility will be approximately one-half mile on South Main on the left. Mileage from the Minneapolis-St. Paul Airport to River Falls is 27 miles. Travel time under normal traffic conditions is approximately 45 minutes.

TRAINING CAMP CONTACT INFO

Kansas City Chiefs PR Department
University of Wisconsin - River Falls
Sixth and Cascade
139 Rodli Commons
River Falls, WI 54022

Phone: (715) 425-4580

Fax: (715) 425-4583

TRAINING CAMP SITES

New Mexico Military Institute
Roswell, New Mexico 1960
Southern Methodist University
Dallas, Texas 1961-62
William Jewell College
Liberty, Missouri 1963-90
University of Wisconsin - River Falls
River Falls, Wisconsin 1991-05

93

John BROWNING

Defensive Tackle • 6-5 • 297

West Virginia

Draft: (No. 3 - 1996)

Born: September 30, 1973 NFL: 10 (10th with Chiefs)

Miami, Florida

GP/GS: (105/84) Playoffs: (2/1)



Pro Career: Dependable defensive lineman enters his 10th season with the Chiefs in 2005 ... Rugged performer has played in 105 regular season contests during his distinguished tenure with Kansas City, making him one of just 60 players in franchise annals to see duty in 100 or more contests ... Is expected to be an integral part of the Chiefs defensive line rotation once again in 2005 ... Versatile and valuable performer has started at every position on the Chiefs defensive front during his NFL tenure ... Opened at least one game at every spot on the Chiefs defensive front except left DE in 2004, but is anticipated to work primarily at right DT this season ... Unsung competitor is respected across the NFL for his brute strength and tenacious style of play ... Frequently consumes interior offensive linemen, allowing his fellow members of the defensive front to make plays ... Is quick off the ball and frequently causes havoc in the backfield both as a pass rusher and a run stopper ... Has battled back from a litany of injuries during his NFL career ... Ranks eighth in franchise history with 25.5 sacks, needing 5.0 more to move ahead of DT Dan Saleaumua for eighth ... Posted 4.5 sacks a year ago after setting a career high with 92 tackles in 2003 ... Racked up a personal-best 7.0 sacks in 2002 after rebounding from a season-ending right knee injury in 2001 ... Opened at every spot on the defensive line in 2000, opening six games at right DT, five games at left DE, four contests at right DE and one game at left DT ... Held together an injury-riddled defensive front in 2000 and was a key reason Kansas City produced 51.0 sacks, the third-highest total in team history ... A training camp Achilles injury cost him the entire '99 campaign, while back and ankle ailments kept him out of eight games in '98 ... Originally broke into a regular role as a starter with the club at right DE in '97 ... Has seen duty in 105 regular season contests (84 starts), totaling 427 tackles (255 solo), 25.5 sacks (-143.5 yards), four fumble recoveries, two forced fumbles, an interception, six passes defended and 132 QB pressures ... Also owns two career playoff appearances (one start), racking up four tackles, a forced fumble and a QB pressure.

Transactions: Signed a five-year contract extension with Kansas City (11/22/03) ... Signed a four-year contract with Kansas City (2/11/00) ... Signed a four-year contract with Kansas City (7/24/96) ... Originally entered the NFL as a third-round pick (68th overall) of the Chiefs in the '96 NFL Draft.

2004: Played in 16 games with seven starts (three at right DE, one at right DT and three at left DT) ... Concluded the season with 55 tackles (37 solo), adding five stops behind the line ... Also had 4.5 sacks (-25.5 yards), a forced fumble, a pass defended and 18 QB pressures ... Started at right DE vs. Carolina (9/19), amassing a season-high eight tackles and three QB pressures to go with a sack and a strip of QB Jake Delhomme ... Started at right DE vs. Houston (9/26) and at Baltimore (10/4) ... Posted a sack of Byron Leftwich in a start at left DT at Jacksonville (10/17) ...

EXTRA POINTS

Browning joins S Jerome Woods as the longest tenured member of the Chiefs defense. Both players were selected by Kansas City in the '96 NFL Draft.

Had half a sack of Michael Vick in a start at left DT vs. Atlanta (10/24) ... Started at left DT vs. Indianapolis (10/31) ... Had his streak of 39 consecutive starts snapped when he did not open at Tampa Bay (11/7) ... Tallied six tackles and two QB pressures vs. San Diego (11/28), his 100th career game ... Had three QB pressures at Oakland (12/5) ... Produced a sack of Billy Volek at Tennessee (12/13) ... Registered a sack of Jake Plummer vs. Denver (12/19).

2003: Opened 16 games at DT ... Registered a career-high 92 tackles (55 solo) with four behind the line ... Led the club with 17 QB pressures ... Also had half a sack, three passes defended and a fumble recovery ... Registered eight tackles and a season-high three QB pressures vs. Pittsburgh (9/14) ... Recorded nine tackles, a QB pressure and a pass defended at Baltimore (9/28) ... Produced eight tackles, including one behind the line when he stuffed RB Clinton Portis for a one-yard loss on third-and-goal from the two vs. Denver (10/5) ... Contributed nine tackles at Green Bay (10/12) ... Returned a QB Drew Bledsoe fumble seven yards vs. Buffalo (10/26) ... Had half a sack of Rick Mirer vs. Oakland (11/23) ... Blocked a 48-yard K Steve Christie FG attempt at San Diego (11/30) ... Tallied nine tackles at Denver (12/7) ... Started an AFC Divisional Playoff Game vs. Indianapolis (1/11/04), totaling three tackles and a QB pressure.

2002: Started all 16 games as defensive tackle ... Recorded 71 tackles (41 solo), including six for a loss with one fumble recovery ... Was second on

the team with 7.0 sacks (-46.0 yards) and 10 QB pressures ... Recovered a QB Kelly Holcomb fumble at Cleveland (9/8) ... Recorded a sack of Tom Brady at New England (9/22) ... Registered a career-high 2.0 sacks of Chad Pennington at the N.Y. Jets (10/6) ... Had seven tackles and a sack of Drew Bledsoe vs. Buffalo (11/17) ... Produced a sack of Jake Plummer vs. Arizona (12/1) ... Tied a career high with 2.0 sacks of Jamie Martin vs. St. Louis (12/8) ... Had a season-high nine tackles at Oakland (12/28).

2001: Started the first six games of the season at left defensive tackle before a right knee injury ended his season ... Finished the year with 28 tackles (15 solo), 1.5 sacks (-18.5 yards), three QB pressures and two tackles for loss ... Had six tackles vs. Oakland (9/9) ... Registered a season-high eight tackles and a sack of Brian Griese at Denver (10/7) ... Registered half of a sack of Kordell Stewart vs. Pittsburgh (10/14) ... Injured his right knee in the third quarter at Arizona (10/21) ... Was placed on injured reserve on October 25th.

2000: Started all 16 games, opening games at all four positions on the defensive line (six at right DT, one at left DT, four at right DE and five at left DE) ... Had 6.0 sacks (-31.0 yards), 71 tackles (43 solo) and a career-high 33 QB pressures ... Also added one INT, a pass defended and a fumble recovery ... Started at right DT vs. Indianapolis (9/3) and at Tennessee (9/10) ... Started for an injured right DE Duane Clemons vs. San Diego (9/17), producing a sack of Ryan Leaf, ... Started at right DE at Denver (9/24), setting a career high with 11 tackles (seven solo) ... Started at right DE vs. Seattle (10/2) ... Started at right DE vs. Oakland (10/15), recording a sack of Rich Gannon and recovering a fumble ... Started at left DT for the injured Chester McGlockton vs. St. Louis (10/22), getting first career INT off Kurt Warner and recording a sack of Trent Green ... Started for an injured left DE Eric Hicks at Seattle (10/29), posting seven tackles and five QB pressures ... Started at left DE at Oakland (11/5) ... Had a sack of Jeff Garcia in a start at left DE at San Francisco (11/12) ... Started at left DE vs. Buffalo and at San Diego (11/26) ... Opened at right DT at New England (12/4) ... Produced a sack of Steve Beuerlein at right DT vs. Carolina (12/10) ... Opened at right DT vs. Denver (12/17) ... Posted a sack of Chris Chandler in a start at right DT at Atlanta (12/24).

1999: Missed the entire preseason and regular season when he suffered a right Achilles injury at training camp in River Falls on August 9th ... Was placed on injured reserve on August 31st.

1998: Started eight games at left defensive end, contributing 37 tackles (19 solo) and six QB pressures ... Inactive with a right ankle injury vs. Oakland (9/6) and at Jacksonville (9/13) ... Started the next eight games at left DT, beginning with a contest vs. San Diego (9/20) ... Had a season-high eight tackles vs. Seattle (10/4) and at New England (10/11) ... Tallied seven tackles vs. the N.Y. Jets (11/1) ... Listed as inactive with an ankle injury at San Diego (11/22) ... Was placed on injured reserve on November 29th with a back injury.

1997: Moved into a full-time role as a starter, playing in 14 games (13 starts) ... Opened 10

contests at right defensive end and three games at left defensive tackle ... Produced 48 tackles (27 solo), 4.0 sacks (-17.5 yards), 24 QB pressures and a fumble recovery ... Produced a season-high seven tackles and half a sack of John Elway at Denver (8/31) ... Had four QB hurries vs. Buffalo (9/14) ... Contributed four QB pressures and a sack of Kerry Collins at Carolina (9/21) ... Recovered a QB Tony Banks at St. Louis (10/26) ... Had half of a sack of Mark Brunell at Jacksonville (11/9) ... Was inactive at Seattle (11/23) and vs. San Francisco (11/30) with an injured right fibula ... Played but did not start vs. Oakland (12/7), getting a sack of Jeff George ... Started at left defensive tackle for an injured DE Vaughn Booker vs. Seattle (9/28), at San Diego (12/14) and vs. New Orleans (12/21) ... Saw reserve duty in an AFC Divisional Playoff Game vs. Denver (1/4/98), getting a tackle and a forced fumble.

1996: Saw action in 13 games with two starts, collecting 25 tackles (18 solo) with 2.0 sacks (-4.0 yards), 21 QB pressures, one forced fumble and a pass defended ... First pro sack came against Rick Mirer at Seattle (9/15) ... Was inactive for contests vs. Chicago (11/17), vs. San Diego (11/24) and at Detroit (11/28) with a shoulder injury ... First NFL start came in place of an injured right DE Vaughn Booker vs. Indianapolis (12/15), when he recorded four tackles, a sack of Jim Harbaugh and three QB pressures ... Also opened in place of an injured Booker vs. Buffalo (12/22), racking up a career-high seven QB hurries.

College: Saw action in 24 regular season games (12 starts) for West Virginia, tallying 78 tackles (42 solo), 8.0 sacks, a fumble recovery and a pass deflection ... Began his collegiate career as a defensive tackle but moved to DE in spring drills prior to his senior season ... Appeared in seven games (six starts) for the Mountaineers as a senior, collecting 36 tackles (23 solos), four sacks (-40.0 yards), and 3.0 tackles for loss ... Missed the first three games of the season due to an NCAA suspension for contact with an agent ... Played in 10 regular season games with six starts as a junior ... Tallied 32 tackles (16 solo) with four sacks (-19.0 yards), 2.0 tackles for loss and a fumble recovery ... Spent the early part of the season playing with a broken hand ... Saw reserve action in seven games at left defensive tackle as a sophomore, recording 10 tackles (seven solo) and four pass deflections ... Did not play football in '92 ... Majored in Physical Education at West Virginia.

Personal:

- A first-team All-America selection by *SuperPrep* at North Miami High School in Miami, Florida.
- Tabbed by *USA Today* as an honorable mention All-USA pick.
- Was a Florida Class 5A All-State and an All-Dade County selection as a senior.
- Was the Chiefs recipient of the 2002 Ed Block Courage Award which annually honors one player from every NFL team who exemplifies sportsmanship and courage.
- Full name: John Edward Browning.
- Married, wife Kerry with a daughter Avrianna Rose (6) and a son Isaiah (3). The couple is expecting their third child in July.
- The Brownings reside in Overland Park, Kansas.



BROWNING'S NFL STATISTICS



Year	Team	G-S	TACKLES			FUMBLES		SACKS	INTS	PASSES	QB
			Solos	Asst.	Total	Rec.	For.				
1996	Kansas City	13-2	18	7	25	0	1	2.0/4.0	0/0	1	21
1997	Kansas City	14-13	27	21	48	1	0	4.0/17.5	0/0	0	24
1998	Kansas City	8-8	19	18	37	0	0	0.0/0.0	0/0	0	6
1999	Kansas City	0-0	0	0	0	0	0	0.0/0.0	0/0	0	0
2000	Kansas City	16-16	43	28	71	1	0	6.0/31.0	1/0	1	33
2001	Kansas City	6-6	15	13	28	0	0	1.5/18.5	0/0	0	3
2002	Kansas City	16-16	41	30	71	1	0	7.0/46.0	0/0	0	10
2003	Kansas City	16-16	55	37	92	1	0	0.5/1.0	0/0	3	17
2004	Kansas City	16-7	37	18	55	0	1	4.5/25.5	0/0	1	18
Totals		105-84	255	172	427	4	2	25.5/143.5	1/0	6	132

POSTSEASON

Year	Team	G-S	TACKLES			FUMBLES		SACKS	INTS	PASSES	QB
			Solos	Asst.	Total	Rec.	For.				
1997	Kansas City	1-0	1	0	1	0	1	0.0/0.0	0/0	0	0
2003	Kansas City	1-1	3	0	3	0	0	0.0/0.0	0/0	0	1
Totals		2-1	4	0	4	0	1	0.0/0.0	0/0	0	1

SINGLE-GAME CAREER HIGHS

Tackles: 11 (seven solo) at Denver (9/24/00)

QB Pressures: 7 at Buffalo (12/22/96)

Sacks: 2.0 at N.Y. Jets (10/6/02)

Passes Defensed: 1, six times, last

vs. St. Louis (12/8/02)

at Jacksonville (10/17/04)

Interceptions: 1 vs. St. Louis (10/22/00)

STREAKS AND MILESTONES: Played in his 100th NFL game vs. San Diego (11/28/04). His 25.5 sacks rank ninth in team history, needing 5.0 more to surpass DT Dan Saleaumua (29.0) for eighth.

30

Eddie
CANONICO
Safety • 6-1 • 180

Sacramento State
Free Agent (2005)

Born: September 17, 1978 NFL: 1 (1st with Chiefs)

Las Vegas, Nevada

GP/GS: (0/0) Playoffs: (0/0)



Pro Career: Former Arena Football League performer joined the Chiefs as a free agent this season ... Attempting to crack an NFL 53-man roster in Kansas City after enjoying a brief stint on Carolina's practice squad in 2004 ... Has plied his trade in the Arena Football League and Arena Football League 2 since originally entering the league as a rookie free agent with Cleveland in 2002 ... Played with the Cologne Centurions of NFL Europe this spring.

Transactions: Signed a two-year contract with Kansas City (1/31/05) ... Released from Carolina's practice squad (11/16/04) ... Added to Carolina's practice squad (11/3/04) ... Signed by the Dallas Desperados of the Arena Football League (10/16/03) ... Signed by Cincinnati Swarm of Arena Football League 2 (7/9/03) ... Swapped from the Las Vegas Gladiators of Arena Football League practice squad (4/23/03) ... Signed to the Las Vegas Gladiators practice squad (2/6/03) ... Released by the Arizona

Rattlers of the Arena Football League (1/22/03) ... Signed by the Arizona Rattlers (11/7/02) ... Released from the Arizona Rattlers practice squad (8/19/02) ... Signed to the Arizona Rattlers practice squad of the Arena Football League (5/15/02) ... Released by Cleveland (5/2/02) ... Signed a contract as a rookie free agent with Cleveland (4/24/02).

EXTRA POINTS

Canonico was an avid skier and snowboarder in the Lake Tahoe area during his youth.

NFL Europe (2005): Started 10 games for the Cologne Centurions ... Produced 38 tackles (31 solo), four passes defensed, a forced fumble and four special teams tackles.

Arena Football League (2004):

Played in nine games for the Dallas Desperados ... Was placed on injured reserve on January 30th with a hamstring strain and was activated on February 21st ... Recorded a career-high six tackles and a pass defended at New York (2/22) ... Tied a season-high with six tackles and two passes defended vs. Los Angeles (3/21) ... Collected four tackles vs. San Jose (3/21) ... Placed on injured reserve on April 23rd with a fractured orbital bone ... Was activated on May 28th.

Arena Football League 2 (2002):

Signed by the Cincinnati Swarm (7/9) ... Played in one game with one tackle for the Swarm.

College:

Ranked fifth on the squad as a senior at Sacramento State with 55 tackles, an INT, two fumble recoveries, a forced fumble and three passes defended ... Played in nine games his junior campaign, recording 22.5 tackles, 2.0 stops for loss and a pass defended ... Started eight games as a sophomore and finished fourth on the team with 59 tackles,

2.0 stops behind the line, three interceptions and four passes defended ... Transferred to Sacramento State of NCAA Division I-AA from Texas Tech in '98 ... Redshirted as a true freshman at Texas Tech ... Majored in Communications at Sacramento State.

Personal:

- Earned All-Southern Nevada Conference honors as a defensive back and wide receiver at Durango High School in Las Vegas, Nevada.
- Named the school's Athlete of the Year as a Senior.
- Won the state wrestling title at 171 pounds as a senior.
- Finished third in the state wrestling tournament as a junior and second as a sophomore.
- Set the school's long jump and triple jump records in track as a senior.
- Full name: Eddie Canonico (pronounced cah-NON-ico).
- Single, resides in Las Vegas, Nevada.

52

Quinton

CAVER

Linebacker • 6-4 • 241

Arkansas

Free Agent (2003)

NFL: 5 (4th with Chiefs)

GP/GS: (45/4) Playoffs: (4/0)



Born: August 22, 1978

Anniston, Alabama

Pro Career:

Athletic fifth-year linebacker embarks on his fourth season with the Chiefs in 2005 ... Came to Kansas City after spending a year and a half with Philadelphia ... Former second-round draft pick of the Eagles was released by that club midway through the 2002 campaign and was signed by the Chiefs on October 28th of that year ... Moved into Kansas City's starting lineup due to injuries in the ninth game of the 2004 season, opening the first four games of his pro career ... Took advantage of that opportunity last season and recorded a career-high 32 tackles ... A fearless special teams performer who often times draws double teams on the coverage units ... Expected to work as a reserve at the club's right outside linebacker post ... Owns excellent speed and size, making him a prime candidate to continue his exemplary work in the kicking game after posting a career-high 17 special teams tackles last season ... Possesses limited NFL experience on defense, but benefited greatly from his playing time a year ago ... Is reunited in Kansas City with former Philadelphia teammate LB Shawn Barber and ex-University of Arkansas teammate DE Carlos Hall ... Has played in 45 regular season games (four starts), recording 46 tackles (31 solo), three passes defended, three QB pressure and 40 special teams tackles ... Has seen duty in four playoff games, registering one tackle and two special teams stops.

Transactions: Signed a one-year contract with Kansas City (4/14/05) ... Signed a one-year

contract with Kansas City (3/3/04) ... Signed a one-year contract with Kansas City (9/16/03) ... Was released by Kansas City (8/31/03) ... Signed a one-year contract with Kansas City (2/27/03) ... Signed a one-year contract with Kansas City (10/28/02) ... Released by Philadelphia (10/21/02) ... Signed a four-year contract with Philadelphia (7/27/01) ... Originally entered the NFL as a second-round selection (55th overall) of Philadelphia in the 2001 NFL Draft.

EXTRA POINTS

Caver taught a class in ballroom dancing as part of his curriculum as a senior at Arkansas with coursework including the Waltz, Jitterbug, Cha Cha and Salsa.

Kansas City (2002-04): Has seen duty in 29 games (24 starts), recording 33 tackles (24 solo), three passes defended, two QB pressures and 33 special teams stops ... Has played in one postseason game, producing two special teams stops.

2004: Played in 16 games on special teams and seven contests on defense with four starts at ROLB ... Registered 32 defensive tackles (23 solo), three passes defended, two QB pressures and was third on the team with 17 special teams tackles ... Recorded two special teams tackles at Denver (9/12) ... Totaled a club-best three special teams tackles vs. Houston (9/26) ... Produced two special

teams tackles at Baltimore (10/4) and at Jacksonville (10/17) ... Registered one defensive tackle and one special teams stop vs. Atlanta (10/24) ... Amassed one special teams tackle vs. Indianapolis (10/31) ... Tallied five tackles and one pass defended in place of an injured LB Shawn Barber at Tampa Bay (11/7) ... Contributed five tackles and two QB pressures in place of an injured LB Monty Beisel to go with two special teams stops at New Orleans (11/14) ... Started his first career game at ROLB in place of an injured Beisel vs. New England (11/22), totaling six tackles and one special teams stop ... Compiled six tackles in a starting role vs. San Diego (11/28) ... Started at Oakland (12/5), producing five tackles, two passes defended and one special teams tackle ... Recorded four tackles and one special teams stop in a starting role at Tennessee (12/13) ... Had one special teams stop vs. Oakland (12/25).

2003: Played in 12 games on special teams and two games on defense ... Was inactive for two games ... Produced one tackle and 15 special teams stops ... Was signed on September 16th ... Played on special teams at Houston (9/21) ... Produced two special teams tackles at Green Bay (10/12) ... Amassed a career-high four special teams tackles at Cincinnati (11/16) ... Was inactive at San Diego (11/30) and at Denver (12/7) with a back injury ... Played on defense and special teams vs. Detroit (12/14) ... Registered one tackle and three special teams stops vs. Chicago (12/28) ... Had two special teams tackles in the club's AFC Divisional Playoff Game vs. Indianapolis (11/10/04).

2002: Was released by Philadelphia on October 21st and inked with the Chiefs on October 28th ... Played in one game and was inactive for four contests ... Had one special teams tackle ... Was inactive at San Francisco (11/10), vs. Buffalo (11/17) and at Seattle (11/24) ... Saw his first action in a Chiefs uniform on special teams vs. Arizona (12/1), making one tackle ... Was inactive vs. St. Louis

(12/8) with a right shoulder sprain and was placed on injured reserve on December 14th.

Philadelphia (2001-02): Appeared in 16 games with the Eagles, making 13 tackles, one QB pressure and seven special teams tackles ... Played in three postseason games, making one tackle.

2002: Played in five games and was inactive for one contest ... Made one tackle and two special teams stops ... Was released on October 21st.

2001: Saw action in 11 games as a rookie ... Produced 12 tackles, a QB pressure and five special teams stops ... Played in his first NFL game vs. St. Louis (9/9) ... Made his first two defensive tackles vs. Dallas (9/30) ... Recorded a career-high 10 tackles and one QB pressure at Tampa Bay (1/6/02) ... Appeared in all three of Philadelphia's playoff contests, making one tackle.

College: Started 24 games and closed out his career with 239 tackles, including 30.0 for a loss and one INT that he returned for a TD ... Earned first-team All-SEC honors as senior when he ranked second on the team with a career-high 91 tackles ... Majored in Kinesiology at Arkansas.

Personal:

- Led his team to the Class 6A State Championship as a prep standout at Anniston High School in Anniston, Alabama.
- Was a first-team all-state selection as an outside linebacker and tight end as a senior.
- Recorded 100 tackles, 16.0 sacks and was selected to play in the Alabama-Mississippi High School All-Star Game.
- Also lettered in basketball and track.
- Serves as a mentor to teens and is a regular visitor to St. Vincent's Operation Breakthrough, a center dedicated to inner-city children of all ages in Kansas City.
- Full name: Quinton Tyrone Caver.
- Single, with a daughter Christina (7).
- Resides in Kansas City, Missouri.



CAVER'S NFL STATISTICS



Year	Team	G-S	TACKLES			SACKS No./Yds.	FUMBLES For.	INTS Rec. No./Yds.	PASSES Defended	QB Pressures	
			Solos	Asst.	Total						
2001	Philadelphia	11-0	7	5	12	0.0/0.0	0	0	0/0	0	1
2002	Philadelphia	5-0	0	1	1	0.0/0.0	0	0	0/0	0	0
	Kansas City	1-0	0	0	0	0.0/0.0	0	0	0/0	0	0
2003	Kansas City	12-0	1	0	1	0.0/0.0	0	0	0/0	0	0
2004	Kansas City	16-4	23	9	32	0.0/0.0	0	0	0/0	3	2
Totals		45-4	31	15	46	0.0/0.0	0	0	0/0	3	3

Additional Stats: Has 40 special teams tackles – five in 2001, three in 2002, 15 in 2003 and 17 in 2004.

POSTSEASON

Year	Team	G-S	TACKLES			SACKS No./Yds.	FUMBLES For.	INTS Rec. No./Yds.	PASSES Defended	QB Pressures	
			Solos	Asst.	Total						
2001	Philadelphia	3-0	1	0	1	0.0/0.0	0	0	0/0	0	0
2003	Kansas City	1-0	0	0	0	0.0/0.0	0	0	0/0	0	0
Totals		4-0	1	0	1	0.0/0.0	0	0	0/0	0	0

Additional Stats: Had two special teams tackles in 2003.

SINGLE-GAME CAREER HIGHS

Tackles: 10 at Tampa Bay (1/6/02)

Special Teams Tackles: 4 at Cincinnati (11/16/03)

15

Todd COLLINS

Quarterback • 6-4 • 228

Michigan

Waivers - Buffalo (1998)

NFL: 11 (8th With Chiefs)

GP/GS: (39/17) Playoffs: (1/0)



Born: November 5, 1971
Walpole, Massachusetts

Pro Career: Seasoned 11th-year signal-caller entering his eighth season with the Chiefs in 2005 ... Expected to once again serve as Kansas City's number two QB behind starter Trent Green for a fifth consecutive year ... Has a solid grasp of the club's offensive system and is more than capable of stepping under center when called upon ... Has served as the Chiefs top backup the past four seasons ... Owns 39 games of regular season experience in the NFL ranks, including 28 contests with Buffalo from '95-'97 ... Started 17 games during his three-year tenure with the Bills, including 13 opening nods during the '97 campaign ... An accurate passer who has displayed the instincts to perform under fire both at the collegiate and pro level ... A true student of the game who has enjoyed the benefit of working alongside a number of elite quarterbacks during his career ... Spent two seasons as an understudy to Pro Football Hall of Fame QB Jim Kelly before taking over the starting reigns for the Bills in '97 ... Has also spent time learning the finer points of the game from Pro Bowl QBs such as Green, Rich Gannon and Warren Moon during his tenure in Kansas City ... Has finished five of the past six preseasons as Kansas City's highest-rated passer, including a 128.2 preseason efficiency rating in 2004 when he completed 38 of 49 passes (77.6%) for 484 yards with three TDs and no INTs ... In 39 career games (17 starts) has completed 302 of 546 passes (55.3%) for 3,447 yards with 17 TDs and 19 INTs ... Owns a 70.4 career rating and a 7-10 record as an NFL starter ... Has also rushed 72 times for 153 yards ... Completed one of four passes for seven yards in his lone playoff appearance with the Bills in '96.

Transactions: Signed a three-year contract with Kansas City (3/26/03) ... Signed a two-year contract with Kansas City (12/24/98) ... Claimed off waivers from Buffalo by Kansas City (8/26/98) ... Waived by Buffalo (8/25/98) ... Signed with Buffalo (7/10/95) ... Originally entered the NFL as a second-round draft choice (45th overall) of Buffalo in '95.

Kansas City (1998-04): Has seen 11 games of regular season action in a Chiefs uniform, completing 18 of 27 passes (66.7%) for 229 yards with one TD, good for a 105.3 rating, while rushing 12 times for 10 yards ... In preseason play with the Chiefs the past six seasons has connected on 188 of 302 attempts (62.3%) for 2,140 yards with 13 TDs and three INTs, good for a 93.7 rating.

2004: Served as the backup QB in all 16 games, taking snaps in two games ... Completed one of five passes for 42 yards and rushed one time for a four-yard gain ... Attempted one pass vs. Atlanta

(10/24) ... Completed one of four attempts, hitting WR Eddie Kennison for a 42-yard gain and also had a four-yard carry vs. Denver (12/19).

EXTRA POINTS

An avid angler, Collins owns a 27-foot Grady White Islander 268 fishing boat named the "Pitchfork." He pursues all types of sport fish, but the striped bass and the bluefin tuna are his favorite quarry.

2003: Served as the backup QB in all 16 games, taking snaps in five contests ... Completed nine of 12 passes for 74 yards with a 90.3 rating and also had eight carries for minus seven yards ... Saw action on the club's final series at Houston (9/21) ... Had a two-yard completion vs. Buffalo (10/26), seeing duty on the final two series ... Saw duty on the final series vs. Cleveland (11/9) ... Completed five of seven passes for 31 yards in two series of work vs. Detroit (12/14) ... Connected on three passes for 41 yards vs. Chicago (12/28), good for a 118.8 rating.

2002: Served as the backup QB in 16 games, seeing action in three contests ... Completed five of six passes for 73 yards with a TD, good for a 156.9 rating ... Also had one carry for seven yards ... Saw action vs. Miami (9/29), but did not attempt a pass ... Completed four of five passes for 57 yards with one TD for a 153.8 rating vs. Arizona (12/1). It was his first TD pass with the Chiefs and his first since '97 while he was with Buffalo ... Connected on a 16-yard pass vs. St. Louis (12/8).

2001: Was listed as the club's backup QB in all 16 games, seeing action in one contest ... Completed three of four passes for 40 yards at Washington (9/30) in his initial regular season duty with Kansas City. Produced a 106.2 rating and added two rushes for six yards. Completed his first pass in a Chiefs uniform on a 26-yard strike to TE Mikhael Ricks.

2000: Did not take any snaps during the regular season ... Was listed as the second QB for the season's final five games and was the third quarterback for 11 contests.

1999: Did not take any snaps during the regular season and was listed as the club's third QB in all 16 contests ... Hit on 21 of 34 passes for 270 yards, a pair of scores and a 106.3 rating in preseason play ... Led the Chiefs back from a 34-27 fourth quarter deficit for a 37-34 win in the preseason finale at San Diego (9/3).

1998: Did not see any regular season game action ... Connected on six of 12 attempts for 49 yards in one preseason appearance with Kansas City ... Listed as the team's third quarterback for 13 contests ... Designated as the squad's backup QB behind Rich Gannon at Jacksonville (9/13), vs. San Diego (9/20) and at Philadelphia (9/27) due to a right shoulder injury suffered by QB Elvis Grbac in the season-opener vs. Oakland (9/6).

Buffalo (1995-97): Took the field in 28 games over a three-year span with Buffalo making 17 starts ... Completed 284 of 519 passes (54.7%) for 3,218 yards, with 16 TDs and 19 INTs for a 68.5 rating ... Saw duty in one postseason contest in '96, hitting on one of four passes for seven yards.

1997: Beat out Alex Van Pelt and Billy Joe Hobert for the starting QB job in camp ... Saw duty in 14 games (13 starts) ... Completed 215 of 391 passes (55.0%), good for 2,367 yards with 12 TDs, 13 INTs and a 69.5 rating ... Hit 25 of 39 passes for 299 yards and one TD vs. Minnesota (8/31) ... Had a career-best three TD passes and led the team on a pair of 80-yard scoring drives in a 28-22 win at the N.Y. Jets (9/7) ... Completed a 77-yard TD strike on a flea-flicker to Andre Reed for his longest pass of the season at Kansas City (9/14). Had the Bills in position to win the contest at the Chiefs seven-yard line with 0:27 remaining in regulation, but four straight blitzes called by Kansas City sent Buffalo away with a 22-16 setback ... Presided over the second-largest regular season comeback in NFL history, leading the Bills back from a 26-0 deficit to claim a 37-35 win vs. Indianapolis (9/21), connecting on 23 of 38 attempts for 275 yards with a pair of TDs and one INT ... Was knocked out of the game at New England (10/12) with a bruised left shoulder after being sacked by Patriots LB Ted Bruschi ... Returned to the lineup at Indianapolis (10/20) and led the team to a 9-6 win ... Replaced by Van Pelt in the third quarter vs. Denver (10/26) ... Did not play vs. Miami (11/2) ... Returned to the starting post vs. New England (11/9) ... Led the Bills to back-to-back wins as the starter vs. the N.Y. Jets (11/30) and at Chicago (12/7).

1996: Was the number two QB behind Jim Kelly ... Saw action in seven games (three starts), completing 55 of 99 attempts (55.6%) with four TDs and five pickoffs to merit a 71.9 rating ... Started for an injured Kelly vs. Dallas (9/22), leading Buffalo to a 10-7 victory ... Set career highs in both pass attempts (44) and yards (309) in a start vs. Indianapolis (10/6) in a come-from-behind 16-13 OT triumph ... Replaced an injured Kelly vs. the N.Y. Jets (11/24) ... Started for an injured Kelly at Indianapolis (12/1) and threw a franchise-long 95-yard pass to WR Quinn Early ... Relieved an injured Kelly in the final drive of an AFC Wild Card contest vs. Jacksonville (12/28).

1995: Earned the Bills backup job, playing in seven games with one start ... Hit on 14 of 29 attempts for 112 yards with one INT ... Saw first NFL action in the last 1:15 of season opener at Denver (9/3) ... Appeared late in games vs. Carolina (9/10), vs. the N.Y. Jets (10/8), at Miami (10/29), vs. New England (11/26) and at San Francisco (12/3) ... Started his first career game vs. Houston (12/24) ... Did not see any playoff duty in contests vs. Miami (12/30) or at Pittsburgh (1/6/96).

College: Finished his collegiate career at Michigan with the best career (64.3%) and single-season (65.3% in '93) completion percentages in school history ... Final collegiate tally read 457 completions on 711 attempts, good for 5,858 yards with 34 TDs and 17 INTs ... Still ranks third at Michigan in career completions, attempts and yardage, while owning the school's sixth and seventh-best seasonal yardage marks (2,518 in '94 and 2,509 in '93) ... Is third on school charts in career rating with a 145.0 mark ... Produced 14 games in which he registered 200+ passing yards, the second-highest total of any player in Wolverines history ... His 2.81 INT percentage remains the second-lowest in team history behind Michael Taylor (2.55) ... Owns a Wolverine mark for average yards per play (7.04) and is second on the school's charts for yards passing per game at 158.32 ... Connected on 172 of 264 attempts as a senior in '94, netting 2,356 yards with 11 TDs and seven INTs ... Threw for 352 yards vs. Minnesota (11/12/94), which at the time was the second-highest yardage tally in school history ... An honorable mention All-Big Ten honoree and an Academic All-Big Ten selection as a junior in '93 when he hit on 178 of 274 attempts for 2,320 yards with 16 TDs and just seven INTs ... Threw a school-record 90-yard TD ... Started two games as a sophomore in '92 when he completed 66 of 101 aerials for 693 yards with seven scores and three INTs ... Completed 15 of 24 pass attempts for 135 yards as a redshirt freshman in '91 ... Redshirted as a true freshman in '90 ... Earned the prestigious University of Michigan Medal of Honor Award as senior, an accolade presented annually to the Wolverines top scholar-athlete ... Graduated from Michigan with a degree in Political Science.

Personal:

- Earned *SuperPrep* All-America honors and was named *New England Player of the Year* by the *Boston Globe* as a senior at Walpole High School in Walpole, Massachusetts, located just several miles from the home of the New England Patriots in Foxborough, Massachusetts.
- Grew up an avid Patriots fan and has a keen knowledge of Boston-area sports history.
- An outstanding all-around athlete, led his prep football team to a state title as a senior and guided the basketball squad to the state semifinals his junior season.
- Had a 10-0 record as a junior pitcher and produced 18 points and 10 rebounds a game on the basketball squad.
- Enrolled in an executive education program at the Harvard Business School in April of 2005, a workshop targeted towards NFL players interested in owning, operating or building their own businesses.
- Served as a financial planning intern with the Legacy Financial Group in Kansas City during the 2005 and 2004 off-seasons.
- An avid fisherman who enjoys both freshwater and saltwater angling and owns two fishing boats.
- Full name: Todd Steven Collins.
- Married, wife Andrea with a son Max, born in February.
- The Collins' reside in North Quincy, Massachusetts.



COLLINS' NFL STATISTICS



VETERANS

		PASSING												
		Comp. Yds.					TD			INT		Sack/		Rating
Year	Team	G-S	Att.	Comp.	Yds.	Pct.	Att.	TD	Pct.	INT	Pct.	LG	Lost	
1995	Buffalo	7-1	29	4	112	48.3	3.86	0	0.0	1	17.1	18	6.0/43.0	44.0
1996	Buffalo	7-3	99	55	739	55.6	7.46	4	4.0	5	5.0	95	11.0/53.0	71.9
1997	Buffalo	14-13	391	215	2,367	55.0	6.05	12	3.0	13	3.0	77	39.0/278.0	69.5
1998	Kansas City	0-0	0	0	0	0.0	0.00	0	0.0	0	0.0	--	0.0/0.0	0.0
1999	Kansas City	0-0	0	0	0	0.0	0.00	0	0.0	0	0.0	--	0.0/0.0	0.0
2000	Kansas City	0-0	0	0	0	0.0	0.00	0	0.0	0	0.0	--	0.0/0.0	0.0
2001	Kansas City	1-0	4	3	40	75.0	10.0	0	0.0	0	0.0	26	0.0/0.0	106.2
2002	Kansas City	3-0	6	5	73	80.0	11.4	1	20.0	0	0.0	29	0.0/0.0	156.9
2003	Kansas City	5-0	12	9	74	75.0	6.17	0	0.0	0	0.0	20	0.0/0.0	90.3
2004	Kansas City	2-0	5	1	42	20.0	8.40	0	0.0	0	0.0	42	0.0/0.0	62.1
Totals		39-17	546	302	3,447	55.3	6.31	17	3.1	19	3.5	95	56.0/374.0	70.4

		RUSHING				
		No.	Yds.	Avg.	LG	TD
1995	Buffalo	9	23	2.6	10	0
1996	Buffalo	21	43	2.0	10	0
1997	Buffalo	30	77	2.6	11	0
1998	Kansas City	0	0	0.0	--	0
1999	Kansas City	0	0	0.0	--	0
2000	Kansas City	0	0	0.0	--	0
2001	Kansas City	2	6	3.0	7	0
2002	Kansas City	1	7	7.0	7	0
2003	Kansas City	8	-7	-0.9	0	0
2004	Kansas City	1	4	4.0	4	0
Totals		72	153	2.1	11	0

POSTSEASON

		POSTSEASON												
		Comp. Yds.					TD			INT		Sack/		Rating
Year	Team	G-S	Att.	Comp.	Yds.	Pct.	Att.	TD	Pct.	INT	Pct.	LG	Lost	
1996	Buffalo	1-0	4	1	7	25.0	1.75	0	0.00	0	0.00	7	2.0/20.0	39.6
2003	Kansas City	0-0	0	0	0	0.0	0.00	0	0.00	0	0.00	--	0.0/0.0	0.0
Totals		1-0	4	1	7	25.0	1.75	0	0.00	0	0.00	7	2.0/20.0	39.6

SINGLE-GAME CAREER HIGHS

Pass Attempts: 44 vs. Indianapolis (10/6/96) **Interceptions:** 2, five times, last vs. Denver (10/26/97)
Pass Completions: 25 vs. Minnesota (8/31/97) **Long Pass:** 95 at Indianapolis (12/1/96)
 at Tennessee (11/23/97) **Rushing Attempts:** 6 at N.Y. Jets (9/7/97)
Passing Yards: 309 vs. Indianapolis (10/6/96) **Rushing Yards:** 20 vs. Dallas (9/22/96)
TD Passes: 3 at N.Y. Jets (9/7/97) **Long Run:** 11 vs. N.Y. Jets (11/30/97)



KENDALL, EPPS INDUCTED INTO MISSOURI SPORTS MEDICINE HALL OF FAME

Chiefs trainers Dave Kendall (left) and Bud Epps (right) were both inducted into the Missouri Sports Medicine Hall of Fame in June of 2005. The Missouri Sports Medicine Hall of Fame selections are made annually by the Missouri Athletic Trainers Association, which honored both Kendall and Epps at an event in Columbia, Missouri

on June 4th. Kendall and Epps were previously named the "NFL Training Staff of the Year" in '92. Kendall ending his 29th season of service with Chiefs in 2005, while Epps is embarking on his 22nd year as a member of the Chiefs athletic training staff. Kendall, and Epps are both certified members of the National Athletic Trainers Association.



41

Scott CONNOT

Safety • 6-3 • 216



Born: June 24, 1981
Spencer, Nebraska

South Dakota State
Free Agent (2004)
NFL: 1 (1st with Chiefs)
GP/GS: (2/0) Playoffs: (0/0)

Pro Career: Promising young safety making his second trip to training camp with Kansas City in 2005 ... A long and rangy player who was promoted to the 53-man roster for the final four games of the season in 2004 after serving the first 12 weeks on the club's practice squad ... Hard-hitting competitor has the ability to play both safety spots and is a solid special teams performer ... Owns two games of regular season NFL experience with one special teams tackle ... Earned All-NFLEL honors with the Amsterdam Admirals of NFL Europe this spring.

Transactions: Signed a three-year contract with Kansas City (12/19/04) ... Added to Kansas City's practice squad (9/16/04) ... Released by Kansas City (9/5/04) ... Signed a two-year contract as a rookie free agent with Kansas City (4/27/04).

NFL Europe (2005): Started 10 games for the Amsterdam Admirals, making the All-NFLEL squad ... Led the club with 66 tackles (57 solo), 10 passes defended, two forced fumbles, and seven special teams stops ... Saw duty in the club's 27-21 World Bowl XIII victory vs. Berlin (6/11).

Kansas City (2004): Played in two games and was inactive for two contests ... Had one special teams tackle ... Signed to 53-man roster from the practice squad on December 9th ... Played on special teams at Tennessee (12/13) ... Was inactive vs. Denver (12/19) and vs. Oakland (12/25) ... Had a special teams stop at San Diego (1/2/05).

College: A three-year starter at NCAA Division II South Dakota State ... Appeared in 34 games (26 starts) ... Accumulated 234 tackles (142 solo), a sack (-3.0 yards), 7.5 tackles for loss, eight INTs, four fumble recoveries, nine forced fumbles and

18 passes defended ... Earned first-team All-North Central Conference and second-team all-region while starting 11 games as a senior ... Totaled a team-high 94 tackles (54 solo), four INTs and nine passes defended ... Opened 10 games as a junior ... Led the team with 78 tackles (46 solo), a sack, one INT and five passes defended ... Played in all 11 games (five starts) his sophomore season and finished fourth on the team with 61 tackles (41 solo) ... Tied for the team lead with three INTs ... Appeared in two games as a redshirt freshman, recording a tackle and a forced fumble ... Redshirted as a true freshman ... Majored in Animal Science and was an NCAA postgraduate scholarship winner at South Dakota State.

EXTRA POINTS

Was one of four players from South Dakota State to spend time on an NFL 53-man roster in 2004, joining TE Steve Heiden, (Cleveland), G Adam Timmerman (St. Louis) and K Adam Vinatieri (New England).

Personal:

- Two-way standout at Spencer-Naper High School in Spencer, Nebraska.
- Racked up 2,336 passing yards and 2,254 rushing yards.
- Also had 266 tackles on defense.
- Full name: Scott Paul Connot.
- Married, wife Lisa.
- The Connots reside in Kansas City, Missouri.



CONNOT'S NFL STATISTICS



Year	Team	G-S	INTERCEPTIONS				TACKLES			FUMBLES		PASSES	SP. TM
			No.	Yds.	LG	TD	Solos	Asst.	Total	Rec.	For.	Defensed	Tackles
2004	Kansas City	2-0	0	0	--	0	0	0	0	0	0	0	1
Totals		2-0	0	0	--	0	0	0	0	0	0	0	1

FAST FACT

The Chiefs are 20-0 all-time at Arrowhead when scoring 40 points or more.



FAST FACT

The Chiefs are 24-3 (.889) at Arrowhead when scoring 30 points or more dating back to '95.



34

Ronnie CRUZ

Running Back • 6-0 • 237



Born: June 11, 1981
Lakeport, California

Northern State
Free Agent (2005)
NFL: 1 (1st with Chiefs)
GP/GS: (0/0) **Playoffs:** (0/0)

Pro Career: Versatile running back who rejoined the Chiefs on January 31st ... Initially signed with the club as a rookie free agent a year ago ... Was released prior to the start of the regular season, but returned to spend the final nine weeks of the 2004 season on the Chiefs practice squad ... A solid runner and special teams performer who is expected to battle for a roster spot ... A capable pass catcher out of the backfield who will likely see time in camp at both running back and fullback.

Transactions: Signed a two-year contract with Kansas City (1/31/05) ... Added to Kansas City's practice squad (11/3/04) ... Released by Kansas City (9/3/04) ... Signed a two-year contract as a rookie free agent with Kansas City (5/3/04).

College: Spent two productive years at NCAA Division II Northern State in Aberdeen, South Dakota ... Played in 22 games, rushing 440 times for 2,368 yards with 25 TDs and catching 39 passes for 375 yards with two scores ... Named to both the first-team all-region and Northern Sun Intercollegiate Conference teams after playing in 11 games as a senior ... Piled up 1,476 yards on 240 rushes (6.2 avg.) with 18 TDs and caught 33 passes for 316 yards (9.6 avg) with a score ... Ranked eighth in Division II in scoring and 10th in rushing ... Appeared in 11 games as a junior ... Led the school with 200

carries for 892 rushing yards (4.5 avg.) and added six catches for 59 yards (9.8 avg.) ... Began his college career at Mendocino Community College in Ukiah, California ... All-conference and all-region honoree after ranking second in the Community College

EXTRA POINTS

Cruz is attempting to become the first player from Northern State to see action in a regular season game for the Chiefs.

League of California with 1,779 yards rushing on 264 attempts (6.7 avg.) with 14 TDs ... Saw action in 14 games as a freshman, totaling 152 carries for 863 yards (5.7 avg.) with 10 scores ... Majored in Sociology at Northern State.

Personal:

- Named football MVP and student-athlete of the year at Clear Lake High School in Lakeport, California.
- Was second among California preps in rushing yards.
- Full name: Ronnie Valentin Cruz.
- Single, with two daughters Haley (7) and Mareya (1).
- Resides in Kelseyville, California.

SECONDARY LOGO HISTORY



Although never part of the club's uniform, the franchise boasted a pair of strikingly similar secondary logos during its early days. According to Lamar Hunt, both logos were the creation of Bob Taylor, a cartoonist for the now-defunct Dallas Times-Herald. While there were several color schemes for both logos, the Texans logo featured a football-toting gunslinger set over the state of Texas. This logo adorned the Texans stationery and the billboard outside the club's offices in



Dallas. When the club moved to Kansas City in '63, Taylor was commissioned to update the logo. The result was a Native American figure running with the same stride and holding the pigskin in the same manner as the gunslinger with the states of Missouri, Kansas, Nebraska, Oklahoma, Iowa and Arkansas serving as his backdrop. This logo was utilized prominently during the '60s and was affixed to the club's Swope Park headquarters on 63rd Street before the club moved to Arrowhead in '72.

75

Lional DALTON

Defensive Tackle • 6-1 • 315



Born: February 21, 1975
Detroit, Michigan

Eastern Michigan
Free Agent (2004)
NFL: 8 (2nd with Chiefs)
GP/GS: (94/41) Playoffs: (6/0)

Pro Career: Mammoth defensive tackle who bolstered the Chiefs defensive line and rejuvenated his career after joining Kansas City as a free agent on March 30, 2004 ... Shows no signs of relinquishing his starting right defensive tackle position in 2005 ... Expected to simply rotate along the front four last season in 2004, instead stepped into the starting lineup in just the second game of the season and refused to surrender the job ... Got his number called when DE Vonnie Holliday suffered an injury on Opening Day at Denver (9/12/04). When starting DT John Browning moved to RE, took over the right defensive tackle post and never looked back ... Posted some of the best numbers of his career while appearing in all 16 games (13 starts) ... Recorded 36 tackles (26 solo) with six coming for a loss, a career-best 4.0 sacks (-31.0 yards) and finished third on the club with 26 QB pressures ... Owns a low center of gravity, which allows him to gain leverage on the bigger offensive linemen that he often faces ... Considers himself a disrupter and possesses surprising quickness when rushing the passer ... Space-filler with tremendous strength who has displayed a penchant for clogging up the running lanes and freeing up his teammates to record tackles ... Joined the Chiefs as a free agent after previously logging time with Washington (2003), Denver (2002) and Baltimore (1998-01) ... Prior to a one-year stint with the Broncos, enjoyed a four-year stay in Baltimore where he was part of a record-setting Ravens defense and earned a Super Bowl XXXV ring ... Enjoyed a productive campaign in 2002 when he made 13 starts for Denver, registering a career-high 39 tackles ... Owns 94 games (41 starts) of NFL action, producing 190 tackles (128 solo), 7.0 sacks (-52.0 yards), three forced fumbles, a fumble recovery, four passes defended and 26 QB pressures ... Appeared in six playoff games with Baltimore, recording six tackles (five solo).

Transactions: Signed a two-year contract with Kansas City (3/30/04) ... Released by Washington (2/24/04) ... Traded to Washington by Denver (8/26/03) in exchange for a sixth-round draft pick in 2004 (171st overall - used on WR Luke Triandos) ... Signed with Denver as an unrestricted free agent from Baltimore (4/3/02) ... Signed a one-year contract with Baltimore (3/29/01) ... Entered the NFL as a rookie free agent with Baltimore (4/24/98).

Kansas City (2004): Played in 16 games (13 starts), registering 36 tackles (26 solo) with six behind the line of scrimmage, a career-high 4.0 sacks (-31.0 yards), a fumble recovery and one pass defended ... Ranked third on the team with 26 QB

pressures ... Tied a career high with six tackles (two solo), including two for a loss and a QB pressure in a starting role at right DT vs. Carolina (9/19) ... Posted four tackles and a sack of Kyle Boller at Baltimore (10/4) ... Totaled a sack of Byron Leftwich and one QB pressure at Jacksonville (10/17) ... Talled three tackles and a QB pressure vs. Atlanta (10/24) ... Compiled two solo tackles, two QB pressures and recovered a RB Corey Dillon fumble for his first career fumble recovery vs. New England (11/22) ... Produced three tackles, including one behind the line and one QB pressure vs. San Diego (11/28) ... Talled three tackles with one behind the line, a sack of Billy Volek and a career-high five QB pressures at Tennessee (12/13) ... Recorded a sack of Jake Plummer and three QB pressures vs. Denver (12/19).

EXTRA POINTS

Given the option to play a musical instrument as a sixth-grader, Dalton opted for the cello since it was the biggest instrument available and not as "wimpy" as the violin. He played the cello until the eighth grade when his focus shifted to football.

Washington (2003): Played in 12 games (nine starts), producing 17 tackles (15 solo) and a sack (-6.0 yards) ... Played in a reserve role vs. the N.Y. Jets (9/4) and at Atlanta (9/14) ... Was inactive vs. the N.Y. Giants (9/21), vs. New England (9/28), at Philadelphia (10/3) and vs. Tampa Bay (10/12) ... Recorded two tackles at Buffalo (10/19) ... Started the final nine games of the season ... Produced his first sack with Washington against Matt Hasselbeck vs. Seattle (11/9) ... Registered three tackles at Carolina (11/16) ... Amassed two tackles at Miami (11/23) ... Totaled four tackles vs. New Orleans (11/30) ... Recorded two tackles vs. Dallas (12/14).

Denver (2002): Appeared in 16 games (13 starts), recording 39 tackles (33 solo), a sack (-13.0 yards), one pass defended and a forced fumble ... Amassed four tackles at San Francisco (9/15) ... Collected four tackles vs. Miami (10/13) and at Kansas City (10/20) ... Posted five tackles in a reserve role vs. Indianapolis (11/24) ... Totaled three tackles at the N.Y. Jets (12/8) ... Saw reserve action vs. Kansas City (12/15) and at Oakland (12/22) ... Had a season-high six tackles vs. Arizona (12/29) in addition to recording a sack and strip of Josh McCown.

Baltimore (1998-01): Played in 50 contests (six starts) for the Ravens, recording 98 tackles (54 solo), a sack (-2.0 yards), two passes defended and two forced fumbles ... Also saw action in six playoff games, producing six tackles (five solo).

2001: Saw action in 16 games (three starts), registering 29 tackles (15 solo) ... Recorded four tackles vs. Chicago (9/9) ... Had four tackles vs. Cleveland (11/18) ... Produced four tackles in his first start of the season vs. Indianapolis (12/2) ... Played in two playoff games ... Saw reserve duty in an AFC Wild Card contest at Miami (1/13/02) ... Had one tackle in an AFC Divisional Playoff Game at Pittsburgh (1/20/02).

2000: Played in 16 games (one start), recording a career-high 33 tackles (21 solo) with two passes defended ... Part of a defense that set a 16-game NFL single-season record by allowing just 165 points and 970 rushing yards ... Produced six tackles at Washington (10/15) ... Started in place of an injured DT Tony Siragusa and collected a season-high six tackles vs. Pittsburgh (10/29) ... Saw action in four postseason contests, amassing two tackles ... Had one tackle in an AFC Divisional Playoff win at Tennessee (1/7/01) ... Recorded a tackle in Super Bowl XXXV vs. the N.Y. Giants (1/28/01).

1999: Appeared in 16 games (two starts), producing 32 tackles (16 solo), a sack (-2.0 yards) and a forced fumble ... Started his first career NFL game vs. Cleveland (9/26) ... Registered four tackles with one behind the line at Atlanta (10/3) ... Recorded his first career sack against Jeff Blake vs. Cincinnati (12/26).

1998: Saw duty in two games, producing four tackles (two solo) and a forced fumble ... Was the only rookie free agent to make the Opening Day 53-man roster for the Ravens ... Was inactive for the first 14 weeks of the season ... Played in his first NFL contest at Chicago (12/20) ... Had two tackles and forced a RB Barry Sanders fumble vs. Detroit (12/27).

College: A three-year letterman and two-year starter at Eastern Michigan, recording 116 tackles (58 solo), 4.0 sacks and two fumble recoveries in his Eagles career ... Produced 46 tackles (23 solo) and two fumble recoveries as a senior ... Earned All-Mid-America Conference honors and was selected as the club's Co-Most Valuable Defensive Player ... Participated in the Hula Bowl All-Star game ... Registered a career-high 62 tackles as a junior ... Was a member of the track and field team and set a school record with a throw of 56'2" in the shot put ... Majored in Communications at Eastern Michigan.

Personal:

- A first-team all-state selection at Cooley High School in Detroit, Michigan.
- Earned first-team Class AA All-Michigan and All-Public School League honors from the *Detroit Free Press*.
- Was also an all-state performer in track and field.
- A member of the Phi Beta Sigma fraternity.
- Served as an intern for the Legacy Financial Group in Kansas City during the 2005 off-season.
- Was introduced to scuba diving by his wife Kim, who has been diving for 15 years. According to Dalton diving helped him lower his high blood pressure and he likes the relaxed, weightless feeling of the water.
- Owns a contagious sense of humor that was evident when he wore a Bob Marley-esque dreadlocked wig and cut-off tuxedo jacket to his own wedding.
- The Daltons serve as mentors at Genesis School, an alternative school in Kansas City.
- Nickname is Jelly.
- Full name: Lionel Deshaun Dalton.
- Married, wife Kim with a son Arnaud (6) and a daughter Laila (3).
- The Daltons split their residence between Olathe, Kansas and Boca Raton, Florida.



DALTON'S NFL STATISTICS



Year	Team	G-S	TACKLES			FUMBLES		SACKS	INTS	PASSES	QB
			Solos	Asst.	Total	Rec.	For.	No./Yds.	No./Yds.	Defended	Pressures
1998	Baltimore	2-0	2	2	4	0	1	0.0/0.0	0/0	0	--
1999	Baltimore	16-2	16	16	32	0	1	1.0/2.0	0/0	0	--
2000	Baltimore	16-1	21	12	33	0	0	0.0/0.0	0/0	2	--
2001	Baltimore	16-3	15	14	29	0	0	0.0/0.0	0/0	0	--
2002	Denver	16-13	33	6	39	0	1	1.0/13.0	0/0	1	--
2003	Washington	12-9	15	2	17	0	0	1.0/6.0	0/0	0	--
2004	Kansas City	16-13	26	10	36	1	0	4.0/31.0	0/0	1	26
Totals		94-41	128	62	190	1	3	7.0/52.0	0/0	4	26

POSTSEASON

Year	Team	G-S	TACKLES			FUMBLES		SACKS	INTS	PASSES	QB
			Solos	Asst.	Total	Rec.	For.	No./Yds.	No./Yds.	Defended	Pressures
2000	Baltimore	4-0	5	0	5	0	0	0.0/0.0	0/0	0	--
2001	Baltimore	2-0	0	1	1	0	0	0.0/0.0	0/0	0	--
Totals		6-0	5	1	6	0	0	0.0/0.0	0/0	0	--

SINGLE-GAME CAREER HIGHS

- Tackles:** 6, four times, last at Carolina (9/19/04) **Fumble Recoveries:** 1 vs. New England (11/22/04)
Sacks: 1.0, seven times, last vs. Denver (12/19/04) **Forced Fumbles:** 1, three times, last vs. Arizona (12/29/02)
Passes Defended: 1, four times, last at Tampa Bay (11/7/04) **QB Pressures:** 5 at Tennessee (12/13/04)

89

Jason
DUNN

Tight End • 6-6 • 274



Born: November 15, 1973
Harrodsburg, Kentucky

Eastern Kentucky
Free Agent (2000)
NFL: 9 (6th with Chiefs)
GP/GS: (113/42) **Playoffs:** (2/1)

Pro Career: Bruising ninth-year pro is simply one of the best blocking tight ends in the business ... Enters his sixth campaign in the Red and Gold in 2004 ... Expected to once again serve as the club's second tight end behind six-time Pro Bowler Tony Gonzalez ... Originally inked with Kansas City as a free agent on July 11, 2000 ... Can be truly dominating at the point of attack, providing an element of power to the Chiefs ground game ... Has been integral in helping spring three-time Pro Bowl RB Priest Holmes for big gains ... Is a key element in the club's short-yardage and goal-line packages and is typically utilized in two-TE formations ... Was an instrumental factor in helping Holmes score an NFL single-season record 27 rushing TDs in 2003 ... Thanks in large part to the efforts of Dunn and Kansas City's offensive line, the Chiefs have registered 62 rushing TDs over the past two seasons, a mark that ties the '61-62 Packers as the best two-year tally in NFL history ... Few other tight ends can match his combination of size and strength ... Gives Kansas City a whopping one-two punch when he and Gonzalez align in two-TE sets, a formation frequently utilized by the Chiefs ... Although not a frequent target in the passing game, is a dependable pass catcher who is truly tough to bring down once he gets the ball in his hands ... Gives the club another reliable target in the Red Zone, owning six TD catches over the past two campaigns ... Has played in every game the last two years, marking the first time in his NFL tenure that he has enjoyed back-to-back seasons free of injury ... Was sidelined for five games in 2002 due to a shoulder ailment ... Saw action in the first 15 contests of 2001 before hyperextending his right elbow in the next-to-last game of the year ... Sat out the first two games of 2000 with a preseason clavicle injury after successfully rebounding from a left knee injury which sidelined him for the final six games of the '98 season and cost him the entire '99 campaign ... Was also slowed by a knee injury in mini-camp in '97 after playing in every game as a rookie ... Has appeared in 113 regular season games (42 starts) with the Eagles and Chiefs ... Owns 70 career receptions for 808 yards (11.5 avg.) with 11 TDs ... Has played in two postseason contests, starting one playoff game with Philadelphia in '96.

Transactions: Signed a six-year contract with Kansas City (3/18/04) ... Signed a three-year deal with Kansas City (3/26/01) ... Signed a one-year

contract with Kansas City (7/11/00) ... Was released by Philadelphia (6/17/99) ... Signed with Philadelphia (7/17/96) ... Originally entered the NFL as a second-round selection (54th overall) of Philadelphia in the '96 NFL Draft.

Kansas City (2000-04): Has seen duty in 72 games with 16 starts for the Chiefs, producing 30 catches for 251 yards (8.4 avg.) with seven TDs ... Also owns two kickoff returns for 34 yards ... Has also played in one playoff game.

EXTRA POINTS

Dunn is the youngest of 11 siblings. His brother James once went to training camp with the Dallas Cowboys and his brother Walter went to camp with the N.J. Generals of the USFL.

2004: Played in 16 games as the club's second tight end ... Had 17 catches for 120 yards (7.1 avg.) with three TDs, the second-highest reception tally of his career ... Produced a five-yard TD vs. Houston (9/26) ... Caught three passes for 23 yards with a three-yard TD at Baltimore (10/4) ... Caught a one-yard TD at Tampa Bay (11/7) ... Had one catch for 11 yards at New Orleans (11/14) ... Caught three passes for 17 yards vs. New England (11/22) ... Recorded two receptions for 16 yards vs. San Diego (11/28) ... Caught two passes for 22 yards at Oakland (12/5) ... Recorded one reception for no yards at Tennessee (12/13) ... Registered one catch for nine yards vs. Denver (12/19) ... Had a 13-yard catch vs. Oakland (12/25) ... Had one reception for three yards at San Diego (12/05).

2003: Saw duty in 16 games (four starts) at TE ... Had five catches for 35 yards (7.0 avg.) with a career-high three TDs ... Started in a two-TE set vs. San Diego (9/7) ... Caught a three-yard TD in a starting role vs. Pittsburgh (9/14) ... Had a 15-yard reception at Baltimore (9/28) ... Saw reserve duty vs. Denver (10/5), at Green Bay (10/12), at Oakland (10/20), vs. Buffalo (10/26) and vs. Cleveland (11/9) ... Caught a three-yard TD pass at Cincinnati (11/16) ... Started at TE and caught two passes for 14 yards with a two-yard TD vs. Oakland (11/23) ... Started at TE when the club opened in a two-TE set at Denver (12/7) ... Saw reserve action in the club's AFC Divisional Playoff Game vs. Indianapolis (1/11/04).

2002: Played in 11 games (four starts) at TE, recording two catches for 16 yards ... Was inactive for five games with a left shoulder injury ... Started at TE at Cleveland (9/8) and vs. Jacksonville (9/15) when the club opened in a two-TE formation. Caught one pass for 11 yards against the Jaguars ... Was inactive at New England (9/22), vs. Miami (9/29), at the N.Y. Jets (10/6), at San Diego (10/13) and vs. Denver (10/20) with a left shoulder injury suffered on September 18th ... Had a five-yard catch vs. Oakland (10/27) ... Saw duty as a second TE at San Francisco (11/10), vs. Buffalo (11/17), at Seattle (11/24) and vs. Arizona (12/1) ... Saw reserve duty vs. St. Louis (12/8) and at Denver (12/15) ... Started in two-TE formations vs. San Diego (12/22) and at Oakland (12/28).

2001: Appeared in 15 games with six starts ... Produced four receptions for 54 yards (13.5 avg.) and one TD ... Also returned two kickoffs for 34 yards ... Served as the club's second TE vs. Oakland (9/9), catching one pass for six yards and returning his first two career kickoffs for 34 yards ... Worked in a reserve role vs. the N.Y. Giants (9/23), at Washington (9/30), at Denver (10/7) and vs. Pittsburgh (10/14) ... Started in a two-TE formation at Arizona (10/21) ... Caught a season-long 28-yard pass vs. Indianapolis (10/25) ... Saw reserve action at San Diego (11/4) and at the N.Y. Jets (11/11) ... Started vs. Seattle (11/25), vs. Philadelphia (11/29) and at Oakland (12/9) when the team opened in a two-TE package ... Was the club's second TE vs. Denver (12/16) ... Caught two passes for 20 yards with a three-yard TD reception vs. San Diego (12/23) ... Started the game as the club's second TE at Jacksonville (12/30), but left the game in the third quarter after hyperextending his right elbow ... Was placed on injured reserve on January 4th.

2000: Played in 14 games at TE (two starts) ... Finished the year with two receptions for 26 yards and one tackle on special teams ... Was inactive vs. Indianapolis (9/3) and at Tennessee (9/10) with a clavicle injury suffered in the preseason ... Saw his first action in a Chiefs uniform at TE vs. San Diego (9/17) ... Caught one pass for six yards vs. Buffalo (11/19) and had a tackle on a blocked FG attempt ... Saw action as the club's second TE at San Diego (11/26) and at New England (12/4) ... Had a 20-yard reception vs. Carolina (12/10) ... Started at TE vs. Denver (12/17) and at Atlanta (12/24) when the team opened in a two-TE set.

Philadelphia (1996-98): Was cut by the Eagles on June 17th of '99 after failing a team physical ... Appeared in 41 games (25 starts) during his tenure with the Eagles ... Caught 40 passes for 557 yards (13.9 avg.) with four TD receptions.

1998: Started 10 games before suffering a season-ending knee injury ... Registered 18 receptions for 132 yards (7.3 avg.) ... Hauled in a career-high four passes at Washington (10/11) ... Tore the posterior cruciate ligament in his left knee at Green Bay (11/29) and was subsequently placed on injured reserve on December 1st.

1997: Played in 15 games (four starts) despite being slowed by a knee injury suffered during mini-camp ... Had seven catches for 93 yards (13.3 avg.) and four TDs ... Started four of the first six contests before seeing his role reduced when the offense went to a three-WR set ... Ran over three would-be tacklers for a 31-yard TD vs. Pittsburgh (11/23) ... Added another 31-yard TD at Washington (12/21).

1996: Played in all 16 games with 12 starts ... Recorded 15 receptions for 332 yards (22.1 avg.) with two TDs ... Capped the season by earning NFL All-Rookie Team honors from *Pro Football Weekly*, *Football News* and *Pro Football Newsweekly* ... Snared a 54-yard pass at Washington (9/1) ... Hauled in a career-long 58-yard pass vs. Atlanta (9/22) ... Registered his first pro TD on a nine-yard pass from QB Ty Detmer vs. Carolina (10/27) ... Had a 21-yard catch vs. Washington (11/17) and a 32-yard reception at Arizona (11/24) ... Hauled in a 14-yard TD vs. the N.Y. Giants (12/1).

College: Played at Eastern Kentucky where he worked at TE and was also utilized as a part-time pass rusher as a defensive lineman ... Despite playing in a run-oriented offense, completed his career with 41 receptions for 615 yards and three TDs, plus 19 rushes for 199 yards (10.5 avg.), including TD runs of 68 and 55 yards ... During his senior campaign, had 20 receptions for 221 yards (11.0 avg.) and two TDs ... Registered 4.0 sacks and five tackles on defense, while forcing one fumble and recovering two others ... Helped EKU reach the Division I-AA playoffs four consecutive seasons ... Majored in Psychology at Eastern Kentucky.

Personal:

- Was a four-sport star at Harrodsburg High School in Harrodsburg, Kentucky, earning all-state honors in football, playing multiple positions, including LB, QB, T, FB and WR.
- Also lettered in basketball, baseball, and track.
- Formed the "Dunn 4 Kids Foundation" with his siblings in 2000, which benefits charitable organizations in Kansas City and Lexington, Kentucky, including the Salvation Army.
- Full name: Jason Adam Dunn.
- Single, resides in Kansas City, Missouri.

CHIEFS VS. THE AFC WEST 1990-04		
Team	Record	Pct.
vs. Oakland	22-8	.733
vs. San Diego	20-10	.667
vs. Denver	15-15	.500

CHIEFS VS. THE AFC WEST 1995-04		
Team	Record	Pct.
vs. San Diego	12-8	.600
vs. Oakland	12-8	.600
vs. Denver	11-9	.550



DUNN'S NFL STATISTICS



RECEIVING

Year	Team	G-S	No.	Yds.	Avg.	LG	TD
1996	Philadelphia	16-12	15	332	22.1	58	2
1997	Philadelphia	15-4	7	93	13.3	31	2
1998	Philadelphia	10-10	18	132	7.3	21	0
2000	Kansas City	14-2	2	26	13.0	20	0
2001	Kansas City	15-6	4	54	13.5	28	1
2002	Kansas City	11-4	2	16	8.0	11	0
2003	Kansas City	16-4	5	35	7.0	15	3
2004	Kansas City	16-0	17	120	7.1	17	3
Totals		113-42	70	808	11.5	58	11

Additional Stats: Had one carry for a five-yard loss vs. Washington (11/15/98). Recorded a tackle on a blocked FG attempt vs. Buffalo (11/19/00). Returned two kickoffs for 34 yards (17.0 avg.) with a long of 18 yards vs. Oakland (9/9/01).

POSTSEASON

Year	Team	G-S	No.	Yds.	Avg.	LG	TD
1996	Philadelphia	1-1	0	0	0.0	--	0
2003	Kansas City	1-0	0	0	0.0	--	0
Totals		2-1	0	0	0.0	--	0

SINGLE-GAME CAREER HIGHS

Receptions: 4 at Washington (10/11/98)

Receiving Yards: 58 at Atlanta (9/22/96)

Long Reception: 58 at Atlanta (9/22/96)

Touchdowns: 1, 11 times, last vs. Tampa Bay (11/7/04)

97

Keyaron

FOX

Linebacker • 6-3 • 235

Georgia Tech

Draft (No. 3 - 2004)

NFL: 2 (2nd with Chiefs)

GP/GS: (12/0) Playoffs (0/0)



Born: January 24, 1982
Atlanta, Georgia

Pro Career: Athletic young linebacker came to Kansas City as a third-round selection (93rd overall) in the 2004 NFL Draft ... Can cover ground from sideline to sideline and also owns solid coverage skills ... Has the ability to play all three linebacker positions, but is expected to challenge for playing time at the LOLB post for the Chiefs after working primarily on special teams as a rookie ... Suffered a left quad injury in training camp a year ago that cost him valuable practice time ... Benefited greatly from spending an entire season in the Chiefs defensive system and appears poised to make a bigger contribution in 2005 ... Has played in 12 games on special teams and one contest on defense ... Owns nine special teams tackles.

Transactions: Signed a four-year contract with Kansas City (7/1/04) ... Entered the NFL as Kansas City's third-round selection (93rd overall) in the 2004 NFL Draft.

2004: Played in 12 games on special teams and one contest on defense ... Was inactive for four games ... Had nine special teams tackles ... Was

inactive with a left quad injury at Denver (9/12), vs. Carolina (9/19) and vs. Houston (9/26) ... Was inactive at Baltimore (10/4) ... Had a special teams stop in his first NFL game at Jacksonville (10/17) ... Registered two special teams tackles vs. Atlanta (10/24) ... Recorded one special teams tackle vs.

EXTRA POINTS

After accumulating a number of parking tickets at Georgia Tech, Fox purchased a yellow motor scooter for his means of transportation in college. The scooter's yellow color scheme wasn't chosen to match the Yellow Jackets motif, but rather to be so bright that no one would hit him.

Indianapolis (10/31) ... Played on special teams at Tampa Bay (11/7), at New Orleans (11/14), vs. New England (11/22), vs. San Diego (11/28) and at Oakland (12/5) ... Produced three special teams

tackles at Tennessee (12/13) ... Saw his first NFL action on defense and recorded one special teams tackle vs. Denver (12/19) ... Had one special teams tackle vs. Oakland (12/25) ... Played on special teams at San Diego (1/2/05).

College: Saw duty in 45 games (35 starts) during his tenure at Georgia Tech ... Finished his career with 376 tackles (210 solo), 9.0 sacks (-70.0 yards), 40.0 tackles for loss (-137.0 yards), one INT (35 yards), two fumble recoveries and six forced fumbles ... Also added 14 passes defended and seven QB pressures ... Started all 13 games as a senior, working primarily at strongside linebacker ... Also saw action at middle linebacker ... Was a second-team All-America selection of *Sports Illustrated* ... Earned first-team All-Atlantic Coast Conference honors and finished second in the voting for ACC Defensive Player of the Year ... Recorded a career-high 155 tackles (79 solos), including 4.0 sacks (-32.0 yards), 18.0 tackles for loss, four forced fumbles and three passes defended ... Played in 12 games (11 starts) his junior campaign and had 92 tackles (49 solos) ... Also had 3.0 sacks (-18.0 yards), 13.0 tackles for loss, an interception, a fumble recovery, a forced fumble, as well as six passes defended and three

QB pressures ... Played in 12 games with 11 starts as a sophomore, ranking second on the team with 95 tackles (60 solos), including 2.0 sacks (-20.0 yards), 8.0 tackles for loss, a forced fumble and three QB pressures ... Played in eight games as a freshman, recording 34 tackles (22 solos) with a fumble recovery, a pass defended and a QB pressure ... Majored in Management at Georgia Tech.

Personal:

- Attended Westlake High School in Atlanta, Georgia.
- Named to the *Atlanta Journal-Constitution's* list of the Top 75 college prospects in Georgia.
- Credited with 139 tackles, six INTs, 7.0 sacks, five fumble recoveries and five forced fumbles as a senior.
- Also caught nine passes for 400 yards.
- Was MVP of the Georgia-Florida All-Star Game with 10 tackles, 2.0 tackles for loss and a forced fumble that was returned for a touchdown.
- Collected 83 tackles, 20.0 sacks, eight INTs and three fumble recoveries as a junior.
- Full name: Keyaron James Fox. (first name pronounced key-AARON).
- Single, resides in Independence, Missouri.



FOX'S NFL STATISTICS



Year	Team	G-S	TACKLES			SACKS No./Yds.	FUMBLES For.	INTS No./Yds.	PASSES Defended	SP. TEAMS Tackles	
			Solos	Asst.	Total						
2004	Kansas City	12-0	0	0	0	0.0/0.0	0	0	0/0	0	9
Totals		12-0	0	0	0	0.0/0.0	0	0	0/0	0	9



Scott

FUJITA

Linebacker • 6-5 • 250



Born: April 28, 1979
Ventura, California

California
Draft (No. 5 - 2002)
NFL 4 (4th with Chiefs)
GP/GS: (48/41) Playoffs: (1/1)

Pro Career: Athletic and cerebral linebacker has grown into a very productive player after joining the club as a fifth-round draft choice in 2002 ... Entered the NFL with little fanfare, but ended up starting nine of the club's final 11 games at the left outside "SAM" linebacker position as a rookie ... Added extra muscle mass for his second pro campaign in 2003 and has served as the starter at the LOLB post in every game the past two seasons ... Enters the 2005 campaign as a candidate to once again fill that starting spot at LOLB ... Appears to be fully recovered from surgery performed on April 8th to remove a bone spur from his right ankle ... Always finds himself around the ball for the Kansas City defense ... Led the Chiefs in tackles for the

second consecutive season last year, registering his second straight campaign with over 100 tackles ... Has displayed a penchant for penetrating offenses and wreaking havoc in opponents' backfields ... Pulled down a team-high seven tackles for a loss, tied for third on the club with 4.5 sacks (-51.5 yards) and tied a career-best with eight QB pressures in 2004 ... Lanky linebacker is capable of delivering bone-jarring hits at the point of attack or in the open field ... Intelligent performer quickly picks up on new concepts and is enthusiastic about learning the idiosyncracies of the pro game ... Concluded 2003 with a team-high 151 tackles, tying as the fifth-highest single-season total in Chiefs history ... Has enjoyed an amazing rise to a starting role in the

NFL ranks after beginning his collegiate career as a walk-on safety at California ... Entered his initial NFL training camp simply looking to earn a spot on the roster ... Originally made an impact with the club as a valuable special teams contributor who has displayed his athletic ability by chasing down some of the league's speediest return men ... Quickly made the transition from a special teams performer working in the club's sub-defenses to a full-time contributor ... Moved into the starting lineup in the sixth game of the season and never relinquished his hold on that spot ... His nine starts were the most by a Chiefs rookie linebacker since Percy Snow opened 14 contests in '90 ... Voted by his teammates as the winner of the team's prestigious Mack Lee Hill Award in 2002, an honor presented annually to the club's top rookie or first-year performer ... Was also selected to *Pro Football Weekly's* All-Rookie Team for his efforts ... Owns 326 tackles (230 solo), 9.5 sacks (-51.5 yards), one INT (eight yards), a forced fumble, 15 passes defended and 18 QB pressures ... Also has 16 tackles and a fumble recovery on special teams ... Has seen duty in one postseason contest, registering five tackles and a pass defended.

Transactions: Signed a one-year contract with Kansas City (4/8/05) ... Signed a three-year contract with Kansas City (6/21/02) ... Entered the NFL as a fifth-round draft choice (143rd overall) of the Chiefs in 2002.

2004: Started 16 games at LOLB for the second consecutive season ... Led the club with 112 tackles (71 solo), his second consecutive 100-tackle campaign ... Added a team-high seven stops for loss and tied DT John Browning for third on the team with 4.5 sacks (-25.5 yards) ... Also had eight QB pressures, three passes defended and one special teams tackle ... Totaled six tackles with three behind the line and one QB pressure at Denver (9/12) ... Posted a team-high nine tackles with two behind the line and a sack of David Carr vs. Houston (9/26) ... Produced three tackles and one pass defended before leaving the game in the second quarter with a right ankle injury at Baltimore (10/4) ... Tallied seven tackles with one behind the line and a pass defended at Jacksonville (10/17) ... Totaled a team-high eight tackles vs. Indianapolis (10/31) ... Amassed five tackles and a sack of Brian Griese at Tampa Bay (11/7) ... Compiled seven tackles, one QB pressure and tied a career high with 2.0 sacks of Aaron Brooks at New Orleans (11/14) ... Totaled a season-high 14 tackles and a half of a sack of Drew Brees vs. San Diego (11/28) ... Tied a season high with 14 tackles and one special teams tackle at

Tennessee (12/13) ... Registered 10 tackles and one QB pressure vs. Oakland (12/25).

2003: Started 16 games at LOLB ... Led the team with 151 tackles (110 solo), including two for loss ... Was fifth on the team with 4.0 sacks (-18.0 yards) ... Also had eight QB pressures, six passes defended, one interception (eight yards), two tackles for loss and one forced fumble ... Totaled seven tackles with two stops for loss vs. San Diego (9/7) ... Produced 15 tackles at Houston (9/21) ... Had a sack of Kyle Boller at Baltimore (9/28) ... Forced a RB Clinton Portis fumble vs. Denver (10/5) ...

EXTRA POINTS

Fujita's adopted father, Rod is of Japanese-American descent and was born in a World War II internment camp, while his paternal grandfather, Nagao, was enlisted in the U.S. Army and fighting for the United States in Italy.

Racked up a career-high 2.0 sacks of Brett Favre at Green Bay (10/12) ... Totaled 14 tackles and a sack of Rich Gannon at Oakland (10/20) ... Tallied a career-high 18 tackles (11 solo) vs. Buffalo (10/26) ... Posted 10 tackles apiece vs. Cleveland (11/9) and at Cincinnati (11/16) ... Recorded 14 tackles vs. Oakland (11/23) ... Tied a career high with two QB pressures at San Diego (11/30) ... Posted 10 tackles and one QB pressure vs. Detroit (12/14) ... Registered his first NFL interception (eight yards) off Kordell Stewart vs. Chicago (12/28) ... Started an AFC Divisional Playoff Game vs. Indianapolis (1/11/04), producing five tackles and a pass defended.

2002: Saw action in 16 games on special teams and took snaps on defense in 14 games (nine starts) ... Produced 63 tackles (49 solo) on defense, six passes defended, two QB pressures and a sack (-8.0 yards) ... Tied for second on the team with 15 special teams stops ... Also had a fumble recovery on special teams ... Won the club's Mack Lee Hill Award, presented annually to the club's top rookie or first-year performer ... Made three tackles in his initial NFL game at Cleveland (9/8) ... Had five tackles at the N.Y. Jets (10/6) ... Made his first career start at San Diego (10/13), recording six tackles, a career-high three special teams stops, a pass defended and a recovery of a WR Tamarick Vanover fumble on punt coverage ... Started vs. Denver (10/20) ... Did not start when the club opened in its nickel package vs. Oakland (10/27) ... Produced seven tackles and a QB pressure in a starting role at San Francisco (11/10) ... Started vs. Buffalo (11/17), producing a season-high nine tackles ... Collected eight tackles and a career-high two passes defended in a start at Seattle (11/24) ... Opened vs. Arizona (12/1) ... Got his first NFL sack against Jamie Martin vs. St. Louis (12/8). Also had two special teams tackles, making a TD-saving tackle of WR Terrence Wilkins on a punt return ... Started at Denver (12/15) and vs. San Diego (12/22) ... Did not start when the club opened in the nickel at Oakland (12/28).



**CHIEFS RECORD BOOK
MOST TACKLES
SEASON**



1.	162	Mike Maslowski	2002
2.	157	Gary Spani	1979
3.	153	Gary Spani	1981
4.	151	Deron Cherry	1981
		Donnie Edwards	1998, 2000
		Scott Fujita	2003

College: Former walk-on safety at California who earned a scholarship after making the transition from safety to linebacker during his redshirt freshman campaign ... Played in 39 games (24 starts) for the Golden Bears, recording 124 tackles (92 solo), 21.0 tackles for loss, 7.0 sacks (-54.0 yards), four passes defended, a fumble recovery and two forced fumbles ... Opened all 11 games at weakside linebacker in 2001, registering 60 tackles (43 solo), 7.0 tackles for loss, 2.5 sacks (-23.0 yards), three passes defended and two forced fumbles ... An honorable mention All-Pac 10 selection who was also a first-team Academic All-Pac 10 choice as a senior ... Started all 11 games as a junior, earning honorable mention All-Pac 10 honors after recording 41 tackles (33 solo), 13.0 tackles for loss, 4.0 sacks (-28.0 yards), a pass defended and a fumble recovery ... Played in 10 games (two starts) to earn honorable mention Academic All-Pac 10 honors as a sophomore... Collected 15 tackles (11 solo), a tackle for loss and a half of a sack (-3.0 yards) ... Saw duty in seven games as a redshirt freshman, playing mainly on special teams after making a position switch from safety to linebacker ... Finished the season with eight tackles ... Graduated with a degree in Political Science and earned his Masters in Education at California.

Personal:

- A standout two-sport athlete at Rio Mesa High School in Rio Mesa, California where he earned first-team All-Channel League and All-Ventura County honors in both football and basketball.
- Played safety and tight end, registering 118 tackles, 4.0 sacks, five INTs, in addition to 15 receptions for 350 yards and six TDs.
- Earned Defensive MVP honors in the '97 Ventura County East-West All-Star Game after grabbing two INTs, returning one for a 50-yard TD.
- Averaged 15 points and 10 rebounds per game in his final basketball season.
- Won the halftime slam dunk contest in the Ventura County All-Star Game his senior year.
- Also lettered in track and field in the long jump, triple jump and high jump.
- Was recruited by several Ivy League schools.
- Serves as a spokesperson for the American Lung Association, Kansas City Cancer Center and the Kansas Service League for Children.
- Is active in numerous Chiefs Community Relations events and is a popular speaker at area schools.
- Full name: Scott Anthony Fujita (pronounced Foo-GEE-ta).
- Married, wife Jaclyn.
- The Fujitas reside in Leawood, Kansas.



FUJITA'S NFL STATISTICS



Year	Team	TACKLES			SACKS No./Yds. Rec.	FUMBLES For. No./Yds.	INTS No./Yds.	PASSES Defended	SP. TEAMS Tackles	
		G-S	Solos	Asst. Total						
2002	Kansas City	16-9	49	14	63	1.0/8.0	0	0/0	6	15
2003	Kansas City	16-16	110	41	151	4.0/18.0	0	1/8	6	0
2004	Kansas City	16-16	71	41	112	4.5/25.5	0	0/0	3	1
Totals		48-41	230	96	326	9.5/51.5	0	1/8	15	16

Additional Stats: Has 18 QB pressures – two in 2002, eight in 2003 and eight in 2004. Recovered a fumble on special teams at San Diego (10/13/02).

POSTSEASON

Year	Team	TACKLES			SACKS No./Yds. Rec.	FUMBLES For. No./Yds.	INTS No./Yds.	PASSES Defended	SP. TEAMS Tackles	
		G-S	Solos	Asst. Total						
2003	Kansas City	1-1	3	2	5	0.0/0.0	0	0/0	1	0
Totals		1-1	3	2	5	0.0/0.0	0	0/0	1	0

SINGLE-GAME CAREER HIGHS

Tackles: 18 vs. Buffalo (10/26/03)

Sacks: 2.0 at Green Bay (10/12/03)

at New Orleans (11/14/04)

Forced Fumble: 1 vs. Denver (10/5/03)

QB Pressures: 3 vs. Denver (12/19/04)

Passes Defended: 2 at Seattle (11/24/02)

vs. Denver (10/5/03)

Interceptions: 1 vs. Chicago (12/28/03)

Sp. Teams Tackles: 3 at San Diego (10/13/02)



AFC WEST DIVISION PLAY 1990-04



Team	Record	Pct.
1. Kansas City	74-40	.649
2. Denver	68-46	.546
3. Oakland	55-59	.482
4. San Diego	40-74	.351



AFC WEST DIVISION PLAY 1995-04



Team	Record	Pct.
1. Denver	48-26	.647
2. Kansas City	46-28	.622
3. Oakland	32-42	.432
4. San Diego	27-47	.365

One-Time Pro Bowler (2004)

83

Kendall
GAMMON

Tight End • 6-4 • 255



Born: October 23, 1968
Wichita, Kansas

Pittsburg State
Unrestricted Free Agent (2000)
NFL: 14 (6th with Chiefs)
GP/GS: (208/0) Playoffs: (8/0)

Pro Career: Long-snapper extraordinaire entering his fifth campaign in Kansas City ... Joined the Chiefs as an unrestricted free agent from New Orleans on February 23, 2000 ... Named to his first Pro Bowl as the AFC's long snapper in 2004 ... Arguably one of the most consistent deep snappers in the business ... Has solidified Kansas City's special teams with his high level of accuracy on both punt and placement snaps ... Also works as the club's fourth tight end in short-yardage and goal-line sets ... Talented local performer from nearby NCAA Division II powerhouse Pittsburg State in Pittsburg, Kansas ... Played guard and tackle in the collegiate ranks and could be called upon in a pinch to work on the offensive front after seeing limited action at right tackle for the Steelers as a rookie in '92 ... Made previous pro stops with Pittsburgh ('92-95) and New Orleans ('96-99) before coming to Kansas City in 2000 ... Has played in every game of his pro tenure dating back to a game at Houston (9/6/92) while with the Steelers, a string of 208 consecutive games over the past 13 seasons ... Those 208 straight games played are the most among active non-kickers in the NFL ... Owns 36 special teams tackles during his pro career, as well as one kickoff return for nine yards ... Has eight games of playoff experience, including an appearance in Super Bowl XXX with Pittsburgh following the '95 campaign.

Transactions: Signed a one-year contract with Kansas City (3/29/05) ... Signed a one-year contract with Kansas City (3/3/04) ... Signed a one-year contract with Kansas City (4/2/03) ... Signed a five-year contract with Kansas City as an unrestricted free agent from New Orleans (2/23/00) ... Signed as a free agent with New Orleans (8/28/96) ... Released by Pittsburgh (8/26/96) ... Signed with Pittsburgh (5/15/95) ... Signed with Pittsburgh (8/31/93) ... Released by Pittsburgh (8/30/93) ... Signed with Pittsburgh (7/14/92) ... Entered the NFL as an 11th-round draft selection (291st overall) of Pittsburgh in '92.

Kansas City (2000-04): Has handled the long-snapping duties on punts and placement kicks in 80 games, producing nine special teams tackles ... Has seen action in one postseason contest.

2004: Handled the club's long-snapping duties in 16 games with one special teams tackle ...

Was selected to his first Pro Bowl as the AFC's long snapper by Pittsburgh coach Bill Cowher who was coaching the AFC squad ... Named to the *USA Today* All-Joe Team for his snapping exploits ... Recorded a special teams tackle at Denver (9/12) ... Played in his 208th straight NFL game at San Diego (1/2/05).

2003: Handled the team's long-snapping chores in all 16 games, plus Kansas City's AFC Divisional Playoff Game vs. Indianapolis (1/11/04).

EXTRA POINTS

Gammon is currently writing a book on his unlikely path to NFL success, tentatively titled "I Wasn't Supposed to Be Here."

2002: Handled the team's long-snapping chores in all 16 games ... Collected three special teams tackles ... Made one special teams stop at New England (9/22) and had two at Denver (12/15).

2001: Handled the team's long-snapping duties in 16 games ... Made two special teams stops ... Recorded a special teams tackle vs. the N.Y. Giants (9/23) and had one vs. Indianapolis (10/25).

2000: Handled the long-snapping duties in all 16 games ... Had three special teams tackles ... Got his special teams stops vs. Indianapolis (9/3), at San Diego (11/26) and at New England (12/4).

New Orleans (1996-99): Spent four seasons with the Saints, handling the long-snapping duties in 64 consecutive games for the club ... Recorded 13 special teams tackles (10 solo) ... Originally signed with the club as a free agent on August 28th of '96.

1999: Played in all 16 games, snapping for all the team's punts and placements ... Made one tackle on a fumble return at Chicago (10/3) ... Returned a kickoff for nine yards at Jacksonville (11/21) ... Lone special teams tackle came vs. St. Louis (12/12).

1998: Snapped for punts and placements in all 16 games, posting three special teams tackles ... Got special teams tackles at St. Louis (9/6), vs. New England (10/4) and at Miami (11/29).

1997: Handled the Saints snapping duties in all 16 games, producing a career-high seven tackles (six solo) on special teams ... Recorded a career-

high three special teams stops at Chicago (10/5) ... Made two special teams tackles vs. Arizona (12/14).

1996: Worked in all 16 games, making three special teams stops ... Recorded two tackles at San Francisco (9/1) and one tackle at Carolina (10/20).

Pittsburgh (1992-95): Handled the club's snapping duties on all punts and placements in 64 games, making 14 special teams stops ... Also handled long-snapping duties for the Steelers in Super Bowl XXX vs. Dallas (1/28/96).

1995: Saw reserve duty in all 16 games and in three playoff games as a deep snapper ... Made three special teams stops, including one each at Houston (9/10), at Miami (9/18) and vs. Houston (12/3) ... Talled 139 snaps on the season.

1994: Played in 16 games and two playoff contests as a deep snapper, tallying five special teams tackles ... Posted two tackles vs. Buffalo (11/14) and vs. Cleveland (12/18).

1993: Played in all 16 games and in one postseason contest as a long-snapper, making four tackles on special teams ... Made two tackles at Houston (11/28) ... Produced one tackle apiece at Atlanta (9/27) and at Miami (12/13).

1992: Handled the long-snapping duties in all 16 games and in one playoff game ... Finished the year with a pair of special teams stops ... Saw brief action at right tackle vs. the N.Y. Jets (9/13) after injuries to three offensive linemen ... Made one special teams tackle apiece vs. Cincinnati (10/19) and vs. Detroit (11/15) ... Saw his first NFL postseason action vs. Buffalo (1/9/93).

College: Started 41 consecutive games, the last two seasons at guard after playing tackle as a sophomore ... Offensive captain final two years and three-time All-Mid-America Intercollegiate Athletic Association selection ... As a senior, anchored the offensive line for the '91 NCAA Division II national champions ... Moved from TE to offensive tackle in his freshman campaign ... Earned a degree in Physical Education from Pittsburg State, the alma mater of Chiefs administrative trainer, Dave Kendall.

Personal:

- Attended Rose Hill High School in Rose Hill, Kansas where he earned all-state honors three times in football and basketball.

- A four-time all-conference selection for football, three times for basketball and once for baseball.
- Member of the National Honor Society.
- Spokesperson for Kansas City Free Health Clinic, promoting wellness and providing quality health services.
- Is an avid juggler.
- Produced his own instructional video on long snapping entitled "SnapRight."
- Gammon is part owner of Paradise Nursery, a 42-acre garden center in Kansas City, Missouri.
- Enrolled in an executive education program at the Harvard Business School in April of 2005, a workshop targeted towards NFL players interested in owning, operating or building their own businesses.
- Has provided color commentary for Metro Sports coverage of local high school football games and has his own radio show during the season.
- Full name: Kendall Robert Gammon.
- Married, wife Leslie with sons Blaise (8) and Drake (5).
- The Gammons reside in Overland Park, Kansas.

Additional Stats: Has 36 special teams tackles - two in '92, four in '93, five in '94, three in '95, two in '96, seven in '97, three in '98, one in '99, three in 2000, two in 2001, three in 2002 and one in 2004. Returned one kickoff for nine yards at Jacksonville (11/21/99).

Streaks and Milestones: Has played in 208 consecutive regular season contests dating to his rookie season with the Steelers at Houston (9/6/92). That streak is the longest among active non-kickers.

Games Played/Games Started:

1992 PIT (16/0), 1993 PIT (16/0), 1994 PIT (16/0), 1995 PIT (16/0), 1996 NO (16/0), 1997 NO (16/0), 1998 NO (16/0), 1999 NO (16/0), 2000 KC (16/0), 2001 KC (16/0), 2002 KC (16/0), 2003 KC (16/0), 2004 KC (16/0) — 208/0. **Playoffs:** 1992 PIT (1/0), 1993 PIT (1/0), 1994 PIT (2/0), 1995 PIT (3/0), 2003 KC (1/0) — 8/0.



ACTIVE NFL PLAYERS DRAFTED 11TH ROUND OR LATER



Player	Current Team	Drafted By	Round	Year
QB Doug Flutie	New England	L.A. Rams	11	1985
K Matt Stover	Baltimore	N.Y. Giants	12	1990
WR Keenan McCardell	San Diego	Washington	12	1991
TE Kendall Gammon	Kansas City	Pittsburgh	11	1992

FAST FACT

The Chiefs are 70-6 (.921) at Arrowhead when the club scores 21 points or more dating back to '88.



FAST FACT

The Chiefs led the NFL in total offense in 2004 for the first time, averaging 418.4 yards per game.



Six-Time Pro Bowler ('99-04)**88****Tony
GONZALEZ**

Tight End • 6-5 • 251

California

Draft (No. 1 - 1997)

NFL: 9 (9th with Chiefs)

GP/GS: (127/111) Playoffs: (2/1)



Born: February 27, 1976
Torrance, California

Pro Career: Six-time Pro Bowl tight end enters his ninth season in Kansas City and is coming off the most prolific receiving campaign of any tight end in NFL history ... Is unquestionably the league's finest player at his position and is deservedly mentioned as one of the elite tight ends to ever play the game ... Without question, is the standard-bearer by which other NFL tight ends are judged, owning more receptions (570), receiving yards (6,905) and TD catches (54) than any other active tight end ... Underwent a minor procedure to remove a loose fragment caused by a stress fracture in his left foot on March 3rd ... That injury is now fully healed and although it caused some discomfort a year ago, it clearly had no adverse effects on his production as he became the first player in Kansas City history to break the 100-catch barrier ... His 102 receptions last season led the league and were the highest seasonal total ever amassed by an NFL tight end ... Became just the second player in Chiefs history to lead the NFL in receptions, joining RB MacArthur Lane who did it with 66 catches in '76 ... One of just three tight ends to pace the league in catches since the AFL-NFL merger in '70 along with Kellen Winslow and Todd Christensen ... Has helped redefine the position during his professional tenure and is rapidly approaching the top career receiving totals ever established by a tight end ... Is already the all-time leading pass catcher in Chiefs history with 570 receptions, the third-highest total by a TE in league annals behind Shannon Sharpe (815) and Ozzie Newsome (662) ... Joins Sharpe (Denver) and Newsome (Cleveland) as just the third tight end in NFL annals to hold the title of his franchise's all-time leading receiver ... Owns 6,905 career receiving yards and needs just 402 more to surpass WR Otis Taylor (7,306) for the most in franchise history ... That receiving yardage tally ranks fourth in NFL history among tight ends, trailing only Sharpe (10,060), Newsome (7,980) and Jackie Smith

(7,918) ... Ranks third in Chiefs annals with 54 career TD receptions, trailing only Taylor (57) and E Chris Burford (55) ... Needs just nine more TDs to take over the all-time NFL lead for scoring receptions by a tight end. Is tied with Wesley Walls for third in that category, ranking just behind Sharpe (62) and Jerry Smith (60) ... Rewrote both the NFL and Chiefs

EXTRA POINTS

Gonzalez has 6,905 receiving yards with Kansas City and needs just 402 more to surpass WR Otis Taylor (7,306) for the most in franchise history.

record books with his prolific 2004 campaign ... His 102 catches broke his own single-season franchise record of 93 receptions in 2000 and were the highest total ever assembled by an NFL tight, breaking Ben Coates' previous mark of 96 receptions in '94 with New England ... Produced six 100-yard games last season, a feat he also accomplished in 2000, tying as the best seasonal mark by a TE in NFL history and tying three other players for the best single-season total in team history ... Currently ranks third in KC annals with 15 career 100-yard receiving games, a figure topped by only Taylor (19) and WR Carlos Carson (18) ... Ranks fourth among NFL tight ends in career 100-yard contests, trailing only Winslow (24), Smith (22) and Sharpe (19) ... His 1,258 receiving yards in 2004 were the second-highest tally ever assembled by a tight end in NFL ledgers, coming just 32 yards shy of the 1,290 yards accumulated by Winslow in '80 ... His 2004 yardage tally also ranked as the fourth-best seasonal figure in Chiefs history ... Owns five career games with double-digit receptions, the most of any player in franchise annals ... Finished the 2004 campaign with a flurry, racking up 25 receptions in the season's final two contests, the best two-game total in Chiefs history ... Capped off the year with a 14-catch effort at San Diego (1/2/05), the second-best single-game performance by an NFL tight end. Those 14 receptions surpassed the previous Chiefs single-game record of 12 catches set by RB Ed Podolak vs. Denver (10/7/73) ... Has seen action in a total of 127 regular season NFL contests (111 starts) and is one of 30 players in team history to start at least 100 contests ... Extremely durable



**CHIEFS RECORD BOOK
MOST RECEIVING YARDS
CAREER**



1. 7,306 Otis Taylor 1965-75
2. **6,905 Tony Gonzalez** **1997-04**
3. 6,545 Henry Marshall 1976-87
4. 6,360 Carlos Carson 1980-89
5. 6,341 Stephone Paige 1983-91

performer has missed just one regular season game, sitting out the '99 season opener at Chicago (9/12/99) due to a preseason knee injury ... Enters the 2005 campaign with a streak of 95 consecutive starts dating back to the second game of the '99 campaign, the second-longest active string on the roster behind G Will Shields (191) ... Should he open every contest in 2005, it would push his string of consecutive starts to 111 games, a figure that would rank as the sixth-longest streak in franchise annals ... Also enters the 2005 campaign owning a string of 68 consecutive games with a reception ... Should he catch a pass in all 16 games in 2005, would break WR Stephone Paige's current team record of 83 straight games in the final contest of the season ... Owns at least one catch in 112 of his last 113 regular season outings. The last time he was held without a catch was at San Diego (11/26/00) ... Lines up in a variety of different formations for the club, starting on the line of scrimmage, split out and even in the backfield ... Poses match-up problems for defensive backs and linebackers alike with his combination of speed, size and athleticism ... Can stretch a defense vertically with his speed, but also takes great pride in his blocking skills ... Endowed with outstanding leaping ability, which, combined with an amazingly flexible six-foot, four-inch frame, permits him to stretch out to make some sensational snags ... Credits many of his moves on the gridiron to his basketball background, which included a stint on Cal's '97 "Sweet 16" NCAA Tournament team during his collegiate career ... Typically celebrates TD receptions by emphatically slam-dunking the pigskin over the crossbar ... Became the first Pro Bowl tight end in Chiefs history following the '99 season and has earned a spot in that game for six consecutive years ... Was a consensus first-team All-Pro selection five straight years from 1999-03 and earned second-team honors a year ago ... Possesses an unquenchable thirst to be considered the very best at his position, which helps explain his relentless work ethic ... Takes extra repetitions after practice and is almost always the last member of the squad off the field ... Has recorded 570 receptions for 6,905 yards (12.1 avg.) with 54 TDs and a long reception of 73 yards ... Attempted one pass for a 40-yard completion and has rushed two times for 14 yards ... Recovered an onside kick in '98 and blocked a punt in '97 ... Owns two career postseason appearances (one start), getting seven catches for 81 yards with one TD ... His 570 career receptions rank 17th among players who were active in 2004 and are 51st all-time in league annals ... Needs just 30 more catches to become the 35th player in league history with 600 or more receptions ... Has caught his 54 career TDs courtesy of three QBs: Trent Green (30), Elvis Grbac (23) and Rich Gannon (one) ... Owns two separate streaks of four straight games with a TD catch, both of which are just one game shy of the team record of five ... Currently ranks eighth on the franchise's career scoring list with 324 points and needs just 37 more points to join RB Priest Holmes as the only other non-kicker to reside in the club's all-time top five ... Dating back to '90, no Chiefs player owns more

receptions of 20+ yards than Gonzalez (89) ... Has amassed a club-record seven straight seasons with 50+ catches ... Gonzalez's stats from his first eight NFL seasons stack up very favorably against the six tight ends currently enshrined in the Pro Football Hall of Fame (Jackie Smith, Mike Ditka, John Mackey, Ozzie Newsome, Kellen Winslow and Dave Casper) ... Gonzalez already has more receptions, receiving yards and TDs than all of those Hall of Fame enshrinees except Winslow ... Based on career per-game averages, Winslow is the only Hall of Fame tight end with better overall marks than Gonzalez. In 109 career regular season contests, Winslow averaged 5.0 catches, 61.8 yards, 12.5 yards-per-catch and 0.41 TDs per game. In 127 career regular season games, Gonzalez has averaged 4.9 catches, 54.4 yards, 12.1 yards per catch and 0.43 TDs per game ... He bypassed Chiefs Hall of Fame inductee Fred Arbanas (198 receptions for 3,101 yards) as the most prolific tight end in franchise history in 2001 ... His 173 catches in 2003-04 are the highest two-year tally of any player in Chiefs annals ... No player in Kansas City history reached the 300-catch plateau quicker than Gonzalez, who got there in 71 games, breaking the previous standard of 76 set by E Chris Burford ... Registered his 500th career reception in his 118th game, the second-fastest pace by a tight end in NFL history. Only Winslow (101 games) did it faster ... Only four other Chiefs players (Burford, Taylor, Paige and Arbanas) amassed 25 TD receptions quicker than Gonzalez, who did it in his 66th career game ... Racked up 20 TD catches from '99-00, a mark topped in team history only by the total of 21 amassed by Burford ('62-63) and Paige ('85-86) ... Firmly established himself as the league's finest tight end with a spectacular '99 campaign which saw him catch 76 passes for 849 yards in 15 games, totals which ranked the highest by any player at his position in the NFL that year ... Got hot down the stretch of the '98 campaign when he produced 24 of his 59 catches (40.7%) and both of his touchdowns during the season's final five weeks ... Moved into the starting lineup in '98 after an impressive rookie campaign in '97 ... Received the club's prestigious Mack Lee Hill Award bestowed annually to Kansas City's top rookie or first-year player after compiling 33 catches for 368 yards and two TDs during his initial pro season.



**NFL RECORD BOOK
MOST RECEPTIONS
TIGHT END, CAREER**



1. 815 Shannon Sharpe 1990-03
2. 662 Ozzie Newsome 1978-90
3. **570 Tony Gonzalez 1997-04**
4. 541 Kellen Winslow 1979-87
5. 505 Frank Wycheck 1993-03

Transactions: Signed a seven-year contract with Kansas City (9/13/02) ... Signed one-year Exclusive Franchise Tender with Kansas City (8/30/02) ... Designated as the Franchise Player by Kansas City (2/21/02) ... Signed a six-year contract

with Kansas City (7/29/97) ... The Chiefs moved up five spots in the first round of the '97 NFL Draft to select Gonzalez with the 13th overall selection in a draft-day trade with Houston. The Chiefs obtained the Oilers first-round pick (13th overall - used on Gonzalez) and their fourth-round pick (110th overall - used on QB Pat Barnes) in exchange for Kansas City's original first-round selection (18th overall - used on DE Kenny Holmes), a third-round pick (81st overall - used on T Scott Sanderson), a fourth-round pick (116th overall - subsequently traded by Houston to New Orleans) and a sixth-round selection (181st overall - used on LB Dennis Stallings) ... Declared for the draft following his junior season.



NFL RECORD BOOK
MOST RECEIVING YARDS
TIGHT END, CAREER



1.	10,060	Shannon Sharpe	1990-03
2.	7,980	Ozzie Newsome	1978-90
3.	7,918	Jackie Smith	1963-78
4.	6,905	Tony Gonzalez	1997-04
5.	6,741	Kellen Winslow	1979-87

2004: Started 16 games at TE and was selected to his sixth straight Pro Bowl ... Earned second-team All-Pro honors from AP ... Led the team with a single-season franchise record 102 receptions for 1,258 yards (12.3 avg.) with seven receiving TDs ... His 102 catches were the most in a season by a tight end in NFL history ... Led all NFL pass catchers with 102 catches, becoming the first member of the Chiefs to hold that distinction since RB MacArthur Lane did it with 66 catches in '76 ... Was the first TE since Todd Christensen ('86) to lead the NFL in receiving and just the third TE since the AFL-NFL merger to accomplish that feat ... His 1,258 receiving yards led all NFL TEs and were the second-highest single-season total by a tight end in NFL history ... Finished second in the AFC and seventh overall in the NFL with 1,258 yards ... His 1,258 receiving yards were the best single-season total by a TE and the fourth-best overall mark in Chiefs annals ... Had six 100-yard receiving days, tying his own NFL record for TEs and his Chiefs single-season record originally established in 2000 ... Those six 100-yard receiving days also tied for third in the NFL in 2004 ... Was

first among NFL TEs with 19 receptions of 20+ yards ... Produced a team-high eight catches for 106 yards with a 14-yard TD vs. Houston (9/26) ... Recorded six receptions for 81 yards with a 24-yard TD catch at Jacksonville (10/17). It was his 100th career start to become the 30th player in team history to accomplish the feat ... Registered a team-high eight receptions for 125 yards with two TDs vs. Indianapolis (10/31), his eighth career multi-TD game. Caught his 500th career pass on a 15-yard throw from QB Trent Green in the third quarter to become the fifth tight end in NFL history with 500 career receptions. Accomplished the feat in his 118th game, the second-quickest among TEs all-time behind only Kellen Winslow (101). It was his eighth career multi-TD game and the sixth-highest single-game receiving performance of his career ... Caught a team-high nine passes for 123 yards with one TD at Tampa Bay (11/7), his second straight 100-yard receiving game ... Produced a team-high seven catches for 86 yards vs. New England (11/22), bypassing WR Carlos Carson (6,360) for third place in Chiefs history in receiving yards and moving ahead of TE Steve Jordan (6,307) for fifth in NFL history for career receiving yards by a tight end ... Caught eight passes for 105 yards vs. San Diego (11/28). It was his 13th career 100-yard receiving day, moving him into third place in Chiefs history ... Produced seven catches for 76 yards at Tennessee (12/13), moving ahead of Winslow (541) for the third-highest reception total by a TE in NFL history. Also bypassed WR Henry Marshall (6,545) for second on KC's all-time receiving yards chart ... Hauled in 25 passes during the last two games for the most receptions in consecutive games in Chiefs history ... Registered 11 catches for 124 yards with two TDs vs. Oakland (12/25). Became the third player in Chiefs history and the fifth TE in NFL history with multiple 1,000-yard receiving seasons ... Set a Chiefs single-game record for receptions with a career-high 14 catches for 144 yards at San Diego (1/2/05). That reception tally tied as the second-highest mark by a tight end in NFL history, coming one catch shy of the record of 15 established by Winslow at Green Bay (10/7/84). His 11 receptions in the second half were the highest total ever amassed in a single half by a member of the Chiefs. Registered his 94th catch of the season on a seven-yard pass from



GONZALEZ'S RECORD-SETTING SEASON HONORED IN CANTON

TE Tony Gonzalez's game jersey from the Chiefs 2004 regular season finale at San Diego (1/2/05) is currently on display in the Pro Football Today exhibition at the Pro Football Hall of Fame in Canton, Ohio. Gonzalez donated his jersey to the Hall of Fame to commemorate several records he set during the contest. Capping off a remarkable season, Gonzalez established a new single-season record for receptions

by a tight end (102), a mark previously held by Ben Coates (96), with his second grab of the fourth quarter. Pulling down a total of 14 catches in the game, Gonzalez also set the Chiefs franchise mark for receptions in a single game, surpassing RB Ed Podolak who recorded 12 receptions in a game against Denver (10/7/73).

Green in the third quarter, breaking his total of 93 in 2000 for the highest seasonal total in Chiefs history. Recorded his 97th reception of the season on a five-yard pass in the fourth quarter to surpass New England's Ben Coates (96 in '94) for most catches by a TE in a season in NFL history. It marked his 68th consecutive game with a reception, the second-longest streak in Kansas City history.

2003: Started 16 games at TE and was selected to his fifth straight Pro Bowl ... Was a consensus All-Pro selection ... Had 71 catches for a team-high 916 yards (12.9 avg.) with 10 TDs ... His 916 receiving yards led all NFL TEs and ranked eighth overall in the AFC ... Was first among NFL TEs with 71 receptions ... Ranked second among NFL TEs with a 12.9-yard per catch average among TEs with 40 catches ... His 10 TD catches were the most among TEs while he tied for eighth overall in the AFC with 60 points ... Had 14 receptions of 20+ yards to rank first among all NFL TEs ... Hauled in his 10 TDs during the club's last 13 games ... Caught 13 passes for 111 yards (8.5 avg.) with seven TDs in the Red Zone to tie for first in the NFL ... Joined RB Priest Holmes, WR Eddie Kennison and WR Johnnie Morton to form the first foursome in Chiefs history with 50+ receptions and 600+ receiving yards ... His 10 TD catches tied as the fifth-highest single-season total in team history ... Recorded career catch number 400 on a four-yard reception from QB Trent Green in the fourth quarter vs. Pittsburgh (9/14), becoming only the third player in team history to reach that plateau ... Saw duty in his 100th career NFL game vs. Denver (10/5) ... Recorded four receptions for 121 yards with one TD at Green Bay (10/12), his ninth career 100-yard outing. Caught his 411th career pass to move ahead of WR Otis Taylor (410) into second place in Chiefs history on a 26-yard TD reception from Green in the first quarter ... Recorded his 417th career catch to bypass WR Henry Marshall (416) as the Chiefs all-time receiver on a 24-yard pass from Green in the third quarter at Oakland (10/20). Gained his 5,000th receiving yard to become only the sixth player in Chiefs annals and the 23rd tight end in NFL history to reach the 5,000-yard plateau. Also bypassed WR Derrick Alexander (64) for the most 20+ yard catches in team history since the team began tracking that stat in '90 ... Recorded a season-high seven catches for 90 yards with a 14-yard TD reception vs. Cleveland (11/9) ... Caught a team-high seven passes for 86 yards with a 12-yard TD at Cincinnati (11/16) ... Marked his 47th consecutive game with a catch vs. Oakland (11/23), passing RB Ed Podolak for the second-longest streak in team history ... Produced two TDs at San Diego (11/30) ... Registered his seventh career multi-TD game vs. Detroit (12/14) ... Started an AFC Divisional Playoff Game vs. Indianapolis (11/11/04), setting postseason career highs with four catches for 55 yards.

2002: Started all 16 games at TE for the third consecutive season and was selected to his fourth straight Pro Bowl ... Recorded 63 catches for 773 yards (12.3 avg.) with seven TDs ... Joined with RB Priest Holmes and WR Eddie Kennison to form the first trio of players in team history with 50+ catches and 500+ receiving yards in the same season ...

Ranked second among AFC TEs and third among NFL TEs with 773 receiving yards ... Was third among NFL TEs with 63 receptions ... His seven TD catches tied for the most by a tight end in the NFL in 2002 ... Signed on August 30th after missing all of training camp and the entire preseason schedule ... Caught seven passes for 140 yards with a career-high three TDs vs. Miami (9/29) to become the first player in Chiefs annals to collect three TD catches in a game since WR Sylvester Morris did it vs. San Diego (9/17/00). Caught four passes for 74 yards with a 23-yard TD vs. Arizona (12/1) to move by Stephone Paige (377) for fourth in Chiefs history with 378 career catches ... Bypassed E Chris Burford (391) for third place on the Chiefs career receiving chart with a four-yard reception in the third quarter vs. San Diego (12/22).

2001: Started all 16 games, leading the team with 73 receptions for 917 yards (12.6 avg.) and six TDs ... Selected as a starter in his third consecutive Pro Bowl, although he did not play in the game due to a knee injury ... Was a consensus All-Pro and All-AFC pick for the third consecutive year ... Became the first player since FB Kimble Anders ('94-'96) to lead the team in receiving three consecutive seasons ... His 73 catches tied Baltimore's Shannon Sharpe for the NFL lead among TEs, while his 917 receiving yards led all players at his position ... Also completed a pass for 40 yards and added a rush for nine yards ... Grabbed a team-high five passes for 81 yards vs. Oakland (9/9), bypassing Fred Arbanas (3,101) for the most receiving yards by a TE in Chiefs history on a 15-yard reception in the fourth quarter ... Caught a season-best eight passes for 129 yards at Denver (10/7), one of just four 100-yard games by an NFL tight end in 2001. Made a spectacular 35-yard reception while literally sitting on the ground along the sideline after it had bounced off of two Broncos defenders ... Caught a two-point conversion from QB Trent Green vs. Pittsburgh (10/14) ... Completed his first NFL pass for 40 yards to fellow TE Mikhael Ricks to set up a TD at San Diego (11/4). With a 14-yard catch in the third quarter he became the fastest Chief to reach the 300-catch plateau (E Chris Burford - 76 games) and the second-fastest TE in NFL history (Kellen Winslow - 57 games) to reach that milestone in only his 71st game ... Tied a season high with eight receptions for 78 yards at Jacksonville (12/30) and tied a career high with two TDs (one and 12 yards) ... Suffered an injury to the MCL of his left knee on a "Hail Mary" play at the end of the first half at Seattle (1/6/02) and did not return.

2000: Started 16 games, catching 93 passes for 1,203 yards (12.9 avg.) and nine TDs ... Earned a second straight Pro Bowl berth and was a



**NFL RECORD BOOK
MOST TD RECEPTIONS
TIGHT END, CAREER**



- | | | | |
|----|----|----------------------|----------------|
| 1. | 62 | Shannon Sharpe | 1990-03 |
| 2. | 60 | Jerry Smith | 1965-77 |
| 3. | 54 | Wesley Walls | 1989-03 |
| | | Tony Gonzalez | 1997-04 |
| 5. | 52 | Dave Casper | 1974-84 |

consensus All-Pro and All-AFC selection ... Also garnered a spot on the Phil Simms All-Iron Team ... Those 93 catches were the fourth-highest total by a TE in NFL history, while his 1,203 receiving yards were the fifth-highest single-season total in league annals by a player at his position ... Became the first player other than a RB to lead the team in receptions in consecutive seasons since WR Stephone Paige did it in '89-90 ... Led all NFL TEs in receptions, yards and TDs ... Ranked sixth in the AFC and 10th in the NFL in receptions ... Paired with WR Derrick Alexander to form the first duo of Kansas City pass catchers to each amass over 1,000 yards in a season as Alexander established a franchise record with 1,391 aerial yards ... Combined with Alexander to total 171 catches for 2,594 yards, both single-season team records for a receiving tandem, breaking the previous marks held by WR Andre Rison and FB Kimble Anders (131 receptions in '97) and WRs Carlos Carson and Henry Marshall (2,139 yards in '83) ... Had three games with 10 or more catches in 2000, breaking E Chris Burford's previous club standard of two 10-catch contests in '63 ... Was one of just five NFL players and the only TE to top the 10-catch plateau three times in 2000, joining Keenan McCardell (Jacksonville), Muhsin Muhammed (Carolina), Marvin Harrison (Indianapolis) and Joe Horn (New Orleans) ... He and Alexander each had six 100-yard games that season, meaning the only other pair of NFL teammates to each have six individual 100-yard outings were Randy Moss (eight) and Cris Carter (six) of the Vikings. He and Alexander also became the first duo in team history to each have four or more 100-yard outings in a single year ... Had 13 catches of 20+ yards, the most of any NFL TE on the season ... Produced 10 receptions for 127 yards with a 15-yard TD at Denver (9/24). That contest marked his first 10-catch game and his initial 100-yard outing ... Caught seven passes for 100 yards with a 14-yard TD vs. Oakland (10/15) ... Grabbed five passes for 117 yards with a nine-yard TD vs. St. Louis (10/22). It was his fourth straight game with a TD, just one game shy of the team record of five shared by Burford ('62) and Taylor ('66). It was also the first back-to-back 100-yard games by an NFL TE since Shannon Sharpe did it in '96. Eclipsed the club's career mark for receptions by a TE (Fred Arbanas - 198) with a 14-yard pass in the third quarter, as well. Also reached the 200-catch plateau on a 30-yard pass in the third quarter, a milestone which came in his 54th NFL game, making him the second-quickest Chief to reach the milestone (Burford - 52 games) ... Had a 101-yard outing at Seattle (10/29) ... Became the first TE in NFL history to record four consecutive 100-yard receiving games when he caught nine passes for 134 yards at Oakland (11/5) ... Had two TDs vs. Buffalo (11/19) ... Had a streak of 44 consecutive games with a reception dating back to a game vs. Oakland (12/7/97) snapped at San Diego (11/26) ... Set career highs for both receptions and yards with an 11-catch, 147-yard outburst which included a four-yard TD in a MNF contest at New England (12/4). Set an NFL record for TEs and tied a club

mark with his sixth 100-yard game of the season. His 11 catches tied as the third-highest single-game total in Chiefs history ... Surpassed Carson's club record of 80 receptions ('83) with a 14-yard catch vs. Carolina (12/10). Finished the day with 10 catches for 96 yards and a six-yard TD, his third double-digit reception game of the year, becoming the only player in franchise annals to produce double-digit receptions in back-to-back games.



NFL RECORD BOOK
MOST RECEPTIONS
TE, SEASON



1. **102 Tony Gonzalez – Chiefs 2004**
2. 96 Ben Coates – Patriots 1994
3. 95 Todd Christensen – Raiders 1986
4. **93 Tony Gonzalez – Chiefs 2000**
5. 92 Todd Christensen – Raiders 1983

1999: Started 15 games at TE, leading the team with 76 catches for 849 yards and 11 TDs ... Became the first Chiefs tight end to make a Pro Bowl appearance and was also a consensus first-team All-Pro selection ... Was the first Kansas City TE to lead the club in catches since Walter White had 48 in '77 ... Among AFC pass catchers, only WR Marvin Harrison (12) had more TDs than Gonzalez (11), the most ever assembled by a Kansas City tight end. Those 11 TDs tied as the second-highest total in team history, trailing only Burford's 12 scoring catches in '62 ... Had a TD catch in four straight contests in '99, coming one game shy of the team record of five consecutive games with a TD reception shared by E Chris Burford and WR Otis Taylor ... Missed his only NFL contest when he was inactive on Opening Day at Chicago (9/12) due to a knee injury suffered in the preseason at Jacksonville (8/26) ... Eclipsed the career 1,000-yard receiving mark on a 20-yard catch vs. Denver (9/19) ... Got his 100th career reception vs. Detroit (9/26) ... Posted the first two-TD game of his career with 11 and 22-yard scoring grabs at Baltimore (10/21) ... Produced a career-long 73-yard TD catch at Oakland (11/28) ... Recorded two TDs vs. Minnesota (12/12) ... Registered six receptions for a season-high 93 yards and two TDs vs. Pittsburgh (12/18) ... Posted a season-high nine catches for 86 yards at Seattle (12/26).

1998: Started all 16 contests, ranking second on the club with 59 catches for 621 yards (10.5 avg.) and two TDs ... Hauled in three passes for 47 yards, including a 31-yard snag in his first career start vs. Oakland (9/6) ... Had a season-high seven receptions for 67 yards at Jacksonville (9/13) ... Had a season-long 32-yard reception at San Diego (11/22) ... Caught five passes for a team-high 65 yards vs. Dallas (12/13) ... Snared six passes for 68 yards with a TD at the N.Y. Giants (12/20) ... Caught five passes for a season-high 76 yards at Oakland (12/26), including a 20-yard TD.

1997: Played in all 16 games, collecting 33 catches for 368 yards (11.2 avg.) and two TDs, in addition to a blocked punt on special teams ... First pro catch was a 22-yard strike from QB Elvis

Grbac at Denver (8/31) ... Made a diving 21-yard TD grab for his inaugural NFL score at Miami (10/5) ... Caught a key two-point conversion in a 28-20 win at St. Louis (10/26) ... Corralled four passes for 56 yards vs. Pittsburgh (11/3), including a spectacular 30-yard grab over the back of LB Levon Kirkland ... Helped account for back-to-back TDs vs. San Francisco (11/30). Caught two passes for 19 yards including a two-yard TD reception from Rich Gannon and then blocked a P Tommy Thompson kick on the 49ers ensuing possession, returning the ball to the three-yard-line which set up a RB Marcus Allen TD run on the next play in a 44-9 romp over the 49ers ... Caught three passes for 26 yards with a 12-yard TD grab in the third quarter of Kansas City's AFC Divisional Playoff appearance vs. Denver (1/4/98) after being ruled out of bounds on an apparent three-yard TD catch earlier in the quarter.

College: Played in 33 games in three seasons at California, catching 89 passes for 1,302 yards (14.6 avg.) with eight touchdowns ... Also saw action in 82 career contests (16 starts) as a member of the Cal basketball squad, averaging 6.4 points and 4.3 rebounds per game ... Flourished under the offense of then-Cal head coach and current Detroit Lions head coach Steve Mariucci as a junior in '96 ... Played in 12 games, catching 46 receptions for 699 yards (15.9 avg.) and five TDs, earning first-team All-America accolades ... A first-team All-Pac 10 Conference selection ... His 46 catches tied BYU's Itula Mili for the best mark among NCAA tight ends, while his 699 receiving yards were the nation's top mark at that position ... On the basketball court, he helped lead Cal to the "Sweet 16" of the NCAA Tournament ... Played in 28 games (six starts), averaging 6.8 points and 4.5 rebounds per game ... Started all three of the club's tourney games in place of injured Pac 10 Player of the Year, Ed Gray and posted a season-high 23 points in Cal's second-round NCAA tournament win vs. Villanova ... Played in all 11 gridiron games as a sophomore, finishing third on the team with 37 receptions for 541 yards (14.6 avg) and two TDs ... Played in 28 games (seven starts) as a member of the basketball squad, averaging 5.3 points and 4.6 rebounds per game ... Appeared in 10 football games as a freshman, catching eight passes for 62 yards with one TD ... Played in 26 basketball contests (three starts) as a freshman, averaging 7.1 points and 3.9 rebounds per game ... Scored a career-high 29 points vs. Washington State ... Majored in Communications at Cal.



**CHIEFS RECORD BOOK
MOST RECEPTIONS
GAME**



1. 14 Tony Gonzalez at SD (1/2/05)
2. 12 Ed Podolak vs. DEN (10/7/73)
3. 11 Chris Burford at BUF (9/22/63)
Emile Harry at CLE (11/24/91)
Kimble Anders vs. NYG (9/10/95)
Tony Gonzalez at NE (12/4/00)
Dante Hall at DEN (12/7/03)
Tony Gonzalez vs. OAK (12/25/04)

Personal:

- Lettered in both football and basketball at Huntington Beach High School in Huntington Beach, California.
- Caught 62 passes for 945 yards and 13 touchdowns as a senior.
- Was a first-team All-America selection as a tight end and a linebacker.
- Orange County & Sunset League MVP in basketball as he averaged 26.0 points per game, shooting 65 percent from the field (234 of 365) in his final year.
- Was named the Co-Orange County High School Athlete of the Year along with Tiger Woods.
- Spent April of 2005 studying Spanish in Costa Rica after taking Spanish lessons in San Miguel De Allende, Mexico in 2004. The four-week courses entailed six hours of classes each day with a special emphasis on learning the dialect.
- Was invited to the Laureus Sports Awards in Estoril, Portugal in May of 2005.
- Serves as host of Spike TV's "SuperAgents" series, scheduled to air in September of 2005.
- His home in Huntington Beach, California was featured on MTV's "Cribs" in 2005.
- Appeared on the inaugural episode of ABC's "Extreme Makeover: Wedding Edition" in 2005.
- Conducted the first "Tony Gonzalez Football Camp" in Kansas City in June of 2005.
- Plays a pilot in a yet-to-be-released film "Shock Wave."
- Appeared on an episode of ABC's "Married With the Kellys" in 2004.
- Was named the "2004 NFL Good Guy" by *The Sporting News* for his charitable efforts.
- Authored a book for adolescents in 2005 entitled "Catch & Connect," giving practical advice on growing up based on Tony's experiences.
- Is partners with former Chiefs QB Warren Moon in "Sutra," a restaurant in Newport Beach, California.
- Promoted American football on behalf of the NFL in Rio de Janeiro, Brazil in April of 2003 and was on hand for a game featuring teams from the Brazilian Carioca League which was aired on ESPN.
- Formed the "Tony Gonzalez Foundation" in '98 which supports the Shadow Buddies program, as well as the Boys and Girls Clubs. Shadow Buddies are smiling dolls given to ill individuals - particularly children and the elderly - in order to help speed their recovery. Gonzalez is the only NFL player or athlete of any kind to have his own Shadow Buddy, which comes complete with a Chiefs hospital gown with "Gonzalez #88" on it. Over 10,000 Tony Gonzalez Shadow Buddies have been distributed in Missouri, Kansas, California, New York, Texas, Hawaii and internationally to date. Expanded his involvement with Shadow Buddies in 2001 by providing 50 "Know Your Buddy Book" kits to schools in Missouri, Kansas and California. This educational program teaches students about the diversity of medical challenges, and encourages kids to increase their compassion and understanding of others' differences. Developed Elite 88 program based on his TD catches to benefit the Shadow Buddies program in 2003.

- Spokesman for "Operation Shadow Buddies" in 2003, helping military kids whose parents were participating in Operation Iraqi Freedom.
- Introduced his "Books and Buddies" program in 2003, to help bridge the gap between teenagers and senior citizens. This program received the Presidential Volunteer Award in 2004.
- Had his own "Teddy" Gonzalez Bear in the 2002 Kansas City March of the Teddy Bears, which brought additional awareness to the Shadow Buddies program.

- Served as a consultant for the movie "Any Given Sunday," an Oliver Stone production.
- Appeared on an episode of HBO's "Arli\$\$" during the 2000 off-season.
- Has served as a spokesperson for the Midwest Donor Organ Bank.
- Served as a spokesperson for the U.S. Department of Transportation Safety Campaign and the state of Kansas School Safety Hotline.
- Appeared in a series of "Buckle Up: Football is a Game, Your Life is Not" ads promoting seat belt usage in memory of the late Derrick Thomas.
- Named to *Ingram's* prestigious "40 Under 40" list which annually honors Kansas City's most influential and accomplished leaders under 40 years of age, becoming the youngest individual ever named to that list.
- Named 2000 Boys and Girls Clubs of Greater Kansas City "Role Model of the Year" as selected by the children.
- Donated 200 flag football uniforms to the Kansas City Boys & Girls Clubs in '99 and was instrumental in helping the club receive a \$75,000 NFL/LISC grant to construct a flag football field in Kansas City's Cleveland Park and also provides 10 season tickets for the Boys and Girls Clubs of Greater Kansas City.
- Full name: Anthony Gonzalez.
- Single, with a son Nikko (4).
- Splits his time between Kansas City, Missouri and Huntington Beach, California.

**CHIEFS RECORD BOOK
MOST 100-YARD REC.
GAMES, CAREER**

1.	19	Otis Taylor	1965-75
2.	18	Carlos Carson	1980-88
3.	15	Tony Gonzalez	1997-04
4.	12	Chris Burford	1960-67
		Derrick Alexander	1998-00

- "Flipped the switch" for both Kansas City's Plaza Lights and the Mayor's Christmas Tree in 2001.
- Served as the Chiefs United Way spokesperson from 2000-02.
- Was the NFL Spokesperson for the Susan G. Komen Race for the Cure for Breast Cancer in '99 and 2000.



**CHIEFS RECORD BOOK
MOST CONSECUTIVE GAMES
PASS RECEPTIONS**



1.	83	Stephone Paige	Nov. 17, 1985 - Sept. 29, 1991
2.	68	Tony Gonzalez	Dec. 4, 2000 - Jan. 2, 2005
3.	51	Eddie Kennison	Dec. 9, 2001 - Jan. 2, 2005
4.	48	Priest Holmes	Sept. 9, 2001 - Sept. 19, 2004
5.	46	Ed Podolak	Oct. 22, 1970 - Dec. 21, 1975

GONZALEZ'S PRO MILESTONES

Date	Milestone	Opponent	Result
8/31/97	1st NFL reception, 22-yard pass from Elvis Grbac	Denver	L, 3-19
10/5/97	1st NFL touchdown, 21-yard pass from Elvis Grbac	Miami	L, 14-17
9/26/99	100th NFL catch, 12-yard pass from Elvis Grbac	Detroit	W, 31-21
2/6/00	1st Pro Bowl Appearance	NFC	W, 51-31
9/24/00	1st career 100-yard receiving day (127 yards)	Denver	W, 23-22
10/22/00	199th NFL reception, most ever by a Chiefs tight end	St. Louis	W, 54-34
12/4/00	Career-high 11 receptions, one shy of KC record	New England	L, 24-30
11/4/01	300th NFL reception, second-fastest NFL TE to 300	San Diego	W, 25-20
9/29/02	Career-high three touchdown catches	Miami	W, 48-30
9/14/03	400th NFL catch, 4th active TE with 400	Pittsburgh	W, 41-20
10/12/03	40th career TD reception	Green Bay	W, 40-34 OT
10/20/03	417th career reception, most in KC history	Oakland	W, 27-24
10/31/04	500th career reception, fifth TE in NFL history to 500	Indianapolis	W, 45-35
1/2/05	50th career TD reception		
	102nd reception of the season, highest seasonal total by a TE in NFL history	San Diego	L, 17-24

Note: All milestones reflect regular season totals only unless otherwise indicated.



GONZALEZ'S NFL STATISTICS



VETERANS

RECEIVING

Year	Team	G-S	No.	Yds.	Avg.	LG	TD
1997	Kansas City	16-0	33	368	11.2	30	2
1998	Kansas City	16-16	59	621	10.5	32	2
1999	Kansas City	15-15	76	849	11.2	73	11
2000	Kansas City	16-16	93	1,203	12.9	39	9
2001	Kansas City	16-16	73	917	12.8	36	6
2002	Kansas City	16-16	63	773	12.3	42	7
2003	Kansas City	16-16	71	916	12.9	67	10
2004	Kansas City	16-16	102	1,258	12.3	32	7
Totals		127-111	570	6,905	12.1	73	54

Additional Stats: Blocked a punt that he returned nine yards vs. San Francisco (11/30/97). Recovered an onside kick for no yards at Philadelphia (9/27/98). Has caught two two-point conversions – one from Elvis Grbac at St. Louis (10/26/97) and one from Trent Green vs. Pittsburgh (10/14/01). Completed a 40-yard pass to Mikhael Ricks at San Diego (11/4/01). Had one carry for nine yards at Jacksonville (12/30/01).

REGULAR SEASON SINGLE-GAME CAREER HIGHS

Receptions: 14 at San Diego (1/2/05)
11 at New England (12/4/00)
vs. Oakland (12/25/04)
10 at Denver (9/24/00)
vs. Carolina (12/10/00)

Receiving Yards: 147 at New England (12/4/00)
144 at San Diego (1/2/05)
140 vs. Miami (9/29/02)

Long Reception: 73 (TD) at Oakland (11/22/99)

Touchdowns: 3 vs. Miami (9/29/02)

POSTSEASON

Year	Team	G-S	No.	Yds.	Avg.	LG	TD
1997	Kansas City	1-0	3	26	8.7	12	1
2003	Kansas City	1-1	4	55	13.8	22	0
Totals		2-1	7	81	11.6	22	1

POSTSEASON SINGLE-GAME CAREER HIGHS

Receptions: 4 vs. Indianapolis (1/11/04)

Receiving Yards: 55 vs. Indianapolis (1/11/04)

Long Reception: 22 vs. Indianapolis (1/11/04)

Touchdowns: 1 vs. Denver (1/4/98)

STREAKS AND MILESTONES: Is first in Chiefs history with 570 catches. His 6,905 receiving yards rank second in team history and he needs 402 more to bypass WR Otis Taylor (7,306) for the all-time lead. Is third in team history with 54 touchdown receptions and needs two more to pass E Chris Burford (55) for second and four to pass Taylor (57) for first. Has started 95 straight contests dating back to a game vs. Denver (9/19/99). Has caught a pass in 68 consecutive games dating back to a game at New England (12/4/00) for the second-longest streak in Chiefs history. Has 50+ receptions in seven consecutive seasons, the longest streak in team history. Played in his 100th career game vs. Denver (10/5/03). Is third in team history with 15 100-yard receiving games, needing four more to pass WR Carlos Carson (18) for second and five to surpass Taylor (19) for first.

CHIEFS RECORD BOOK MOST PASS RECEPTIONS CONSECUTIVE GAMES

- 25 Tony Gonzalez (11, 14) Dec. 25, 2004 - Jan. 2, 2005
- 21 Tony Gonzalez (11, 10) Dec. 4 - Dec. 10, 2000
- 18 Kimble Anders (8, 10) Nov. 8 - Nov. 16, 1998
Ed Podolak (12, 6) Oct. 7 - Oct. 14, 1973
- 17 Many times; Last by, Tony Gonzalez (8, 9) Oct. 31 - Nov. 7, 2004



NFL RECORD BOOK MOST 100-YARD RECEIVING GAMES, TE, SEASON



- 6 Tony Gonzalez - KC. 2000, 2004
- 5 Mike Ditka - Chicago 1961
Pete Retzlaff - Philadelphia 1964
Pete Retzlaff - Philadelphia 1965
Kellen Winslow - San Diego 1980
Kellen Winslow - San Diego 1982
Ben Coates - New England 1994



NFL RECORD BOOK MOST 100-YARD REC. GAMES TIGHT END, CAREER



- 24 Kellen Winslow 1979-87
- 22 Jackie Smith 1963-78
- 19 Shannon Sharpe 1990-03
- 15 Tony Gonzalez 1997-04
- 14 Todd Christensen 1979-88
Mike Ditka 1961-72

GONZALEZ'S GAME-BY-GAME STATISTICS

Receiving

1997 - Kansas City Chiefs

Date	Opponent	No.	Yds.	Avg.	LG	TD
8/31	@ Denver	1	22	22.0	22	0
9/8	@ Oakland	2	23	11.5	14	0
9/14	Buffalo	3	34	11.3	19	0
9/21	@ Carolina	0	0	0.0	--	0
9/28	Seattle	1	10	10.0	10	0
10/5	@ Miami	1	21	21.0	21	1
10/16	San Diego	0	0	0.0	--	0
10/26	@ St. Louis	4	53	13.3	20	0
11/3	Pittsburgh	4	56	14.0	30	0
11/9	@ Jacksonville	7	69	9.9	17	0
11/16	Denver	0	0	0.0	--	0
11/23	@ Seattle	4	37	9.3	16	0
11/30	San Francisco	2	19	9.5	17	1
12/7	Oakland	0	0	0.0	--	0
12/15	@ San Diego	3	15	5.0	7	0
12/22	New Orleans	1	9	9.0	9	0

Playoffs

1/4	Denver	3	26	8.7	12	1
-----	--------	---	----	-----	----	---

Receiving

1998 - Kansas City Chiefs

Date	Opponent	No.	Yds.	Avg.	LG	TD
*9/6	Oakland	3	47	15.7	31	0
*9/13	@ Jacksonville	7	67	9.6	16	0
*9/20	San Diego	3	24	8.0	11	0
*9/27	@ Philadelphia	3	31	10.3	15	0
*10/4	Seattle	3	18	6.0	11	0
*10/11	@ New England	2	25	12.5	16	0
*10/26	Pittsburgh	3	49	16.3	31	0
*11/1	N.Y. Jets	4	18	4.5	6	0
*11/8	@ Seattle	2	10	5.0	7	0
*11/16	Denver	4	35	8.8	16	0
*11/22	@ San Diego	1	32	32.0	32	0
*11/29	Arizona	4	32	8.0	19	0
*12/6	@ Denver	4	24	6.0	11	0
*12/13	Dallas	5	65	13.0	18	0
*12/20	@ N.Y. Giants	6	68	11.3	19	1
*12/26	@ Oakland	5	76	15.2	24	1

Receiving

1999 - Kansas City Chiefs

Date	Opponent	No.	Yds.	Avg.	LG	TD
9/12	@ Chicago			<i>Inactive/Knee</i>		
*9/19	Denver	2	27	13.5	20	0
*9/26	Detroit	7	72	10.3	15	1
*10/3	@ San Diego	7	68	9.7	14	1
*10/10	New England	3	40	13.3	21	0
*10/21	@ Baltimore	4	54	13.5	22	2
*10/31	San Diego	1	4	4.0	4	0
*11/7	@ Indianapolis	3	37	12.3	15	0
*11/14	@ Tampa Bay	6	62	10.3	22	0
*11/21	Seattle	8	62	7.8	15	0
*11/28	@ Oakland	3	90	30.0	73	1
*12/5	@ Denver	5	35	7.0	15	1
*12/12	Minnesota	6	63	10.5	13	2
*12/18	Pittsburgh	6	93	15.5	23	2
*12/26	@ Seattle	9	86	9.6	19	0
*1/2	Oakland	6	56	9.3	19	1

Receiving

2000 - Kansas City Chiefs

Date	Opponent	No.	Yds.	Avg.	LG	TD
*9/3	Indianapolis	2	34	17.0	26	0
*9/10	@ Tennessee	2	16	8.0	9	0
*9/17	San Diego	4	43	10.8	33	0
*9/24	@ Denver	10	127	12.7	17	1
*10/2	Seattle	3	34	11.3	15	1
*10/15	Oakland	7	100	14.3	22	1
*10/22	St. Louis	5	117	23.4	39	1
*10/29	@ Seattle	8	101	12.6	22	0
*11/5	@ Oakland	9	134	14.9	29	0
*11/12	@ San Francisco	4	46	11.5	13	0
*11/19	Buffalo	9	76	8.4	13	2
*11/26	@ San Diego	0	0	0.0	--	0
*12/4	@ New England	11	147	13.4	29	1
*12/10	Carolina	10	96	9.6	14	1
*12/17	Denver	4	46	11.5	17	0
*12/24	@ Atlanta	5	86	17.2	23	1

Receiving

2001 - Kansas City Chiefs

Date	Opponent	No.	Yds.	Avg.	LG	TD
*9/9	Oakland	5	81	16.2	23	0
*9/23	N.Y. Giants	5	43	8.6	16	0
*9/30	@ Washington	5	88	17.6	35	1
*10/7	@ Denver	8	129	16.1	35	0
*10/14	Pittsburgh	5	46	9.2	11	0
*10/21	@ Arizona	4	58	14.5	25	0
*10/25	Indianapolis	3	75	25.0	35	1
*11/4	@ San Diego	4	42	10.5	14	0
*11/11	@ N.Y. Jets	5	43	8.6	13	1
*11/25	Seattle	6	71	11.8	26	0
*11/29	Philadelphia	4	28	7.0	14	0
*12/9	@ Oakland	4	51	12.8	24	1
*12/16	Denver	3	53	17.7	36	0
*12/23	San Diego	2	22	11.0	16	0
*12/30	@ Jacksonville	8	78	9.8	14	2
*1/6	@ Seattle	2	9	4.5	9	0

Receiving

2002 - Kansas City Chiefs

Date	Opponent	No.	Yds.	Avg.	LG	TD
*9/8	@ Cleveland	5	87	17.4	30	1
*9/15	Jacksonville	3	34	11.3	17	1
*9/22	@ New England	1	17	17.0	17	0
*9/29	Miami	7	140	20.0	42	3
*10/6	@ N.Y. Jets	4	25	6.3	11	0
*10/13	@ San Diego	2	11	5.5	8	1
*10/20	Denver	5	58	11.6	23	0
*10/27	Oakland	6	57	9.5	24	0
*11/10	@ San Francisco	1	6	6.0	6	0
*11/17	Buffalo	2	17	8.5	15	0
*11/24	@ Seattle	4	51	12.8	17	0
*12/1	Arizona	4	74	18.5	29	1
*12/8	St. Louis	5	38	7.6	16	0
*12/15	@ Denver	4	58	14.5	25	0
*12/22	San Diego	6	65	10.8	32	0
*12/28	@ Oakland	4	35	8.8	16	0



CHIEFS RECORD BOOK MOST RECEPTIONS SEASON



1.	102	Tony Gonzalez	2004
2.	93	Tony Gonzalez	2000
3.	80	Carlos Carson	1983
4.	78	Derrick Alexander	2000
5.	76	Tony Gonzalez	1999



CHIEFS RECORD BOOK MOST 10-CATCH GAMES CAREER



1.	5	Tony Gonzalez	1997-04
2.	4	Chris Burford	1960-67
3.	2	Kimble Anders	1991-00
		Ed Podolak	1969-77
5.	1	Six Players Tied	

Receiving
2003 - Kansas City Chiefs

Date	Opponent	No.	Yds.	Avg.	LG	TD
*9/7	San Diego	2	18	9.0	9	0
*9/14	Pittsburgh	2	8	4.0	4	0
*9/21	@ Houston	3	52	17.3	22	0
*9/28	@ Baltimore	3	13	4.3	8	1
*10/5	Denver	3	47	15.7	22	1
*10/12	@ Green Bay	4	121	30.3	67	1
*10/20	@ Oakland	3	87	29.0	40	0
*10/26	Buffalo	6	65	10.8	26	1
*11/9	Cleveland	7	70	10.0	14t	1
*11/16	@ Cincinnati	7	86	12.3	15	1
*11/23	Oakland	4	36	9.0	16	0
*11/30	@ San Diego	4	28	7.0	16	2
*12/7	@ Denver	6	73	12.2	31	0
*12/14	Detroit	6	93	15.5	32	2
*12/20	@ Minnesota	5	65	13.0	27	0
*12/28	Chicago	6	54	9.0	17	0
Playoffs						
*1/11	Indianapolis	4	55	13.8	22	0

Receiving
2004 - Kansas City Chiefs

Date	Opponent	No.	Yds.	Avg.	LG	TD
*9/12	@ Denver	2	17	8.5	14	0
*9/19	Carolina	4	63	15.8	22	0
*9/26	Houston	8	106	13.3	25	1
*10/4	@ Baltimore	4	42	10.5	18	0
*10/17	@ Jacksonville	6	81	13.5	24t	1
*10/24	Atlanta	2	19	9.5	12	0
*10/31	Indianapolis	8	125	15.6	32	2
*11/7	@ Tampa Bay	9	123	13.7	29	1
*11/14	@ New Orleans	6	71	11.8	29	0
*11/22	New England	7	86	12.3	22	0
*11/28	San Diego	8	105	13.1	27	0
*12/5	@ Oakland	3	32	10.7	16	0
*12/13	@ Tennessee	7	76	10.9	27	0
*12/19	Denver	3	44	14.7	21	0
*12/25	Oakland	11	124	11.3	26t	2
*1/2	@ San Diego	14	144	10.3	32	0

*Indicates Games Started

GONZALEZ'S 100-YARD RECEIVING GAMES (15)

Date	Opponent	No.	Yds.	Avg.	LG	TD	Date	Opponent	No.	Yds.	Avg.	LG	TD
9/24/00	@ Denver	10	127	12.7	17	1	10/12/03	@ Green Bay	4	121	30.3	67	1
10/15/00	Oakland	7	100	14.3	22	1	9/26/04	Houston	8	106	13.3	25	1
10/22/00	St. Louis	5	117	23.4	39	1	10/31/04	Indianapolis	8	125	15.6	32	2
10/29/00	@ Seattle	8	101	12.6	22	0	11/7/04	@ Tampa Bay	9	123	13.7	29	1
11/5/00	@ Oakland	9	134	14.9	29	0	11/28/04	San Diego	8	105	13.1	27	0
12/4/00	@ New England	11	147	13.4	29	1	12/25/04	Oakland	11	124	11.3	26	2
10/7/01	@ Denver	8	129	16.1	35	0	1/2/05	@ San Diego	14	144	10.3	32	0
9/29/02	Miami	7	140	20.0	42	3							

**GONZALEZ VS. HALL OF FAME TIGHT ENDS
BY CAREER RECEIVING TOTALS**

Player	Teams, Years	Games	No.	Yds.	Avg.	TDs
Ozzie Newsome	Cleveland, 1978-90	198	662	7,980	12.1	47
Tony Gonzalez	Kansas City, 1997-04	127	570	6,905	12.1	54
Kellen Winslow	San Diego, 1979-87	109	541	6,741	12.5	45
Jackie Smith	St. Louis, 1963-77; Dallas, 1978	210	480	7,918	16.5	40
Mike Ditka	Chicago, 1961-66; Philadelphia, 1967-68; Dallas, 1969-72	158	427	5,812	13.6	43
John Mackey	Baltimore, 1963-71; San Diego, 1972	139	331	5,236	15.8	38
Dave Casper	Oakland, 1974-80; Houston, 1980-83; Minnesota, 1983; L.A. Raiders, 1984	147	378	5,216	13.8	52

**GONZALEZ VS. HALL OF FAME TIGHT ENDS
BY CAREER PER-GAME AVERAGES**

Player	Teams, Years	Games	No.	Yds.	Avg.	TDs
Kellen Winslow	San Diego, 1979-87	109	5.0	61.8	12.5	0.41
Tony Gonzalez	Kansas City, 1997-04	127	4.9	54.4	12.1	0.43
Ozzie Newsome	Cleveland, 1978-90	198	3.3	40.3	12.1	0.24
Jackie Smith	St. Louis, 1963-77; Dallas 1978	210	2.3	37.7	16.5	0.19
John Mackey	Baltimore, 1963-71; San Diego, 1972	139	2.4	37.7	15.8	0.27
Mike Ditka	Chicago, 1961-66; Philadelphia, 1967-68; Dallas, 1969-72	158	2.7	36.8	13.6	0.27
Dave Casper	Oakland, 1974-80; Houston, 1980-83; Minnesota, 1983; L.A. Raiders, 1984	147	2.6	35.5	13.8	0.35



GONZALEZ VS. THE NFL
1997-04
(REGULAR SEASON)



Team	G-S	No.	Yds.	Avg.	YPG	LG	TD	100-Yard Games
Arizona	3-3	12	164	13.7	54.7	29	1	0
Atlanta	2-2	7	105	15.0	52.5	23	1	0
Baltimore	3-3	11	109	9.9	36.3	22	3	0
Buffalo	4-3	20	192	9.6	48.0	26	3	0
Carolina	3-2	14	259	11.4	86.3	22	1	0
Chicago	1-1	6	54	9.0	54.0	17	0	0
Cincinnati	1-1	7	86	12.3	86.0	15	1	0
Cleveland	2-2	12	157	13.1	78.5	30	2	0
Dallas	1-1	5	65	13.0	65.0	18	0	0
Denver	16-14	64	795	12.4	49.7	36	3	2
Detroit	2-2	13	165	12.7	82.5	15	3	0
Green Bay	1-1	4	121	30.3	121.0	67	1	1
Houston	2-2	11	158	14.4	79.0	25	1	1
Indianapolis	4-4	16	271	16.9	67.8	35	3	1
Jacksonville	5-4	31	329	10.6	65.8	24	4	0
Kansas City	0-0	0	0	0.0	--	--	0	0
Miami	2-1	8	161	20.1	80.5	42	4	1
Minnesota	2-2	11	128	11.6	64.0	27	2	0
New England	5-5	24	315	13.1	63.0	29	1	1
New Orleans	2-1	7	80	11.4	45.0	29	0	0
N.Y. Giants	2-2	11	111	10.1	55.5	19	1	0
N.Y. Jets	3-3	13	86	6.6	28.7	13	1	0
Oakland	16-14	75	1,029	13.7	64.3	73	7	3
Philadelphia	2-2	7	59	8.4	29.5	15	0	0
Pittsburgh	5-4	20	252	12.6	50.4	31	2	0
St. Louis	3-2	14	208	14.9	69.3	39	3	1
San Diego	16-14	61	621	10.2	38.9	33	4	2
San Francisco	3-2	7	71	10.1	23.7	17	1	0
Seattle	11-9	50	489	9.8	44.5	26	1	1
Tampa Bay	2-2	15	185	12.3	92.5	29	1	1
Tennessee	2-2	9	92	10.2	46.0	27	0	0
Washington	1-1	5	88	17.6	88.0	35	1	0
Totals	127-111	570	6,905	12.1	54.4	73	54	15



CHIEFS RECORD BOOK
MOST RECEPTIONS
CAREER



1. **570 Tony Gonzalez** 1997-04
2. 416 Henry Marshall 1976-87
3. 410 Otis Taylor 1965-75
4. 391 Chris Burford 1960-67
5. 377 Stephone Paige 1983-91



CHIEFS RECORD BOOK
MOST TOUCHDOWN
CATCHES, CAREER



1. 57 Otis Taylor 1965-75
2. 55 Chris Burford 1960-67
3. **54 Tony Gonzalez** 1997-04
4. 49 Stephone Paige 1983-91
5. 34 Fred Arbanas 1962-70



NFL RECORD BOOK
MOST RECEIVING YARDS
TIGHT END, SEASON



1. 1,290 Kellen Winslow – Chargers . . . 1980
2. **1,258 Tony Gonzalez** – Chiefs . . . 2004
3. 1,247 Todd Christensen – Raiders . . 1983
4. 1,205 Jackie Smith – Cardinals . . . 1967
5. **1,203 Tony Gonzalez** – Chiefs . . . 2000



NFL RECORD BOOK
MOST RECEPTIONS
TIGHT END, GAME



1. 15 Kellen Winslow at GB (10/7/84)
2. 14 Kellen Winslow at KC (12/11/83)
- Ozzie Newsome vs. NYJ (10/14/84)
- Tony Gonzalez** at SD (1/2/05)

One-Time Pro Bowler (2003)

10

Trent

GREEN

Quarterback • 6-3 • 217

Indiana

Trade - St. Louis (2001)

NFL: 12 (5th with Chiefs)

GP/GS: (88/83) Playoffs: (1/1)



VETERANS

Born: July 9, 1970
Cedar Rapids, Iowa

Pro Career:

Pro Bowl triggerman of Kansas City's prolific offense returns for his fifth campaign with the Chiefs in 2005 ... Joined the club on April 20, 2001 when he was acquired after lengthy trade negotiations with St. Louis ... Polished, poised, professional and popular are perhaps the best descriptors to capture the essence of this highly-affable and vastly-talented field general ... A charismatic figure in both the Arrowhead locker room and the Kansas City community ... Has captained the club's offense each of the past two seasons ... Has won the club's Derrick Thomas Award as the Chiefs MVP the past two years, becoming just second player in team history to win that accolade in back-to-back seasons ... Embarks upon his 12th NFL campaign in 2005 ... Enters the season as the sixth-highest rated passer in NFL history (87.9), ranking ahead of such elite performers as Tom Brady (87.5), Brett Favre (87.4) and Dan Marino (86.4) ... Ranks 12th in NFL history with a 60.4 completion percentage ... Is 14th all-time in league annals, averaging 7.66 yards per attempt, a figure topped by only two active players with at least 1,500 attempts: Kurt Warner (3rd - 8.40) and Daunte Culpepper (8th - 7.78) ... Enters the 2005 campaign owning a streak of 64 consecutive starts, the longest streak in Chiefs history and the fourth-longest starting stretch among active NFL signal callers, trailing only Favre (205), Peyton Manning (112) and Aaron Brooks (69) ... Is the only QB in franchise history to start every game for four consecutive seasons, a remarkable feat of durability ... Since his arrival in Kansas City in 2001, only Brady (48), Favre (44), Donovan McNabb (43) and Manning (40) have registered more regular season

victories than Green (34) ... In fact, those 34 wins as a starter are tied with Bill Kenney for the second-highest total in franchise annals behind only Len Dawson (94) ... Over the past four seasons has presided over a Chiefs offense that has produced more points (1,754 - 27.4 ppg) and more net yards of total offense (24,278 - 379.3 ypg) than any other NFL squad ... Over that four-year span with Green at

EXTRA POINTS

Trent and his wife Julie are longtime benefactors of Ronald McDonald Houses. In appreciation for their efforts in a capital campaign to construction a new Ronald McDonald House in Kansas City, a room in that facility will be named the "Trent Green Family Fitness Room" to honor their ongoing contributions.

the controls, Kansas City also leads the league in total first downs (1,413), Red Zone TD percentage (64.3%), passing yards per attempt (7.79) and passing yards per completion (12.58) ... Has enjoyed a record-breaking run of success since joining the Chiefs, establishing 15 franchise passing marks in his first four years with the club ... Also has been a key reason for Kansas City's unparalleled team production as the Chiefs set a league record with 398 first downs in 2004 and led the NFL in total offense for the first time in franchise history, averaging 418.4 ypg ... In addition to total yardage, the 2004 Chiefs ranked in the top five of each of the NFL's four major offensive categories for the first time in team history: scoring offense (2nd - 30.2 ppg), pass offense (4th - 275.4 ypg) and rush offense (5th - 143.1 ypg) ... Under his direction in 2002 and 2003, Kansas City led the NFL in scoring both of those seasons ... His individual numbers a year ago reflected the team's offensive prowess as he set single-season franchise records for completions (369), passing yards (4,591), 300-yard games (8) and passes of 20+ yards (59) ... Also set personal bests with 27 TD passes and a 66.37 completion percentage ... In four campaigns with the Chiefs, has completed 1,282 of 2,072 passes (61.87%) for 16,103 yards with 94 TDs and 66 INTs, numbers that translate into a franchise-best 87.9 rating ... Also owns the top spots in team history with a 61.87 completion percentage, a 7.77-yard average



NFL RECORD BOOK HIGHEST PASSER RATING CAREER



1.	96.8	Steve Young	1985-99
2.	95.7	Kurt Warner	1998-04
3.	93.2	Daunte Culpepper	1999-04
4.	92.3	Peyton Manning	1998-04
		Joe Montana	1979-94
6.	87.9	Trent Green	1993-04
7.	87.5	Tom Brady	2000-04
8.	87.4	Brett Favre	1991-04
9.	87.2	Jeff Garcia	1999-04
10.	86.4	Dan Marino	1983-99

gain and 20 300-yard passing games ... His 16,103 passing yards over the past four seasons are second in the NFL behind only Manning (17,155) ... Only Manning (1,450) and Favre (1,309) own more completions than Green (1,282) from 2001-04, while Warner (7.83), Marc Bulger (7.83) and Manning (7.79) are the only QBs with better yards-per-attempt ratios than Green (7.77) during that timeframe ... Is the only QB in the league to own an active streak of three consecutive seasons with a 90.0+ passer rating, becoming only the seventh player in league history to accomplish that feat ... With his 4,591-yard passing effort in 2004, joined Manning, Favre, Marino and Dan Fouts as only the fifth QB in NFL history with back-to-back 4,000-yard passing seasons ... Extremely accurate passer has produced four of the top five single-game completion percentage marks in Kansas City history ... Registered a string of 14 straight completions vs. Indianapolis (10/31/04), one shy of Len Dawson's team record ... Is currently third on the club's career passing yardage chart, needing just 1,175 more yards to vault past Kenney (11,873) into second behind Dawson (28,507) ... Is also third in team annals behind Kenney in terms of completions (1,282), attempts (2,072) and TD passes (94), needing 49 completions, 359 attempts and 10 more TDs to overtake Kenney in each of those categories ... His 210 passes of 20+ yards are the most by a Chiefs QB since the club began tracking the stat in '90 ... Over his 12-year NFL career has seen action in 88 regular season contests (83 starts) ... Has completed 1,705 of 2,822 of his passes (60.4%) for 21,607 yards with 133 TDs and 82 INTs, good for an 87.9 rating ... Boasts an impressive 4.7 career TD percentage ... Has also rushed 179 times for 737 yards (4.1 avg.) with six TDs ... Started his first career postseason game with the Chiefs in 2003 ... Owns a 42-41 (.506) regular season record as an NFL starter (6-8 with Washington, 2-3 with St. Louis and 34-30 with Kansas City) ... Has 25 career 300-yard passing games (two with Washington, three with St. Louis and 20 with Kansas City) ... Owns 26 career regular season contests with a 100.0 rating or better (min. 20 attempts), including 21 with Kansas City, two with St. Louis and three with Washington ... Has registered two of the top three passer rating games in Chiefs history and became the only player in franchise annals to produce a "perfect" 158.3 rating in a game, doing it in a 45-17 win vs. Detroit (12/14/03) ... Has orchestrated 15 career victories during his career when his club has trailed or been tied in the fourth quarter with 12 of those wins coming in Kansas City ... Was at the helm for every contest of a franchise-record 13-game regular season winning streak at Arrowhead that began with a 20-10 win vs. Oakland (10/27/02) and concluded with a 31-3 victory vs. Chicago (12/28) ... Joined Steve Bono ('95) as the only other QB to lead the club to a perfect 8-0 record at home in team history when he did it in 2003 ... Since coming to Kansas City, has completed an incredible comeback odyssey which began following a devastating knee injury that cost him the entire '99 regular season and his starting job in St. Louis ... Followed an unlikely path

to NFL success after beginning his career with San Diego in '93 ... Had a brief, two-week stint on the roster of the CFL's British Columbia Lions in '94 before catching on in Washington ('95-98) ... Didn't even attempt his first regular season NFL pass until the '97 season with the Redskins, but by the '98 campaign, he was that club's starter ... Was poised to lead the Rams as that club's starting QB after signing as an unrestricted free agent in '99, but his hopes for the year were dashed before the start of the regular season ... In just his third appearance with the club in the '99 preseason vs. San Diego (8/28), suffered a devastating knee injury when he tore the ACL, MCL and lateral meniscus in his left knee ... While St. Louis would march to Super Bowl XXXIV with Warner at the helm, Green spent two seasons overcoming lingering effects of injuries ... Came back to play in eight games (five starts) for St. Louis in 2000, but those injuries did require further surgery prior to his arrival in Kansas City ... Was reunited with head coach Dick Vermeil and assistant head coach/offensive coordinator Al Saunders with the Chiefs in 2001 ... Is well-versed in the Chiefs offensive scheme which came from St. Louis and whose origins date back to San Diego's "Air Coryell" offense in the '80s ... In addition to Vermeil and Saunders, was also tutored in the intricacies of the offense by Norv Turner, Mike Martz and Cam Cameron. Martz served as the Redskins QBs coach under Turner and was the head coach in St. Louis in 2000 with Saunders serving as the Rams associate head coach/wide receivers coach. Cameron coached the Redskins QBs from '94-96.

CHIEFS RECORD BOOK
HIGHEST PASSER RATING
CAREER

1.	87.9	Trent Green	2001-04
2.	83.2	Len Dawson	1962-75
3.	81.6	Steve DeBerg	1988-91
4.	80.8	Elvis Grbac	1997-00
5.	77.1	Bill Kenney	1979-88

* Minimum 1,000 attempts

Transactions: Signed a seven-year contract with Kansas City (2/27/03) ... Was traded to Kansas City from St. Louis (4/20/01). The Chiefs received Green along with the first of the Rams two selections in the fifth round (150th overall - used by Kansas City on RB Derrick Blaylock) in exchange for Kansas City's first-round selection (12th overall - used by St. Louis on DT Damione Lewis) ... Signed a four-year contract with St. Louis as an unrestricted free agent (2/16/99) ... Granted free agency by Washington (2/14/97) and re-signed with the club (6/6/97) ... Signed by Washington (4/5/95) ... Signed with British Columbia of the Canadian Football League (10/28/94) and was released (11/10/94) ... Released by San Diego (8/22/94) ... Signed with San Diego (7/15/93) ... Entered the NFL as an eighth-round draft pick (222nd overall) with San Diego in '93.

Kansas City (2001-04): Has started 64 games, completing 1,282 of 2,072 passes (61.87%) for 16,103 yards with 94 TDs and 66 INTs, good

for an 87.9 rating ... Has also rushed 117 times for 551 yards (4.7 avg.) with three TDs and has caught one pass for one yard ... In one postseason start completed 18 of 30 passes for 212 yards with one TD, while rushing three times for 18 yards.

2004: Started all 16 games at QB for the fourth consecutive season ... Won the Derrick Thomas Award as the Chiefs MVP, joining RB Priest Holmes as just the second player in team history to win that honor in back-to-back seasons ... Connected on 369 of 556 passes (66.4%) for a career-high 4,591 yards with 27 TDs and 17 INTs for a 95.2 QB rating ... Also had 25 carries for 85 yards (3.4 avg.) and completed a pass for a two-point conversion ... His franchise-record 4,591 passing yards ranked second in the NFL ... Joined Peyton Manning, Brett Favre, Dan Marino and Dan Fouts as only the fifth QB in NFL history to produce back-to-back 4,000-yard passing seasons ... Also registered a 90.0+ passer rating for the third consecutive season, becoming only the seventh player in league history to accomplish that feat ... His 27 TD passes were the third-best single-season mark in club history ... His 369 completions were the highest seasonal total in team history, while his 556 attempts and 66.37 completion percentage were the second-highest seasonal marks in KC history ... His team-record 59 completions of 20+ yards ranked fourth in the NFL ... His 95.2 rating ranked as the fifth-best seasonal mark in Chiefs history ... Posted a franchise-best eight 300-yard passing games to lead the NFL, becoming the first QB to lead the NFL in 300-yard passing performances in consecutive seasons since St. Louis QB Kurt Warner in '99-00 ... Threw his 68th TD pass with the Chiefs to TE Tony Gonzalez in the first quarter vs. Houston (9/26) to pass Steve DeBerg (67) for third in team history in career TD passes ... Connected on 20 of 27 passes for 269 yards for a 105.3 QB rating vs. Atlanta (10/24) ... Completed 27 of 34 throws for a season-high 389 yards with three TDs for a 143.8 rating vs. Indianapolis (10/31). He completed a career-high 14 consecutive passes in the first half, coming one shy of the Chiefs single-game record of 15 set by QB Len Dawson at Houston (9/9/67). His 389 passing yards marked his third-highest total with the Chiefs. He produced a rating of 143.8, marking his third consecutive game with a 100.0+ rating or better ... Connected on 27 of 42 throws for 381 yards with two TDs and an INT vs. New England (11/22). It was his fourth consecutive 300-yard day to tie Kenney for the longest streak in team history ... Completed a two-point conversion to WR Eddie Kennison vs. San Diego (11/28) ... Connected on 23 of 35 throws for 340 yards with three TDs and an INT for a 114.0 rating at Oakland (12/5). Threw

a game-winning 70-yard TD pass to Kennison in the fourth quarter, the Chiefs longest offensive play in 2004. Completed 14 of 15 passes for 229 yards with two TDs, good for a "perfect" 158.3 rating in the second half ... Completed 18 of 32 passes for 244 yards with three TDs and an INT for a 99.0 rating at Tennessee (12/13), connecting on a nine-yard TD pass to Kennison with 0:32 remaining in the contest to provide the game's decisive points. It was his second consecutive fourth-quarter comeback ... Connected on 16 of 19 throws for 224 yards with three TDs, good for a 155.4 rating vs. Denver (12/19) ... Completed 32 of 45 passes for 358 yards with two TDs and an INT, good for a 100.0 rating vs. Oakland (12/25). The 31-30 victory marked the 15th time in his career he led his club to a victory after being tied or behind in the fourth quarter ... Started his 64th consecutive game at San Diego (1/2/05), becoming the first QB in team history to open every contest for four consecutive years. Threw for 373 yards, marking his eighth 300-yard outing of the season, the highest seasonal total in team history.

2003: Started all 16 games at QB for the third consecutive season ... Earned his first Pro Bowl invitation and won the 2003 Derrick Thomas Award as the Chiefs MVP, becoming the first QB to win that honor since Steve DeBerg in '90 ... Completed 330 of 523 passes for 4,039 yards with 24 TDs and 12 INTs, good for a 92.6 rating ... Also had 26 carries for 83 yards (3.2 avg.) and tied a career high with two rushing TDs ... Had a 7.72 average gain to rank second in the NFL ... His 4,039 passing yards finished second in the NFL ... Tied for fourth in the NFL with 24 TD passes ... His 92.6 QB rating was fourth in the NFL ... His 63.10 completion percentage ranked as the third-highest seasonal mark in team history ... Was the only QB to own two of the top five passing yardage days in the NFL in 2003 ... Had seven games with a 100.0 rating or better (min. 20 atts.) ... Was second in the NFL with 54 completions of 20+ yards, the third-highest tally in club history ... Led the club to a 9-0 start for the first time in team history ... Started his 36th consecutive game at Baltimore (9/28), passing Steve DeBerg (35) for the second-longest streak by a QB in team history ... Connected on 27 of 45 passes for 400 yards with three TDs, good for a 111.3 rating at Green Bay (10/12), to guide the club back from a 17-point fourth-quarter deficit for a 40-34 OT victory. Earned AFC Offensive Player of the Week honors after accumulating 400 passing yards, the fourth-highest single-game total in Chiefs history and the second-highest single-game yardage total ever accumulated in a Kansas City victory. It was his highest output in a Chiefs uniform and the second-highest total of his



NFL LEADERS
MOST PASSING YARDS
2001-04



1. 17,155 Peyton Manning Indianapolis
2. **16,103 Trent Green** **Kansas City**
3. 15,028 Brett Favre Green Bay
4. 14,760 Aaron Brooks New Orleans
5. 14,661 Daunte Culpepper; . . . Minnesota



NFL LEADERS
MOST COMPLETIONS
2001-04



1. 1,450 Peyton Manning Indianapolis
2. 1,309 Brett Favre Green Bay
3. **1,282 Trent Green** **Kansas City**
4. 1,242 Tom Brady; New England
Daunte Culpepper; . . . Minnesota

career. His 45 pass attempts without an interception tied as the second-best single-game mark in team annals ... Had a two-yard TD run at Oakland (10/20) ... Threw two TDs vs. Buffalo (10/26) and leveled a key block on CB Nate Clements on RB Priest Holmes' 15-yard TD run ... Enjoyed a 368-yard, three-TD effort vs. Cleveland (11/9) ... Had 313 yards and two TDs at Cincinnati (11/16) ... Posted a 101.1 rating vs. Oakland (11/23), marking his fourth consecutive game with a 100+ rating. Completed his 134th career pass of 20+ yards to bypass QB Elvis Grbac (133) for the top mark in franchise history since the club began tracking the stat in '90. Also became the sixth Chiefs quarterback to eclipse the 10,000-yard career passing plateau ... Threw a seven-yard TD pass to TE Tony Gonzalez at San Diego (11/30) for his 100th career passing score ... Completed a career-high 34 of 47 passes for 397 yards for a 104.7 rating at Denver (12/7). His 34 completions tied as the third-highest single-game total in team history while he set a team single-game record by attempting 47 passes without an INT. It was his 45th consecutive start, bypassing Len Dawson (44) for the longest streak by a QB in team history ... Connected on 20 of 25 throws for 341 yards with three TDs, good for a "perfect" QB rating of 158.3 vs. Detroit (12/14). Joined Indianapolis QB Peyton Manning as the only other NFL signal caller to accomplish that feat in 2003 ... Started an AFC Divisional Playoff Game vs. Indianapolis (1/11/04), completing 18 of 30 passes for 212 yards with one TD, good for a 92.6 rating and added three carries for 18 yards. His 92.6 rating was the fifth-highest single-game mark in Chiefs postseason history.



CHIEFS RECORD BOOK
MOST PASSING YARDS
CAREER



1.	28,507	Len Dawson	1962-75
2.	17,177	Bill Kenney	1979-88
3.	16,103	Trent Green	2001-04
4.	11,873	Steve DeBerg	1988-91
5.	11,295	Mike Livingston	1968-79

2002: Started all 16 games at QB, completing 287 of 470 passes (61.1%) for 3,690 yards with a career-high 26 TDs and 13 INTs, good for a 92.6 rating ... Also had 31 rushes for a career-high 225 yards (7.3 avg.) with one TD and a two-point conversion ... His 26 TD passes and his 61.06 completion percentage both ranked as the fourth-highest seasonal totals in KC history ... Led the NFL with a 5.5 TD percentage and a 7.85 yards-per-attempt average ... Had five games with a 100.0 rating or better (min. 20 atts.) ... Completed 82 of 139 passes (59.0%) for 1,060 yards with 11 TDs and two INTs in the fourth quarter, good for a 103.4 rating to lead all AFC passers and rank second in the NFL ... His 11 fourth-quarter TDs were second in the league ... Finished third in the AFC with 46 passes of 20+ yards ... His 225 rushing yards ranked third among all AFC QBs ... Pitched a lateral over his shoulder to T John Tait for a 28-yard gain to set up the winning FG in a 40-39 fourth-quarter

comeback win at Cleveland (9/8) ... Connected on 24 of 34 passes for 328 yards with a career-best five TDs, good for a 140.7 rating to win AFC Offensive Player of the Week honors vs. Miami (9/29). Also added three rushes for 48 yards (16.0 avg.) and had a key pancake block on S Arturo Freeman on a 25-yard TD run by RB Priest Holmes. Joined QBs Len Dawson and Elvis Grbac as the only Chiefs players to throw five TDs in a single game. Had scoring throws of nine, 42 and six yards to TE Tony Gonzalez, in addition to an eight-yard TD to WR Johnnie Morton and a three-yard TD to TE Billy Baber ... Orchestrated a 29-25 comeback win at the N.Y. Jets (10/6), throwing the game-winning 19-yard TD pass to RB Priest Holmes with 0:27 remaining ... Threw three TDs at San Diego (10/13), marking his 12th consecutive game with at least one TD pass, a streak that was stopped the following week vs. Denver (10/20) ... Dove head-first for the game-winning nine-yard TD to complete a 17-16 comeback victory vs. Buffalo (11/17) ... Ran for a two-point conversion at Seattle (11/24) ... Racked up 310 yards with two TDs, including a 75-yard TD pass to WR Dante Hall at Denver (12/15) ... Threw for 337 yards with three TDs and one INT vs. San Diego (12/22). Threw a 99-yard TD pass to WR Marc Boeriger, tying an NFL record and establish the longest completion in Chiefs history.

2001: Started all 16 games, completing 296 of 523 passes (56.6%) for 3,783 yards with 17 TDs and 24 INTs, good for a 71.1 rating ... Added 35 rushes for 158 yards (4.8 avg.) ... His 523 attempts ranked as the fourth-highest seasonal tally in Chiefs history ... Completed 296 passes for 3,783 yards ... Those 3,783 passing yards were the fifth-highest tally in team history, ranking sixth in the NFL ... Tied for second in the AFC with 51 passes of 20+ yards, the fourth-highest seasonal total in KC annals ... Averaged an AFC-best 12.78 yards per completion ... Completed a pair of two-point conversion passes to tie Randy Duncan and Len Dawson for the most in a season by a Chiefs QB ... Made his first start in a Chiefs uniform vs. Oakland (9/9), hitting 16 of 37 passes for 222 yards with a TD and an INT, getting his initial completion on a one-yard pass to himself on a batted ball. Also rushed four times for 11 yards, including a 12-yard scramble on a key fourth-and-10 play in the fourth quarter ... Connected on 21 of 26 passes for 307 yards with three TDs at Washington (9/30), marking his sixth career 300-yard game and his first as a member of the Chiefs. His 154.3 QB rating and 80.77 completion percentage both ranked third on the Chiefs single-game charts ... Threw a two-point conversion pass to TE Tony Gonzalez vs.



NFL LEADERS
ACTIVE QB
STARTING STRAIGHTS



1.	205	Brett Favre, GB	1992-04
2.	112	Peyton Manning, IND	1998-04
3.	69	Aaron Brooks, NO	2000-04
4.	64	Trent Green, KC	2001-04
5.	62	Tom Brady, NE	2001-04

Pittsburgh (10/14) ... Enjoyed a 352-yard outing at Arizona (10/21) ... Threw three TDs and converted a two-point play on the ground vs. Indianapolis (10/25) ... Completed a season-long 67-yard TD pass to RB Priest Holmes at Oakland (12/9) ... Threw a 56-yard pass to WR Marvin Minnis in OT to set up the game-winning FG in a 26-23 victory vs. Denver (12/16). Completed 17 of 21 aeriels, giving him a 80.95 completion percentage which tied QB Dave Krieg (at N.Y. Jets on 11/29/92) for the top single-game mark in Chiefs history ... Guided the club to a 25-20 fourth-quarter comeback victory vs. San Diego (12/23) ... Had a season-high 26 completions on 35 attempts, getting 294 yards with two TDs and two INTs at Jacksonville (12/30).

St. Louis (1999-00): Played in eight games (five starts) with all of that regular season duty coming with the club in 2000 ... Completed 145 of 240 (60.4%) passes for 2,063 yards with 16 TDs and five INTs, good for a 101.8 rating ... Also rushed 20 times for 69 yards and one touchdown ... Compiled a 2-3 record in his five starting efforts.

2000: Saw duty in eight games (five starts) in place of an injured Kurt Warner ... Completed 145 of 240 passes (60.4%) for 2,063 yards with 16 TDs and five INTs, good for a 101.8 rating ... That 101.8 rating topped the NFC and trailed only Denver's Brian Griese (102.9) for the league lead ... Was listed as the number two QB vs. Denver (9/4), at Seattle (9/10), vs. San Francisco (9/17) and at Atlanta (9/24) ... Saw his first regular season action as member of the Rams vs. San Diego (10/1), completing three of four passes for 75 yards with a 48-yard TD to RB Marshall Faulk ... Did not play vs. Atlanta (10/15) ... Entered the game in third quarter vs. Kansas City (10/22) after Warner left the contest with a broken finger. Completed 15 of 21 passes for 205 yards with three TDs and one INT ... Made his first start in a St. Louis uniform at San Francisco (10/29), registering 310 yards and two TDs ... Started vs. Carolina (11/5), completing a season-high 29 of 42 passes for a career-high 431 yards and two TDs, good for an 118.3 passer rating ... Started at the N.Y. Giants (11/12), throwing a season-high four TD passes and rushing for an 18-yard score ... Started vs. Washington (11/20), completing 23 of 38 passes for 366 yards with two TDs and firing a season-long 64-yard pass to

WR Torry Holt ... Started vs. New Orleans (11/26), hitting 20 of 41 passes for 289 yards with two TDs ... Played in the second half of regular season finale at New Orleans (12/24) after Warner left the contest with a concussion. Led the Rams to a pair of scoring drives in a 26-21 victory which propelled St. Louis into the playoffs ... Did not play in the NFC Wild Card game at New Orleans (12/30).

1999: Missed the entire regular season after tearing ACL, MCL and lateral meniscus in left knee in the third preseason game vs. San Diego (8/28) when he was tackled by SS Rodney Harrison ... Completed 28 of 32 passes (87.5%) for 406 yards with two TDs in three preseason contests, good for a 126.8 rating.

Washington (1995-98): Played in 16 games (14 starts), completing 278 of 510 passes for 3,441 yards with 23 TDs and 11 INTs, good for an 81.6 rating ... Produced a 6-8 record as a starter.

1998: Saw action in 15 games (14 starts), completing 278 of 509 passes (54.6%) with 23 TDs and 11 INTs ... His 509 pass attempts are still the third-highest tally in team history, trailing only Jay Schroeder (541 in '86) and Brad Johnson (519 in '99) ... Led Washington to a 6-3 record over the season's final nine games ... Stepped in for an injured Gus Frerotte at the N.Y. Giants (9/6), hitting on 17 of 25 passes for 208 yards and two TDs ... Made his first NFL start vs. San Francisco (9/14), completing 14 of 25 passes for 201 yards and one TD ... Completed 27 passes on a career-high 54 attempts for 383 yards at Seattle (9/20) ... Launched a season-long 75-yard TD pass to WR Michael Westbrook vs. Denver (9/27) ... Did not see action at Minnesota (10/18) ... Scored his first rushing TD on a one-yard run vs. the N.Y. Giants (11/1) ... Started vs. Arizona (11/22), throwing four TDs (15, 12, 11 and 16 yards), while running for a two-yard TD ... Started at Carolina (12/13), completing 23 of 42 passes for 257 yards and two TDs ... Threw the game-winning TD to TE Stephen Alexander at Tampa Bay (12/19).

1997: Saw duty in one game, attempting one pass ... Served as the third QB for the first 15 games of the season ... Saw his first regular season NFL game action vs. Philadelphia (12/21) with his lone pass attempt falling incomplete.

1996: Was listed as the third QB for all 16 games and did not see game action.

EXTREME MAKEOVER: HOME EDITION



QB Trent Green and FB Tony Richardson appeared on ABC's "Extreme Makeover: Home Edition" in May of 2005, which featured a Kansas City family. The show's cast and crew replaced Stephen Johnson's 1,200-square foot ranch with a six-bedroom luxury home. Johnson, a Kansas City firefighter, is a single father of five and helped save the life of a local EMT when she was shot in the line of duty. Green and Richardson spent two days on location decorating the home with host Ty Pennington (left) and visiting with the hundreds of volunteers involved. The Chiefs players also revisited the family after the filming for a welcome home barbecue and football game in the yard.

1995: Did not take a regular season snap the entire season as Washington's third quarterback.

CFL (1994): Signed with British Columbia of the Canadian Football League (10/28) ... Dressed for two games, but did not see any action and was subsequently released on November 10th.

San Diego (1993): Earned a spot on San Diego's roster as the club's third quarterback ... Was inactive for all 16 games after joining the club as an eighth-round (222nd overall) draft choice.

CHIEFS RECORD BOOK MOST WINS, STARTING QB CAREER			
1.	94	Len Dawson	1962-75
2.	34	Bill Kenney	1979-88
		Trent Green	2001-04
4.	31	Steve DeBerg	1988-91
5.	30	Mike Livingston	1968-79

College: Finished his collegiate career at Indiana near the top of virtually every major passing category ... Completed 421 of 755 passes for 5,400 yards with 23 TDs and 32 INTs ... At the time of his graduation, ranked second on the Hoosiers career charts in pass attempts and completions, while coming in third all-time in passing yardage, career total offensive yardage (5,916) and total offensive plays (1,060) ... His 23 TD passes ranked fifth at the time, as well ... Also gained 516 yards rushing and scored 20 TDs on the ground ... Saw duty in 10 games as a senior in '92, completing 154 of 278 passes (55.4%) for 1,780 yards with seven TDs and 10 INTs ... Set single-season school records for yards passing (2,627) and yards of total offense (2,829) as a junior in '91, marks subsequently surpassed by Antwaan Randle El ... Also set career highs in TD passes (12) and rushing TDs (11) as a junior ... Finished his junior year by completing 200

of 339 passes with 12 TDs and 14 INTs, good for a 59.0 completion percentage which still ranks second on Indiana's single-season passing chart ... Guided the Hoosiers to 24-0 victory over Baylor in the Copper Bowl that season ... Connected on 60 of 128 pass attempts for 934 yards with four TDs and seven INTs as a sophomore in '90 after hitting on seven of 10 passes for 59 yards as a freshman in '89 ... Graduated from Indiana with degree in Business.

- Personal:**
- Although born in Cedar Rapids, Iowa, spent the majority of his youth in Missouri.
 - Prepped at Vianney High School in Kirkwood, Missouri just outside of St. Louis, where he was a three-time all-conference and all-district choice in football.
 - Completed 114 passes for 1,458 yards and 14 TDs as a senior.
 - Twice named team MVP in basketball, averaging 20.0 ppg and once scoring 40 in a contest.
 - Established the "Trent Green Family Foundation" in '99 to support organizations such as Children's Miracle Network, Kansas City's Children's Mercy Hospital, St. Louis Children's Hospital and Niles Home for Children.
 - The foundation funds a Child Life position to oversee the Starbright Program at Kansas City's Children's Mercy Hospital.
 - The Green family made a large donation to St. Louis Children's Hospital to fund the Starbright Room at that hospital.
 - Named to *Ingram's* prestigious "40 Under 40" list in 2005 which annually honors Kansas City's most influential and accomplished leaders under 40 years of age.
 - Served as an in-studio analyst for ESPN's coverage of the 2005 NFL Draft.
 - Was honored with a Special Achievement Award for Professional Athletics by the Kansas City Sports Commission in June of 2005.



**GREEN'S GAME-WINNING
FOURTH-QUARTER PERFORMANCES (15)**



Date	Opponent	Fourth Quarter Score	Result
*12/6/98	San Diego	17-20	W, 24-20
*12/19/98	Tampa Bay	7-16	W, 20-16
#10/29/00	@ San Francisco	24-24	W, 34-24
†11/4/01	@ San Diego	19-20	W, 25-20
†12/16/01	Denver	23-23	W, 26-23 OT
†12/23/01	San Diego	10-14	W, 20-17
†9/8/02	@ Cleveland	17-27	W, 40-39
†10/6/02	@ N.Y. Jets	15-22	W, 29-25
†11/17/02	Buffalo	10-16	W, 17-16
†12/22/02	San Diego	21-22	W, 24-22
†10/15/03	@ Green Bay	14-31	W, 40-34 OT
†11/23/03	Oakland	24-24	W, 27-24
†12/5/04	@ Oakland	24-27	W, 34-37
†12/13/04	@ Tennessee	35-38	W, 49-38
†12/25/04	Oakland	28-30	W, 31-30

*with Washington #with St. Louis †with Kansas City

Note: Green has led his teams to victory 15 times when trailing or tied in the fourth quarter.

- The Greens are teaming with ConocoPhillips in a campaign to help build a new Ronald McDonald House in Kansas City. In appreciation, the fitness room at the new facility will be named in the Green's honor.
- Has served as a spokesperson for the Ronald McDonald House "Helping Hands" program since 2002 and has participated in their "Plaza Pizazz" program since 2001.
- Regularly joins his teammates in hosting potluck dinners for families at Ronald McDonald House.
- The Greens have been benefactors of and regular visitors at Ronald McDonald Houses dating back to their days in Washington.
- Appeared on Wheel of Fortune's NFL Week in 2003 and won over \$30,000 for his foundation.
- Participated in the 2004 NFL Quarterback Challenge in Santa Monica, California.
- Played in the 2004 American Century Golf Championship in Lake Tahoe, Nevada.
- Named one of the "Top 100 Good Guys" in sports by *The Sporting News* in 2003.
- Appeared as a guest analyst on *The NFL Today* during the bye week in 2002 and 2003.
- Along with his wife Julie (also an Indiana alum), made a substantial donation to help upgrade the locker rooms and football facilities at Indiana University's Memorial Stadium in 2003.
- Was depicted on the Midwest Dairy Council's growth poster in 2003, promoting a healthy diet.
- Served as the keynote speaker at the Missouri Sports Hall of Fame luncheon in 2002.
- The Trent Green Golf Classic has benefited numerous charities over the years including Niles Home for Children, the Scholarship Endowment Fund and ReStart, a program designed to help the homeless and the jobless in Kansas City by providing continuing education to help them get back in the workforce.
- Provided Wizards soccer tickets to military families from Whiteman Air Force Base in 2003.
- Served as spokesperson for the 2002 Special Olympics Car Raffle with Grant Wistrom.
- "Flipped the switch" for Kansas City's Plaza Lights in 2002.
- Also kicked off the Special Olympics Torch Run in Kansas City.
- The Greens have delivered Christmas gifts to patients at KU Medical Center over the holidays.
- The Greens support numerous other charitable causes in Kansas City including: Special Olympics, Meals on Wheels, Chiefs First Downs for Down Syndrome, Gillis Center, Truman Medical Center, Pancreatic Cancer Association, Whiteman Air Force Base Deployed Families, Asthma and Allergy Foundation, as well as the Food Allergy and Anaphylaxis Network.
- Full name: Trent Jason Green.
- Married, wife Julie with two sons T.J. (8) and Derek (6).
- The Greens reside in Leawood, Kansas.

GREEN'S 300-YARD PASSING GAMES (25)



Date	Opponent	Att.	Comp.	Yards	TDs	INTs	Result
*9/20/98	@ Seattle	54	27	383	2	2	L, 14-24
*11/22/98	Arizona	49	30	382	4	1	L, 42-45
#10/29/00	San Francisco	39	22	310	2	1	W, 34-24
#11/5/00	Carolina	42	29	431	2	0	L, 24-27
#11/20/00	Washington	38	23	366	2	1	L, 20-33
†9/30/01	@ Washington	26	21	307	3	0	W, 45-13
†10/21/01	@ Arizona	44	21	352	1	2	L, 16-24
†10/25/01	Indianapolis	43	22	324	3	3	L, 28-35
†9/29/02	Miami	34	24	328	5	0	W, 48-30
†11/24/02	@ Seattle	34	26	343	2	1	L, 32-39
†12/15/02	@ Denver	42	18	310	2	0	L, 24-31
†12/22/02	San Diego	36	23	337	3	1	W, 24-22
†10/12/03	@ Green Bay	45	27	400	3	0	W, 40-34 OT
†11/9/03	Cleveland	42	29	368	3	0	W, 41-20
†11/16/03	@ Cincinnati	42	28	313	2	0	L, 19-24
†12/7/03	@ Denver	47	34	397	1	0	L, 27-45
†12/14/03	Detroit	25	20	341	3	0	W, 45-17
†10/17/04	@ Jacksonville	33	23	315	2	1	L, 16-22
†10/31/04	Indianapolis	34	27	389	3	0	W, 45-35
†11/7/04	@ Tampa Bay	42	32	369	3	2	L, 31-34
†11/14/04	@ New Orleans	33	22	311	1	2	L, 20-27
†11/22/04	New England	42	27	381	2	1	L, 19-27
†12/5/04	@ Oakland	35	23	340	3	1	W, 34-27
†12/25/04	Oakland	45	32	358	2	1	W, 31-30
†1/2/05	@ San Diego	53	33	373	1	4	L, 17-24

*with Washington

#with St. Louis

†with Kansas City

RECORD WHEN GREEN HAS A 300-YARD GAME

Overall: 10-15
Kansas City: 9-11

St. Louis: 1-2
Washington: 0-2



GREEN'S NFL STATISTICS



PASSING

Year	Team	G-S	Att.	Comp.			Yds.	TD			INT			LG	Rating
				Comp.	Yds.	Pct.		Att.	TD	Pct.	INT	Pct.			
1993	San Diego	0-0	0	0	0	0.0	0.00	0	0	0	0.0	--	0.0		
1995	Washington	0-0	0	0	0	0.0	0.00	0	0	0	0.0	--	0.0		
1996	Washington	0-0	0	0	0	0.0	0.00	0	0	0	0.0	--	0.0		
1997	Washington	1-0	1	0	0	0.0	0.00	0	0	0	0.0	--	0.0		
1998	Washington	15-14	509	278	3,441	54.6	6.76	23	4.5	11	2.2	75	81.8		
1999	St. Louis	0-0	0	0	0	0.0	0.00	0	0	0	0.0	--	0.0		
2000	St. Louis	8-5	240	145	2,063	60.4	8.60	16	6.7	5	2.1	64	101.8		
2001	Kansas City	16-16	523	296	3,783	56.6	7.20	17	3.3	24	4.6	67	71.1		
2002	Kansas City	16-16	470	287	3,690	61.1	7.85	26	5.5	13	2.8	99	92.6		
2003	Kansas City	16-16	523	330	4,039	63.1	7.72	24	4.6	12	2.3	67	92.6		
2004	Kansas City	16-16	556	369	4,591	66.4	8.26	27	4.9	17	3.1	70	95.2		
Totals		88-83	2,822	1,705	21,607	60.4	7.66	133	4.7	82	2.9	99	87.9		

RUSHING

Year	Team	No.	Yds.	Avg.	LG	TD
1993	San Diego	0	0	0.0	--	0
1995	Washington	0	0	0.0	--	0
1996	Washington	0	0	0.0	--	0
1997	Washington	0	0	0.0	--	0
1998	Washington	42	117	2.8	13	2
1999	St. Louis	0	0	0.0	--	0
2000	St. Louis	20	69	3.5	18	1
2001	Kansas City	35	158	4.5	16	0
2002	Kansas City	31	225	7.3	24	1
2003	Kansas City	26	83	3.2	14	2
2004	Kansas City	25	85	3.4	13	0
Totals		179	737	4.1	24	6

Additional Stats: Caught one pass for one yard vs. Oakland (9/9/01). Completed a two-point conversion to Tony Gonzalez vs. Pittsburgh (10/14/01). Ran for a two-point conversion vs. Indianapolis (10/25/01) and at Seattle (11/24/02). Completed a two-point conversion to Eddie Kennison vs. San Diego (11/28/04).

POSTSEASON

PASSING

Year	Team	G-S	Att.	Comp.			Yds.	TD			INT			LG	Rating
				Comp.	Yds.	Pct.		Att.	TD	Pct.	INT	Pct.			
2003	Kansas City	1-1	30	18	212	60.0	7.07	1	3.3	0	0.0	25	92.6		
Totals		1-1	30	18	212	60.0	7.07	1	3.3	0	0.0	25	92.6		

RUSHING

Year	Team	No.	Yds.	Avg.	LG	TD
2003	Kansas City	3	18	6.0	9	0
Totals		3	18	6.0	9	0

SINGLE-GAME CAREER HIGHS

Pass Attempts: 54 at Seattle (9/20/98)

Pass Completions: 34 at Denver (12/8/03)

Completion Percentage: 80.95 vs. Denver (12/16/01)

Passing Yards: 431 vs. Carolina (11/5/00)

TD Passes: 5 vs. Miami (9/29/02)

Interceptions: 4 at Denver (10/7/01)
at San Diego (1/2/05)

Long Pass: 99 vs. San Diego (12/22/02)

Cons. Completions: 14 vs. Indianapolis (10/31/04)

Cons. Pass Attempts Without INT: 156 (10/20/03 - 11/23/03)

Rushing Attempts: 6 at N.Y. Giants (11/12/00)

Rushing Yards: 54 at N.Y. Giants (11/12/00)

Rushing TDs: 1, six times, last at Denver (12/8/03)

Long Run: 24 vs. Miami (9/29/02)

STREAKS AND MILESTONES: Has a 42-41 record (.506) as an NFL starter (6-8 with Washington, 2-3 with St. Louis and 34-30 with Kansas City). Has started 64 straight games in a Chiefs uniform dating back to a game vs. Oakland (9/9/01), the most consecutive games started by a QB in Chiefs annals. His 20 300-yard passing games are the most in Chiefs history. Is third in Kansas City history with 94 TD passes and needs 12 more to pass Bill Kenney (105) for second. His 1,282 completions rank third in team history, needing 49 more to overtake Kenney (1,330) for second. His 2,072 attempts rank third in team history, needing 359 more to overtake Kenney (2,430) for second. Is third in team history with 16,103 passing yards and needs 1,175 more to bypass Kenney (17,277) for second. Completed his 1,000th NFL pass at Oakland (12/28/02). Threw his 100th career TD pass at San Diego (11/30/03).

GREEN'S GAME-BY-GAME PASSING

1993 – San Diego Chargers (Did Not Play)

1994 – British Columbia Lions (CFL)

1995 – Washington Redskins (Did Not Play)

1996 – Washington Redskins (Did Not Play)

1997 – Washington Redskins

Date	Opponent	Att.	Comp.	Yds.	Comp.%	TD	INT	Sack/Lost	Rating	Result
12/20	Philadelphia	1	0	0	0.0	0	0	0/0		L 7-15

1998 – Washington Redskins

Date	Opponent	Att.	Comp.	Yds.	Comp.%	TD	INT	Sack/Lost	Rating	Result
*9/6	@ N.Y. Giants	25	17	208	68.0	2	0	3.0/17.0	120.1	L 24-31
*9/14	San Francisco	25	14	201	56.0	1	1	4.0/19.0	78.9	L 10-45
*9/20	@ Seattle	54	27	383	50.0	2	2	3.0/14.0	70.2	L 14-24
*9/27	Denver	31	19	252	61.3	1	2	3.0/17.0	70.6	L 16-38
*10/5	Dallas	29	13	193	44.8	1	1	4.0/29.0	64.3	L 10-31
*10/11	@ Philadelphia	21	12	115	57.1	0	1	4.0/30.0	52.5	L 12-17
10/18	@ Minnesota	<i>Did Not Play</i>								
*11/1	N.Y. Giants	31	21	225	67.7	1	0	4.0/29.0	99.4	W 21-14
*11/8	@ Arizona	33	17	183	51.5	1	0	3.0/16.0	78.1	L 27-29
*11/15	Philadelphia	33	14	169	42.4	1	0	4.0/31.0	68.8	W 28-3
*11/22	Arizona	49	30	382	61.2	4	1	5.0/29.0	104.6	L 42-45
*11/29	@ Oakland	31	16	224	51.6	3	0	3.0/15.0	107.6	W 29-19
*12/6	San Diego	37	18	235	48.6	2	1	2.0/23.0	75.8	W 24-20
*12/13	@ Carolina	42	23	257	54.8	2	0	1.0/8.0	89.3	W 28-25
*12/19	Tampa Bay	33	16	191	48.5	1	1	5.0/55.0	64.1	W 20-16
*12/27	@ Dallas	35	21	223	60.0	1	1	1.0/11.0	76.2	L 7-23

1999 – St. Louis Rams (Injured Reserve/Knee)

2000 – St. Louis Rams

Date	Opponent	Att.	Comp.	Yds.	Comp.%	TD	INT	Sack/Lost	Rating	Result
9/4	Denver	<i>Did Not Play</i>								
9/10	@ Seattle	<i>Did Not Play</i>								
9/17	San Francisco	<i>Did Not Play</i>								
9/24	@ Atlanta	<i>Did Not Play</i>								
10/1	San Diego	4	3	75	75.0	1	0	0.0/0.0	156.3	W 57-31
10/15	Atlanta	<i>Did Not Play</i>								
10/22	@ Kansas City	21	15	205	71.4	3	1	2.0/14.0	121.8	L 34-54
*10/29	@ San Francisco	39	22	310	56.4	2	1	2.0/12.0	88.4	W 34-24
*11/5	Carolina	42	29	431	69.0	2	0	5.0/36.0	118.3	L 24-27
*11/12	@ N.Y. Giants	45	27	272	60.0	4	1	2.0/16.0	97.8	W 38-24
*11/20	Washington	38	23	366	60.5	2	1	6.0/22.0	99.5	L 20-33
*11/26	New Orleans	41	20	289	48.8	2	1	6.0/38.0	78.5	L 24-31
12/3	@ Carolina	<i>Did Not Play</i>								
12/10	Minnesota	<i>Did Not Play</i>								
12/18	@ Tampa Bay	<i>Did Not Play</i>								
12/24	@ New Orleans	10	6	115	60.0	0	0	1.0/7.0	100.0	W 26-21
Playoffs										
12/30	@ New Orleans	<i>Did Not Play</i>								

2001 – Kansas City Chiefs

Date	Opponent	Att.	Comp.	Yds.	Comp.%	TD	INT	Sack/Lost	Rating	Result
*9/9	Oakland	37	16	222	43.2	1	1	1.0/3.0	60.9	L 24-27
*9/23	N.Y. Giants	34	17	184	50.0	0	1	1.0/6.0	54.0	L 3-13
*9/30	@ Washington	26	21	307	80.8	3	0	1.0/1.0	154.3	W 45-13
*10/7	@ Denver	40	25	283	62.5	0	4	4.0/28.0	44.1	L 6-20
*10/14	Pittsburgh	33	16	127	48.5	0	1	4.0/21.0	45.9	L 17-20
*10/21	@ Arizona	44	21	352	47.7	1	2	1.0/12.0	63.8	L 16-24
*10/25	Indianapolis	43	22	324	51.2	3	3	3.0/10.0	70.3	L 28-35
*11/4	@ San Diego	25	13	146	52.0	0	1	2.0/16.0	53.1	W 25-20
*11/11	@ N.Y. Jets	31	16	143	51.6	1	3	3.0/19.0	35.5	L 7-27
*11/25	Seattle	26	16	256	61.5	0	0	3.0/11.0	94.4	W 19-7
*11/29	Philadelphia	35	21	213	60.0	1	1	2.0/5.0	75.1	L 10-23
*12/9	@ Oakland	32	15	168	46.9	2	1	3.0/10.0	81.9	L 26-28
*12/16	Denver	21	17	292	81.0	1	1	5.0/33.0	114.8	W 26-23 OT
*12/23	San Diego	28	19	203	67.9	1	2	1.0/0.0	71.0	W 20-17
*12/30	@ Jacksonville	35	26	294	74.3	2	2	2.0/21.0	94.2	W 30-26
*1/6	@ Seattle	33	15	184	45.5	1	1	3.0/2.0	60.7	L 18-21

2002 – Kansas City Chiefs

Date	Opponent	Att.	Comp.	Yds.	Comp.%	TD	INT	Sack/Lost	Rating	Result
*9/8	@ Cleveland	29	20	276	69.0	1	1	0.0/0.0	96.3	W 40-39
*9/15	Jacksonville	31	16	199	51.6	1	2	1.0/3.0	55.7	L 16-23
*9/22	@ New England	25	16	149	64.0	3	2	3.0/21.0	86.5	L 38-41 OT
*9/29	Miami	34	24	328	70.6	5	0	0.0/0.0	140.7	W 48-30
*10/6	@ N.Y. Jets	33	23	296	69.7	2	1	1.0/7.0	105.1	W 29-25
*10/13	@ San Diego	29	17	236	58.6	3	2	1.0/5.0	90.6	L 34-35
*10/20	Denver	33	20	172	60.6	0	0	4.0/29.0	74.3	L 34-37 OT
*10/27	Oakland	30	18	208	60.0	1	2	3.0/18.0	64.3	W 20-10
*11/10	@ San Francisco	27	15	193	55.6	0	0	3.0/17.0	78.2	L 13-17
*11/17	Buffalo	20	12	197	60.0	0	0	1.0/5.0	93.1	W 17-16
*11/24	@ Seattle	34	26	343	76.5	2	1	2.0/8.0	115.2	L 32-39
*12/1	Arizona	20	14	209	70.0	2	0	1.0/5.0	137.3	W 49-0
*12/8	St. Louis	15	10	100	66.7	1	0	1.0/3.0	107.6	W 49-10
*12/15	@ Denver	42	18	310	42.9	2	0	1.0/1.0	84.4	L 24-31
*12/22	San Diego	36	23	337	63.9	3	1	3.0/14.0	110.5	W 24-22
*12/28	@ Oakland	32	15	137	46.9	0	1	1.0/5.0	46.0	L 0-24

2003 – Kansas City Chiefs

Date	Opponent	Att.	Comp.	Yds.	Comp.%	TD	INT	Sack/Lost	Rating	Result
*9/7	San Diego	32	21	282	65.6	1	1	3.0/23.0	90.9	W 27-14
*9/14	Pittsburgh	21	15	124	71.4	1	2	1.0/1.0	62.6	W 41-20
*9/21	@ Houston	28	16	262	57.1	1	2	1.0/4.0	70.8	W 42-14
*9/28	@ Baltimore	28	17	159	60.7	1	0	3.0/23.0	88.2	W 17-10
*10/5	Denver	28	15	128	53.6	2	1	0.0/0.0	74.7	W 24-23
*10/12	@ Green Bay	45	27	400	60.0	3	0	0.0/0.0	111.3	W 40-34 OT
*10/19	@ Oakland	22	11	206	50.0	0	1	2.0/12.0	63.8	W 17-10
*10/26	Buffalo	35	20	273	57.1	2	0	0.0/0.0	101.2	W 38-5
*11/9	Cleveland	42	29	368	69.0	3	0	3.0/18.0	119.9	W 41-20
*11/16	@ Cincinnati	42	28	313	66.7	2	0	1.0/9.0	104.6	L 19-24
*11/23	Oakland	33	23	244	69.7	1	0	1.0/2.0	101.1	W 27-24
*11/30	@ San Diego	30	17	155	56.7	2	2	1.0/14.0	65.3	W 28-24
*12/7	@ Denver	47	34	397	72.3	1	0	3.0/16.0	104.7	L 27-45
*12/14	@ Detroit	25	20	341	80.0	3	0	0.0/0.0	158.3	W 45-17
*12/20	@ Minnesota	38	18	224	47.4	0	2	0.0/0.0	44.2	L 20-45
*12/28	Chicago	27	19	162	70.4	1	1	1.0/8.0	82.6	W 31-3
Playoffs										
*1/11	Indianapolis	30	18	212	60.0	1	0	0.0/0.0	92.6	L 34-38

2004 – Kansas City Chiefs

Date	Opponent	Att.	Comp.	Yds.	Comp.%	TD	INT	Sack/Lost	Rating	Result
*9/12	@ Denver	32	16	174	50.0	0	1	1.0/23.0	53.4	L 24-34
*9/19	Carolina	34	17	187	50.0	0	1	3.0/15.0	54.4	L 17-28
*9/26	Houston	30	21	226	70.0	3	1	3.0/28.0	111.2	L 21-24
*10/4	@ Baltimore	31	21	223	67.7	1	0	1.0/3.0	99.3	W 27-24
*10/17	@ Jacksonville	33	23	315	69.7	2	1	6.0/42.0	107.5	L 16-22
*10/24	Atlanta	27	20	269	74.1	0	0	0.0/0.0	105.3	W 56-10
*10/31	Indianapolis	34	27	389	79.4	3	0	1.0/2.0	143.8	W 45-35
*11/7	@ Tampa Bay	42	32	369	76.2	3	2	2.0/15.0	106.2	L 31-34
*11/14	@ New Orleans	33	22	311	66.7	1	2	2.0/14.0	81.8	L 20-27
*11/22	New England	42	27	381	64.3	2	1	4.0/28.0	99.4	L 19-27
*11/28	San Diego	34	21	208	61.8	0	1	1.0/8.0	66.8	L 31-34
*12/5	@ Oakland	35	23	340	65.7	3	1	0.0/0.0	114.0	W 34-27
*12/13	@ Tennessee	32	18	244	56.3	3	1	1.0/7.0	99.0	W 49-38
*12/19	Denver	19	16	224	84.2	3	0	3.0/18.0	155.4	W 45-17
*12/25	Oakland	45	32	358	71.1	2	1	4.0/24.0	100.0	W 31-30
*1/2	@ San Diego	53	33	373	62.2	1	4	0.0/0.0	58.1	L 17-24

*Indicates Games Started



**CHIEFS RECORD BOOK
HIGHEST COMPLETION
PERCENTAGE, CAREER**



1. 61.87 Trent Green (2,072-1,282) .2001-04
 2. 57.97 Steve DeBerg (1,616-934) .1988-91
 3. 57.94 Elvis Grbac (1,548-897) .1997-00
 4. 57.22 Len Dawson (3,696-2,115) .1962-75
 5. 54.73 Bill Kenney (2,430-1,330) .1979-88
- * Minimum 1,000 attempts



**CHIEFS RECORD BOOK
HIGHEST COMPLETION
PERCENTAGE, SEASON**



1. 66.43 Len Dawson (140-93) 1975
2. 66.37 Trent Green (556-369) 2004
3. 63.10 Trent Green (523-330) 2003
4. 61.06 Trent Green (470-287) 2002
5. 60.95 Len Dawson (310-189) 1962



GREEN'S GAMES WITH A 100.0+ RATING (26)



VETERANS

Date	Opponent	Att.	Comp.	Yards	TDs	INTs	Rating	Result
*9/6/98	@ N.Y. Giants	25	17	208	2	0	120.1	L, 24-31
*11/22/98	Arizona	49	30	382	4	1	104.3	L, 42-45
*11/29/98	@ Oakland	31	16	224	3	0	107.5	W, 29-19
#10/22/00	@ Kansas City	21	15	205	2	1	122.0	L, 34-54
#11/5/00	Carolina	42	29	431	2	0	118.3	L, 24-27
†9/30/01	@ Washington	26	21	307	3	0	154.3	W, 45-13
†12/16/01	Denver	21	17	292	1	1	114.8	W, 26-23 OT
†9/29/02	Miami	34	24	328	5	0	140.7	W, 48-30
†10/6/02	@ N.Y. Jets	33	23	296	2	1	105.1	W, 29-25
†11/24/02	@ Seattle	34	26	343	2	1	115.2	L, 32-39
†12/1/02	Arizona	20	14	209	2	0	137.3	W, 49-0
†12/22/02	San Diego	36	23	337	3	1	110.5	W, 24-22
†10/12/03	@ Green Bay	45	27	400	3	0	111.3	W, 40-34 OT
†10/26/03	Buffalo	35	20	273	2	0	101.2	W, 38-5
†11/9/03	Cleveland	42	29	368	3	0	119.9	W, 41-20
†11/16/03	@ Cincinnati	42	28	313	2	0	104.6	L, 19-24
†11/23/03	Oakland	33	23	244	1	0	101.1	W, 27-24
†12/7/03	@ Denver	47	34	397	1	0	104.7	L, 27-45
†12/14/03	Detroit	25	20	341	3	0	158.3	W, 45-17
†9/26/04	Houston	30	21	226	3	1	111.2	L, 21-24
†10/17/04	@ Jacksonville	33	23	315	2	1	107.5	L, 16-22
†10/24/04	Atlanta	27	20	269	0	0	105.3	W, 56-10
†10/31/04	Indianapolis	34	27	389	3	0	143.8	W, 45-35
†11/7/04	@ Tampa Bay	42	32	369	3	2	106.2	L, 31-34
†12/5/04	@ Oakland	35	23	340	3	1	114.0	W, 34-27
†12/25/04	Oakland	45	32	358	2	1	100.0	W, 31-30

(Minimum 20 pass attempts)

*with Washington

#with St. Louis

†with Kansas City

RECORD WHEN GREEN HAS A 100+ RATING

Overall:	16-10	St. Louis:	0-2
Kansas City:	15-6	Washington:	1-2



CHIEFS RECORD BOOK MOST 300-YARD PASSING GAMES, CAREER



- 20 Trent Green 2001-04
- 15 Bill Kenney 1979-88
- 9 Len Dawson 1962-75
- 7 Elvis Grbac 1997-00
- 5 Steve DeBerg 1988-91



CHIEFS RECORD BOOK MOST 300-YARD GAMES, SEASON



- 8 Trent Green 2004
 - 7 Bill Kenney 1983
 - 5 Elvis Grbac 2000
- Trent Green 2003



CHIEFS RECORD BOOK MOST CONSECUTIVE GAMES STARTED QUARTERBACKS



- 64 Trent Green Sept. 9, 2001 - Jan. 2, 2005
 - 44 Len Dawson Oct. 31, 1965 - Sept. 21, 1969
 - 35 Steve DeBerg Nov. 26, 1989 - Dec. 8, 1991
 - 28 Len Dawson Sept. 8, 1962 - Nov. 8, 1963
- Steve Bono Sept. 3, 1995 - Nov. 24, 1996
Elvis Grbac Dec. 26, 1998 - Nov. 19, 2000



CHIEFS RECORD BOOK MOST TOUCHDOWN PASSES, CAREER



- 237 Len Dawson 1962-75
- 105 Bill Kenney 1979-88
- 94 Trent Green 2001-04
- 67 Steve DeBerg 1988-91
- 66 Elvis Grbac 1997-00



CHIEFS RECORD BOOK HIGHEST AVERAGE GAIN CAREER



- 7.77 Trent Green 2001-04
- 7.71 Len Dawson 1962-75
- 7.35 Steve DeBerg 1988-91
- 7.11 Bill Kenney 1979-88
- 6.88 Elvis Grbac 1997-00



GREEN VS. THE NFL
1993-04
(REGULAR SEASON)



Team	G-S	Att.-Comp.	Yds.	TDs	INTs	Rating	300-Yard Games	100.0+ Rating*	W-L Record
Arizona	4-4	146-82	1,126	8	3	90.7	2	2	1-3
Atlanta	1-1	27-20	269	0	0	105.3	0	1	1-0
Baltimore	2-2	59-38	382	2	0	94.0	0	0	2-0
Buffalo	2-2	55-32	470	2	0	98.3	0	1	2-0
Carolina	3-3	118-69	875	4	1	89.5	1	1	1-2
Chicago	1-1	27-19	162	1	1	82.6	0	0	1-0
Cincinnati	1-1	42-28	313	2	0	104.6	1	1	0-1
Cleveland	2-2	71-49	644	4	1	110.3	1	1	2-0
Dallas	2-2	64-34	416	2	2	70.8	0	0	0-2
Denver	9-9	293-180	2,233	10	9	83.6	2	2	3-6
Detroit	1-1	25-20	341	3	0	158.3	1	1	1-0
Green Bay	1-1	45-27	400	3	0	111.3	1	1	1-0
Houston	2-2	58-37	488	4	3	91.7	0	1	1-1
Indianapolis	2-2	77-49	713	6	3	103.4	2	1	1-1
Jacksonville	3-3	99-65	808	5	5	86.6	1	1	1-2
Kansas City	1-0	21-15	205	3	1	122.0	0	1	0-0
Miami	1-1	34-24	328	5	0	140.7	1	1	1-0
Minnesota	1-1	38-18	224	0	2	44.2	0	0	0-1
New England	2-2	67-43	530	5	3	94.7	1	0	0-2
New Orleans	3-2	84-48	715	3	3	82.2	1	0	0-2
N.Y. Giants	4-3	135-82	889	7	2	91.3	0	1	2-1
N.Y. Jets	2-2	64-39	439	3	4	71.0	0	1	1-1
Oakland	9-9	297-169	2,192	13	8	83.6	2	4	6-3
Philadelphia	4-3	90-47	497	2	2	66.8	0	0	1-2
Pittsburgh	2-2	54-31	251	1	3	52.3	0	0	1-1
St. Louis	1-1	15-10	100	1	0	107.6	0	0	1-0
San Diego	10-9	308-185	2,250	14	15	77.4	2	1	6-3
San Francisco	3-3	91-51	704	3	2	82.9	1	0	1-2
Seattle	4-4	147-84	1,166	5	4	82.8	2	1	1-3
Tampa Bay	2-2	75-48	560	4	3	87.6	1	1	1-1
Tennessee	1-1	32-18	244	3	1	99.0	0	0	1-0
Washington	2-2	64-44	673	5	1	122.7	2	1	1-1
Totals	88-83	2,822-1,705	21,607	133	82	87.9	25	26	42-41

* Minimum 20 pass attempts.



CHIEFS RECORD BOOK
MOST PASSES
COMPLETED, SEASON



1. 369 Trent Green (556 att.)..... 2004
2. 346 Bill Kenney (603 att.)..... 1983
3. 330 Trent Green (523 att.)..... 2003
4. 326 Elvis Grbac (547 att.)..... 2000
5. 299 Joe Montana (493 att.)..... 1994



CHIEFS RECORD BOOK
MOST PASSING YARDS
SEASON



1. 4,591 Trent Green..... 2004
2. 4,348 Bill Kenney..... 1983
3. 4,169 Elvis Grbac..... 2000
4. 4,039 Trent Green..... 2003
5. 3,783 Trent Green..... 2001



CHIEFS RECORD BOOK
MOST PASSES
COMPLETED, CAREER



1. 2,115 Len Dawson..... 1962-75
2. 1,330 Bill Kenney..... 1979-88
3. 1,282 Trent Green..... 2001-04
4. 934 Steve DeBerg..... 1988-91
5. 912 Mike Livingston..... 1968-79



CHIEFS RECORD BOOK
MOST PASSES
ATTEMPTED, CAREER



1. 3,969 Len Dawson..... 1962-75
2. 2,430 Bill Kenney..... 1979-88
3. 2,072 Trent Green..... 2001-04
4. 1,751 Mike Livingston..... 1968-79
5. 1,616 Steve DeBerg..... 1988-91

92

Carlos HALL

Defensive End • 6-4 • 259

Arkansas

Trade - Tennessee (2005)

NFL 4th (1st with Chiefs)

GP/GS: (45/31) Playoffs: (4/2)



Born: January 16, 1979
Mariana, Arkansas

Pro Career: Aggressive newcomer at defensive end instantly adds speed and intensity to the Chiefs defensive line ... Joined the Chiefs on April 6th via a trade with Tennessee after spending three productive seasons with the Titans ... Is reunited in Kansas City with Chiefs defensive coordinator Gunther Cunningham, who spent time on the Titans defensive staff from 2001-03 ... Should see duty working into the Chiefs defensive end rotation in 2005 ... Has spent most of his career working at the right DE post and is expected to concentrate his efforts at that post for the Chiefs ... Unrelenting performer who always seems to find the ball ... Has shown potential to be a dangerous pass rusher with 13.5 sacks over three seasons, including a career-high 8.0 sacks as a rookie in 2002 ... A converted college linebacker, made an immediate splash in the NFL registering 3.0 sacks in his first NFL game vs. Philadelphia (9/8/02) en route to earning All-Rookie honors from *Pro Football Weekly* ... Owns 45 games (31 starts) of NFL experience, producing 208 tackles (127 solo), 13.5 sacks (-57.5 yards), 13 tackles for loss, a fumble recovery, two forced fumbles, 31 QB pressures and five passes defended ... Appeared in four postseason games (two starts), recording nine tackles, three tackles for loss, one fumble recovery and three QB pressures.

Transactions: Was traded to Kansas City from Tennessee (4/6/05) in exchange for the Chiefs fifth-round draft choice (150th overall - used on T Daniel Loper) in 2005 ... Signed a one-year contract with Tennessee (4/6/05) ... Signed a three-year contract with Tennessee (7/15/02) ... Entered the NFL as a seventh-round draft choice (240th overall) of Tennessee in 2002.

Tennessee (2002-04): Played in 45 games (31 starts), registering 208 tackles (127 solo), 13.5 sacks (-57.5 yards), 13 tackles for loss, one fumble recovery, two fumbles forced, 31 QB pressures and five passes defended ... Also saw action in four postseason games (two starts) with Tennessee, recording nine tackles, three tackles for loss, one fumble recovery and three QB pressures.

2004: Started 14 games at right defensive end ... Recorded a career-high 72 tackles (42 solo), 2.5 sacks (-11.0 yards), seven tackles for loss, one fumble recovery, one forced fumble and seven QB pressures ... Posted two tackles and half a sack of Peyton Manning vs. Indianapolis (9/19) ... Set a career-high with 13 tackles (six solo), including

two for a loss vs. Jacksonville (9/26) ... Tallied seven tackles, a sack of David Carr and a fumble recovery vs. Houston (10/17) ... Inactive for games vs. Cincinnati (10/31) and vs. Chicago (11/14) after undergoing arthroscopic surgery on his right knee ... Was credited with four tackles and a sack of Joey Harrington vs. Detroit (1/2).

EXTRA POINTS

Hall was a teammate of current Chiefs LB Quinton Caver at the University of Arkansas, where this duo of Razorbacks frequently enjoyed fishing excursions on Beaver Lake in Fayetteville, Arkansas.

2003: Appeared in 16 games (four starts), racking up 66 tackles (42 solo), 3.0 sacks (-13.0 yards), four tackles for loss and 13 QB pressures ... Posted three tackles and a sack of Rich Gannon vs. Oakland (9/7) ... Accounted for four tackles and a sack of Brian Griese vs. Miami (11/9) ... Started his first game of the season at right defensive end at Atlanta (11/23), collecting five tackles and a tackle for loss ... Made a season-high eight tackles and had a sack of Peyton Manning vs. Indianapolis (12/7) ... Played in an AFC Wild Card Playoff Game at Baltimore (1/3/04) ... Saw duty in an AFC Divisional Playoff Game at New England (12/10/04), registering one tackle and a fumble recovery.

2002: Played in 15 games (13 starts) as a rookie for the Titans, earning All-Rookie honors from *Pro Football Weekly* ... Produced 70 tackles (43 solo) as well as a career-high 8.0 sacks (-33.5 yards), two tackles for loss, a fumble forced, 11 QB pressures and five passes defended ... Also started two postseason games, totaling eight tackles, three tackles for a loss and three QB pressures ... Finished his first career NFL game with seven tackles, 3.0 sacks of Donovan McNabb and a forced fumble vs. Philadelphia (9/8). Became only the second player in NFL history to record 3.0 sacks in his first NFL game joining former Cleveland LB Chip Banks who accomplished the feat at Seattle (9/12/82) ... Made his first career start at Dallas (9/15), making five tackles from the right defensive end position ... Was credited with five tackles and a sack of Rich Gannon at Oakland (9/29) ... Produced a season-high nine tackles and a sack against David Carr vs.

Houston (11/10) ... Posted six tackles and a sack of Kerry Collins at the N.Y. Giants (12/1) ... Accounted for four tackles and a sack of Tom Brady vs. New England (12/16) ... Started an AFC Divisional Playoff Game vs. Pittsburgh (1/11/03), making five tackles.. two tackles for a loss and two QB pressures ... Started the AFC Championship Game at Oakland (1/19/03), producing three tackles, one tackle for loss and a QB pressure.

College: Former collegiate linebacker appeared in 41 career games (32 starts) for the University of Arkansas ... Named honorable mention All-America by *Street & Smith's* and second-team All-SEC by the *Associated Press* as a senior ... Recorded 29 career tackles behind the line of scrimmage ... Accounted for 49 tackles, five tackles for loss, a sack, a fumble recovery and two forced fumbles in his final campaign for the Razorbacks ... Selected to *Knoxville News-Sentinel's* All-SEC freshman team after recording 45 tackles, 11 stops behind the line of scrimmage and 5.0 sacks as a freshman ... Majored in Recreation at Arkansas.

Personal:

- A standout two-sport athlete at Lee High School in Marianna, Arkansas where he earned all-state, all-conference and all-district honors in both football and basketball.
- Played linebacker and tight end, registering 150 tackles on defense and six TDs on offense.
- Selected to play in Arkansas All-Star Game following his senior season.
- Recruited by several NCAA Division I powerhouse basketball programs like Cincinnati and Oklahoma State before choosing Arkansas where he was recruited to play both basketball and football.
- Was a close friend and teammate of Chiefs LB Quinton Cover while the two were collegiate performers at Arkansas.
- Was an active participant in Titans DE Kevin Carter's Celebrity Waiter's Dinner while a member of Tennessee.
- Full name: Carlos DeShaun Hall.
- Married, wife Jaimi with a son Keiondre (6) and a daughter Kunleigh (1).
- The Halls reside in Marianna, Arkansas.



HALL'S NFL STATISTICS



Year	Team	TACKLES			FUMBLES		SACKS	PASSES	QB	SP. TM	
		G-S	Solos	Asst. Total	Rec.	For.					No./Yds. Defensed
2002	Tennessee	15-13	43	27	70	0	1	8.0/33.5	5	11	0
2003	Tennessee	16-4	42	24	66	0	0	3.0/13.0	0	13	0
2004	Tennessee	14-14	42	30	72	1	1	2.5/11.0	0	7	0
Totals		48-31	127	81	208	1	2	13.5/55.5	5	31	0

POSTSEASON

Year	Team	TACKLES			FUMBLES		SACKS	PASSES	QB	SP. TM	
		G-S	Solos	Asst. Total	Rec.	For.					No./Yds. Defensed
2002	Tennessee	2-2	5	3	8	0	0	0.0/0.0	0	3	0
2002	Tennessee	2-0	1	0	1	1	0	0.0/0.0	0	0	0
Totals		4-2	6	3	9	1	0	0.0/0.0	0	3	0

SINGLE-GAME CAREER HIGHS

Tackles: 13 (six solo) vs. Jacksonville (9/26/04)
Sacks: 3.0 vs. Philadelphia (9/8/02)
Forced Fumble: 1 vs. Philadelphia (9/8/02) at Green Bay (10/11/04)

Fumble Recovery: 1 vs. Houston (10/17/04)
Passes Defensed: 2 at N.Y. Giants (12/1/02)
QB Pressures: 2, nine times, last vs. Kansas City (12/13/04)

THE TURNOVER TRIPLE CROWN



Over the past 15 seasons ('90-04), no NFL team has a better turnover ratio than Kansas City. The Chiefs are 70 turnovers better than second-place Pittsburgh in that category. Kansas City also leads the league in total takeaways and fewest turnovers committed over that same 15-year span.



BEST TURNOVER RATIO
1990-04

1. Chiefs +153
2. Steelers +83
3. Jets +64
- 49ers +64
5. NYG/PHI +54

MOST TAKES
1990-04

1. Chiefs 509
2. Steelers 505
3. Eagles 499
4. Saints 485
5. Seahawks 481

FEWEST GIVES
1990-04

1. Chiefs 356
2. Giants 381
3. 49ers 391
4. Cowboys 413
5. Jets 416

Two-Time Pro Bowler (2002-03)

82

Dante HALL

Wide Receiver • 5-8 • 187

Texas A&M

Draft (No. 5a - 2000)

Born: September 20, 1978
Houston, Texas

NFL: 6 (6th with Chiefs)

GP/GS: (66/8) Playoffs: (1/0)



VETERANS

Pro Career:

Two-time Pro Bowl kick returner enters his sixth campaign in Kansas City in 2005 ... Only the second player in Chiefs history to garner a Pro Bowl selection as a return artist, joining J.T. Smith who earned the honor after the '80 season ... Unquestionably one of the most exciting return men in the league today ... Owns a franchise-record nine kick return TDs (5 KORs, 4 PRs) dating back to the start of the 2002 campaign, the highest total of any player in the league over that three-season span ... Continues to develop as a big-play performer in the passing game, owning a trio of 100-yard receiving games ... Is listed as a wide receiver, but is a true triple-threat performer who can make a difference as a receiver, runner or return man ... Can line up in the backfield or split out, making him especially difficult to defend, particularly in third-down situations ... One of the speediest players on the Kansas City squad, can run by defenders, but has also displayed the ability to elude even the most seasoned defenders with his ability to stop, start, shimmy and shake ... Continued to rewrite the Chiefs record book in 2004, becoming the franchise's all-time leader in special teams TDs (9), kickoff return TDs (5), kickoff returns (242), kickoff return yards (5,877), while establishing single-season team marks for kickoff returns (68) and kickoff return yards (1,718) ... Needs just one more kickoff return TD to tie the NFL career record of six currently shared by RBs Ollie Matson, Gale Sayers, Travis Williams and Mel Gray ... Hall's nine combined kick return TDs (kickoffs and punts) are tied for third in NFL history with Matson, Gray and CB Deion Sanders. RB Brian Mitchell (13) owns the NFL record and RB Eric Metcalf (12) is second ... Enjoyed one of the most prolific seasons of any return man in league annals in 2003, becoming the first player to ever register a kick return TD (kickoff or punt) in four consecutive games ... Was just the eighth

player in NFL annals to have four such return scores over the course of the entire regular season and was the first to do it since Denver WR Rick Upchurch in '76. Interestingly, the first player to accomplish that feat was Detroit RB Jack Christiansen — the late father-in-law of Chiefs trainer Dave Kendall — who did it in '51 ... For good measure, Hall added a 92-yard kickoff return TD in an AFC Divisional Playoff

EXTRA POINTS

Became the first Chiefs player to appear on the "Late Show with David Letterman" on October 30, 2003. Flew to New York on the bye week after setting an NFL record by producing four straight games with a kick return score.

Game vs. Indianapolis (1/11/04), making him the first player in league history to register five kick return scores in a season when you include the playoffs ... Owning the ability to score from any spot on the field, his 13 career regular season TDs (five KORs, four PRs and four receptions) have come from an average distance of 82.4 yards, the longest distance of any player in NFL history with at least 10 scores ... The Chiefs are 7-1 in regular season play when he registers a TD on a kick or punt return ... Sits at or near the top of virtually every Chiefs career, season and single-game record list as a return man ... Owns Kansas City records for career punt return average (11.48), as well as single-game team marks for punt (35.00) and kickoff return average (48.67) ... His four career punt return TDs are tied with WR Tamarick Vanover for the club's all-time lead ... Is one of just eight players in Chiefs history to record a TD three different ways ... Ranks third in club annals with 119 punt returns, needing 63 more to overtake Vanover (181) for second. J.T. Smith owns the team record at 220 ... His 1,366 career punt return yards are third in team history, trailing only Vanover (1,930) and Smith (2,322) ... Holds the Chiefs record for the longest punt return in team history (93 yards) and the second-longest kickoff return (100 yards) ... A true all-purpose threat, his 2,446 combined net yards in 2004 were the highest tally ever amassed in a season by a Chiefs player ... Got his first pro return score on a 90-yard punt return TD vs. Arizona (12/1/02), starting a string of nine return touchdowns over his last 37 regular season contests ... Recorded



NFL RECORD BOOK MOST COMBINED KICK RETURNS TDs, CAREER



- | | | | |
|----|----|-------------------|----------------------|
| 1. | 13 | Brian Mitchell | 4 KORs, 9 PRs |
| 2. | 12 | Eric Metcalf | 2 KORs, 10 PRs |
| 3. | 9 | Dante Hall | 5 KORs, 4 PRs |
| | | Ollie Matson | 6 KORs, 3 PRs |
| | | Mel Gray | 6 KORs, 3 PRs |
| | | Deion Sanders | 3 KORs, 6 PRs |

a rare daily double by getting an 88-yard kickoff return TD and an 86-yard punt return TD vs. St. Louis (12/8/02), making him just the 21st player in NFL history to score on both a kickoff return and a punt return in the same game and the only individual in Chiefs annals to own that distinction ... Has been named AFC Special Teams Player of the Week seven times, the most of any player in Chiefs history ... Took over Kansas City's return duties on a full-time basis in 2001 after seeing limited action in that role as a rookie in 2000 ... Joins a growing list of NFL Europe alumni playing in the NFL after spending the spring of 2001 playing for the Scottish Claymores ... Was inducted into the Claymores Hall of Fame in April of 2004 ... Owns 66 games of regular season experience with eight starts, taking snaps on offense in 53 games ... Has touched the ball a total of 483 times on returns, rushes and receptions, producing 8,411 combined net yards with 13 TDs, good for an average of 17.4 yards every time he gets the pigskin in his hands ... Needs just 25 more receiving yards to join Smith as the only other player in franchise history to own 1,000 or more yards as a receiver, a kickoff returner and a punt returner ... Has returned 242 kickoffs for 5,877 yards (24.3 avg.) with five TDs ... Owns 119 punt returns for 1,366 yards (11.5 avg.) with four TDs ... Has 37 rushes for 193 yards (5.2 avg.) and 85 receptions for 975 yards (11.5 avg.) with four scores.

Transactions: Signed a five-year contract with Kansas City (1/23/03) ... Signed a three-year contract with Kansas City (7/6/00) ... Selected by Kansas City in the fifth round (153rd overall) of the 2000 draft.



**NFL LEADERS
MOST KICK RETURNS
FOR TDs, 2002-04**



1. **9 Dante Hall** 5 KORs, 4 PRs
2. **6 Eddie Drummond** 2 KOR, 4 PRs
3. **3 Nine players tied**

2004: Played in 16 games (six starts) at WR and as the club's return specialist ... Totaled 124 touches for 2,236 yards (18.0 avg.) with two TDs ... Caught 25 passes for 230 yards (9.2 avg.) and rushed eight times for 56 yards (7.0 avg.) ... Also had 68 kickoff returns for a career-high 1,718 yards (25.3 avg.) with two TDs and 23 punt returns for 232 yards (10.1 avg.) ... Was fourth in the AFC and tied for seventh in the NFL with a 10.1-yard punt return average ... His 25.3 kickoff return average was second in the AFC and fifth in the NFL ... Set single-season team records with 68 kickoff returns and 1,718 kickoff return yards ... Became the first player in Kansas City history to register a pair of kickoff return TDs back-to-back seasons ... Started at WR at Denver (9/12) ... Started at WR vs. Houston (9/26), touching the ball 13 times for 198 yards ... Started at WR at Baltimore (10/4) ... Handled the ball 10 times for 211 yards vs. Indianapolis (10/31), including six kickoff returns for 122 yards. Also added a season-long 46-yard reception ... Registered 197 yards

on 11 touches at New Orleans (11/14), including a season-high four catches for 22 yards ... Handled the pigskin eight times for 242 yards vs. San Diego (11/28). Returned six kickoffs for a career-high 233 yards with a 96-yard TD, the third-highest single-game yardage tally in team history. Registered his 213th career kickoff return in the second quarter, passing WR Tamarick Vanover (212) for the most in Chiefs history. On a 77-yard kickoff return in the third quarter, he bypassed Vanover (5,099) for the most kickoff return yards in franchise history ... Earned AFC Special Teams Player of the Week honors vs. Denver (12/19) thanks to a 97-yard kickoff return TD on the opening kickoff. It was his fifth career KO return TD, the most in Chiefs history, passing Vanover (4). It was also his ninth career special teams TD, moving him ahead of Vanover (8) for the most in franchise annals ... Touched the ball 10 times for 194 yards to win AFC Special Teams Player of the Week honors vs. Oakland (12/25), marking the team-record seventh time he had claimed that honor. Returned six kickoffs for 175 yards, including a 49-yard return to set up the game-winning field goal. Became the Chiefs single-season record holder for kickoff returns and kickoff return yards on his first return of the game.

2003: Served as a WR and the club's returner in 16 games with two starts at WR ... Was selected to his second consecutive Pro Bowl as a kick returner, becoming the first Chiefs player to earn two Pro Bowl invites as a kick returner ... Was named the NFL Alumni 2003 Special Teams Player of the Year ... Collected All-Pro honors from the Associated Press and was named to the Phil Simms All-Iron Team ... Touched the ball 142 times for a franchise-record 2,446 combined net yards (17.2 avg.) with five TDs on returns, receptions and rushes ... Posted 57 kickoff returns for 1,478 yards (25.9 avg.) with two TDs ... That KOR yardage tally led the AFC and ranked second in the NFL, while his 25.9-yard kickoff return average ranked second in the AFC and third in the NFL ... Was second in the AFC and tied for fifth in the NFL with 34 kickoff returns of 20+ yards ... Returned 29 punts for 472 yards with two TDs, good for a league-high average of 16.28. That 16.28-yard punt return average ranked as the top single-season mark in team history, bypassing the previous record of 15.36 by Abner Haynes ('60) ... Those 472 punt return yards ranked second in the AFC and third in the NFL ... Tied for second in the NFL with eight punt returns of 20+ yards ... Set career highs as a receiver with 40 catches for 423 yards (10.6 avg.) with one TD and 16 carries for 73 yards (4.6 avg.) ... Was the only NFL player to return both a kickoff and punt for a TD in 2003 ... His two kickoff return TDs tied with RB Paul Palmer ('87) and WR Tamarick Vanover ('95) for the best single-season total in team history ... His two punt returns for scores tied with WR J.T. Smith ('79 and '80) for the most in a season in KC annals ... Became just the eighth player in NFL history to return four kicks for TDs in a season and was the only player to return five in a season when you include the playoffs ... Compiled an NFL-record streak of four consecutive games with a kick return TD, winning

AFC Special Teams Player of the Week honors following each of those contests, becoming the first player to win that award four consecutive weeks. Had a 100-yard kickoff return TD vs. Pittsburgh (9/14), a 73-yard punt return TD vs. Houston (9/21), a 97-yard kickoff return TD at Baltimore (9/28) and a 93-yard punt return TD vs. Denver (10/5) ... Totaled 10 touches for 229 yards vs. Pittsburgh (9/14). His 100-yard KOR score was the second-longest kickoff return TD in Chiefs history and the longest since WR Noland Smith set an NFL record with a 106-yard kickoff return vs. Denver (12/17/67), Hall's 48.67 kickoff return average broke his previous team mark of 44.67 set vs. St. Louis (12/8/02) ... Touched the ball nine times for 174 yards at Houston (9/21) as his lone punt return of the day resulted in a 73-yard TD. Also added a career-high four carries for 33 yards. Became the first player in Chiefs history to earn back-to-back Conference Player of the Week honors ... Totaled six touches for 112 yards at Baltimore (9/28). Recorded three kickoff returns for 121 yards (40.3 avg.) with a 97-yard return score. That 97-yard return tied for the longest allowed by Baltimore and as the fifth-longest in Kansas City history. With the score tied at 10-10 with 5:31 remaining in the fourth quarter, the Ravens were flagged for offsidess after Hall had been stopped for a 12-yard gain on a kickoff return. Baltimore was forced to kick off again and Hall responded with the game-winning score ... Was named the AFC Special Teams Player of the Month for September after returning 11 kickoffs for 390 yards (35.5 avg.) with two scores and nine punts for 154 yards (17.1 avg.) with one TD ... Touched the ball 10 times for 223 yards vs. Denver (10/5). Returned three punts for 105 yards, including a franchise-long 93-yard TD. That punt return was the longest in the NFL since L.A. Rams CB Robert Bailey returned one an NFL record 103 yards at New Orleans (10/23/94) and the first returned from inside the 10-yard line for a TD since Bailey in '94. With the Chiefs trailing 23-17 with 8:45 left in the game, Hall fielded the ball at the seven-yard line and zig-zagged his way to daylight along the left sideline for his second straight game-winning score. His 35.00-yard punt return average established a Chiefs single-game record, breaking the previous mark of 28.67 shared by RB Mike Garrett (9/11/66) and Smith (9/15/68) ... Registered 13 touches for 148 yards at Green Bay (10/12), posting two punt returns for 62 yards and four kickoff returns for

54 yards. Nearly registered his fifth straight return score as P Josh Bidwell made the TD-saving tackle on a 30-yard punt return in the second quarter ... Registered the second 100-yard receiving day of his career with a four-catch, 107-yard effort that included a 67-yard TD pass vs. Buffalo (10/26) ... Was sacked on his first career pass attempt vs. Cleveland (11/9) ... Touched the ball a career-high 19 times for a career-best 296 combined net yards (15.6 avg.) at Denver (12/7). Caught a career-high 11 passes for 124 yards and rushed two times for 15 yards. Also returned six kickoffs for 157 yards. Those 296 combined net yards were the third-highest single-game total in team history, while his 11 receptions tied as the third-best single-game total in team annals ... Bypassed RB Priest Holmes' single-season record for combined net yards in a season (2,287 in 2002) at Minnesota (12/20) ... Touched the ball nine times for 227 yards (25.2 avg.) with two TDs in an AFC Divisional Playoff Game vs. Indianapolis (1/11/04). Returned seven kickoffs for a team-record 208 yards (29.7 avg.) with a 92-yard TD and added two catches for 19 yards with a nine-yard TD. His franchise-record 208 kickoff return yards were the third-highest single-game total in NFL postseason annals. His 227 combined net yards ranked as the second-best single-game tally in club history, trailing only RB Ed Podolak's 350-yard performance vs. Miami (12/25/71).

CHIEFS RECORD BOOK
MOST SPECIAL TEAMS
SCORES, CAREER

1. 9 Dante Hall (4 PRs, 5 KORs) 2000-04
2. 8 Tamarick Vanover (4 PRs, 4 KORs) .. 1995-99
3. 4 J.T. Smith (4 PRs) 1978-84
4. 2 Five players tied

2002: Saw action in 16 games as a reserve WR and return specialist ... Was selected to his first Pro Bowl as a kick returner ... Produced 117 total touches for 2,120 combined net yards (18.1 avg.) with six TDs, the fifth-highest seasonal yardage tally in team history ... Had 57 kickoff returns for 1,354 yards (23.8 avg.) with one TD to go with 29 punt returns for 390 yards (13.4 avg.) with two TDs ... Added 11 carries for 54 yards (4.9 avg.) and 20 receptions for 322 yards (16.1 avg.) with three scores ... His 1,354 kickoff return yards were the third-highest seasonal total in team history, ranking



DANTE'S PLAYGROUND

In September of 2004 WR Dante Hall partnered with Thrivent Financial for Lutherans, KaBoom! and the Kansas City Missouri Parks and Recreation Department to construct an inner-city playground. The new playground was part of a beautification project at Blue Valley Park in Kansas City, Missouri. In one day, Hall and hundreds of volunteers erected a state-of-the-art recreation facility and had an official ribbon-cutting with students from McCoy Elementary School. Hall's X-Factor Foundation, Thrivent and KaBoom! are scheduled to build another playground in Kansas City, Kansas in the fall of 2005.

second in the AFC and third in the NFL on the season ... Ranked third in the AFC and fifth in the NFL with a 13.4-yard punt return average ... His two punt returns for TDs tied the Chiefs single-season mark ... Joined Oakland RB Terry Kirby and New Orleans WR Michael Lewis as the only players in the NFL to return both a punt and kickoff for a TD on the season ... Recorded a career-high seven KO returns for 192 yards (27.4 avg.) at Cleveland (9/8). Added two carries for 14 yards and caught his first NFL pass for four yards ... Registered two carries for a career-best 34 yards, including a career-long 21-yard carry at New England (9/22) ... Touched the ball a season-high 11 times for 120 yards vs. Miami (9/29) ... Scored his first NFL TD on a weaving 60-yard reception at the N.Y. Jets (10/6) ... Returned a career-best six punts for a career-high 128 yards (21.3 avg.) vs. Arizona (12/1). Registered his first career return score on a 90-yard punt runback, the club's first punt return for a score since WR Tamarick Vanover had an 84-yarder vs. Oakland (1/2/00) ... Returned three kickoffs for 134 yards with an 88-yard TD and had two punt returns for 95 yards with an 86-yard TD vs. St. Louis (12/8). Earned AFC Special Teams Player of the Week honors for his efforts and became the 21st player in NFL history to record two kick returns (kickoff or punt) for TDs in a single game and the only Chiefs player to accomplish that feat. His 86-yard punt return tied for the third-longest in team history, while his 44.67 kickoff return average set a Chiefs single-game record ... Tied a season high with 11 touches for a season-high 259 yards (23.5 avg.) at Denver (12/15). Caught a season-high five passes for a career-high 143 yards (28.6 avg.) with two TDs. Got his first score of the game on a career-long 75-yard reception in the third quarter and then produced an electrifying 49-yard TD catch in the fourth quarter in which he stopped, started and shifted numerous times to dodge several defenders in one of the NFL's most exciting plays of the season.

2001: Appeared in 13 games as the club's return specialist and took snaps in five games on offense ... Registered 43 KO returns for 969 yards (22.5 avg.) ... Returned 32 punts for 235 yards (7.3 avg.) and had two rushes for 10 yards ... Ran back punts and kickoffs for the club in the season's initial four games ... Was inactive vs. Pittsburgh (10/14), at Arizona (10/21) and vs. Indianapolis (10/25) with a shoulder injury suffered vs. Denver (10/7) ... Returned to the lineup at San Diego (11/4) ... Had five KO returns for a season-high 131 yards with a long of 59 yards vs. Philadelphia (11/29), as well as one rush for four yards ... Returned three KOs for 106 yards, including a season-long 71-yard return at Oakland (12/9) ... Had a season-high six KO returns for 108 yards vs. Denver (12/16) ... Returned five KOs for 122 yards at Jacksonville (1/20/03).

NFL Europe (2001): Started nine games at WR for the Scottish Claymores ... Ranked sixth in the NFL with 34 receptions and was eighth with 462 yards for five scores ... Led the league with 26 KO returns for 635 yards (24.4 avg.) and was second in punt returns with 15 for 177 yards (11.8 avg.) ... Was second in NFL Europe with 1,286 combined net yards.

2000: Played on special teams in five games, returning 17 KOs for 358 yards (21.1 avg.) and six punts for 37 yards (6.2 avg.) ... Was inactive for the first three games due to a back injury ... Made his NFL debut at Denver (9/24), returning five KOs for 108 yards ... Also handled the club's kickoff return duties vs. Seattle (10/2), vs. Oakland (10/15), vs. St. Louis (10/22) and at Seattle (10/29) ... Was inactive for the final eight games of the season.



**CHIEFS RECORD BOOK
HIGHEST PUNT RETURN
AVERAGE, CAREER**



1. 11.48	Dante Hall (119-1,366)	2000-04
2. 11.11	Noland Smith (53-589)	1967-69
3. 10.87	Abner Haynes (54-587)	1960-64
4. 10.66	Tamarick Vanover (181-1,930)	1995-99

College: Finished his collegiate career with 4,707 all-purpose yards, the second-highest tally in school history at the time, trailing only Darren Lewis, who racked up 5,138 yards from '87-90 ... Also ranked second in Aggies history with 943 career punt return yards ... Saw action in 43 career games (25 starts), rushing 522 times for 2,818 yards (5.4 avg.) and 22 TDs ... Finished his career with eight 100-yard rushing contests ... Also caught 22 passes for 260 yards ... Had 78 career punt returns for 943 yards (12.1 avg.) and two TDs ... Returned 32 KOs for 686 yards (21.4 avg.), as well ... Final collegiate tally showed 654 total touches for 4,707 yards and 24 TDs ... Appeared in six games, starting four contests before being ruled ineligible for the remainder of the season in '99 ... Finished the year with 53 carries for 179 yards and a pair of TDs ... Added five receptions for 59 yards ... Produced 134 yards on 11 punt returns and 34 yards on three kickoff returns ... Played in all 13 games, starting nine contests his junior year in '98 ... Led the team in rushing with 243 carries for 1,024 yards and eight scores ... Caught six passes for 92 yards ... Returned eight KOs for 172 yards (21.5 avg.) and had seven punt returns for 28 yards ... Played in 12 games with 11 starts as a sophomore ... Led the team with 134 carries for 973 yards and nine TDs ... Grabbed eight passes for 97 yards ... Gained 208 yards with a score on 17 punt returns and had 156 yards on seven KO returns (22.3 avg.) ... Played in all 12 games with one start as a redshirt freshman ... Ranked third on the team with 92 carries for 642 yards and three TDs ... Set school seasonal records with 43 punt returns for 573 yards (13.3 avg.) and a score ... Added 324 yards on 14 kickoff returns (23.1 avg.) and 12 yards on three catches ... Majored in Sociology at Texas A&M.

Personal:

- An All-America selection as a senior at Nimitz High School in Houston, Texas, the same school attended by current Denver RB Quentin Griffin.
- Has partnered with the NFL's "Play It Smart" program, serving as a mentor to the Central High School football team in Kansas City.
- Was nicknamed "The Human Joystick" by Voice of the Chiefs Mitch Holthus due to his innate ability to stop and start on a dime and change direction, much like a player in a video game.

- Is scheduled to kick off his "Homes for the Holidays" in Kansas City, Kansas in November of 2005.
- Known as the "X-Factor" and serves as a spokesman for a Gatorade product by that name and has a book entitled "Dante Hall: X-Factor."
- Established the "X-Factor Foundation" in 2004 which benefits single mothers and urban development.
- Was invited to the 2004 Laureus Sports Awards in Estoril, Portugal in recognition of his achievements as an NFL player in 2003.
- Named the Ameritrust Mortgage Neighborhood MVP in November of 2004. The award is given each week during the NFL season to a player who is dedicated to making physical improvements to neighborhoods in his community.
- Hosted his own radio show in 2003 and added a TV show to his repertoire in 2004.
- Named the 2003 Boys & Girls Clubs of Greater Kansas City "Role Model of the Year," an award selected by the children.
- Received the Special Achievement for Professional Athletics Award from the Kansas City Sports Commission in 2004.
- Has his own website: www.xfactor82.com.
- Full name: Damieon Dante Hall.
- Single, resides in Overland Park, Kansas.



HALL'S NFL STATISTICS



Year	Team	G-S	RECEIVING					RUSHING				
			No.	Yds.	Avg.	LG	TD	No.	Yds.	Avg.	LG	TD
2000	Kansas City	5-0	0	0	0.0	--	0	0	0	0.0	--	0
2001	Kansas City	13-0	0	0	0.0	--	0	2	10	5.0	6	0
2002	Kansas City	16-0	20	322	16.1	75	3	11	54	4.9	21	0
2003	Kansas City	16-2	40	423	10.6	67	1	16	73	4.6	16	0
2004	Kansas City	16-6	25	230	9.2	22	0	8	56	7.0	17	0
Totals		66-8	85	975	11.5	75	4	37	193	5.2	21	0

Year	Team	No.	PUNT RETURNS				KICKOFF RETURNS				
			Yds.	Avg.	LG	TD	No.	Yds.	Avg.	LG	TD
2000	Kansas City	6	37	6.2	22	0	17	358	21.1	36	0
2001	Kansas City	32	235	7.3	26	0	43	969	22.5	71	0
2002	Kansas City	29	390	13.4	90	2	57	1,354	23.8	88	1
2003	Kansas City	29	472	16.3	93	2	57	1,478	25.9	100	2
2004	Kansas City	23	232	10.1	46	0	68	1,718	25.3	97	2
Totals		119	1,366	11.5	93	4	242	5,877	24.3	100	5

Additional Stats: Was sacked for a two-yard loss vs. Cleveland (11/9/03).

POSTSEASON

Year	Team	G-S	RECEIVING					RUSHING				
			No.	Yds.	Avg.	LG	TD	No.	Yds.	Avg.	LG	TD
2003	Kansas City	1-0	2	19	9.5	10	1	0	0	0.0	--	0
Totals		1-0	2	19	9.5	10	1	0	0	0.0	--	0

Year	Team	No.	PUNT RETURNS				KICKOFF RETURNS				
			Yds.	Avg.	LG	TD	No.	Yds.	Avg.	LG	TD
2003	Kansas City	0	0	0.0	--	0	7	208	29.7	92	1
Totals		0	0	0.0	--	0	7	208	29.7	92	1

SINGLE-GAME CAREER HIGHS

Rushing Attempts: 4 at Houston (9/21/03)
Rushing Yards: 34 at New England (9/22/02)
Long Rush: 21 at New England (9/22/02)
Receptions: 11 at Denver (12/7/03)
Receiving Yards: 143 at Denver (12/15/02)
Long Reception: 75 at Denver (12/15/02)
Receiving TDs: 2 at Denver (12/15/02)
Punt Returns: 6 vs. Arizona (12/1/02)
Punt Return Yards: 128 vs. Arizona (12/1/02)
Long Punt Return: 93 vs. Denver (10/5/03)
 90 vs. Arizona (12/1/02)

Punt Return TDs: 1, four times, last
 vs. Denver (10/5/03)
Kickoff Returns: 7 at Cleveland (9/8/02)
KO Ret. Yards: 233 vs. San Diego (11/28/04)
Long KO Return: 100 vs. Pittsburgh (9/14/03)
 97 at Baltimore (9/28/03)
 97 vs. Denver (12/19/04)
Kickoff Return TDs: 1, three times, last
 at Baltimore (9/28/03)
Total Touches: 19 at Denver (12/7/03)
Combined Net Yards: 296 at Denver (12/7/03)

STREAKS AND MILESTONES: Is first in club history with 242 career kickoff returns and 5,877 kickoff return yards. Is third in team annals with 1,366 career punt return yards and needs 565 more yards to move ahead of Vanover (1,930) for second. His four career punt returns for TDs are tied with J.T. Smith and Vanover for first in team history. His 119 punt returns are third in club history, needing 63 more punt returns to pass Vanover (181) for second. Is first in team history with nine special teams scores and five kickoff return TDs.

HALL'S GAME-BY-GAME STATISTICS

2000 — Kansas City Chiefs

Date	Opponent	Punt Returns				Kickoff Returns					
		No.	Yds.	Avg.	LG	TD	No.	Yds.	Avg.	LG	TD
9/3	Indianapolis										
9/10	@ Tennessee										
9/17	San Diego										
9/24	@ Denver	0	0	0.0	--	0	5	108	21.6	24	0
10/2	Seattle	2	27	13.5	22	0	3	81	27.0	35	0
10/15	Oakland	1	11	11.0	11	0	3	84	28.0	36	0
10/22	St. Louis	2	-2	-1.0	0	0	2	24	12.0	24	0
10/29	@ Seattle	1	1	1.0	1	0	4	61	15.3	17	0
11/5	@ Oakland										
11/12	@ San Francisco										
11/19	Buffalo										
11/26	@ San Diego										
12/4	@ New England										
12/10	Carolina										
12/17	Denver										
12/24	@ Atlanta										

2001 — Kansas City Chiefs

Date	Opponent	Punt Returns				Kickoff Returns					
		No.	Yds.	Avg.	LG	TD	No.	Yds.	Avg.	LG	TD
9/9	Oakland	0	0	0.0	--	0	1	21	21.0	21	0
9/23	N.Y. Giants	2	15	7.5	13	0	2	42	21.0	21	0
9/30	@ Washington	3	19	6.3	9	0	3	68	22.7	26	0
10/7	@ Denver	4	47	11.8	26	0	3	61	20.3	28	0
10/14	Pittsburgh										
10/21	@ Arizona										
10/25	Indianapolis										
11/4	@ San Diego	3	26	8.7	12	0	3	67	22.3	28	0
11/11	@ N.Y. Jets	2	21	10.5	17	0	4	71	17.8	24	0
11/25	Seattle	4	24	6.0	8	0	2	34	17.0	22	0
11/29	Philadelphia	2	22	11.0	15	0	5	131	26.2	59	0
12/9	@ Oakland	4	26	6.5	14	0	3	106	35.3	71	0
12/16	Denver	2	17	8.5	14	0	6	108	18.0	27	0
12/23	San Diego	2	22	11.0	13	0	3	77	25.7	31	0
12/30	@ Jacksonville	3	-7	-2.3	0	0	5	122	24.4	40	0
1/6	@ Seattle	1	3	3.0	3	0	3	61	20.3	23	0

2002 — Kansas City Chiefs

Date	Opponent	Punt Returns				Kickoff Returns					
		No.	Yds.	Avg.	LG	TD	No.	Yds.	Avg.	LG	TD
9/8	@ Cleveland	0	0	0.0	--	0	7	192	27.4	46	0
9/15	Jacksonville	2	21	10.5	12	0	2	31	15.5	17	0
9/22	@ New England	2	12	6.0	9	0	3	116	38.7	57	0
9/29	Miami	2	0	0.0	0	0	5	94	18.8	22	0
10/6	@ N.Y. Jets	2	18	9.0	15	0	4	85	21.3	29	0
10/13	@ San Diego	0	0	0.0	--	0	2	51	25.5	26	0
10/20	Denver	3	44	14.7	28	0	5	122	24.4	46	0
10/27	Oakland	1	6	6.0	6	0	3	89	29.7	38	0
11/10	@ San Francisco	2	3	1.5	2	0	3	81	27.0	36	0
11/17	Buffalo	3	13	4.3	10	0	2	31	15.5	16	0
11/24	@ Seattle	0	0	0.0	--	0	6	95	15.8	20	0
12/1	Arizona	6	128	21.3	90t	1	1	27	27.0	27	0
12/8	St. Louis	2	95	47.5	86t	1	3	134	44.7	88t	1
12/15	@ Denver	1	16	16.0	16	0	5	100	20.0	31	0
12/22	San Diego	2	17	8.5	12	0	5	58	11.6	23	0
12/28	@ Oakland	1	17	17.0	17	0	1	48	48.0	48	0



NFL RECORD BOOK
LONGEST AVERAGE LENGTH OF
REGULAR SEASON TOUCHDOWNS, CAREER



1.	82.4	Dante Hall	13	5 KORs, 4 PRs, 4 recs.	2000-04
2.	78.1	Mel Gray	10	6 KORs, 3 PRs, 1 rush.	1986-97
3.	68.8	Tamarick Vanover	11	4 KORs, 4 PRs, 3 recs.	1995-99, 2002
4.	66.4	Deion Sanders	20	9 INTs, 6 PRs, 3 KORs, 3 recs., 1 FR	1989-00, 2004
5.	63.6	Emlen Tunnell	10	5 PRs, 4 INTs, 1 KOR	1948-61

* Minimum 10 touchdowns

2003 — Kansas City Chiefs

Date	Opponent	Punt Returns					Kickoff Returns				
		No.	Yds.	Avg.	LG	TD	No.	Yds.	Avg.	LG	TD
9/7	San Diego	3	23	7.7	12	0	3	72	24.0	25	0
9/14	Pittsburgh	4	62	15.5	45	0	3	146	48.7	100t	1
9/21	@ Houston	1	73	73.0	73t	1	2	51	25.5	28	0
*9/28	@ Baltimore	1	-4	-4.0	-4	0	3	121	40.3	97t	1
10/5	Denver	3	105	35.0	93t	1	4	101	25.3	41	0
10/12	@ Green Bay	2	62	31.0	32	0	4	54	13.5	24	0
10/20	@ Oakland	2	15	7.5	8	0	2	28	14.0	25	0
10/26	Buffalo	0	0	0.0	--	0	2	38	19.0	22	0
11/9	Cleveland	0	0	0.0	--	0	5	159	31.8	77	0
11/16	@ Cincinnati	4	63	15.8	28	0	4	67	16.8	32	0
11/23	Oakland	3	37	12.3	27	0	5	141	28.2	44	0
*11/30	@ San Diego	1	4	4.0	4	0	4	90	22.5	45	0
12/7	@ Denver	0	0	0.0	--	0	6	157	26.2	61	0
12/14	Detroit	1	0	0.0	0	0	3	88	29.3	49	0
12/20	@ Minnesota	0	0	0.0	--	0	5	95	19.0	21	0
12/28	Chicago	4	32	8.0	13	0	2	70	35.0	44	0
Playoffs											
1/11	Indianapolis	0	0	0.0	--	0	7	208	29.7	92t	1

2004 — Kansas City Chiefs

Date	Opponent	Punt Returns					Kickoff Returns				
		No.	Yds.	Avg.	LG	TD	No.	Yds.	Avg.	LG	TD
*9/12	@ Denver	1	26	26.0	26	0	1	17	17.0	17	0
9/19	Carolina	2	19	9.5	20	0	4	59	14.8	21	0
*9/26	Houston	1	11	11.0	11	0	4	133	33.3	45	0
*10/4	@ Baltimore	0	0	--	--	0	2	44	22.0	25	0
10/17	@ Jacksonville	2	6	3.0	9	0	4	60	15.0	20	0
10/24	Atlanta	1	11	11.0	11	0	2	31	15.5	19	0
10/31	Indianapolis	1	46	46.0	46	0	6	122	20.3	31	0
11/7	@ Tampa Bay	2	42	21.0	29	0	3	76	25.3	30	0
11/14	@ New Orleans	4	22	5.5	11	0	6	164	27.3	63	0
11/22	New England	1	0	0.0	0	0	6	156	26.0	33	0
11/28	San Diego	1	1	1.0	1	2	6	233	38.8	96t	1
12/5	@ Oakland	1	8	8.0	8	1	5	136	27.2	36	0
12/13	@ Tennessee	1	4	4.0	4	0	5	116	23.2	33	0
*12/19	Denver	2	30	15.0	16	1	3	111	37.0	97t	1
*12/25	Oakland	2	5	2.5	4	1	6	175	29.2	49	0
*1/2	@ San Diego	1	1	1.0	1	1	5	85	17.0	37	0

*Indicates Games Started



**CHIEFS RECORD BOOK
MOST KO RETURN YARDS
CAREER**



1. **5,877** Dante Hall **2000-04**
2. 5,099 Tamarick Vanover 1995-99
3. 2,231 Dave Grayson 1961-64
4. 1,822 Noland Smith 1967-69
5. 1,309 Abner Haynes 1960-64



**CHIEFS RECORD BOOK
MOST PUNT RETURN YARDS
CAREER**



1. 2,322 J.T. Smith 1978-84
2. 1,930 Tamarick Vanover 1995-99
3. **1,366** Dante Hall **2000-04**
4. 787 Dale Carter 1992-96
5. 739 Ed Podolak 1969-77



**CHIEFS RECORD BOOK
MOST KICKOFF RETURNS
CAREER**



1. **242** Dante Hall **2000-04**
2. 212 Tamarick Vanover 1995-99
3. 84 Dave Grayson 1961-64
4. 68 Noland Smith 1967-69
5. 64 Anthony Hancock 1982-86



**CHIEFS RECORD BOOK
MOST PUNT RETURNS
CAREER**



1. 220 J.T. Smith 1979-84
2. 181 Tamarick Vanover 1995-99
3. **119** Dante Hall **2000-04**
4. 86 Ed Podolak 1969-77
5. 83 Dale Carter 1992-95

**CHIEFS RECORD BOOK
MOST KICKOFF RETURNS
FOR TDs, CAREER**

1.	4	Tamarick Vanover	1995-99
		Dante Hall	2000-04
3.	2	Paul Palmer	1987-88
4.	1	Abner Haynes	1960-65
		Dave Grayson	1961-64
		Noland Smith	1967-69
		Bobby Bell	1963-74
		Boyce Green	1986
		Jon Vaughn	1994

**CHIEFS RECORD BOOK
LONGEST KICKOFF
RETURNS**

1.	*106	Noland Smith	vs. DEN (12/17/67)
2.	100	Dante Hall	vs. PIT (9/14/03)
3.	99	Dave Grayson	vs. DEN (9/7/63)
		Tamarick Vanover	vs. SEA (9/3/95)
5.	97	Boyce Green	vs. PIT (12/21/86)
		Tamarick Vanover	vs. DEN (10/27/96)
		Dante Hall	at BAL (9/28/03)
		Dante Hall	vs. DEN (12/19/04)

* NFL Record

**NFL RECORD BOOK
MOST KICK RETURNS
FOR TDs, REGULAR SEASON**

1.	4	Jack Christiansen, Detroit	1951
		Emlen Tunnell, N.Y. Giants	1951
		Gale Sayers, Chicago	1967
		Travis Williams, Green Bay	1967
		Cecil Turner, Chicago	1970
		Billy Johnson, Houston	1975
		Rick Upchurch, Denver	1976
		Dante Hall, Kansas City	2003
		Eddie Drummond, Detroit	2004

**CHIEFS RECORD BOOK
LONGEST PUNT RETURN**

1.	93	Dante Hall	vs. DEN (10/5/03)
2.	90	Dante Hall	vs. ARZ (12/1/02)
3.	88	J.T. Smith	vs. OAK (9/23/79)
4.	86	Dale Carter	at SEA (11/22/92)
		Tamarick Vanover	vs. SD (10/9/95)
		Dante Hall	vs. STL (12/8/02)

**CHIEFS RECORD BOOK
MOST PUNT RETURNS
FOR TDs, CAREER**

1.	4	J.T. Smith	1978-84
		Tamarick Vanover	1995-99
		Dante Hall	2000-04
3.	2	Paul Palmer	1987-88
		Dale Carter	1992-98

HALL'S CAREER TOUCHDOWNS (13)

Date	Opponent	How Scored	Result
10/6/02	@ N.Y. Jets	60-yard reception	W Kansas City 29, N.Y. Jets 25
12/1/02	Arizona	90-yard punt return	W Kansas City 49, Arizona 0
12/8/02	St. Louis	88-yard kickoff return	W Kansas City 49, St. Louis 10
		86-yard punt return	
12/15/02	@ Denver	75-yard reception	L Denver 31, Kansas City 24,
		49-yard reception	
9/14/03	Pittsburgh	100-yard kickoff return	W Kansas City 41, Pittsburgh 20
9/21/03	@ Houston	73-yard punt return	W Kansas City 42, Houston 14
9/28/03	@ Baltimore	97-yard kickoff return	W Kansas City 17, Baltimore 10
10/5/03	Denver	93-yard punt return	W Kansas City 24, Denver 23
10/26/03	Buffalo	67-yard reception	W Kansas City 38, Buffalo 5
11/28/04	San Diego	96-yard kickoff return	L San Diego 34, Kansas City 31
12/19/04	Denver	97-yard kickoff return	W Kansas City 45, Denver 17

HALL'S 100-YARD RECEIVING GAMES (3)

Date	Opponent	No.	Yds.	Avg.	LG	TD	Result
12/15/02	@ Denver	5	143	28.6	75	2	L, 24-31
10/26/03	Buffalo	4	107	26.8	67	1	W, 38-5
12/7/03	@ Denver	11	124	11.3	34	0	L, 27-45

42

Shaunard
HARTS

Safety • 6-0 • 210

Boise State

Draft (No. 7a - 2001)

NFL: 4 (4th with Chiefs)

GP/GS: (51/17) Playoffs: (1/0)



Born: August 4, 1978
Pittsburg, California

Pro Career: Hard-hitting young safety embarks on his fourth training camp with Kansas City in 2004 ... Served as the club's top reserve at the free safety post a year ago and owns NFL starting experience at both safety positions ... Is expected to concentrate his efforts at strong safety for the Chiefs in 2005 ... Played in all 16 contests last season, starting the final six games at free safety in place of an injured S Jerome Woods ... Valuable member of the club's special teams units who registered a career-high 16 special teams stops in 2003 ... Racked up the first two interceptions of his career in 2003, including one which he returned for a 39-yard TD ... Unselfishly returned to a reserve role in 2003 after taking advantage of his opportunity to get on the field the previous season ... Opened the final 11 games of 2002 due to injuries to Woods and S Greg Wesley, posting a career-high 86 tackles ... Started a pair of games at strong safety in place of an injured Wesley before moving into the starting slot at free safety for the final nine contests of the year ... Gifted natural athlete spent time playing both wide receiver and running back in college and has proven in his first three NFL seasons that he can cover plenty of ground in a hurry ... Began his tenure with the club on the practice squad in 2001 before earning a spot on the active roster by the end of his rookie campaign ... Is a physical tackler who isn't afraid of packing a wallop ... Earned a reputation for creating big plays after forcing or recovering a fumble in each of his first three pro starts ... Has played in 51 games (17 starts), recording 163 tackles (104 solo), 2.0 sacks (-13.0 yards), two fumble recoveries, five forced fumbles and eight passes defended ... Has added 33 stops and a fumble return on special teams.

Transactions: Signed a one-year contract with Kansas City (4/18/05) ... Signed a one-year contract with Kansas City (3/19/04) ... Signed a three-year contract with Kansas City (12/23/01) ... Added to Kansas City's practice squad (9/4/01) ... Released by Kansas City (9/2/01) ... Signed a three-year contract with Kansas City (7/3/01) ... Joined the Chiefs as the first of the club's two picks in the seventh round (212th overall) of the 2001 NFL Draft.

2004: Played in 16 games on special teams and nine contests on defense, starting the season's final six contests at free safety ... Had 58 tackles (34 solo), three passes defended, a forced fumble and

nine special teams tackles ... Registered two special teams tackles at Baltimore (10/4) ... Totaled three tackles in a reserve role at free safety in place of an injured S Jerome Woods vs. New England (11/22) ... Recorded nine tackles and one pass defended in his first start of the season at free safety vs. San Diego (11/28) ... Produced six tackles at Oakland (12/5) ... Amassed 12 tackles, a pass defended and forced a RB Chris Brown fumble at Tennessee (12/13) ... Compiled a team-high 10 tackles and one pass defended vs. Denver (12/19) ... Totaled eight tackles and one special teams stop vs. Oakland (12/25) ... Registered eight tackles at San Diego (1/2/05).

EXTRA POINTS

Harts enjoys taking his kids fishing for bass and crappie at many of the Kansas City area lakes, such as Lake Jacomo in Eastern Jackson County.

2003: Played in 16 games on special teams and 10 games as a reserve on defense ... Had 19 tackles (10 solo), three passes defended, one fumble recovery and 16 special teams tackles ... Had two INTs (39 yards) with a 39-yard TD return ... Got his first career NFL interception off QB Drew Brees vs. San Diego (9/7) ... Returned an INT off David Carr for a 39-yard TD at Houston (9/21), marking his initial NFL score. Also recovered a RB Stacey Mack fumble ... Produced a career-high four special teams tackles vs. Denver (10/5) ... Contributed six tackles and a special teams stop at Oakland (10/20) ... Appeared exclusively on special teams at San Diego (11/30), at Denver (12/7) and vs. Detroit (12/14) ... Recorded two tackles and two special teams stops at Minnesota (12/20) ... Posted four tackles and a career-high two passes defended vs. Chicago (12/28) ... Played on special teams in the club's AFC Divisional Playoff Game vs. Indianapolis (1/11/04).

2002: Played in 16 games on special teams ... Saw duty in 12 games on defense with 11 starts (two at strong safety and nine at free safety) ... Ranked fourth on the team with 86 tackles (60 solo) and led the team with four forced fumbles ... Also registered 2.0 sacks (-13.0 yards), a fumble recovery, two passes defended, a tackle for loss and six special teams tackles ... Registered two

special teams stops at New England (9/22) ... Saw his first career action on defense at safety replacing an injured Greg Wesley at the N.Y. Jets (10/6), recording nine tackles, a pass defended and two special teams stops ... Started his first career NFL game at strong safety in place of an injured Wesley at San Diego (10/13), producing a career-high 12 tackles (nine solo), a pass defended, while forcing two WR Curtis Conway fumbles ... Started at strong safety vs. Denver (10/20), registering nine tackles and recovering a RB Clinton Portis fumble ... Opened the season's final nine games at free safety, beginning vs. Oakland (10/27) when he had five tackles and an 11-yard return after CB Eric Warfield fumbled a K Sebastian Janikowski blocked FG attempt ... Collected his first NFL sack of Matt Hasselbeck at Seattle (11/24) ... Made eight tackles at Denver (12/15) ... Amassed 10 tackles and forced a WR Reche Caldwell fumble with 0:43 remaining in the game to clinch a 24-22 victory vs. San Diego (12/22) ... Registered six tackles and a sack and strip of QB Rich Gannon at Oakland (12/28).

2001: Played in three games on special teams, recording two tackles ... Was added to the 53-man roster on December 23rd after spending the first 14 weeks of the season on the practice squad ... Saw his first NFL action vs. San Diego (12/23), making one tackle on special teams ... Had a special teams tackle at Jacksonville (12/30) ... Appeared on special teams at Seattle (1/6/02).

College: Saw duty in 43 games (22 starts) at Boise State ... Started his career as a split end before moving to tailback as a sophomore and switching to safety before his junior season ... Recorded 145 tackles (85 solo), 21.0 tackles for loss (-97.0 yards), 12.0 sacks (-70.0 yards), seven

passes defended and four forced fumbles ... Started all 11 games as a senior, registering 81 tackles (46 solo), 7.0 sacks (-48.0 yards), 13.0 tackles behind the line (-86.0 yards), two INTs (39 yards) with one TD and six passes defended to earn first-team All-Big West honors ... Switched to defense in '99 and started 10 games at safety ... Recorded 64 tackles (39 solo), 8.0 tackles behind the line (-31.0 yards), 5.0 sacks (-22.0 yards), four caused fumbles, three QB pressures and a pass defended ... Rushed 90 times for 406 yards (4.5 avg.) with three TDs as a sophomore in '98 ... Caught 31 passes for 449 yards (14.5 avg.) and three touchdowns from '97-98 ... Also returned 21 kickoffs for 361 yards (17.2 avg.) in '98 ... Caught 19 passes for 203 yards (10.7 avg.) and two TDs ... Returned 21 kickoffs for 361 yards (17.2 average) ... Appeared in 11 games (one start) as a reserve wide receiver during his freshman campaign in '96 ... Caught 12 passes for 246 yards (20.5 avg.) and a TD ... Was redshirted in '96 and served on the scout team as a receiver ... Majored in Social Science at Boise State.

Personal:

- An All-Bay Valley Area League selection as a senior at Pittsburg High School in Pittsburg, California.
- Lettered three times as a receiver.
- Caught 36 passes for 686 yards with seven TDs as a senior.
- Also lettered three times in track and basketball.
- Has seven brothers and five sisters.
- Full name: Shaunard Trudell Harts (pronounced sha-NARD).
- Married, wife Jessica with a son Shaunard, Jr. (9) and a daughter Siany (2).
- The Harts' reside in Grain Valley, Missouri.



HARTS' NFL STATISTICS



Year	Team	G-S	INTERCEPTIONS				TACKLES		FUMBLES		PASSES	SP. TM Tackles
			No.	Yds.	LG	TD	Solos	Asst.Total	Rec.	For.	Defensed	
2001	Kansas City	3-0	0	0	--	0	0	0	0	0	0	2
2002	Kansas City	16-11	0	0	--	0	60	26	86	1	4	2
2003	Kansas City	16-0	2	39	39	1	10	9	19	1	0	3
2004	Kansas City	16-6	0	0	--	0	34	24	58	0	1	3
Totals		51-17	2	39	39	1	104	59	163	2	5	8

Additional Stats: Has 2.0 sacks (-13.0 yards) - 1.0 sack (-8.0 yards) at Seattle (11/24/02) and 1.0 sack (-5.0 yards) at Oakland (12/28/02). Returned a CB Eric Warfield fumble after recovering a blocked FG attempt vs. Oakland (10/27/02). Returned an INT for a 39-yard TD at Houston (9/21/03).

Postseason: Played in one game in 2003.

SINGLE-GAME CAREER HIGHS

Tackles: 12 at San Diego (10/13/02)

Sacks: 1.0 at Seattle (11/24/02)
at Oakland (12/28/02)

Passes Defensed: 2 vs. Chicago (12/28/03)

Interceptions: 1 vs. San Diego (9/7/03)
at Houston (9/21/03)

Forced Fumbles: 2 at San Diego (10/13/02)

Fumble Recoveries: 1 vs. Denver (10/20/02)
at Houston (9/21/03)

Sp. Teams Tackles: 4 vs. Denver (10/5/03)

98

Eric

HICKS

Defensive End • 6-6 • 280



Born: June 17, 1976
Erie, Pennsylvania

Maryland
Free Agent (1998)
NFL: 8 (8th with Chiefs)
GP/GS: (96/90) Playoffs: (1/1)

Pro Career: Rugged eighth-year veteran has been a consistently productive performer for the Chiefs since breaking into the club's starting lineup at left defensive in '99 ... Former rookie free agent is one of the most respected leaders on the squad and is one of the cornerstones of the Chiefs defensive unit ... Durable performer enters the 2005 campaign with a streak of 45 consecutive starts and hasn't missed an opening assignment due to an injury since the 2000 season ... Has started 90 of his 96 regular season appearances with the Chiefs ... With just 10 more starts will become just the 31st player in franchise history to reach the 100-start plateau ... Can also become one of just 61 players in team annals to play in 100 or more games ... An impact player as a pass rusher, already ranks fifth in franchise history with 40.5 career sacks, needing just 11.0 more to overtake DE Mike Bell (51.0) for fourth ... Frequently forces opposing passers into poor decisions, even when he doesn't register the sack ... Racked up a career-high 43 QB pressures in 2004, marking the third campaign in his career that he's registered 30 or more ... Is also a force against the run, producing a career-high 118 tackles (52 solo) in 2003, the initial triple-digit tackle campaign of his pro career ... Owns 496 career tackles and needs just four more to become the 16th member of Kansas City's 500-tackle club ... Started earning respect from the rest of the league after accumulating 14.0 sacks in just 11 starts during the 2000 campaign ... That sack tally tied as the seventh-highest seasonal mark in Kansas City history ... Became just the fourth Chiefs player to ever reach the 14.0-sack mark, joining the elite company of the late LB Derrick Thomas ('90, '92), DE Neil Smith ('92-'93) and DE Art Still ('80, '84) ... Was also named to *USA Today's* All-Joe team for his efforts in 2000, a honor which is bestowed annually to the league's top blue-collar performers ... Received second-team All-Pro honors from *Football Digest* that season, as well ... Has enjoyed a remarkable ride after initially coming to the Chiefs as a relatively obscure and undersized rookie free agent in '98 ...

Became the only rookie free agent to make the club's Opening Day roster in '98 ... Packed on plenty of muscle mass the following off-season after originally weighing in with the Chiefs at 261 pounds ... Earned the starting spot at left defensive end in '99 after John Browning was lost for the year with an injury in training camp ... Won that starting job despite learning during camp that his infant daughter Shayla

EXTRA POINTS

Hicks' six-year-old daughter Shayla overcame numerous heart surgeries as an infant, inspiring Hicks to form the 'Hicks for Hearts Foundation.'

was diagnosed as having a severe heart condition. Eventually left camp for a brief time to be with his wife and daughter as Shayla underwent open-heart surgery ... With Shayla given a clean bill of health in 2000, entered his second season as a starter only to be faced with his own medical obstacle ... Was off to a phenomenal start to the 2000 campaign, getting 7.0 sacks in the Chiefs first six games, only to be felled by a right knee sprain ... That injury was diagnosed as a condition which would keep him out of the lineup a minimum of six weeks, but returned to the Chiefs lineup just four games later ... Has the ability to get sacks in big bunches, owning 10 career multi-sack contests ... Is particularly effective at Arrowhead, where eight of those 10 multi-sack efforts have come ... Has registered 9.5 of his sacks against San Diego, by far his highest total against any single opponent ... Also has shown a penchant for producing big plays in prime time contests ... Racked up a career-high 3.0 sacks in a 24-17 Monday Night Football win vs. Seattle (10/2/00) and got his first NFL score on a pivotal 44-yard fumble return in the fourth quarter of a 31-28 win vs. Minnesota (12/12/99) in a Sunday night contest ... Has spent his entire pro career with Bob Karmelowicz serving as his defensive line coach, who he is quick to credit for much of his success ... Has seen action in 96 career regular season games (90 starts) ... Has racked up 496 tackles (232 solo), 40.5 sacks (-258.0 yards), seven forced fumbles, five fumble recoveries, one of which he returned for a 44-yard TD ... Owns 154 QB pressures and 13 passes defended, as well ... Had a forced fumble and two tackles in three games of special teams action as a rookie ... Accumulated four tackles (three solo) in his lone postseason start in 2003.

CHIEFS RECORD BOOK
MOST SACKS, CAREER

1. 126.5 Derrick Thomas ... 1989-99
2. 86.0 Neil Smith ... 1988-96
3. 72.5 Art Still ... 1978-87
4. 51.0 Mike Bell ... 1979-85, '87-91
5. 40.5 Eric Hicks ... 1998-04

Transactions: Signed a six-year contract with Kansas City (3/5/04) ... Signed a four-year contract with Kansas City (7/19/00) ... Signed a two-year contract as a rookie free agent with Kansas City (4/25/98).

2004: Started 16 games at left DE ... Ranked first on the defensive line with 63 tackles (29 solo) ... Also added 5.0 sacks (-29.0 yards), as well as a team-high 43 QB pressures, four tackles for loss and two passes defended ... Had six tackles, three QB pressures and a pass defended vs. Carolina (9/19) ... Produced five tackles and two QB pressures vs. Houston (9/26) ... Had a sack of Kyle Boller at Baltimore (10/4) ... Totaled five tackles and a sack of Byron Leftwich at Jacksonville (10/17) ... Posted a career-high eight QB pressures vs. Indianapolis (10/31) ... Racked up a sack of Aaron Brooks at New Orleans (11/14) ... Registered a season-high 10 tackles and two QB pressures at Tennessee (12/13) ... Amassed five tackles, a sack of Jake Plummer and two QB pressures vs. Denver (12/19) ... Produced five tackles and six QB pressures vs. Oakland (12/25) ... Collected seven tackles, five QB pressures and a sack of Doug Flutie at San Diego (1/2/05), giving him 40.5 career sacks, bypassing NT Bill Maas (40.0) for fifth in Chiefs history.

2003: Started 16 games at left DE ... Led the defensive line and ranked fourth on the team with a career-high 118 tackles (52 solo), including five behind the line ... Tied for second on the team with LB Shawn Barber and DE R-Kal Truluck with 5.0 sacks (-34.0 yards) ... His 15 QB pressures were second on the squad ... Also had three passes defended ... Had 10 tackles and a sack of Tommy Maddox vs. Pittsburgh (9/14) ... Produced a career-high 11 tackles (five solo) and a season-high four QB pressures at Baltimore (9/28) ... Sacked Marques Tuiasosopo at Oakland (10/20) ... Amassed 10 tackles and a sack of Drew Bledsoe vs. Buffalo (10/26) ... Sacked Kelly Holcomb vs. Cleveland (11/9) ... Contributed a sack of Chris Chandler vs. Chicago (12/28) ... Started an AFC Divisional Playoff Game vs. Indianapolis (1/11/04), amassing four tackles (three solo).

2002: Played in 16 games (15 starts) at left DE ... Earned a spot on the Phil Simms All-Iron Team ... Led the defensive line and was third on the team with 91 tackles (42 solo), including three stops for a loss ... Ranked first on the club and tied for seventh in the AFC with 9.0 sacks (-69.5 yards) ... Led the team with 11 QB pressures ... Also forced two fumbles, recovered one fumble and had three passes defended ... Produced three tackles at Cleveland (9/8) before leaving with a muscle strain in his right leg ... Registered 2.0 sacks of Tom Brady at New England (9/22) after not starting when the club opened in its "spinner" formation ... Amassed a sack of Jay Fielder and forced a RB Ricky Williams fumble vs. Miami (9/29) ... Tallied eight tackles and a sack of Drew Brees at San Diego (10/13) ... Had a sack of Brian Griese vs. Denver (10/20) ... Registered seven tackles and 1.5 sacks vs. Arizona (12/1), getting a half of a sack of Jake Plummer and a full sack against Josh McCown ... Collected seven tackles in addition to a sack and strip of Jamie Martin vs. St. Louis (12/8). The fumble was returned by DE Duane Clemons for a 42-yard TD ... Had a sack of Griese

and a fumble recovery at Denver (12/15) ... Tallied half of a sack of Brees vs. San Diego (12/22) ... Made a season-high 10 tackles at Oakland (12/28).

2001: Started all 16 games at left DE ... Led the defensive line and ranked fifth on the team with 93 tackles (45 solo) ... Was second on the team with 3.5 sacks (-27.5 yards) ... Added seven tackles for loss, a fumble recovery, three forced fumbles and a pass defended ... Produced six tackles, a forced fumble and a QB pressure vs. the N.Y. Giants (9/23) ... Recorded nine tackles at Denver (10/7) ... Amassed 1.5 sacks of Kordell Stewart vs. Pittsburgh (10/14) ... Recovered a QB Peyton Manning fumble vs. Indianapolis (10/25) ... Tallied a sack and strip of Drew Brees at San Diego (11/4) ... Produced seven tackles and a sack of Matt Hasselbeck vs. Seattle (11/25) ... Racked up seven tackles vs. Philadelphia (11/29) ... Totaled seven tackles, a QB pressure and forced a RB Terrell Davis fumble vs. Denver (12/16) ... Tallied nine tackles and a QB pressure at Jacksonville (12/30).

2000: Played in 13 games at left DE with 11 starts, missing three games due to a knee injury ... Selected to *USA Today's* All-Joe Team and was a second-team All-Pro pick of *Football Digest* ... Led the team and was third in the AFC (sixth in the NFL) with a career-best 14.0 sacks (-73.0 yards) ... Also ranked third on the squad with 33 QB pressures and added a pair of passes defended ... Became just the fourth player in team history to record 14.0 or more sacks in a season, joining the late LB Derrick Thomas ('90, '92), DE Neil Smith ('92-93) and DE Art Still ('80, '84) ... Had five multi-sack games ... Registered 61 tackles (35 solo), 41 QB pressures, two passes defended and a fumble recovery ... Produced 7.0 sacks in the season's first six games ... Got a sack of Peyton Manning vs. Indianapolis (9/3) ... Had five QB pressures and a sack of Steve McNair at Tennessee (9/10) ... Registered 2.0 sacks of Moses Moreno vs. San Diego (9/17) ... Recorded seven tackles, four QB pressures and recovered a WR Rod Smith fumble at Denver (9/24) ... Enjoyed a monster night on Monday Night Football vs. Seattle (10/2), producing a career-high 3.0 sacks of Jon Kitna and adding a personal-best six QB pressures. Those 3.0 sacks were the most in a game by a Chief since Thomas had 6.0 vs. Oakland (9/6/98) ... Totaled four QB pressures vs. St. Louis (10/22) before leaving the game in the third quarter with a right knee sprain ... Saw reserve action at left DE vs. Buffalo (11/19) after missing three games with that knee injury ... Saw reserve action at left DE at San Diego (11/26), posting 2.0 sacks of Ryan Leaf ... Produced a sack of Drew Bledsoe at New England (12/4) ... Tallied six QB pressures and 2.0 sacks of Steve Buerlein vs. Carolina (12/10) ... Had 2.0 sacks of Gus Frototte vs. Denver (12/17).

1999: Opened all 16 games at left DE, recording 70 tackles (29 solo), 4.0 sacks (-25.0 yards), 33 QB pressures, one forced fumble, two fumble recoveries, one of which he returned 44 yards for a TD and two passes defended ... Made his first career start at Chicago (9/12) ... Forced QB Jim Harbaugh to leave the game at San Diego (10/3) ... Posted five QB pressures vs. New England (10/10) ... Tallied the first 2.0 sacks of his career on Harbaugh vs. San Diego (10/31) ... Posted a season-high 10 tackles (five solo) and his first career fumble recovery off QB Trent

Differ at Tampa Bay (11/14) ... Forced a QB Jon Kitna fumble vs. Seattle (11/21), setting up a Chiefs FG ... Had a team-high nine tackles at Oakland (11/28) ... Scooped up a QB Jeff George fumble forced by LB Derrick Thomas and outran WR Randy Moss and RB Robert Smith to the end zone for a 44-yard TD to get his first NFL score vs. Minnesota (12/12) ... Posted 2.0 sacks of Rich Gannon vs. Oakland (1/2/00).

1998: Appeared in three games, claiming two special teams tackles and a forced fumble on special teams ... Inactive for 13 contests, sitting out the season's first eight games and the club's final five contests ... Saw his first pro action at Seattle (11/8) ... Saw action on special teams vs. Denver (11/16) ... Forced a WR Latario Racha fumble and recorded two special teams tackles at San Diego (11/22).

College: Played in 41 games (22 starts) at Maryland ... Posted 147 tackles (107 solo), 9.5 sacks, 26.0 tackles for loss, three forced fumbles, two fumble recoveries and three passes defended ... Saw action in all 11 contests (seven starts) as a senior, opening six games at right defensive end and one at left end ... Concluded the year with 42 tackles, 1.5 sacks, 5.0 tackles for loss, a fumble recovery and a forced fumble ... Played in all 11 games (five starts) as a junior, producing 43 tackles (29 solo) and 4.0 sacks ... Played in all 11 games with 10 starts as a sophomore ... Collected 44 tackles (35 solo), 3.0 sacks, 6.0 tackles for loss, three passes defended and a fumble recovery ... Played in eight games with one start as a true freshman in '94, collecting 18 tackles (12 solo), a sack and two forced fumbles ... Majored in Criminology and Criminal Justice at Maryland.

Personal:

- Recorded a team-high 68 tackles and 6.0 sacks as a senior at Mercyhurst High School in Erie, Pennsylvania.
- Full name: Eric David Hicks.
- Married, wife Erica with a daughter Shayla (6) and a son Rocco (2).
- Toughest of the Hicks family may be Shayla who was born with a heart condition that required numerous surgeries when she was an infant.
- After spending several months at Children's Mercy Hospital in '99, she has been healthy and the prognosis is good for her to remain that way.
- Shayla was featured on a CBS special that announced the Phil Simms All-Iron Team in 2002, a squad that included her father.
- Formed "The Hicks for Hearts Foundation" in 2001. The mission of Hicks' foundation is to support children and the families of children with congenital heart defects. In addition, it is their goal to assist these families in the healing process and enable additional research in the area of juvenile heart defects working in conjunction with hospitals, research agencies and other health care organizations.
- Hosts an annual golf tournament to benefit the foundation.
- Also serves as a spokesperson for the American Heart Association and is an honorary chairman for their annual "Walk-A-Thon."
- Is a spokesperson for the Midwest Transplant Network and the March of Dimes, as well.
- The Hicks family resides in Overland Park, Kansas.



HICKS' NFL STATISTICS



Year	Team	G-S	TACKLES			FUMBLES		SACKS No./Yds.	QB Press.	PASS Def.	SP. TEAM Tackles
			Solos	Asst.	Total	Rec.	For.				
1998	Kansas City	3-0	0	0	0	0	1	0.0/0.0	0	0	2
1999	Kansas City	16-16	29	41	70	2	1	4.0/25.0	33	2	0
2000	Kansas City	13-11	35	26	61	1	0	14.0/73.0	41	2	0
2001	Kansas City	16-16	45	48	93	1	3	3.5/27.5	11	1	0
2002	Kansas City	16-15	42	49	91	1	2	9.0/69.5	11	3	0
2003	Kansas City	16-16	52	66	118	0	0	5.0/34.0	15	3	0
2004	Kansas City	16-16	29	34	63	0	0	5.0/29.0	43	2	0
Totals		96-90	232	264	496	5	7	40.5/258.0	154	13	2

Additional Stats: Returned a fumble for a 44-yard TD vs. Minnesota (12/12/99).

POSTSEASON

Year	Team	G-S	TACKLES			FUMBLES		SACKS No./Yds.	QB Press.	PASS Def.	SP. TEAM Tackles
			Solos	Asst.	Total	Rec.	For.				
2003	Kansas City	1-1	3	1	4	0	0	0.0/0.0	0	0	0
Totals		1-1	3	1	4	0	0	0.0/0.0	0	0	0

SINGLE-GAME CAREER HIGHS

Tackles: 11 at Baltimore (9/28/03)

Sacks: 3.0 vs. Seattle (10/2/00)

2.0, seven times,

last at New England (9/22/02)

Fumble Recoveries: 1, five times, last at Denver (12/15/02)

Forced Fumbles: 1, seven times, last

vs. St. Louis (12/8/02)

QB Pressures: 8 vs. Indianapolis (10/31/04)

Sp. Teams Tackles: 2 at San Diego (11/22/98)

STREAKS AND MILESTONES: Ranks fifth in Chiefs history with 40.5 career sacks, needing 11.0 more to bypass Mike Bell (51.0) for fourth. Has 496 career tackles and needs four more to become the 16th player in team history with 500.

HICKS' SACK VICTIMS

Regular Season By Quarterback

Jon Kitna	3.0	Aaron Brooks	1.0
Drew Brees	2.5	Chris Chandler	1.0
Steve Beuerlein	2.0	Jay Fiedler	1.0
Drew Bledsoe	2.0	Doug Flutie	1.0
Tom Brady	2.0	Matt Hasselbeck	1.0
Gus Frerotte	2.0	Kelly Holcomb	1.0
Rich Gannon	2.0	Byron Leftwich	1.0
Brian Griese	2.0	Tommy Maddox	1.0
Jim Harbaugh	2.0	Peyton Manning	1.0
Ryan Leaf	2.0	Jamie Martin	1.0
Moses Moreno	2.0	Steve McNair	1.0
Jake Plummer	1.5	Josh McCown	1.0
Kordell Stewart	1.5	M. Tuiasosopo	1.0
Kyle Boller	1.0		

Regular Season By Team

San Diego	9.5	Buffalo	1.0
Denver	5.0	Chicago	1.0
Seattle	4.0	Cleveland	1.0
New England	3.0	Indianapolis	1.0
Oakland	3.0	Jacksonville	1.0
Pittsburgh	2.5	Miami	1.0
Carolina	2.0	New Orleans	1.0
Arizona	1.5	St. Louis	1.0
Baltimore	1.0	Tennessee	1.0



HICKS' MULTI-SACK GAMES (10)



No.	Yds.	Quarterback	Opponent	No.	Yds.	Quarterback	Opponent
3.0	-23.0	Jon Kitna	SEA (10/2/00)	2.0	-14.0	Steve Beuerlein	CAR (12/10/00)
2.0	-14.0	Jim Harbaugh	SD (10/31/99)	2.0	-9.0	Gus Frerotte	DEN (12/17/00)
2.0	-11.0	Rich Gannon	OAK (1/2/00)	2.0	-5.0	Tom Brady	@ NE (9/22/02)
2.0	-15.0	Moses Moreno	SD (9/17/00)	1.5	-12.5	Kordell Stewart	PIT (10/14/01)
2.0	-7.0	Ryan Leaf	@ SD (11/26/00)	1.5	-10.0	Plummer/McCown	ARI (12/1/02)

9

Darrell HILL

Wide Receiver • 6-2 • 187

Northern Illinois
Free Agent (2005)
NFL: 4 (1st with Chiefs)
GP/GS: (33/0) Playoffs: (3/0)



Born: June 19, 1979
Chicago, Illinois

Pro Career: Lightning-quick wide receiver and special teams performer signed with Kansas City on April 5th after spending his first three pro seasons with Tennessee ... Armed with good hands and blazing speed, is looking to break into the Chiefs receiving corps and be a key contributor to the Chiefs special teams units ... Worked on the return and coverage teams for the Titans, but his top-end speed coupled with his great leaping ability make him a possible downfield threat in the Kansas City passing game ... Played in 33 career regular season games with the Titans, making 29 special teams tackles and registering a forced fumble on special teams ... Saw duty in three postseason contests with Tennessee, producing two special teams stops ... Originally entered the NFL as the Titans seventh-round selection (225th overall) in the 2002 NFL Draft.

Transactions: Signed a two-year contract with Kansas City (4/5/05) ... Signed a three-year contract with Tennessee (7/23/02) ... Originally entered the NFL as a seventh-round selection (225th overall) of Tennessee in the 2002 NFL Draft.

EXTRA POINTS

Hill enjoys taking fishing trips on the Mississippi River with his father, who now resides in Lancaster, Wisconsin just minutes from "Old Man River."

Tennessee (2002-04): Played in 33 games for the Titans, recording 29 special teams tackles and one fumble forced on special teams ... Also saw action in three playoff contests, producing two special teams tackles.

2004: Saw action in 14 games on special teams, taking snaps on offense in two of those contests ... Registered a career-high 15 special teams tackles to rank third on the squad ... Tied a career-high with three special teams tackles at San Diego (10/3) ... Was inactive vs. Cincinnati (10/31) and vs. Chicago (11/14) with a strained left knee suffered during practice on October 27th ... Recorded three special teams tackles vs. Kansas City (12/13).

2003: Played in 12 games on special teams as well as one contest on offense, racking up six special teams tackles ... Credited with two special teams tackles at New England (10/5) ... Saw special teams duty in the club's AFC Wild Card contest at Baltimore (1/3/04) ... Made one special teams stop in the AFC Divisional Playoff Game at New England (1/10/04).

2002: Appeared in seven games, primarily on special teams, accounting for eight tackles and one forced fumble ... Posted a season-high three special teams tackles vs. Washington (10/6) ... Made two special teams stops on special teams and was credited with forcing a FB Brandon Bennett fumble at Cincinnati (10/27) ... Made one special teams tackle in an AFC Divisional Playoff Game vs. Pittsburgh (1/11/03).

College: A second-team All-Mid American selection as a wide receiver at Northern Illinois ... Concluded his collegiate career with 88 receptions for 1,595 yards and 13 touchdowns ... Started every game as a senior, establishing a career high with 38 catches for 822 receiving yards with a personal-best seven touchdowns ... His 21.6 yards-per-catch average ranked fourth in the nation ... Recorded four 100-yard games as a senior, including 160 yards and a career-high three TDs vs. Wake Forest ... Majored in Journalism at Northern Illinois.

Personal:

- Prepped at Mt. Carmel High School in Chicago, where he was a freshman at the same time QB Donovan McNabb (Philadelphia) and DE Simeon Rice (Tampa Bay) were seniors on the football team.
- Lettered twice in both football and track at Mt. Carmel.
- Earned first-team honors at Mt. Carmel High School during his senior year, catching 35 passes for 733 yards and seven touchdowns.
- Owns the Mt. Carmel long jump record with a leap of 23' 9".
- Full name: Darrell Fredrick Hill.
- Single, resides in Country Club Hills, Illinois.



HILL'S NFL STATISTICS



Year	Team	G-S	No.	RECEIVING				SP. TEAM Tackles
				Yds.	Avg.	LG	TD	
2002	Tennessee	7-0	0	0	0.0	--	0	8
2003	Tennessee	12-0	0	0	0.0	--	0	6
2004	Tennessee	14-0	0	0	0.0	--	0	15
Totals		33-0	0	0	0.0	--	0	29

Additional Stats: Forced a fumble on special teams at Cincinnati (10/27/02).

POSTSEASON

Year	Team	G-S	No.	RECEIVING				SP. TEAM Tackles
				Yds.	Avg.	LG	TD	
2002	Tennessee	1-0	0	0	0.0	--	0	1
2003	Tennessee	2-0	0	0	0.0	--	0	1
Totals		3-0	0	0	0.0	--	0	2



**NFL LEADERS
RED ZONE TOUCHDOWN EFFICIENCY
1995-04**



Year	Team	TD Pct.	TDs/RZ Trips	Scoring Pct.	Points
1995	Green Bay	66.7	40/60	81.7 (49/60)	308
1996	Miami	62.0	31/50	86.0 (43/50)	251
1997	Cincinnati	77.5	31/40	97.5 (39/40)	239
1998	San Francisco	64.7	33/51	86.3 (44/51)	261
1999	Cleveland	71.4	20/28	89.3 (25/28)	153
2000	St. Louis	62.8	49/78	84.6 (66/78)	392
2001	St. Louis	63.6	42/66	90.9 (60/66)	347
2002	Kansas City	65.6	42/64	92.2 (59/64)	344
2003	Kansas City	77.8	42/54	98.1 (53/54)	324
2004	San Diego	69.8	44/63	90.5 (57/63)	346

39

Robert HOLCOMBE

Fullback • 5-11 • 220

Illinois

Free Agent (2005)

Born: December 11, 1975
Houston, Texas

NFL: 8 (1st with Chiefs)
GP/GS: (97/30) Playoffs: (1/1)



Pro Career: Reliable fullback brings versatility and experience to the Chiefs offense after signing with Kansas City on April 7th ... Is well-versed in the club's offensive scheme after a four-year stint in St. Louis ('98-01) and will pair with two-time Pro Bowl FB Tony Richardson to give the Chiefs a talented duo at that position ... Could also contribute on special teams ... Has worn many hats over seven seasons with St. Louis and Tennessee, serving as a fullback, running back, third-down specialist and special teams performer ... With 1,141 career rushing yards and 11 touchdowns, is more than capable of handling the ball if called upon ... Is reunited with Chiefs head coach Dick Vermeil who drafted him in St. Louis ... Playoff tested ball carrier appeared in Super Bowls XXXIV and XXXVI with the Rams ... Rugged rusher enjoyed his finest season during the Rams Super Bowl run in '99, recording career highs with 78 rushes for 294 yards and four TDs, as well as 14 receptions for 163 yards and a score ... Owns 97 games of NFL experience (30 starts), posting 337 carries for 1,141 yards (3.4 avg.) and 11 scores during his NFL tenure ... Also has 69 receptions for 573 yards (8.3 avg.) with three TDs ... Owns 22 special teams tackles ... Has played in 10 career playoff games (four starts), including appearances in Super Bowls XXXVI and XXXVII with St. Louis, amassing 23 carries for 56 yards (2.4 avg.) and 10 catches for 53 yards (5.3 yards).

Transactions: Signed a one-year contract with Kansas City (4/7/05) ... Signed a three-year contract with Tennessee as an unrestricted free agent from St. Louis (5/28/02) ... Signed a four-year contract with St. Louis (7/2/98) ... Originally entered the NFL as a second-round draft pick (37th overall) of St. Louis in the '98 NFL Draft.

Tennessee (2002-04): Saw duty in 39 games (eight starts) in three seasons with Tennessee ... Carried the ball 127 times for 305 yards (2.4 avg.) with one TD and had 40 receptions for 272 yards (6.8 avg.) with one TD ... In three postseason appearances, produced 20 carries for 41 yards (2.1 avg.) to go with six receptions for 35 yards.

2004: Played in all 16 games (eight starts) at fullback ... Carried the ball 17 times for 62 yards (3.6 avg.) and added 11 receptions for 60 yards (5.5 avg.) ... Helped pave the way for RB Chris Brown, who finished the year with 1,067 rushing yards ... Rushed seven times for a season-high 31 yards at Miami (9/11) ... Had a season-long 20-yard run at Houston (11/28).

2003: Played in 15 games at fullback, producing 63 carries for 201 yards (3.2 avg.) with one TD ... Also caught 19 passes for 121 yards (6.3 avg.) with a score ... Scored on a five-yard touchdown run at Houston (10/12) ... Posted a team-high 53 yards on 16 carries at Carolina (10/19) ... Scored on a one-yard TD reception vs. Indianapolis (12/7) ... Suffered a strained left hamstring at Houston (12/21) and missed a contest vs. Tampa Bay (12/28) and an AFC Wild Card Game at Baltimore (1/3) with that injury ... Saw duty in AFC Divisional Playoff Game at New England (1/10).

EXTRA POINTS

Holcombe owns 10 games of NFL playoff experience, a mark that ties with WR Freddie Mitchell for the most by any active Chiefs player.

2002: Appeared in eight games and was listed as inactive for eight contests with a fractured left hip ... Totaled 47 carries for 242 yards (5.1 avg.), as well as 10 catches for 91 yards (9.1 avg.) ... Suffered a fractured left hip in the second quarter of the season opener vs. Philadelphia (9/8) and was listed as inactive for the next eight contests with that injury ... Returned to action vs. Pittsburgh (11/17), accounting for three carries and 18 yards ... Registered 10 carries for a season-high 85 yards with a career-long 39-yard run vs. New England (12/16) ... Produced 17 yards on 11 carries as well as one catch for 10 yards in an AFC Divisional Playoff Game vs. Pittsburgh (1/11) ... Recorded nine carries for 24 yards to go along with five catches for 25 yards in the AFC Championship Game at Oakland (1/19).

St. Louis (1998-01): Appeared in 58 games (22 starts) in four seasons with St. Louis ... Posted 210 carries for 636 yards (3.0 avg.) with 10 touchdowns and 29 catches for 301 yards (10.4 avg.) and two TDs ... Had three rushes for 15 yards and four receptions for 18 yards in seven postseason contests (three starts).

2001: Saw duty in 16 regular season games and all three postseason games of the club's Super Bowl XXXVI run ... Produced 13 carries for 42 yards with one score and one catch for 14 yards ... Also led the club with 15 special teams tackles ... Notched one special teams tackle in Super Bowl XXXVI vs. New England (2/3/02).

2000: Played in 14 games with a career-high nine starts, working as both a FB and a RB ... Registered 21 carries for 70 yards (3.3 avg.) with three TDs ... Served as lead blocker for RB Marshall Faulk's MVP season in which he posted a then-NFL record 26 touchdowns ... Saw action in the club's NFC Wild Card Playoff Game at New Orleans (1/30).

1999: Saw action in 15 games (six starts) seeing duty at both FB and RB ... Had 78 carries for a career-high 294 yards (3.8 avg.) with four touchdowns and 14 receptions for 163 yards (11.6 avg.) with one TD ... Caught his first career touchdown pass on a one-yard pass from QB Kurt Warner at New Orleans (12/12) ... Accumulated a career-high 86 yards on 15 carries at Philadelphia (1/2/00) ... Started three playoff games at fullback, recording three carries for 15 yards and caught four passes for 18 yards ... Notched one carry for 11 yards in Super Bowl XXXIV vs. Tennessee (1/30/00).

1998: Appeared in 13 games as a rookie with St. Louis, making five starts at running back ... Compiled 98 carries for 230 yards with two TDs ... Was inactive for the first three games of the season ... Started his first career NFL game and produced a career-best 21 carries for 84 yards with two touchdowns vs. Arizona (9/27).

College: Concluded his collegiate career at Illinois as the school's all-time rushing leader with 4,105 yards, shattering the previous Illini record of 2,887 yards ... Also finished sixth in Big Ten history in career rushing yards ... Earned first-team All-Big Ten honors as a senior after setting the Illinois single-season record with 294 carries for 1,253

yards (4.3 avg.) and four touchdowns ... Also led team with 35 receptions for 277 yards (7.9 avg.) with two TDs in his final collegiate season ... Took home third-team All-America honors from *The Poor Man's Guide to the NFL Draft* in '97 ... Set collegiate highs as a junior with 1,343 yards on 260 carries (4.9 avg.) with 12 touchdowns, and caught 23 passes for 241 yards (10.5 avg.) with one TD ... Majored in Communications at Illinois.

Personal:

- Two-time All-Region pick at Mesa High School in Mesa, Arizona, lettered twice in football.
- Gained 1,613 rushing yards on 132 carries with 19 touchdowns during his senior season.
- Earned All-America and All-Far West honors from *Prep Football Report*, adding all-state and *Long Beach Press Telegram* "Best in the West" honors in his final prep season.
- Also lettered in track, leading his 4x400-meter relay team to the state title.
- Was a high school teammate of San Francisco QB Tim Rattay.
- Lived with grandparents from eighth grade until his sophomore year of high school before moving to Mesa, Arizona to live with his aunt and uncle.
- Credits his uncle Rodney Holcombe with much of his success in football. Rodney played collegiately at Lamar University (Beaumont, Texas).
- Full name: Robert Holcombe.
- Married, wife Maureen.
- The Holcombes split their residence between Creve Coeur, Missouri and Nashville, Tennessee.



HOLCOMBE'S NFL STATISTICS



Year	Team	G-S	RUSHING					RECEIVING					SP. TEAM Tackles	
			No.	Yds.	Avg.	LG	TD	No.	Yds.	Avg.	LG	TD		
1998	St. Louis	13-6	98	230	2.3	12	2	6	34	5.7	15	0	3	
1999	St. Louis	15-7	78	294	3.8	34	4	14	163	11.6	30	1	0	
2000	St. Louis	14-9	21	70	3.3	11	3	8	90	11.3	19	1	1	
2001	St. Louis	16-0	13	42	3.2	11	1	1	14	14.0	14	0	15	
2002	Tennessee	8-0	47	242	5.1	39	0	10	91	9.1	18	0	2	
2003	Tennessee	15-0	63	201	3.2	21	1	19	121	6.4	11	1	1	
2004	Tennessee	16-8	17	62	3.6	20	0	11	60	5.5	9	0	1	
Totals			97-30	337	1,141	3.4	39	11	69	573	8.3	30	3	23

Additional Stats: Ran for a two-point conversion vs. Buffalo (12/14/03).

SINGLE-GAME CAREER HIGHS

Rushing Attempts: 21 vs. Arizona (9/27/98)

Rushing Yards: 86 at Philadelphia (1/2/00)

Long Run: 39 vs. New England (12/16/02)

Rushing TDs: 2 vs. Arizona (9/27/98)

Receptions: 4 vs. Buffalo (12/14/03)

Receiving Yards: 46 vs. Carolina (11/14/99)

Long Reception: 30 vs. Carolina (11/14/99)

Receiving TDs: 1, three times,

last vs. Indianapolis (12/7/03)

POSTSEASON

Year	Team	G-S	RUSHING					RECEIVING					SP. TEAM Tackles	
			No.	Yds.	Avg.	LG	TD	No.	Yds.	Avg.	LG	TD		
1999	St. Louis	3-3	3	15	5.0	11	0	4	18	4.5	12	0	1	
2000	St. Louis	1-0	0	0	0.0	--	0	0	0	0.0	--	0	0	
2001	St. Louis	3-0	0	0	0.0	--	0	0	0	0.0	--	0	2	
2002	Tennessee	2-0	20	41	2.1	11	0	6	35	5.8	10	0	0	
2003	Tennessee	1-1	0	0	0.0	--	0	0	0	0.0	--	0	0	
Totals			10-4	23	56	2.4	11	0	10	10	10.0	10	0	3

Three-Time Pro Bowler (2001-03)

31

Priest HOLMES

Running Back • 5-9 • 213



Born: October 7, 1973
Fort Smith, Arkansas

Texas
Unrestricted Free Agent (2001)
NFL: 9 (5th with Chiefs)
GP/GS: (102/73) **Playoffs:** (5/2)

Pro Career: Three-time Pro Bowl running back enters his fifth season with Kansas City in 2005 after signing with the Chiefs with virtually no national fanfare as an unrestricted free agent from Baltimore on April 21, 2001 ... Has been nothing short of sensational during his first four campaigns in a Kansas City uniform ... Will attempt to regain his Pro Bowl form this season after missing the final eight contests of 2004 with a strained MCL in his right knee at Tampa Bay (11/7) ... Was on a torrid pace entering that contest, leading the NFL in both rushing yards (833) and scoring (84) at the time ... Has displayed the ability to bounce back from medical setbacks throughout his football career ... Whether it was overcoming a torn ACL at the University of Texas in '95, a sprained MCL with Baltimore in '99 or a right hip injury with Kansas City in 2002, has always come back seemingly even better than before after all of those maladies ... Underwent a procedure to remove some soft tissue and loose fragments from his hip (3/25/03) and resumed his record-breaking ways in 2003 ... Hopes to make make a similar recovery in 2005 from last year's knee injury ... Despite missing the final eight games of 2004 with a right knee ailment, still continued his record-breaking rampage a year ago ... Among Holmes' notable accomplishments last season, he became the Chiefs career leader in rushing yards (5,482) and yards from scrimmage (7,645), while establishing NFL marks for the most total TDs (66) and most rushing TDs (62) over a three-year span, racking up those touchdown totals from 2002-04 ... Has piled up points at a prolific pace during his Kansas City tenure, owning 456 points with the Chiefs, the third-highest tally in team history ... Is Kansas City's career leader with 76 total TDs, including a franchise-record 70 rushing scores ... Established a pair of NFL single-season records for rushing and total touchdowns with 27 TDs in 2003 ... His 27 total TDs broke Marshall Faulk's

previous standard (26 in 2000), while his 27 rushing TDs overtook a mark owned by Emmitt Smith (25 in '95) ... His 48 rushing TDs from 2002-03 also established the best two-year total in league annals ... Ranks 14th in NFL history with 80 career rushing TDs and ranks fourth among active players, trailing only Marshall Faulk (100), Curtis Martin (85) and Jerome Bettis (82) ... Has registered nine games during his NFL career with three or more rushing TDs and is just one more contest away from tying

EXTRA POINTS

Holmes has scored 66 total TDs over the past three seasons (2002-04), the highest tally by any player over a three-year span in NFL history.

the league mark for such games held by Hall of Fame RB Jim Brown (10) ... Owns a total of 12 games in which he has scored three or more total TDs (rushing and receiving), including a pair of contests with four rushing TDs ... Is on the cusp of breaking even more Chiefs records in 2005 ... Currently owns 1,156 rushing attempts to rank third in team annals and needs just 91 more to overtake RB Christian Okoye (1,246) for the franchise's all-time lead ... Has handled the ball 1,381 times from scrimmage with the Chiefs and needs just 65 more touches to overtake RB Ed Podolak (1,381) for the most in team history ... With 2,163 receiving yards in a Chiefs uniform is just 667 yards away from surpassing FB Kimble Anders (2,829) for the highest total ever assembled by a Kansas City running back ... Meanwhile, his 225 receptions are the third-highest total produced by a Chiefs RB and are the ninth-highest tally by any player in franchise history ... No matter how you measure it, has simply been one of the NFL's most productive all-around player since coming to Kansas City ... Despite missing 10 games due to injury over the past four seasons (2001-04), no NFL back has averaged more rushing yards per game (101.5) or more yards from scrimmage per game (141.6) than Holmes ... Incredibly, Holmes has averaged 15.9 scrimmage yards per game more since 2001 than his next-closest competitor, San Diego RB LaDainian Tomlinson (125.7) ... Dating back to the start of the 2001 campaign, Tomlinson (7,921) is the only player who owns more yards from scrimmage than Holmes



NFL LEADERS

RUSHING YARDS PER GAME 2001-04



1. 101.5 Priest Holmes Kansas City
2. 100.3 Clinton Portis DEN, WAS
3. 100.0 Jamal Lewis Baltimore
4. 93.6 LaDainian Tomlinson San Diego
5. 93.1 Ricky Williams MIA, NO

(7,645), who has piled up his numbers in nine fewer contests than the Chargers Pro Bowl RB ... Racked up a franchise-record 2,287 yards from scrimmage in 2002 alone, the sixth-highest seasonal mark in NFL history ... Over the past four seasons, N.Y. Giants RB Tiki Barber (2,213) is the only NFL back to own more receiving yards than Holmes (2,163) ... Owns 31 career regular season 100-yard rushing games, including a franchise-record 24 with Kansas City ... Only Green Bay RB Ahman Green (25) and N.Y. Jets RB Curtis Martin (25) have topped the century mark more frequently since 2001 ... Holmes' teams are 22-9 (7-0 with Baltimore, 15-9 with Kansas City) when he tops the 100-yard rushing plateau in regular season play ... Also owns a 100-yard rushing effort in postseason play with the Chiefs ... Ranks 34th on the NFL's all-time rushing yardage chart with 7,584 yards ... Has rattled off three 1,000-yard rushing campaigns with the Chiefs, averaging an impressive 1,370.5 rushing yards per season since his arrival at Arrowhead ... Is the only player in franchise history to compile multiple 1,000-yard campaigns ... Registered 892 rushing yards and 14 ground TDs in only eight games a year ago ... Piled up 1,420 rushing yards in 2003 after setting a franchise record and earning NFL Offensive Player of the Year honors from the Associated Press with a 1,615-yard effort in just 14 games in 2002 ... His 3,170 ground yards from 2001-02 were by far the highest two-year total in Chiefs history ... Led the NFL in rushing with 1,555 yards in 2001 ... Has lopped the 1,000-yard barrier a total of four times in his career, including a 1,008-yard effort with Baltimore in '98 ... Productive player always seems to find a way to move the chains ... Already owns Chiefs records for rushes of 10+ yards in a career (172), season (53 in 2002) and game (10 at Oakland 12/9/01) ... Has also produced three of the top six single-game rushing performances in team history ... Talented Texan is truly a humble competitor who typically prefers to credit his offensive line and one of the league's most talented lead blockers in two-time Pro Bowl FB Tony Richardson for much of his success ... Despite frequently shunning the spotlight, is still a supremely confident all-around performer whose passion and enthusiasm for the game rubs off on his teammates ... Is an avid chess player, who compares his running style to that cerebral game: "Chess is a time game, it's a game of patience, and that pretty much defines how I run the ball," says Holmes. "I'm patient, always looking for the opportunity and trying to capitalize off the other person's mistake." ... In terms of a specific chess piece, likens himself to a bishop: "I like the bishop because he can just sit there on the rim, then slice your throat and you never see it coming. You will forget about it, and that's when I attack. The bishop is a lot like me in that regard. Just when you think you have me, I'm already behind you." ... Simply provides Kansas City a true home-run hitter in the backfield, regardless of how you describe his style ... Is truly a threat to take the ball all the way every time he touches the pignskin, but some of his more remarkable runs come when he inexplicably turns would-be losses into gains ... Is also truly appreciative of his teammates ... Along with 10-time Pro Bowl G

Will Shields, actually invited the whole squad to join them for the Pro Bowl in Honolulu after he earned his initial berth to that squad following the 2001 campaign ... Provides Kansas City with a multi-purpose threat out of the backfield, making him a key cog in the Chiefs offensive setup ... Along with Abner Haynes, Joe Delaney and Tony Reed is one of just four players in franchise annals to register a 100-yard double-double (100 yards rushing and 100 yards receiving) and is the only player in Chiefs history to own two such games ... In total, has registered four career 100-yard receiving games in a KC uniform, just one behind Haynes who owns the Chiefs RB record with five such contests ... Broke his own Chiefs single-season receiving records for RBs in 2003 with 74 catches for 690 yards ... Former rookie free agent initially made a name for himself in Baltimore as an accomplished pass catcher, hauling in a franchise-record 13 passes in a single game for the Ravens in '98 ... Became the first Ravens runner to ever post a 1,000-yard season when he piled up 1,008 yards in '98 ... Accepted a reduced role in Baltimore in 2000 to allow Jamal Lewis to blossom, which helped pave the way for the Ravens march to a victory in Super Bowl XXXV ... Has seen action in 102 career regular season games with 73 starts ... Owns 1,615 carries for 7,584 yards (4.7 avg.) with 80 TDs, as well as 313 receptions for 2,748 yards (8.8 avg.) and seven TDs ... Has been named AFC Offensive Player of the Week six times, getting that honor five times with the Chiefs and once with the Ravens ... Was also named AFC Offensive Player of the Month in October of both 2002 and 2004 ... Has been responsible for 519 first downs in his career, gaining 429 with Kansas City and 90 during his tenure in Baltimore ... Has also returned five kickoffs for 51 yards and owns seven special teams tackles ... Owns three career pass attempts with one INT ... Has played in five postseason games (two starts), amassing 42 carries for 221 yards (5.3 avg.) with two TDs ... Saw action in four postseason games with the Ravens including a start in Super Bowl XXXV vs. the N.Y. Giants (1/28/01).



NFL LEADERS
MOST SCRIMMAGE YARDS
PER GAME, 2001-04



1. 141.6 Priest Holmes Kansas City
2. 125.7 LaDainian Tomlinson San Diego
3. 121.1 Clinton Portis DEN, WAS
4. 119.7 Ahman Green Green Bay
5. 118.6 Ricky Williams NO, MIA

Transactions: Signed a four-year contract extension with Kansas City (9/3/03) ... Signed a five-year contract with Kansas City as an unrestricted free agent from Baltimore (4/21/01) ... Resigned with Baltimore (6/9/00) ... Originally entered the NFL as a rookie free agent with Baltimore in '97.

Kansas City (2001-04): Has started 54 games in four seasons with the Chiefs ... Has carried the ball 1,156 times for 5,482 yards (4.7 avg.) with 70 TDs and has 225 receptions for 2,163 yards (9.6 avg.) with six TDs ... Also owns two pass attempts ... In one postseason start, produced 24

carries for 176 yards (7.3 avg.) with two TDs to go with five receptions for 32 yards.

2004: Started eight games at RB and was inactive for four contests with a strained right MCL before being placed on injured reserve on December 9th ... Carried the ball 196 times for 892 yards (4.6 avg.) with 14 TDs and added 19 receptions for 187 yards (9.8 avg.) with a TD ... Had five 100-yard rushing days and 27 carries of 10+ yards in 2004 ... Rushed 46 times for 121 yards (2.6 avg.) with 12 TDs in the Red Zone ... Carried the ball 26 times for 151 yards at Denver (9/12). Those 151 rushing yards were the most ever by a Chiefs back on Opening Day, surpassing the previous mark of 143 yards established by RB Christian Okoye vs. Atlanta (9/1/91) ... Carried the ball 32 times for 134 yards vs. Houston (9/26). Became the all-time leading rusher in Chiefs history with a seven-yard carry in the third quarter, bypassing Christian Okoye (4,897). Did not catch a pass, snapping his string of 48 consecutive games with a reception. Also had his streak of eight consecutive games with a rushing TD snapped, the second-longest string in team history ... Rushed 33 times for 125 yards with two TDs to win AFC Offensive Player of the Week Honors at Baltimore (10/4). His 33 carries were the second-highest total of his career and his most as a member of the Chiefs. Became only the fourth RB since the AFL-NFL merger in '70 to reach the 5,000-yard plateau with a team in 50 games or less, doing it in his 50th contest with the Chiefs. Joined Eric Dickerson (45 games - Rams), Earl Campbell (46 games - Oilers) and Terrell Davis (50 games - Broncos) as the other backs to accomplish that feat ... Had a 28-yard TD reception at Jacksonville (10/17). Recorded his 1,289th career attempt from scrimmage to bypass RB Christian Okoye (1,288) for the second-highest total in team history ... Rushed 22 times for 139 yards with a career-high four TDs vs. Atlanta (10/24). Those four rushing scores tied for the highest single-game rushing total in team history. Combined with RB Derrick Blaylock to become the first pair of teammates in NFL history to each score four rushing TDs in the same game. Became the sixth player in NFL history to register four rushing TDs in a half and was the fifth player in NFL history with at least two games with four or more rushing TDs ... Carried the ball 32 times for 143 yards (4.5 avg.) with three TDs and caught three passes for 82 yards (27.3 avg.) to earn FedEx Ground Player of the Week vs. Indianapolis (10/31). It was his ninth career game with three or more rushing TDs, a total matched by only Jim Brown (10) and Emmitt Smith (9). Surpassed WR Otis Taylor (7,467) for the most yards from scrimmage in Chiefs history in the second quarter. It was his ninth career game with three or more rushing TDs, tying RB Emmitt Smith for second in NFL history ... Scored a total of four rushing TDs vs. Atlanta and Indianapolis, the highest two-game scoring tally of his career ... Totaled 106 carries for 482 yards with nine TDs and three 100-yard games to go with 10 receptions for 170 yards and a TD in October to earn AFC Player of the Month honors ... Rushed 16 times for 59 yards with one TD and recorded four receptions for three yards before leaving the game in the third quarter with a strained

NFL LEADERS	
MOST RECEIVING YARDS	
RUNNING BACKS, 2001-04	
1. 2,213	Tiki Barber.....N.Y. Giants
2. 2,163	Priest Holmes.....Kansas City
3. 2,022	LaDainian Tomlinson...San Diego
4. 1,967	Charlie Garner.....OAK, TB
5. 1,902	Marshall Faulk.....St. Louis

right MCL at Tampa Bay (11/7) ... Was inactive at New Orleans (11/14), vs. New England (11/22), vs. San Diego (11/28) and at Oakland (12/5) with that injury and was subsequently placed on injured reserve on December 9th.

2003: Started 16 games at RB ... Gained his third straight Pro Bowl invitation, becoming the first Chiefs RB to earn three such berths ... Was named All-Pro by the AP, *The Sporting News* and *Football Digest* ... Earned All-NFL and All-AFC honors from *Pro Football Weekly* ... Carried the ball 320 times for 1,420 yards (4.4 avg.) with a career-high and NFL-record 27 TDs ... Had a team-high 74 catches for a career-high 690 yards (9.3 avg.) ... His 1,420 rushing yards ranked fifth in the AFC and ninth in the NFL ... Those 1,420 rushing yards were also the fourth-best single-season total in team history ... His 2,110 total combined yards were third in the AFC and fifth in the NFL ... Led the NFL with 27 TDs and ranked second among all players with 162 points, trailing only St. Louis K Jeff Wilkins (163) ... Those 27 total TDs ranked as the best single-season total in NFL history, breaking the previous mark of 26 set by St. Louis RB Marshall Faulk in 2000 ... Joined Emmitt Smith (Dallas - '95) and Terry Allen (Washington - '96) as the only three RBs in NFL history to score more rushing TDs than any other team in the league in a season ... His 27 ground scores were the best seasonal total in NFL history, breaking Smith's mark of 25 in '95 ... His 162 points were the highest single-season total in team history ... Was fourth in the AFC and seventh in the NFL with 40 carries of 10+ yards ... Had 76 carries for 235 yards (3.1 avg.) with 25 TDs to lead the NFL in Red Zone rushing ... His 690 receiving yards were the highest single-season total by a RB in franchise annals and were second only to San Diego's LaDainian Tomlinson (725) among NFL running backs on the season ... His 74 catches were also the highest single-season total by a RB in team history and were the third-best tally by an NFL player at his position on the year ... Joined Tomlinson and New Orleans RB Deuce McAllister as the only three RBs in the league with 1,000+ yards rushing and 500+ yards receiving ... Led all NFL RBs with seven catches of 20+ yards ... His 124 first downs

CHIEFS RECORD BOOK	
MOST RUSHING YARDS	
CAREER	
1. 5,482	Priest Holmes.....2001-04
2. 4,897	Christian Okoye.....1987-92
3. 4,451	Ed Podolak.....1969-77
4. 3,837	Abner Haynes.....1960-64
5. 3,698	Marcus Allen.....1993-97

led the NFL, as well ... Posted two rushing TDs vs. San Diego (9/7) ... Had 122 rushing yards with three TDs vs. Pittsburgh (9/14) ... Had a pair of ground scores at Houston (9/21) ... Had a string of 426 touches from scrimmage (349 rushes/77 receptions) without losing a fumble dating back to a game at New England (9/22/02) snapped when he lost a fumble on his final carry in the fourth quarter vs. Denver (10/5) ... Rushed 27 times for 123 yards with one TD at Oakland (10/20) ... Had three rushing TDs vs. Buffalo (10/26) ... Had a two-TD performance vs. Cleveland (11/9) ... Recorded six receptions for 100 yards vs. Oakland (11/23), his fourth career 100-yard receiving day. Also became the first player in Chiefs history to eclipse the 1,000-yard rushing mark in three separate seasons ... Toted the ball 31 times for a season-high 162 yards with two TDs at San Diego (11/30). Scored his 45th rushing TD with the Chiefs on a seven-yard run in the first quarter to bypass RB Marcus Allen (44) for the all-time rushing TD lead in team history ... Posted a pair of rushing TDs at Denver (12/7) ... Had three ground scores vs. Detroit (12/14). Also bypassed RB Ed Podolak (4,451) to move into second on the Chiefs all-time rushing chart ... Registered three rushing TDs at Minnesota (12/20) ... Produced a pair of rushing TDs vs. Chicago (12/28). Recorded a one-yard TD run in the second quarter for his 26th rushing TD of the season to bypass RB Emmitt Smith for the best single-season rushing TD total in NFL history. Scored his 27th total TD of the campaign on a two-yard run in the third quarter to surpass RB Marshall Faulk (26) for the most total TDs in a season in NFL history. That TD was also his 61st with the Chiefs to overtake WR Otis Taylor (60) for the most TDs in team history ... Started an AFC Divisional Playoff Game vs. Indianapolis (1/11/04), rushing 24 times and setting Chiefs single-game postseason records with 176 yards, a long run of 48 yards and two TDs. Also caught five passes for 32 yards. His 208 combined net yards were the third-highest tally in Chiefs postseason history.

2002: Started 14 games at RB ... Was inactive for the final two games of the year with a right hip injury ... Named the NFL Offensive Player of the Year by the Associated Press and was a consensus All-Pro selection ... Was voted to the Pro Bowl, received the club's Derrick Thomas Award as the Chiefs MVP and was named the club's offensive captain, all for the second consecutive season ... Was also named to Phil Simms' All-Iron Team ... Led the NFL with a franchise-best 2,287 total yards from scrimmage, the sixth-highest seasonal total in league history ... Ranked third in the NFL with a club-record 1,615 rushing yards, breaking his own mark set in 2001 ... Produced 313 carries for 1,615 yards (5.2 avg.)

with 21 TDs and 70 receptions for 672 yards (9.6 avg.) with a career-best three TD catches ... Led the league with 144 points and 24 total TDs ... Scored a TD in a club-record 11 consecutive games, the third-longest streak in NFL annals ... Ranked second in the league in Red Zone rushing with 62 carries for 214 yards and 19 TDs ... Set club records with nine 100-yard rushing days and 53 runs of 10+ yards ... Led the NFL with 130 first downs (100 rush, 30 rec.) ... Toted the ball 22 times for 122 yards with a career-high four TDs at Cleveland (9/8). His four rushing TDs tied RB Abner Haynes for the most in a game in club annals ... Attempted a pass to TE Tony Gonzalez vs. Jacksonville (9/15) ... Had 180 rushing yards with two TDs at New England (9/22), including a one-yard scoring plunge to send the game to OT ... Produced 152 rushing yards with a TD and 81 receiving yards with a TD to win AFC Offensive Player of the Week honors at the N.Y. Jets (10/6). Scored the game-winning TD with 21 seconds remaining on a 19-yard reception. Became the quickest Chief to ever reach the 2,000-yard rushing mark, doing it in his 21st game, breaking the previous mark of 30 games established by RB Christian Okoye ... Earned AFC Offensive Player of the Month accolades in October ... Rushed a season-high 31 times for 104 yards with one TD vs. Buffalo (11/17), topping the 1,000-yard plateau, becoming the fastest player in Chiefs history to do so, accomplishing the feat in the season's 10th game ... Had a season-high 197 rushing yards with two TDs and a career-high 110 receiving yards with a TD at Seattle (11/24). His 197 rushing yards and 307 total yards from scrimmage were the second-highest single-game totals in team history, while his scrimmage yardage tally was the fourth-highest total in NFL history ... Carried the ball 24 times for 132 yards with two TDs vs. St. Louis (12/8). It was his 11th consecutive game with a rushing TD, extending his team record for rushing TDs and consecutive games with at least one TD (rushing or receiving). It also tied for the third-longest streak of games with a rushing TD in NFL history ... Rushed 18 times for 161 yards at Denver (12/15) before leaving the game in the third quarter with a right hip strain. His final run of the season was a 56-yard gain down the sideline before S Tyrone Poole tackled him from behind at the four-yard line. It was his fifth consecutive 100-yard game, a team single-season record ... Was inactive vs. San Diego (12/22) and at Oakland (12/28).

2001: Started all 16 games at RB ... Earned his initial Pro Bowl berth, as well as first-team All-Pro honors from AP and *College and Pro Football Newsweekly* ... Garnered All-AFC accolades from *Pro Football Weekly* and *Football News*, as well as second-team All-AFC mention from *Football Digest* ... Also received a spot on Howie Long's All-Tough



NFL LEADERS

MOST YARDS FROM
SCRIMMAGE, 2001-04

1. 7,921 LaDainian Tomlinson ... San Diego
2. 7,645 Priest Holmes ... Kansas City
3. 7,302 Ahman Green ... Green Bay
4. 7,199 Tiki Barber ... N.Y. Giants
5. 6,892 Shaun Alexander ... Seattle



NFL LEADERS

MOST RUSHING YARDS
2001-04

1. 5,899 LaDainian Tomlinson ... San Diego
2. 5,673 Ahman Green ... Green Bay
3. 5,624 Shaun Alexander ... Seattle
4. 5,612 Curtis Martin ... N.Y. Jets
5. 5,482 Priest Holmes ... Kansas City

Guy Team ... Received the club's Derrick Thomas Award as the Chiefs MVP and was named the club's offensive captain ... Won the NFL rushing title with 327 carries for 1,555 yards (4.8 avg.) with eight TDs, breaking RB Christian Okoye's single-season Chiefs rushing record of 1,480 yards set in '89 ... Joined Okoye ('89) as the only other Kansas City player to lead the NFL in rushing when he did it in 2001 ... Also joined Haynes who paced the AFL with 875 ground yards in '60 as the only other player in team history to lead the league in rushing ... Became the first undrafted player to win the NFL rushing title since San Francisco's Joe "The Jet" Perry did it in '54 ... Accounted for 77.4% of the Chiefs total rushing yards, the highest percentage by an individual RB in team history ... Also caught 62 passes for 614 yards (8.0 avg.) with two TDs ... Led the NFL with 2,169 total yards from scrimmage ... Led the NFL with 52 runs of 10+ yards ... Tied with RB Ahman Green (Green Bay) for the league lead with 11 runs of 20+ yards ... Tied for the NFL lead with seven 100-yard rushing games ... Registered 101 first downs, a figure topped only by Faulk (110) in the NFL ... Made his inaugural start in a Chiefs uniform vs. Oakland (9/9), producing seven carries for 21 yards ... Earned AFC Offensive Player of the Week honors after registering 225 total yards at Washington (9/30). Had 147 rushing yards with two TDs and 78 receiving yards with one score ... Had a 150-yard, two-TD rushing performance vs. Pittsburgh (10/14) ... Had a season-long 41-yard run at Arizona (10/21) ... Established season highs with 30 carries for 181 yards with one TD at San Diego (11/4). His yardage tally was the highest tally ever recorded by any opponent against the Chargers ... Topped the career 3,000-yard mark vs. Seattle (11/25) ... Produced 100 receiving yards vs. Philadelphia (11/29), making him the first Chiefs RB to accomplish that feat since RB Todd McNair at San Diego (12/23/90) ... Earned AFC Offensive Player of the Week honors when he registered a season-high 277 total yards at Oakland (12/9), the highest figure in the NFL for the entire year. Had 28 rushes for 168 yards with a TD, breaking the 1,000-yard barrier in the process. Added five receptions for a season-high 109 yards (21.8 avg.), including a career-long 67-yard TD reception. His 643 yards from scrimmage over a three-game span (190 yards vs. Seattle, 176 yards vs. Philadelphia and 277 yards at Oakland) were the most in the NFL over a three-game span within one season since the late RB Walter Payton had 746 yards in November of '77 ... Racked up 29 carries for 121 yards with a TD vs. Denver (12/16), making him the first Chiefs RB to record back-to-back 100-yard rushing games since Word in '92 ... Rushed 23 times for 117 yards at Seattle (1/6/02), breaking Okoye's club single-season mark of 1,480 rushing yards on a 22-yard run in the second quarter.

Baltimore (1997-00): Appeared in 48 games with 19 starts ... Had 459 carries for 2,182 yards (4.6 avg.) with 10 scores ... Also contributed 88 receptions for 585 yards (6.6 avg.) and one TD ... Had 18 carries for 45 yards and one reception for four yards in four playoff games (one start).

2000: Played in all 16 games (two starts) ... Was the Ravens second-leading rusher, getting 137 carries for 588 yards (4.3 avg.) with two TDs ... Caught 32 passes for 221 yards ... Started at Pittsburgh (9/3), rushing 27 times for 119 yards ... Had a season-long 21-yard rush at Washington (10/15) ... Had a season-long 27-yard reception vs. the N.Y. Jets (12/24) ... Played in all four of the club's postseason games (one start), carrying the ball 18 times for 45 yards ... Had five carries for six yards vs. Denver (12/31) ... Saw reserve duty in an AFC Divisional Playoff win at Tennessee (1/7/01) ... Produced nine carries for 31 yards (3.4 avg.) in the AFC Championship Game at Oakland (1/14/01) ... Started in Baltimore's Super Bowl XXXV victory vs. the N.Y. Giants (1/28/01), producing four carries for eight yards.



**NFL RECORD BOOK
MOST TOTAL TDS
THREE-YEAR SPAN**



1.	66	Priest Holmes, KC	2002-04
2.	62	Emmitt Smith, DAL	1994-96
3.	61	Priest Holmes, KC	2001-03
4.	59	Marshall Faulk, STL	1999-01
5.	57	Emmitt Smith, DAL Marshall Faulk, STL	1993-95 2000-02

1999: Had his season curtailed by a knee injury, playing in just nine games (four starts) ... Finished the year with 89 carries for 506 yards (5.7 avg.) with one TD, getting 412 of those yards over the final five games ... Also caught 13 passes for 104 yards and a TD ... Topped the 100-yard barrier in a pair of games ... Did not start vs. Pittsburgh (9/19) while nursing a sprained right MCL, rushing once for two yards ... Was inactive vs. Cleveland (9/26), at Atlanta (10/3) and at Tennessee (10/10) ... Did not play vs. Kansas City (10/21) or vs. Buffalo (10/31) ... Saw reserve action at Cleveland (11/7) and at Cincinnati (11/21) ... Entered the game for an injured RB Errict Rhett vs. Tennessee (12/5) after a rib injury to Rhett, registering nine totes for 100 yards, including a career-long 72-yard run ... Returned to the starting lineup for the season's final four games, beginning at Pittsburgh (12/12) when he ran 18 times for 130 yards (7.2 avg.) with a TD ... Caught a 34-yard TD pass from QB Tony Banks vs. New Orleans (12/19), his first career scoring reception.

1998: Saw action in all 16 games, starting the final 13 games ... Rushed 233 times for 1,008 yards with seven TDs, becoming the initial Ravens RB to hit the 1,000-yard plateau ... Topped the club with 43 receptions, registering 260 yards ... Also had five special teams tackles ... Recorded four 100-yard rushing games and added a 99-yard effort ... Got his first six NFL carries for 23 yards vs. Pittsburgh (9/6) ... Recorded a career-high four special teams tackles at Jacksonville (9/20) ... Exploded for 27 carries and 173 yards with two TDs in his first NFL start vs. Cincinnati (9/27), earning AFC Offensive Player of the Week honors ... Caught a franchise-

record and career-high 13 passes for 98 yards vs. Tennessee (10/11) ... Racked up 27 carries for 99 yards vs. Oakland (11/8) ... Set a career high with 227 rushing yards at Cincinnati (11/22), the highest single-game rushing total of the season in the NFL and the fourth-highest in the '90s. Piled up that yardage tally on a personal-best 36 carries.

1997: Played in seven games as a rookie ... Finished the year with two tackles on special teams, plus a 14-yard kickoff return ... Saw first career action at Tennessee (9/21), returning the opening kickoff of the second half 14 yards and recording a special teams tackle ... Also had a special teams tackle vs. Seattle (12/7).



**NFL RECORD BOOK
MOST RUSHING TDS
THREE-YEAR SPAN**



1.	62	Priest Holmes, KC	2002-04
2.	58	Emmitt Smith, DAL	1994-96
3.	56	Priest Holmes, KC	2001-03
4.	55	Emmitt Smith, DAL	1993-95
5.	49	Terrell Davis, DEN	1996-98

College: Concluded his collegiate career at Texas with 252 carries for 1,276 yards (5.1 avg.) with 20 TDs ... Bounced back in '96 after sitting out the '95 season with a torn anterior cruciate ligament suffered in '95 spring practice ... Tallied 59 carries for 324 yards with 13 TDs, the sixth-highest single-season TD total in school history as a senior in '96 ... Ran for 120 yards and three TDs in the Big 12 Championship game over third-ranked Nebraska ... Started five of 12 games, rushing 120 times for 524 yards and five TDs as a junior in '94 ... Rushed for over 100 yards in three straight games (Pitt, Louisville and TCU), the first time since '80 that a UT back accomplished that feat ... Started twice as a sophomore in '93 and put up 39 carries for 237 yards with two TDs ... Played in the final seven games of the '92 season as a true freshman and finished with 34 carries for 191 yards ... Won *USA Today* fabulous freshman honorable mention honors ... Majored in Sport Management at Texas.

Personal:

- Led Marshall High School in San Antonio to the Class 5A title game with 2,031 rushing yards and 26 total TDs as a senior, despite missing four games with a deep thigh bruise.
- Earned Offensive Player of the Year honors from the *San Antonio Light*.
- Totaled 4,080 rushing yards in his prep career.
- Was the recipient of "The J.B. Award for Teamwork" from FOX Sports personality James Brown at the NFL Players Awards Gala in Washington, D.C. in April of 2005.
- Earned Offensive Player of the Year honors from the *San Antonio Light*.
- Received the 2004 Civic Leader Award from the National Consortium for Academics and Sports.

- Holmes' father Herman Morris is a master sergeant in the Army Reserves and has served in Iraq overseeing transportation units and supply convoys.
- Was honored as the Snickers Hungriest Player of the Year at Super Bowl XXXIX. As a special surprise, the award was presented by his parents, including his father who was on leave from military service in Iraq.
- Was named one of the "Top 100 Good Guys" in sports by *The Sporting News* in 2003.
- Coordinates many charitable efforts through his "Team Priest" program.
- Provided custom mouth pieces for 1,200 student-athletes in the Kansas City, Missouri School District through "Team Priest" in 2003.
- Named the Greater San Antonio "Sportsman of the Year" by the *San Antonio Express-News* in 2002.
- Serves as a national spokesperson for the National Dairy Council.
- Was honored as a top role model for youths along with Chiefs President Carl Peterson and FB Tony Richardson at the 42nd Annual Pop Warner All-American Awards in Orlando, Florida in May of 2002.
- Received the Special Achievement Award for Professional Athletics from the Kansas City Sports Commission in June of 2002.
- Was nominated for a 2002 ESPY in the category of "Best NFL Player," and attended the event hosted by Samuel L. Jackson.
- Established a Chess Club at Kansas City's Police Athletic League Center in 2002. Provided a chess tutor twice a week for the children after school.
- Won the Chiefs Unsung Hero Award from the NFL Players Association in 2002.
- Was depicted on the Midwest Dairy Council's growth poster in 2002 which was distributed in a three-state area, promoting a healthy diet.
- Served as a spokesperson for the Chiefs/Price Chopper MVP Kid program in 2002 and 2003, a recognition program for middle school students.
- Hosts free summer camps for underprivileged youths in his hometown of San Antonio.
- Drove a '88 Ford Mustang (the same car he drove in high school) until '97.
- Given one of three "Father of the Year" awards by the Afro-American Newspapers during his stay in Baltimore.
- Active member of the Fellowship of Christian Athletes.
- A supporter and benefactor of the Children's Miracle Network and its battle against Muscular Dystrophy.
- Full name: Priest Anthony Holmes.
- Single, with three sons De'Andre (12), Jekovan (7) and Corion (3).
- Splits his residence between Lee's Summit, Missouri and San Antonio, Texas.

**HOLMES' NFL STATISTICS**

Year	Team	G-S	RUSHING					RECEIVING				
			No.	Yds.	Avg.	LG	TD	No.	Yds.	Avg.	LG	TD
1997	Baltimore	7-0	0	0	0.0	--	0	0	0.0	--	0	
1998	Baltimore	16-13	233	1,008	4.3	56	7	43	260	6.0	25	0
1999	Baltimore	9-4	89	506	5.7	72	1	13	104	8.0	34	1
2000	Baltimore	16-2	137	588	4.3	21	2	32	221	6.9	27	0
2001	Kansas City	16-16	327	1,555	4.8	41	8	62	614	9.9	67	2
2002	Kansas City	14-14	313	1,615	5.2	56	21	70	672	9.6	64	3
2003	Kansas City	16-16	320	1,420	4.4	31	27	74	690	9.3	36	0
2004	Kansas City	8-8	196	892	4.6	33	14	19	187	9.8	52	1
Totals		102-73	1,615	7,584	4.7	72	80	313	2,748	8.8	67	7

Additional Stats: Has four kickoff returns for 51 yards – one for 14 yards in '97, two for 30 yards in '98 and one for seven yards in 2000. Has three pass attempts with one INT – had one attempt intercepted at San Diego (11/15/98), had one attempt vs. Jacksonville (9/15/02) and one attempt vs. Denver (10/5/03). Has seven special teams tackles – two in '97 and five in '98.

**REGULAR SEASON
SINGLE-GAME CAREER HIGHS**

Rushing Attempts: 36 at Cincinnati (11/22/98)	Long Reception: 67 at Oakland (12/9/01)
Rushing Yards: 227 at Cincinnati (11/22/98)	Receiving TDs: 1, seven times, last at Jacksonville (10/17/04)
Long Run: 72 vs. Tennessee (12/5/99)	Yards From Scrimmage: 307 at Seattle (11/24/02)
Rushing TDs: 4 at Cleveland (9/8/02) vs. Atlanta (10/24/04)	Sp. Teams Tackles: 4 at Jacksonville (9/20/98)
Receptions: 13 vs. Tennessee (10/11/98)	
Receiving Yards: 110 at Seattle (11/24/02)	

POSTSEASON

Year	Team	G-S	RUSHING					RECEIVING				
			No.	Yds.	Avg.	LG	TD	No.	Yds.	Avg.	LG	TD
2000	Baltimore	4-1	18	45	2.6	11	0	1	4	4.0	4	0
2003	Kansas City	1-1	24	176	7.3	48	2	5	32	6.4	13	0
Totals		5-2	42	221	5.3	48	2	6	36	6.0	13	0

**POSTSEASON
SINGLE-GAME CAREER HIGHS**

Rushing Attempts: 24 vs. Indianapolis (1/11/04)	Receiving Yards: 32 vs. Indianapolis (1/11/04)
Rushing Yards: 176 vs. Indianapolis (1/11/04)	Long Reception: 13 vs. Indianapolis (1/11/04)
Long Run: 48 vs. Indianapolis (1/11/04)	Yards From Scrimmage: 208 vs. Indianapolis (1/11/04)
Rushing TDs: 2 vs. Indianapolis (1/11/04)	
Receptions: 5 vs. Indianapolis (1/11/04)	

STREAKS AND MILESTONES: Ranks first in Chiefs history with 5,482 rushing yards. Has rushed 1,156 times for third in team history, needing two more attempts to bypass Ed Podolak (1,157) for second and 91 to surpass Okoye (1,246) for the all-time lead. Has 225 career receptions for ninth in team history. Needs 64 more to bypass Podolak (288) for eighth. His 225 receptions rank as the third-highest total by a running back in Chiefs history and he needs 64 more catches to surpass Podolak (288) for second. Played in his 100th career game vs. Atlanta (10/24/04).



**HOLMES' TOP OFFENSIVE PERFORMANCES
COMBINED NET YARDS**



Date	Opponent	Rushing			Receiving			Combined Net Yds.		
		No.	Yds.	Avg.	No.	Yds.	Avg.	No.	Yds.	Avg.
1. 11/24/02	@ Seattle#	23	197	8.6	7	110	15.7	30	307	10.2
2. 12/9/01	@ Oakland#	28	168	6.0	5	109	21.8	33	277	8.4
3. 10/6/02	@ N.Y. Jets#	23	152	6.6	9	81	9.0	32	233	7.3
4. 11/22/98	@ Cincinnati*	36	227	6.3	0	0	0.0	36	227	6.3
5. 9/30/01	@ Washington#	23	147	6.4	5	78	15.6	28	225	8.0

* with Baltimore # with Kansas City

HOLMES' GAME-BY-GAME STATISTICS

1997 — Baltimore Ravens

Date	Opponent	Rushing					Receiving				
		No.	Yds.	Avg.	LG	TD	No.	Yds.	Avg.	LG	TD
8/31	Jacksonville			Inactive							
9/7	Cincinnati			Inactive							
9/14	@ N.Y. Giants			Inactive							
9/21	@ Tennessee	0	0	0.0	--	0	0	0.0	--	0	
9/28	@ San Diego			Inactive							
10/5	Pittsburgh			Inactive							
10/19	Miami			Inactive							
10/26	@ Washington			Inactive							
11/2	@ N.Y. Jets			Inactive							
11/9	@ Pittsburgh	0	0	0.0	--	0	0	0.0	--	0	
11/16	Philadelphia	0	0	0.0	--	0	0	0.0	--	0	
11/23	Arizona			Inactive							
11/30	@ Jacksonville	0	0	0.0	--	0	0	0.0	--	0	
12/7	Seattle	0	0	0.0	--	0	0	0.0	--	0	
12/14	Tennessee	0	0	0.0	--	0	0	0.0	--	0	
12/21	@ Cincinnati	0	0	0.0	--	0	0	0.0	--	0	

1998 — Baltimore Ravens

Date	Opponent	Rushing					Receiving				
		No.	Yds.	Avg.	LG	TD	No.	Yds.	Avg.	LG	TD
9/6	Pittsburgh	6	23	3.8	12	0	2	4	2.0	4	0
9/13	@ N.Y. Jets	1	3	3.0	3	0	0	0	0.0	--	0
9/20	@ Jacksonville	0	0	0.0	--	0	1	3	3.0	3	0
*9/27	Cincinnati	27	173	6.4	47	2	2	5	2.5	7	0
*10/11	Tennessee	14	29	2.1	6	0	13	98	7.5	18	0
*10/18	@ Pittsburgh	23	76	3.3	15	0	6	42	7.0	15	0
*10/25	@ Green Bay	10	41	4.1	12	0	4	25	6.3	25	0
*11/1	Jacksonville	3	10	3.3	4	0	1	4	4.0	4	0
*11/8	Oakland	27	99	3.7	25	0	0	0	0.0	--	0
*11/15	@ San Diego	6	9	1.5	8	0	1	1	1.0	1	0
*11/22	@ Cincinnati	36	227	6.3	56	1	0	0	0.0	--	0
*11/29	Indianapolis	22	103	4.7	36	2	4	26	6.5	12	0
*12/6	@ Tennessee	11	27	2.5	7	0	4	34	8.5	12	0
*12/13	Minnesota	8	39	4.9	17	1	1	5	5.0	5	0
*12/20	@ Chicago	11	17	1.5	8	0	1	1	1.0	1	0
*12/27	Detroit	28	132	4.7	16	1	3	12	4.0	9	0

1999 — Baltimore Ravens

Date	Opponent	Rushing					Receiving				
		No.	Yds.	Avg.	LG	TD	No.	Yds.	Avg.	LG	TD
9/12	@ St. Louis	12	52	4.3	18	0	2	3	1.5	9	0
9/19	Pittsburgh	1	2	2.0	2	0	0	0	0.0	--	0
9/26	Cleveland			Inactive/Knee							
10/3	@ Atlanta			Inactive/Knee							
10/10	@ Tennessee			Inactive/Knee							
10/21	Kansas City			Did Not Play							
10/31	Buffalo			Did Not Play							
11/7	@ Cleveland	10	40	4.0	9	0	0	0	0.0	--	0
11/14	@ Jacksonville			Did Not Play							
11/21	@ Cincinnati	0	0	0.0	--	0	0	0.0	--	0	
11/28	Jacksonville			Did Not Play							
12/5	Tennessee	9	100	11.1	72	0	1	13	13.0	13	0
*12/12	@ Pittsburgh	18	130	7.2	64	1	0	0	0.0	--	0
*12/19	New Orleans	10	28	2.8	16	0	3	44	14.7	34	1
*12/26	Cincinnati	13	59	4.5	13	0	1	1	1.0	1	0
*1/2	@ New England	16	95	5.9	13	0	6	43	7.2	11	0



CHIEFS RECORD BOOK MOST TOTAL TDs CAREER



1. 76	Priest Holmes	2001-04
2. 60	Otis Taylor	1965-75
3. 58	Abner Haynes	1960-64
4. 55	Chris Burford	1960-67
5. 54	Tony Gonzalez	1997-04



CHIEFS RECORD BOOK MOST RUSHING TDs CAREER



1. 70	Priest Holmes	2001-04
2. 44	Marcus Allen	1993-97
3. 40	Christian Okoye	1987-92
4. 39	Abner Haynes	1960-65
5. 34	Ed Podolak	1969-77

2000 — Baltimore Ravens

Date	Opponent	Rushing					Receiving				
		No.	Yds.	Avg.	LG	TD	No.	Yds.	Avg.	LG	TD
*9/3	@ Pittsburgh	27	119	4.4	18	0	4	32	8.0	13	0
*9/10	Jacksonville	10	54	5.4	20	0	4	18	4.5	9	0
9/17	@ Miami	6	25	4.2	12	0	2	18	9.0	18	0
9/24	Cincinnati	8	51	6.4	13	0	4	48	12.0	16	0
10/1	@ Cleveland	20	82	4.1	14	0	2	12	6.0	10	0
10/8	@ Jacksonville	2	-6	-3.0	-3	0	0	0	0.0	--	0
10/15	@ Washington	4	25	6.3	21	0	0	0	0.0	--	0
10/22	Tennessee	6	30	5.0	15	0	3	5	1.7	5	0
10/29	Pittsburgh	5	19	3.8	11	0	0	0	0.0	--	0
11/5	@ Cincinnati	3	8	2.7	4	0	1	0	0.0	0	0
11/12	@ Tennessee	3	2	0.7	5	0	2	15	7.5	14	0
11/19	Dallas	13	64	4.9	11	1	4	34	8.5	13	0
11/26	Cleveland	17	64	3.8	12	1	0	0	0.0	--	0
12/10	San Diego	7	16	2.3	6	0	2	6	3.0	5	0
12/17	@ Arizona	4	28	7.0	10	0	1	-7	-7.0	-7	0
12/24	@ N.Y. Jets	2	7	3.5	4	0	3	40	13.3	27	0
Playoffs											
12/31	Denver	5	6	1.2	4	0	0	0	0.0	--	0
1/7	@ Tennessee	0	0	0.0	--	0	0	0	0.0	--	0
1/14	@ Oakland	9	31	3.4	11	0	0	0	0.0	--	0
*1/28	N.Y. Giants	4	8	2.0	6	0	1	4	4.0	4	0

2001 — Kansas City Chiefs

Date	Opponent	Rushing					Receiving				
		No.	Yds.	Avg.	LG	TD	No.	Yds.	Avg.	LG	TD
*9/9	Oakland	7	21	3.0	7	0	1	1	1.0	1	0
*9/23	N.Y. Giants	8	30	3.8	9	0	3	17	5.7	8	0
*9/30	@ Washington	23	147	6.4	27	2	5	78	15.6	31	1
*10/7	@ Denver	17	42	2.5	8	0	7	58	8.3	13	0
*10/14	Pittsburgh	20	150	7.5	26t	2	3	-1	-0.3	7	0
*10/21	@ Arizona	15	85	5.7	41	0	3	24	8.0	9	0
*10/25	Indianapolis	15	55	3.7	19	0	3	23	7.7	11	0
*11/4	@ San Diego	30	181	6.0	26	1	1	9	9.0	9	0
*11/11	@ N.Y. Jets	18	71	3.9	11	0	3	1	0.3	1	0
*11/25	Seattle	26	120	4.6	12	0	3	70	23.3	55	0
*11/29	Philadelphia	18	76	4.2	16	0	8	100	12.5	37	0
*12/9	@ Oakland	28	168	6.0	20	1	5	109	21.8	67t	1
*12/16	Denver	29	121	4.2	14	1	1	8	8.0	8	0
*12/23	San Diego	23	80	3.5	14	0	3	12	4.0	9	0
*12/30	@ Jacksonville	27	91	3.4	12	1	7	53	7.6	17	0
*1/6	@ Seattle	23	117	5.1	22	0	6	52	8.7	17	0

2002 — Kansas City Chiefs

Date	Opponent	Rushing					Receiving				
		No.	Yds.	Avg.	LG	TD	No.	Yds.	Avg.	LG	TD
*9/8	@ Cleveland	22	122	5.5	26t	4	6	19	3.2	14	0
*9/15	Jacksonville	22	84	3.8	12	0	5	32	6.4	11	0
*9/22	@ New England	30	180	6.0	25	2	5	18	3.6	9	1
*9/29	Miami	23	52	2.3	25t	1	6	63	10.5	24	0
*10/6	@ N.Y. Jets	23	152	6.6	27	1	9	81	9.0	19t	1
*10/13	@ San Diego	23	63	2.7	18	1	7	96	13.7	22	0
*10/20	Denver	24	113	4.7	14	3	7	38	5.4	15	0
*10/27	Oakland	23	91	4.0	15	1	6	93	15.5	49	0
*11/10	@ San Francisco	11	51	4.6	12t	1	2	5	2.5	6	0
*11/17	Buffalo	31	104	3.4	15	1	3	23	7.7	13	0
*11/24	@ Seattle	23	197	8.6	30	2	7	110	15.7	64t	1
*12/1	Arizona	16	113	7.1	21	2	-3	56	18.7	41	0
*12/8	St. Louis	24	132	5.5	17	2	2	16	8.0	13	0
*12/15	@ Denver	18	161	8.9	56	0	2	22	11.0	16	0
12/22	San Diego	<i>Inactive/Hip</i>									
12/28	@ Oakland	<i>Inactive/Hip</i>									

CHIEFS RECORD BOOK
MOST RECEPTIONS
RUNNING BACK, CAREER

1. 369	Kimble Anders	1991-00
2. 288	Ed Podolak	1969-77
3. 225	Priest Holmes	2001-04
4. 197	Abner Haynes	1960-64
5. 186	Todd McNair	1989-93, '96

CHIEFS RECORD BOOK
MOST REC. YARDS
RUNNING BACK, CAREER

1. 2,829	Kimble Anders	1991-00
2. 2,739	Abner Haynes	1960-65
3. 2,456	Ed Podolak	1969-77
4. 2,163	Priest Holmes	2001-04
5. 1,945	Curtis McClinton	1962-69

2003 — Kansas City Chiefs

Date	Opponent	Rushing					Receiving				
		No.	Yds.	Avg.	LG	TD	No.	Yds.	Avg.	LG	TD
*9/7	San Diego	18	85	4.7	24t	2	7	98	14.0	31	0
*9/14	Pittsburgh	26	122	4.7	31t	3	2	6	3.0	5	0
*9/21	@ Houston	18	89	4.9	15	2	4	67	16.8	31	0
*9/28	@ Baltimore	22	90	4.1	14	0	4	13	3.3	15	0
*10/5	Denver	17	97	5.7	22	0	4	14	3.5	10	0
*10/12	@ Green Bay	22	81	3.7	8	1	6	59	9.8	17	0
*10/20	@ Oakland	27	123	4.6	20	1	4	50	12.5	25	0
*10/26	Buffalo	15	83	5.5	15t	3	3	26	8.7	10	0
*11/9	Cleveland	19	92	4.8	17	2	7	66	9.4	14	0
*11/16	@ Cincinnati	16	62	3.9	20	0	4	36	9.0	22	0
*11/23	Oakland	21	91	4.3	19	1	6	100	16.7	36	0
*11/30	@ San Diego	31	162	5.2	25	2	4	24	6.0	10	0
*12/7	@ Denver	12	44	3.7	7	2	7	33	4.7	10	0
*12/14	Detroit	18	94	5.2	17	3	5	42	8.4	12	0
*12/20	@ Minnesota	18	55	3.1	11	3	5	50	10.0	17	0
*12/28	Chicago	20	50	2.5	8	2	2	6	3.0	5	0
Playoffs											
*1/11	Indianapolis	24	176	7.3	48	2	5	32	6.4	13	0

2004 — Kansas City Chiefs

Date	Opponent	Rushing					Receiving				
		No.	Yds.	Avg.	LG	TD	No.	Yds.	Avg.	LG	TD
*9/12	@ Denver	26	151	5.8	33t	3	2	-2	-1.0	4	0
*9/19	Carolina	16	66	4.1	17	1	3	16	5.3	6	0
*9/26	Houston	32	134	4.2	18	0	0	0	0.0	-	0
*10/4	@ Baltimore	33	125	3.8	16	2	0	0	0.0	-	0
*10/17	@ Jacksonville	19	75	3.9	9	0	4	47	11.8	28t	1
*10/24	Atlanta	22	139	6.3	16	4	3	41	13.7	33	0
*10/31	Indianapolis	32	143	4.5	21t	3	3	82	27.3	52	0
*11/7	@ Tampa Bay	16	59	3.7	13	1					
11/14	@ New Orleans										
11/22	New England										
11/28	San Diego										
12/5	@ Oakland										
12/13	@ Tennessee										
12/19	Denver										
12/25	Oakland										
1/2	@ San Diego										

*Indicates Games Started



HOLMES' 100-YARD RECEIVING GAMES (4)



Date	Opponent	No.	Yds.	Avg.	LG	TD	Result
#11/29/01	Philadelphia	8	100	12.5	37	0	L, 10-23
#12/9/01	@ Oakland	5	109	21.8	67	1	L, 26-28
#11/24/02	@ Seattle	7	110	15.7	64	1	L, 32-39
#11/23/03	Oakland	6	100	16.7	36	0	W, 27-24

with Kansas City



**CHIEFS RECORD BOOK
MOST YARDS FROM SCRIMMAGE
CAREER**



1.	7,645	Priest Holmes (5,482 rush/2,163 rec.)	2001-04
2.	7,467	Otis Taylor (161 rush/7,306 rec.)	1965-75
3.	6,907	Ed Podolak (4,451 rush/2,456 rec.)	1969-77
4.	6,802	Henry Marshall (257 rush/6,545 rec.)	1976-87
5.	6,413	Carlos Carson (53 rush/6,360 rec.)	1980-89



HOLMES VS. THE NFL
1997-04
(REGULAR SEASON)



Team	G-S	Att.	Yds.	Avg.	YPG	LG	TD	100-Yard Games
Arizona	3-2	35	226	6.5	75.3	41	2	1
Atlanta	1-1	22	139	6.3	139.0	16	4	1
Baltimore	2-2	55	215	3.9	107.5	16	2	1
Buffalo	2-2	46	187	4.1	93.5	15	4	1
Carolina	1-1	16	66	4.1	66.0	17	1	0
Chicago	2-2	31	67	2.2	33.5	8	2	0
Cincinnati	8-4	103	580	5.6	72.5	56	3	2
Cleveland	5-2	88	400	4.5	80	26	7	1
Dallas	1-0	13	64	4.9	64.0	11	1	0
Denver	7-7	143	729	5.1	104.1	56	9	4
Detroit	2-2	46	226	4.9	113.0	17	4	1
Green Bay	2-2	32	122	3.8	61.0	12	1	0
Houston	2-2	50	223	4.5	111.5	18	2	1
Indianapolis	3-3	69	301	4.4	100.3	36	5	2
Jacksonville	8-5	83	308	3.7	38.5	20	1	0
Kansas City	0-0	0	0	0.0	0.0	--	0	0
Miami	2-1	29	77	2.7	38.5	25	0	0
Minnesota	2-2	26	94	3.6	47.0	17	4	0
New England	2-2	46	275	6.0	137.5	25	2	1
New Orleans	1-1	10	28	2.8	28.0	16	0	0
N.Y. Giants	1-1	8	30	3.8	30.0	9	0	0
N.Y. Jets	4-2	44	233	5.3	61.0	27	1	1
Oakland	6-6	133	593	4.5	98.8	25	4	2
Philadelphia	2-1	18	76	4.2	38.0	16	0	0
Pittsburgh	9-5	126	641	5.1	71.2	64	6	4
San Francisco	1-1	11	51	4.5	51.0	12	1	0
St. Louis	2-1	36	184	5.1	92.0	18	2	1
San Diego	7-6	138	596	4.3	85.1	26	6	2
Seattle	4-3	72	434	6.0	108.5	30	2	3
Tampa Bay	1-1	16	59	3.7	59.0	13	1	0
Tennessee	7-2	43	188	4.4	26.9	72	0	1
Washington	2-1	27	172	6.4	86.0	27	2	1
Totals	102-73	1,615	7,584	4.7	74.4	72	80	31



CHIEFS RECORD BOOK
MOST 100-YARD RUSHING
GAMES, CAREER



1. **24** Priest Holmes 2001-03
2. 14 Christian Okoye 1987-92
3. 12 Abner Haynes 1960-65
4. 9 Ed Podolak 1969-77
5. 7 Mike Garrett 1966-70
- Barry Word 1990-92



CHIEFS RECORD BOOK
MOST 100-YARD RUSHING
GAMES, SEASON



1. **9** Priest Holmes 2002
2. 8 Christian Okoye 1989
3. **7** Priest Holmes 2001
4. 5 Joe Delaney 1981
5. 4 Abner Haynes 1962
- Mike Garrett 1967



CHIEFS RECORD BOOK
MOST POINTS SCORED
CAREER



1. 1,466 Nick Lowery 1980-93
2. 1,231 Jan Stenerud 1967-79
3. **456** Priest Holmes 2001-04
4. 442 Pete Stoyanovich 1996-00
5. 360 Otis Taylor 1965-75



CHIEFS RECORD BOOK
MOST TOUCHES FROM
SCRIMMAGE, CAREER



1. 1,445 Ed Podolak 1969-77
2. **1,381** Priest Holmes 2001-04
3. 1,288 Christian Okoye 1987-92
4. 1,073 Marcus Allen 1993-97
5. 993 Abner Haynes 1960-65



HOLMES' REGULAR SEASON 100-YARD RUSHING GAMES (31)



Date	Opponent	No.	Yds.	Avg.	LG	TD	Result
*9/27/98	Cincinnati	27	173	6.4	47	2	W, 31-24
*11/22/98	@ Cincinnati	36	227	6.3	56	1	W, 20-13
*11/29/98	Indianapolis	22	103	4.7	36	2	W, 38-31
*12/27/98	Detroit	28	132	4.7	16	1	W, 19-10
*12/5/99	Tennessee	9	100	11.1	72	0	W, 41-14
*12/12/99	@ Pittsburgh	18	130	7.2	64	1	W, 31-24
*9/3/00	@ Pittsburgh	27	119	4.4	18	0	W, 16-0
#9/30/01	@ Washington	23	147	6.4	27	2	W, 45-13
#10/14/01	Pittsburgh	20	150	7.5	26	2	L, 17-20
#11/4/01	@ San Diego	30	181	6.0	26	1	W, 25-20
#11/25/01	Seattle	26	120	4.6	12	0	W, 19-7
#12/9/01	@ Oakland	28	168	6.0	20	1	L, 26-28
#12/16/01	Denver	29	121	4.2	14	1	W, 26-23 OT
#1/6/02	@ Seattle	23	117	5.1	22	0	L, 18-21
#9/8/02	@ Cleveland	22	122	5.5	26	4	W, 40-39
#9/22/02	@ New England	30	180	5.0	25	2	L, 38-41 OT
#10/6/02	@ N.Y. Jets	23	152	6.6	27	1	W, 29-25
#10/20/02	Denver	24	113	4.7	14	3	L, 34-37 OT
#11/17/02	Buffalo	31	104	3.4	15	1	W, 17-16
#11/24/02	@ Seattle	23	197	8.6	30	2	L, 32-39
#12/1/02	Arizona	16	113	7.1	21	2	W, 49-0
#12/8/02	St. Louis	24	132	5.5	17	2	W, 49-10
#12/15/02	@ Denver	18	161	8.9	56	0	L, 24-31
#9/14/03	Pittsburgh	26	122	4.7	31	3	W, 41-20
#10/20/03	@ Oakland	27	123	4.6	20	1	W, 17-10
#11/30/03	@ San Diego	31	162	5.2	25	2	W, 28-24
#9/12/04	@ Denver	26	151	5.8	33	3	L, 24-34
#9/26/04	Houston	32	134	4.2	18	0	L, 21-24
#10/4/04	@ Baltimore	33	125	3.8	16	2	W, 27-24
#10/24/04	Atlanta	22	139	6.3	16	4	W, 56-10
#10/31/04	Indianapolis	32	143	4.5	21	3	W, 45-35

* with Baltimore # with Kansas City

RECORD WHEN HOLMES HAS A 100-YARD RUSHING GAME

Overall:	22-9
Kansas City:	15-9
Baltimore:	7-0



NFL LEADERS MOST 100-YARD RUSHING GAMES, 2001-04



1.	25	Ahman Green	Green Bay
		Curtis Martin	N.Y. Jets
3.	24	Priest Holmes	Kansas City
4.	23	Clinton Portis	DEN, WAS
5.	22	Ricky Williams	NO, MIA



HOLMES' GAMES WITH THREE OR MORE TOUCHDOWNS (12)



Date	Opponent	Rush	Rec.	Total
1.	9/30/01 @ Washington	2	1	3
2.	9/8/02 @ Cleveland	4	0	4
3.	9/22/02 @ New England	2	1	3
4.	10/20/02 Denver	3	0	3
5.	11/24/02 @ Seattle	2	1	3
6.	9/14/03 Pittsburgh	3	0	3
7.	10/26/03 Buffalo	3	0	3
8.	12/14/03 Detroit	3	0	3
9.	12/20/03 @ Minnesota	3	0	3
10.	9/12/04 @ Denver	3	0	3
11.	10/24/04 Atlanta	4	0	4
12.	10/31/04 Indianapolis	3	0	3



CHIEFS RECORD BOOK MOST RUSH ATTEMPTS CAREER



1.	1,246	Christian Okoye	1987-92
2.	1,157	Ed Podolak	1969-77
3.	1,156	Priest Holmes	2001-04
4.	932	Marcus Allen	1993-97
5.	792	Abner Haynes	1960-64

RUSHING TITLE WINNERS



1960

ABNER HAYNES			
Atts.	Yds.	Avg.	TDs
156	875	5.6	9



AFL Rushing Leaders - 1960

Player	Team	Yds.
1. Abner Haynes	Kansas City	875
2. Paul Lowe	Los Angeles	855
3. Billy Cannon	Houston	644
4. Dave Smith	Houston	643
5. Tony Teresa	Oakland	608



CHRISTIAN OKOYE

Atts.	Yds.	Avg.	TDs
370	1,480	4.0	12

1989

NFL Rushing Leaders - 1989

Player	Team	Yds.
1. Christian Okoye	Kansas City	1,480
2. Barry Sanders	Detroit	1,470
3. Eric Dickerson	Indianapolis	1,311
4. Neal Anderson	Chicago	1,275
5. Dalton Hillard	New Orleans	1,262



2001

PRIEST HOLMES			
Atts.	Yds.	Avg.	TDs
327	1,555	4.8	8



NFL Rushing Leaders - 2001

Player	Team	Yds.
1. Priest Holmes	Kansas City	1,555
2. Curtis Martin	N.Y. Jets	1,513
3. Stephen Davis	Washington	1,432
4. Ahman Green	Green Bay	1,387
5. Marshall Faulk	St. Louis	1,382

81

Chris HORN

Wide Receiver • 5-11 • 195

Born: July 13, 1977
Notus, Idaho

Rocky Mountain
Free Agent (2003)
NFL: 3 (3rd with Chiefs)
GP/GS: (14/0) Playoffs: (0/0)



Pro Career: Former Arena League wide receiver embarking on his third season with the Chiefs in 2005 ... Emerged as an offensive and special teams contributor for Kansas City in 2004 ... Saw his first NFL regular season action last year appearing in 14 games ... Sure-handed receiver capitalized on his opportunity by making 15 catches for 178 yards and one touchdown ... Despite small frame is not afraid to go across the middle and make difficult catches to move the chains ... Has shown the ability to get open in key situations and has developed into a valuable possession receiver ... Made Kansas

City's Opening Day roster in 2003 and spent a total of seven weeks on the Chiefs 53-man roster, seeing every-other-week duty through the season's initial 14 weeks ... Was on the practice squad for the final three regular season games of 2003, in addition to the club's playoff contest ... Well-traveled player who had stops with the Arizona Rattlers (2001-02) of the Arena Football League and the Billings Thunderbolts (2000) of the Indoor Football League before participating in his first NFL training camp with Kansas City in 2003 ... Also added a tour of duty in NFL Europe to his resume in 2004.

Transactions: Signed a two-year contract with Kansas City (9/25/04) ... Added to Kansas City's practice squad (9/6/04) ... Released from Kansas City's roster (9/5/04) ... Signed a two-year contract with Kansas City (1/27/04) ... Added to Kansas City's practice squad (12/10/03) ... Released from Kansas City's active roster (12/8/03), (11/26/03), (11/11/03), (10/22/03), (10/8/03), (9/23/03) and (9/10/03) ... Signed two-year contracts with Kansas City (12/3/03), (11/19/03), (11/3/03), (10/15/03), (10/1/03), (9/16/03) ... Added to Kansas City's practice squad (9/25/03) ... Signed a two-year contract with Kansas City (4/10/03) ... Signed with the Arizona Rattlers of the Arena Football League (2/20/01) ... Played for the Billings Thunderbolts of the Indoor Football League in 2000.

2004: Appeared in 14 games on offense and special teams ... Had 15 catches for 178 yards (11.9 avg.) with one TD and one rush for 12 yards ... Also had four kickoff returns for 44 yards (11.0 avg.) and recorded eight special teams tackles ... Played in first NFL game, catching two passes for 16 yards vs. Houston (9/26), recording his first career TD reception on a six-yard catch from QB Trent Green in the third quarter ... Registered a career-high five receptions for a personal-best 60 yards at Baltimore (10/4) ... Caught a career-long 30-yard pass, returned two kickoffs for 16 yards and had one special teams tackle at Tampa Bay (11/7) ... Produced one catch for 17 yards on the game-winning drive and returned two kickoffs for 28 yards to go with two special teams tackles at Tennessee (12/13) ... Left the game in the second quarter with a left knee sprain vs. Denver (12/19) ... Caught four passes for 43 yards vs. Oakland (12/25).

NFL Europe (2004): Started 10 games for the Amsterdam Admirals ... Caught 34 passes for 593 yards (17.4 avg.) with one TD and rushed two times for 10 yards ... Returned six punts for 18 yards and one kickoff for 18 yards ... Added five special teams tackles ... Ranked seventh in the league with 603 yards from scrimmage ... Ranked second in NFL Europe in receiving yardage.

2003: Was inactive for seven games ... Spent seven weeks on Kansas City's 53-man roster ... Also saw four weeks of duty on the Chiefs practice squad ... Was inactive vs. San Diego (9/7) ... Was released on September 10th and re-signed on September 16th ... Was inactive at Houston (9/21) ... Was released on September 23rd and added to the practice squad on September 25th ... Was re-signed on October 1st ... Was inactive vs. Denver (10/5) ... Was released on October 8th and was re-signed on October 15th ... Was inactive at Oakland (10/20) ... Was released on October 22nd and was re-signed on November 3rd ... Was inactive vs. Cleveland (11/9) ... Was released on November 11th and was re-signed on November 19th ... Was inactive vs. Oakland (11/23) ... Was released on November 26th and re-signed on December 3rd ... Was inactive at Denver (12/7) and was released on December 8th ... Was added to the practice squad on December 10th.

Arena Football League (2001-02): Played in 28 games for Arizona, registering 134 catches for 1,675 yards (12.5 avg.) with 37 TDs and 24 carries for 61 yards (2.5 avg.) with nine scores

... Returned 61 kickoffs for 1,412 yards (23.1 avg.) and ran back 15 missed field goals for 247 yards (16.5 avg.) with one touchdown ... Added 60 tackles (43 solo), two interceptions, five passes defended, two fumble recoveries and five forced fumbles on defense ... Also played in four playoff games, catching 21 passes for 241 yards (11.5 avg.) with six touchdowns, in addition to six carries for one yard with one TD and eight kickoff returns for 134 yards (16.8 avg.).

EXTRA POINTS

Horn began his professional career playing for the Billings Thunderbolts of the Indoor Football League in Billings, Montana.

2002: Appeared in 14 games, ranking second in the league with 104 receptions for 1,329 yards (12.8 avg.) with 29 scores ... Added 14 carries for 50 yards (3.6 avg.) with five TDs and 42 kickoff returns for 979 yards (23.3 avg.) to go along with 22 defensive tackles (14 solo), two passes defended, one forced fumble and one fumble recovery ... Returned both a fumble and a missed field goal for TDs ... His 36 total touchdowns and 218 points led the league as he was named first-team All-Arena League as an offensive specialist ... Also saw action in two playoff games, registering 14 catches for 185 yards (13.2 avg.) with five TDs and two kickoff returns for 24 yards (12.0 avg.).

2001: Saw duty in 14 games, finishing the season with 30 catches for 346 yards (11.5 avg.) with eight TDs and 10 rushes for 11 yards with four scores ... Returned 19 kickoffs for 433 yards (22.9 avg.) in addition to 38 tackles, two INTs, three passes defended, four forced fumbles and a fumble recovery on defense ... Was named to the Arena League All-Rookie team ... Played in two playoff games, racking up seven catches for 56 yards (8.0 avg.) with a TD and rushing four times for three yards with a score ... Also returned six kickoffs for 110 yards (18.3 avg.) and had three tackles.

Indoor Football League (2000): Appeared in 14 games for the Billings Thunderbolts, catching 19 passes for 1,184 yards (10.9 avg.) with 28 scores ... Also added 27 carries for 107 yards (4.0 avg.) with five TDs and 33 kickoff returns for 679 yards (20.6 avg.) ... His 2,026 all-purpose yards led the IFL while his 109 receptions and 1,184 receiving yards each ranked second in the league ... Named to the IFL Pro Bowl as a member of the Western Conference.

College: A three-time All-America as a wide receiver at Rocky Mountain College in Billings, Montana ... Was an All-America selection as a kick returner ... Caught 249 passes for 4,168 yards (16.7 avg.) ... Returned 72 kickoffs for 1,699 yards (23.6 avg.) and 68 punts for 633 yards (9.3 avg.) ... Scored 46 total TDs ... Finished his college career seventh in NAIA history with 249 receptions ... Was named the Frontier Conference MVP his senior season ... Majored in Exercise Science at Rocky Mountain College.

Personal:

- Prepped at Notus High School in Notus, Idaho.
- Older brother Johnny was a college teammate, while his younger brother Jarrett played one season at Rocky Mountain College and currently plays at Boise State.
- Was inducted into the Rocky Mountain College Hall of Fame in 2005.

- Served as an intern with the Legacy Financial Group during the 2005 off-season.
- Full name: Christopher Michael Horn.
- Married, wife Amy with a son Christopher, born in February.
- The Horns reside in Caldwell, Idaho.

**HORN'S NFL STATISTICS**

Year	Team	G-S	RECEIVING					RUSHING				
			No.	Yds.	Avg.	LG	TD	No.	Yds.	Avg.	LG	TD
2003	Kansas City	0-0	0	0	0.0	--	0	0	0.0	--	0	
2004	Kansas City	14-0	15	178	11.9	30	1	1	12	12.0	12	0
Totals		14-0	15	178	11.9	30	1	1	12	12.0	12	0

Year	Team	PUNT RETURNS					KICKOFF RETURNS				
		No.	Yds.	Avg.	LG	TD	No.	Yds.	Avg.	LG	TD
2003	Kansas City	0	0	0.0	--	0	0	0	0.0	--	0
2004	Kansas City	0	0	0.0	--	0	4	44	11.0	17	0
Totals		0	0	0.0	--	0	4	44	11.0	17	0

Additional Stats: Had eight special teams tackles in 2004.

SINGLE-GAME CAREER HIGHS

Receptions: 5 at Baltimore (10/4/04)

Long Reception: 30 at Tampa Bay (11/7/04)

Receiving Yards: 60 at Baltimore (10/4/04)

Touchdowns: 1 vs. Houston (9/26/04)

11

Damon

HUARD

Quarterback • 6-3 • 212

Washington

Free Agent (2004)

NFL: 9 (2nd with Chiefs)

GP/GS: (38/6) Playoffs: (4/0)

Born: July 9, 1973
Yakima, Washington



Pro Career: Talented ninth-year signal-caller enters his second season with the Chiefs after joining the club as a free agent on June 4, 2004 ... Joins 11-year NFL veteran QB Todd Collins to give Kansas City a pair of experienced backups behind starting QB Trent Green ... Was listed as the club's third quarterback in 15 games last season and did not see regular season game action ... Did an exceptional job of replicating the idiosyncracies of opposing signal callers as Kansas City's scout team QB a year ago ... Came to Kansas City after a three-year stint in New England (2001-03), where he earned championship rings from Super Bowls XXXVI and XXXVIII ... Began his pro tenure with a four-year tour of duty in Miami ('97-00), learning the NFL quarterbacking trade working behind Hall of Famer Dan Marino ... Owns six games of experience as an NFL starter, posting a 5-1 record ... Won his first three career starts with Miami in '99 ... Is also an excellent placement holder, giving the club added flexibility in those situations ... Served as the starting quarterback for a Frankfurt

Galaxy squad that advanced to the World Bowl in '98 ... Went to training camp with Cincinnati as a rookie free agent in '96, but was released prior to the start of the regular season ... Owns 38 games (six starts)

EXTRA POINTS

Damon and his brother Brock became the league's first set of brothers to start at QB on the same weekend in NFL history on 11/26/00. Damon opened vs. Indianapolis as a member of the Dolphins, while Brock started vs. Denver for the Seahawks.

of NFL experience, completing 170 of 289 passes for 1,691 yards with nine TDs and eight INTs, good for a 74.3 rating ... Has also rushed 30 times for 127 yards (4.2 avg.) ... In four career playoff games, has completed five of 16 passes for 46 yards, while adding three carries for no yards.

Transactions: Signed a two-year contract with Kansas City (9/27/04) ... Released by Kansas City (9/25/04) ... Signed a two-year contract with Kansas City (6/4/04) ... Signed a three-year contract with New England (4/2/01) ... Released by Miami (3/19/01) ... Re-signed with Miami (12/6/99) ... Signed as a restricted free agent with Miami (5/11/99) ... Signed by Miami from the practice squad (9/6/97) ... Added to Miami's practice squad (8/26/97) ... Released by Miami (8/25/97) ... Signed by Miami (4/25/97) ... Released by Cincinnati (8/20/96) ... Originally entered the NFL as a rookie free agent with Cincinnati (4/22/96).

Kansas City (2004): Was on the 53-man roster for 15 games as the club's third quarterback.

New England (2001-03): Saw action in four games, attempting a pass and rushing two times for three yards ... Was a part of New England's Super Bowl XXXVI and XXXVIII squads.

2003: Served as the backup quarterback in 14 games and as the third QB in two contests ... Played in two games ... Served as the placement holder vs. Miami (12/7) ... Attempted one pass vs. Buffalo (12/27) ... Was the third QB in the AFC Divisional Playoff Game vs. Tennessee (1/10/04) ... Served as the backup QB in the AFC Championship Game vs. Indianapolis (1/18/04) ... Was the backup QB in Super Bowl XXXVIII vs. Carolina (2/1/04).

2002: Played in two games as the club's backup QB, rushing one time for four yards ... Saw his first action of the season vs. the N.Y. Jets (9/15), leading the club to a touchdown on his only drive of the game in the fourth quarter ... Rushed for four yards on a fake punt vs. Chicago (11/10).

2001: Did not see any regular season game action ... Was listed as the club's third QB at Cincinnati (9/9) and vs. the N.Y. Jets (9/23) ... Listed as the backup QB in the team's next seven contests ... Served as the third quarterback in the club's final seven regular season games ... Listed as the third QB in an AFC Divisional Playoff Game vs. Oakland (1/19/02), in the AFC Championship Game at Pittsburgh (1/27/02) and in Super Bowl XXXVI vs. St. Louis (2/3/02).

Miami (1997-00): Appeared in 34 games (six starts), completing 170 of 288 passes for 1,691 yards with nine TDs and eight INTs, good for a 74.6 rating ... Also rushed 28 times for 124 yards (4.4 avg.) ... Played in four postseason games, connecting on five of 16 passes for 46 yards and a 40.6 QB rating.

2000: Played in all 16 games as the holder and in three games (one start) at quarterback ... Completed 39 of 63 passes for 318 yards with a TD and three INTs for a 60.2 rating ... Connected on 16 of 29 throws for 128 yards with three INTs in his first action of the season at quarterback vs. the N.Y. Jets (11/19) ... Started in place of an injured Jay Fiedler at Indianapolis (11/26), completing 22 of 33 passes for a season-high 183 yards with a TD in a 17-14 comeback victory ... Completed one pass for seven yards at New England (12/24) ... Served as the holder in the AFC Wild Card Game vs. Indianapolis (12/30) ... Was the backup QB in an AFC Divisional Playoff Game at Oakland (1/6/01).

1999: Played in 16 games as the holder and saw duty in nine games (five starts) at QB, posting a 4-1 record as a starter ... Completed 125 of 216 passes for a career-high 1,288 yards with eight TDs and four INTs for a 79.8 QB rating ... Joined QB Earl Morrall as only the second quarterback in Dolphins

history to win his first three games as a starter. Morrall accomplished his feat during the Dolphins undefeated season in '72 ... Completed 24 of 42 passes for 240 yards with two TDs and one INT at New England (10/17) for a comeback 31-30 win to earn Miller Lite NFL Player of the Week honors. Added six carries for 52 yards ... Started his first NFL game in place of an injured Marino vs. Philadelphia (10/24), connecting on 15 of 21 passes for 142 yards with one INT and added six rushes for 12 yards ... Started at Oakland (10/31), completing 16 of 32 passes for 221 yards and caught a pass for no yards ... Opened vs. Tennessee (11/7), connecting on 15 of 25 passes for 210 yards with two TDs in his third consecutive victory, making him the first Dolphins QB to lead the team to three consecutive victories other than Dan Marino since David Woodley did it in '82 ... Completed nine of 25 throws for 65 yards with an INT in a start at Buffalo (11/14) ... Started his final game of the season vs. New England (11/21), connecting on 18 of 30 passes for 129 yards with two TDs before leaving the game in the third quarter with a broken nose ... Completed four of five passes for 44 yards at Dallas (11/25) ... Connected on six of seven passes for 75 yards with one TD at the N.Y. Jets (12/12) ... Completed 18 of 29 passes for 162 yards with a TD and an INT at Washington (1/2/00) ... Did not play in an AFC Wild Card Game at Seattle (1/9/00) ... Connected on five of 16 passes for 46 yards in AFC Divisional Playoff Game at Jacksonville (1/15/00).

1998: Played in two games ... Was the backup quarterback in eight games and was listed as the third quarterback in eight contests ... Completed six of nine passes for 85 yards with an INT for a 57.4 rating ... Made his NFL debut at the N.Y. Jets (10/4), completing two of three passes for 21 yards. Completed his first NFL pass to TE Ed Perry for 15 yards ... Connected on four of six passes for 64 yards with an INT at Atlanta (12/27) ... Played in the AFC Divisional Playoff Game at Denver (1/9/98).

NFL Europe (1998): Started all 10 games for the Frankfurt Galaxy of NFL Europe ... Completed 159 of 290 passes for 1,857 yards with 12 TDs and seven INTs, good for a 78.2 rating ... Added 28 carries for 65 yards with a touchdown ... Led the league with a 54.8 completion percentage and 1,857 passing yards ... Led the club to a 7-3 record and a berth in the World Bowl ... Forced to miss the World Bowl with a sprained AC joint in his right shoulder suffered in the final regular season game.

1997: Spent the first week of the season on the practice squad before being promoted to the 53-man roster on September 8th ... Served as the third QB for the final 15 games and the AFC Wild Card game at New England (12/28).

College: A four-year letterman and a three-year starter at Washington ... Completed 458 of 744 passes for 5,692 yards with 34 TDs and 28 INTs ... Ended his collegiate career as the Huskies all-time passing leader with 5,692 passing yards ... Connected on 184 of 267 throws for 2,415 yards with 11 TDs and six INTs his senior campaign ... His 2,415 passing yards ranked as the second-highest single-season total in school history ... Named the ABC Sports Player of the Game in Washington's 38-20 victory at Miami (9/24/94) that ended the Hurricanes NCAA-record 58-game home winning streak that dated back to '85 ... Majored in Business at Washington.

Personal:

- A two-sport standout in football and basketball at Puyallup High School in Puyallup, Washington.
- Earned All-America honors at quarterback and was named the Gatorade State Player of the Year as a senior.
- Played tight end as a sophomore before switching to quarterback his junior season.
- Led the state with a 24.6 ppg average as a junior on the basketball squad.
- Won a prize for catching the largest tuna at the Dolphins annual charity fishing tournament to benefit the Cystic Fibrosis Foundation in 2000.
- Served as an intern with the Legacy Financial Group during the past two off-seasons.
- Damon's brother Brock also played QB at the University of Washington and served as an NFL signal caller for Seattle (2000-01) and Indianapolis (2003).
- Another brother Luke played football at North Carolina and is currently the head coach at Interlake High School in Bellevue, Washington.
- Full name: Damon Paul Huard.
- Married, wife Julie with daughters Holly (5) and Brooke (1) and a son Samuel (2).
- The Huards reside in Clyde Hill, Washington.



HUARD'S NFL STATISTICS



PASSING

Year	Team	G-S	Att.	Comp.	Yds.	Comp.		TD	Pct.	INT	Pct.	LG	Rating
						Yds.	Pct.						
1997	Miami	0-0	0	0	0	0.0	0.00	0	0.0	0	0.0	--	0.0
1998	Miami	2-0	9	6	85	66.7	9.44	0	0.0	1	11.1	24	57.4
1999	Miami	16-5	216	125	1,288	57.9	5.96	8	3.7	4	1.9	69	79.8
2000	Miami	16-1	63	39	318	61.9	5.05	1	1.6	3	4.8	29	60.2
2001	New England	0-0	0	0	0	0.0	0.00	0	0.0	0	0.0	--	0.0
2002	New England	2-0	0	0	0	0.0	0.00	0	0.0	0	0.0	--	0.0
2003	New England	2-0	1	0	0	0.0	0.00	0	0.0	0	0.0	--	39.6
2004	Kansas City	0-0	0	0	0	0.0	0.00	0	0.0	0	0.0	--	0.0
Totals		38-6	289	170	1,691	58.8	5.85	9	3.1	8	2.8	69	74.3

RUSHING

Year	Team	No.	Yds.	Avg.	LG	TD
1997	Miami	0	0	0.0	--	0
1998	Miami	0	0	0.0	--	0
1999	Miami	28	124	4.4	25	0
2000	Miami	0	0	0.0	--	0
2001	New England	0	0	0.0	--	0
2002	New England	1	4	4.0	4	0
2003	New England	1	-1	-1.0	-1	0
2004	Kansas City	0	0	0.0	--	0
Totals		30	127	4.2	25	0

POSTSEASON

Year	Team	G-S	Att.	Comp.	Yds.	Comp.		TD	Pct.	INT	Pct.	LG	Rating
						Yds.	Pct.						
1998	Miami	1-0	0	0	0	0.0	0.00	0	0.0	0	0.0	--	0.0
1999	Miami	2-0	16	5	46	31.3	2.88	0	0.0	0	0.0	15	40.6
2000	Miami	1-0	0	0	0	0.0	0.00	0	0.0	0	0.0	--	0.0
2001	New England	0-0	0	0	0	0.0	0.00	0	0.0	0	0.0	--	0.0
2003	New England	0-0	0	0	0	0.0	0.00	0	0.0	0	0.0	--	0.0
Totals		4-0	16	5	46	31.3	2.88	0	0.0	0	0.0	15	40.6

RUSHING

Year	Team	No.	Yds.	Avg.	LG	TD
1998	Miami	0	0	0.0	--	0
1999	Miami	3	0	0.0	2	0
2000	Miami	0	0	0.0	--	0
2001	New England	0	0	0.0	--	0
2003	New England	0	0	0.0	0	0
Totals		3	0	0.0	2	0

SINGLE-GAME CAREER HIGHS

- Pass Attempts:** 42 at New England (10/17/99)
- Pass Completions:** 24 at New England (10/17/99)
- Passing Yards:** 240 at New England (10/17/99)
- TD Passes:** 2 at New England (10/17/99) vs. Tennessee (11/7/99) vs. New England (11/21/99)
- Interceptions:** 3 vs. N.Y. Jets (11/19/00)
- Long Pass:** 69 at New England (10/17/99)
- Rushing Attempts:** 6, three times, last at Oakland (10/31/99)
- Rushing Yards:** 54 at New England (10/31/99)
- Long Run:** 25 at New England (10/31/99)

66

Johnathan INGRAM

Center • 6-2 • 300



Born: September 20, 1980
Indio, California

San Diego State
Free Agent (2004)
NFL: 2 (2nd with Chiefs)
GP/GS: (0/0) Playoffs: (0/0)

Pro Career: Promising young offensive lineman enters his third training camp with Kansas City in 2005 ... Spent the first 10 games of the 2004 season on the practice squad before being promoted to the Chiefs 53-man roster on November 25th ... Was inactive for the final six games of the season ... Received valuable practice time working in the Chiefs offensive system a year ago ... Will likely concentrate his efforts at center, but owns experience at both guard and tight end in the collegiate ranks ... Gained playing experience playing for the Frankfurt Galaxy of the NFL Europe League during the 2004 off-season ... Joined the Chiefs as a rookie free agent in 2003, but was released prior to the start of the regular season.

Transactions: Signed a three-year contract with Kansas City (11/25/04) ... Added to Kansas City's practice squad (9/7/04) ... Released by Kansas City (9/3/04) ... Signed a two-year contract with Kansas City (1/27/04) ... Released by Kansas City (8/25/03) ... Signed a two-year contract with Kansas City (5/20/03) as a rookie free agent.

Kansas City (2004): Was added to the 53-man roster from the practice squad on November 25th ... Was inactive for the final six games.

NFL Europe (2004): Started all 10 regular season games ... Helped the squad gain 1,066 yards rushing ... Also started at center in the World Bowl vs. Berlin (6/12).

College: Saw action in 36 games (32 starts) at San Diego State ... Opened 13 games at center as a senior ... Started 11 games at center as a junior ... Earned honorable mention All-Mountain West honors and named the club's most improved player ... Opened eight games at guard as a sophomore, missing three games with a knee sprain ... Played in four games for 127 snaps as a redshirt freshman ... Redshirted as a true freshman in '98, beginning his collegiate tenure at tight end.

EXTRA POINTS

Ingram played four different positions in high school, working at fullback, tight end, defensive tackle and linebacker.

Personal:

- A three-year starter at La Quinta High School in La Quinta, California.
- Was a first-team All-Desert Valley League choice as a junior and senior.
- Also a three-time state wrestling champion.
- Served as an intern with the Legacy Financial Group in Kansas City during the 2005 off-season.
- Full name: Jonathan Jerome Ingram.
- Single, resides in Independence, Missouri

64

Jabari ISSA

Defensive End • 6-5 • 296



Born: April 18, 1978
Forest City, California

Washington
Free Agent (2005)
NFL: 3 (1st with Chiefs)
GP/GS: (25/5) Playoffs: (0/0)

Pro Career: Free agent defensive end joined Kansas City on January 31st ... Owns playing experience all over the defensive line including both defensive tackle and end, but is expected to concentrate his efforts at the defensive end position for the Chiefs ... Well-traveled performer has seen duty in three different pro leagues, owning game experience in the NFL, the Canadian Football

League and NFL Europe ... In addition to a two-year stint with Arizona, has also gone to training camp with Pittsburgh and Houston ... Played in 25 games (five starts) during his two seasons (2000-01) with Arizona ... Recorded 39 tackles (20 solo) and a sack (-9.0 yards) ... Has also seen time with the Edmonton Eskimos of the CFL in 2004 and with the Barcelona Dragons of NFL Europe in 2003.

Transactions: Signed a two-year contract with Kansas City (1/31/05) ... Signed by the Edmonton Eskimos of the CFL (3/04) ... Released by Pittsburgh (9/1/03) ... Signed a one-year contract with Pittsburgh (6/23/03) ... Released by Houston (9/2/02) ... Selected by Houston in the 15th round of the Expansion Draft (2/18/02) ... Signed a three-year contract with Arizona (6/15/00) ... Originally entered the NFL as a sixth-round draft choice (176th overall) of Arizona in 2000.

CFL (2004): Appeared in four games for the Edmonton Eskimos ... Recorded seven tackles, a tackle for loss and blocked one punt ... Also spent time on the practice squad ... Had two tackles in a semi-final playoff game vs. Saskatchewan (11/7)

NFL Europe (2003): Started all 10 games for the Barcelona Dragons ... Produced 24 tackles (16 solo), a sack, one forced fumble, two passes defended and one blocked field goal attempt.

Arizona (2000-01): Appeared in 25 games (five starts) for the Cardinals ... Amassed 39 tackles (20 solo) and a sack (-9.0 yards).

2001: Saw action in 13 games (five starts), recording 22 tackles (20 solo) ... Started his first NFL game vs. Denver (9/23), making three tackles ... Had a career-high seven tackles vs. Atlanta (9/30) ... Recorded two tackles at Philadelphia (10/7) ... Was inactive vs. Detroit (11/18), at the N.Y. Giants (12/15) and vs. Dallas (12/23) ... Collected two tackles at Carolina (12/30) ... Tallied four tackles at Washington (1/6/02).

2000: Played in 12 games, collecting 17 tackles (nine solo) and a sack (-9.0 yards) ... Recorded three tackles in his NFL debut at the N.Y. Giants (9/4) ... Posted four tackles at Dallas (10/22) ... Registered a sack of Jeff George vs. Washington (11/5) ... Totaled four tackles at Minnesota (11/12) ... Produced three tackles at Washington (12/24).

College: Finished career at Washington with 97 tackles, 26.0 tackles for loss and 11.0 sacks ... Registered 29 tackles, 8.0 tackles for loss, 2.0 sacks and one pass defended as a senior ... Posted 41 tackles, including 12.0 for loss, 8.0 sacks, one pass defended and one fumble recovery to earn first-team All-Pac 10 honors as a junior ... Played in 11 games (eight starts) as a sophomore, totaling 24 tackles (18 solo), 6.0 tackles for loss, a sack and four passes defended ... Earned honorable mention All-Pac 10 honors ... Returned a fumble 18 yards for a TD vs. Oregon State ... Majored in Sociology at Washington.

EXTRA POINTS

Issa is nicknamed "Disco Bear" for his dancing style.

Personal:

- Named All-Bay Area as a senior at San Mateo High School in San Mateo, California.
- Played offensive tackle and defensive end, recording over 100 tackles his final two prep seasons.
- Started on the basketball team and was a three-year letterman in track.
- Served as an intern with Primerica Financial Services in Kansas City during the 2005 off-season.
- Full name: Jabari Issa (pronounced juh-BAR-ee EE-suh).
- Single, resides in Seattle, Washington.



ISSA'S NFL STATISTICS



Year	Team	TACKLES			FUMBLES		SACKS	INTS	PASSES	QB
		G-S	Solos	Asst. Total	Rec.	For.	No./Yds.	No./Yds.	Defensed	Pressures
2000	Arizona	12-0	9	8	17	0	0	1.0/9.0	0	0
2001	Arizona	13-5	11	11	22	0	0	0.0/0.0	0	0
Totals		25-5	20	19	39	0	0	1.0/9.0	0	0

SINGLE-GAME CAREER HIGHS

Tackles: 7 vs. Atlanta (9/30/01)
Sacks: 1.0 vs. Washington (11/5/00)



**NFL LEADERS
 MOST POINTS
 2001-04**



Team	Points	PPG
1. Kansas City	1,754	27.4
2. Indianapolis	1,731	27.0
3. Green Bay	1,654	25.8
4. St. Louis	1,585	24.8
5. New England	1,537	24.0



**NFL LEADERS
 MOST YARDS TOTAL
 OFFENSE, 2001-04**



Team	Yards	YPG
1. Kansas City	24,278	379.3
2. Minnesota	24,010	375.2
3. Indianapolis	23,920	373.8
4. St. Louis	23,583	368.5
5. Green Bay	23,178	362.2

60

Aaron
JOHNSON

Guard • 6-4 • 293



Born: September 6, 1977
Duluth, Minnesota

Ball State
Free Agent (2005)
NFL: 1 (1st with Chiefs)
GP/GS: (0/0) **Playoffs:** (0/0)

Pro Career: Former Arena League offensive lineman signed with Kansas City on January 31st ... Spent the final four weeks of the 2004 season on the Chiefs practice squad ... Is attending his first NFL training camp with Kansas City in 2005 ... Has spent the previous four campaigns playing in the Arena Football League ... Has the ability to play both offensive and defensive lines, but is expected to concentrate his time at the guard position with the Chiefs ... Honed his skills with the Frankfurt Galaxy of NFL Europe this spring.

Transactions: Signed a two-year contract with Kansas City (1/31/05) ... Added to Kansas City's practice squad (12/9/04) ... Signed by Colorado of the Arena Football League (3/12/04) ... Released by Indiana of the Arena Football League (2/25/04) ... Resigned by Indiana of the Arena Football League (12/13/02) ... Resigned by Indiana of the Arena Football League (1/22/02) ... Signed by Indiana of the Arena Football League (5/9/01).

NFL Europe (2005): Saw action in seven games for the Frankfurt Galaxy ... Helped the club average 269.5 yards of total offense per game.

Arena Football League (2001-04): Played in 25 games (13 starts) in four seasons with the Colorado Crush and Indiana Firebirds.

2004: Played in 10 games (eight starts) for the Colorado Crush after signing on March 12th ... Produced three tackles ... Began the season with the Indiana Firebirds and was released on February 25th ... Played in two games for the Firebirds.

2003: Appeared in four games (two starts) for the Indiana Firebirds ... Played on both the offensive and defensive lines, totaling three tackles.

2002: Saw action in six games (three starts)

for the Indiana Firebirds ... Totaled four tackles on defense while also seeing duty on the club's offensive line.

2001: Played in three regular season games for the Indiana Firebirds ... Spent a majority of his time on offense, but also saw action on defense, recording one tackle ... Also played in three playoff contests.

EXTRA POINTS

Johnson had never attended an NCAA Division I football contest until he played in his initial game at Ball State.

College: A four-year letterman at Ball State, starting 41 games ... Started eight games at left tackle and served as one of the team captains during his senior season ... Helped the offense average over 200 rushing yards per game ... Named the John R. Hodge Award winner as the Cardinals most outstanding freshman ... Majored in Exercise Science at Ball State.

Personal:

- Attended Cloquet Senior High School in Cloquet, Minnesota.
- Played goalie for his high school hockey team.
- Sells commercial security systems for ADT during the off-season.
- Full name: Aaron Alan Johnson
- Married, wife Beth with a son, Caleb (3). The couple is expecting twins in August.
- The Johnsons reside in Noblesville, Indiana.

**KC WOLF**

Since his introduction to Chiefs fans as the club's official mascot in '89, KC Wolf has quickly become one of the most entertaining performers in all of sport. A true global traveler in the mascot kingdom, KC Wolf has performed across the United States and has also made trips to Mexico, Germany and Japan. For more information on how to book KC Wolf for your next event, call him at Arrowhead Stadium at (816) 920-4212.

27

Larry
JOHNSON

Running Back • 6-1 • 230



Born: November 19, 1979
State College, Pennsylvania

Penn State
Draft (No. 1 - 2003)
NFL: 3 (3rd with Chiefs)
GP/GS: (16/3) Playoffs: (0/0)

Pro Career: Highly-valued backup to three-time Pro Bowl RB Priest Holmes enters his third campaign with Kansas City in 2005 ... Is expected to serve as the club's top reserve at RB this season ... Busted loose for 541 rushing yards and nine TDs over the last six games of the 2004 season in place of an injured Holmes ... Extremely decorated collegiate running back possesses a rugged running style that wears down opposing defenses and helps him pick up tough yards ... Shifty between-the-tackles ball carrier also possesses breakaway speed ... Exciting potential materialized with a breakout performance last season at Oakland (12/5) in which he gained a career-high 174 total yards from scrimmage, including 118 yards on the ground ... Followed up his first career 100-yard game with two more such outings, picking up 104 yards and two TDs at Tennessee (12/13) and a career-best 151 yards with two scores vs. Denver (12/19), becoming the first Chiefs player to register three consecutive 100-yard rushing games since Holmes did it in five straight games in 2002 ... Sparkled on the NFL's biggest regular season stage when he was selected the Monday Night Football Player of the Game and had his picture affixed to the MNF "horse trailer" after racking up 104 yards and two TDs on just seven carries at Tennessee (12/13). Also showed off his ability to hit the "home run" score when he scored on TD runs of 41 and 46 yards vs. the Titans, becoming the first Chiefs player to record two rushing TDs from 40+ yards in the same game. His 46-yard TD was the longest run of his career and the longest TD run by a Chiefs RB since Barry Word had an 53-yard jaunt vs. Detroit (10/4/90) ... Talented back also demonstrated his pass-catching ability out of the backfield, catching 22 passes for 278 yards and two TDs in 2004 ... Stepped into a starting role for the final three games of the season - filling in for an injured Holmes and RB Derrick Blaylock - and did not disappoint ... Finished season by scoring a rushing TD in

six straight games to tie Holmes for the second-longest streak in team history ... Selected by the Chiefs in the first round (27th overall) of the 2003 NFL Draft ... Was the second running back taken in the draft behind Willis McGahee, who went to Buffalo with the 23rd overall pick ... Joined the Chiefs after a sensational senior season in which he exploded onto the national stage with a Penn State single-season record 2,087 rushing yards ... Has played in 16 games at the NFL level (three starts), rushing 140 times for 666 yards (4.8 avg.) with 10 touchdowns and catching 23 passes for 280 yards (12.2 avg.) and two TDs ... Also has one special teams tackle.

EXTRA POINTS

Johnson has re-upholstered the seats of his Mercedes G55 with NFL throwback jerseys honoring some of his favorite players. The front seat contains uniforms of his all-time favorites such as Dick "Night Train" Lane, while the back seat bears the jerseys of great running backs such as Jim Brown, Walter Payton and Earl Campbell.

Transactions: Signed a seven-year contract with Kansas City (7/17/03) ... Drafted in the first round (27th overall) of the 2003 NFL Draft ... The Chiefs obtained Pittsburgh's first-round pick (27th overall - used on Johnson), third-round pick (92nd overall - used on CB Julian Battle) and sixth-round pick (200th overall - subsequently traded to the N.Y. Jets) in exchange for the Chiefs first-round pick (16th overall - used on S Troy Polamalu).

2004: Played in 10 games on special teams and in eight games on offense with three starts ... Was inactive for two games ... Produced 120 carries for 581 yards (4.8 avg.) with nine TDs and 22 receptions for 278 yards (12.6 avg.) with two TDs ... Joined RBs Derrick Blaylock (eight TDs) and Priest Holmes (14 TDs) to give the club three players with at least eight rushing TDs in a season for the first time in franchise history ... Scored a rushing TD in six consecutive games (11/28/04 - 1/2/05) to tie for the second-longest streak in team history ... Racked up 10 carries for 43 yards with a six-yard TD and caught one pass for seven yards vs. San Diego (11/28) ... Carried the ball 20 times for 118 yards with a five-yard TD run to register his first career 100-



CHIEFS RECORD BOOK
MOST CONSECUTIVE
100-YARD GAMES



1. 5 Priest Holmes . . . Nov. 17 - Dec. 15, 2002
2. 3 Joe Delaney Oct. 4 - Oct. 18, 1981
 Christian Okoye . . . Sept. 24 - Oct. 8, 1989
 Christian Okoye . . . Oct. 22 - Nov. 5, 1989
 Larry Johnson . . Dec. 5 - Dec. 19, 2004

yard rushing game at Oakland (12/5). Also caught three passes for 56 yards, getting his first career receiving TD on a 10-yard pass from QB Trent Green. Finished the game with a career-high 174 yards from scrimmage ... Rushed seven times for 104 yards with a career-high two TDs and caught two throws for 19 yards at Tennessee (12/13). He scored on TD runs of 41 and 46 yards to become the first Chiefs player to record two rushing TDs from 40+ yards in the same game. His 46-yard TD was the longest run of his career and the longest TD run by a Chiefs player since WR Derrick Alexander had an 82-yard jaunt vs. Pittsburgh (12/18/99). It was the longest TD run by a Chiefs RB since Barry Word had a 53-yard run vs. Detroit (10/4/90) ... Started his first career NFL game vs. Denver (12/19), carrying the ball a career-high 30 times for a personal-best 151 yards with two TDs. Became the first Chiefs RB to register three consecutive 100-yard rushing games since RB Priest Holmes did it in five straight games in 2002. Was the first back other than Holmes to accomplish the feat since RB Christian Okoye did it in '89. Those three consecutive 100-yard games tied as the second-longest streak in KC history ... Rushed 25 times for 79 yards with two TDs and caught four passes for 43 yards vs. Oakland (12/25). It marked his third straight multi-TD rushing game and his fifth straight game with a rushing score, tying for the third-longest streak in team history ... Carried the ball 17 times for 46 yards with a TD and produced a career-high eight catches for a personal-best 115 yards with a TD for his first career 100-yard receiving game at San Diego (1/2/05). It marked his sixth consecutive game with a rushing TD to tie Holmes for the second-longest streak in team history.

2003: Saw action in six games and was inactive for 10 contests ... Carried the ball 20 times for 85 yards (4.3 avg.) with one TD ... Also had a two-yard reception and a special teams tackle ... Played in his first NFL game at Houston (9/21), rushing six times for 25 yards ... Had two carries for two yards vs. Cleveland (11/9) ... Rushed one time for six yards at San Diego (11/30) ... Carried the ball four times for 26 yards and caught one pass for two yards vs. Detroit (12/14) ... Rushed a seven times for 26 yards and scored his first NFL TD vs. Chicago (12/28) on a zig-zagging five-yard run that began left, went right and culminated with a dive into the end zone ... Was inactive for the club's AFC Divisional Playoff Game vs. Indianapolis (1/11/04).

College: Saw duty in 46 games (18 starts) during his career at Penn State, recording 460 carries for 2,953 yards (6.4 avg.) with 26 TDs ... Hauled in 65 passes for 681 yards (10.5 avg.) with seven scores ... Added 59 kickoff returns for 1,347 yards (22.8 avg.) with one TD, as well as three punt returns for 64 yards (21.3 avg.) ... Blocked two punts and scored TDs on blocked punt returns of 15 and 40 yards ... Finished his career at Penn State as the fifth all-time leading rusher in Nittany Lions history ... Curt Warner (3,398), Blair Thomas (3,301), Curtis Enis (3,256) and D.J. Dozier (3,227) are the only backs in school history to accumulate more career rushing yardage than Johnson (2,953) ... Racked up 5,045 all-purpose yards to break the previous Penn State

record of 4,982 set by Warner ... Amassed 1,347 kickoff return yards during his stay at Penn State, the second-highest total in school history behind only Kenny Watson (1,506) ... Played in 13 games (12 starts) as a senior, leading the nation in rushing with 271 carries for 2,087 yards (7.7 avg.) with 20 TDs, good for an average of 160.5 yards per game ... Hauled in 41 receptions for 349 yards (8.5 avg.) with three scores ... Added 11 kickoff returns for 219 yards (19.9 avg.) ... Piled up 2,087 rushing yards in his final collegiate season, making him just the ninth player in NCAA Division I history and the first in Big Ten annals to top the 2,000-yard rushing plateau ... Became the first 2,000-yard rusher in college football history to average over 7.5 yards per carry ... Shattered the school single-season rushing record of 1,567 yards set by Lydell Mitchell in '71 ... Became the first player in college football annals to lead the nation in rushing and all-purpose yardage (2,655) in the same season ... Posted eight 100-yard rushing days as a senior, including four 200-yard performances ... Took home a hoard of postseason hardware, winning the Doak Walker Award as the nation's top running back, in addition to claiming the Walter Camp and Maxwell Club Player of the Year Awards ... Finished third in the Heisman Trophy balloting ... Was a consensus first-team All-America selection, the Chevrolet National Offensive Player of the Year and a unanimous first-team All-Big Ten pick ... Carried 28 times for a school single-game record 327 rushing yards with four touchdowns vs. Indiana ... Played in 11 games (five starts) his junior season, leading the team with 71 carries for 337 yards (4.7 avg.) and two touchdowns ... Also snared 11 receptions for 136 yards (12.4 avg.) with a pair of scores ... Returned 17 kickoffs for 454 yards (26.7 avg.) with one TD and also scored on a pair of blocked punts ... Appeared in all 12 games (one start) as a sophomore ... Ranked second on the team with 75 carries for 358 yards (4.8 avg.) and three touchdowns ... Also caught nine passes for 122 yards (13.6 avg.) with a touchdown and returned 18 kickoffs for 444 yards (24.7 avg.) ... Saw reserve duty in 10 games as a redshirt freshman, rushing 43 times for 171 yards (4.0 avg.) with one TD ... Also caught four passes for 74 yards (18.5 avg.) and hauled in a 60-yard touchdown pass the first time he ever touched the ball in a contest vs. Arizona ... Added 13 kickoff returns for 230 yards (17.7 avg.) ... Redshirted as a true freshman ... Earned a degree in Integrative Arts at Penn State.

Personal:

- Ran for 2,159 yards and 29 touchdowns as a senior at State College Area High School in State College, Pennsylvania.
- Also played DE, recording 31 tackles and 7.0 sacks as a senior when he earned honorable mention All-America honors from *USA Today*.
- Was also a second-team all-state selection his senior year and was named Allegheny Conference Player of the Year in '97.
- His 374 rushing yards against Punxsutawney High School set a school record.
- Comes from a Penn State athletic family. His father Larry, Sr. is the Nittany Lions defensive line coach. His brother Tony was a wide receiver

for the Lions (2000-03) and spent time with San Francisco and Minnesota in 2004.

- His sister Teresa played third base on the Penn State softball team (2001-02).
- Established "L.J.'s Growth and Legacy Foundation" in 2005 to enhance the lives of youth and to promote youth development.
- Became the first player in the NFL to adopt the Junior Player Development program. The Kansas

City Missouri School District has used the Junior Player Development program since 2004 for their middle school football program. Johnson served as a volunteer coach in the program each week.

- Was part of the 2003 Chiefs Rookie Club, a group which makes monthly visits to charitable organizations.
- Full name: Larry Alphonso Johnson.
- Single, resides in Leawood, Kansas.



JOHNSON'S NFL STATISTICS



Year	Team	G-S	RUSHING					RECEIVING				
			No.	Yds.	Avg.	LG	TD	No.	Yds.	Avg.	LG	TD
2003	Kansas City	6-0	20	85	4.3	15	1	1	2	2.0	2	0
2004	Kansas City	10-3	120	581	4.8	46	9	22	278	12.6	40	2
Totals		16-3	140	666	4.8	46	10	23	280	12.2	40	2

Additional Stats: Had one special teams tackle in 2003.

SINGLE-GAME CAREER HIGHS

Rushing Attempts: 30 vs. Denver (12/19/04)

Rushing Yards: 151 vs. Denver (12/19/04)

Long Run: 46 at Tennessee (12/13/04)

Rushing TDs: 2 at Tennessee (12/13/04)

vs. Denver (12/19/04)

vs. Oakland (12/25/04)

Receptions: 8 at San Diego (1/2/05)

Receiving Yards: 115 at San Diego (1/2/05)

Long Reception: 40 at San Diego (1/2/05)

Yards From Scrimmage: 174 at Oakland

(12/5/04)



CHIEFS RECORD BOOK MOST CONS. GAMES RUSH TDs



- 1.11 Priest Holmes . . . Sept. 22 - Dec. 8, 2002
2. 6 Priest Holmes . . . Nov. 23 - Dec. 28, 2003
- Larry Johnson . . . Nov. 28 - Jan. 2, 2005**
4. 5 Mike Garrett . . . Oct. 15 - Nov. 12, 1967



JOHNSON'S GAMES WITH TWO OR MORE TOUCHDOWNS (5)



Date	Opponent	Rush	Rec.	Total
12/5/04	@ Oakland	1	1	2
12/13/04	@ Tennessee	2	0	2
12/19/04	Denver	2	0	2
12/25/04	Oakland	2	0	2
1/2/05	@ San Diego	1	1	2



JOHNSON'S REGULAR SEASON 100-YARD RUSHING GAMES (3)



Date	Opponent	No.	Yds.	Avg.	LG	TD	Result
12/5/04	@ Oakland	20	118	5.9	34	1	W, 34-27
12/13/04	@ Tennessee	7	104	14.9	46t	2	W, 49-38
12/19/04	Denver	30	151	5.0	32t	2	W, 45-17



150-YARD RUSHING GAMES

The Chiefs became the first team in NFL history to have three different players record a 150-yard rushing game in a season when RBs Derrick Blaylock, Priest Holmes and Larry Johnson all accomplished that feat in 2004. Blaylock had 186 yards at New Orleans (11/14/04), Holmes had 151 yards at Denver (9/12/04) and Johnson (left) had 151 yards in a 49-38 win at Tennessee (12/13/04). In that contest, Johnson also became the first player in Chiefs history to produce two TD runs of 40+ yards in a single game, registering rushing scores of 46 and 41 yards before a national television audience on Monday Night Football.

87

Eddie KENNISON

Wide Receiver • 6-1 • 201



Born: January 20, 1973
Lake Charles, Louisiana

Louisiana State
Free Agent (2001)
NFL: 10 (5th with Chiefs)
GP/GS: (136/113) Playoffs: (1/1)

Pro Career: Big-play wide receiver blossomed into one of the NFL's top downfield threats with a banner year in 2004 ... Started 14 games last season, recording career highs in both receptions (62) and receiving yards (1,086), to go with a team-high eight TD catches ... Showed tremendous consistency, posting five 100-yard receiving games, one shy of the club record ... Entering his fifth season with the Chiefs, has found a home in Kansas City after previous pro stops with Denver (2001), Chicago (2000), New Orleans ('99) and St. Louis ('96-98) ... Holds a solid grasp on a starting wide receiver spot for 2005 ... Can work at either WR post and has started 44 contests over the past three seasons with the Chiefs ... Has caught a pass in 51 straight games, the third-longest streak in Chiefs history ... Former collegiate track star has the speed necessary to stretch the field vertically as evidenced by his 16.9 yards-per-catch average since his arrival in Kansas City ... Always a threat to catch the long ball, he tied for the NFL lead with five receptions of 50 or more yards in 2004, giving him 13 career catches that have covered 50+ yards ... Has produced 45 receptions of 20+ yards over the past three seasons, including 18 in 2004 which was good for seventh in the AFC ... Ended last season with a flourish accounting for 469 yards and five scores over the last five games ... Clutch receiver has the propensity to make the big play when the game is on the line ... Owns three game-winning fourth-quarter TD catches over the last two seasons ... Hauled in a 51-yard game-winning TD catch in a 40-34 OT victory at Green Bay (10/12/03), then scored the winning points in a pair of 2004 contests – a 70-yard TD-catch with just over two minutes remaining at Oakland (12/5/04) and a nine-yard fourth-quarter TD grab at Tennessee (12/13/04) ... Owns 13 career 100-yard receiving games, including nine in his tenure with the Chiefs ... Began to pay dividends for the club almost immediately after joining the club late in the 2001 campaign ... Registered a 121-yard outburst at Jacksonville (12/30/01), just his fourth game in the Red and Gold ... Rejoined head coach Dick Vermeil in Kansas City after spending the '97-98 seasons under Vermeil in St. Louis ... Has appeared in 136 career games (113 starts), catching 414 passes for 6,282 yards (15.2 avg.) with 32 TDs ... Is equally adept at returning kicks ... Has returned 141 punts for 1,413 yards (10.0 avg.) with three TDs and 25 kickoffs for 504 yards (20.2 avg.) ... Has also carried the ball 27 times for 218 yards (8.1 avg.) ... Owns three receptions for 50 yards (16.7 avg.) in one career postseason start.

Transactions: Signed a six-year contract with Kansas City (1/7/03) ... Signed a two-year contract with Kansas City (12/3/01) ... Released by Denver (11/15/01) ... Signed with Denver (4/5/01) ... Traded to Chicago by New Orleans (2/21/00) in exchange for a fifth-round 2000 draft pick (138th overall - subsequently traded to Indianapolis) ... Traded to New Orleans from St. Louis (2/18/99) in exchange for a second-round '99 draft choice (41st overall - used on CB Dre' Bly) ... Signed by St. Louis (7/27/96) ... Originally entered the NFL as a first-round selection (18th overall) of St. Louis in the '96 NFL Draft.

EXTRA POINTS

Kennison has tattoos on his arms featuring the helmet of the five NFL teams he's played for during his nine-year career.

Kansas City (2001-04): Has seen action in 51 games (45 starts), catching 187 passes for 3,167 yards (16.9 avg.) with 15 TDs ... Has also carried the ball 13 times for 95 yards (7.3 avg.), returned three punts for 70 yards (23.3 avg.) and registered one kickoff return for 36 yards ... Recorded three receptions for 50 yards in one postseason start.

2004: Started 14 games at WR and was inactive for two games ... Had a career-high 62 receptions for a personal-best 1,086 yards (17.5 avg.) with a team-high eight TDs ... Also had two carries for 15 yards and one kickoff return for 36 yards ... Was seventh in the AFC with 18 catches of 20+ yards ... Tied for the NFL lead with five receptions of 50+ yards ... His five 100-yard receiving days were one shy of the team record of six ... Recorded six receptions for a team-high 101 yards at Denver (9/12) ... Registered a 20-yard reception before leaving the game with a left hamstring injury vs. Carolina (9/19) ... Caught six passes for 104 yards at Tampa Bay (11/7) for his second 100-yard day of the season ... Recorded a team-high seven receptions for 121 yards with one TD at New Orleans (11/14), marking the second time in his career he had produced back-to-back 100-yard games ... Caught three passes for 99 yards with two TDs vs. New England (11/22), his third career multi-TD game ... Tied a career-high with eight catches for 149 yards at Oakland (12/5), including a game-winning 70-yard TD catch from QB Trent Green in the fourth quarter. Caught the pass near

the Oakland 35-yard line, but he shook off S Stuart Schweigert and outprinted the Raiders defense for the Chiefs longest offensive play of the season. His 149 receiving yards were his most with Kansas City and his second-highest career total ... Produced two receptions for 67 yards with two TDs at Tennessee (12/13) ... Caught a team-high seven passes for 101 yards with two TDs and returned an onside kick 36 yards vs. Denver (12/19). It marked his second consecutive multi-TD game, the third of the season and the fifth of his career ... Recorded six receptions for 79 yards vs. Oakland (12/25), surpassing the 1,000-yard receiving plateau for the first time in his career ... Caught four passes for 73 yards at San Diego (1/2/05). It was his 51st consecutive game with a catch, the third-longest streak in team history.

2003: Started 16 games at WR ... Had 56 catches for 853 yards (15.2 avg.) with five TDs and two rushes for nine yards ... Also had three punt returns for 70 yards (23.3 avg.) ... Joined RB Priest Holmes, TE Tony Gonzalez and WR Johnnie Morton to form the first foursome in Chiefs history with 50+ receptions and 600+ receiving yards ... Boasted 11 catches of 20+ yards ... Caught his 300th career pass vs. San Diego (9/7) ... Had a 15-yard TD at Houston (9/21) ... Recorded two receptions for 57 yards at Green Bay (10/12), including the game-winning 51-yard TD catch in OT ... Produced seven receptions for a team-high 115 yards with a 27-yard TD catch vs. Cleveland (11/9) ... Registered three catches for 83 yards with a 42-yard TD at Denver (12/7) ... Caught five passes for 89 yards and returned three punts for 70 yards, including one for 46 yards at Minnesota (12/20) ... Posted an 18-yard TD vs. Chicago (12/28) ... Started the club's AFC Divisional Playoff Game vs. Indianapolis (1/11/04), catching three passes for 50 yards.

2002: Played in 16 games (14 starts) ... Caught 53 passes for a team-best 906 yards (17.1 avg.) with two TDs ... Also had seven carries for 58 yards (8.3 avg.) ... His 906 receiving yards were the third-best total in his career ... Registered 16 catches of 20+ yards to lead all AFC West wide receivers ... Totaled four catches for 120 yards at Cleveland (9/8), including a season-long 64-yard catch. It was the fourth-highest Opening Day receiving yardage total in KC history and the most on Opening Day since WR Willie Davis had 155 yards at Seattle (9/3/95) ... Did not start when the club opened in a two-TE formation vs. Jacksonville (9/15) and at New England (9/22). Registered TD catches of 14 and 15 yards vs. the Patriots ... Recorded a team-high eight catches for a season-best 134 yards at

San Francisco (11/10) ... Had three receptions for a team-high 93 yards vs. Buffalo (11/17), marking his 100th NFL appearance ... Had a season-long 31-yard carry vs. Arizona (12/1).

2001: Appeared in five games (one start) after signing with the club as a free agent on December 3rd ... Had 16 receptions for 322 yards, two rushes for 13 yards and a forced fumble ... Saw his first action in a Chiefs uniform at Oakland (12/9), catching one pass for seven yards. He also forced a fumble by LB Travian Smith, who was returning an INT ... Caught three passes for 62 yards, including a 42-yard reception at Denver (12/16) ... Produced three receptions for 58 yards, including a 48-yard catch vs. San Diego (12/23) ... Recorded six catches for a season-high 121 yards at Jacksonville (12/30), the most receiving yards by a Chiefs WR since Derrick Alexander had 146 yards vs. Buffalo (11/19/00) ... Started his first game in a Chiefs uniform at Seattle (1/6/02), catching three passes for a team-high 74 yards with a 65-yard long.

Denver (2001): Appeared in the first eight games (six starts) of the season with the Broncos ... Caught 15 passes for 169 yards (11.3 avg.) with one TD ... Also rushed three times for nine yards ... Started at Arizona (9/23) and vs. Kansas City (10/7) ... Had a season-high six catches for 84 yards with a 25-yard TD reception in a start at Seattle (10/14) ... Started at San Diego (10/21), vs. New England (10/28) and at Oakland (11/5) ... Was inactive vs. San Diego (11/11) ... Was released on November 15th.

Chicago (2000): Played in 16 games (10 starts), leading the team with 55 receptions for 549 yards with two TDs ... Also rushed three times for 72 yards ... Caught a two-yard TD pass vs. the N.Y. Giants (9/17) ... Produced a career-long 52-yard run at Green Bay (10/1) ... Led the team with eight receptions for 89 yards vs. New Orleans (10/8) ... Caught five passes for 62 yards at Philadelphia (10/22) ... Led the team with six catches for 55 yards at Buffalo (11/12) ... Led the team with eight receptions for 100 yards, including a nine-yard TD vs. New England (12/10).

New Orleans (1999): Started all 16 games for the first time in his career ... Tallied a team-high 61 catches for 835 yards (13.7 avg.) and four TDs ... Also returned 35 punts for 258 yards (7.4 avg.) ... Caught a two-yard TD pass at San Francisco (9/19) ... Caught four passes for a season-high 138 yards with a career-long and franchise-record 90-yard score vs. Atlanta (10/10) ... Had seven catches for 94 yards vs. Tennessee (10/17) ... Caught a 51-yard TD vs. Dallas (12/24).



KENNISON'S 100-YARD RECEIVING GAMES (13)



Date	Opponent	No.	Yds.	Avg.	LG	TD
*12/8/96	@ Chicago	8	102	12.8	19	1
*12/15/96	@ Atlanta	5	226	45.2	77	3
#10/10/99	Atlanta	4	138	34.5	90	1
11/21/00	New England	8	100	12.5	20	1
†12/30/01	@ Jacksonville	6	121	20.2	50	0
†9/8/02	@ Cleveland	4	120	30.0	64	0
†11/10/02	@ San Francisco	8	134	16.8	23	0

* With St. Louis

* With New Orleans

! With Chicago

† With Kansas City

Date	Opponent	No.	Yds.	Avg.	LG	TD
†11/9/03	Cleveland	7	115	16.4	27	1
†9/12/04	@ Denver	6	101	16.8	57	0
†11/7/04	@ Tampa Bay	6	104	17.3	59	0
†11/14/04	@ New Orleans	7	121	17.3	23	1
†12/5/04	@ Oakland	8	149	18.6	70	1
†12/19/04	Denver	7	101	14.4	42	2

St. Louis (1996-98): Saw action in 45 games (36 starts) in three seasons with St. Louis ... Hauled in 96 passes for 1,562 yards (16.3 avg.) with 10 TDs ... Also returned 138 punts for 1,343 yards (9.7 avg.) and three scores ... Returned 24 kickoffs for 468 yards (19.5 avg.).

1998: Played in 16 games (13 starts), catching 17 passes for 234 yards (13.8 avg.) with one touchdown ... Returned a career-high 40 punts for 415 yards (10.4 avg.) with one TD and carried the ball twice for nine yards ... Had a 71-yard punt return TD vs. Minnesota (9/13) ... Had a season-long 45-yard reception at Buffalo (9/20).

1997: Played in 14 games (nine starts) ... Caught 25 passes for 404 yards (16.2 avg.) ... Led the team with 34 punt returns for 247 yards (7.3 avg.) and added three rushes for 13 yards ... Caught a team-high four passes for 80 yards vs. New Orleans (8/31) ... Was inactive vs. Seattle (10/19) and vs. Kansas City (10/26) with a sore groin ... Had three receptions for a season-high 90 yards, including a 76-yard reception vs. Atlanta (11/16).

1996: Played in 15 games (14 starts), catching 54 passes for 924 yards (17.1 avg.) with nine TDs ... Also returned 29 punts for 423 yards (14.6 avg.) with two touchdowns and 23 kickoffs for 454 yards (14.7 avg.) ... Tallied a team-high 1,801 all-purpose yards and led the team with 11 TDs ... Ranked second in the NFL among rookies in both receiving yards and scoring ... Garnered all-rookie honors as a receiver and punt returner from *College and Pro Football Newsweekly* and *Pro Football Weekly* ... Named NFC Rookie of the Month for October ... Scored a touchdown via a pass and a punt return vs. Arizona (9/29) to become the first St. Louis player to accomplish that feat since WR Henry Ellard in '84 ... Named NFC Special Teams Player of the Week vs. Atlanta (11/10) after returning a punt for a 78-yard TD and racking up a career-high 128 punt return yards ... Caught five passes for a Rams record and career-high 226 yards with three scores at Atlanta (12/15), becoming the first Rams player to score three TDs in a game since Ellard in '89. Also earned NFC Offensive Player of the Week honors for his efforts.

College: Enjoyed a standout career at LSU where he caught 98 passes for 1,554 yards (15.9 avg.) with 10 TDs ... Returned 75 punts for a school record 947 yards (12.6 avg.), including a 100-yard return for a TD ... Ranked in the top 10 in punt returns for three consecutive years ... Was a six-time All-America selection in track and led the Tigers 4x100-meter relay team to the '94 NCAA Outdoor Championship ... Also qualified for the NCAA Championships in the 4x100, 4x200, 4x400 and the 200 meters during his time at LSU ... Majored in Physical Therapy at LSU.

Personal:

- Was a *Parade* All-America selection at Washington-Marion High School in Lake Charles, Louisiana.
- Recorded 27 receptions for 497 yards in six games as a senior and hauled in 59 passes for 1,205 yards with 23 TDs as a junior.
- Was the first player in school history to have his number retired.
- Also a standout prep performer in track.
- Has partnered with the NFL's "Play it Smart" program, serving as a mentor to the Central High School football and track teams.
- Hosts an annual golf tournament in his hometown of Lake Charles, Louisiana which provides scholarships to students from area high schools.
- Established "Quick Start The Eddie Kennison Foundation" in 2003, which benefits The Lupus Foundation of America and funds scholarships.
- Eddie's wife Shimika has been diagnosed with Lupus and the couple annually hosts a celebrity fashion show to benefit the Kansas City chapter of the Lupus Foundation of America.
- Served as an intern with the Legacy Financial Group during the 2004 off-season.
- Is a regular visitor at Children's Mercy Hospital.
- Full name: Eddie Joseph Kennison III.
- Married, wife Shimika with sons Karrington (6) and Jisiah (3).
- Shimika was a finalist in the Mrs. Kansas City pageant in 2005.
- The Kennisons reside in Leawood, Kansas.



KENNISON'S NFL STATISTICS



Year	Team	G-S	RECEIVING					RUSHING				
			No.	Yds.	Avg.	LG	TD	No.	Yds.	Avg.	LG	TD
1996	St. Louis	15-14	54	924	17.1	77	9	0	0	0.0	--	0
1997	St. Louis	14-9	25	404	16.2	76	0	3	13	4.3	6	0
1998	St. Louis	16-13	17	234	13.8	45	1	2	9	4.5	9	0
1999	New Orleans	16-16	61	835	13.7	90	4	3	20	6.7	15	0
2000	Chicago	16-10	55	549	10.0	26	2	3	72	24.0	52	0
2001	Denver	8-6	15	169	11.3	36	1	3	9	3.0	10	0
	Kansas City	5-1	16	322	20.1	48	0	2	13	6.5	14	0
2002	Kansas City	16-14	53	906	17.1	64	2	7	58	8.3	31	0
2003	Kansas City	16-16	56	853	15.2	51	5	2	9	4.5	5	0
2004	Kansas City	14-14	62	1,086	17.5	70	8	2	15	7.5	15	0
Totals		136-113	414	6,282	15.2	90	32	27	218	8.1	52	0

Year	Team	PUNT RETURNS						KICKOFF RETURNS					
		No.	FC	Yds.	Avg.	LG	TD	No.	Yds.	Avg.	LG	TD	
1996	St. Louis	29	16	423	14.6	78	2	23	454	19.7	44	0	
1997	St. Louis	34	20	247	7.3	43	0	1	14	14.0	14	0	
1998	St. Louis	40	25	415	10.4	71	1	0	0	0.0	--	0	
1999	New Orleans	35	23	258	7.4	18	0	0	0	0.0	--	0	
2000	Chicago	0	0	0	0.0	--	0	0	0	0.0	--	0	
2001	Denver	0	0	0	0.0	--	0	0	0	0.0	--	0	
	Kansas City	0	0	0	0.0	--	0	0	0	0.0	--	0	
2002	Kansas City	0	0	0	0.0	--	0	0	0	0.0	--	0	
2003	Kansas City	3	0	70	23.3	46	0	0	0	0.0	--	0	
2004	Kansas City	0	0	0	0.0	--	0	1	36	36.0	36	0	
Totals		141	84	1,413	10.0	78	3	25	504	20.2	44	0	

POSTSEASON

Year	Team	G-S	RECEIVING					RUSHING				
			No.	Yds.	Avg.	LG	TD	No.	Yds.	Avg.	LG	TD
2003	Kansas City	1-1	3	50	16.7	25	0	0	0	0.0	--	0
Totals		1-1	3	50	16.7	25	0	0	0	0.0	--	0

SINGLE-GAME CAREER HIGHS

Receptions: 8, five times, last vs. at Oakland (12/5/04)
Receiving Yards: 226 at Atlanta (12/15/96)
Long Reception: 90 vs. Atlanta (10/10/98)
Receiving TDs: 3 at Atlanta (12/15/96)
Rushing Attempts: 2 vs. San Diego (12/22/02)
Rushing Yards: 52 at Green Bay (10/1/00)

Punt Returns: 5 vs. Cleveland (10/31/99)
Punt Return Yards: 128 at Arizona (9/29/96)
Long Punt Return: 78 vs. Atlanta (11/10/96)
Kickoff Returns: 3, three times, last at Carolina (10/13/96)
Kickoff Return Yards: 65 at Carolina (10/13/96)
Long Kickoff Return: 44 at Arizona (11/10/96)

STREAKS AND MILESTONES: Has caught a pass in 51 consecutive games dating back to a game at Oakland (12/9/01), the third-longest streak in Chiefs history.

KENNISON'S GAME-BY-GAME STATISTICS

Receiving 1996 - St. Louis Rams					
Date	Opponent	No.	Yds.	Avg.	LG TD
*9/1	Cincinnati	4	70	17.5	32 0
*9/8	@ San Francisco	0	0	0.0	-- 0
*9/22	Washington	1	12	12.0	12 0
*9/29	@ Arizona	1	34	34.0	34 1
*10/6	San Francisco	4	54	13.5	17 0
10/13	@ Carolina	8	93	11.6	20 1
*10/20	Jacksonville	2	71	35.5	42 0
*10/27	@ Baltimore	4	49	12.3	15 0
*11/3	@ Pittsburgh	6	67	11.2	29 0
*11/10	Atlanta	4	53	13.3	19 1
*11/17	Carolina	1	12	12.0	12 0
11/24	Green Bay	<i>Inactive/Hamstring</i>			
*12/1	@ New Orleans	2	39	19.5	20 0
*12/8	@ Chicago	8	102	12.8	19 1
*12/15	@ Atlanta	5	226	45.2	77 3
*12/21	New Orleans	4	32	8.0	15 1

Receiving 1997 - St. Louis Rams					
Date	Opponent	No.	Yds.	Avg.	LG TD
*8/31	New Orleans	4	80	20.0	41 0
*9/7	San Francisco	1	11	11.0	11 0
*9/14	@ Denver	2	26	13.0	14 0
*9/21	N.Y. Giants	3	28	9.3	12 0
*9/28	@ Oakland	0	0	0.0	-- 0
10/12	@ San Francisco	0	0	0.0	-- 0
10/19	Seattle	<i>Inactive/Groin</i>			

10/26	Kansas City	<i>Inactive/Groin</i>				
11/2	@ Atlanta	1	10	10.0	10 0	
11/9	@ Green Bay	1	17	17.0	17 0	
*11/16	Atlanta	3	97	32.3	76 0	
11/23	Carolina	4	62	15.5	37 0	
*11/30	@ Washington	1	35	35.0	35 0	
*12/7	@ New Orleans	3	27	9.0	14 0	
12/14	Chicago	1	8	8.0	8 0	
*12/20	@ Carolina	1	3	3.0	3 0	

Receiving 1998 - St. Louis Rams					
Date	Opponent	No.	Yds.	Avg.	LG TD
*9/6	New Orleans	2	27	13.5	15 1
*9/13	Minnesota	1	9	9.0	9 0
*9/20	@ Buffalo	1	45	45.0	45 0
*9/27	Arizona	2	17	8.5	11 0
*10/11	N.Y. Jets	2	15	7.5	8 0
*10/18	@ Miami	0	0	0.0	-- 0
*10/25	San Francisco	0	0	0.0	-- 0
*11/1	@ Atlanta	1	12	12.0	12 0
*11/8	@ Chicago	3	23	7.7	12 0
*11/15	@ New Orleans	1	15	15.0	15 0
11/22	Carolina	2	23	11.5	12 0
*11/29	Atlanta	0	0	0.0	-- 0
*12/3	@ Philadelphia	0	0	0.0	-- 0
*12/13	New England	0	0	0.0	-- 0
12/20	@ Carolina	0	0	0.0	-- 0
12/27	@ San Francisco	2	48	24.0	42 0

Receiving

1999 - New Orleans Saints

Date	Opponent	No.	Yds.	Avg.	LG	TD
*9/12	Carolina	2	11	5.5	6	0
*9/19	@ San Francisco	5	46	9.2	21	1
*10/3	@ Chicago	4	55	13.8	22	0
*10/10	Atlanta	4	138	34.5	90	1
*10/17	Tennessee	7	94	13.4	19	0
*10/24	@ N.Y. Giants	5	62	12.4	25	0
*10/31	Cleveland	2	27	13.5	17	0
*11/7	Tampa Bay	2	42	21.0	30	0
*11/14	San Francisco	3	41	13.7	20	0
*11/21	@ Jacksonville	2	38	19.0	23	0
*11/28	@ St. Louis	5	33	6.6	11	0
*12/5	@ Atlanta	4	23	5.8	8	0
*12/12	St. Louis	2	19	9.5	14	0
*12/19	@ Baltimore	5	67	13.4	32	0
*12/24	Dallas	3	95	31.7	51	1
*1/2	@ Carolina	6	44	7.3	12	1

Receiving

2000 - Chicago Bears

Date	Opponent	No.	Yds.	Avg.	LG	TD
9/3	@ Minnesota	2	16	8.0	9	0
9/10	@ Tampa Bay	1	5	5.0	5	0
9/17	N.Y. Giants	1	2	2.0	2	1
9/24	Detroit	5	35	7.0	12	0
10/1	@ Green Bay	1	21	21.0	21	0
*10/8	New Orleans	8	89	11.1	21	0
*10/15	Minnesota	1	4	4.0	4	0
10/22	@ Philadelphia	5	62	12.4	24	0
11/5	Indianapolis	5	37	7.4	9	0
*11/12	@ Buffalo	6	55	9.2	26	0
*11/19	Tampa Bay	4	54	13.5	22	0
*11/26	@ N.Y. Jets	1	7	7.0	7	0
*12/3	Green Bay	3	22	7.3	13	0
*12/10	New England	8	100	12.5	20	1
*12/17	@ San Francisco	1	10	10.0	10	0
*12/24	@ Detroit	3	30	10.0	18	0

Receiving

2001 - Denver Broncos

Date	Opponent	No.	Yds.	Avg.	LG	TD
9/10	N.Y. Giants	1	36	36.0	36	0
*9/23	@ Arizona	2	12	6.0	8	0
9/30	Baltimore	1	1	1.0	1	0
*10/7	Kansas City	0	0	0.0	--	0
*10/14	@ Seattle	6	84	14.0	25	1
*10/21	@ San Diego	4	27	6.8	9	0
*10/28	New England	0	0	0.0	--	0
*11/5	@ Oakland	1	9	9.0	9	0
11/11	San Diego			Inactive		

Receiving

2001 - Kansas City Chiefs

Date	Opponent	No.	Yds.	Avg.	LG	TD
12/9	@ Oakland	1	7	7.0	7	0
12/16	Denver	3	62	20.7	42	0
12/23	San Diego	3	58	19.3	48	0
12/30	@ Jacksonville	6	121	20.2	50	0
*1/6	@ Seattle	3	74	24.7	65	0

Receiving

2002 - Kansas City Chiefs

Date	Opponent	No.	Yds.	Avg.	LG	TD
*9/8	@ Cleveland	4	120	30.0	64	0
9/15	Jacksonville	2	30	15.0	17	0
9/22	@ New England	4	41	10.3	15t	2
*9/29	Miami	2	57	28.5	46	0
*10/6	@ N.Y. Jets	2	45	22.5	25	0
*10/13	@ San Diego	1	21	21.0	21	0
*10/20	Denver	4	37	9.3	19	0
*10/27	Oakland	3	32	10.7	18	0
*11/10	@ San Francisco	8	134	16.8	23	0
*11/17	Buffalo	3	93	31.0	44	0
*11/24	@ Seattle	4	54	13.5	23	0
*12/1	Arizona	4	54	13.5	23	0
*12/8	St. Louis	1	29	29.0	29	0
*12/15	@ Denver	4	69	17.3	23	0
*12/22	San Diego	5	70	14.0	22	0
*12/28	@ Oakland	2	20	10.0	13	0

Receiving

2003 - Kansas City Chiefs

Date	Opponent	No.	Yds.	Avg.	LG	TD
*9/7	San Diego	4	61	15.3	21	0
*9/14	Pittsburgh	4	42	10.5	21	0
*9/21	@ Houston	4	44	11.0	15t	1
*9/28	@ Baltimore	2	27	13.5	17	0
*10/5	Denver	2	14	7.0	12	0
*10/12	@ Green Bay	2	57	28.5	51t	1
*10/20	@ Oakland	1	43	43.0	43	0
*10/26	Buffalo	5	57	11.4	18	0
*11/9	Cleveland	7	115	16.4	27t	1
*11/16	@ Cincinnati	6	82	13.7	19	0
*11/23	Oakland	3	41	13.7	20	0
*11/30	@ San Diego	2	18	9.0	12	0
*12/7	@ Denver	3	83	27.7	42t	1
*12/14	Detroit	3	50	16.7	18	0
*12/20	@ Minnesota	5	89	17.8	32	0
*12/28	Chicago	3	30	10.0	18	1

Playoffs

*1/11	Indianapolis	3	50	16.7	25	0
-------	--------------	---	----	------	----	---

Receiving

2004 - Kansas City Chiefs

Date	Opponent	No.	Yds.	Avg.	LG	TD
*9/12	@ Denver	6	101	16.8	57	0
9/19	Carolina	1	20	20.0	20	0
9/26	Houston			Inactive/Hamstring		
*10/4	@ Baltimore			Inactive/Hamstring		
*10/17	@ Jacksonville	3	61	20.3	21	0
*10/24	Atlanta	3	52	17.3	26	0
*10/31	Indianapolis	5	50	10.0	25	0
*11/7	@ Tampa Bay	6	104	17.3	59	0
*11/14	@ New Orleans	7	121	17.3	23	1
*11/22	New England	3	99	33.0	65t	2
*11/28	San Diego	1	9	9.0	9	0
*12/5	@ Oakland	8	149	18.6	70t	1
*12/13	@ Tennessee	2	67	33.5	58t	2
*12/19	Denver	7	101	14.4	42	2
*12/25	Oakland	6	79	13.2	21	0
*1/2	@ San Diego	4	73	18.3	37	0

* Indicates Games Started



KENNISON'S GAME-WINNING FOURTH-QUARTER TD RECEPTIONS



Date	Opponent	Play	Score
10/21/96	New Orleans	15-yard TD pass from Jamie Martin	W, 14-13
10/12/03	@ Green Bay	51-yard TD pass from Trent Green	W, 40-34 OT
12/5/04	@ Oakland	70-yard TD pass from Trent Green	W, 34-27
12/13/04	@ Tennessee	9-yard TD pass from Trent Green	W, 49-38

One-Time Pro Bowler (2001)

29

Sammy
KNIGHT

Safety • 6-1 • 215



Born: September 10, 1975
Fontina, California

Southern California
Unrestricted Free Agent (2005)
NFL: 9 (1st with Chiefs)
GP/GS: (126/121) **Playoffs:** (2/2)

Pro Career: Ninth-year safety who signed with Kansas City as an unrestricted free agent from Miami on March 11th of this year ... Former Pro Bowl performer adds experience, toughness and tenacity to the Chiefs secondary ... Versatile contributor can play either safety position, but is expected to compete for the starting spot at strong safety for Kansas City ... Worked exclusively at strong safety with the Dolphins and his last four seasons with the Saints after seeing duty at both safety positions during his first two years in the league ... Extremely knowledgeable and instinctive performer who possesses a coaching mentality on the field ... Should provide an excellent role model for the rest of the club's defense both on the practice field and in the meeting room ... Physical performer who played both safety and linebacker at the collegiate level ... A fearless tackler who isn't afraid of initiating contact with ball carriers or receivers ... Earned a start for the NFC in the Pro Bowl following the 2001 season after registering 120 tackles (74 solo) and six INTs for the Saints ... Opportunistic defender who seems to always be around the ball and has a penchant for producing turnovers ... Has registered 46 takeaways (35 INTs, 11 FRs) dating back to his rookie season in '97, the highest total of any player in the league over that span ... Also has 10 forced fumbles to his credit ... His 35 interceptions are the second-highest total in the NFL over the past eight years, trailing only Minnesota's Darren Sharper (36) ... Still ranks third in New Orleans history with 28 interceptions during his tenure with the Saints from '97-02 ... His 464 INT return yards with New Orleans rank second in team annals ... Registered four interception returns for TDs with the Saints, the most in team history ... Posted a pair of INT return TDs in both '98 and 2002 ... Consistent performer has recorded 100+ tackles in six consecutive seasons ... Extremely durable player enters the 2005 campaign owning a streak of 108 straight games played and a string of 96 consecutive starts ... Has played in 126 games (121 starts) during his eight-year career ... Has 862 tackles (587 solo), 5.0 sacks (-26.0 yards), 35 interceptions (594 yards) with four touchdowns, 11 fumble recoveries, 10 forced fumbles, 74 passes defended and 18 special teams tackles ... Has also started two playoff games, recording nine tackles (four solo), four passes defended and two interceptions (56 yards) ... Originally entered the league with New Orleans in '97 when he was signed as a rookie free agent by

current Chiefs Vice President of Pro Personnel Bill Kuharich, who was that franchise's President/GM/COO at the time.

Transactions: Signed a five-year contract with Kansas City (3/11/04) ... Signed a two-year contract with Miami (5/13/03) ... Signed a five-year contract with New Orleans (7/30/99) ... Signed a one-year contract with New Orleans (7/21/98) ... Signed a one-year contract as a rookie free agent with New Orleans (4/25/97).

Miami (2003-04): Started all 32 games for the Dolphins ... Produced 238 tackles (146 solo), 11 passes defended, seven interceptions (130 yards), one fumble recovery and three forced fumbles ... Also had three special teams tackles.

EXTRA POINTS

Knight has known his wife Freda since they were both two years old, having grown up in the same neighborhood of their hometown of Riverside, California.

2004: Opened all 16 contests at strong safety for the fifth consecutive season ... Tied a career high with 127 tackles (74 solo), while adding four interceptions (32 yards), one fumble recovery, three forced fumbles and five passes defended ... Also had three special teams stops ... Produced six tackles vs. Tennessee (9/12) ... Amassed seven tackles vs. Pittsburgh (9/26) ... Totaled eight tackles vs. the N.Y. Jets (10/3) ... Contributed eight tackles at New England (10/10) ... Compiled five tackles at Buffalo (10/17) ... Recorded eight tackles and an interception off Marc Bulger vs. St. Louis (10/24) ... Tallied 12 tackles at the N.Y. Jets (11/1) ... Totaled seven tackles vs. Arizona (11/7) ... Recorded eight tackles at Seattle (11/21) ... Registered 11 tackles at San Francisco (11/28) ... Posted eight tackles and an interception of Jake Plummer at Denver (12/12) ... Produced nine tackles and intercepted two Tom Brady passes vs. New England (12/20) ... Amassed 12 tackles, forced two RB Lee Suggs fumbles and recovered one vs. Cleveland (12/26) ... Totaled nine tackles and tackled QB Kyle Boller in the end zone for a safety at Baltimore (1/2/05).

2003: Started 16 games at strong safety, recording 111 tackles (72 solo) ... Tied for second on the team with three interceptions, two forced fumbles and six passes defended ... Recorded nine

tackles vs. Houston (9/7) ... Posted five tackles and two passes defended at the N.Y. Jets (9/14) ... Had an interception off of Drew Bledsoe vs. Buffalo (9/21) ... Totaled eight tackles at the N.Y. Giants (10/5) ... Registered seven tackles, one pass defended and forced a RB Fred Taylor fumble at Jacksonville (10/12) ... Compiled eight tackles vs. New England (10/19) ... Tied for the team lead with nine tackles at Tennessee (11/9) ... Registered five tackles and an interception of Anthony Wright vs. Baltimore (11/16) ... Totaled 11 tackles vs. Washington (11/23) ... Recorded eight tackles and returned a Quincy Carter interception 70 yards at Dallas (11/27), the eighth-longest return in team history ... Talled a season-high 13 tackles at New England (12/7) ... Amassed seven tackles and forced a RB Travis Henry fumble at Buffalo (12/21).

New Orleans (1997-02): Appeared in 94 games (89 starts), recording 624 tackles (441 solo) and 5.0 sacks (-26.0 yards) ... Had 28 interceptions for 464 yards, including a franchise-record four TD returns ... Added 10 fumble recoveries and five forced fumbles and 63 passes defended, as well as 15 special teams stops ... Also started two playoff games, producing nine tackles, four passes defended and two interceptions for 56 yards ... His 28 interceptions rank third in New Orleans history while his 464 return yards stand second in team annals, behind only S Tommy Myers (621).

2002: Opened all 16 games, leading the team with a career-high 127 tackles (88 solo) ... Added 2.0 sacks (-14.0 yards), a fumble recovery, two forced fumbles, a career-high 17 passes defended and five interceptions ... Produced 12 tackles and a sack of Brad Johnson at Tampa Bay (9/8) ... Talled a season-high 13 tackles and an interception of Jim Miller at Chicago (9/22) ... Had an interception off Tommy Maddox vs. Pittsburgh (10/6) and picked off Patrick Ramsey at Washington (10/13) ... Recovered a RB Kevan Barlow fumble vs. San Francisco (10/20) ... Forced a RB Warrick Dunn fumble vs. Atlanta (10/27) ... Recorded a sack of Michael Vick at Atlanta (11/17) ... Had a forced fumble on RB Jamal Lewis at Baltimore (12/8) ... Intercepted a pair of Rodney Peete passes vs. Carolina (12/29).

NFL LEADERS MOST INTERCEPTIONS 1997-04	
1. 36 Darren Sharper	GB
2. 35 Sammy Knight	NO, MIA
3. 33 Donnie Abraham	TB, NYJ
Terrell Buckley	MIA, DEN, NE, TB, NYJ
Rod Woodson	PIT, BAL, OAK

2001: Started all 16 games at strong safety ... Was second on the squad and led all the Saints DBs with 120 tackles (74 solo) to go with a sack (-4.0 yards), 10 passes defended and two forced fumbles ... Led the team with six interceptions and five fumble recoveries ... His six picks tied for sixth in the NFC ... Named a starter to the NFC Pro Bowl squad and earned first-team All-Pro honors

from the *Associated Press* ... Tied a Saints single-game record and his own career high with three interceptions of Rob Johnson at Buffalo (9/9), while adding seven tackles and three passes defended to earn NFC Defensive Player of the Week honors ... Registered six tackles and a WR Cris Carter fumble recovery vs. Minnesota (10/7) ... Talled six tackles, forced a WR Donald Hayes fumble and recovered a QB Chris Weinke fumble at Carolina (10/14) ... Amassed five tackles and recovered a RB Maurice Smith fumble vs. Atlanta (10/21) ... Recorded seven tackles, two passes defended in addition to a sack and two interceptions of Kurt Warner at St. Louis (10/28) to earn NFC Defensive Player of the Week honors ... Recovered a RB Curtis Martin fumble vs. the N.Y. Jets (11/4) ... Posted five tackles, three passes defended and returned a Peyton Manning interception a season-long 40 yards vs. Indianapolis (11/18) ... Had eight tackles at Atlanta (12/9) ... Registered 12 tackles and forced and recovered a TE Ernie Conwell fumble vs. St. Louis (12/17) ... Produced a career-high 22 tackles (11 solo) and one pass defended at Tampa Bay (12/23).

2000: Started 16 games at strong safety, leading the team with 116 tackles (75 solo) and five interceptions for 68 yards with two TDs ... Also had 2.0 sacks (-8.0 yards), nine passes defended, one forced fumble and three special teams stops ... Tied for first in the NFC and second in the NFL with two defensive TDs ... Recorded a season-high 11 tackles, a pass defended and a 37-yard interception return for a TD of Stoney Case vs. Detroit (9/3) ... Had three tackles, one pass defended and picked off a Cade McNown pass at Chicago (10/8) ... Registered four tackles and two passes defended at Atlanta (10/22) ... Recorded an interception off Jake Plummer at Arizona (10/29) ... Talled eight tackles, a pass defended and an interception of Jeff Garcia vs. San Francisco (11/5) ... Registered seven tackles and a sack and strip of QB Steve Beuerlein that LB Keith Mitchell returned for a franchise-long 90-yard TD at Carolina (11/12) ... Tied a season high with 11 tackles vs. Denver (12/3) ... Totaled nine tackles at San Francisco (12/10) ... Returned a Doug Johnson interception 39 yards for a TD and added a sack of Johnson vs. Atlanta (12/17) ... Started two playoff games, tallying nine tackles (five solo), four passes defended and two interceptions (56 yards) ... Posted five tackles, four passes defended and two interceptions for 56 yards off Kurt Warner in an NFC Wild Card Game vs. St. Louis (12/30) ... Totaled four tackles in an NFC Divisional Playoff Game at Minnesota (1/6/01).

1999: Started all 16 games at strong safety for the first time in his career ... Finished second on the team with 102 tackles (75 solo) ... Posted six passes defended, one interception, a fumble recovery and three special teams tackles ... Produced eight tackles vs. Carolina (9/12) ... Registered nine tackles and a RB Edgar Bennett fumble recovery at Chicago (10/3) ... Posted seven tackles vs. Atlanta (10/10) ... Recorded a team-high 10 tackles vs. Tennessee (10/17) ... Totaled six tackles at the N.Y. Giants (10/24) ... Talled a team-high seven tackles vs. Cleveland (10/31) ... Registered six tackles vs.

Tampa Bay (11/7), vs. San Francisco (11/14), at Jacksonville (11/21) and at Atlanta (12/5) ... Matched a season best with 10 tackles vs. St. Louis (12/12) ... Picked off a Tony Banks pass at Baltimore (12/19) ... Posted seven tackles vs. Dallas (12/24).

1998: Appeared in 14 games (13 starts) ... Ranked fourth on the team with 75 tackles (62 solo) and led the Saints with six interceptions for 171 yards with two TDs ... Also had nine passes defended and two fumble recoveries ... His nine interceptions tied for third in the NFC and fourth in the NFL and were the fourth-highest single-season mark in team history ... Interception return average of 28.5 yards ranked fifth in the NFL and was the third-best single-season total in club annals ... Had nine solo tackles and an interception off Tony Banks at St. Louis (9/6) ... Was inactive at Indianapolis (9/27) and vs. New England (10/4) with a shoulder injury ... Recorded an interception of Kerry Collins vs. Carolina (10/19) ... Intercepted a pass off of Trent Dilfer and recovered a TE Patrick Hape fumble vs. Tampa Bay (10/25) ... Had an interception off Steve Beuerlein at Carolina (11/1) ... Recorded two interceptions of Brad Johnson, including a career-long 91-yard TD return at Minnesota (11/8). It was the third-longest return in New Orleans history and the longest in the NFL in '98 ... Produced 10 tackles, recovered a RB Adrian Murrell fumble and returned a Jake Plummer INT for a 39-yard TD at Arizona (12/20), becoming the first Saints player to have two INT returns for TDs in the same season since LB Dennis Winston in '84.

1997: Saw action in all 16 games (12 starts) ... Finished third on the club with 84 tackles (67 solo) along with leading the club and all NFL rookies with five interceptions for 75 yards ... Added 12 passes defended, a fumble recovery and nine special teams tackles ... An All-Rookie selection by *Pro Football Weekly* ... Started his first NFL game at the N.Y. Giants (9/28), registering 11 tackles and his first career INT off Dave Brown ... Recorded 10 tackles at Chicago (10/5) ... Totaled 10 tackles vs. San Francisco (10/26) ... Intercepted a Jeff George pass and recovered a RB Napoleon Kaufman fumble at Oakland (11/9) ... Had two INTs, one each off of Steve Beuerlein and Kerry Collins at Carolina (11/30) ... Tallied a team-high nine tackles vs. Arizona (12/14).

College: A four-year letterman at USC, recording 290 tackles and five interceptions ... Led

the team with 121 tackles, including 11.0 for loss and earned All-Pac 10 honors as a senior ... Served as a co-captain and named the squad's MVP and most-inspirational player ... Moved to linebacker his senior campaign after starting at safety as a sophomore and junior ... Led the team with 89 tackles, including 9.0 for loss as a junior ... Graduated from USC with a degree in Communications.

Personal:

- Prepped at Rubidoux High School in Riverside, California where he played free safety, wide receiver and quarterback his senior season.
- Compiled 153 tackles, 11 interceptions, five forced fumbles, five blocked kicks to go with 53 carries for 483 yards (9.1 avg.) with 12 touchdowns his senior campaign.
- Was a *Parade* All-America selection and produced 30 tackles in a game as a senior.
- Also earned letters in basketball and track.
- Started work as an intern for the Legacy Financial Group shortly after his arrival in Kansas City in 2005.
- In 2002, formed the "Sammy Knight Foundation," whose mission is the spiritual, physical and social development of youth.
- Funded a non-profit school in New Orleans for underprivileged children ages K-12 in conjunction with Elysian Field Outreach Ministry. Along with his wife, oversaw the day-to-day operations of the school, including the educational component of the program.
- An avid player of the EA Sports Madden Football video game and has participated in the NFL Madden tournament during the Super Bowl.
- Father Sam, Sr. played on the California state championship basketball team in the early '60s at Riverside Community College that was coached by Jerry Tarkanian.
- Older brother Ryan was a running back at USC ('83-86) and another older brother, Greg was a defensive tackle at Colorado ('86) while his younger brother, Darryl was a linebacker at USC ('98-00).
- Full name: Sammy D. Knight.
- Married, wife Freda with two daughters, Shianne (4) and Samone (2). Knight also has an older daughter, Aneka (16).
- The Knights reside in Leawood, Kansas.



**NFL LEADERS
MOST TAKEAWAYS**

1997-04



1. 46 Sammy Knight	35 Interceptions	11 Fumble Recoveries	NO, MIA
2. 44 Rod Woodson	33 Interceptions	11 Fumble Recoveries	PIT, BAL, OAK
3. 41 Terrell Buckley	33 Interceptions	8 Fumble Recoveries	MIA, DEN, NE, TB, NYJ
4. 40 Darren Sharper	36 Interceptions	4 Fumble Recoveries	GB
5. 39 Donnie Abraham	33 Interceptions	6 Fumble Recoveries	TB, NYJ



KNIGHT'S NFL STATISTICS



Year	Team	G-S	INTERCEPTIONS				TACKLES			FUMBLES		PASSES		SACKS No./Yds.
			No.	Yds.	LG	TD	Solos	Asst.	Total	Rec.	For.	Defensed		
1997	New Orleans	16-12	5	75	39	0	67	17	84	1	0	12	0.0/0.0	
1998	New Orleans	14-13	6	171	91	2	62	13	75	2	0	9	0.0/0.0	
1999	New Orleans	16-16	1	0	0	0	75	27	102	1	0	6	0.0/0.0	
2000	New Orleans	16-16	5	68	37	2	75	41	116	0	1	9	2.0/8.0	
2001	New Orleans	16-16	6	114	40	0	74	46	120	5	2	10	1.0/4.0	
2002	New Orleans	16-16	5	36	17	0	88	39	127	1	2	17	2.0/14.0	
2003	Miami	16-16	3	98	70	0	72	39	111	0	2	6	0.0/0.0	
2004	Miami	16-16	4	32	32	0	74	53	127	1	3	5	0.0/0.0	
Totals			126-121	35	594	91	2	587	275	862	11	10	74	5.0/26.0

Additional Stats: Has 15 special teams tackles – nine in '97, three in '99, three in 2000 and three in 2004. Owns four INT returns for TDs – a 91-yard TD at Minnesota (11/8/98), a 39-yard TD at Arizona (12/20/98), a 37-yard TD vs. Detroit (9/3/00) and a 31-yard TD vs. Atlanta (12/17/00).

REGULAR SEASON SINGLE-GAME CAREER HIGHS

Tackles: 22 (11 solo) at Tampa Bay (12/23/01)

Long INT Return: 91 at Minnesota (11/8/98)

Interceptions: 3 at Buffalo (9/9/01)

Sacks: 1.0, five times, last at Atlanta (11/17/02)

INT Return Yards: 98 at Minnesota (11/8/98)

POSTSEASON

Year	Team	G-S	INTERCEPTIONS				TACKLES			FUMBLES		PASSES		SACKS No./Yds.
			No.	Yds.	LG	TD	Solos	Asst.	Total	Rec.	For.	Defensed		
2000	New Orleans	2-2	2	56	52	0	4	5	9	0	0	4	0.0/0.0	
Totals			2-2	2	56	52	0	4	5	9	0	0	4	0.0/0.0

POSTSEASON SINGLE-GAME CAREER HIGHS

Tackles: 5 vs. St. Louis (12/30/00)

INT Return Yards: 56 vs. St. Louis (12/30/00)

Interceptions: 2 vs. St. Louis (12/30/00)

Passes Defensed: 4 vs. St. Louis (12/30/00)

STREAKS AND MILESTONES: Has played in 108 consecutive games dating back to a contest vs. San Francisco (10/11/98). Has started 96 straight games dating back to a contest vs. Carolina (9/12/99).

CHIEFS MEMORABILIA IN THE PRO FOOTBALL HALL OF FAME

Notable Chiefs items in the Pro Football Hall of Fame include . . .

- 45 RPM record of the "Dallas Texans March" from '60.
- '61 Dallas Texans autographed football.
- Knee braces worn by G Marvin Terrell from '60-63. Braces are made of leather with metal hinges and elastic lacing.
- Football autographed by both the Texans and the Oilers from the '62 AFL Championship Game.
- Record featuring audio highlights of the '69 Chiefs.
- Riddell Kra-Lite model helmet worn by G Ed Budde, featuring web suspension and a three-bar facemask.
- Medalist gladiator, Hydro-Flo suspension model helmet worn by LB Willie Lanier, featuring a two-bar facemask and distinctive exterior padding on the crown.
- NFL regulation football used in the 5,000th NFL game played, a contest between Cincinnati and Kansas City at Arrowhead Stadium (12/4/77).
- '89 jersey worn by RB Christian Okoye, who led the NFL in rushing that season.
- Game-used football which was used on a punt blocked by CB Albert Lewis vs. New England (12/2/90). It was the 10th blocked punt of Lewis' career, a Chiefs record.
- RB Priest Holmes' game jersey and the football he carried when he set an NFL single-season record with his 27th TD of the 2003 season vs. Chicago (12/28/03).
- TE Tony Gonzalez's game jersey worn against San Diego (1/2/04) when he set the NFL's single-season record for receptions by a tight end (102).

57

Mike MASLOWSKI

Linebacker • 6-2 • 243



Born: July 11, 1974
Thorp, Wisconsin

Wisconsin - La Crosse
Free Agent (1999)
NFL: 7 (7th with Chiefs)
GP/GS: (65/31) Playoffs: (0/0)

Pro Career: Hard-hitting and hard-working Wisconsinite entering his seventh NFL campaign with the Chiefs in 2005 ... Is attempting to stage a comeback from a serious left knee injury that cost him the entire 2004 regular season and the final six contests of the 2003 campaign ... Underwent a tibial osteotomy on that knee on September 29th of last year, a radical surgery designed to correct the alignment of the knee ... Is attempting to become the first NFL player and just the second known major league professional athlete to return to game action after undergoing a similar procedure. C Steve Yzerman of the NHL's Detroit Red Wings underwent a similar operation on his right knee in August of 2002 and returned to action in late February of 2003 ... Has been diligently rehabbing in hopes of returning to the field in 2005 ... Should his comeback bid be successful, would line up at the middle linebacker post, a position where he previously excelled in both NFL Europe and in the collegiate ranks ... Most recently started at MLB for the Chiefs in 2003, opening the first 10 games of that season at that position before being slowed by his left knee ... Has a history of making plays, no matter where he lines up ... Started all 16 games at ROLB in 2002, racking up a remarkable 162 stops to shatter LB Gary Spani's franchise single-season record of 159 tackles which had stood since '79 ... Initially entered the Chiefs starting lineup at LOLB in 2000 ... Tenacious performer with tremendous natural instincts for the game who is seemingly always around the ball ... Injuries have been the only hindrance to his tenure with the Chiefs ... Was waging a battle with Marvucus Patton for the starting job at MLB post before suffering a left knee in the third preseason game of 2001 ... Has earned the respect of his peers and Kansas City's hardhat-and-lunchpail crowd with his "throwback" approach to the game ... Completed an arduous journey to the National Football League in '99 after playing in NFL Europe that spring and competing in the Arena Football League in '98 ... Initially entered the pro ranks as a rookie free agent with the San Diego Chargers in '97, but was cut before the start of the regular season ... Broke into the Chiefs starting lineup at the LOLB post late in the 2000 campaign ... Started five of the club's final six games of the year at that position, posting double-digit tackles in three of those contests ... Was a member of USA Today's All-Joe Team in 2000, a squad which annually recognizes the league's top blue-collar performers ... Was also selected to Dr. Z's *Sports Illustrated* All-Pro

squad in 2000 for his special teams efforts ... Part of a growing list of current NFL players who honed their skills in NFL Europe ... After establishing himself as one of the league's most competitive special teams performers in '99, built on that reputation by upping his tackle count in the kicking game in 2000 and earning the starting spot on defense by season's end ... Despite taking on an increased role on defense in

EXTRA POINTS

Maslowski was selected by U.S. Labor Secretary Elaine Chao as a recipient of a "New Freedom Initiative Award" based on exemplary and innovative efforts to train, recruit and hire people with disabilities, while incorporating principles of President Bush's "New Freedom Initiative."

2000, still led the squad with 25 special teams stops, making him the only KC player with 20 or more such tackles ... In six seasons with the Chiefs, has played in 65 games with 31 starts ... Owns 311 tackles (229 solo), 4.0 sacks (-7.0 yards), three INTs (28 yards), three fumble recoveries, three forced fumbles, 17 passes defended and 10 QB pressures ... Also racked up 60 special teams stops during his first three seasons with the club ... Displayed an amazing feat of durability and desire in '99, playing in a total of 30 pro games, seeing action in 11 contests with the Barcelona Dragons to go with 19 preseason and regular season outings in Kansas City ... Honed his skills at the hand of LB Greg Manusky and finished second on the squad with 23 special teams tackles in '99, the most by a Kansas City first-year player since '94 ... Was a landslide winner of the club's prestigious Mack Lee Hill Award in '99, presented annually to the Chiefs top first-year performer ... Has the ability to long snap, which originally was one of the reasons Kansas City signed him ... Was inked by the Chiefs after earning Team Ironman honors as a linebacker, fullback and special teams performer for the Arena League's San Jose Sabercats in '98 ... Terrorized NFL Europe in the spring of '99 by setting a league single-season record with 105 tackles ... Hails from tiny Thorp, Wisconsin (pop. 1,657), located approximately 90 miles east of the Chiefs summer home in River Falls ... Played in the same collegiate league as UW - River Falls and has seen game action on Ramer Field where the Chiefs conduct training camp.

Transactions: Signed a six-year contract with Kansas City (2/27/03) ... One-year restricted free agent offer sheet matched by Kansas City (3/14/02) ... Signed a one-year restricted free agent offer sheet with New England (3/8/02) ... Signed a one-year contract with Kansas City (3/1/01) ... Signed a two-year contract with Kansas City (1/12/99) ... Signed by the San Jose Sabercats of the Arena Football League in '98 ... Released by San Diego (6/13/97) ... Originally began his pro tenure as a rookie free agent with San Diego in '97.

Kansas City (1999-04): Has seen action in 65 games with 31 starts ... Owns 311 tackles (229 solo), three fumble recoveries, three forced fumbles, 4.0 sacks (-7.0 yards) and three INTs for 28 yards ... Has also accumulated 17 passes defended, 10 QB pressures and 60 special teams tackles.

2004: Went to training camp with the club, but was placed on injured reserve on September 5th with a left knee injury ... Underwent a tibial osteotomy on that knee on September 29th.

2003: Started the first 10 games of the season at MLB and was inactive for the last six contests with a left knee injury ... Had 79 tackles (65 solo) and five passes defended ... Also had one QB pressure, a fumble recovery and a forced fumble ... Tied a career high with two passes defended vs. Pittsburgh (9/14) ... Recorded seven tackles at Houston (9/21). Also made three separate blocks on WR Dante Hall's 73-yard punt return TD ... Tied a career high with 16 tackles (13 solo) at Baltimore (9/28) ... Registered seven tackles vs. Denver (10/5) ... Collected 10 tackles and recovered a RB Ahman Green fumble in OT to set up the game-winning TD at Green Bay (10/12) ... Produced 10 tackles and forced a WR Josh Reed fumble vs. Buffalo (10/26) ... Was inactive with a left knee injury for the final six games of the regular season and the club's playoff outing.

2002: Started all 16 games at ROLB ... Registered a franchise-record and career-best 162 tackles (109 solo) with five tackles for loss ... Also added a sack (-1.0 yard), three INTs (28 yards), five QB pressures, a fumble recovery and a forced fumble ... Tied for second on the team with eight passes defended ... Had eight double-digit tackle performances ... Started at ROLB for the first time in his career at Cleveland (9/8) ... Recorded a team-high 12 tackles and his first career INT (25 yards) off Tom Brady at New England (9/22) ... Totaled 11 tackles vs. Denver (10/20) ... Collected seven tackles, one pass defended in addition to forcing and recovering a WR Jerry Rice fumble that set up a TD in the fourth quarter to earn AFC Defensive Player of the Week honors vs. Oakland (10/27) ... Produced a career-high 16 tackles (seven solo) at San Francisco

(11/10) ... Had 13 tackles and a career-best two passes defended vs. Buffalo (11/17) ... Recorded an INT off Jake Plummer vs. Arizona (12/1) ... Registered 14 tackles, as well as a sack and an INT off Brian Griese at Denver (12/15) ... Tallied 10 stops at Oakland (12/28) to record his 162nd tackle of the season, bypassing LB Gary Spani (157 in '79) for the Chiefs single-season record.

2001: Played in eight games at LB and on special teams ... Missed eight contests due to a pair of separate left knee injuries ... Recorded 10 tackles (eight solo), two tackles for loss, a pass defended, a sack (-1.0 yard) and 12 special teams stops ... Was inactive for the first five games of the season due to a left knee injury suffered in the preseason at Jacksonville (8/23) ... Saw his first regular season action at Arizona (10/21) ... Registered a sack of Peyton Manning vs. Indianapolis (10/25) ... Recorded three special teams stops apiece at San Diego (11/4) and at the N.Y. Jets (11/11) ... Registered a special teams stop and saw action at LB vs. Denver (12/16) before injuring his left knee in the fourth quarter ... Was placed on injured reserve on December 23rd.

2000: Saw duty in all 16 games on special teams and took defensive snaps in 14 games, starting five of those contests ... Captained the club's special teams unit ... Selected to Dr. Z's *Sports Illustrated* All-Pro squad (special teams) and *USA Today's* All-Joe Team ... Finished the year with 59 tackles (46 solo), 2.0 sacks (-5.0 yards), one fumble recovery, a forced fumble, four QB pressures and three passes defended ... Led the club with 25 special teams tackles ... Tied a career-high with four special teams tackles vs. Indianapolis (9/3) ... Had three special teams stops vs. Seattle (10/2) ... Saw reserve duty for an injured LB Lew Bush vs. Oakland (10/15) ... Tied a career-high with four special teams stops at Seattle (10/29) ... Went into the lineup at LOLB on the club's second defensive series at San Francisco (11/12), compiling 12 tackles and a personal-best three QB pressures ... Made his first career start at LOLB vs. Buffalo (11/19), getting a sack of Rob Johnson ... Got a fumble recovery and a sack of Ryan Leaf in a start at San Diego (11/26) ... Contributed 10 tackles, a forced fumble and three special teams tackles in a start at New England (12/4) ... Saw reserve action at LOLB when the club opened in the nickel vs. Carolina (12/10), registering 12 tackles ... Started at LOLB vs. Denver (12/17) and at Atlanta (12/24).

1999: Earned the club's prestigious Mack Lee Hill Award as Kansas City's top first-year performer ... Saw duty in 15 games on special teams, ranking second on the squad with 23 tackles, the most by a first-year Chief since S Monty Grow had 23 in '94 ... Served as a linebacker in goal-line and short-yardage situations in five games, posting one solo tackle on defense ... Saw action in his first NFL contest at Chicago (9/12) ... Tallied a career-high four special teams tackles vs. Detroit (9/26) ... Captained the special teams vs. New England (10/10), at Baltimore (10/21), and vs. San Diego (10/31) ... Left the game vs. Seattle (11/21) due to a mild head trauma, but returned to action ... Was inactive at Oakland (11/28) ... Handled the club's punt snapping duties in the second half at Denver (12/5), replacing an injured G Ralph Tamm.

CHIEFS RECORD BOOK
MOST TACKLES
SEASON

1.	162	Mike Maslowski	2002
2.	157	Gary Spani	1979
3.	153	Gary Spani	1981
4.	151	Deron Cherry	1981
		Donnie Edwards	1998, 2000
		Scott Fujita	2003

NFL Europe (1999): Was the most dominating defensive performer in NFL Europe with Barcelona in '99 ... Helped lead Barcelona to the World Bowl vs. Frankfurt ... Led the league with 105 tackles and four INTs ... Those 105 tackles broke the previous NFL Europe single-season mark of 95 set by the Rhein Fire's Anthony Fieldings in '95 ... Earned NFL Europe Defensive Player of the Week honors after becoming the first LB in league history to record three INTs in a single game vs. Amsterdam (4/17), including one which he returned for a 30-yard TD ... Received Defensive Player of the Week honors at the Scottish Claymores (5/9) after posting 16 tackles ... Posted eight tackles in a 38-24 World Bowl setback vs. Frankfurt (6/20).

Arena Football League (1998): Served as a FB, LB and special teams performer for the San Jose Sabercats ... Was a team captain and earned Team Ironman honors ... Played in 12 regular season contests, leading the squad in rushing with 33 carries for 149 yards (4.5 avg.) with seven TDs ... Also caught 10 passes for 86 yards ... Ranked fifth on the team with 28 tackles (14 solo), adding two passes defended and a forced fumble.

College: Concluded his career at UW - La Crosse by earning Division III All-America honors as a senior in '96 after leading the club to the NCAA semi-finals ... Also voted to the American Football Coaches All-America squad ... Named the Wisconsin State University Conference's (WSUC) MVP ... Finished his career with 279 tackles, 21.0 for loss, 5.5 sacks and 10 INTs ... Had seven pickoffs, 86 tackles and a sack as a senior ... Part of UW - La Crosse's '95 National Championship squad as a junior when he produced a career-high 108 tackles, 1.5 sacks and an INT ... Got 68 stops, 3.0 sacks and two INTs as a sophomore after recording 17 tackles his freshman campaign ... Turned down a host of Division II scholarship offers to play at UW - La Crosse, where the Eagles compiled a 45-5 record

during his four seasons ... Majored in Physical Education and Coaching at UW - La Crosse.

Personal:

- Played QB, RB, LB, P and K at Thorp High School in Thorp, Wisconsin.
- Had 128 tackles and 13 INTs as a senior linebacker when he earned all-state honors.
- Also completed 113 of 260 passes for 1,991 yards and 25 TDs during his prep career to go along with 119 rushes for 363 yards and 12 TDs.
- Enrolled in an executive education program at the Harvard Business School in April of 2005, a workshop targeted towards NFL players interested in owning, operating or building their own businesses.
- Served an internship in financial planning working with the Legacy Financial Group in Kansas City during the 2004 off-season.
- Worked as a coaching intern at NFL Europe's training camp in Tampa in 2003 and served as an intern coach at Kansas City's Washington High School in the 2000 off-season.
- Formed "Maz's Mentors Foundation" in 2001 which benefits the Kansas City Foundation For Citizens with Mental Retardation. The foundation's goal is to enable as many mentally-challenged adults as possible to live and work independently. Has sponsored the Job Club since 2002, a program which prepares mentally-challenged students and adults for employment.
- Hosts a luncheon series to encourage employers to hire mentally challenged adults.
- Provides 10 season tickets for the Blue Valley Access program which serves young adults who are mentally challenged.
- Serves on Board of Directors for Greater Kansas City Foundation for Citizens with Retardation.
- Full name: Michael John Maslowski.
- Married, wife Heidi.
- The couple resides in Leawood, Kansas.



MASLOWSKI'S NFL STATISTICS



Year	Team	G-S	TACKLES			FUMBLES		SACKS	INTS	SP. TEAM
			Solos	Asst.	Total	For.	Rec.	No./Yds.	No./Yds.	Tackles
1999	Kansas City	15-0	1	0	1	0	0	0.0/0.0	0/0	23
2000	Kansas City	16-5	46	13	59	1	1	2.0/5.0	0/0	25
2001	Kansas City	8-0	8	2	10	0	0	1.0/1.0	0/0	12
2002	Kansas City	16-16	109	53	162	1	1	1.0/1.0	3/28	0
2003	Kansas City	10-10	65	14	79	1	1	0.0/0.0	0/0	0
2004	Kansas City	0-0	0	0	0	0	0	0.0/0.0	0/0	0
Totals		65-31	229	82	311	3	3	4.0/7.0	3/28	60

Additional Stats: Has 17 passes defended – three in 2000, one in 2001, eight in 2002 and five in 2003. Has 10 QB pressures – four in 2000, five in 2002 and one in 2003.

SINGLE GAME CAREER HIGHS

Tackles: 16 at San Francisco (11/10/02)
at Baltimore (9/28/03)

Sacks: 1.0, four times, last at Denver (12/15/02)

Interceptions: 1, three times, last at Denver (12/15/02)

Fumble Recoveries: 1, three times, last at Green Bay (10/12/03)

Forced Fumbles: 1, three times, last vs. Buffalo (10/26/03)

Passes Defended: 2 vs. Buffalo (11/17/02)
vs. Pittsburgh (9/14/03)

QB Pressures: 3 at San Francisco (11/10/02)

Sp. Teams Tackles: 4 vs. Detroit (9/26/99)
vs. Indianapolis (9/3/00)
at Seattle (10/29/00)

22

Dexter McCLEON

Cornerback • 5-10 • 195



Born: October 9, 1973
Meridian, Mississippi

Clemson
Free Agent (2003)
NFL: 9 (3rd with Chiefs)
GP/GS: (120/79) **Playoffs:** (8/8)

Pro Career: Veteran coverman enters his ninth season in NFL and third with the Chiefs after signing as a free agent with Kansas City in 2003 ... After seeing starting duty for the majority of the past two seasons, is expected to serve as the club's nickel cornerback in 2005 ... Returns to the position he was originally acquired to play after stepping in as the starting right cornerback for all 16 games in 2003 ... Proved he belonged in that role by tying for the team lead with six INTs ... Brings experience and versatility to the Chiefs secondary, owning four starts at free safety in addition to opening 75 games at corner ... Owns excellent coverage skills and is a sure tackler in the secondary ... A two-sport collegiate athlete (football and baseball) at Clemson, owns tremendous hand-eye coordination and has a knack for getting his hands on the ball ... Provides an exemplary role model for the rest of Kansas City's corners in practice and on gameday ... A true professional who is dedicated to preparation and helping his teammates get better ... Came to the Chiefs in 2003 after a six-year run in St. Louis ('97-'02), where he accumulated a wealth of postseason experience and won a Super Bowl XXXIV ring working under then-Rams head coach Dick Vermeil ... Was also reunited in Kansas City with Peter Giunta who served as the Rams defensive coordinator for that Super Bowl squad and currently works as the Chiefs defensive backs coach ... Owns 120 games (79 starts) of regular season experience, recording 367 tackles (294 solo), 4.5 sacks (-44.5 yards), 28 interceptions (160 yards), 86 passes defended, six fumble recoveries, one forced fumble and 10 special teams stops ... Also scored a 29-yard touchdown off of a lateral from fellow CB Dre' Bly on a fumble return ... Has started eight playoff games, including starts in Super Bowl XXXIV and XXXVI ... Has 37 tackles (30 solo), two interceptions (16 yards) and eight passes defended in the postseason.

Transactions: Signed a five-year contract with Kansas City (3/5/03) ... Released by St. Louis (2/27/03) ... Re-signed by St. Louis (6/13/00) ... Signed by St. Louis (7/3/97) ... Originally entered the NFL as a second-round selection (40th overall) of St. Louis in '97 on a pick that was acquired from Chicago.

Kansas City (2003-04): Has appeared in 29 games with 22 starts at right CB ... Owns 108 tackles (86 solo), including five for loss ... Also has eight interceptions (20 yards), 19 passes defended and three fumble recoveries ... Registered five tackles in one postseason start.

2004: Participated in 13 games (six starts) at right CB, recording 44 tackles (35 solo), two stops for loss, two INTs (23 yards), eight passes defended and a fumble recovery ... Amassed five tackles and recovered a RB Quentin Griffin fumble in the end zone at Denver (9/12) ... Totaled four tackles and a pass defended vs. Carolina (9/19) ... Tallied five tackles and one pass defended vs. Houston (9/26) ... Produced seven tackles at Baltimore (10/4) ...

EXTRA POINTS

A two-sport athlete at Clemson, McCleon once sandwiched a football conditioning workout between games of a baseball double-header.

Posted a season-high eight solo tackles and a pass defended at Jacksonville (10/17) ... Suffered a right hamstring strain vs. Atlanta (10/24) and was inactive for the next three games with that injury ... Delivered a devastating hit on Chargers TE Antonio Gates for a pass defended vs. San Diego (11/28) ... Amassed four tackles and two passes defended at Tennessee (12/13) ... Tied a career high with two INTs off Jake Plummer and also produced four tackles vs. Denver (12/19) ... Recorded one tackle and two passes defended vs. Oakland (12/25).

2003: Started 16 games at right CB ... Produced 64 tackles (51 solo), including three for loss ... Also had a team-high 11 passes defended and two fumble recoveries ... Tied for the team lead with S Greg Wesley with six interceptions ... His six INTs were tied for fourth in the AFC and tied for seventh in the NFL ... First start with the Chiefs came vs. San Diego (9/7) ... Recorded six tackles vs. Pittsburgh (9/14) ... Posted five tackles, recovered a RB Tony Hollings fumble and intercepted his first pass in a Chiefs uniform off David Carr at Houston (9/21) ... Tied a career high with two INTs off Kyle Boller, including one on the Kansas City two-yard line with 0:36 seconds remaining in a 17-10 victory at Baltimore (9/28) ... Totaled a season-high eight tackles vs. Denver (10/5) ... Had a season-high three passes defended at Green Bay (10/12) ... Recorded five solo tackles and an INT off Marques Tuiasosopo at Oakland (10/20) ... Intercepted a Drew Bledsoe pass and returned a WR Josh Reed fumble 10 yards vs. Buffalo (10/26). Also tallied seven solo tackles ... Intercepted a Doug Flutie pass at San Diego (11/30) ... Produced five tackles in the club's AFC Divisional Playoff Game vs. Indianapolis (11/11/04).

St. Louis (1997-02): Participated in 91 games (58 starts) during his six-year stay in St. Louis ... Amassed 259 tackles (208 solo), 4.5 sacks (-44.5 solo), 20 interceptions (140 yards), 67 passes defended, three fumble recoveries and one forced fumble ... Scored a 29-yard touchdown off a lateral on a fumble return ... Added 10 stops on special teams ... Owned seven starting assignments in the postseason including a pair of starts in Super Bowls XXXVI and XXXIV ... Recorded 32 tackles (26 solo), two interceptions (16 yards) and eight passes defended in postseason play.

2002: Played in 13 games (four starts), recording 22 tackles (15 solo), one interception for no yards, three passes defended, one fumble recovery and one stop on special teams ... Was inactive vs. Dallas (9/29), at San Francisco (10/6) and vs. Oakland (10/13) with a hamstring injury ... Totaled three tackles at Arizona (11/3) ... Intercepted a Drew Brees pass in the end zone with 11 seconds remaining to seal a victory vs. San Diego (11/10) ... Started at CB vs. Seattle (10/20) and at Washington (11/24) ... Started at CB at Kansas City (12/8), racking up three tackles ... Had four tackles vs. Arizona (12/15) ... Started at FS at Seattle (12/22).

2001: Started all 16 games for the second consecutive season ... Opened 13 contests at right cornerback and three games at free safety ... Recorded a career-high 78 tackles (56 solo), 15 passes defended, four INTs (66 yards) and one fumble recovery ... Had a season-high nine tackles at Philadelphia (9/9) and vs. San Francisco (9/23) ... Intercepted Charlie Batch at Detroit (10/8) ... Picked off a Kerry Collins pass vs. the N.Y. Giants (10/14) ... Got an INT against Tom Brady and a season-high four passes defended at New England (11/18) ... Tallied eight tackles in his first career start at free safety at Atlanta (12/2) ... Accepted a lateral from CB Dre' Bly on a fumble return following a botched FG attempt, going 29 yards for his first NFL TD at Carolina (12/23) ... Recorded a sack of Michael Vick, while registering a career-long 43-yard INT return off Vick vs. Atlanta (1/6/02) ... Started all three playoff games, recording 12 tackles (nine solo), an INT and one pass defended ... Had three tackles, an INT of Brett Favre and one pass defended in an NFC Divisional Playoff Game vs. Green Bay (1/20/02) ... Tied a postseason career high with seven tackles in the NFC Championship Game vs. Philadelphia (1/27/02) ... Recorded two tackles in Super Bowl XXXVI vs. New England (2/3/02).

2000: Opened all 16 games at cornerback for the first time in his career ... Produced 61 tackles (52 solo) and one QB pressure ... Established career highs with 21 passes defended, 2.0 sacks (-28.0 yards) and one fumble recovery ... His career-high eight interceptions (28 yards) ranked second in the NFL ... Had a season-high six tackles vs. Denver (9/4) ... Intercepted a Jeff Garcia pass vs. San Francisco (9/17) ... Recorded five tackles, an interception off Chris Chandler and two passes defended at Atlanta (9/24) and also picked off Chandler vs. Atlanta (10/15) ... Tied a season high with six tackles at San Francisco (10/29) ... Totaled five tackles, a sack and one interception off Steve Buehler and two passes defended vs. Carolina (11/5) ... Intercepted a Kerry Collins pass to go with his first NFL fumble recovery at the N.Y. Giants

(11/12) ... Returned a Jeff George INT for 23 yards vs. Washington (11/20) ... Got a career-high two interceptions off Shaun King at Tampa Bay (12/18) ... Had six tackles and one pass defended in the NFC Wild Card Game at New Orleans (12/30).

1999: Started 15 games at right cornerback and was inactive for one contest ... Registered 54 tackles (45 solo), 1.5 sacks (-6.5 yards), four INTs (17 yards) and 17 passes defended ... Was inactive vs. Baltimore (9/12) with a hamstring injury ... Collected an INT off Jeff Garcia at San Francisco (11/21) ... Registered an INT off Billy Joe Hobart and returned a lateral from LB Charlie Clemons for a 14-yard gain vs. New Orleans (11/28) ... Had an INT off Billy Joe Tolliver at New Orleans (12/12) ... Tallied a career-high 11 tackles (10 solo) vs. Chicago (12/26) ... Intercepted a Donovan McNabb pass at Philadelphia (1/2/00) ... Started three playoff games, recording 14 tackles (11 solo), one INT and six passes defended ... Recorded five tackles and an INT off Jeff George in the NFC Divisional Playoff Game vs. Minnesota (1/16/00) ... Tallied two tackles and a pass defended in an NFC Championship Game vs. Tampa Bay (1/23/00) ... Registered a seven tackles (six solo) in Super Bowl XXXIV vs. Tennessee (1/30/00).

1998: Saw action in 15 games (five starts), amassing 29 tackles (28 solo), nine passes defended, two INTs and seven special teams tackles ... Earned the club's Defensive 12th Man Award from the coaches ... Recorded eight tackles, one pass defended and an INT of Rob Johnson at Buffalo (9/20) ... Posted two tackles, two passes defended and an INT off Glenn Foley vs. the N.Y. Jets (10/11).

1997: Played in all 16 games (one start), seeing duty primarily on special teams ... Produced 15 tackles (12 solo), a sack (-10.0 yards), two passes defended, an INT and two special teams tackles ... Started his first NFL game vs. Seattle (10/19) ... Intercepted his first NFL pass off Gus Ferolette at Washington (11/30).

College: A four-year letterman in football and two-year letterman in baseball at Clemson ... Recorded 140 tackles and nine INTs with the Tigers ... Earned first-team All-Atlantic Coast Conference honors as a senior ... Played quarterback, cornerback, free safety and was a return man as a freshman ... Earned ACC Rookie of the Week honors on both offense and defense ... Ranked in the top 15 in the nation with a 12.0-yard punt return average ... Graduated with a degree in Management from Clemson.

Personal:

- A consensus All-America selection and *SuperPrep* Dixie Player of the Year at Meridian High School in Meridian, Mississippi.
- Passed for more than 1,200 yards and 10 touchdowns while rushing for over 500 yards and 12 TDs as a senior for the Wildcats.
- Was rated one of the nation's top three option QBs by the *Prep Football Report*.
- Hit .395 with 11 home runs and 56 RBI to earn all-state honors in baseball as a senior.
- Was a 13th-round draft pick of the Minnesota Twins in '93.
- Completed an internship with the Legacy Financial Group during the 2004 off-season.
- Full name: Dexter Keith McCleon (pronounced muh-CLE-on).
- Single, resides in Kansas City, Missouri.



MCCLEON'S NFL STATISTICS



Year	Team	G-S	INTERCEPTIONS				TACKLES			FUMBLES		PASSES	SACKS
			No.	Yds.	LG	TD	Solos	Asst.	Total	Rec.	For.	Defensed	No./Yds
1997	St. Louis	16-1	1	0	0	0	12	3	15	0	0	2	1.0/10.0
1998	St. Louis	15-5	2	29	15	0	28	1	29	0	0	9	0.0/0.0
1999	St. Louis	15-15	4	17	14	0	45	9	54	0	1	17	1.5/6.5
2000	St. Louis	16-16	8	28	23	0	52	9	61	1	0	21	2.0/28.0
2001	St. Louis	16-16	4	66	43	0	56	22	78	1	0	15	0.0/0.0
2002	St. Louis	13-4	1	0	0	0	15	7	22	1	0	3	0.0/0.0
2003	Kansas City	16-16	6	-3	0	0	51	13	64	2	0	11	0.0/0.0
2004	Kansas City	13-6	2	23	23	0	35	9	44	1	0	8	0.0/0.0
Totals		120-79	28	160	43	0	294	73	367	6	1	86	4.5/44.5

Additional Stats: Has 10 special teams tackles – two in '97, seven in '98 and one in 2002. Returned a lateral 29 yards for a TD on a fumble return at Carolina (12/23/01). Had one QB pressure in 2000.

REGULAR SEASON SINGLE-GAME CAREER HIGHS

Tackles: 11 vs. Chicago (12/26/99)

INT Return Yards: 43 vs. Atlanta (1/6/02)

Sacks: 1.0, four times, last at N.Y. Giants (11/12/00)

Long INT Return: 43 vs. Atlanta (1/6/02)

Interceptions: 2, three times, last vs. Denver (12/19/04)

Fumble Recoveries: 1, six times, last at Denver (9/12/04)

Forced Fumbles: 1 at Carolina (12/5/99)

POSTSEASON

Year	Team	G-S	INTERCEPTIONS				TACKLES			FUMBLES		PASSES	SACKS
			No.	Yds.	LG	TD	Solos	Asst.	Total	Rec.	For.	Defensed	No./Yds
1999	St. Louis	3-3	1	-4	-4	0	11	3	14	0	0	6	0.0/0.0
2000	St. Louis	1-1	0	0	--	0	6	0	6	0	0	1	0.0/0.0
2001	St. Louis	3-3	1	20	20	0	9	3	12	0	0	1	0.0/0.0
2003	Kansas City	1-1	0	0	--	0	4	1	5	0	0	0	0.0/0.0
Totals		8-8	2	16	20	0	30	7	37	0	0	8	0.0/0.0

POSTSEASON SINGLE-GAME CAREER HIGHS

Tackles: 7 vs. Tennessee (1/30/00)

INT Return Yards: 20 vs. Green Bay (1/20/02)

vs. Philadelphia (1/27/02)

Long INT Return: 20 vs. Green Bay (1/20/02)

Interceptions: 1 vs. Minnesota (1/16/00)

vs. Green Bay (1/20/02)

14

Jeris

McINTYRE

Wide Receiver • 6-0 • 203

Auburn

Draft (No. 6 - 2004)

NFL: 1 (1st with Chiefs)

GP/GS: (0/0) Playoffs (0/0)

Born: July 4, 1981

Tampa, Florida



Pro Career: Lanky wide receiver joined the Chiefs as a sixth-round selection (195th overall) in the 2004 NFL Draft ... Is attempting to crack Kansas City's 53-man roster in 2005 after spending 16 weeks on the Chiefs practice squad a year ago ... Owns solid size and is expected to compete for a reserve spot at wide receiver, as well as a role on special teams ... Physical performer earned a reputation for making the tough catches over the middle in the collegiate ranks ... Spent the majority of career as the slot receiver at Auburn, but has the ability to play any

wideout position at the pro level ... Honed his skills playing for the Rhein Fire of NFL Europe this spring.

Transactions: Signed a two-year contract with Kansas City (1/31/05) ... Added to Kansas City's practice squad (11/10/04) ... Released from Kansas City's practice squad (11/3/04) ... Added to Kansas City's practice squad (9/6/04) ... Released by Kansas City (8/31/04) ... Signed a three-year contract with Kansas City (7/19/04) ... Originally entered the NFL as the Chiefs sixth-round pick (195th overall) in the 2004 NFL Draft.

NFL Europe (2005): Played in 10 games (five starts) for the Rhein Fire ... Caught 28 passes for 453 yards (16.2 avg.) with two TDs ... Added seven kickoff returns for 113 yards (16.1 avg.)

EXTRA POINTS

McIntyre's father Secdrick ranks 12th on Auburn's career rushing chart with 1,992 yards and played in the NFL ranks with Atlanta in '77.

College: Played in 49 games (13 starts) at Auburn, catching 69 passes for 973 yards (14.1 avg.) with four TDs ... Also had five special teams tackles and a 31-yard carry ... Played in 13 games (nine starts) as a senior, working primarily at the club's inside slot position ... Led the team with a career-high 41 receptions for 621 yards (15.1 avg.) with three TDs ... Added a 31-yard carry and five special teams tackles ... Saw action in 13 games (three

starts) his junior season, catching 10 passes for 129 yards (12.9 avg.) with one score ... Appeared in 11 games as a sophomore, producing 12 receptions for 187 yards (15.6 avg.) ... Played in 12 games (one start) his freshman season, recording six receptions for 36 yards (6.0 avg.) ... Majored in Adult Education at Auburn.

Personal:

- Was a first-team All-Florida selection and three-year starter at Catholic High School in Tampa, Florida.
- Had 75 receptions for 1,338 yards with 22 touchdowns his senior season.
- Was an all-area choice by the *Tampa Tribune* and *St. Petersburg Times*.
- Caught seven passes for 262 yards (37.4 avg.) with four TDs in his final high school game.
- Posted 612 yards with five TDs as a junior.
- Also played baseball and ran track.
- Full name: Jeris McIntyre.
- Single, resides in Independence, Missouri.

72

Clint
MITCHELL
Defensive End • 6-7 • 257



Florida
Free Agent (2005)
Born: September 21, 1980 NFL: 2 (1st with Chiefs)
Austin, Texas GP/GS: (0/0) Playoffs: (0/0)

Pro Career: Free agent defensive end joined the Chiefs on June 20th ... Played in NFL Europe the past two seasons, appearing in 20 games (13 starts) for the Amsterdam Admirals and compiling 43 tackles (36 solo), 6.0 sacks (-34 yards), three passes defended and three forced fumbles ... Spent the 2003 NFL season on injured reserve with Denver.

Transactions: Signed a two-year contract with Kansas City (6/20/05) ... Released by Denver (9/6/04) ... Signed a contract with Denver (7/22/03) ... Was the first of Denver's two seventh-round draft picks (227th overall) in 2003.

NFL Europe (2005): Played in 10 games (nine starts) for Amsterdam ... Produced 19 tackles (14 solo), a team-high 4.0 sacks (-19.0 yards), one pass defended and one forced fumble ... Played in the club's 27-21 World Bowl XIII victory vs. Berlin.

NFL Europe (2004): Appeared in 10 games (four starts) for Amsterdam ... Recorded 24 tackles (22 solo), 2.0 sacks (-15.0 yards), two passes defended and two forced fumbles.

Denver (2003): Was placed on injured reserve on August 31st with a right thumb injury.

College: Saw duty in 26 games (20 starts) at Florida ... Recorded 118 tackles (76 solo), 6.0 sacks, 38 QB pressures, two fumble recoveries, two forced fumbles, two passes defended and a blocked kick ... Started 11 games as a junior, registering 75 tackles

(48 solo), 1.5 sacks, 20 QB pressures, a fumble recovery, a forced fumble and a pass defended ... Played in two games as a sophomore, tallying four tackles, four QB pressures, a fumble recovery and a blocked kick ... Appeared in 13 games (nine starts)

EXTRA POINTS

Mitchell's older brother, Jeff currently plays center for Carolina and earned a Super Bowl XXXV ring with Baltimore.

as a redshirt freshman ... Earned freshman second-team All-America honors from the *Sporting News* and was a Southeastern Conference All-America pick by the *Knoxville News* ... Totaled 39 tackles (27 solo), 3.5 sacks, 14 QB pressures, a forced fumble and a pass defended ... Redshirted as a true freshman ... Majored in Recreation Program Delivery at Florida.

Personal:

- Prepped at Countryside High School in Clearwater, Florida where he earned All-America honors from *Super Prep*, honorable mention All-America accolades from *USA Today* and all-state honors.
- Full name: Clint Edward Mitchell.
- Single, resides in Tampa, Florida.

80

Freddie MITCHELL

Wide Receiver • 5-11 • 185

UCLA

Free Agent (2005)

Born: November 28, 1978 NFL: 5 (1st with Chiefs)

Lakeland, Florida

GP/GS: (63/16) Playoffs: (10/3)



Pro Career: Free agent wide receiver joined the Chiefs on June 18th ... Comes to Kansas City after spending his first four NFL seasons in Philadelphia (2001-04) ... An excellent route runner who is not afraid to make difficult catches across the middle ... Sure-handed receiver who is adept at making catches in crucial situations ... A remarkable 71.1 percent of his career receptions (64 of 90) have resulted in first downs ... Has played in 63 games (16 starts), recording 90 receptions for 1,263 yards (14.0 avg.) with five touchdowns ... Has also lost four yards on two rushing attempts and has completed one of three passes for 25 yards with a touchdown and a 104.2 QB rating ... Has seen duty in 62 consecutive games dating back to a contest vs. Dallas (9/30/01) ... A playoff-tested veteran who has played in four NFC Championship Games, in addition to seeing action in Super Bowl XXXIX ... Has played in 10 playoff contests (three starts), catching 17 passes for 187 yards (11.0 avg.) with one touchdown.

Transactions: Signed a one-year contract with Kansas City (6/18/05) ... Released by Philadelphia (5/6/05) ... Signed a five-year contract with Philadelphia (7/27/01) ... Originally entered the NFL as a first-round selection (25th overall) by Philadelphia in the 2001 NFL Draft.

Philadelphia (2001-04): Played in 63 games (16 starts), catching 90 passes for 1,263 yards (14.0 avg.) with five touchdowns ... Also had two carries for four yards and completed one of three passes for 25 yards with a touchdown and a 104.2 QB rating ... Also saw action in 10 playoff games (three starts), recording 17 receptions for 187 yards (11.0 avg.) with a touchdown.

2004: Saw action in 16 games (eight starts), recording 22 receptions for 377 yards (17.1 avg.) with two touchdowns ... Had three catches for 71 yards at Detroit (9/26) ... Registered two receptions for 21 yards at Chicago (10/3) ... Caught two passes for 31 yards at Cleveland (10/24) ... Had a 60-yard catch at Dallas (11/15) ... Produced two catches for 28 yards with a touchdown at St. Louis (12/27) ... Caught a career-high six passes for 76 yards with a touchdown vs. Cincinnati (1/2/05) ... Saw action in three playoff games (two starts), catching eight passes for 96 yards (12.0 avg.) with a touchdown ... Recorded five receptions for 65 yards with a touchdown in an NFC Divisional Playoff Game vs. Minnesota (1/16/05) ... Caught two passes for 20 yards in the NFC Championship Game vs. Atlanta (1/23/05) ... Had one catch for 11 yards in Super Bowl XXXIX vs. New England (2/6/05).

2003: Played in 16 games (six starts), catching a career-high 35 passes for 498 yards (14.2 avg.) with two touchdowns ... Also completed his only pass attempt for a 25-yard touchdown and a 158.3 QB rating ... Had three catches for 16 yards vs. New England (9/14) ... Recorded two receptions for 43 yards with a 37-yard score at Atlanta (11/2) ... Produced three catches for 23 yards at Green Bay (11/10) ... Caught four passes for 60 yards vs. the N.Y. Giants (11/16) ... Had three catches for 40 yards at Carolina (11/30) ... Registered three receptions for 58 yards vs. Dallas (12/7) ... Completed for a 25-yard pass for a touchdown and a 158.3 rating at Miami (12/15) ... Produced four catches for 47 yards with one TD at Washington (12/27) ... Appeared in two playoff games, catching

EXTRA POINTS

Counts movie producers Steve Bing, Andrew Sheinman and Larry Gordon, actors Mario Lopez, Jaleel White and Vincent Young, actress Elizabeth Hurley and musicians Mick Jagger, Toby Keith and Neal McCoy among his acquaintances.

six passes for 75 yards (12.5 avg.) ... Recorded two receptions for 37 yards, including a 28-yard catch on a fourth-and-26 play on the club's game-winning drive in an NFC Divisional Playoff Game vs. Green Bay (1/11/04) ... Had four catches for 38 yards in the NFC Championship Game vs. Carolina (1/18/04).

2002: Played in 16 games (one start), recording 12 receptions for 105 yards (8.8 avg.) and attempted one pass ... Had one catch for six yards at Washington (9/16) ... Caught two passes for 20 yards vs. Indianapolis (11/10) ... Registered four catches for 35 yards at the N.Y. Giants (12/28) ... Appeared in two playoff games ... Played in an NFC Divisional Playoff Game vs. Atlanta (1/11/03) and in the NFC Championship Game vs. Tampa Bay (1/19/03).

2001: Appeared in 15 games (one start) and was inactive for one game ... Caught 21 passes for 283 yards (13.5 avg.) with one touchdown ... Also had two carries for a four-yard loss and attempted one pass ... Played in his first NFL game vs. St. Louis (9/9/01) ... Was inactive with a hamstring injury at Seattle (9/23) ... Caught four passes for 62 yards (15.5 avg.) at Arizona (11/4) ... Recorded three

receptions for 38 yards vs. Minnesota (11/11) ... Had three catches for 60 yards at Kansas City (11/29) ... Caught two passes for 27 yards, including his first career TD on a four-yard reception at Washington (12/16) ... Saw action in three playoff games (one start), catching three passes for 16 yards (5.3 avg.) ... Started in an NFC Wild Card Game vs. Tampa Bay (1/12/02) ... Caught two passes for 14 yards in an NFC Divisional Playoff Game at Chicago (1/19/02) ... Had a two-yard catch in the NFC Championship Game at St. Louis (1/27/02).

College: Played in 26 games at UCLA, catching 119 passes for 2,135 yards (17.9 avg.) with 10 TDs ... His 119 receptions ranked third in Bruins history ... Recorded 77 catches for a single-season school record 1,494 yards (19.3 avg.) with nine TDs as a junior ... His 19.3 avg. ranked second in the nation ... Also played on the UCLA baseball team in 2000 that won a share of the Pac-10 title and advanced to the NCAA Super Regional ... Majored in Sociology and Business at UCLA.

Personal:

- Was an All-America and All-Florida selection at Kathleen High School in Lakeland, Florida.
- Also lettered in cross country, baseball and track.
- Attended same high school as Carolina RB Rod Smart, Baltimore LB Ray Lewis and Chicago K Paul Edinger and TE Desmond Clark.
- Drafted by the Tampa Bay Devil Rays in the 47th round in the '97 Major League Baseball Draft and the 50th round by the Chicago White Sox in 2000.
- Led his high school team to the state basketball championship as a senior.
- Younger sister Shameka played volleyball at South Florida.
- Full name: Freddie Lee Mitchell.
- Fiancée Sara, with a daughter Brielle (2).
- Resides in Lakeland, Florida.



MITCHELL'S NFL STATISTICS



Year	Team	G-S	RECEIVING					RUSHING				
			No.	Yds.	Avg.	LG	TD	No.	Yds.	Avg.	LG	TD
2001	Philadelphia	15-1	21	283	13.5	29	1	2	-4	-2.0	12	0
2002	Philadelphia	16-1	12	105	8.8	18	0	0	0	0.0	--	0
2003	Philadelphia	16-6	35	498	14.2	39	2	0	0	0.0	--	0
2004	Philadelphia	16-9	22	377	17.1	60	2	0	0	0.0	--	0
Totals		63-17	90	1,263	14.0	60	5	2	-4	-2.0	12	0

Additional Stats: Has completed one of three passes for 25 yards with a touchdown and a 104.2 QB rating – attempted a pass vs. San Diego (12/9/01), attempted a pass vs. Houston (9/29/02) and completed a 25-yard TD pass at Miami (12/15/03). Returned a kickoff for minus eight yards vs. Washington (10/5/03).

SINGLE-GAME CAREER HIGHS

Receptions: 6 vs. Cincinnati (1/2/05) **Receiving TDs:** 1, five times, last vs. Cincinnati (1/2/05)
Receiving Yards: 76 vs. Cincinnati (1/2/05)
Long Reception: 60 at Pittsburgh (11/15/04)

POSTSEASON

Year	Team	G-S	RECEIVING					RUSHING				
			No.	Yds.	Avg.	LG	TD	No.	Yds.	Avg.	LG	TD
2001	Philadelphia	3-1	3	16	5.3	8	0	0	0	0.0	--	0
2002	Philadelphia	2-0	0	0	0.0	--	0	0	0	0.0	--	0
2003	Philadelphia	2-0	6	75	12.5	28	0	0	0	0.0	--	0
2004	Philadelphia	3-2	8	96	12.0	30	1	0	0	0.0	--	0
Totals		10-3	17	187	11.0	30	1	0	0	0.0	--	0

SINGLE-GAME CAREER HIGHS

Receptions: 5 vs. Minnesota (1/16/05) **Long Reception:** 30 vs. Minnesota (1/16/05)
Receiving Yards: 65 vs. Minnesota (1/16/05) **Receiving TDs:** 1 vs. Minnesota (1/16/05)



**NFL LEADERS
MOST FIRST DOWNS
2001-04**



Team	First Downs	Avg.
1. Kansas City	1,413	353.3
2. Indianapolis	1,394	348.5
3. Denver	1,346	336.5
4. St. Louis	1,328	332.0
5. Minnesota	1,325	331.3



**NFL LEADERS
FEWEST SACKS ALLOWED
2001-04**



Team	Sacks	Avg.
1. Green Bay	82.0	20.5
2. Indianapolis	86.0	21.5
3. San Diego	101.0	25.3
4. N.Y. Jets	113.0	28.3
5. Kansas City	118.0	29.5

50

Kawika MITCHELL

Linebacker • 6-1 • 253



Born: October 10, 1979
Winter Springs, Florida

South Florida
Draft (No. 2 - 2003)
NFL: 3 (3rd with Chiefs)
GP/GS: (27/18) Playoffs (1/1)

Pro Career: Punishing third-year performer enters the 2005 campaign as the top candidate to fill the Chiefs starting middle linebacker post ... Former second-round draft pick owns 18 games of starting experience, including starts in the final 10 games of the year at MLB in 2004 ... Also opened a pair of contests in the club's four-LB set a year ago after starting the last six games of his rookie campaign at the middle linebacker post ... Looking to see duty in all 16 games for the first time in his brief NFL career after being hampered by early-season hamstring and ankle injuries in his first two pro campaigns ... Was able to overcome an early-season left ankle injury in 2004 and went on to record a career-high 85 tackles (62 solo) ... Continued his development as the season progressed and recorded a trio of double-digit tackle performances in the last half of the 2004 campaign ... Made an immediate impact as a rookie in 2003, starting the final six games of the year and the squad's playoff contest in place of LB Mike Maslowski, who was recovering from a knee injury ... Received the club's Mack Lee Hill Award along with DE Jimmy Wilkerson, an honor annually bestowed on Kansas City's top rookie or first year player ... Gifted natural athlete has the quickness to chase down opponents from behind and the power to knock ball carriers backwards ... Physical player in the middle of the Chiefs defense who is charged with making the correct calls for the linebackers ... Should only continue to improve working under the tutelage of Chiefs linebackers coach Fred Pagac ... Owns 27 games (18 starts) of NFL experience, recording 110 tackles (62 solo), a sack (-0.0 yards), one interception (three yards), 11 QB pressures and six passes defended ... Also has 12 special teams tackles ... Has six tackles (three solo) in one postseason start.

Transactions: Signed a four-year contract with Kansas City (7/14/03) ... Picked by the Chiefs in the second round (47th overall) of the 2003 NFL Draft.

2004: Played in 15 games (12 starts) and was inactive for one game with a left ankle injury ... Was second on the club with 85 defensive tackles (62 solo), including four behind the line ... Also had a sack, 10 QB pressures, six passes defended, two fumble recoveries and four special teams stops ... Was inactive at Denver (9/12) with a left ankle injury suffered in the preseason vs. St. Louis (8/28) ... Recorded one tackle and two special teams stops vs. Carolina (9/19) ... Posted two tackles

vs. Houston (9/26) ... Registered two tackles in a starting assignment when the club opened in a four-linebacker formation at Baltimore (10/4) ... Produced one special teams tackle at Jacksonville (10/17)

EXTRA POINTS

Mitchell escaped a car accident prior to his senior season at South Florida when he was thrown from a vehicle travelling 50 mph and suffered only a separated shoulder.

... Amassed two tackles and two QB pressures vs. Atlanta (10/24) ... Tallied seven tackles and two passes defended in a starting role at MLB in place of an injured LB Monty Beisel vs. Indianapolis (10/31) ... Totaled a career-high 10 tackles (five solo) and two QB pressures at Tampa Bay (11/7) ... Recorded six tackles, a career-high four QB pressures and one special teams stop at New Orleans (11/14) ... Tied a career high with 10 tackles (nine solo) with two behind the line vs. New England (11/22) ... Posted five tackles vs. San Diego (11/28) ... Produced six tackles and two passes defended at Oakland (12/5) ... Registered five tackles, a pass defended and two QB pressures at Tennessee (12/13). He also recovered a career-high two fumbles, one off RB Chris Brown and also returned a TE Shad Meier fumble for a 39-yard TD, his first career score ... Totaled nine tackles and a sack of Jake Plummer vs. Denver (12/19) ... Tallied 10 tackles (nine solo) and a pass defended vs. Oakland (12/25) ... Recorded 10 tackles (eight solo) at San Diego (1/2/05).

2003: Appeared in 12 games on special teams and eight contests (six starts) on defense ... Was inactive for four games ... Shared the club's Mack Lee Hill Award with DE Jimmy Wilkerson ... Had 25 tackles (19 solo), including one for loss, one QB pressure, an INT (three) and eight special teams tackles ... Had a special teams tackle in his first NFL game vs. San Diego (9/7) ... Was inactive at Houston (9/21), at Baltimore (9/28), vs. Denver (10/5) and at Green Bay (10/12) with a hamstring injury suffered vs. Pittsburgh (9/14) ... Registered two special teams tackles vs. Buffalo (10/26) ... Amassed two special teams tackles vs. Cleveland (11/9) ... Started the final six games of the year in place of an injured LB Mike Maslowski, beginning with a contest vs. Oakland (11/23) when he racked up a season-high six tackles ... Recorded

three tackles at San Diego (11/30) ... Contributed three tackles and a special teams stop at Denver (12/7) ... Posted four tackles and intercepted his first career pass off QB Joey Harrington (three yards) vs. Detroit (12/14) ... Amassed five solo tackles with one behind the line at Minnesota (12/20) ... Tallied four tackles vs. Chicago (12/28) ... Registered six tackles in the club's AFC Divisional Playoff Game vs. Indianapolis (1/11/04).

College: Began his collegiate career at Georgia before transferring to South Florida following his redshirt freshman season ... Did not have to sit out a season as South Florida was an NCAA Division I-AA program at the time. The Bulls made the switch to Division I football in 2001 ... Played in 42 games (39 starts) for the Bulls, amassing a school-record 367 tackles (230 solo) ... Also produced 37.0 tackles for loss, 8.0 sacks (-56.0 yards), 26 QB pressures, nine passes defended, in addition to three forced fumbles, two fumble recoveries, two INTs (61 yards) and a 56-yard TD on a fake punt ... Started 10 games at middle linebacker as a senior, registering a school single-season record 117 tackles (72 solo), including a team-record 19.0 stops behind the line ... Added 4.0 sacks (-35.0 yards), a team-high 16 QB pressures, five passes defended, an INT, two forced fumbles and a fumble recovery ... Also scored a 56-yard TD on a fake punt ... Enjoyed a stellar senior campaign after miraculously suffering only a separated shoulder when he was thrown from a car at 50 miles per hour during the summer of 2002 ... Opened 10 games at weakside linebacker as a junior ... Led the team with 106 tackles (59 solo)

and added 1.5 sacks (-4.0 yards), 7.0 stops for a loss, four QB pressures, two passes defended and a fumble recovery ... Started all 11 games at weakside linebacker as a sophomore and led the team with 77 tackles (54 solo) ... Also had 6.0 stops for loss, a sack (-8.0 yards), one QB pressure and two passes defended ... Transferred to South Florida from Georgia and saw action in 11 games (eight starts) for the Bulls his freshman year ... Finished the season with 67 tackles (45 solo), 1.5 sacks (-12.0 yards), 5.0 stops for loss, an interception (22 yards) and a forced fumble ... Redshirted as a true freshman at Georgia ... Majored in Physical Education at South Florida.

Personal:

- A first-team All-Florida, selection as a senior at Lake Howell High School in Lake Howell, Florida, the same alma mater as Denver DE Trevor Pryce and former NFL G Tam Hopkins.
- Was named the Class 6A Player of the Year.
- Recorded 110 tackles (74 solo) and rushed 41 times for 225 yards with five TDs as a senior.
- Serves as a spokesperson for the Salvation Army. Participates in their annual summer camp and supports their Holiday Kettle Collection.
- Full name: Kawika Uilani Mitchell (pronounced kuh-WEE-ka).
- His first name is common in Hawaii and translates to David.
- Married, wife Billie with a two-year old son Lewai (pronounced Levi) and a daughter Eliza born in April.
- The Mitchells reside in Overland Park, Kansas.



MITCHELL'S NFL STATISTICS



Year	Team	G-S	TACKLES			FUMBLES		SACKS No./Yds.	INTS No./Yds.	SP. TEAM Tackles
			Solos	Asst.	Total	For.	Rec.			
2003	Kansas City	12-6	19	6	25	0	0	0.0/0.0	1/3	8
2004	Kansas City	15-12	62	23	85	0	2	1.0/0.0	0/0	4
Totals		27-18	81	29	110	0	2	1.0/0.0	1/3	12

Additional Stats: Has 11 QB pressures – one in 2003 and 10 in 2004. Had six passes defended in 2004.

POSTSEASON

Year	Team	G-S	TACKLES			FUMBLES		SACKS No./Yds.	INTS No./Yds.	SP. TEAM Tackles
			Solos	Asst.	Total	Rec.	For.			
2003	Kansas City	1-1	3	3	6	0	0	0.0/0.0	0/0	0
Totals		1-1	3	3	6	0	0	0.0/0.0	0/0	0

SINGLE-GAME CAREER HIGHS

Tackles: 10 (five solo) at Tampa Bay (11/7/04) (nine solo) vs. New England (11/22/04) (eight solo) at San Diego (1/2/05)

Sacks: 1.0 vs. Denver (12/19/04)

Interceptions: 1 vs. Detroit (12/14/03)

QB Pressures: 4 at New Orleans (11/14/04)

Fumble Recoveries: 2 at Tennessee (12/13/04)

Sp. Teams Tackles: 2 vs. Buffalo (10/26/03)

4

Nick MURPHY

Punter • 5-11 • 191



Born: October 22, 1979
St. Louis, Missouri

Arizona State
Free Agent (2004)
NFL: 1 (1st with Chiefs)
GP/GS: (5/0) Playoffs: (0/0)

Pro Career: Former NFL Europe performer enters his first training camp with Kansas City after enjoying a late-season stint with the club a year ago ... Signed as a free agent with the Chiefs on December 21, 2004 and saw duty in the final two games of the year ... Despite only joining the club four days earlier, recorded a career-long 58-yard punt in his first game with the Chiefs vs. Oakland (12/25/04) ... Possesses a strong right leg and can accurately place the ball to assist the coverage units ... Also has the ability to serve as a holder ... Enjoyed a three-game stint with Baltimore in 2004, subbing for an injured P Dave Zastudil ... Has played in five regular season NFL games with the Ravens and Chiefs, punting 22 times for 966 yards (43.9 gross, 37.3 net) with seven inside the 20 and three touchbacks ... Spent the 2003-04 seasons honing his skills in NFL Europe, playing with Scotland (2004) and Barcelona (2003) ... Went to training camp with Philadelphia (2004) and Minnesota (2002-03).

Transactions: Signed a three-year contract with Kansas City (12/21/04) ... Released by Baltimore (12/11/04) ... Signed a one-year contract with Baltimore (11/17/04) ... Released by Philadelphia (9/6/04) ... Signed a three-year contract with Philadelphia (1/20/04) ... Released by Minnesota (8/26/03) ... Signed a two-year contract with Minnesota (1/14/03) ... Released by Minnesota (8/27/02) ... Signed a three-year contract as a rookie free agent with Minnesota (4/25/02).

Kansas City (2004): Handled the punting duties in two games ... Punted four times for 189 yards (47.3 gross, 40.8 net) with one inside the 20 and one touchback ... Signed with the club on December 21st ... Booted two punts for 111 yards (55.5 gross, 42.0 net) with a career-long 58-yard punt and one touchback in his first game with the Chiefs vs. Oakland (12/25) ... Punted two times for 78 yards with one inside the 20 at San Diego (1/2/05).

Baltimore (2004): Played in three games, punting 18 times for 777 yards (43.2 gross, 36.6 net) with six inside the 20-yard line and two touchbacks ... Was signed on November 17th ... Punted five times for 200 yards with two inside the 20 in his first NFL

game vs. Dallas (11/21) ... Produced a career-high 10 punts for 444 yards with four inside the 20 and one touchback at New England (11/28) ... Punted three times for 133 yards with one touchback vs. Cincinnati (12/5) ... Was released on December 11th.

NFL Europe (2004): Saw duty in 10 games for the Scottish Claymores ... Punted 49 times for 2,007 yards (41.0 gross, 33.4 net) with 20 landing inside the 20-yard line and seven touchbacks ... His 41.0-yard average led the league.

EXTRA POINTS

Murphy served as an intern with Primerica Financial Services in Kansas City during the 2005 off-season.

NFL Europe (2003): Played in 10 games for the Barcelona Dragons ... Produced 68 punts for 2,886 yards (42.4 gross, 32.6 net) with 15 landing inside the 20-yard line and seven touchbacks ... Led the league with a 42.4-yard average.

College: A three-year letterman at Arizona State ... Saw duty in 11 games as a senior, punting 52 times for 2,137 yards (41.1 gross) with 12 inside the 20 and five touchbacks ... Played in 12 games in 2000, producing 86 punts for 3,551 yards (41.3 avg.) with 30 stopping inside the 20 ... Was a Ray Guy Award semi-finalist as the nation's top punter and was named honorable mention All-Pac 10 ... Punted 59 times for a 38.9-yard avg. with 21 inside the 20-yard line as a sophomore ... Attended Scottsdale Community College as a true freshman ... Graduated with a degree in Broadcasting from Arizona State.

Personal:

- Was an all-city and all-region selection at Desert Mountain High School in Desert Mountain, Arizona.
- Lettered twice in football and soccer and four years in track.
- Was named all-city and all-region in soccer.
- Full name: Nick Jon Murphy.
- Single, resides in Scottsdale, Arizona.



MURPHY'S NFL STATISTICS



PUNTING

Year	Team	G-S	No.	Yds.	Avg.	TB	In 20	LG	Blk.	Net Avg.
2004	Baltimore	3-0	18	777	43.2	2	6	54	0	36.6
	Kansas City	2-0	4	189	47.3	1	1	58	0	40.8
	Totals	5-0	22	966	43.9	3	7	58	0	37.3

SINGLE-GAME CAREER HIGHS

Punts: 10 at New England (11/28/04)

Long Punt: 58 vs. Oakland (12/25/04)

Gross Average: 55.5 vs. Oakland (12/25/04)

Net Average: 42.0 vs. Oakland (12/25/04)

Most Punts Inside the 20: 4 at New England (11/28/04)

18

Samie

PARKER

Wide Receiver • 5-11 • 190

Oregon

Draft (No. 4a - 2004)

NFL: 2 (2nd with Chiefs)

GP/GS: (4/0) Playoffs (0/0)

Born: March 25, 1981

Long Beach, California



Pro Career: Speedy wideout joined the Chiefs as a fourth-round pick (105th overall) in the 2004 NFL Draft ... A three-time All-America selection in track, combines top-notch speed with excellent route-running and pass-catching skills ... Is also a willing blocker in the running game ... Came on down the stretch in 2004 and will look to build on that success this year ... Expected to compete for an expanded role in the Chiefs offense in 2005 ... Suffered a hamstring injury in training camp a year ago that hampered his early-season development ... Looks to be fully recovered from that injury and should continue to benefit from the expertise of Hall of Fame wide receiver Charlie Joiner, who coaches the Chiefs receivers ... Has played in four games, catching nine passes for 137 yards (15.2 avg.) with one touchdown.

Transactions: Signed a three-year contract with Kansas City (7/23/04) ... Originally joined the Chiefs as the first of the club's two draft choices in the fourth round of the 2004 NFL Draft (105th overall).

2004: Played in four games and was inactive for nine contests ... Had nine catches for 137 yards (15.2 avg.) with a TD ... Was inactive at Denver (9/12), vs. Carolina (9/19) and vs. Houston (9/26) with a left hamstring injury ... Saw action in his first NFL game as a reserve WR at Baltimore (10/4) ... Was inactive at Jacksonville (10/17), vs. Atlanta (10/24), vs. Indianapolis (10/31) and at Tampa Bay (11/7) ... Did not play at New Orleans (11/14) ... Was inactive vs. New England (11/22) ... Did not play at San Diego (11/28) and at Oakland (12/5) ... Was inactive at Tennessee (12/13) ... Caught his first three NFL passes for 84 yards and his initial NFL

touchdown on a 48-yard pass from QB Trent Green in the third quarter vs. Denver (12/19) ... Recorded three receptions for 35 yards (11.7 avg.) vs. Oakland (12/25) ... Produced three catches for 18 yards (6.0 avg.) at San Diego (1/2/05).

EXTRA POINTS

Parker ran a 10.18 in the 100-meter dash at Oregon, the second-fastest time in school history.

College: Saw duty in 50 games (29 starts) during his tenure at Oregon, catching 178 passes for 2,761 yards (15.5 avg.) with 19 TDs ... Also rushed five times for 19 yards ... Worked with the Ducks track team his first three collegiate seasons ... Placed third in the 100-meters at the Pac 10 Championships before winning the event at the NCAA qualifying meet and finishing fifth (10.41) in the 2003 NCAA Championships ... Finished fourth in the 60-meters at both the 2002 and 2003 NCAA Indoor Nationals (6.62) ... Started all 13 games at split end as a senior, leading the team with a career-high 77 receptions for 1,088 yards (14.1 avg.) with seven TDs ... Shattered Oregon's previous single-season record of 67 catches by Bob Newland in '70. Only Newland (1,123 in '70) gained more yards receiving in a season for the Ducks than Parker ... Earned All-Pac 10 honorable mention accolades ... Recipient of the Duane J. Cargill Award, given to the team's impact player, as chosen by the coaching staff ... Started all 13 games his junior campaign ... Earned All-Pac 10 honorable mention honors ... Led the team with 49 receptions for 724

yards (14.8 avg.) and eight TDs ... Saw duty in 12 games with three starts at split end as a sophomore ... Finished third on the team with 41 receptions for 748 yards (18.2 avg.) and four TDs ... His 18.2 yards-per-catch average ranked third in the Pac 10 Conference ... Played in 12 games as a reserve redshirt freshman, making 11 catches for 201 yards (18.3 avg.) ... Redshirted as a true freshman ... Majored in Ethnic Studies at Oregon.

Personal:

- Attended Long Beach Polytechnic High School in Long Beach, California, the same school that produced former Chiefs WR Stephone Paige.

- Was a first team All-CIF selection as a senior.
- Caught a team-high 58 passes for a school-record 1,214 yards (20.9 avg.) with 16 touchdowns.
- Served as an intern with the Legacy Financial Group during the 2005 off-season.
- Was a member of the Chiefs Rookie Club in 2004, a program that gives players an introduction into community service.
- Full name: Samie Jabar Parker.
- Single, resides in Kansas City, Missouri.



PARKER'S NFL STATISTICS



Year	Team	G-S	RECEIVING					RUSHING				
			No.	Yds.	Avg.	LG	TD	No.	Yds.	Avg.	LG	TD
2004	Kansas City	4-0	9	137	15.2	48	1	0	0	0.0	--	0
Totals		4-0	9	137	15.2	48	1	0	0	0.0	--	0

SINGLE-GAME CAREER HIGHS

Receptions: 3, three times, last at San Diego (1/2/05)

Receiving Yards: 84 vs. Denver (12/19/04)

Long Reception: 48 vs. Denver (12/19/04)

Receiving TDs: 1 vs. Denver (12/19/04)

35

Willie

PILE

Safety • 6-2 • 206

Virginia Tech

Free Agent (2004)

NFL: 2 (2nd with Chiefs)

GP/GS: (16/5) Playoffs: (0/0)



Born: May 25, 1980
New York, New York

Pro Career: Athletic safety entering his third training camp with the Chiefs in 2005 ... Versatile performer can work at either safety position, but is expected to compete for a reserve role at free safety ... Rangy defender appeared in every game last season on special teams and earned a total of five starts ... Saw his first NFL action on defense when he stepped into the strong safety position on Opening Day in 2004 at Denver (9/12) after S Greg Wesley suffered an injury ... Made his first career start the following week vs. Carolina (9/19) ... Improving coverage specialist has shown a knack for finding the ball, recording 37 tackles in 2004 with four passes defended ... Earned a reputation as an opportunistic performer in the collegiate ranks, producing a pair of INT returns for TDs at Virginia Tech ... Gained valuable game experience working with the Amsterdam Admirals of NFL Europe in 2004

... Spent final three weeks of the 2003 season on the Chiefs practice squad and remained there for the club's playoff outing before cracking the club's 53-man roster a year ago ... Has seen action in 16 regular season games (five starts), producing 37

EXTRA POINTS

Pile played quarterback, wide receiver and defensive back at West Potomac High School in Alexandria, Virginia.

tackles (23 solo), four passes defended and one QB pressure, as well as seven special teams tackles ... Originally joined the club as the second of Kansas City's two selections (252nd overall) in the seventh round of the 2003 NFL Draft.

Transactions: Signed a two-year contract with Kansas City (1/27/04) ... Added to Kansas City's practice squad (12/10/03) ... Released by Kansas City (8/31/03) ... Signed a three-year contract with Kansas City (5/12/03) ... Drafted as the second of Kansas City's two selections (252nd overall) in the seventh round of the 2003 NFL Draft.

2004: Played in 16 games on special teams and eight games (five starts) on defense ... Accumulated 37 tackles (23 solo), one stop behind the line, four passes defended, a QB pressure and seven special teams tackles ... Played in his first career NFL game on defense and special teams as a reserve in place of an injured S Greg Wesley at Denver (9/12), recording four tackles and a special teams tackle ... Amassed six tackles, including one tackle for loss, two passes defended and a QB pressure in his first NFL start at SS in place of an injured Wesley vs. Carolina (9/19) ... Registered two tackles vs. Atlanta (10/24) ... Recorded a career-high eight tackles and two passes defended in a starting role vs. San Diego (11/28) ... Posted seven tackles at Oakland (12/5) ... Produced eight tackles and a career-high three special teams stops at Tennessee (12/13).

NFL Europe (2004): Started 10 games for the Amsterdam Admirals ... Ranked third on the team with 53 tackles (41 solo) ... Also had a sack, six passes defended and an INT (30 yards) ... Added five special teams tackles.

College: Played in 39 games, including starts in his final 36 outings at Virginia Tech ... Recorded 267 tackles (160 solo), 6.0 tackles behind the line and a sack (-9.0 yards) ... His 14 INTs ranked third in school history, while his 276 INT return yards ranked second on the Hokies career chart ... Started 14 games at free safety his senior season, finishing second on the squad with a career-best 105 tackles (67 solo), a pair of fumble recoveries and two forced fumbles ... Added five passes defended and

returned four interceptions for 171 yards with one TD ... Was a second-team All-America choice by *The Sporting News* and a second-team All-Big East selection ... Opened all 11 games at free safety as a junior, producing 94 tackles (53 solo), 2.0 stops for loss, four interceptions for 77 yards, six passes defended, two fumble recoveries and two forced fumbles ... Started all 11 games at free safety in 2000, registering 56 tackles (35 solo), 2.0 stops for loss, 10 passes defended and returned six INTs for 22 yards with a touchdown ... Appeared in three games as a redshirt freshman, recording 12 tackles (five solo) and a sack (-9.0 yards) ... Did not appear in the club's final six games due to a neck spine process fracture suffered vs. Rutgers ... Redshirted as a true freshman ... Graduated from Virginia Tech with a degree in Sport Management.

Personal:

- A three-year letterman as a quarterback, wide receiver and defensive back at West Potomac High School in Alexandria, Virginia.
- A first-team Group AAA All-Virginia selection by the Associated Press and first-team all-metro by the *Washington Post*.
- Named the Northeast Region and Patriot District Offensive Player of the Year when he rushed for 652 yards and passed for 560 yards as a senior.
- Added nine rushing TDs and passed for four TDs.
- Recorded 96 tackles and set a single-season school record eight interceptions to go with four fumble recoveries.
- Also lettered in basketball.
- Served as an intern with the Legacy Financial Group in Kansas City during the 2005 off-season.
- Full name: Willie Marquis Pile.
- Single, resides in Alexandria, Virginia.



PILE'S NFL STATISTICS



Year Team	G-S	INTERCEPTIONS				TACKLES			FUMBLES		PASSES DEFENDED	SP. TEAM TACKLES
		No.	Yds.	LG	TD	Solos	Asst.	Total	Rec.	For.		
2004 Kansas City	16-5	0	0	--	0	23	14	37	0	0	4	7
Totals	16-5	0	0	--	0	23	14	37	0	0	4	7

Additional Stats: Had one QB pressure in 2004.

SINGLE-GAME CAREER HIGHS

Tackles: 8 vs. San Diego (11/28/04)
at Tennessee (12/13/04)
Passes Defended: 2 vs. Carolina (9/19/04)
vs. San Diego (11/28/04)

QB Pressures: 1 vs. Carolina (9/19/04)
Sp. Teams Tackles: 3 at Tennessee (12/13/04)

FAST FACT

The Chiefs scored 113 points in the first quarter in 2004, the second-highest total in team history.



FAST FACT

The Chiefs established a franchise record by producing nine games with 400 yards of total offense in 2004.



Two-Time Pro Bowler (2003-04)

49

Tony
RICHARDSON

Fullback • 6-1 • 238

Auburn

Free Agent (1995)

Born: December 17, 1971

Frankfurt, Germany

NFL: 11 (11th with Chiefs)

GP/GS: (147/80) Playoffs: (3/1)



VETERANS

Pro Career: Valuable and versatile fullback earned his second consecutive Pro Bowl invitation last season, solidifying his status as one of the game's elite players at his position ... Also earned second-team All-Pro honors from AP in 2004 ... Personable performer enters his 11th campaign in the Red and Gold in 2005 ... Immensely popular both in the locker room and the Kansas City community, is truly one of the NFL's "good guys" ... Was named *Pro Football Weekly's* "Arthur S. Arkush Humanitarian of the Year" in 2003 and was voted an "NFL Good Guy" in 2002, 2003 and 2004 by *The Sporting News* based on civic responsibility and character ... Known across the league simply by his moniker of "T-Rich" ... Plays the game with passion and humility, bringing a selfless attitude to work every day ... A true professional, who epitomizes what it means to be a team player ... After serving as Kansas City's most productive ground gainer in 2000, moved back to his less-glamorous fullback post in 2001 to make room for RB Priest Holmes, who has racked up a franchise-record 5,482 rushing yards over the past four seasons with Richardson serving as his lead blocker ... Thanks in large part to his ushering services, the Chiefs racked up 63 rushing TDs in 2003-04, tying the NFL record for rushing scores in a two-year span which was first established by the '61-62 Green Bay Packers ... Helped pave the way for Holmes' NFL-record 27 rushing TDs in 2003, his franchise-record 1,615 rushing yards in 2002 and his league-leading 1,555 ground yards in 2001 ... Serves as an excellent role model with his exemplary work ethic and all-giving approach to the game ... Is one of the most reputable leaders in the Chiefs locker room and is held in the same high esteem for the way he carries himself both on and off the field ... Among active Kansas City players, only 10-time Pro Bowl G Will Shields has spent more time on the Chiefs roster than Richardson, who joined the club as an unheralded free agent in '95 ... Has played in 147 regular season contests (80 starts), putting him in a tie for 23rd position on the club's all-time service chart ... Came to Kansas City after spending the '94 season on the practice squad of the Dallas Cowboys where he learned the finer points of the game from the likes of the NFL's all-time leading rusher RB Emmitt Smith and his lead blocker, FB Daryl Johnston ... Launched his career into overdrive during the '99 and 2000 seasons ... Was recognized as the starting fullback on Dr. Z's *Sports Illustrated* All-Pro squad each of those two seasons and was also named to *USA Today's*

All-Joe Team in 2000 and 2001 ... Owns the ability to play either backfield position or can work alone as a single back ... Owns 15 career rushing TDs, including a career-high seven rushing scores in 2001 ... Although he frequently gets the ball himself in tight situations, is simply one of the best lead blockers in the business ... Excels at escorting his teammates into the end zone with his battering-ram style, blowing even the best linebackers and defensive linemen off the ball ... Dishes out the same kind of punishment when he gets the ball in his hands and is tough to bring down in the open field ... A powerful runner when it comes time to move the chains, is frequently the player whose number is called to pick up the tough yardage ... Possesses superb pass-

EXTRA POINTS

Richardson received his MBA degree from Webber University in Kansas City on May 19, 2004 after completing his degree in Education from Auburn in August of 2000, making him the first NFL player to complete every phase of the league's Player Development Program.

catching skills and surprising speed in addition to his aforementioned blocking affinity ... That triple-threat ability makes him an integral part of Kansas City's goal-line and short-yardage packages ... Has done virtually everything in his power to help his team and his teammates get better since joining the club in '95 ... Began his career working as a scout team service back, then earned his stripes as a special teamer before serving as a lead blocker in short-yardage and goal line situations for Hall of Fame RB Marcus Allen ... Elevated his status by developing into one of the league's pre-eminent special teams performers, posting double-digit tackles in the kicking game five straight years from '95-99 ... Over that five-year span, only LB Greg Manuskys (124) produced more special teams stops in a Chiefs uniform than Richardson (94) ... Entered the '99 campaign as the club's starting fullback and opened all 16 games for the first time in his career ... Finally got an opportunity to fully showcase his offensive skills down the stretch in '99 when he carried the bulk of the club's rushing load in the season's final five games ... Truly emerged in 2000 when he started all 16 games, including five as the club's halfback, and led the team in rushing with 147 carries for 697 yards

(4.7 avg.) with three TDs ... Has posted 389 rushes for 1,556 yards (4.0 avg.) and 15 scores during his NFL tenure ... Ranks 17th on Kansas City's all-time rushing chart and needs 134 more yards to surpass RB Robert Holmes (1,689) for 16th ... Also has 168 receptions for 1,230 yards (7.3 avg.) with eight TDs ... Is tied for 17th on the Chiefs career receptions chart and is 31st in franchise history in receiving yards ... Needs just 270 more receiving yards to become the 20th player in team history to reach the 1,500-yard receiving plateau ... Owns 96 career special teams tackles and needs just four more to reach 100 ... Is tied for 24th in Chiefs annals with 138 career points ... Has seen duty in three career playoff games (one start).

Transactions: Signed a two-year contract with Kansas City (3/15/04) ... Signed a five-year contract with Kansas City (1/22/00) ... Signed a three-year contract with Kansas City (7/16/97) ... Signed with Kansas City (2/28/95) ... Added to the Dallas practice squad (8/30/94) ... Released by Dallas (8/28/94) ... Originally entered the NFL as a rookie free agent with Dallas (4/28/94).

2004: Started all 16 games for the first time since 2000 ... Was selected to his second straight Pro Bowl, making him the first Chiefs fullback to represent Kansas City in consecutive seasons since Kimble Anders did it following the '95-'97 campaigns ... Joined teammate G Brian Waters and San Diego TE Antonio Gates as the only three undrafted players to be selected to the Pro Bowl on the season ... Earned second-team All-Pro honors from AP ... Rushed 12 times for 56 yards (4.7 avg.) and caught 19 passes for 118 yards (6.2 avg.) ... Carried the ball a season-high six times for 29 yards with three catches for 36 yards vs. Atlanta (10/24), serving as part of a Chiefs offense that set an NFL record with eight rushing TDs ... Caught three passes for 21 yards at Oakland (12/5).

2003: Saw duty in 16 games (10 starts) at FB ... Was selected to his first Pro Bowl, making him the first Chiefs FB to represent Kansas City since Kimble Anders did it following the '97 season ... Didn't take the opening snap in six games when the club started in a two-TE or three-WR formation ... Produced 24 rushes for 60 yards (2.5 avg.) and 12 receptions for 76 yards (6.3 avg.) ... Helped clear the way for RB Priest Holmes who set an NFL single-season record with 27 rushing scores ... Had five carries for a season-high 20 yards vs. Pittsburgh (9/14) ... Started at Houston (9/21) ... Began a string of six consecutive starts vs. Denver (10/5) ... Caught three passes for nine yards

at Green Bay (10/12) ... Recorded a season-best six carries for 11 yards vs. Buffalo (10/26) ... Had a season-long 14-yard reception vs. Cleveland (11/9) ... Started vs. Detroit (12/14), at Minnesota (12/20) and vs. Chicago (12/28) ... Opened the club's AFC Divisional Playoff Game vs. Indianapolis (1/11/04), catching one pass for 10 yards.

2002: Saw action in 14 games (12 starts) at FB ... Had 22 carries for 81 yards (3.7 avg.) with two TDs and 18 catches for 115 yards (6.9 avg.) with one score ... Did not start when the club opened in a two-TE set at Cleveland (9/8) ... Did not start when the team opened in a two-TE formation at San Diego (10/13) ... Carried the ball three times for 21 yards with a 14-yard TD scamper vs. Denver (10/20) ... Caught a four-yard TD pass vs. Oakland (10/27) to eclipse the 1,000-yard career receiving mark ... Produced one carry for two yards and caught one pass for two yards at San Francisco (11/10) ... Registered a three-yard TD run vs. Arizona (12/1) ... Left the game in the second quarter with a dislocated right shoulder at Denver (12/15) and was placed on injured reserve on December 17th.

2001: Appeared in 14 games with eight starts at FB, missing a pair of contests with a right shoulder injury ... Named to the USA Today All-Joe Team for the second consecutive year ... Rushed 66 times for 191 yards (2.9 avg.) with a career-high seven TDs ... Also had 30 receptions for 265 yards (8.8 avg.) ... Converted seven of his nine third-and-one rushing attempts ... Started vs. Oakland (9/9), catching four passes for a season-high 68 yards, including a career-long 47-yard reception. Added a three-yard TD run ... Started vs. the N.Y. Giants (9/23), carrying the ball nine times for a team-high 41 yards ... Opened at Washington (9/30) and produced a four-yard TD run, but suffered a shoulder injury in the fourth quarter of that contest and did not return ... Was inactive at Denver (10/7) and vs. Pittsburgh (10/14), breaking his string of 35 consecutive starts dating back to a contest at Chicago (9/12/99) ... Returned to the starting lineup vs. Indianapolis (10/25), carrying the ball four times for 26 yards with two catches for 25 yards ... Opened at San Diego (11/4), producing a career-high two TDs, including a one-yard TD run with 1:28 remaining for the winning score in a 25-20 win ... Had a one-yard rushing score vs. Seattle (11/25) ... Scored on a one-yard TD plunge with 0:52 left in a 20-17 comeback win vs. San Diego (12/23), his second game-winning score of the season against the Chargers ... Scored on a one-yard TD run at Seattle (1/6/02).



T-RICH TSUNAMI RELIEF MISSION

One day after playing in the 2005 Pro Bowl, FB Tony Richardson embarked on a week-long relief mission to tsunami-ravaged country of Sri Lanka. Accompanied by Giants WR Amani Toomer and Cardinals QB Kurt Warner, Richardson teamed with other volunteers from the United Nations World Food Programme. On his five-day trip in early February of 2005, Richardson helped dig a well for clean drinking water (left), distribute food and refurbish a school among various other rebuilding projects. While on the mission Richardson also maintained a daily journal on kcchiefs.com where he described his exploits and posted photos from the trip. The two-time Pro Bowler is planning another volunteer relief mission to Africa during the 2006 off-season.

2000: Started all 16 contests (five at RB, 11 at FB) for the second consecutive season and was named to Dr. Z's *Sports Illustrated* All-Pro Team at fullback for the second straight year ... Also earned a spot on USA Today's All-Joe Team ... Led the team in rushing with a career-high 147 carries for a personal-best 697 yards (4.7 avg.) and three TDs ... Was third on the team with 58 receptions for 468 yards (8.1 avg.) and a career-high tying three TDs ... Led all AFC RBs and ranked third in the NFL behind the Marshall Faulk (6.6) and Tiki Barber (6.1), averaging 5.7 yards per touch (rushes and receptions) ... Also had two special teams tackles ... Started his first career game at RB vs. Indianapolis (9/3), carrying the ball 13 times for 58 yards (4.5 avg.) with a 13-yard TD reception ... Recorded six carries for 40 yards, as well as a one-yard TD catch vs. San Diego (9/17) ... Started at FB at Denver (9/24), rushing 14 times for 35 yards and one TD ... Started at FB vs. Seattle (10/2), totaling 11 carries for 53 yards ... Started at FB vs. Oakland (10/15), hauling in a 15-yard TD reception ... Produced three totes for 18 yards with a one-yard TD at Oakland (11/5) and had seven catches for 51 yards ... Set career highs in receptions (eight) and receiving yards (81) at San Francisco (11/12) ... Started at RB vs. Carolina (12/10), producing 17 carries for 89 yards and tying a personal-best with eight catches for 56 yards ... Opened at RB vs. Denver (12/17), setting career highs in rushing attempts (23) and rushing yards (156), including a career-long 33 yard run and a 28-yard TD romp in a 20-7 win.

1999: Started all 16 games at FB, marking the first time in his career that he had played in every regular season game ... Captained the club for 10 of those contests ... Earned a spot on Dr. Z's *Sports Illustrated* All-Pro Team at fullback ... Posted 84 carries for 387 yards with one TD and 24 catches for 141 yards ... Tallied 19 special teams tackles ... Had a one-yard TD run vs. Denver (9/19) ... Racked up three special teams stops apiece at Baltimore (10/21) and vs. San Diego (10/31) ... Recorded a season-long 29-yard reception vs. Seattle (11/21) ... Set season highs with five receptions for 37 yards at Oakland (11/28) ... Breakout game as a ball carrier came at Denver (12/5) when he had 12 carries for 80 yards, including a 26-yard jaunt. Became the sixth different Chiefs player to lead the squad in rushing in a game on the season, marking a first in franchise history ... Posted 11 carries for a team-high 57 yards vs. Minnesota (12/12) ... Had 11 rushes for 57 yards with a 25-yard gain vs. Pittsburgh (12/18) ... Posted eight carries for 70 yards vs. Oakland (12/00).

1998: Captained the Chiefs special teams, seeing action in 14 contests with one start at fullback ... Tallied 20 carries for 45 yards and two TDs on the ground, while catching two passes for 13 yards ... Recorded 11 tackles and a pair of forced fumbles on special teams, as well as recovering a blocked punt ... Forced a fumble and made three tackles on special teams vs. Oakland (9/6) ... Scored his initial NFL rushing TD from one yard out vs. San Diego (9/20), adding a season-long 15-yard reception ... Rushed a season-high four times for a season-best 13 yards vs. Seattle (10/4) ... Converted a two-yard TD vs. the N.Y. Jets (11/1), adding three tackles and a forced fumble on special teams ... Suffered a sprained knee at San Diego (11/22) and did not

return ... Inactive vs. Arizona (11/29) and at Denver (12/6) ... Returned to action vs. Dallas (12/13) and recovered a blocked punt by TE Brian Roche which he returned for 10 yards.

1997: Played in 14 contests at FB and on special teams ... Finished the year with two carries for 11 yards and three TD catches for a total of six yards ... His 21 special teams tackles ranked third on the squad ... Caught a one-yard TD for the decisive points in a 22-16 win vs. Buffalo (9/14) ... Had a three-yard scoring grab at Carolina (9/21) and devastated LB Sam Mills with a lead block, paving the way for a one-yard RB Marcus Allen TD run ... Had a season-high three special teams tackles apiece at St. Louis (10/26) and vs. San Francisco (11/30) ... Corralled a two-yard TD pass vs. Oakland (12/7) ... Served as the lead blocker on Allen's 123rd and final rushing TD, a three-yard score vs. New Orleans (12/21) ... Saw playoff action vs. Denver (1/4/98).

1996: Played in the first 13 games of the season as a blocking back and a special teams performer ... Posted a career-high 25 special teams stops, trailing only LB Greg Manusky (26) ... Had four carries for 10 yards and two catches for 18 yards ... Scored a TD on his very first pro reception, a one-yard catch vs. Oakland (9/6) ... Posted a career-high four special teams stops vs. Denver (9/22) ... Suffered a wrist injury at Detroit (11/28) and was placed on injured reserve on December 10th.

1995: Played in 14 games (one start) and was inactive for two contests ... Carried the ball eight times for 18 yards ... Ranked fifth on the squad with 18 special teams tackles ... Carried the ball one time for five yards vs. the N.Y. Giants (9/10), converting a third-and-one situation which helped move the club into position for the game-winning FG in OT ... Started his first NFL contest vs. New England (10/15) ... Cleared the way for Marcus Allen's 100th career rushing TD at Denver (10/22).

College: Racked up 162 carries for 715 yards and nine TDs during four seasons at Auburn... Grabbed 44 passes for 395 yards and two TDs as a senior ... Started 10 games as a junior, rushing 34 times for 137 yards ... Played in every game as a sophomore with one start, gaining 92 yards on 27 carries ... Started seven games as a true freshman in '90, carrying the ball 43 times for 237 yards (5.8 avg.) and four TDs ... Graduated from Auburn with a degree in Education in August of 2000 and received his MBA from Webster University in May of 2004.

Personal:

- Was born in Frankfurt, Germany, while his father - retired Sergeant Major Ben Richardson - was stationed there in the U.S. Army. The younger Richardson spent eight years growing up in Germany and didn't move back to the U.S. on a full-time basis until the seventh grade. The elder Richardson subsequently returned to Germany and was stationed there during Tony's senior year in high school and his freshman year at Auburn.
- A three-sport letterman at Daleville High School in Daleville, Alabama, he starred in football and basketball as well as track and field.
- Was one of several NFL players to enroll in an executive education program through the Harvard Business School during April and May of 2005. The workshop was targeted to the needs of NFL

players interested in owning, operating or building their own businesses.

- Received the 2005 Distinguished Citizen Award from the National Conference for Community and Justice, an organization dedicated to fighting bias, bigotry and racism in America.
- Established the "Rich In Spirit" Foundation in 2000 which benefits Special Olympics, Athletes in Action, City Union Mission and other charities.
- Partnered with Dick's Sporting Goods to provide backpacks and school supplies to children at the Boys & Girls Club of Greater Kansas City in 2004 and 2005. Also hosts an incentive party to encourage students to do well in school.
- Was named one of the "Good Guys in Sports" by *The Sporting News* in 2004, 2003 and 2002.
- Was named *Pro Football Weekly's* "Arthur S. Arkush Humanitarian of the Year" in 2003.
- Was the Chiefs NFL Man of the Year nominee in 2002, as well as the club's NFLPA "Whizzer" White Award nominee.
- Has provided backpacks for 1,500 children at the City Union Mission every year since 2001.
- Kicked off "The Dictionary Project" in Kansas City in 2002 with a \$5,000 donation and then gave another \$18,000 guaranteeing that all third-grade students in the five-county KC area received a dictionary. To date, 45,000 dictionaries have been distributed.

- Was honored as a top role model for youths along with Chiefs President Carl Peterson and teammate RB Priest Holmes at the 42nd Annual Pop Warner All-American Awards in Orlando, Florida in 2002.
- Served as a spokesperson for a Special Olympics Car Raffle promotion with Grant Wistrom of the St. Louis Rams from 2000-01.
- Interned with NBC affiliate KSHB-TV 41 in 2001.
- Worked as a sales and marketing intern for the Chiefs and Kansas City Wizards soccer team during the 2000 off-season.
- Served as Chairman of the Buck Buchanan Special Olympics Sports Festival in 2000 and '99.
- Has annually hosted the Special Olympics Punt, Pass and Kick competition in Kansas City every year since '99.
- Serves as Chairman of the Kansas City Chiefs "Out For Blood" Blood Drive.
- Has hosted a golf tournament with Kansas City Royals All-Star first baseman Mike Sweeney the past five springs, benefitting Athletes in Action.
- Is an active supporter of youth football and a regular visitor to the Derrick Thomas Academy.
- Full name: Antonio Richardson.
- Is the proud "parent" of a pair of Italian Mastiffs named Sampson and Imani.
- Sister Shonn is a Staff Sgt. in the U.S. Army.
- Single, Resides in Leawood, Kansas.



RICHARDSON'S NFL STATISTICS



Year	Team	G-S	RUSHING					RECEIVING					SP. TEAM
			No.	Yds.	Avg.	LG	TD	No.	Yds.	Avg.	LG	TD	Tackles
1995	Kansas City	14-1	8	18	2.3	5	0	0	0	0.0	--	0	18
1996	Kansas City	13-0	4	10	2.5	4	0	2	18	9.0	17	1	25
1997	Kansas City	14-0	2	11	5.5	6	0	3	6	2.0	3	3	21
1998	Kansas City	14-1	20	45	2.3	6	2	2	13	6.5	15	0	11
1999	Kansas City	16-16	84	387	4.6	26	1	24	141	5.9	29	0	19
2000	Kansas City	16-16	147	697	4.7	33	3	58	468	8.1	24	3	2
2001	Kansas City	14-8	66	191	2.9	19	7	30	265	8.8	47	0	0
2002	Kansas City	14-12	22	81	3.7	14	2	18	125	6.9	23	1	0
2003	Kansas City	16-10	24	60	2.5	7	0	12	76	6.3	11	0	0
2004	Kansas City	16-16	12	56	4.7	13	0	19	118	7.3	22	0	0
Totals		147-80	389	1,556	4.0	33	15	168	1,230	7.3	47	8	96

Additional Stats: Forced a fumble on special teams vs. Oakland (9/6/98) and vs. N.Y. Jets (11/1/98). Returned a blocked punt 10 yards vs. Dallas (12/13/98).

SINGLE-GAME CAREER HIGHS

Rushing Attempts: 23 vs. Denver (12/17/00)

Rushing Yards: 156 vs. Denver (12/17/00)

Long Run: 33 vs. Denver (12/17/00)

Rushing TDs: 2 at San Diego (11/4/01)

Receptions: 8 at San Francisco (11/12/00)

vs. Carolina (12/10/00)

Receiving Yards: 81 at San Francisco (11/12/00)

Long Reception: 47 vs. Oakland (9/9/01)

Receiving TDs: 1, seven times,

last vs. Oakland (10/15/00)

Sp. Teams Tackles: 4 vs. Denver (9/22/96)

POSTSEASON

Year	Team	G-S	RUSHING					RECEIVING					SP. TEAM
			No.	Yds.	Avg.	LG	TD	No.	Yds.	Avg.	LG	TD	Tackles
1995	Kansas City	1-0	0	0	0.0	--	0	0	0.0	--	0	0	
1997	Kansas City	1-0	0	0	0.0	--	0	0	0.0	--	0	1	
2003	Kansas City	1-1	0	0	0.0	--	0	1	10	10.0	10	0	
Totals		3-1	0	0	0.0	--	0	1	10	10.0	10	0	1

STREAKS AND MILESTONES: Ranks 17th in Chiefs history with 1,556 rushing yards. Needs 134 more yards to surpass Robert Holmes (1,689) for 16th position. His 168 career receptions rank 17th in club annals. Has 1,230 career receiving yards and needs 270 more to become the 20th player in team history to reach the 1,500-yard receiving plateau.

Ten-Time Pro Bowler ('94-00, '02-04)

77

Willie
ROAF

Tackle • 6-5 • 320

Louisiana Tech
Trade - New Orleans (2002)
NFL: 13 (4th with Chiefs)
GP/GS: (179/179) Playoffs: (3/3)



VETERANS

Born: April 18, 1970
Pine Bluff, Arkansas

Pro Career: Mammoth 10-time Pro Bowl offensive tackle joined the Chiefs on March 26, 2002 in a trade with New Orleans ... One of the NFL's most dominant and highly-decorated tackles of the past decade ... Has earned three straight Pro Bowl invitations since his arrival in Kansas City after registering seven Pro Bowl berths in nine stellar seasons with the Saints ... Since joining the Chiefs has started 48 straight games at left tackle, where he is revered as one of the league's most consistent pass protectors ... Is also a superb run-blocker, owning a sterling reputation among his peers as one of the finest all-around performers to ever play his position ... Received one of football's highest honors by being named to the '90s All-Decade Team by the Pro Football Hall of Fame ... A truly imposing figure who is extremely agile for a man of his vast proportions ... Combines with 10-time Pro Bowl right guard Will Shields to give Kansas City a guard-tackle tandem with 20 combined Pro Bowl appearances ... Interestingly, both Roaf and Shields were products of the same '93 draft class ... Regained his Pro Bowl form in Kansas City after an MCL injury to his right knee cost him the final nine games of the 2001 campaign ... Prior to that malady, had missed just five contests over his initial eight NFL seasons ... In total, has started 179 regular season NFL contests and three postseason outings ... Came to Kansas City after spending nine seasons with New Orleans, where he started all 131 games in which he played for the Saints, as well as two postseason contests ... Those 131 games played rank 17th on the Saints all-time service chart ... Had started 57 consecutive games from '93-96 before injuring his knee against San Francisco (11/3/96), snapping a streak of 3,392 straight offensive plays in which he had participated dating back to the first play of his rookie season in '93 ... After starting his NFL career as a right tackle he switched to left tackle, where he went on to earn the first of his club-record seven Pro Bowl nominations in '94 ... Was the first offensive lineman taken in the '93 draft with the eighth overall pick, making him the second-highest pick ever used by New Orleans on an offensive lineman, trailing only T Jim Dombrowski who was selected sixth overall in '86.

Transactions: Traded to Kansas City from New Orleans (3/26/02) in exchange for a third-round 2003 draft choice (78th overall - subsequently

traded to New England) ... Designated as New Orleans' transition player (2/15/94) ... Signed by New Orleans (7/15/93) ... Originally entered the league as a first-round draft pick (eighth overall) by the Saints in the '93 NFL Draft.

EXTRA POINTS

Roaf's mother, Andree, is a former member of the Arkansas Supreme Court and currently serves on the Arkansas Court of Appeals.

Kansas City (2002-04): Has started 48 games at left tackle, as well as one playoff contest.

2004: Started 16 regular season games for the third straight season ... Selected to his 10th Pro Bowl and his third with the Chiefs ... Joined Gs Will Shields and Brian Waters on the AFC Pro Bowl squad, making the Chiefs the first AFC squad to have three Pro Bowl offensive linemen since Denver following the '98 season ... Was a first-team All-Pro pick of the Associated Press and *Pro Football Weekly* ... Also earned All-AFC honors from *Pro Football Weekly* ... Helped the Chiefs lead the NFL in total offense for the first time in team history, as Kansas City averaged 418.4 yards per game.

2003: Started 16 regular season games for the second straight season ... Selected to his ninth Pro Bowl and his second with the Chiefs ... Was a first-team All-Pro pick of the AP and *Pro Football Weekly* ... Earned second-team All-Pro honors from *Football Digest* ... A member of a Chiefs offense that led the NFL with a franchise-record 484 points ... Started in the club's AFC Divisional Playoff Game vs. Indianapolis (1/11/04).

2002: Started all 16 games at left tackle, earning his eighth Pro Bowl appearance ... Earned first-team All-Pro honors from *Sports Illustrated* and *Football Digest* ... Was also a second-team All-Pro pick by AP ... Was part of a Chiefs offense that led the NFL with 467 points and set a team record with 6,000 total yards.

New Orleans (1993-01): Started in 131 regular season games in nine seasons with New Orleans ... Recorded one fumble recovery and five tackles ... Started two postseason games.

2001: Started seven games at left tackle before being placed on injured reserve with a

right knee injury ... Started the first five games of the season ... Was inactive at St. Louis (10/28) and vs. N.Y. Jets (11/4) with a right knee injury ... Returned to start contests at San Francisco (11/11) and vs. Indianapolis (11/18) ... Moved into 17th place on the Saints all-time service chart when he started his 131st game vs. Indianapolis (11/18), but left the game with a sprained right MCL ... Was subsequently placed on injured reserve on November 28th.

2000: Opened all 16 games at left tackle ... Earned his seventh straight Pro Bowl appearance as a starter, giving him the most Pro Bowl appearances in Saints history ... Was an All-Pro selection of *Sports Illustrated*, *Football Digest* and *USA Today*, an All-NFL selection of *Pro Football Weekly*, All-NFC selection of *Pro Football Weekly* and a second-team All-Pro selection by the AP and *College & Pro Football Newsweekly* ... Started two postseason contests including the franchise's first-ever playoff win, a 31-28 NFC Wild Card Playoff victory vs. St. Louis (12/30) ... Started at Minnesota (1/6/01) in an NFC Divisional Playoff game.

1999: Started all 16 games at left tackle and was named a Pro Bowl starter for the sixth consecutive year ... Was named to the *Pro Football Weekly* All-Pro team ... Became just the 29th player in club history to reach the 100-game plateau when he started against vs. Tampa Bay (11/7).

1998: Started 15 games at left tackle ... Made his fifth consecutive trip to the Pro Bowl, all as a starter, making him the only player in Saints history to be named five consecutive years ... Named All-NFC by *Pro Football Weekly* and was a second-team All-Pro selection of *College & Pro Football Newsweekly* ... Was inactive at Carolina (11/1) after undergoing an arthroscopy of the knee ... Returned to the starting lineup for the next contest at Minnesota (11/8).

1997: Merited his fourth consecutive Pro Bowl as a starter after opening all 16 games, playing every snap at left tackle ... Became just the fourth player in New Orleans history to make four straight Pro Bowls ... Earned All-NFC honors from *Pro Football Weekly*.

1996: Made his third consecutive trip to the Pro Bowl after starting 13 games ... Earned All-NFL honors from *The Sporting News*, *Pro Football Weekly*, All-NFC honors from *Pro Football Weekly* and second-team All-Pro recognition from the AP ... Started each of the first nine games at LT before sustaining a partial MCL tear against San Francisco (11/3) ... Before the injury he had not missed an offensive snap in his NFL career, a streak of 3,392 straight offensive plays ... Was inactive vs. Houston (11/10), at Atlanta (11/17) and at Tampa Bay (11/24), breaking a streak of 57 straight starts.

1995: Started all 16 games at left tackle and participated in every offensive play ... Made his second consecutive trip to the Pro Bowl, becoming the first offensive lineman in team history to be voted more than once ... Was selected to virtually every All-Pro team including: Associated Press, PFWA, *The Sporting News*, *Pro Football Weekly*

... Also named an All-NFC selection by UPI and *Pro Football Weekly*, received the NFL Offensive Lineman of the Year Award from the NFL Alumni Association and the NFC Offensive Lineman of the Year honor from the NFLPA.

1994: Made successful transition from right tackle to left tackle and started all 16 games at that position without missing an offensive snap for the second straight year ... Became just the fourth offensive lineman and first tackle in club history to be voted to the Pro Bowl ... Was a consensus first-team All-Pro choice, as well as the NFLPA's NFC Offensive Lineman of the Year.

1993: Started all 16 games at right tackle and did not miss an offensive snap ... Was one of only two linemen to open all 16 contests ... Became the first Saints rookie to start all 16 games since CB Robert Massey in '89, and the first Saints rookie offensive lineman to open every regular season game since G Brad Edelman started all nine in '82 ... Was voted to every all-rookie team.

College: Was a finalist for the Outland Trophy his senior season at Louisiana Tech, when he yielded just one sack in his only year at right tackle ... Named to most All-America teams after starting every game as a senior ... Was an All-Southern Independent choice as a junior when he started every game at left tackle ... Also opened every contest at left tackle during his sophomore campaign ... Played in the Hula Bowl and the East-West Shrine Game ... Majored in Sociology at Louisiana Tech.

Personal:

- Was an all-district choice in football, and was the power forward on the basketball team at Pine Bluff High School in Pine Bluff, Arkansas.
- Ran for a TD on a tackle-eligible play as a senior.
- Father is a dentist in Pine Bluff and mother is a former member of the Arkansas State Supreme Court.
- As a seventh-grader, worked as a page in the Arkansas State Capitol in Little Rock for former President Bill Clinton, then-Governor of Arkansas.
- Has made several appearances at the Derrick Thomas Academy and has carried on Derrick's tradition of inviting children from the "Third and Long Foundation" to Chiefs games.
- Full name: William Layout Roof.
- Single, resides in Overland Park, Kansas.

Additional Stats: Had one fumble recovery in '99 and five tackles in '97.

Games Played/Games Started:

1993 NO (16/16), 1994 NO (16/16), 1995 NO (16/16), 1996 NO (13/13), 1997 NO (16/16), 1998 NO (15/15), 1999 NO (16/16), 2000 NO (16/16), 2001 NO (7/7), 2002 KC (16/16), 2003 KC (16/16), 2004 KC (16/16) — 179/179. **Playoffs:** 2000 NO (2/2), 2003 KC (1/1) — 3/3.

79

Kevin
SAMPSON

Tackle • 6-4 • 312



Born: June 19, 1981
Westwood, New Jersey

Syracuse
Draft: (No. 7 - 2004)
NFL: 2 (2nd with Chiefs)
GP/GS: (6/0) **Playoffs:** (0/0)

Pro Career: Promising offensive tackle who joined Kansas City as the club's seventh-round pick (231st overall) in 2004 ... Physical blocker who has the ability to play both offensive tackle positions, but is expected to battle for time at the club's right tackle post this season ... Owns a large wingspan and the ability to use his leverage against opponents ... With his stance and blocking style, reminds some in the Chiefs organization of another former seventh-round Kansas City draft choice, longtime G Dave Szott ... Possesses an aggressive attitude in the running game and also has the mobility to work in the Chiefs screen game ... Enjoyed an impressive training camp in 2004 and should continue to develop under the direction of offensive line coaches Mike Solari and Irv Eatman ... Played in six games as a rookie, including four contests late in the year ... Worked primarily as a third tackle in short-yardage situations, but also saw game action at both right and left tackle.

Transactions: Signed a three-year contract with Kansas City (6/16/04) ... Entered the NFL as a seventh-round selection (231st overall) of Kansas City in the 2004 NFL Draft.

2004: Played in six games on special teams and saw duty in four games on offense ... Was inactive for 10 games ... Played in his first NFL game on the placement protection team vs. San Diego (11/28) ... Played on special teams at Oakland (12/5) ... Saw duty in the club's jumbo package and on special teams at Tennessee (12/13) ... Appeared as a reserve at LT and on special teams vs. Denver (12/19) ... Played in the club's jumbo package and on special teams vs. Oakland (12/25) ... Played the second half at RT in place of an injured T Jordan Black at San Diego (1/2/05).

College: Played in 44 games (24 starts) at Syracuse, blocking for a 1,000-yard rusher all four years ... Was a starter his final two seasons, opening 23 games at right tackle and one contest at left tackle ... Started 12 games at right tackle as a senior ... Was one of only 13 players to start all 12 games ... Received Syracuse's Pat Miller Award for

Outstanding Student and Citizen ... Blocked for RB Walter Reyes, who set a single-season school record with 20 rushing TDs ... Started all 12 games, opening 11 contests at right tackle and one game at left tackle his junior campaign ... Was one of eight Syracuse players to start every game ... A member of an

EXTRA POINTS

Sampson was undefeated as a heavyweight wrestler during his prep career at Westwood High School in Westwood, New Jersey.

offensive line that paved the way for Reyes to rush for 1,135 yards and 17 TDs ... Played in all 14 games as a sophomore, alternating at right tackle with starter Giovanni DeLoatch ... Also played on the placement protection teams ... Saw action in six games as a redshirt freshman, starting at right tackle vs. Miami ... Was a double-major in Information Management and Technology, as well as Sociology.

Personal:

- A three-year starter on the offensive line at Westwood High School in Westwood, New Jersey.
- Earned all-region honors from *SuperPrep* and *PrepStar* as a senior.
- A three-year all-league, two-time all-county and first-team All-New Jersey Group member.
- Earned second-team all-state honors from the Associated Press and New Jersey Governor's Bowl Team accolades.
- Served as an intern with the Legacy Financial Group in Kansas City during the 2005 off-season.
- First name: Kevin M. Sampson.
- Single, resides in Overland Park, Kansas.

Games Played/Games Started:
2004 (6/0) — 6/0.

FAST FACT

Kansas City had 31 rushing TDs in 2004, marking the third straight year the Chiefs have led the NFL.

**FAST FACT**

The Chiefs completed a franchise-record 370 passes in 2004, breaking the previous mark of 369 set in '83.



20

Benny
SAPP

Cornerback • 5-9 • 190



Born: January 20, 1981
Ft. Lauderdale, Florida

Northern Iowa
Free Agent (2004)
NFL: 2 (2nd with Chiefs)
GP/GS: (15/1) Playoffs: (0/0)

Pro Career: Competitive young cornerback enters his second training camp with Kansas City ... Was one of the more pleasant surprises on the team a year ago ... Joined the Chiefs as a rookie free agent in 2004 and earned a spot as the club's nickel corner by the season's end ... Is expected to battle for additional playing time at cornerback this season ... Confident performer who believes in his ability to defend any receiver of any stature ... Transfers that fearlessness over to special teams, frequently fighting through double teams on the team's punt coverage unit ... Also has the ability to return punts if called upon ... Has played in 15 games (one start), recording 15 tackles (nine solo), one interception, a forced fumble, three passes defended and a QB pressure ... Also owns 13 special teams tackles.

Transactions: Signed a two-year contract as a rookie free agent with Kansas City (4/27/04).

2004: Played in 15 games (one start) and was inactive for one contest ... Had 15 tackles (nine solo), including one behind the line, an INT, one forced fumble, three passes defended and a QB pressure ... Finished fourth on the club with 13 special teams tackles ... Saw action in his first NFL game as a reserve defensive back vs. Carolina (9/19) ... Recorded two special teams tackles and downed a punt at the two-yard line vs. Houston (9/26) ... Registered two tackles and a special teams stop at Baltimore (10/4) ... Started his first NFL game when the club opened in its dime package at Jacksonville (10/17), posting two tackles and downing a punt at the two-yard line ... Amassed three tackles and a special teams stop vs. New England (11/22) ... Recorded two tackles, two passes defended and a special teams stop vs. Denver (12/19) ... Posted his first career NFL INT off Kerry Collins, while adding three tackles and two special teams stops vs. Oakland (12/25) ... Compiled three tackles, forced a RB Michael Turner fumble and had one special teams tackle at San Diego (1/2/05).

College: Appeared in 24 games (15 starts) for Northern Iowa during his final two collegiate seasons ... Racked up 78 tackles, six INTs (143 yards), four forced fumbles and 29 passes defended ... Played in all 13 games (five starts) as a senior ... Produced 48 tackles (38 solo) with two INTs and 18 passes defended ... Forced two fumbles and had a fumble recovery, earning first-team All-Gateway honors ...

EXTRA POINTS

According to CB Dexter McCleon, "Sapp seems like he has a battery in him because you have to take the battery out to get him to stop talking."

Also caught seven passes for 147 yards with two TDs ... Saw duty in all 11 games (10 starts) his junior campaign, registering 39 tackles (30 solo), a team-high 11 passes defended and four INTs ... Also forced two fumbles and returned three punts for 18 yards (6.0 avg.) ... Named to the Gateway Conference's All-Newcomer Team ... Began his career at Iowa where he played in 24 games (20 starts), registering 104 tackles (73 solo) and three INTs in two seasons ... Started all 12 games as a sophomore, producing 49 tackles (36 solo) and three INTs ... Saw action in 12 games (eight starts) as a freshman, totaling 55 tackles (37 solo) ... Majored in Sociology at Northern Iowa.

Personal:

- First-team All-Broward County and honorable mention all-state as a prep at Boyd Anderson High School in Ft. Lauderdale, Florida.
- Intercepted 12 passes, returning two for TDs.
- Also lettered in wrestling, volleyball and track.
- Full name: Benjamin Lee Sapp.
- Single, with a son Benny III (5) and a daughter Brianna, born in January.
- Resides in Independence, Missouri.



SAPP'S NFL STATISTICS



Year	Team	G-S	INTERCEPTIONS				TACKLES			FUMBLES		PASSES		SP. TEAM TACKLES
			No.	Yds.	LG	TD	Solos	Asst.	Total	Rec.	For.	Defensed		
2004	Kansas City	15-1	1	0	0	0	9	6	15	0	1	3	13	
Totals		15-1	1	0	0	0	9	6	15	0	1	3	13	

Additional Stats: Has one QB pressure in 2004.

SINGLE-GAME CAREER HIGHS

Tackles: 3, three times, last at San Diego (1/2/05)

Passes Defensed: 2 vs. Denver (12/19/04)

Forced Fumbles: 1 at San Diego (1/2/05)

Interceptions: 1 vs. Oakland (12/25/04)

Sp. Teams Tackles: 2, four times, last vs. Oakland (12/25/04)

91

Rich SCANLON

Linebacker • 6-2 • 249



Born: December 23, 1980
Oradell, New Jersey

Syracuse
Free Agent (2004)
NFL: 2 (2nd with Chiefs)
GP/GS: (6/0) Playoffs: (0/0)

Pro Career: Instinctive and cerebral linebacker entering his second season with the Chiefs after joined the club as a rookie free agent in 2004 ... Spent the first nine weeks of the season on Kansas City's practice squad before being promoted to the 53-man roster for the final eight games of 2004 ... Played both outside and middle linebacker in college, but is expected to battle for a backup role at MLB after enjoying a stellar stint with the Berlin Thunder, where he was named the NFL's Defensive Most Valuable Player ... Has played in six games for Kansas City, recording five special teams tackles.

Transactions: Signed a three-year contract with Kansas City (11/10/04) ... Added to Kansas City's practice squad (9/6/04) ... Released by Kansas City (9/3/04) ... Signed a three-year contract as a rookie free agent with Kansas City (4/27/04).

NFL Europe (2005): Started 11 games for the Berlin Thunder ... Led the league with a franchise-record 94 tackles (68 solo), adding 3.0 sacks (-18.0 yards), five passes defended, a forced fumble and five special teams stops ... No NFL player had more total tackles than his 68 solo stops ... Was named NFL's Defensive Player of the Week after registering 2.0 sacks and a team-high nine tackles vs. Cologne (5/8) ... Also earned NFL's Defensive Player of the Week honors after registering nine tackles, a sack and a forced fumble at Hamburg (5/22) ... Helped guide the Thunder to a berth in World Bowl XIII vs. Amsterdam (6/11).

2004: Played in six games on special teams ... Was inactive for two contests ... Had five special teams tackles ... Was promoted to the 53-man roster from the practice squad on November 10th ... Was inactive at New Orleans (11/14) and vs. New England (11/22) ... Recorded a career-high three special teams tackles in his first NFL game vs. San Diego (11/28) ... Registered a special teams stop at Tennessee (12/13) ... Saw duty on special teams before leaving the game with a mild head trauma vs. Denver (12/19) ... Registered a special teams tackle vs. Oakland (12/25).

College: A three-time CoSIDA Academic All-America selection at Syracuse ... Appeared in 43 games (27 starts) for the Orangemen ... Recorded 277 tackles (178 solo), 4.5 sacks, two INTs, three fumble recoveries, two forced fumbles and eight passes defended ... Started all 12 games at middle linebacker as a senior, leading the club and ranking third in the Big East with 147 tackles (94 solo) ...

EXTRA POINTS

Scanlon was named the NFL Europe League Defensive Most Valuable Player after leading the league with 94 tackles.

Added 1.5 sacks, 9.5 tackles for loss, an INT, four QB pressures and four passes defended ... Named second-team All-Big East Conference and earned CoSIDA Academic All-America honors for the third straight season ... Saw duty in 12 games (nine starts) at outside linebacker his junior season ... Totaled 58 tackles (37 solo), 3.0 sacks, 9.0 tackles for loss, an INT, a fumble recovery and a forced fumble ... A CoSIDA Academic All-America honoree ... Appeared in 12 games (six starts) as a sophomore, tallying 60 tackles (40 solo) with 4.0 coming behind the line, two fumble recoveries, a forced fumble and four passes defended ... A CoSIDA Academic All-America selection ... Played in eight games as a reserve linebacker his redshirt freshman season ... Recorded 12 tackles (seven solo) with 2.0 for loss ... Redshirted as a true freshman ... Majored in Exercise Science at Syracuse.

Personal:

- Named New Jersey State Defensive Player of the Year as a prep at Bergen Catholic High School in Oradell, New Jersey.
- A three-year starter who captained his team to a 12-0 State Championship as a senior.
- Full name: Richard James Scanlon.
- Single, resides in Orangeburg, New York.



SCANLON'S NFL STATISTICS



Year	Team	TACKLES			FUMBLES		SACKS No./Yds.	INTS No./Yds.	SP. TEAM Tackles
		G-S	Solos	Asst.	Total	For.			
2004	Kansas City	6-0	0	0	0	0	0	0/0	5
Totals		6-0	0	0	0	0	0.0/0.0	0/0	5

61

Montique SHARPE

Defensive Tackle • 6-2 • 296



Born: March 10, 1980
Washington, DC

Wake Forest
Draft (No. 7a - 2003)
NFL: 2 (2nd with Chiefs)
GP/GS: (5/0) Playoffs: (0/0)

Pro Career: Powerful defensive tackle enters his third training camp with the Chiefs in 2005 ... Joined the club as the first of Kansas City's two seventh-round selections (230th overall) in the 2003 NFL Draft ... Showed steady improvement as a defensive tackle during his rookie campaign before spending the entire season on the Chiefs practice squad in 2004 ... Honed his skills playing for the Berlin Thunder of NFL Europe in 2004 ... Spent first six weeks of the regular season on Reserve/Non-Football Injury with a knee injury in 2003 ... Was activated to the 53-man roster in time to make his NFL debut at Oakland (10/20/03) ... Saw duty in five games as a rookie, producing eight tackles (five solo) and a sack (-7.0 yards) ... Also had a tackle in one postseason outing.

Transactions: Signed a one-year contract with Kansas City (1/28/05) ... Added to Kansas City's practice squad (9/6/04) ... Waived by Kansas City (9/5/04) ... Was activated from Reserve/Non-Football Injury by Kansas City (10/20/03) ... Placed on Reserve/Non-Football Injury by Kansas City (8/26/03) ... Signed a three-year contract with Kansas City (7/19/03) ... Selected as the first of Kansas City's two seventh-round draft picks (230th overall) in the 2003 NFL Draft.

NFL Europe (2004): Played in 10 games (four starts) for the Berlin Thunder ... Recorded 12 solo tackles, a sack and one pass defended ... Also started the club's 30-24 World Bowl victory vs. Frankfurt (8/12), returning an INT for a 28-yard touchdown. Added two tackles and a sack.

2003: Saw action in five games and was inactive for five contests ... Had eight tackles (five solo) and a sack (-7.0 yards) ... Was placed on Reserve/Non-Football Injury with a knee injury on August 26th and activated on October 20th ... Saw action in his first NFL game as a reserve DT at Oakland (10/20), recording one tackle ... Was inactive vs. Buffalo (10/26), vs. Cleveland (11/9), at Cincinnati (11/16), vs. Oakland (11/23) and at San Diego (11/30) ... Had four tackles at Denver (12/7)

... Produced a tackle vs. Detroit (12/14) ... Recorded his first NFL sack of Daunte Culpepper at Minnesota (12/20) ... Posted one solo tackle vs. Chicago (12/28) ... Recorded one tackle in the club's AFC Divisional Playoff Game vs. Indianapolis (1/11/04).

EXTRA POINTS

Sharpe served as an intern with the Legacy Financial Group during the 2005 off-season.

College: Played in 42 games (30 starts) for Wake Forest, producing 122 tackles (70 solo), 15.0 tackles for loss, 7.0 sacks (-40.0 yards), an INT, four fumble recoveries, two forced fumbles and four passes defended ... Appeared in 13 games (11 starts) as a senior and had 30 tackles (20 solo), 4.0 tackles for loss and 2.0 sacks (-15.0 yards) ... Also had an INT, one pass defended, one forced fumble and a fumble recovery ... Started all 11 games as a junior, totaling a career-high 52 tackles (24 solo) and 5.0 sacks (-25.0 yards) ... Also produced five QB pressures, two passes defended, one fumble recovery and one forced fumble ... Saw action in 11 games (eight starts) as a sophomore, recording 34 tackles (21 solo), 4.0 tackles for loss, a QB pressure, one pass defended and a fumble recovery ... Played in seven games as a redshirt freshman, registering six tackles and a fumble recovery ... Redshirted as a true freshman ... Graduated from Wake Forest with a degree in Sociology.

Personal:

- Earned all-metro defensive lineman and team MVP honors as a senior at Dunbar High School in Washington, DC.
- Credited with 89 tackles and 16.0 sacks in addition to 18 receptions with three touchdowns.
- Full name: Montique Sharpe (pronounced Mon-TEEK).
- Single, resides in Independence, Missouri.



SHARPE'S NFL STATISTICS



Year	Team	TACKLES			FUMBLES		SACKS	INTS	PASSES	QB	
		G-S	Solos	Asst.Total	Rec.	For.	No./Yds.	No./Yds.	Defensed	Pressures	
2003	Kansas City	5-0	5	3	8	0	0	1.0/7.0	0/0	0	0
Totals		5-0	5	3	8	0	0	1.0/7.0	0/0	0	0

Postseason: Recorded one tackle in one game in 2003.

Ten-Time Pro Bowler (1995-04)

68

Will SHIELDS

Guard • 6-3 • 320

Nebraska

Draft (No. 3 - 1993)

Born: September 15, 1971
Fort Riley, Kansas

NFL: 13 (13th with Chiefs)

GP/GS: (192/191) Playoffs: (7/7)



VETERANS

Pro Career:

Perennial Pro Bowl right guard is arguably the finest player at his position in the league today and is regarded by many as the NFL's finest offensive lineman, period ... Has earned 10 consecutive Pro Bowl appearances, the NFL's longest active streak and the longest string in Chiefs history ... Enters his 13th season in a Kansas City uniform, making him the longest-tenured player on the Chiefs roster ... Has been with Kansas City since joining the club as a third-round draft choice in '93, giving him two more years of experience than FB Tony Richardson, who signed on in '95 ... Continues to add to a number of franchise records for his durability and his exceedingly high level of play ... His 191 career starts are the highest total in team history ... In fact, only Green Bay QB Brett Favre (205) enters the 2005 campaign with a longer active starting streak than Shields' string of 191 straight games dating back to the second contest of the '93 campaign ... Has played in 192 consecutive games, the longest streak in team history ... His 192 games played are the third-highest tally in team history ... With eight more games of duty will become the first non-kicker in franchise annals to see action in 200 career contests ... The only Chiefs players who have played in more games are the club's all-time leading scorer K Nick Lowery (212) and Hall of Fame K Jan Stenerud (203) ... Could vault into second behind Lowery should he appear in at least 12 contests this season ... Of the seven modern-era guards in the Pro Football Hall of Fame, only Oakland's Gene Upshaw (217) has played in more career games than Shields. Other members

debut of QB Joe Montana and RB Marcus Allen in Kansas City uniforms ... Has been a mainstay in the Kansas City lineup since his initial NFL start a week later at Houston (9/12/93) ... Along with Chiefs Hall of Famer Ed Budde is the only other guard in team history to merit multiple Pro Bowl invitations. Budde was honored as an AFL All-Star or AFC Pro Bowler

EXTRA POINTS

Shields has played in 192 regular season contests and needs to see action in 12 more games to surpass Hall of Fame K Jan Stenerud (203) for second on Kansas City's all-time service chart.

seven times ('64, '67-'72) ... Pairs with 10-time Pro Bowl T Willie Roaf to give Kansas City a guard-tackle tandem with a combined 20 Pro Bowl appearances, the highest total of any active duo in the league ... As decorated as he is on the field, is perhaps even more highly regarded for his efforts off the field ... Was named the 2003 Walter Payton NFL Man of the Year, the most prestigious accolade that can be bestowed upon an active player ... Received that honor from Commissioner Paul Tagliabue prior to Super Bowl XXXVIII in Houston, Texas on January 30, 2004 ... Became the fourth player in Kansas City history to earn the Man of the Year trophy, joining the illustrious likes of Pro Football Hall of Fame enshrinees LB Willie Lanier ('72) and QB Len Dawson ('73), as well as the late nine-time Pro Bowl LB Derrick Thomas ('93) ... Only the Chicago Bears boast as many Man of the Year winners as the Chiefs ... Mild-mannered performer speaks volumes with his consistently high level of play ... Is an asset to the club both on the field and in the Kansas City community ... An instinctive performer who can out-smart, out-maneuver or simply overpower opponents and is endowed with an innate ability to decipher the best means of attacking each particular adversary ... Is equally effective in the trenches or the open field and is particularly adept as a lead blocker on plays which require a pulling guard ... Truly gifted performer has made his name at right guard, but has seen action in three games at tackle for the club, including a start at left tackle vs. Carolina (12/10/00) ... Was a member of the Chiefs "40 Years



NFL LEADERS

ACTIVE STARTING STREAKS



1. 205 Brett Favre, GB 1992-04
2. 191 Will Shields, KC 1993-04
3. 171 Kevin Mawae, NYJ 1994-04
4. 144 Derrick Brooks, TB 1995-04
5. 128 Jon Runyan, PHI 1997-04

of that distinguished HOF guard group include: Joe DeLamielleure (185 games), Tom Mack (184), John Hannah (183), Larry Little (183), Mike Munchak (159) and Billy Shaw (119) ... Saw his initial NFL duty at Tampa Bay (9/5/93), a game that also marked the

in Kansas City 40-Man Squad" in 2002 and joined Thomas as the only other active player who was named to the Chiefs 40th Anniversary Team in '99 ... Despite his highly-decorated status, is a true team player who puts the good of the whole ahead of his own personal gain ... Considered one of the most valuable performers on the Kansas City roster ... Has been a major factor in helping the Chiefs register more points (1,754) and more net yards of total offense (24,278) over the past four seasons than any other team in the league ... Has also been a guiding influence in the development of G Brian Waters, who entered the NFL as a rookie free agent in 2000 and earned his inaugural Pro Bowl berth a year ago ... For eight seasons was the junior member of the offensive line "Law Firm" which was referred to in the Arrowhead locker room as the single entity of Scott, Grunhard and Shields. That interior line triumvirate is widely regarded as one of the finest in the illustrious history of the franchise ... Was Kansas City's first pick in the '93 NFL Draft, going in the third round (74th overall) ... Arguably the steal of that year's annual selection meeting after being the 11th offensive lineman chosen.

Transactions: Signed a six-year contract with Kansas City (3/1/01) ... Signed a one-year tender as Kansas City's franchise player (8/2/00) ... Designated as Kansas City's franchise player (2/10/00) ... Signed a six-year contract with Kansas City (2/16/96) ... Signed three one-year contracts with Kansas City (5/3/93) ... Was Kansas City's top pick in the '93 NFL Draft, entering the league as a third-round (74th overall) selection.

**CHIEFS RECORD BOOK
MOST GAMES STARTED
CAREER**

1. 191 Will Shields 1993-04
2. 171 Jack Rudnay 1970-82
3. 164 Tim Grunhard 1990-00
4. 159 Len Dawson 1962-75
5. 157 Derrick Thomas 1989-99

* Stat kept since 1968

2004: Started 16 regular season games at right guard ... Earned his 10th straight trip to the Pro Bowl ... Joined G Brian Waters as a Pro Bowl selection, marking the first time two guards from the same team have made the Pro Bowl since Larry Allen and Nate Newton did it for Dallas following the '95 season ... Earned second-team All-Pro honors from AP and *Football Digest* ... Named to the All-AFC team by *Pro Football Weekly* ... A key cog in a Chiefs offense that led the NFL in total offense for the first time in team history, averaging 418.2 yards per game ... Started at San Diego (1/2/05), extending the longest streak of games played (192) and games started (191) in team history.

2003: Started 16 regular season games at right guard ... Earned his ninth straight trip to the Pro Bowl ... An AP All-Pro selection ... Anchored an offensive line that helped RB Priest Holmes set an NFL single-season record with 27 rushing TDs ... Started his

172nd game in a Chiefs uniform at Denver (12/7) to pass C Jack Rudnay for the most starts in Kansas City history ... Opened his 175th regular season game in a Chiefs uniform vs. Chicago (12/28), extending his record for the most starts in Kansas City history ... Started the club's AFC Divisional Playoff Game vs. Indianapolis (1/11/04).

2002: Started all 16 games at right guard ... Was selected to his eighth consecutive Pro Bowl, the longest streak by an offensive player in franchise history ... Earned first-team All-Pro honors from the Associated Press and *Football Digest* ... Was also an All-Pro pick of *The Sporting News* and was an All-NFL and All-AFC selection of *Pro Football Weekly* ... Part of a Kansas City offensive line that helped Holmes establish a franchise record with 1,615 rushing yards ... Started his 145th consecutive game vs. Jacksonville (9/15) to bypass Emmitt Thomas (144) for the longest streak in Chiefs annals since '68.

2001: Started all 16 games at right guard ... Was selected to the Pro Bowl for the seventh straight season ... Was named second-team All-NFL by the *College and Pro Football Newsweekly* ... Pushed his streak of consecutive games played to 144 and his starting streak to 143 contests ... A key member of the offensive line that helped RB Priest Holmes win the NFL rushing title with 1,555 yards.

2000: Captained the Chiefs offense along with C Tim Grunhard ... Opened 15 games at right guard and one at left tackle ... Selected to his sixth straight Pro Bowl ... Filled in at left tackle when starter John Tait left the game with an injury at New England (12/4). It was his second career action at tackle. He filled in at right tackle at Cleveland (9/24/95) when injuries sidelined John Alt and Jeff Criswell ... Made his first NFL start at left tackle vs. Carolina (12/10) in place of Tait ... Returned to his starting spot at right guard vs. Denver (12/17) ... Kansas City tied a franchise record by not permitting a sack in those three consecutive contests vs. the Patriots, Panthers and Broncos with Shields seeing substantial action at left tackle in two of those games.

1999: Started all 16 games at right guard and was named to the Pro Bowl for the fifth consecutive year ... Was a first-team All-Pro selection of *The Sporting News* ... A major contributor to the Chiefs ground game which ranked fourth in the NFL, averaging 130.1 yards per game ... Part of an offensive line that allowed just 26.0 sacks, the fourth-lowest total in the league ... Captained the offense vs. Denver (9/19), vs. Detroit (9/26) and at San Diego (10/3) ... Made his 100th consecutive start at right guard vs. New England (10/10).

1998: Started 16 games at right guard, earning Pro Bowl honors for a fourth straight year ... Got his first career reception in the third quarter of the monsoon game vs. Seattle (10/4), hauling in a Rich Gannon pass that was batted back at the line of scrimmage for a four-yard gain.

1997: Started all 16 regular season games and earned a third straight Pro Bowl appearance ... Received first-team All-NFL honors from *College and Pro Football Newsweekly* and second-team recognition from *Football Digest* ... Was a first-team

All-AFC pick of *Football News* ... Part of a Kansas City offensive line which helped the Chiefs roll up 135.7 rushing yards per game to rank fourth in the AFC and fifth in the NFL, marking the third straight season the club was among the league's top five rushing offenses ... Started in the playoffs vs. Denver (1/4/98), his sixth postseason appearance.

1996: Opened all 16 games at right guard ... Earned his second straight berth in the Pro Bowl, his first as a starter ... Became the first Kansas City guard to appear in back-to-back AFC-NFC Pro Bowls since Ed Budde in '71 and '72 ... Was a first-team All-AFC selection of both UPI and *Pro Football Weekly* ... Helped the Chiefs average 125.6 rushing yards per game, the league's fourth-best total.

1995: Made his first Pro Bowl appearance and was named first-team All-NFL by *USA Today* and *Sports Illustrated* ... Started all 16 regular season contests, in addition to the club's playoff tilt ... A pivotal part of a Chiefs offensive line which cleared a path for the NFL's top rushing offense, marking the first time in franchise history that Kansas City had ever led the league in that category ... That same offensive line was also proficient in protecting the passer, allowing an AFC-low 21.0 sacks ... Opened at right guard at Cleveland (9/24), but injuries to starting tackles John Alt and Jeff Criswell forced him to step in at the right tackle spot despite never previously taking a snap at that position.

1994: Started all 16 regular season games, plus one playoff contest at right guard ... Was a key reason the Chiefs permitted just 19.0 sacks, the fewest in Kansas City history and the third-fewest in the NFL in '94.

1993: Played in all 16 games (15 starts) at right guard as a rookie ... Also started three playoff contests ... His 18 combined starts were the most ever by a Chiefs rookie ... Named to almost every all-rookie squad, including *Pro Football Weekly*, *Football News* and *Football Digest* ... Earned the club's Mack Lee Hill Award, the team's most prestigious rookie honor ... Saw his first pro action at right guard when Dave Szott, the team's starting left guard, suffered a knee injury in the season opener at Tampa Bay (9/5) and starting right guard Danny Villa took Szott's spot ... The following week at Houston (9/12), Villa moved to left guard and Shields began his starting streak at right guard.

College: Was a rare three-time All-Big Eight choice ... Became the second Outland Trophy winner to ever play for the Chiefs (Bobby Bell, '62) ... Was also a finalist for the Lombardi Trophy in '92 ... Was a first team All-America selection of AP, *Football News*, Walter Camp and Kodak and a consensus All-Big Eight choice as a senior ... Was a second-team All-America pick by the AP, as well as a first-team All-Big Eight choice as a junior ... The first Husker lineman since C Dave Rimington ('80) to earn conference first-team honors as a sophomore ... Became the first player from the state of Oklahoma to play for the Huskers ... Owns a Communications degree from Nebraska.

**CHIEFS RECORD BOOK
MOST GAMES PLAYED**

1.	212	Nick Lowery	1980-93
2.	203	Jerrel Wilson	1963-77
3.	192	Will Shields	1993-04
4.	186	Jan Stenerud	1967-79
5.	183	Len Dawson	1962-75

Personal:

- Was an all-state choice at Lawton High School in Lawton, Oklahoma.
- Selected state Lineman of the Year by the *Daily Oklahoman*.
- Three-year letterman at guard and defensive tackle.
- Part of a squad that won the Class 5A state championship. That team was quarterbacked by former Kansas City Royals catcher Kelly Stinett and also included future NFL performers such as S James Trapp and RB Dewell Brewer.
- Was also a member of the track squad at Lawton High School.
- Established the "Will to Succeed Foundation," which has developed a number of innovative programs and has benefitted more than 100,000 individuals since the foundation's inception in '93. A complete listing of all Shields' charitable efforts are on the foundation's website at willtosucceed.org. Several major components of the "Will to Succeed Foundation" include: Serving as a spokesman and on the Board of Directors for the Marillac Center for Children which benefits



PHILANTHROPISTS OF THE YEAR

Chiefs 10-time Pro Bowl G Will Shields and his wife Senia were named the Philanthropists of the Year by the Kansas City Council on Philanthropy and were honored a banquet on May 11th. The Kansas City Council on Philanthropy helps non-profit professionals and volunteers make a difference in the community. Since the formation of their "Will to Succeed Foundation" in '93, more than 100,000 individuals have benefitted from the efforts and programs of the Shields' foundation. "I have had the distinct pleasure of witnessing first-hand the involvement Will and Senia have in the Kansas City community," Chiefs President Carl Peterson commented. "Simply put, they have done everything the right way."

- children with emotional and behavioral disorders; "Operation Breakthrough" which helps meet the needs of disadvantaged children served by St. Vincent's Family Center; "Team Esteem," a program for inner-city youths which rewards academic and personal improvement with trips to cultural events and Chiefs games.
- The "Will to Succeed Foundation" also benefits centers for abused and neglected children such as Safehome, Hope House and Synergy Services. Received the Henry B. Iba Citizen-Athlete Award in June of this year. Previous honorees have included Ozzie Smith and Karl Malone.
- The Shields were named the Philanthropists of the Year by the Kansas City Council of Philanthropy in May of 2005.
- Was named to the prestigious "40 Under Forty" list by *Ingram's* magazine in 2004, an honor that annually recognizes Kansas City's most influential and accomplished business and community leaders in Kansas City under 40 years of age.
- Was a finalist for the 2004 Byron "Whizzer" White Humanitarian Award.
- Received the "Tribute to a Champion Award" from the Midwest Leukemia and Lymphoma Society in February of 2004.
- Was also the recipient of the Kansas City Spirit Award in 2004.
- Named the 2003 Walter Payton NFL Man of the Year, becoming the fourth player in Chiefs history to earn that distinction.
- Has served as the Chiefs United Way spokesperson since 2003.
- Is also a board member for the Kansas City Stop Violence Coalition.
- Conducts annual youth football camps in his hometown of Lawton, Oklahoma, as well as locations in Iowa and New Jersey.
- Part of the "School is Cool Jam" conducted at the University of Nebraska which brought over 17,000 students together for the purpose of mentoring, motivating and stressing the importance of education.
- An active participant in the Reach Out and Read KC program and the Storytelling Celebration which both promote reading to Kansas City area youths.
- Chaired "United We Read," a metro-wide literary project in 2002.

- Elected into the Mid-America Education Hall of Fame for his work with his "Will to Succeed Foundation" and promoting academic excellence.
- Was named the NFL's Extra Effort Award winner for October of 2002 for his charitable work.
- Named the 2001 NFL Good Guy of the Year by *The Sporting News*.
- Received the inaugural "Arthur S. Arkush Humanitarian of the Year Award" presented by *Pro Football Weekly* in '99 which recognizes "an NFL player whose contributions to the community and charitable causes are both outstanding and hands-on."
- Was named one of the "Good Guys in Sports" by *The Sporting News* in 2000, 2002 and 2004.
- Was the 2000 NFL recipient of "The Citizenship Through Sports Award" which is presented by the Citizenship Through Sports Alliance which annually recognizes athletes from all sports for "outstanding citizenship, sportsmanship, ethical conduct and community service."
- Has provided color commentary for Metro Sports coverage of local high school football games.
- Full name: Will Herthie Shields.
- Married, wife Senia, one daughter, Sanayika (13), and two sons, Shavon (12) and Solomon (8).
- The Shields family resides in Overland Park, Kansas.

Additional Stats: Had one reception for four yards vs. Seattle (10/4/98).

Streaks and Milestones: Has started 191 consecutive games dating back to a contest at Houston (9/12/93), the longest streak in team history since '68. Owns the second-longest starting streak among active NFL players behind QB Brett Favre (205). His 191 total starts are the highest total in team history since '68. Has appeared in 192 straight games, the longest streak in team history. His 192 games played are third in team history. He needs to appear in 12 more games to move past K Jan Stenerud (203) for second.

Games Played/Games Started:

1993 (16/15), 1994 (16/16), 1995 (16/16), 1996 (16/16), 1997 (16/16), 1998 (16/16), 1999 (16/16), 2000 (16/16), 2001 (16/16), 2002 (16/16), 2003 (16/16), 2004 (16/16) — 192/191. **Playoffs:** 1993 (3/3), 1994 (1/1), 1995 (1/1), 1997 (1/1), 2003 (1/1) — 7/7.



**CHIEFS RECORD BOOK
MOST CONSECUTIVE
GAMES PLAYED**



1. 192 Will Shields 1993-04
2. 186 Jan Stenerud 1967-79
3. 180 Jim Tyrer 1961-73
4. 168 Bobby Bell 1963-74
5. 166 Buck Buchanan 1963-74



**CHIEFS RECORD BOOK
MOST PRO BOWL/
ALL-STAR SEASONS**



1. 10 Will Shields 1995-04
2. 9 Bobby Bell 1964-72
Derrick Thomas 1989-97
Jim Tyrer 1962-66, '68-71
5. 8 Buck Buchanan 1964-71
Willie Lanier 1968-75



**CHIEFS RECORD BOOK
MOST CONSECUTIVE
GAMES STARTED**



1.	191	Will Shields	Sept. 12, 1993 - Jan. 2, 2005
2.	144	Emmitt Thomas	Sept. 28, 1968 - Oct. 15, 1978
3.	134	Jim Lynch	Sept. 9, 1968 - Nov. 6, 1977
4.	120	Tim Grunhard	Sept. 5, 1993 - Oct. 29, 2000
5.	112	Jim Kearney	Sept. 9, 1968 - Dec. 16, 1975

* Stat kept since 1968



WALTER PAYTON NFL MAN OF THE YEAR WINNERS



Year	Pos.	Player	Team	Year	Pos.	Player	Team
1970	QB	Johnny Unitas	Baltimore	1988	WR	Steve Largent	Seattle
1971	QB	John Hadl	San Diego	1989	QB	Warren Moon	Houston
1972	LB	Willie Lanier	Kansas City	1990	LB	Mike Singletary	Chicago
1973	QB	Len Dawson	Kansas City	1991	T	Anthony Munoz	Cincinnati
1974	QB	George Blanda	Oakland	1992	QB	John Elway	Denver
1975	QB	Ken Anderson	Cincinnati	1993	LB	Derrick Thomas	Kansas City
1976	RB	Franco Harris	Pittsburgh	1994	LB	Junior Seau	San Diego
1977	RB	Walter Payton	Chicago	1995	QB	Boomer Esiason	N.Y. Jets
1978	QB	Roger Staubach	Dallas	1996	CB	Darrell Green	Washington
1979	DT	Joe Greene	Pittsburgh	1997	QB	Troy Aikman	Dallas
1980	WR	Harold Carmichael	Philadelphia	1998	QB	Dan Marino	Miami
1981	WR	Lynn Swann	Pittsburgh	1999	WR	Cris Carter	Minnesota
1982	QB	Joe Theismann	Washington	2000	LB	Derrick Brooks	Tampa Bay
1983	K	Rolf Benirschke	San Diego	DT	Jim Flanigan	Chicago	
1984	DT	Marty Lyons	N.Y. Jets	2001	RB	Jerome Bettis	Pittsburgh
1985	C	Dwight Stephenson	Miami	2002	CB	Troy Vincent	Philadelphia
1986	LB	Reggie Williams	Cincinnati	2003	G	Will Shields	Kansas City
1987	S	Dave Duerson	Chicago	2004	RB	Warrick Dunn	Atlanta

94

**Junior
SIAVII**

Defensive Tackle • 6-5 • 350

Oregon

Born: November 14, 1978
Pago Pago, American Samoa

Draft: (No. 2a - 2004)
NFL: 2 (2nd with Chiefs)
GP/GS: (12/0) **Playoffs:** (0/0)



Pro Career: Mammoth defensive tackle was the Chiefs top draft selection in 2004, joining the club as a second-round choice (36th overall) ... Powerful performer showed glimpses of his vast potential as a run stuffer and pass rusher during his rookie campaign ... Was hampered by a pair of leg injuries that cost him four contests a year ago, missing three games with a lower left leg contusion and one contest with a left ankle injury ... Expected to assume an expanded role on the Chiefs defensive front in 2005 ... Is continuing his development as an NFL player

after completing an unbelievable odyssey that began upon his high school graduation in American Samoa in '96 and culminated with his arrival in Kansas City in 2004 ... In '97, he made the over 5,000-mile trek from American Samoa to Salt Lake City under the false pretense that a college football scholarship would be awaiting him. Instead, he ended up toiling in a t-shirt factory and spending time living in a park before finally getting an opportunity to attend Dixie Junior College in St. George, Utah in '99. After a one-year playing stint at Butte Junior College in 2000,

completed his coursework at that school in 2001 before beginning his two-year playing career at the University of Oregon in 2002 ... Despite that circuitous path to the NFL, approaches his craft with an upbeat and enthusiastic attitude ... Continued to improve his strength and conditioning in the Chiefs off-season program ... Is still learning the intricacies of the game after spending just one season as a starter at the major college level ... Continues to benefit greatly from the football acumen of Chiefs defensive line coaches Bob Karmelowicz and Carl Hairston ... Has played in 12 games, totaling 12 tackles (seven solo), a sack (-9.0 yards) and three QB pressures.

Transactions: Signed a six-year contract with Kansas City (7/21/04) ... Originally entered the NFL as the Chiefs first pick in the second round (36th overall) of the 2004 NFL Draft. Kansas City acquired that pick from Detroit after sending its first-round choice (30th overall - used on RB Kevin Jones) to the Lions in exchange for a second-round choice (used on Siavii), a fourth-round pick (105th overall - used on WR Samie Parker) and a fifth-round pick in 2005 (147th overall - used on CB Alphonso Hodge).

2004: Played in 12 games at defensive tackle ... Was inactive for four contests ... Had 12 tackles (seven solo), including four for loss, a sack (-9.0 yards) and three QB pressures ... Produced his first NFL sack (-9.0 yards) of Jake Plummer at Denver (9/12) ... Registered three tackles vs. Carolina (9/19) ... Posted a QB pressure vs. Houston (9/26) ... Tallied two tackles at Baltimore (10/4) ... Had a tackle for loss at Jacksonville (10/17) ... Suffered a lower left leg contusion vs. Atlanta (10/24) and was inactive vs. Indianapolis (10/31), at Tampa Bay (11/7) and at New Orleans (11/14) with that injury ... Played as a reserve DT vs. New England (11/22) ... Was inactive due to a left ankle injury vs. San Diego (11/28) ... Saw duty as a reserve DT at Oakland (12/5) ... Produced three tackles at Tennessee (12/13) ... Registered two tackles and a QB pressure vs. Denver (12/19) ... Saw reserve duty at DT at San Diego (12/05).

College: Played in 25 games at Oregon, starting 13 contests ... Recorded 58 tackles (38 solos) with 2.5 sacks (-19.0 yards), 8.5 stops for loss (-28.0 yards), three passes defended and a fumble recovery ... Saw duty in 13 games (11 starts) at right defensive tackle as a senior ... Earned honorable mention All-Pac 10 honors ... Recorded 43 tackles (30 solo) with 2.0 sacks (-16.0 yards), 6.0 tackles for loss, a fumble recovery and a QB pressure ... Played

EXTRA POINTS

Siavii returned to his native Samoa during the 2005 off-season for the first time since he departed the South Pacific island in '97 when he originally came to the United States to pursue a football career.

in 12 games as a junior, registering 15 tackles (eight solo) with half a sack (-3.0 yards) and 2.5 tackles for loss (-6.0 yards) ... Was ineligible to play during 2001 and spent the year earning his degree at Butte Junior College, graduating from that school in May of 2002 ... Spent two years playing in the junior college ranks prior to transferring to Oregon ... Garnered All-NorCal Conference honors at Butte JC in Oroville, California in 2000 ... Registered 58 tackles and 9.0 sacks as a nose tackle ... Began his collegiate career at Dixie College in St. George, Utah in '99 ... Majored in Sociology at Oregon.

Personal:

- Attended Tafuna High School in Pago Pago, American Samoa, a U.S. territory located in the South Pacific halfway between Hawaii and New Zealand.
- A member of the 2004 Chiefs Rookie Club.
- Born Saousoalii Poe Siavii, Jr. (first name pronounced SOW-so-lee, last name pronounced See-uh-VEE).
- Single, resides in Lee's Summit, Missouri.



SIAVII'S NFL STATISTICS



Year	Team	G-S	TACKLES			FUMBLES		SACKS	INTS	PASSES	QB
			Solos	Asst.	Total	Rec.	For.	No./Yds.	No./Yds.	Defensed	Pressures
2004	Kansas City	12-0	7	5	12	0	0	1.0/9.0	0/0	0	3
Totals		12-0	7	5	12	0	0	1.0/9.0	0/0	0	3

SINGLE-GAME CAREER HIGHS

Tackles: 3 vs. Carolina (9/19/04)
at Tennessee (12/13/04)
Sacks: 1.0 at Denver (9/12/04)

QB Pressures: 1, three times, last
vs. Oakland (12/25/04)

FAST FACT

Kansas City owns a 12-1 record against AFC West opponents in December home games dating back to '90.



FAST FACT

Arrowhead Stadium will be the site of the 2006 Dr Pepper Big 12 Football Championship Game.



90

Ryan SIMS

Defensive Tackle • 6-4 • 315



Born: May 4, 1980

Spartanburg, South Carolina

North Carolina

Draft (No. 1 - 2002)

NFL: 4 (4th with Chiefs)

GP/GS: (37/31) Playoffs: (1/1)

Pro Career: Powerful defensive tackle enters his fourth campaign in Kansas City this season ... Can work at either the right or left defensive tackle position, but is expected to serve as the club's starter at the left defensive tackle post for the third consecutive season in 2005 ... Former first-round draft pick has started 29 of the club's last 32 contests on the defensive line ... Frequently wreaked havoc in the opposing backfields in 2004, recording a career-high 16 QB pressures ... Enjoyed his most productive campaign in 2003, racking up career highs with 83 tackles (41 solo) and 3.0 sacks (-13.0 yards) in his first full season as a starter ... Is an imposing presence on the defensive front ... His contributions as a rookie were limited to just six games due to a contract holdout and a season-ending elbow injury suffered in only his second pro start at San Diego (10/13/02) ... Should continue his development in his second season with defensive coordinator Gunther Cunningham, whose defensive schemes have traditionally taken full advantage of talented defensive linemen such as Sims ... Possesses the size, strength and agility to excel as both a run stuffer and a pass rusher ... Has shown glimpses of his vast promise as a potentially-dominating defensive tackle ... Owns 37 games of NFL experience with 31 starts, recording 127 tackles (67 solo), 5.0 sacks (-22.0 yards), one INT (eight yards), a fumble recovery, a forced fumble, 26 QB pressures and a pass defended ... Registered two tackles in one postseason start ... Was selected with the sixth overall pick in the 2002 NFL Draft, making him the highest Kansas City draft choice since the Chiefs selected the late LB Derrick Thomas with the fourth overall selection in the '89 NFL Draft ... His selection provided some draft-day hijinx as the Chiefs moved up two spots with Dallas to select him. Kansas City made the trade, but Minnesota was actually on the clock since Dallas had not officially notified the NFL of the trade before time had expired on the pick. In the end, Kansas City was able to obtain Sims with the sixth overall selection.

Transactions: Signed a seven-year contract with Kansas City (8/28/02) ... Originally entered the NFL as the Chiefs first-round selection (sixth overall) in the 2002 Draft. Kansas City moved up two spots with Dallas to make that pick. Kansas City obtained the Cowboys first-round choice (sixth overall - used on Sims) in exchange for the Chiefs

first-round selection (eighth overall - used on S Roy Williams) and third-round pick (75th overall - used on CB Derek Ross) in 2002, as well as Kansas City's sixth-round pick in 2003 (186th overall - used on WR Zuriel Smith).

EXTRA POINTS

Sims' father, Ronnie, played pro baseball in the Boston Red Sox farm system. Sims had the baseball diamond at his high school alma mater renamed in his father's honor.

2004: Played in 15 games (13 starts) at left DT and was inactive for one game with a left hamstring injury ... Amassed 30 tackles (13 solo), three stops behind the line, 2.0 sacks (-9.0 yards) and a career-high 16 QB pressures ... Recorded two tackles and two QB pressures at Denver (9/12) ... Tallied four tackles and a QB pressure vs. Carolina (9/19) ... Produced four tackles and one QB pressure vs. Houston (9/26) ... Had a sack of Kyle Boller before leaving the game with a left hamstring strain at Baltimore (10/4) and was inactive at Jacksonville (10/17) with that injury ... Registered three tackles, including one for loss and a career-high three QB pressures vs. Atlanta (10/24) ... Compiled two tackles and a QB pressure at New Orleans (11/14) ... Tied a career high with three QB pressures vs. New England (11/22) ... Totaled three tackles and a QB pressure vs. San Diego (11/28) ... Registered a sack of Billy Volek at Tennessee (12/13) ... Collected two tackles at San Diego (1/2/05).

2003: Started 16 games at NT ... Registered 83 tackles (41 solo) with five behind the line, 3.0 sacks (-13.0 yards) and seven QB pressures ... Also had one fumble recovery, one forced fumble and one interception (eight yards) ... Tallied 10 tackles and a career-high 2.0 sacks (-8.0 yards) of Tommy Maddox vs. Pittsburgh (9/14) ... Registered nine tackles and a sack (-5.0 yards) of Kyle Boller at Baltimore (9/28) ... Forced a RB Clinton Portis fumble vs. Denver (10/5) ... Left the game in the first quarter at Green Bay (10/12) with a mild head trauma, but returned to action in the second half ... Registered his initial NFL interception (eight yards) off Drew Bledsoe vs. Buffalo (10/26) ... Recovered a RB James Jackson fumble vs. Cleveland (11/9) ... Recorded eight

tackles at Cincinnati (11/16) ... Amassed a career-high 12 tackles (10 solo) vs. Oakland (11/23) ... Started the club's AFC Divisional Playoff contest vs. Indianapolis (1/11/04), registering two tackles.

2002: Saw action in six games (two starts) at DT before suffering a dislocated left elbow ... Accounted for 14 tackles (six solo), including two stops for a loss, a pass defended and three QB pressures ... Recorded four tackles, including one for loss in his first NFL game at Cleveland (9/8) ... Totaled two tackles vs. Jacksonville (9/15) ... Had two tackles and two QB pressures at New England (9/22) ... Registered two tackles, a pass defended and a QB pressure vs. Miami (9/29) ... Recorded four tackles with one for a loss in his first career NFL start at the N.Y. Jets (10/6) ... Suffered a dislocated left elbow on the club's first defensive series and did not return at San Diego (10/13) ... Was placed on injured reserve on October 16th with that injury.

College: A three-year starter who appeared in 43 games (33 starts) at North Carolina ... Finished his college career with 167 tackles (83 solo), 14.0 sacks (-87.0 yards), 28.0 tackles for loss, 11 passes defended, 40 QB pressures and a fumble recovery ... Former college teammate of the second overall pick in the 2002 NFL Draft, DE Julius Peppers, who was tabbed by Carolina ... A first-team All-Atlantic Coast Conference choice and a second-team All-America selection as a senior when he recorded 51 tackles (23 solo) and four passes defended ... Led the squad with 20 QB pressures, ranked second on the team with 5.0 sacks (-30.0 yards) and was third with 8.0 tackles for loss ... Started all 11 games during his junior campaign, registering 52 tackles (26 solo), 6.0 sacks (-36.0 yards), 9.0 stops for loss, 11

quarterback pressures, three passes defended and his only career fumble recovery ... Opened all 11 games as a sophomore for the Tar Heels, recording 33 tackles (19 solo), a sack (-7.0 yards) and 6.0 stops behind the line ... Also had four QB pressures and two passes defended that season ... Appeared in all 11 games as a reserve defensive tackle and was one of only four true freshmen to play for the Tar Heels ... Worked under former Chiefs assistant coach John Bunting, who currently serves as head coach of the Tar Heels. Bunting was a member of Dick Vermeil's Super Bowl XV squad in Philadelphia and served as defensive coordinator with Vermeil in St. Louis. He also won two USFL titles as a player for Carl Peterson's Baltimore/Philadelphia Stars ... Majored in Communications at North Carolina.

Personal:

- A first-team all-state, all-region and all-area selection at Paul M. Dorman High School in Spartanburg, South Carolina.
- Named the top defensive lineman in the state by the *Greenville News*.
- Team captain and defensive Most Valuable Player for the South Carolina squad in the Shrine Bowl.
- Had 61 tackles, including 15.0 tackles for loss, 8.0 sacks, two pass breaks and one forced fumble as a senior.
- Threw the shot put and the discus for the track team.
- Finished second in the region in the shot.
- Attended the Boys & Girls Club as a child and has served as a volunteer at the Boys & Girls Clubs of Greater Kansas City.
- Full name: Ryan O'Neal Sims.
- Single, resides in Overland Park, Kansas.



SIMS' NFL STATISTICS



Year	Team	G-S	TACKLES			FUMBLES		SACKS	INTS	PASSES	QB
			Solos	Asst.	Total	Rec.	For.	No./Yds.	No./Yds.	Defensed	Pressures
2002	Kansas City	6-2	6	8	14	0	0	0.0/0.0	0/0	1	3
2003	Kansas City	16-16	41	42	83	1	1	3.0/13.0	1/8	0	7
2004	Kansas City	15-13	13	17	30	0	0	2.0/9.0	0/0	0	16
Totals		37-31	60	67	127	1	1	5.0/22.0	1/8	1	26

POSTSEASON

Year	Team	G-S	TACKLES			FUMBLES		SACKS	INTS	PASSES	QB
			Solos	Asst.	Total	Rec.	For.	No./Yds.	No./Yds.	Defensed	Pressures
2003	Kansas City	1-1	1	1	2	0	0	0.0/0.0	0/0	0	0
Totals		1-1	1	1	2	0	0	0.0/0.0	0/0	0	0

SINGLE-GAME CAREER HIGHS

Tackles: 12 (two solo) vs. Oakland (11/23/03)
Sacks: 2.0 vs. Pittsburgh (9/14/03)
Passes Defended: 1 vs. Miami (9/29/02)
QB Pressures: 3 vs. Atlanta (10/24/04)
 vs. New England (11/22/04)

Fumble Recoveries: 1 vs. Cleveland (11/9/03)
Forced Fumbles: 1 vs. Denver (10/5/03)
Interceptions: 1 vs. Buffalo (10/26/03)

30

McKenzie SMITH

Running Back • 5-8 • 196



Born: October 19, 1981
Pasadena, California

Washington State
Free Agent (2005)
NFL: 1 (1st with Chiefs)
GP/GS: (0/0) Playoffs: (0/0)

Pro Career: Talented young running back who is making his second trek to training camp with the Chiefs after entering the NFL as a rookie free agent a year ago ... Rejoined the club in 2005 after spending the final week of the 2004 season on the Chiefs practice squad ... Will battle for a role at reserve running back and on special teams in the preseason ... A shifty runner who is also an adept receiver out of the backfield ... Honed his skills with the Amsterdam Admirals of NFL Europe this spring.

Transactions: Signed a two-year contract with Kansas City (1/31/05) ... Added to Kansas City's practice squad (12/29/04) ... Released by Kansas City City (8/31/04) ... Signed a two-year contract as a rookie free agent with Kansas City (4/27/04).

NFL Europe (2005): Appeared in 10 games (five starts) for the Amsterdam Admirals ... Ranked third in NFL Europe with 147 carries for 711 yards (4.8 avg.) with two TDs ... Caught 13 passes for 105 yards (8.1 avg.) and returned 14 kickoffs ... Was named NFL Europe Co-Offensive Player of the Week along with fellow RB Jarrett Payton after a 48-10 win vs. Frankfurt (5/8) in which Amsterdam racked up 334 rushing yards, an NFL Europe single-game record ... Registered an 18-yard TD run in the club's 27-21 victory in World Bowl XIII vs. Berlin (6/11).

College: A two-year performer at Washington State ... Played in 25 games (eight starts), rushing 296 times for 1,245 yards (4.2 avg.) with 15 TDs ... Also caught 48 passes for 525 yards (10.9 avg.) with three TDs and returned 15 kickoffs for 250 yards (16.7 avg.)

... Saw duty in all 13 games (eight starts) as a senior, earning All-Pac 10 second-team honors ... Carried the ball 224 times for 961 yards (4.3 avg.) with 10 TDs and ranked third on the squad with 33 receptions for 349 yards (10.6 avg.) with one score ... Also returned

EXTRA POINTS

Smith goes by his middle name of McKenzie which he believes to be more unique than Jonathan.

six kickoffs for 109 yards (18.2 avg.) ... Played in 12 games as a junior, rushing 72 times for 284 yards (3.9 avg.) with five TDs ... Caught 15 passes for 176 yards (11.7 avg.) with two scores and returned nine kickoffs for 250 yards (16.7 avg.) ... Began his college career at Pasadena Community College in Pasadena, California ... Totaled 223 carries for 2,049 yards (9.2 avg.) with 22 TDs in 2001, earning Junior College Gridware All-America and conference player of the year honors ... Set a JUCO record with 515 all-purpose yards in a single game ... Did not play football in 2000 ... Majored in Humanities and Liberal Arts at Washington State.

Personal:

- Earned league MVP honors as a senior at Narbonne High School in Pasadena, California.
- Led all South Bay rushers with 1,679 yards on 146 carries and 22 touchdowns.
- Full name: Jonathan McKenzie Smith.
- Single, resides in Cypress, California.

17

Richard SMITH

Wide Receiver • 5-10 • 191



Born: July 16, 1980
Shreveport, Louisiana

Arkansas
Free Agent (2004)
NFL: 1 (1st with Chiefs)
GP/GS: (4/0) Playoffs: (0/0)

Pro Career: Former collegiate track star is making his second trek to training camp with Kansas City in 2005 ... Entered NFL as a rookie free agent a year ago and made the Chiefs Opening Day 53-man roster ... Played in the first three games of the season before spending the next 12 weeks on Kansas City's

practice squad ... Returned to the active roster for the final two games ... Looks to build on his experience from a year ago while battling for a reserve wide receiver spot ... Speedy performer also has the ability to make an impact in various capacities on special teams ... Has seen action in four NFL contests.

Transactions: Signed a three-year contract with Kansas City (12/24/04) ... Added to Kansas City's practice squad (9/29/04) ... Released by Kansas City (9/27/04) ... Signed a two-year contract as a rookie free agent with Kansas City (4/27/04).

2004: Played in four games as a reserve WR and was inactive for one contest ... Appeared in his first career NFL game at Denver (9/12) ... Played as a reserve vs. Carolina (9/19) and vs. Houston (9/26) ... Was released on September 27th and added to the practice squad on September 29th ... Was promoted to the 53-man roster on December 24th ... Played as a reserve WR vs. Oakland (12/25) ... Was inactive at San Diego (1/2/05).

College: Two-sport athlete at Arkansas appeared in 49 games (35 starts) ... Had 135 receptions for 1,858 yards (13.8 avg.) with 17 touchdowns ... Also earned two All-America honors while competing in the triple jump and long jump ... Saw duty in 13 games (11 starts) as a senior, finishing second on the team with 30 catches for 573 yards (19.1 avg.) with seven touchdowns ... Earned two All-America honors in track and field by finishing eighth in the long jump and seventh in the triple jump at the NCAA Indoor Championships, helping the squad win the National Championship ... Started 12 of the team's 14 games as a junior ... Ranked second on the team with 34 catches for 582

yards (17.1 avg.) with four TDs ... Also posted seven special teams tackles ... Finished 14th in the triple jump at the NCAA Outdoor Championships ... Started all 11 games his sophomore season, hauling in 38 receptions for 383 yards (10.1 avg.) with a team-high five receiving TDs ... Competed in the long jump and triple jump ... Selected to the All-SEC Freshman team after setting a school freshman record with 33 catches for 320 yards and a TD as a redshirt freshman ... Also competed in track and field ... Graduated with a degree in Education from Arkansas.

EXTRA POINTS

Smith served an internship with the Hyatt Regency Crown Center in Kansas City during the 2005 off-season.

Personal:

- A two-sport standout at Evangel Christian High School in Shreveport, Louisiana.
- Caught 84 passes for 1,700 yards (20.2 avg.) as a senior.
- Finished second in the state long jump and triple jump as a senior.
- Full name: Richard Smith, Jr.
- Married, wife Jennifer.
- The Smiths reside in Independence, Missouri.

One-Time Pro Bowler (2003)

55

Gary

STILLS

Linebacker • 6-2 • 250

Born: July 11, 1974
Trenton, New Jersey

West Virginia
Draft (No. 3a - 1999)
NFL: 7 (7th with Chiefs)
GP/GS: (72/1) Playoffs: (1/0)



Pro Career: Ferocious Pro Bowl special teams phenom enters his seventh season with the Chiefs in 2005 ... Earned his initial All-Star invitation as a special teams performer following the 2003 campaign, becoming the first player in Kansas City history to earn that distinction in a role other than a kick returner ... Expected to continue his special teams exploits in 2005 ... Has worked as both an outside linebacker and as a rush end in his previous six seasons with Kansas City ... Will likely shift back to the linebacker post this season after spending the past three campaigns as a rush end ... Has captained the Chiefs specialty units for the past three seasons ... Helped pave the way for WR Dante Hall to return two kickoffs for a touchdown in 2004 ... Has led the club in special teams tackles each of the last four seasons ... Set a Chiefs single-season record with 34 special teams tackles in 2002 ... His 63 special teams stops from 2002-03 also ranked as the best two-year total in team history ... Already owns 123 career special teams takedowns, needing just 24 more to overtake LB Greg Manukey (147) for the most in franchise

history ... Produced his finest season on defense in 2003 when he set career highs with 33 tackles, 3.0 sacks (-35.0 yards), three passes defended and seven QB pressures ... Spent time working at linebacker for the Frankfurt Galaxy of NFL Europe in 2001 ... Possesses blazing quickness off the edge on defense and has an uncanny knack for always finding the ball on special teams ... Plays the game at an extremely high intensity level and is an explosive hitter ... Has seen action in 72 regular season games (one start), taking snaps on defense in 51 of those games ... Owns 80 tackles (41 solo), 7.5 sacks (-62.5 yards), four fumble recoveries, three passes defended and 19 QB pressures during his first six pro seasons ... Has amassed all of his 123 special teams stops over the past five seasons to go with three fumble recoveries three forced fumbles on special teams ... Has also played in one postseason game, recording two tackles (one solo) and two special teams stops.

Transactions: Signed a four-year contract with Kansas City (2/27/03) ... Signed a one-year contract with Kansas City (4/20/02) ... Signed a three-

year contract with Kansas City (7/26/99) ... Tabled by the Chiefs with the first of their two selections (75th overall) in the third round of the '99 NFL Draft.

2004: Played in 16 games on defense and special teams ... Had 15 tackles (six solo), including one for loss, six QB pressures, 2.5 sacks (-22.5 yards) and a fumble recovery ... Was first on the team with 25 special teams tackles to go with a fumble recovery on special teams ... Amassed one QB pressure and one special teams tackle vs. Carolina (9/19) ... Recorded two special teams stops vs. Houston (9/26), including the 100th special teams tackle of his career ... Registered a season-high four tackles, a sack of Kyle Boller and two QB pressures to go with one special teams tackle at Baltimore (10/4) ... Produced one tackle and two special teams stops at Jacksonville (10/17) ... Talled a team-high three special teams stops vs. Indianapolis (10/31) and at Tampa Bay (11/7) ... Posted two special teams stops at New Orleans (11/14) and vs. New England (11/22) ... Compiled three tackles with one behind the line and a sack of Kerry Collins on Oakland's final drive to go with two special teams tackles at Oakland (12/5) ... Recovered a RB Chris Brown fumble on defense and a WR Jason McCadley fumble on the final kickoff return of the game to go with two tackles and one special teams tackle at Tennessee (12/13) ... Posted a tackle, a half of a sack of Jake Plummer and one QB pressure vs. Denver (12/19) ... Recorded one tackle and one special teams stop vs. Oakland (12/25) ... Produced three tackles and three special teams stops at San Diego (1/2/05).

2003: Played in 16 games on special teams and 14 games as a reserve on defense ... Was named to the All-Joe Team for his special teams exploits by *USA Today* ... Produced 33 tackles (17 solo), including three for loss, 3.0 sacks (-35.0 yards), three passes defended, seven QB pressures and one fumble recovery ... Led the team with 29 special teams tackles in addition to two forced fumbles and one fumble recovery on special teams ... Registered four tackles, a sack of Tommy Maddox and three special teams stops vs. Pittsburgh (9/14) ... Produced three tackles and three special teams stops at Houston (9/21) ... Recorded four tackles, a sack of Kyle Boller and one pass defended at Baltimore (9/28). Also had three special teams tackles ... Registered three special teams stops vs. Denver (10/5). Also forced and recovered a CB Deltha O'Neal fumble on a punt return ... Recorded a career-high five tackles at Oakland (10/20) ... Tied that career mark with five solo tackles and three special teams takedowns vs. Buffalo (10/26) ... Amassed three special teams stops and forced a fumble by WR Andre' Davis on a kickoff return vs. Cleveland (11/9) ... Posted three special teams

tackles vs. Oakland (11/23) ... Registered a career-high three QB pressures and recovered a QB Doug Flutie fumble at San Diego (11/30) ... Amassed a sack of Rex Grossman and three special teams tackles vs. Chicago (12/28) ... Posted two tackles and two special teams stops in the club's AFC Divisional Playoff Game vs. Indianapolis (1/11/04).

EXTRA POINTS

Stills is adamant about changing his shoes at halftime of every game because he feels that they are worn out after the first half and wants a new pair to feel comfortable on his feet in the second half.

2002: Saw action in 16 games at defensive end with one start, in addition to special teams duty ... Was named the squad's 2002 special teams captain ... Produced 31 defensive stops (17 solo), including five behind the line with 2.0 QB sacks (-5.0 yards), one fumble recovery and three QB pressures ... Set a franchise record with a career-high 34 special teams tackles (25 solo) and a forced fumble on special teams ... Made his first NFL start at left DE at New England (9/22) ... Registered four tackles and his first career NFL sack of Chad Pennington at the N.Y. Jets (10/6) ... Recorded four special teams stops and forced a WR Tamarick Vanover fumble on a punt return at San Diego (10/13) ... Totaled three tackles, a sack of WR Ricky Proehl and one special teams stop vs. St. Louis (12/8) ... Recorded two tackles and recovered a WR Reche Caldwell fumble with 43 seconds remaining to clinch a 24-22 win vs. San Diego (12/22). Piled up a career-high five special teams tackles to pass LB Ken Jolly (28 in '84) for the highest seasonal special teams tackle total in Chiefs history.

2001: Saw action on special teams in 10 games and on defense in two contests ... Was inactive for six games with a groin injury ... Had one tackle on defense, plus a team-high 18 special teams tackles and a fumble recovery on special teams ... Saw special teams duty vs. Oakland (9/9), vs. the N.Y. Giants (9/23), at Washington (9/30) and at Denver (10/7) ... Saw his first action of the season on defense as a rush end vs. Pittsburgh (10/14) ... Was inactive at Arizona (10/21), vs. Indianapolis (10/25), at San Diego (11/4), at the N.Y. Jets (11/11), vs. Seattle (11/25) and vs. Philadelphia (11/29) due to a groin injury suffered vs. Pittsburgh (10/14) ... Returned to action on special teams at Oakland (12/9) ... Recorded three special teams takedowns vs. Denver (12/16), as well as his first NFL tackle on defense ... Had three special teams tackles at Jacksonville (12/30) and recovered a WR Micah Ross fumble on a kickoff return ... Made three special teams stops at Seattle (1/6/02).

NFL Europe (2001): Started seven of 10 games for the Frankfurt Galaxy ... Tied for the lead in the NFL-E and led the Galaxy with 9.5 sacks, earning All-NFLEL honors ... Also led the Galaxy with 54 tackles (41 solo) ... Added three passes defended, one forced fumble and two tackles on special teams ... Was named NFL Europe Defensive Player of the Week vs. Barcelona (6/23) after collecting seven tackles, 3.5 sacks and a forced fumble.

**CHIEFS RECORD BOOK
MOST SPECIAL TEAMS
TACKLES, CAREER**

1.	147	Greg Manusky	1994-99
2.	123	Gary Stills	1999-04
3.	97	Danan Hughes	1993-98
4.	96	Tony Richardson	1995-04
5.	94	Louis Cooper	1985-90

2000: Played in 12 games on special teams and in three games on defense (two at DE and one at LB) ... Was second on the club with 17 special teams stops, adding two QB pressures and a fumble recovery ... Was inactive vs. Indianapolis (9/3) ... Had a pair of special teams stops vs. San Diego (9/17) ... Saw reserve duty at DE in pass rush situations at Denver (9/24), recovering a QB Gus Frerotte fumble forced by S Greg Wesley in Kansas City's 23-22 comeback win ... Recorded a season-high four special teams tackles vs. Seattle (10/2) ... Was inactive vs. Oakland (10/15), vs. St. Louis (10/22) and at Seattle (10/29) ... Racked up two special teams stops apiece at San Diego (11/26), vs. Carolina (12/10) and vs. Denver (12/17).

1999: Saw duty on special teams in two games, but did not record any stats ... Was inactive for 14 games ... Played on special teams vs. San Diego (10/31) and at Oakland (11/28).

College: A two-year starter at rush linebacker for West Virginia, seeing duty in 30 career games (17 starts) in three collegiate seasons ... Concluded his career with 159 tackles (109 solo), 26.0 sacks (-148.0 yards), a fumble recovery and four forced fumbles ... His 26.0 career sacks ranked second in school history ... Also had 18.0 tackles for loss, 24 QB pressures and eight passes defended ... Started eight games and was a first-team All-Big East pick as a junior ... Ranked fourth in the conference with 10.0 sacks (-58.0 yards) and was credited with a pair of forced fumbles and four passes defended ... Fractured his left kneecap in the Ohio State game ... Invited to the East-West Shrine Game and the Senior Bowl ... Played in 11 games (nine starts) and received first-team All-Big East accolades as a sophomore ... Ranked second in the Big East with a career-

best 12.0 sacks (-71.0 yards), adding 67 tackles (46 solo), a fumble recovery, a forced fumble, three passes defended and 12 QB pressures ... Tied Steve Hathaway's school record with 4.0 sacks of current N.Y. Jets QB Chad Pennington in his first start at rush linebacker vs. Marshall ... Saw action in 11 games as a redshirt freshman, making 34 tackles (25 solo), 4.0 sacks (-19.0 yards), a forced fumble and five QB pressures ... Did not play football as a true freshman ... Majored in Sports Management at West Virginia.



**CHIEFS RECORD BOOK
MOST SPECIAL TEAMS
TACKLES, SEASON**



1. 34 Gary Stills 2002
2. 29 Gary Stills 2003
3. 28 Ken Jolly 1984
4. 27 Albert Lewis 1983
Todd McNair 1990
Bennie Thompson 1992
Greg Manusky 1999

Personal:

- Attended Valley Forge Military Academy in Valley Forge, Pennsylvania.
- Registered 162 tackles with 7.5 sacks as a senior.
- Produced a whopping 22 tackles in a single game during his senior campaign in '94.
- Rated the fifth-best linebacker prospect in the East by *Blue Chip Illustrated*.
- Established the "Gary Stills Youth Foundation" in 2002 to provide programs and services to the inner-city youth and their families in his hometown of Trenton, New Jersey.
- Full name: Gary Stills.
- Single, resides in Kansas City, Missouri.



STILLS' NFL STATISTICS



Year	Team	G-S	TACKLES			FUMBLES		SACKS No./Yds.	INTS No./Yds.	PASSES Defensed	QB Pressures
			Solos	Asst.	Total	Rec.	For.				
1999	Kansas City	2-0	0	0	0	0	0	0.0/0.0	0/0	0	0
2000	Kansas City	12-0	0	0	0	1	0	0.0/0.0	0/0	0	2
2001	Kansas City	10-0	1	0	1	0	0	0.0/0.0	0/0	0	1
2002	Kansas City	16-1	17	14	31	1	0	2.0/5.0	0/0	0	3
2003	Kansas City	16-0	17	16	33	1	0	3.0/35.0	0/0	3	7
2004	Kansas City	16-0	6	9	15	1	0	2.5/22.5	0/0	0	6
Totals		72-1	41	39	80	4	0	7.5/62.5	0/0	3	19

Additional Stats: Has 123 special teams tackles - 17 in 2000, 18 in 2001, 34 in 2002, 29 in 2004 and 25 in 2004. Had a fumble recovery on a kickoff return at Jacksonville (12/30/01) and at Tennessee (12/13/04). Has three forced fumbles on special teams - one in 2002 and two in 2003. Recovered a fumble on a punt return vs. Denver (10/5/03).

POSTSEASON

Year	Team	G-S	TACKLES			FUMBLES		SACKS No./Yds.	INTS No./Yds.	PASSES Defensed	QB Pressures
			Solos	Asst.	Total	Rec.	For.				
2003	Kansas City	1-0	1	1	2	0	0	0.0/0.0	0/0	0	0
Totals		1-0	1	1	2	0	0	0.0/0.0	0/0	0	0

Additional Stats: Had two special teams tackles in 2003.

SINGLE-GAME CAREER HIGHS

Tackles: 5 at Oakland (10/20/03)
vs. Buffalo (10/26/03)

Fumble Recoveries: 1, four times, last
at Tennessee (12/13/04)

Sacks: 1.0, seven times, last at Oakland (12/5/04)

Sp. Teams Tackles: 5 vs. San Diego (12/22/02)

QB Pressures: 3 at San Diego (11/30/03)

Two-Time Pro Bowler (2002-03)

23

Patrick SURTAIN

Cornerback • 5-11 • 195



VETERANS

Born: June 19, 1976
New Orleans, Louisiana

Southern Mississippi
Trade - Miami (2005)
NFL: 8 (1st with Chiefs)
GP/GS: (108/82) Playoffs: (7/5)

Pro Career: One of the NFL's elite cornerbacks joined the Chiefs after being acquired in a trade with Miami on April 23rd ... Two-time Pro Bowler is expected to make an immediate impact to the Kansas City secondary ... "The most important thing about Patrick is that he's a tremendous cover guy," Chiefs defensive coordinator Gunther Cunningham observed. "He comes up with the ball and gets turnovers." ... Brings a wealth of talent and experience to Kansas City, boasting seven highly-productive seasons with the Dolphins ... Owns coverage skills that Cunningham has compared to former Chiefs Pro Bowl CBs James Hasly and Dale Carter ... Possesses all of the physical attributes desired in a cornerback with good size, tremendous hands, superior change-of-direction skills and an uncanny ability to get his hands on the ball ... Accomplished leader is equally adept at locking up receivers in press coverage or dropping back in zone schemes ... Known for his hard-working attitude and intensity, should be a valuable commodity in the Chiefs locker room and a distinguished example for the club's younger defenders ... Owns the league's third-highest interception total since 2000, producing 25 of his 29 career INTs in that time period ... Knows how to find the end zone once he gets his hands on the football, returning two of his INTs to touchdowns ... Was unquestionably a key to much of Miami's defensive success as the Dolphins posted a remarkable 20-6 record in games when he made an interception ... Supremely athletic, playoff-tested veteran, appeared in seven post-season games with Miami, making five starts ... Also has the ability to blitz the quarterback, boasting 6.5 career sacks, the most by a defensive back in Dolphins history ... An extremely durable performer who has missed just four total games in his NFL career ... Earned first-team All-Pro honors from *The Sporting News* and an All-AFC nod from *Pro Football Weekly* in 2003 after ranking fourth in the NFL with a career-high seven picks ... May have enjoyed his most productive season last year as he recorded a career-best 71 tackles (54 solo) to go with a sack, 11 passes defended, four interceptions and two fumble recoveries ... His intensity and graceful coverage skills landed him a significant role almost immediately in his rookie season, seeing action in all 16 games as the club's nickel defender in '98 ... His 29 tackles and two INTs earned him All-Rookie honors from *College and Pro Football Newsweekly* in his first pro season ... Has appeared in 108 games (82 starts) during his previous seven NFL seasons ...

Owns 398 tackles (314 solo), 29 INTs for 298 yards and two TDs ... Also racked up 6.5 sacks (-47.0 yards), four fumble recoveries, three forced fumbles and 96 passes defended ... Also has 23 tackles and a fumble recovery on special teams ... Has seen duty in seven postseason contests (five starts), registering 26 tackles (22 solo), four passes defended and one special teams tackle.

EXTRA POINTS

Following his senior season, Surtain started in the Louisiana High School All-Star Football Game in place of current Indianapolis QB Peyton Manning.

Transactions: Signed a seven-year contract with Miami (4/23/05) and was subsequently traded to Kansas City along with a 2005 fifth-round draft pick (138th overall - used on LB James Grigsby) in exchange for a second-round draft pick (46th overall - used on DE Matt Roth) and a fifth-round draft pick (162nd overall - used on T Anthony Alabi) ... Signed a four-year contract with Miami (3/8/01) ... Signed a four-year contract with Miami (7/21/98) ... Entered the NFL as a second-round draft choice (44th overall) of Miami in the '98 NFL Draft.

2004: Started 15 games at left CB, registering 71 tackles, a sack (-11.0 yards), four interceptions for two yards, two fumble recoveries, 11 passes defended and three QB pressures ... Was inactive for one contest ... Named an alternate for the Pro Bowl, but did not participate in that contest ... Had three tackles and an interception off Ben Roethlisberger vs. Pittsburgh (9/26) ... Recorded seven tackles vs. the N.Y. Jets (10/3) ... Recorded five tackles and intercepted a Tom Brady pass at New England (10/10) ... Tallied seven stops at Buffalo (10/17) ... Totaled six tackles at the N.Y. Jets (11/1) ... Produced a club-high 12 tackles, a sack of Trent Dilfer, an interception off Dilfer and two passes defended at Seattle (11/21), becoming the first Dolphins player to record an interception and sack in the same game since LB Zach Thomas did it at Dallas (11/27/03). Moved past CB Jerry Wilson and S Liffort Holey for the most sacks by a defensive back in Dolphins history with 6.5 sacks ... Registered an INT off Luke McCown and recovered a S Arturo Freeman fumble after Freeman had intercepted a McCown pass vs. Cleveland (12/26).

2003: Opened 15 games at left cornerback ... Named to his consecutive Pro Bowl as a starter ... Earned All-Pro honors from *The Sporting News* and named second-team All-Pro by the Associated Press and *Football Digest* ... Was an All-AFC selection by *Pro Football Weekly* ... Registered 57 tackles (41 solo), a career-high seven INTs for 59 yards and a club-best 15 passes defended ... The club posted a 5-0 record in games when he had an interception ... Intercepted a Vinny Testaverde pass vs. the N.Y. Jets (9/14) ... Had an interception off RB Travis Henry on a halfback option play vs. Buffalo (9/21) ... Recorded two interceptions off of Kerry Collins at the N.Y. Giants (10/5) ... Registered two interceptions off of Drew Brees at San Diego (10/27), a game played in Tempe, Arizona ... Named the AFC Defensive Player of the Month for October, recording 19 tackles and four interceptions ... Did not play at Tennessee (11/9) with an ankle injury ... Intercepted a Quincy Carter pass on Thanksgiving Day at Dallas (11/27), moving past CB William Judson (24) and S Louis Oliver (24) into fifth on the Dolphins all-time interception chart.

2002: Started 14 games at left cornerback and was inactive for two contests ... Tallied 69 tackles (52 solo), 1.5 sacks (-14.0 yards), a team-high six interceptions for 79 yards, a forced fumble and 11 passes defended ... His six interceptions tied for second in the AFC and fourth in the NFL ... Added two special teams stops ... The club had a 5-1 record in contests he had an interception ... Named a starter to the AFC Pro Bowl squad, becoming the second cornerback in Dolphins history to be named a Pro Bowl starter ... Earned first-team All-Pro honors from the Associated Press, *Pro Football Weekly*, *Football Digest* and *The Sporting News* ... Named the NFL Alumni Defensive Back of the Year ... Intercepted a Peyton Manning pass before suffering a left knee sprain at Indianapolis (9/15) and was inactive vs. the N.Y. Jets (9/22) and at Kansas City (9/29) with that injury ... Recorded four tackles and an interception of Tom Brady vs. New England (10/6) ... Posted a season-high nine tackles and returned a Brian Griese INT for a 40-yard TD at Denver (10/13), his third consecutive game with a pickoff ... Intercepted a Brett Favre pass at Green Bay (11/4) ... Notched four tackles, half a sack and an interception off Jeff Blake vs. Baltimore (11/17) ... Registered eight tackles and a sack of Drew Brees vs. San Diego (11/24) ... Picked off a Rich Gannon pass vs. Oakland (12/15).

2001: Opened all 16 games at left cornerback after missing the preseason due to arthroscopic left knee surgery performed on August 3rd ... Totaled 60 tackles (50 solo), a sack (-10.0 yards), three interceptions for 74 yards with a touchdown, a fumble recovery, three forced fumbles and a team-high 17 passes defended ... His three interceptions tied for second on the team ... The club posted a 2-0 mark in contests in which he recorded an interception ... Had two tackles and sack and strip of Kurt Warner at St. Louis (9/30) ... Posted five tackles, two passes defended and recovered a RB Shaun Alexander fumble at Seattle (10/28) ... Registered three tackles, three passes defended and returned a Chris Weinke interception for a 28-yard touchdown vs. Carolina (11/4) ... Forced a WR Eric Moulds fumble and recovered a CB Nate Clements fumble on a

kickoff at Buffalo (11/25) ... Produced a career-high two interceptions off Michael Vick vs. Atlanta (12/30) ... Credited with one tackle and a pass defended in a starting role in the club's AFC Wild Card contest vs. Baltimore (1/13/02).



NFL LEADERS
MOST INTERCEPTIONS
2000-04



1. 31 Darren Sharper Green Bay
2. 26 Tony Parrish Chicago, San Francisco
3. 25 Patrick Surtain Miami
4. 23 Sammy Knight New Orleans, Miami
Tory James Oakland, Cincinnati

2000: Started all 16 games at left cornerback for the first time in his career ... Totaled 64 tackles (52 solo), a sack (-3.0 yards), five interceptions for 55 yards, a fumble recovery, two forced fumbles and a team-high 22 passes defended ... Added two special teams stops ... His five interceptions tied with CB Sam Madison and S Brock Marion for second on the club and ninth in the AFC ... Part of a defensive backfield that became the first foursome since Tampa Bay in '81 with five or more interceptions in the same season ... The team posted a 4-1 record when he had an interception ... Named All-Pro by *Sports Illustrated* ... Intercepted a Jon Kitna pass and had three passes defended vs. Seattle (9/3) ... Registered four tackles and produced a career-long 43-yard INT return off Tony Banks vs. Baltimore (9/17) ... Produced five tackles and forced a RB Sammy Morris fumble that was returned by Madison for a touchdown vs. Buffalo (10/8) ... Had two tackles, two passes defended and an interception off Vinny Testaverde at the N.Y. Jets (10/23) ... Posted five tackles and recovered a WR Larry Foster fumble at Detroit (11/5) ... Intercepted a Jim Harbaugh pass at San Diego (11/12) ... Tied for the team high with six tackles and added an interception of Rob Johnson at Buffalo (12/3) ... Had a sack of Shaun King vs. Tampa Bay (12/10) ... Recorded a season-high 11 tackles, three passes defended and a forced fumble vs. Indianapolis (12/17) ... Started two playoff games, tallying nine tackles (five solo) ... Registered six tackles in an AFC Wild Card Game vs. Indianapolis (12/30) ... Had three tackles in an AFC Divisional Playoff Game at Oakland (1/6/01).

1999: Played in all 16 games (six starts), amassing 48 tackles (40 solo), 2.0 sacks (-9.0 yards), two interceptions for 28 yards and nine passes defended ... His 2.0 sacks tied for the third-highest seasonal total by a defensive back in Dolphins history ... Tied for seventh on the squad with 10 special teams stops ... The team was 1-1 in games when he produced an interception ... Tallied five tackles and an interception off Drew Bledsoe at New England (10/17) ... Registered five tackles and an interception off of Peyton Manning in his first career start at left cornerback vs. Indianapolis (12/5) ... Started the final six contests ... Posted seven tackles at the N.Y. Jets (12/12) ... Tallied a season-high nine tackles and a career-high 2.0 sacks at Washington (1/2/00), marking just the second time in team history that a defensive back had 2.0 sacks in

a game ... Started two postseason contests, finishing second on the club with 13 solo tackles and a team-high three passes defended ... Amassed five tackles and three passes defended in an AFC Wild Card Game at Seattle (1/9/00) ... Recorded eight tackles in an AFC Divisional Playoff Game at Jacksonville (1/15/00).

1998: Saw action in all 16 games ... Registered 29 tackles, two interceptions and ranked third on the team with 11 passes defended ... Also added eight special teams tackles ... In games when he had an interception, the team posted a 2-0 record ... Named all-rookie by *College and Pro Football Newsweekly* ... Had two tackles and his first career NFL interception off Rob Johnson vs. Buffalo (9/13) ... Intercepted a Tony Banks pass vs. St. Louis (10/18) ... Played in two playoff games, amassing three tackles and one special teams stop ... Recorded three tackles in an AFC Wild Card Game vs. Buffalo (12/99).

College: A four-year letterman and two-year starter at Southern Mississippi ... Played in 40 games (23 starts) for the Golden Eagles, recording 189 tackles, a sack, 13 interceptions and 31 passes defended ... Named the Conference USA Player of the Year by *Football News* as a senior ... Started all 11 games, registering 66 tackles, six interceptions and 15 passes defended ... His six pickoffs ranked 11th in the NCAA ... Opened all 11 contests as a junior and earned first team All-Conference USA honors as a junior ... Totaled 84 tackles, six interceptions and eight passes defended ... Majored in Sports Administration at Southern Mississippi.

Personal:

- Earned second-team all-state, first-team all-district and team MVP honors as a senior at Edna Karr High School in New Orleans, Louisiana.
- Completed 44 of 97 passes for 753 yards with seven touchdowns and rushed 137 times for 784 yards with 12 scores as a quarterback.
- Was an all-state selection in basketball and was a member of the state title team his junior year.
- Also lettered in baseball and track.
- Established the "Patrick Surtain Foundation" to help promote literacy.
- Has a website: www.surtainfoundation.com.
- Frequently visited elementary schools in Miami to read to children in conjunction with Publix Supermarkets.
- Participated in the Dolphins Super Bowl of Fashion benefiting the Cystic Fibrosis Foundation.
- Took part in the Starbright Video conferencing program that allows athletes and children from one hospital to talk with children in another city's hospital.
- Has assisted Habitat for Humanity to build houses in the Miami area.
- Won the Dolphins Community Service Award in '99.
- Full name: Patrick Frank Surtain (pronounced SIR-tan).
- Married, wife Michelle with a son Patrick, Jr. (5) and a daughter Paris (2).
- The Surtains reside in Overland Park, Kansas.



SURTAIN'S NFL STATISTICS



Year	Team	G-S	INTERCEPTIONS				TACKLES			FUMBLES		PASSES Defensed	SP. TEAM Tackles
			No.	Yds.	LG	TD	Solos	Asst.	Total	Rec.	For.		
1998	Miami	16-0	2	1	1	0	25	4	29	0	0	11	8
1999	Miami	16-6	2	28	28	0	40	8	48	0	0	9	10
2000	Miami	16-16	5	55	43	0	52	12	64	1	2	22	2
2001	Miami	16-16	3	74	41	1	50	10	60	1	0	17	1
2002	Miami	14-14	6	79	40	1	52	17	69	0	1	11	2
2003	Miami	15-15	7	59	32	0	41	16	57	0	0	15	0
2004	Miami	15-15	4	2	2	0	54	17	71	2	0	11	0
Totals		108-82	29	298	43	2	314	84	398	4	3	96	23

Additional Stats: Has 6.5 sacks (-47.0 yards) - 2.0 (-9.0 yards) in '99, 1.0 (-3.0 yards) in 2000, 1.0 (-10.0 yards) in 2001, 1.5 (-14.0 yards) in 2002 and 1.0 (-11.0 yards). Had one fumble recovery on special teams in 2001. Returned an INT for a 29-yard TD vs. Carolina (11/4/01) and had a 40-yard INT return TD at Denver (10/13/02).

POSTSEASON

Year	Team	G-S	INTERCEPTIONS				TACKLES			FUMBLES		PASSES Defensed	SP. TEAM Tackles
			No.	Yds.	LG	TD	Solos	Asst.	Total	Rec.	For.		
1998	Miami	2-0	0	0	--	0	3	0	3	0	0	0	1
1999	Miami	2-2	0	0	--	0	13	0	13	0	0	3	0
2000	Miami	2-2	0	0	--	0	5	4	9	0	0	0	0
2001	Miami	1-1	0	0	--	0	1	0	1	0	0	1	0
Totals		7-5	0	0	--	0	22	4	26	0	0	4	1

SINGLE-GAME CAREER HIGHS

Tackles: 12 (six solo) at Seattle (11/21/04) **Long INT Return:** 43 vs. Baltimore (9/17/00)
Interceptions: 2 vs. Atlanta (12/22/01) **Fumble Recoveries:** 1, four times, last
 at N.Y. Giants (10/5/03) vs. Cleveland (12/26/04)
 at San Diego (10/27/03) **Forced Fumbles:** 1, three times, last at Buffalo
 (11/25/01)
INT Return Yards: 45 vs. Atlanta (12/22/01)

1

Lawrence
TYNES

Kicker • 6-1 • 202



Born: May 3, 1978
Greenock, Scotland

Troy State
Free Agent (2004)
NFL: 2 (2nd with Chiefs)
GP/GS: (16/0) Playoffs: (0/0)

Pro Career: Strong-legged former Canadian Football League and NFL Europe kicker embarks on his second season with the Chiefs in 2005 ... Made his first Opening Day roster with Kansas City in 2004 after previous training camp stints with the Chiefs in 2002 and 2001 ... Had to beat out the likes of the venerable K Morten Andersen to win Kansas City's placekicking and kickoff duties in 2004 ... Is expected to handle those chores for the Chiefs once again in 2005 ... Enjoyed a successful inaugural NFL season a year ago ... Tied for the highest seasonal total in Chiefs history with 58 PATs and ranked ninth in the AFC among kickers with 109 points ... Possesses excellent range on his field goal attempts ... Also has the ability to drive the ball into the end zone on kickoffs ... Is more than capable of connecting on FG attempts of 50 yards or more ... Attempted his first two career NFL FGs from 50+ yards at Denver (9/12/04), becoming the first NFL kicker to connect on his first career FG from 50+ yards since 2000 ... Also became the first Chiefs kicker to make two or more 50+ yard FGs in a season since Pete Stoyanovich in '98 ... Is one of just eight players in Kansas City annals to make a 50-yard field goal ... Placed 60 of his 94 kickoffs inside the 10-yard line with seven touchbacks ... Prior to making the Chiefs 53-man roster, garnered extensive game experience with the Ottawa Renegades of the Canadian Football League (2002-03), where he saw duty in 26 games ... Connected on 81.6% of his FGs (71 of 87) and all 51 of his PATs with 11 "singles" for 275 points during his stay in the CFL ... In addition to his training camp stints with the Chiefs, also spent time with the Scottish Claymores of NFL Europe in 2002 ... Has played in 16 NFL games, connecting on 17 of 23 field goals and 58 of 60 PATs for 109 points ... Also has one special teams tackle.

Transactions: Signed a two-year contract with Kansas City (2/9/04) ... Signed with the Ottawa Renegades of the Canadian Football League (9/5/02) ... Released by Kansas City (9/1/02) ... Signed by Kansas City (1/16/02) ... Released by Kansas City (8/27/01) ... Signed as a rookie free agent with Kansas City (4/26/01).

Kansas City (2004): Handled the club's placement and kickoff duties in all 16 games ... Connected on 17 of 23 FGs and 58 of 60 PATs for a team-high 109 points ... His 58 made PATs tied as the highest single-season total in Chiefs history ... His 60 PAT attempts were a team record ... Also

placed 60 of his 94 kickoffs inside the 10-yard line with seven touchbacks, tying for sixth in the AFC ... Ranked ninth among kickers in the AFC with 109 points ... Also had one special teams stop ... Converted a 50-yard field goal at Denver (9/12). His initial NFL field goal attempt was a 58-yard try in the first half, the longest attempt by a member of

EXTRA POINTS

Tynes is the NFL's first Scottish-born player. Although raised in Florida, he was born in Greenock, Scotland after his parents met there while his father was as a Master Chief in the U.S. Navy.

the Chiefs since K Nick Lowery made a 58-yarder vs. the L.A. Raiders (9/12/85) and the longest by a kicker attempting his first FG since NYG's Owen Pochman tried a 63-yarder at Denver (9/10/01). Became the first NFL kicker to convert his first career FG attempt from 50+ yards since STL's K Jeff Hall connected on a 50-yard FG at the N.Y. Giants (11/12/00) ... Had a 33-yard FG vs. Carolina (9/19) ... Connected on 42 and 38-yard FGs at Baltimore (10/4) ... Converted a 31-yard FG at Jacksonville (10/17) ... Tied a franchise record with eight PATs vs. Atlanta (10/24) ... Connected on a 32-yard FG vs. Indianapolis (10/31) ... Converted a 31-yard FG at Tampa Bay (11/7) ... Hit FGs from 24 and 44 yards at New Orleans (11/14) ... Converted 44 and 24-yard FGs vs. New England (11/22) ... Connected on a 28-yard FG vs. San Diego (11/28) ... Hit field goals from 28 and 22 yards and all four of his PATs for a career-high 10 points and added one special teams tackle at Oakland (12/5) ... Connected on all seven of his PATs for seven points at Tennessee (12/13) ... Converted a 39-yard field goal vs. Denver (12/19) ... Connected on a 38-yard game-winning field goal with 22 seconds remaining in a 31-30 victory vs. Oakland (12/25) ... Nailed a 50-yard FG in the second quarter at San Diego (1/2/05) to become the first Kansas City kicker to have two FGs of 50 yards or more in a season since K Pete Stoyanovich in '98.

CFL (2002-03): Saw action in 26 games for the Ottawa Renegades of the Canadian Football League ... Connected on 71 of 87 field goals (81.6%) and 51 of 51 PATs with 11 singles for 275 points.

2003: Appeared in 18 games for the Ottawa Renegades of the Canadian Football League ...

Converted 51 of 62 field goals (82.3%) with 36 PATs and nine singles for 198 points ... His 51 made field goals were the most in team single-season history ... Tied for the CFL scoring title with 198 points and led the league with 51 FGs ... Became only the second Ottawa player named to the All-CFL team and was selected as the league's all-star placekicker ... Set a franchise record with six field goals on eight attempts at Hamilton (6/20) ... Connected on four first-half field goals at British Columbia (7/24) ... Had four field goals vs. Edmonton (7/31) ... Booted five field goals, including a season-long 50-yard make vs. Montreal (8/29) ... Converted all four of his field goal attempts to earn CFL Special Teams Player of the Week honors vs. Calgary (9/26).

2002: Played in eight games for the Ottawa Renegades of the Canadian Football League ... Connected on 20 of 25 field goals (80.0%) and all 15 PATs with two singles for 79 points ... Joined the Renegades on September 5th ... Kicked a 50-yard field goal vs. Calgary (9/22) ... Booted four field goals, including three in the final quarter to account for 14 points in a 26-25 comeback win vs. Montreal (11/3).

NFL Europe (2002): Played in 10 games as the long-distance place kicker for the Scottish Claymores ... Converted nine of 12 field goals (75.0%) for 27 points, with a long of 49 yards.

College: Connected on 45 of 62 field goals (72.6%) and 127 of 131 extra points (96.9%) during his four-year career at Troy State ... His 45 FGs topped the school record of 38 held by Ted Clem

('84-87) ... Scored 262 points to top the previous record of 252 points for kickers also held by Clem ... An All-America selection of the American Football Coaches Association, *The Sports Network* and AP as a senior ... A first team All-Southland Football League choice ... Led the club in scoring with 88 points, connecting on 16 of 20 field goals and all 40 PATs ... Ranked first on the team in scoring with 73 points in '99 ... Connected on 11 of 15 FGs and 40 of 42 PATs ... An All-America honorable mention selection by *Football Gazette* as a sophomore ... Scored a team-high 64 points ... Converted 14 of 19 FG attempts and was perfect on 22 PATs ... Scored 37 points as a redshirt freshman, making four of eight FGs and 25 of 27 extra points ... Graduated from Troy State with a degree in Criminal Justice.

Personal:

- Was born in Scotland while his father served as a Master Chief in the U.S. Navy, but moved to the United States when he was 10 years old.
- Tynes' mother Margaret Ann is a native of Scotland and met her husband during his military tour of duty in that country.
- Spent a majority of his youth in Florida and considers his hometown as Milton, Florida where he was a standout kicker at Milton High School.
- Before every home game he must wash his car by hand, a tradition he has upheld dating back to his freshman season at Troy State.
- Full name: Lawrence James Tynes.
- Single, resides in Overland Park, Kansas.



TYNES' NFL STATISTICS



		SCORING							
Year	Team	G-S	FGM	FGA	Pct.	LG	PATs	Points	
2004	Kansas City	16-0	17	23	.739	50	58-60	109	
Totals		16-0	17	23	.739	50	58-60	109	



FIELD GOAL ACCURACY



Year	Team	11-19	20-29	30-39	40-49	50+	Total	Pct.
2004	Kansas City	0-0	5-5	7-8	3-6	2-4	17-23	.739
Totals		0-0	5-5	7-8	3-6	2-4	17-23	.739

SINGLE-GAME CAREER HIGHS

Field Goals Attempted: 3 vs. Oakland (12/25/04)

Field Goals Made: 2, four times, last at Oakland (12/5/04)

Long Field Goal Made: 50 at Denver (9/12/04)
at San Diego (1/2/05)

Long Field Goal Attempt: 58 at Denver (9/12/04)

PATs Made: 8 vs. Atlanta (10/24/04)

Points: 10 at Oakland (12/5/04)

STREAKS AND MILESTONES: Became the first Scottish-born player in NFL history when he saw action in his initial NFL contest at Denver (9/12/04).



TYNES' CFL STATISTICS



		SCORING						
Year	Team	G-S	FGM	FGA	Pct.	LG	PATs	Points
2002	Ottawa	8-0	20	25	.800	50	15-15	79
2003	Ottawa	18-0	51	62	.823	50	36-36	198
Totals		26-0	71	87	.816	50	51-51	275

Additional Stats: Had 11 CFL "singles" – two in 2002 and nine in 2003.

SINGLE-GAME CAREER HIGHS

Field Goals Attempted: 8 at Hamilton (6/20/03)
Field Goals Made: 6 at Hamilton (6/20/03)
Consecutive Field Goals Made: 10 (7/24/03 - 8/7/03)
Long Field Goal Made: 50 vs. Calagry (9/22/02)
 vs. Montreal (8/29/03)

CHIEFS RECORD BOOK
MOST PATs ATTEMPTED
SEASON

1.	60	Lawrence Tynes	2004
2.	59	Morten Andersen	2003
3.	51	Morten Andersen	2002
4.	46	Tommy Brooker	1964
5.	45	Jan Stenerud	1967
		Pete Stoyanovich	1999

CHIEFS RECORD BOOK
MOST PATs MADE
SEASON

1.	58	Morten Andersen	2003
		Lawrence Tynes	2004
3.	51	Morten Andersen	2002
4.	46	Tommy Brooker	1964
5.	45	Jan Stenerud	1967
		Pete Stoyanovich	1999

64

Forest
VANCE

Guard • 6-4 • 298

California - Davis

Free Agent (2005)

NFL: 1 (1st with Chiefs)

GP/GS: (0/0) Playoffs: (0/0)



Born: April 16, 1981

Bellingham, Washington

Pro Career: Intriguing guard prospect joined Kansas City on April 28th ... Is making his second trek to an NFL training camp after spending time with Green Bay in 2004 ... Is expected to battle for a reserve role on the offensive line ... Athletic player has the ability to play at any line position should the need arise, but will work at guard for Kansas City.

Transactions: Signed a two-year contract with Kansas City (4/28/05) ... Released by Green Bay (8/12/04) ... Signed as a rookie free agent with Green Bay (4/30/04).

College: Started 48 consecutive games as a four-year letterman at California - Davis ... Switched to guard his senior season after playing tackle for his first three collegiate seasons ... Selected to the NCAA Division I-AA Independent All-Star Team ... Earned all-region honors and was named a third-team Little All-America selection by the Associated Press as a junior ... Won the club's T. Palmer Moody Award as an outstanding sophomore and the Mike Wise Award as an outstanding freshman ...

Redshirted as a true freshman ... Graduated from California - Davis with a degree in Communications.

EXTRA POINTS

In addition to playing football, Vance also spent time working as a campus security guard in college.

Personal:

- Prepped at Colfax High School in Colfax, California.
- Named first-team All-Golden Empire League as a junior and senior.
- Played tight end, offensive tackle, outside linebacker and defensive end in leading his school to a four-year 42-3 record.
- Holds the school record in the discus.
- Full name: Forest Vance.
- Single, resides in Auburn, California.

44

Eric
WARFIELD

Cornerback • 6-0 • 200



Born: March 3, 1976
Vicksburg, Mississippi

Nebraska
Draft (No. 7a - 1998)
NFL: 8 (8th with Chiefs)
GP/GS: (104/67) Playoffs: (1/1)

Pro Career: Supremely talented cornerback enters his eighth season with the Chiefs in 2005 and his fifth year as a full-time starter ... Owns starts in 63 of the club's last 64 contests, missing one game in 2003 with a back injury ... Worked at left corner each of the past three seasons after serving as the starter at the right CB post in 2001 ... Is expected to move back to the right cornerback spot in 2005 ... Has registered remarkably consistent numbers over the last four years, collecting four INTs apiece each of those seasons ... Sandwiched career-high 77-tackle campaigns in 2003 and 2001 around a 72-tackle effort in 2002 ... Also established a personal best with 15 passes defended in 2002 ... Possesses the physical tools and the technique to compete on a consistent basis with the NFL's top wide receivers ... Owns excellent recovery speed and a remarkable vertical leap, giving him the ability to bat down balls and come up with big plays in key situations ... Is also capable of pulling off the big play, registering a 51-yard INT return TD vs. Oakland (9/9/01) for his first pro score and got his second TD on a 43-yard INT return vs. Carolina (9/19/04) ... Also made a huge fourth-quarter INT to preserve a 17-16 win vs. Buffalo (11/17/02) ... His 43 passes defended since 2001 are second to no other Chiefs defender during that time period ... Has made tremendous strides since joining the club as a seventh-round draft choice in '98 ... Made the jump to cornerback after playing safety at the University of Nebraska ... After appearing in just two games on defense and playing primarily on special teams as a rookie, burst upon the scene as the Chiefs nickel corner in all 16 games in '99 and started one contest at left corner ... Appeared in 13 contests with three starts in 2000, but was hampered by a back injury for a good portion of the season before staking his claim to a full-time starting role in 2001 ... Owns 104 games of regular season NFL experience with 67 starts ... Has tallied 19 INTs for 179 yards with two TDs, in addition to 330 tackles (263 solo), a sack (-13.0 yards), 56 passes defended, five forced fumbles, a fumble recovery and a QB pressure ... Also owns 31 tackles, a forced fumble and a 20-yard blocked FG return on special teams ... Produced five tackles (three solo) and a pair of passes defended in one postseason start in 2003.

Transactions: Signed a seven-year contract with Kansas City (3/4/02) ... Signed a one-year contract with Kansas City (3/1/01) ... Signed a three-year contract with Kansas City (5/27/98) ...

Joined the Chiefs as the club's first of two picks in the seventh round (216th overall) of the '98 NFL Draft.

2004: Started 16 games at left CB ... Finished tied for second in the Chiefs secondary with 58 tackles (45 solo), including one for loss, eight passes defended and two forced fumbles ... Tied with S Greg Wesley for the team lead with four interceptions (49 yards), including one for a 43-yard TD ... Amassed three tackles at Denver (9/12) ... Recorded five tackles and tied a career high with two interceptions off QB Jake Delhomme vs. Carolina (9/19), returning his second pick of the day for a 43-yard TD ...

EXTRA POINTS

Warfield owns over 20 throwback jerseys and counts among his favorites a Deion Sanders jersey from the Redskins and a Joe Montana jersey from Notre Dame. His collection also includes a reproduction of Len Dawson's jersey from Super Bowl IV.

Tallied two tackles with one behind the line and intercepted a QB David Carr pass in the end zone in the first quarter vs. Houston (9/26) ... Totaled seven tackles and a pass defended at Jacksonville (10/17) ... Posted one tackle, a pass defended and an interception (six yards) off Michael Vick vs. Atlanta (10/24) ... Amassed five tackles and forced a TE Dallas Clark fumble vs. Indianapolis (10/31) ... Totaled six tackles at Tampa Bay (11/7) ... Tallied four tackles at New Orleans (11/14) ... Recorded four tackles and one pass defended vs. New England (11/22) ... Posted two tackles and a pass defended at Oakland (12/5), his 100th career NFL game ... Produced eight tackles, two passes defended and forced a RB Chris Brown fumble at Tennessee (12/13) ... Compiled three tackles vs. Denver (12/19) ... Recorded four tackles vs. Oakland (12/25).

2003: Started 15 games at left CB and was inactive for one contest ... Totaled 77 tackles (62 solo), including two for loss, 10 passes defended, one forced fumble and a sack (-13.0 yards) ... Was third on the team with four interceptions (39 yards) ... Produced seven tackles and intercepted a Tommy Maddox pass (14 yards) vs. Pittsburgh (9/14) ... Recorded seven tackles at Baltimore (9/28) ... Contributed seven tackles and one pass defended vs. Denver (10/5) ... Registered nine tackles and one pass defended at Green Bay (10/12) ... Got an

interception (five yards) off Rich Gannon at Oakland (10/20) ... Intercepted a career-high two passes vs. Buffalo (10/26), getting one apiece off Drew Bledsoe and Alex Van Pelt (20 yards). Recorded his first career NFL sack (-13.0 yards) of Bledsoe and forced a fumble on the play. Also had seven tackles and one pass defended ... Contributed seven tackles vs. Oakland (11/23) ... Compiled seven tackles and two passes defended vs. Detroit (12/14) ... Was inactive vs. Chicago (12/28) with a back injury suffered at Minnesota (12/20), breaking a string of 47 consecutive starts ... Started the team's AFC Divisional Playoff Game vs. Indianapolis (1/11/04), recording five tackles and two passes defended.

2002: Started 16 games at left CB ... Collected 72 tackles (62 solo), a team-high 15 passes defended and a fumble recovery ... His four INTs (30 yards) were second on the team ... Also had one special teams tackle ... Tallied two passes defended vs. Jacksonville (9/15) ... Totaled six tackles, a pass defended and an INT (five yards) off Jay Fiedler vs. Miami (9/29) ... Registered six tackles and a pass defended at the N.Y. Jets (10/6) ... Recovered his first career fumble off WR Curtis Conway and returned an INT off Drew Brees for five yards at San Diego (10/13) ... Amassed two passes defended vs. Denver (10/20) ... Registered seven tackles and returned a blocked K Sebastian Janikowski 44-yard FG attempt for 20 yards vs. Oakland (10/27) ... Made four tackles, one pass defended and intercepted a Jeff Garcia pass (one yard) at the three-yard line at the end of the first half at San Francisco (11/10) ... Tied a career high with three passes defended and returned a Drew Bledsoe interception 19 yards to halt a drive with 4:14 left in the fourth quarter of a 17-16 win vs. Buffalo (11/17) ... Tallied five tackles, two passes defended and one special teams stop vs. Arizona (12/1) ... Made five tackles at Denver (12/15) ... Collected three tackles and two passes defended vs. San Diego (12/22) ... Racked up nine tackles at Oakland (12/28).

2001: Opened all 16 games for the first time in his career, starting every game at right cornerback ... Produced a career-high 77 tackles (59 solo) ... Led the team with a career-high four INTs (61 yards), including a 51-yard TD return ... Tied for the team lead with 11 passes defended and forced a pair of fumbles ... Recorded 10 tackles and forced a fumble on special teams, as well ... Racked up a career-high 11 tackles (eight solo) vs. Oakland (9/9) and returned a Rich Gannon INT 51 yards for his first NFL TD ... Intercepted a Kerry Collins pass vs. the N.Y. Giants (9/23) to go along with eight tackles ... Forced a FB Joel Makovicka fumble on defense and a WR MarTay Jenkins fumble on a kickoff return at Arizona (10/21) ... Collected eight tackles vs. Indianapolis (10/25) ... Intercepted a Vinny Testaverde pass at the N.Y. Jets (11/11) ... Had a pair of special teams stops at Oakland (12/9) ... Amassed seven tackles and two passes defended, while forcing a FB Tony Carter fumble vs. Denver (12/16) ... Tallied seven tackles and two special teams takedowns vs. San Diego (12/23) ... Collected two special teams stops at Jacksonville (12/30) ... Returned a Trent Dilfer INT eight yards at Seattle (1/6/02).

2000: Played in 13 games with three starts at left CB, collecting 22 tackles (19 solo), a pass defended and four special teams tackles ... Started vs. Indianapolis (9/3), collecting a season-high eight tackles ... Opened at Tennessee (9/10) ... Saw action as the nickel CB at Denver (9/24) ... Served as the nickel CB vs. Seattle (10/2), recording three solo stops ... Was inactive due to a back injury vs. Oakland (10/15), vs. St. Louis (10/22) and at Seattle (10/29) ... Saw action as the dime CB and on special teams at Oakland (11/5) and at San Francisco (11/12) ... Recorded two special teams stops vs. Buffalo (11/19) ... Started at left CB at San Diego (11/26), making five tackles ... Saw action on special teams vs. Carolina (12/10) ... Worked as the dime CB vs. Denver (12/17).

1999: Saw duty at CB in 16 games (one start), tallying 30 tackles (20 solo), three INTs, 12 passes defended and a QB pressure ... Also saw action on special teams in every game, producing 10 tackles ... Got his first NFL interception off Bubby Brister vs. Denver (9/19) ... Recorded a career-high three passes defended at San Diego (10/3) ... Tallied four tackles vs. New England (10/10) ... Collected two passes defended at Baltimore (10/21) ... Had an INT of Jon Kitna vs. Seattle (11/21) ... Recorded two special teams tackles at Oakland (11/28) ... Registered four tackles and a pass defended at Denver (12/5) ... Replaced an injured James Hasty for his first NFL start at CB vs. Pittsburgh (12/18), recording an INT off Mike Tomczak to go along with three tackles, two passes defended and two special teams stops ... Tallied a season-high six tackles vs. Oakland (1/2/00).

1998: Appeared on special teams in 12 games and had six tackles ... Saw action in two games as a cornerback, but did not record any stats ... First pro duty came on special teams vs. Oakland (9/6) ... Recorded a special teams tackle at Jacksonville (9/13) ... Inactive vs. San Diego (9/20) ... Played on special teams at Philadelphia (9/27) ... Inactive vs. Seattle (10/4) ... Appeared on special teams at New England (10/11), vs. Pittsburgh (10/26), vs. the N.Y. Jets (11/1), at Seattle (11/8) and vs. Denver (11/16) ... First action as an NFL cornerback came in the club's dime package at San Diego (11/22) ... Inactive vs. Arizona (11/29) ... Produced a career-high two special teams tackles at Denver (12/6) ... Inactive vs. Dallas (12/13) ... Appeared on special teams and as a reserve CB at the N.Y. Giants (12/20).

College: A three-year letterwinner as a safety for Nebraska ... Saw duty in 35 regular season contests, finishing his career with 107 tackles (48 solo), to go along with five INTs (27 yards), a forced fumble, nine passes defended and three blocked punts ... Part of Nebraska's National Championship squad in '95 ... Played in all 12 regular season games (11 starts) as a senior in '97 ... A third-team All-Big 12 selection ... Recorded 52 tackles (23 solos) with two INTs ... Saw special teams duty and reserve action at free safety in all 12 contests as a junior ... Racked up 39 tackles (18 solos), had three INTs, a forced fumble and three passes defended ... Also had three blocked kicks ... Played in 11 contests on special teams and earned a scholarship

as a sophomore ... Also saw reserve action on defense, finishing the year with 16 tackles (seven solos) and two pass deflections ... Enrolled at Nebraska in January of '95 and did not play football in '94 ... Majored in Sociology at Nebraska.

Personal:

- First player from the state of Arkansas to earn a football scholarship for the Cornhuskers since those records began being kept in '71.
- Prepped at Arkansas High School in Texarkana, Arkansas, the same city where his mother currently runs a foster home.
- Hosts an annual football camp in his hometown along with fellow Texarkana native, Denver WR Rod Smith.
- Is a volunteer at Operation Breakthrough in KC.

- Works closely with the Love Fund for Children. Invites foster children to Arrowhead for each home game and follows up on Tuesdays with a pizza party, locker room tour and a chance to meet Coach Vermeil.
- Also took a group of children to dinner and the opening night of "Harry Potter and the Chamber of Secrets" in 2002.
- In 2003 he took a group, via limo, to the opening night of "Cat and the Hat."
- Attended the annual "Jolly Jingle Jams Kids Party" and other events at the Sunflower House, a child abuse prevention center.
- Has his own website: www.ew44.com.
- Full name: Eric Andrew Warfield.
- Single, resides in Lee's Summit, Missouri.



WARFIELD'S NFL STATISTICS



Year	Team	G-S	INTERCEPTIONS				TACKLES		FUMBLES		PASSES	SP. TEAM
			No.	Yds.	LG	TD	Solos	Asst.Total	Rec.	For.	Defensed	Tackles
1998	Kansas City	12-0	0	0	--	0	0	0	0	0	0	6
1999	Kansas City	16-1	3	0	0	0	16	8	24	0	12	10
2000	Kansas City	13-3	0	0	--	0	19	3	22	0	1	4
2001	Kansas City	16-16	4	61	51	1	59	18	77	0	11	10
2002	Kansas City	16-16	4	30	19	0	62	10	72	1	15	1
2003	Kansas City	15-15	4	39	14	0	62	15	77	0	9	0
2004	Kansas City	16-16	4	49	43	1	45	13	58	0	8	0
Totals		104-67	19	179	51	2	263	67	330	1	56	31

Additional Stats: Had one quarterback pressure in '99. Has two INT returns for touchdowns – one for 51 yards vs. Oakland (9/9/01) and one for 43 yards vs. Carolina (9/19/04). Forced a fumble on special teams at Arizona (10/21/01). Returned a blocked FG attempt 20 yards vs. Oakland (10/27/02). Had a sack (-13.0 yards) vs. Buffalo (10/26/03).

POSTSEASON

Year	Team	G-S	INTERCEPTIONS				TACKLES		FUMBLES		PASSES	SP. TEAM
			No.	Yds.	LG	TD	Solos	Asst.Total	Rec.	For.	Defensed	Tackles
2003	Kansas City	1-1	0	0	--	0	3	2	5	0	2	0
Totals		1-1	0	0	--	0	3	2	5	0	2	0

SINGLE-GAME CAREER HIGHS

Tackles: 11 (eight solo) vs. Indianapolis (9/3/00)

Interceptions: 2 vs. Buffalo (10/26/03) vs. Carolina (9/19/04)

Passes Defensed: 3 at San Diego (10/3/99) vs. Buffalo (11/17/02)

Fumble Recoveries: 1 at San Diego (10/13/02)

Forced Fumbles: 1, five times, last at Tennessee (12/13/04)

Sp. Teams Tackles: 2, seven times, last at Oakland (12/9/01)



NFL EUROPE DEFENSIVE MOST VALUABLE PLAYER

Chiefs LB Rich Scanlon took the NFL Europe League by storm in 2005 and was named the NFL Europe Defensive Most Valuable Player. Allocated to the Berlin Thunder, Scanlon led the league with a franchise-record 94 tackles (68 solo) and guided the Thunder to a berth in World Bowl XIII vs. Amsterdam (6/11). Scanlon was twice named NFL Europe Defensive Player of the Week this season and also accumulated 3.0 sacks and five passes defensed. Scanlon is pictured next to a remnant of the Berlin Wall.

One-Time Pro Bowler (2004)

54

Brian
WATERS

Guard • 6-3 • 318



Born: February 18, 1977
Waxahachie, Texas

North Texas
Free Agent (2000)
NFL: 6 (6th with Chiefs)
GP/GS: (70/56) **Playoffs:** (1/1)

Pro Career: Powerful sixth-year left guard is quickly becoming recognized as one of the league's elite players at his position ... Earned his initial Pro Bowl berth in 2004, as well as first-team All-Pro honors from the Associated Press, *The Sporting News* and *Pro Football Weekly* ... Also became the first offensive lineman to ever be named AFC Offensive Player of the Week since that honor's inception in '84 after a dominating performance in a 56-10 win vs. Atlanta (10/24/04) in which the Chiefs registered an NFL-record eight rushing TDs. In fact, no guard in either conference had previously claimed that honor ... Was named to the All-Foxhole Team of *The Sporting News*, a prestigious list of NFL tough guys who "you'd want fighting on your side in a foxhole" ... Also gained his share of the national spotlight after manhandling Ravens six-time Pro Bowl LB Ray Lewis for much of the evening in a 27-24 victory on Monday Night Football at Baltimore (10/4/04) ... That litany of richly-deserved accolades should only motivate this massive blocker to elevate his game to even loftier plateaus this season ... Is arguably one of the strongest players on the roster, possessing tremendous lower-body power ... Has enjoyed the benefit of honing his technique working with the likes of 10-time Pro Bowl G Will Shields, one of the game's most consummate professionals ... Paired with Shields in 2004 to form the first tandem of Pro Bowl guards from the same team since Larry Allen and Nate Newton did it for Dallas following the '95 season ... Also became the first undrafted guard to make the Pro Bowl since Newton did it following the '98 season ... Has firmly entrenched himself as the club's starting left guard, owning a string of 55 consecutive starts, the fifth-longest active streak of any player on the team ... Has come a long way since being cut by Dallas as a rookie free agent in '99 ... Came to Kansas City for a free agent workout in 2000 when the Chiefs convinced him to make the move to offensive line after working as a tight end in camp for the Cowboys the previous year ... Was originally envisioned to be Tim Grunhard's replacement at center before the club inked Casey Wiegmann in 2001 ... Actually started the 2001 opener in place of an injured Wiegmann before moving into his current role at guard midway through that campaign ... Worked exclusively on special teams during his debut with the club in 2000, but quickly assumed a larger role in his second season with the club ... Worked as both a collegiate tight end and a defensive lineman, giving him a vast

background to call upon ... In fact, never played offensive line until entering the pro ranks with the Chiefs in 2000 ... Has also seen limited action for the Chiefs as a fullback in short-yardage situations ...

EXTRA POINTS

Waters grew up a Cowboys fan and originally began wearing #54 in Pee Wee football in honor of Hall of Fame DT Randy White. Waters had hoped to play running back during his Pee Wee days, but missed the weight limit by one pound and instead began his football career playing center.

Owns 70 games of regular season experience with 56 starts (55 at left guard, one at center) ... Also has one postseason start to his credit ... Was part of a Kansas City offensive front that opened the same five players at the same positions for 32 consecutive games in 2002-03, the NFL's longest streak since the San Diego offensive line accomplished the feat for 40 straight games in '71-73 ... Spent the spring of 2000 playing in NFL Europe with the Berlin Thunder ... Went to camp with Dallas as a rookie free agent in '99, but did not make that club's active roster.

Transactions: Signed a four-year contract extension with Kansas City (11/4/02) ... Signed a one-year exclusive rights contract with Kansas City (6/3/02) ... Signed a two-year contract with Kansas City (3/6/00) ... Released by Dallas (9/5/99) ... Originally entered the NFL as a rookie free agent with Dallas (4/23/99).

2004: Started 16 games at left guard ... Was selected to his first Pro Bowl and was a first-team All-Pro selection of the Associated Press, *The Sporting News* and *Pro Football Weekly* ... Joined teammate FB Tony Richardson and San Diego TE Antonio Gates as one of three undrafted players to be selected to the Pro Bowl ... A key cog of a Kansas City offense that led the NFL in total offense for the first time in team history, while ranking second in scoring, fourth in passing and fifth in rushing ... Named the AFC Offensive Player of the Week in helping the Chiefs score an NFL record eight rushing TDs vs. Atlanta (10/24). The only previous offensive linemen to win the honor all played tackle in the NFC. Waters was the first offensive lineman to win Offensive Player of the Week honors since Dallas T Erik Williams ('92). N.Y. Giants T Brad Benson ('86) and Washington T Jim Lachey ('90) also won the NFC award.

2003: Opened 16 regular season games at left guard ... Part of a Chiefs offensive front that helped RB Priest Holmes set an NFL record with 27 rushing TDs ... Started at Cincinnati (11/16) before leaving the game in the third quarter with a left shoulder injury ... Returned to action the following week vs. Oakland (11/23) ... Started an AFC Divisional Playoff Game vs. Indianapolis (1/11/04).

2002: Started all 16 games at left guard ... Was part of a Chiefs offense that led the league by averaging 29.2 points per game and ranked second in the NFL by averaging 375.0 yards per game ... Also helped pave the way for RB Priest Holmes who set a franchise record with 1,615 ground yards.



**AFC/NFC OFFENSIVE
PLAYER OF THE WEEK
WINNERS, OFFENSIVE LINE**



T	Brad Benson, NYG	1986 (Week 14)
T	Jim Lachey, WAS	1990 (Week 13)
T	Erik Williams, DAL	1992 (Week 9)
G	Brian Waters, KC	2004 (Week 7)

2001: Played in 16 games (eight starts) ... Opened one game at center and seven at left guard, taking offensive snaps in a total of 11 games ... Had two special teams stops ... Also worked as a FB in goal-line and short-yardage situations ... Helped RB Priest Holmes rush for an NFL-high 1,555 yards ... Made his first NFL start at center vs. Oakland (9/9) in place of an injured Casey Wiegmann ... Had a special teams stop at Washington (9/30) ... Recorded a special teams tackle and saw action as a fullback in short-yardage and goal-line formations at Arizona (10/21) ... Played FB in the club's short-yardage and goal-line formations vs. Indianapolis (10/25) and at San Diego (11/4) ... Started his first career game at left guard in place of an injured Donald Willis vs. Seattle (11/25) ... Opened the final six games at left guard.

2000: Played in six games on special teams ... Was inactive for nine games ... Was active but did not play at Oakland (11/5) ... Made his NFL debut vs. Buffalo (11/19) ... Also saw action at San Diego (11/26), at New England (12/4), vs. Carolina (12/10), vs. Denver (12/17) and at Atlanta (12/24).

NFL Europe (2000): Started every game at center for the Berlin Thunder.

College: Played in 44 career games for North Texas, starting at tight end for three years before switching to defensive end for his senior season ... Hauled in 86 receptions for 975 yards and nine TDs in three years on offense ... Defensively, recorded 45 tackles (32 solo), 5.0 sacks and 2.0 tackles for loss ... Started at defensive end and served as the backup tight end his senior season, in addition to working at fullback ... Caught four passes for 66 yards with one TD as a senior ... Earned first-team All-Big West Conference honors at defensive tackle ... Finished his junior season ranked third on the team with 27 receptions for 371 yards, including a 62-yard TD catch ... Led the team with 28 catches and four TDs, gaining 272 yards of total offense as a sophomore ... Played in all 11 games, recording 27 catches for 26 yards and four TDs as a freshman ... Majored in Community Service at North Texas.

Personal:

- An all-district tight end and defensive end at Waxahachie High School in Waxahachie, Texas.
- Caught 16 passes for 380 yards, in addition to recording 5.0 sacks and 66 tackles as a senior.
- Serves as co-chairman for the Chiefs First Downs for Down Syndrome program which raises \$250,000 annually based on the production of the Chiefs offensive line.
- Is Kansas City's NFLPA player representative.
- Served as a mentor to the Central High School football team in Kansas City as a part of the NFL Play It Smart program.
- Is a volunteer at Genesis School, an alternative school in Kansas City.
- Full name: Brian Demond Waters.
- Single, resides in Kansas City, Missouri.

Additional Stats: Had two special teams tackles in 2001.

Streaks and Milestones: Has started 55 consecutive games at left guard dating back to a contest vs. Seattle (11/25/01).

Games Played/Games Started:

2000 (6/0), 2001 (16/8), 2002 (16/16), 2003 (16/16), 2004 (16/16) — 70/56.
Playoffs: 2003 (1/0) — 1/0.



PRO BOWL TRIO

Last year the Chiefs became the first AFC team to have three Pro Bowl offensive linemen in the same season — G Will Shields, T Willie Roaf and G Brian Waters (left) — since Denver accomplished that feat following the '98 campaign. Shields and Waters also became the first two guards from the same squad to make the Pro Bowl in the same season since Larry Allen and Nate Newton did it for Dallas following the '95 season. The Chiefs were also the only team in the NFL to boast a pair of undrafted Pro Bowlers last season — Waters and FB Tony Richardson. In fact, the only other undrafted player to make last year's Pro Bowl squad was San Diego TE Antonio Gates.

76

John WELBOURN

Guard/Tackle • 6-5 • 310



Born: March 30, 1976
Torrance, California

California
Trade - Philadelphia (2004)
NFL: 7 (2nd with Chiefs)
GP/GS: (66/66) **Playoffs:** (9/9)

Pro Career: Rugged seventh-year offensive lineman joined the Chiefs in a draft day trade with Philadelphia on April 25, 2004 ... Versatile performer spent the majority of his NFL career at left guard before making the transition back to right tackle with the Chiefs a year ago ... Opened 10 games at the right tackle post for Kansas City in 2004, a position he hadn't played since his initial regular season game with Philadelphia in '99 ... Expected to compete for the starting post at right tackle once again, but could also see duty at either of the club's guard positions ... Is now fully recovered from a right knee injury suffered late in the 2003 that limited his mobility for much of last season ... That lingering knee problem and a right hip flexor injury forced him to miss the final six games of 2004 ... The majority of his NFL playing experience has come at left guard, starting 55 regular season contests at that spot for the Eagles ... Began his pro tenure at right tackle as a rookie with Philadelphia after serving as an All-America left tackle in the collegiate ranks ... Intense competitor owns a nasty on-field disposition ... Former fourth-round draft choice fits the mobile mold of the Chiefs offensive lineman, but can also out-muscle opponents with brute force when necessary ... Is reunited in Kansas City with former Eagles teammate, LB Shawn Barber, as well as former Cal teammate and five-time Pro Bowl TE Tony Gonzalez ... Owns 66 career starts, opening 55 games at left guard and 11 at right tackle ... Started his first game as a rookie at right tackle vs. Arizona (9/12/99), but suffered a left knee injury in that contest and was sidelined for the remainder of the season ... Moved to left guard in 2000, where he spent the rest of his tenure in Philadelphia ... Playoff-tested performer owns nine career postseason starts, including three appearances in the NFC Championship Game.

Transactions: Traded to Kansas City from Philadelphia (4/25/04) in exchange for the Chiefs fifth-round draft choice (162nd overall - used on FB Thomas Tapeh) in 2004 and a third-round selection in 2005 (77th overall - used on RB Ryan Moats) ... Signed an eight-year contract extension with Philadelphia (8/10/01) ... Signed with Philadelphia (7/25/99) ... Was a fourth-round selection (97th overall) of Philadelphia in the '99 NFL Draft.

Kansas City (2004): Started 10 games at right tackle ... Started his first game with the Chiefs at Denver (9/12). It was his first start at right tackle

since he opened there vs. Arizona (9/12/99) while with Philadelphia ... Left the game in the second quarter with a right hip flexor strain and did not return vs. New England (11/22) ... Was placed on injured reserve on November 25th with right knee and right hip flexor injuries.

Philadelphia (1999-03): Started 56 regular season games (55 at left guard, one at right tackle) ... Also opened nine postseason contests at left guard.

EXTRA POINTS

Welbourn is well-versed in California politics and voted for current Governor Arnold Schwarzenegger. "We have a ton of similar views," says Welbourn.

2003: Started 13 contests at left guard ... Suffered a torn meniscus in his right knee at Green Bay (11/10) and underwent surgery to repair the malady ... Was inactive vs. N.Y. Giants (11/16), vs. New Orleans (11/23) and at Carolina (11/30) ... Returned to the starting lineup vs. Dallas (12/7) ... Started in both of the club's postseason contests, including the NFC Championship Game vs. Carolina (1/18/04).

2002: Started 11 games at left guard ... Helped pave the way for an Eagles offense that ranked fourth in the NFL and set a single-season franchise record with 415 points (25.9 ppg.) ... Was also part of an offensive front that allowed just 36.0 sacks, the club's lowest tally in a 16-game season since giving up 22.0 in '81 ... Suffered a fractured fibula at Tennessee (9/8) ... Was inactive with that injury at Washington (9/16), vs. Dallas (9/22), vs. Houston (9/29) and at Jacksonville (10/6) ... Returned to the starting lineup vs. Tampa Bay (10/20) ... Opened both of the team's playoff games, including the NFC Championship Game vs. Tampa Bay (1/19/03).

2001: Started 15 games at left guard ... Suffered an ankle injury at Seattle (9/23) and was inactive the following week vs. Dallas (9/30) ... Returned to the starting lineup vs. Arizona (10/7) when he helped RB Correll Buckhalter post 134 rushing yards, an Eagles single-game record for a rookie ... Started two postseason outings, including the club's NFC Championship Game appearance at St. Louis (1/27/02).

2000: Moved to left guard in the off-season after recovering from a left knee injury that cost him all but one contest the previous year ... Started all 16 games at left guard, as well as the squad's two playoff games ... Part of an Eagles offensive line that saw all five starters open every contest at the same position, marking the first time a Philadelphia squad had accomplished that feat since the league went to a 16-game schedule in '78 ... Helped the Eagles rack up 306 rushing yards at Dallas (9/3), as RB Duce Staley registered 201 ground yards, becoming only the second Eagles player to record a 200-yard rushing day ... Made his first postseason start in the club's NFC Wild Card Game appearance vs. Tampa Bay (12/31) ... Also opened an NFC Divisional Playoff Game at the N.Y. Giants (1/7/01).

1999: Started one game at right tackle ... Battled training camp injuries to win the starting job at right tackle on Opening Day vs. Arizona (9/12), but suffered a ruptured patella tendon in his left knee. Underwent surgery that evening and was subsequently placed on injured reserve on September 13th.

College: Was an All-America selection and first-team All-Pac 10 selection at left tackle as a senior at the University of California in '98, serving as a starter in his final three seasons with the Golden Bears ... Allowed just 2.0 sacks in his three seasons as a starter for the Golden Bears ... Moved over to left tackle as a junior and earned honorable mention All-Pac 10 accolades after going the whole season without allowing a sack ... Cracked the lineup at right guard as a sophomore in '96, opening eight games at that spot under the direction of head coach Steve Mariucci ... Majored in Rhetoric at California and enrolled in the university's graduate school of Education following his graduation in May of '98.

Personal:

- Attended Peninsula High School in Rolling Hills, California.
- His father Robert served as mayor of Palos Verdes, California and twice ran for Congress. He also worked as a lobbyist and John grew up meeting people such as the late President Ronald

Reagan and former California Governor Pete Wilson at fundraising events, sometimes at the family home.

- Has considered attending law school following his playing career.
- As Welbourn explains, his degree in Rhetoric at Cal "was more of an English Philosophy major that was geared toward argument. It was a pre-law major more than anything."
- "He's awesome," says Welbourn of current California Governor Arnold Schwarzenegger, who he voted for in October of 2003. "He's an outsider. He's not a career politician."
- Was a frequent visitor to children's hospitals during his tenure in Philadelphia.
- Has two American staffshire terriers named Bear (named for the Cal Golden Bears) and Rocky.
- Owns a '69 Camaro that he purchased from former teammate DE Hugh Douglas. He restored the car in 2003 to its original state.
- A motorcycle enthusiast, owns a pair of custom-built choppers after riding a Honda motorcycle throughout college.
- Would someday like to build his own motorcycle.
- "I've always liked one-of-a-kind things," explains Welbourn. "I think I'm pretty unique and building bikes is just one way to express myself. When you build a bike you get to custom fit it to yourself. Every bike is different like its owner."
- Went on a cross-state motorcycle trek with T Kyle Turley in Florida during the 2003 off-season.
- A big fan of rock music, his two favorite groups are Metallica and his good friends, Sevendust.
- Full name: John Russell Welbourn.
- Single, resides in Clearwater, Florida.

Games Played/Games Started:

1999 PHI (1/1), 2000 PHI (16/16), 2001 PHI (15/15), 2002 PHI (11/11), 2003 PHI (13/13), 2004 KC (10/10) — 66/66.
Playoffs: 2000 PHI (2/2), 2001 PHI (3/3), 2002 PHI (2/2), 2003 PHI (2/2) — 9/9.



ONES OF A KIND

In its May 26 - June 1 issue, "First Down - Europe's Weekly American Football Magazine" listed the top 100 players in NFL history based on their uniform numbers, assigning one player to each jersey number from 00 to 99. Seven players who spent a portion of their careers in Kansas City made the cut, including current six-time Pro Bowl TE Tony Gonzalez. Here's a look at members of the Chiefs who have made this illustrious list . . .

#1 QB Warren Moon (1984-00)
Chiefs Years (1999-00)

#3 K Jan Stenerud (1967-85)
Chiefs Years (1967-79)

#53 C Mike Webster (1974-90)
Chiefs Years (1989-90)

#86 DT Buck Buchanan (1963-75)
Chiefs Years (1963-75)

#88 TE Tony Gonzalez (1997-present)
Chiefs Years (1997-present)

#90 DE Neil Smith (1988-00)
Chiefs Years (1988-96)

#91 DE Leslie O'Neal (1986-99)
Chiefs Years (1988-99)

25

Greg WESLEY

Safety • 6-2 • 206



Born: March 19, 1978
Little Rock, Arkansas

Arkansas - Pine Bluff
Draft: (No. 3 - 2000)
NFL: 6 (6th with Chiefs)
GP/GS: (73/72) **Playoffs:** (1/1)

Pro Career: Bone-rattling performer entering his sixth season with the Chiefs in 2005 ... Has worked as the club's starting strong safety the past five campaigns, but will make the move to free safety in Kansas City's revamped secondary this season ... Devastating hitter set a career high with four forced fumbles a year ago ... Has started all but one game he's appeared in for Kansas City after entering the NFL as an unheralded third-round draft pick in 2000 ... At just 27 years old is in the prime of his career and possesses the talent to become the latest in a long litany of Kansas City safeties to earn All-Star acclaim should he continue to elevate his level of play ... Pairs with Pro Bowl S Sammy Knight to form a solid starting safety tandem ... Excellent tackler has topped the 100-tackle plateau in three of his first four NFL campaigns and has averaged 100.8 tackles per season during his NFL career ... Owns 20 career interceptions, a mark that is tied with S Mike Sensibaugh and DB Duane Wood as the 15th-highest total in team history ... Could vault into the club's all-time top 10 in INTs with five more pickoffs in 2005 ... Has racked up 16 of his interceptions over the past three seasons ... Knows what to do once he gets the ball in his hands, averaging 19.8 yards per INT return over his career ... Has quickly made a name for himself across the league with his aggressive style of play ... Frequently provides an "up-close and personal" introduction to receivers who tread across his turf in the Chiefs secondary ... A punishing performer who is regarded as one of the league's most vicious hitters ... Started his first 37 games in a Kansas City uniform, becoming just the third player in Chiefs history since '70 to open the first 32 games of his career. Was the first player to do it since Chiefs Hall of Fame inductee DE Art Still ('78-'79). The only other Kansas City player to hold that distinction since the AFL-NFL merger in '70 is S Gary Barbaro, who started his first 32 games over the course of the '76-'78 campaigns ... Was the first Kansas City defensive back and just the fourth player in Chiefs history to produce 100+ tackles in his first two NFL seasons ... His 227 tackles in 2000-01 were the highest total ever assembled by a Chiefs defensive back in his initial two pro seasons ... Literally burst onto the NFL scene with a sensational rookie effort in 2000 when he became the first Chiefs rookie to start all 16 games since CB Kevin Ross in '84 ... Also earned the Chiefs prestigious Mack Lee Hill Award presented annually to the team's top

rookie or first-year performer and was a consensus All-Rookie selection, receiving those honors from *Pro Football Weekly*, *Football News* and *Football Digest* ... Was billed by the Chiefs as potentially one of the best steals of the 2000 draft, a claim which certainly proved to be prophetic ... Truly a unique story in today's age of NFL scouting which leaves virtually no stone unturned ... Became eligible for the draft after the 2000 combine and was worked out on his college campus by just eight NFL clubs, including Kansas City ... The first Chiefs player to ever come out of Arkansas - Pine Bluff, which was formerly known as Arkansas AM&N ... Has played in 73 games (72 starts) in a Chiefs uniform, producing 504 tackles (353 solo), 20 INTs (397 yards) and 6.0 sacks (-39.0 yards) ... Also owns four fumble recoveries, eight forced fumbles, 33 passes defended, 17 QB pressures and 15 special teams stops.

EXTRA POINTS

Wesley needs to wear wristbands every time he plays because he likes the look they give his uniform and when he looks good, he plays good.

Transactions: Signed a six-year contract extension with Kansas City (11/12/04) ... Signed a one-year contract with Kansas City (5/20/03) ... Signed a three-year contract with Kansas City (6/6/00) ... Was tabbed by Kansas City in the third round (85th overall) of the 2000 NFL Draft.

2004: Played in 12 games (11 starts) at strong safety and was inactive for four contests ... Ranked third on the team with 74 tackles (57 solo) and had one tackle for loss ... His four INTs (92 yards) tied with CB Eric Warfield for the team lead ... Also had two QB pressures, a career-high four forced fumbles and three passes defended ... Added three special teams tackles ... Registered four tackles and forced a RB Quentin Griffin fumble at the Kansas City one-yard line that was recovered by CB Dexter McCleon in the end zone at Denver (9/12) ... Was inactive vs. Carolina (9/19) with a right hamstring strain ... Posted five tackles, forced a TE Billy Miller fumble and added a pass defended vs. Houston (9/26) ... Amassed a team-high eight tackles and a pass defended at Baltimore (10/4) ... Totaled five tackles, a pass defended and an interception off Michael Vick vs. Atlanta (10/24) ... Picked off

Peyton Manning in the end zone in the fourth quarter, producing a career-long 65-yard INT return vs. Indianapolis (10/31) ... Posted seven tackles, two QB pressures and an INT off Aaron Brooks at New Orleans (11/14) ... Compiled nine tackles and two special teams stops vs. New England (11/22) ... Did not play vs. San Diego (11/28) after suffering a left hamstring strain in pre-game warmups and was inactive with that injury at Oakland (12/5) and at Tennessee (12/13) ... Produced eight tackles and chased down RB Tatum Bell from behind to force a fumble at the Kansas City five-yard line that bounced through the end zone for a touchback vs. Denver (12/19) ... Amassed 12 tackles, intercepted a P Mike Scifres pass on an aborted FG attempt and forced a FB Andrew Pinnock fumble at San Diego (1/2/05).

2003: Started 16 games at strong safety ... Was named to the All-Joe Team by the *USA Today* ... Led the DBs and was third on the club with 121 tackles (82 solo), including three for a loss, 2.0 sacks (-12.0 yards) and 10 passes defended ... Also had one QB pressure ... Tied for the team lead with CB Dexter McCleon and tied for fourth in the AFC and seventh in the NFL with six interceptions (63 yards) ... Returned an INT off Drew Brees for 16 yards vs. San Diego (9/7) ... Totaled 10 tackles and an INT off QB Kyle Boller at Baltimore (9/28) ... Recorded a team-high 13 tackles at Green Bay (10/12) ... Combined with S Jerome Woods to stop WR Tim Brown at the one-yard line on the final play of the game to preserve a 17-10 victory at Oakland (10/20) ... Contributed 10 tackles and two passes defended vs. Buffalo (10/26) ... Intercepted a Kelly Holcomb pass vs. Cleveland (11/9) ... Talled 10 tackles and a sack of Jon Kitna at Cincinnati (11/16) ... Registered a 27-yard INT return off Doug Flutie at San Diego (11/30) ... Recorded a career-high 14 tackles (nine solo) along with a sack and strip of QB Daunte Culpepper at Minnesota (12/20), as well as an INT ... Got an interception off Kordell Stewart vs. Chicago (12/28) ... Started the club's AFC Divisional Playoff Game vs. Indianapolis (1/11/04), producing six tackles.

2002: Opened 13 games at strong safety ... Was inactive for three games due to injury ... Was fifth on the team with 82 tackles (55 solo), including one behind the line ... Also had six QB pressures, two passes defended, one fumble recovery and a sack (-4.0 yards) ... Tied for second in the AFC and fifth in the NFL with a team-high six INTs (170 yards) ... His 170 INT return yards were the fifth-highest single-season total in team history ... Led the team with 10 tackles at Cleveland (9/8) ... Recorded a career-high three interceptions off QB Jay Fielder in the fourth quarter for a career-best 71 INT return yards vs. Miami (9/29), including a return of 42 yards. His three INTs in one game tied for the most in the NFL in 2002 and were the most in Chiefs history since CB Albert Lewis had three vs. Atlanta (9/19/91) ... Produced an interception off Chad Pennington before leaving in the second quarter with a left shoulder injury at the N.Y. Jets (10/6) ... Was inactive at San Diego (10/13) and vs. Denver (10/20) due to that shoulder injury, breaking his streak of 37 consecutive starts ... Returned to the starting lineup vs. Oakland (10/27) ... Amassed a career-high three QB pressures and

a 50-yard INT return off Jake Plummer vs. Arizona (12/1) ... Recorded a sack and an INT (49 yards) off Jamie Martin vs. St. Louis (12/8) ... Recovered a fumble by RB Clinton Portis at Denver (12/15) ... Left the game with a right hamstring strain vs. San Diego (12/22) and was inactive at Oakland (12/28) due to that injury.

2001: Started all 16 games at strong safety ... Recorded 126 tackles (76 solo) to rank third on the team and lead all Chiefs defensive backs ... Also added 2.0 sacks (-12.0 yards), five tackles for loss, two INTs, six QB pressures, two fumble recoveries, a forced fumble and seven passes defended ... Had four special teams stops, as well ... Produced a sack and strip of Rich Gannon vs. Oakland (9/9) ... Recorded 12 tackles vs. the N.Y. Giants (9/23) ... Intercepted a Tony Banks pass at Washington (9/30), returning it 30 yards ... Registered a season-high 13 tackles at Arizona (10/21) ... Recovered a QB Vinny Testaverde fumble at the N.Y. Jets (11/11) ... Had two QB pressures and a sack of Matt Hasselbeck vs. Seattle (11/25) ... Produced 13 tackles vs. Philadelphia (11/29) and returned a Donovan McNabb INT 13 yards ... Recovered a QB Rich Gannon fumble at Oakland (12/9) ... Produced a team-high 10 tackles and two passes defended at Jacksonville (12/30).

2000: Started all 16 games at strong safety, becoming the first rookie to open all 16 contests since CB Kevin Ross in '84 ... Named the club's Mack Lee Hill Award recipient as the Chiefs most outstanding rookie or first-year player ... Compiled 101 tackles (83 solo) to rank third on the team ... Those 101 tackles were the fourth-highest total ever by a Chiefs rookie and the most-ever by a KC rookie defensive back ... Led the team with 11 passes defended and tied for second with two interceptions ... Also had a sack (-11.0 yards), a fumble recovery, two forced fumbles, three QB pressures and eight special teams tackles ... Started his first NFL game vs. Indianapolis (9/3), tallying eight tackles and a pass defended. Became the first Chiefs rookie to start on Opening Day since LB Percy Snow in '90 and was the first rookie safety to start for Kansas City in the first regular season game of the season since S Gary Barbaro in '76 ... Collected nine solo tackles at Tennessee (9/10) ... Registered his first NFL sack at Denver (9/24), spinning around a would-be blocker to take down Gus Frerotte and force a fumble on the play. That sack and strip marked a pivotal turnaround in a 23-22 comeback victory ... Forced a RB Shaun Alexander fumble vs. Seattle (10/2) ... Registered his first career INT off current KC signal-caller Trent Green (28 yards) vs. St. Louis (10/22) ... Amassed a career-high three passes defended and an INT off Jon Kitna at Seattle (10/29) ... Compiled nine tackles at San Francisco (11/12) ... Had a fumble recovery at New England (12/4) ... Posted eight tackles at Atlanta (12/24).

College: Saw duty in 33 games (22 starts) at Arkansas - Pine Bluff, totaling 121 tackles (76 solo), 9.0 tackles for a loss, eight INTs for 88 yards, a fumble recovery, a forced fumble and 21 passes defended ... Also contributed a sack and 20 special teams stops ... Didn't originally enroll at Arkansas - Pine Bluff with the intention of playing collegiate football ... Was

"discovered" at Arkansas - Pine Bluff by an assistant football coach who saw him dunk in an intramural basketball contest in November of '96... Had already planned to join the Golden Lions football team as a walk-on in '97, but that performance truly heightened the coaching staff's interest in him ... Started all 11 games at free safety and ranked third on the squad with 62 tackles (36 solo) in '99 ... Produced four INTs for 68 yards and also added 6.0 tackles for loss and five passes defended ... Got a season-high 10 tackles vs. Alabama A&M ... Was a second-team All-Southwestern Conference performer in '98 at free safety ... In 11 starts, racked up 54 tackles (35 solo),

four INTs for 17 yards, a forced fumble and 16 passes defended ... Joined the team as a walk-on during his sophomore year in '97 ... Had five tackles, a sack, a fumble recovery and 20 special teams tackles in his first season with the club ... Majored in Business Management at Arkansas - Pine Bluff.

Personal:

- An exceptional prep athlete, was named to the All-Arkansas basketball team as a senior.
- Full name: Gregory Lashon Wesley.
- Single, with a daughter Enshalla Monique (6).
- Resides in Leawood, Kansas.



WESLEY'S NFL STATISTICS



Year	Team	G-S	INTERCEPTIONS				TACKLES			FUMBLES		PASSES	SACKS
			No.	Yds.	LG	TD	Solos	Asst.	Total	Rec.	For.	Defensed	No./Yds.
2000	Kansas City	16-16	2	28	28	0	83	18	101	1	2	11	1.0/11.0
2001	Kansas City	16-16	2	44	30	0	76	50	126	2	1	7	2.0/12.0
2002	Kansas City	13-13	6	170	50	0	55	27	82	1	0	2	1.0/4.0
2003	Kansas City	16-16	6	63	27	0	82	39	121	0	1	10	2.0/12.0
2004	Kansas City	12-11	4	92	65	0	57	17	74	0	4	3	0.0/0.0
Totals		73-72	20	397	65	0	353	151	504	4	8	33	6.0/39.0

Additional Stats: Has 15 special teams tackles – eight in 2000, four in 2001 and three in 2004. Has 17 QB pressures – three in 2000, six in 2001, six in 2002 and two in 2004.

POSTSEASON

Year	Team	G-S	INTERCEPTIONS				TACKLES			FUMBLES		PASSES	SACKS
			No.	Yds.	LG	TD	Solos	Asst.	Total	Rec.	For.	Defensed	No./Yds.
2003	Kansas City	1-1	0	0	--	0	5	1	6	0	0	0	0.0/0.0
Totals		1-1	0	0	--	0	5	1	6	0	0	0	0.0/0.0

SINGLE-GAME CAREER HIGHS

Tackles: 14 (11 solo) at Minnesota (12/20/03)
Sacks: 1.0, six times, last at Minnesota (12/20/03)
Passes Defended: 3 at Seattle (10/29/00) vs. Chicago (12/28/03)
QB Pressures: 3 vs. Arizona (12/1/02)
Interceptions: 3 vs. Miami (9/29/02)

INT Return Yards: 71 vs. Miami (9/29/02)
Long INT Return: 65 vs. Indianapolis (10/31/04)
Fumble Recoveries: 1, four times, last at Denver (12/15/02)
Forced Fumbles: 1, eight times, last at San Diego (1/2/05)

STREAKS AND MILESTONES: His 20 interceptions are tied for 15th in team history. He needs five more INTs to move ahead of CB Gary Green (24) for 10th in franchise annals. Started the first 37 games of his career, the most by a Chiefs player to begin his career since DE Art Still started his first 51 games from '78-81. His 227 tackles in 2000-01 were the most ever by a Kansas City defensive back in his initial two pro campaigns.

2005 CHIEFS PRO BOWLERS



Six members of the 2004 Chiefs were named to the 2005 AFC-NFC Pro Bowl squad. (Left to right) TE Tony Gonzalez made his sixth Pro Bowl appearance, FB Tony Richardson earned his second straight Pro Bowl berth and G Will Shields made his 10th consecutive trip to Hawaii. TE Kendall Gammon earned All-Star honors as the AFC's long snapper for the first time, joining first-time Pro Bowler G Brian Waters. T Willie Roaf not pictured.

62

Casey WIEGMANN

Center • 6-2 • 285



Born: July 20, 1973
Parkersburg, Iowa

Iowa
Unrestricted Free Agent (2001)
NFL: 10 (5th with Chiefs)
GP/GS: (115/88) Playoffs: (1/1)

Pro Career: Strong-willed Iowan joined Kansas City as an unrestricted free agent from Chicago on March 15, 2001 ... Has been a key element in Kansas City's record-setting offense since joining the club ... Enters his fifth campaign as the Chiefs starting center in 2005 ... Doesn't tip the scales at or above 300 pounds like many NFL offensive linemen, but plays much bigger than his size with a determined and fundamentally-sound style ... One of the league's most underrated performers at his position ... Is finally beginning to garner some well-deserved national attention for his consistent effort and performance ... Has earned three consecutive berths on *USA Today's* All-Joe Team, a squad that annually recognizes the NFL's best blue-collar players ... Finished second in the AP's All-Pro voting at center in 2002 ... It isn't just mere happenstance that Wiegmann's arrival in Kansas City has coincided with RB Priest Holmes' emergence as one of the league's most prolific all-around performers ... Has excellent quickness and agility, attributes that frequently allow him to take on second-level defenders on draws and screens - two of Holmes' most productive plays ... A tenacious blocker who displays a hard-working style true to his Midwestern roots ... One of four current NFL performers to hail from Iowa's epicenter of future NFL players - Applington-Parkersburg High School in Parkersburg, Iowa (pop. 1,804) - joining C Brad Meester (Jacksonville), DE Jared DeVries (Detroit) and DE Aaron Kampman (Green Bay), who also hail from that high school alma mater ... Originally came to Kansas City as the replacement for one of the finest centers in the illustrious history of the Chiefs franchise, Tim Grunhard ... Is quickly establishing his own legacy after helping Holmes shatter a bevy of team and NFL records the past three seasons ... Barks out the blocking calls for a star-studded Kansas City offensive front that includes a pair of 10-time Pro Bowlers in G Will Shields and T Willie Roaf ... Was part of a Chiefs offense that set an NFL record with 398 first downs and established a team record with 6,695 yards of total offense in 2004 ... Has also been a part of a Kansas City blocking unit that has cleared the path for 63 rushing TDs over the past two seasons, a two year total matched in NFL history by only the '61-62 Packers ... Was also an integral cog in a Kansas City offense that registered a league-best 484 points in 2003, the best single-season output in team history ... Durable performer has opened 63 straight games for the Chiefs after missing the 2001 season opener after undergoing an appendectomy ... Those 63 straight starts are the fourth-longest active

streak on the team ... Was part of a Kansas City offensive front that saw all five players open at the same positions for 32 consecutive games in 2002-03, the NFL's longest streak since the San Diego offensive line accomplished the feat for 40 straight games in '71-73 ... Has played in a total of 115 games (88 starts) ... Owns two career kickoff returns for 10 yards ... Prior to joining the Chiefs in 2001, spent time on the active rosters of Chicago ('97-00), the N.Y. Jets ('96-97) and Indianapolis ('96) ... Began his NFL career as a rookie free agent working on the Colts practice squad in '96, before eventually being promoted to that club's active roster.

EXTRA POINTS

Wiegmann is one of four current NFL players who hails from Parkersburg, IA.

Transactions: Signed a six-year contract with Kansas City as an unrestricted free agent from Chicago (3/15/01) ... Signed with Chicago (9/24/97) ... Released by the N.Y. Jets (9/22/97) ... Claimed off waivers by the N.Y. Jets from Indianapolis (10/29/96) ... Signed by Indianapolis from the practice squad (10/15/96) ... Added to the Indianapolis practice squad (9/23/96) ... Released by Indianapolis (9/22/96) ... Signed by Indianapolis from the practice squad (9/10/96) ... Added to the Indianapolis practice squad (8/27/96) ... Released by Indianapolis (8/25/96) ... Signed as a rookie free agent with Indianapolis (4/26/96).

Kansas City (2001-04): Has started 63 consecutive games at center for the Chiefs.

2004: Opened all 16 contests at center for a third straight season, earning his third consecutive berth on the *USA Today* All-Joe Team ... Anchored the blocking unit of a Kansas City squad that led the NFL in total offense for the first time in team history, averaging 418.4 yards per game ... Part of a Chiefs offensive front that cleared the way for an NFL single-game record eight rushing TDs vs. Atlanta (10/24).

2003: Started at center in all 16 games for the second consecutive year, earning a spot on the *USA Today* All-Joe Team for the second straight season ... Helped spring RB Priest Holmes for an NFL-record 27 rushing TDs.

2002: Started at center in all 16 games for the first time in his career ... Was named to the *USA Today* All-Joe Team for his efforts ... Anchored an offensive

line that helped RB Priest Holmes establish a single-season franchise record with 1,615 rushing yards as the Chiefs led the league in scoring (29.2 ypg) and ranked second in total offense (375.0 ypg).

2001: Started the club's final 15 games at center after missing the opener following appendectomy surgery ... Opened plenty of holes for RB Priest Holmes to amass a league-high 1,555 yards rushing ... Was inactive vs. Oakland (9/9) due to an appendectomy which was performed on August 27th ... Started his first game in a Chiefs uniform vs. the N.Y. Giants (9/23) and proceeded to open the final 15 games of the season.

Chicago (1997-00): Saw duty in 49 games (25 starts) in over three full seasons with the Bears ... Played in 48 regular season games with Chicago from '98-00 ... Returned two kickoffs for 10 yards.

2000: Played in all 16 games (10 starts) for the third straight year ... Backed up C Olin Kruetz for the season's first three games before moving back into the starting lineup vs. Detroit (9/24) ... Also opened at Green Bay (10/1), vs. New Orleans (10/8) and vs. Minnesota (10/15) ... Worked behind Kruetz for the next four games ... Started the club's final five games beginning at the N.Y. Jets (11/26).

1999: Played in all 16 contests ... Served as the club's backup center and played on special teams ... Had a two-yard kickoff return vs. Seattle (9/19).

1998: Saw action at center in all 16 games (15 starts) and also contributed on special teams ... Initial NFL start came vs. Jacksonville (9/6) ... Returned a kickoff eight yards at Arizona (10/11) ... Started every game except vs. Green Bay (12/27).

1997: Saw reserve action in one contest ... Was claimed off waivers on September 24th after being released by the Jets the previous day ... Inactive at Dallas (9/28) and for the next nine games with a shoulder injury ... Was active but did not play at St. Louis (12/14) ... Saw his first action in a Bears uniform at Tampa Bay (12/21).

N.Y. Jets (1996-97): Saw duty in three games for the Jets on special teams.

1997: Saw duty in three games ... First regular season NFL action came at Seattle (8/31) ... Also played vs. Buffalo (9/7) and at New England (9/14) ... Was inactive vs. Oakland (9/21) before being released the following day.

1996: Claimed off waivers from Indianapolis on October 29th ... Was inactive vs. New England (11/10) and at Indianapolis (11/17) ... Active, but did not play at Buffalo (11/24) ... Was inactive vs. Houston (12/1), at New England (12/8) and vs. Philadelphia (12/14) ... Active, but did not play vs. Miami (12/22).

Indianapolis (1996): Spent the first two weeks of the regular season on the club's practice

squad ... Was promoted to the 53-man roster on September 10th ... Did not play vs. Dallas (9/15) and was subsequently placed back on the practice squad on September 23rd ... Promoted back to the active roster on October 15th, but did not play vs. New England (10/20) or at Washington (10/27) ... Was released by Indianapolis on October 28th.

College: Started 27 career games as a center at Iowa, including every contest of his senior campaign ... One of four co-captains for the Hawkeyes as a senior when he collected All-Big Ten honorable mention honors ... Was named the team's co-MVP and won the Offensive Coaches Hustle Award ... Started eight games as a junior missing two due to injury ... Finished his sophomore season having started the first four games and final three games at center, missing five games due to injury ... Played in five games as a freshman ... Honor roll student majored in Sociology at Iowa.

Personal:

- A three-sport letterman (football, baseball, basketball) at Aplington-Parkersburg High School in Parkersburg, Iowa.
- Played C, DE, K and P as a prep under legendary coach Ed Thomas and established a school record with 17.0 career sacks.
- Has served as an intern for the Legacy Financial Group during the past two off-seasons.
- Serves as co-chairman for the Chiefs First Downs for Down Syndrome program which raises \$250,000 annually based on the production of the Chiefs offensive line.
- Nominated Thomas for the 2003 NFL Coach of the Year Award. Thomas was named a finalist and received \$5,000 for the school.
- Wiegmann's mother Brenda was featured in a 2003 ESPN piece by Kenny Mayne highlighting the football tradition in Parkersburg, Iowa.
- Full name: Casey Peter Wiegmann (pronounced WIG-man).
- Single, resides in Overland Park, Kansas.

Additional Stats: Has two kickoff returns – one for eight yards at Arizona (10/11/98) and one for two yards vs. Seattle (9/19/99).

Streaks and Milestones: Has started 63 consecutive games at center for Kansas City dating back to a contest vs. the N.Y. Giants (9/23/01).

Games Played/Games Started:

1996 IND (0/0), 1996 NYJ (0/0), 1997 NYJ (3/0), 1997 CHI (1/0), 1998 CHI (16/15), 1999 CHI (16/0), 2000 CHI (16/10), 2001 KC (15/15), 2002 KC (16/16), 2003 KC (16/16), 2004 KC (16/16) — 115/88.
Playoffs: 2003 KC (1/1) — 1/1.



CURRENT NFL PLAYERS FROM PARKERSBURG, IOWA



Player	Current Team	College
DE Jared DeVries	Detroit	Iowa
DE Aaron Kampman	Green Bay	Iowa
C Brad Meester	Jacksonville	Northern Iowa
C Casey Wiegmann	Kansas City	Iowa

96

Jimmy WILKERSON

Defensive End • 6-2 • 280



Born: January 4, 1981
Omaha, Texas

Oklahoma
Draft (No. 6 - 2003)
NFL: 3 (3rd with Chiefs)
GP/GS: (27/0) Playoffs (1/0)

Pro Career: Budding young defensive end enters his third NFL season with the Chiefs in 2005 ... Should push for an expanded role on defense this season ... Expected to once again work at left defensive end behind starter Eric Hicks ... Natural position is end, but can work at any spot on the defensive front ... Earned a reputation as a pass rusher in college, but also has the skills to drop in coverage if necessary ... Former sixth-round draftee was named the club's Mack Lee Hill Award winner as a rookie in 2003 with LB Kawika Mitchell, an honor annually bestowed on Kansas City's top rookie or first-year player ... Worked his way into the lineup for the season's final 12 contests of his initial pro campaign, making contributions on the defensive line and on special teams ... Showed pass-rushing potential in training camp, earning him a spot on the club's Opening Day roster in 2003 ... Versatile athlete was a high school quarterback who made the transition from linebacker to defensive end after his freshman campaign in college ... Owns 27 games of NFL experience, amassing 34 tackles (15 solo), half of a sack (-4.5 yards), seven QB pressures and one pass defended with 11 special teams tackles ... Played in one postseason game with one special teams tackle.

Transactions: Signed a three-year contract with Kansas City (7/14/03) ... Entered the NFL as a sixth-round draft pick (189th overall) of Kansas City in 2003.

2004: Played in 15 games as a reserve on defense and on special teams ... Was inactive for one contest ... Had 11 tackles (four solo), half of a sack (-4.5 yards), four QB pressures and three special teams stops ... Recorded one tackle vs. Carolina (9/19) ... Produced one tackle and a QB pressure vs. Houston (9/26) ... Registered one tackle at Jacksonville (10/17) ... Was inactive vs. Atlanta (10/24) ... Posted two tackles and one special teams stop at Tampa Bay (11/7) ... Recorded one tackle and one QB pressure at New Orleans (11/14) ... Registered one tackle vs. San Diego (11/28) ... Totaled one tackle, half of a sack of Jake Plummer, one QB pressure and two special teams stops vs. Denver (12/19) ... Produced one tackle vs. Oakland (12/25) ... Tallied two solo tackles and one QB pressure at San Diego (1/2/05).

2003: Played in 12 games as a defensive reserve and on special teams ... Was inactive for four contests ... Shared the club's Mack Lee Hill Award with LB Kawika Mitchell ... Had 23 tackles (11 solo), three QB pressures and one pass defended ... Also had eight special teams tackles ... Was inactive for

the season's first four contests ... Recorded three tackles and one QB pressure in his first NFL game vs. Denver (10/5) ... Produced three tackles, one QB pressure and one special teams stop at Green Bay (10/12) ... Tallied three tackles at Oakland (10/20) ... Totaled two special teams tackles vs. Cleveland (11/9) ... Totaled three tackles at Denver (12/7) ... Recorded a career-high four tackles and two special teams stops vs. Detroit (12/14) ... Had a special teams tackle in the club's AFC Divisional Playoff Game vs. Indianapolis (1/11/04).

EXTRA POINTS

During his youth, Wilkerson was adept at hunting a vast array of serpents, including poisonous varieties such as Copperheads and Water Moccasins.

College: Saw action in 38 games (24 starts) at Oklahoma, amassing 130 tackles (66 solo), 35.0 stops for loss and 12.0 sacks (-68.0 yards) ... Also added 28 QB pressures, 13 passes defended and four forced fumbles ... Declared for the draft following his junior season at Oklahoma ... Opened all 14 games at weakside defensive end as a junior ... Was a first-team All-Big 12 choice by *The NFL Draft Report* ... Recorded 46 tackles (25 solo), including 12.0 stops for loss, 6.0 sacks (-38.0 yards), 14 QB pressures, two passes defended and a forced fumble ... Played in 12 games with 10 starts as a rush end his sophomore season ... Earned consensus first-team All-Big 12 honors ... Totaled a career-high 68 tackles (31 solo), 5.0 sacks (-24.0 yards) and 18.0 tackles for loss ... Added 13 QB pressures, 10 passes defended and three forced fumbles ... Saw action in 12 games as a freshman, recording 16 tackles (10 solo), a sack (-6.0 yards) and 5.0 stops for loss, spending the majority of the season at linebacker ... Majored in Education at Oklahoma.

Personal:

- Named the East Texas Player of the Year as a senior and was a two-time All-Texas selection at Paul H. Hewitt High School in Omaha, Texas.
- Former prep quarterback threw for 1,209 yards, rushed for 1,430 yards and posted 35 total TDs.
- Led his squad to the Class 2A quarterfinals as a senior, posting 111 tackles as a linebacker.
- Led school to the State Championship as a junior.
- Full name: Jimmy Boyd Wilkerson.
- Married, wife Jamie with a son Tyson (1).
- The Wilkersons reside in Lee's Summit, Missouri.



WILKERSON'S NFL STATISTICS



Year	Team	G-S	TACKLES			FUMBLES		SACKS No./Yds.	INTS No./Yds.	PASSES Defensed	QB Pressures
			Solos	Asst.	Total	Rec.	For.				
2003	Kansas City	12-0	11	12	23	0	0	0.0/0.0	0/0	1	3
2004	Kansas City	15-0	4	7	11	0	0	0.5/4.5	0/0	0	4
Totals		27-0	15	19	34	0	0	0.5/4.5	0/0	1	7

Additional Stats: Has 11 special teams tackles – eight in 2003 and three in 2004.

Postseason: Has played in one playoff game with one special teams tackle in 2003.

74

Brett WILLIAMS

Tackle • 6-5 • 321



Born: May 2, 1980
Kissimmee, Florida

Florida State
Draft (No. 4 - 2003)
NFL: 3 (3rd with Chiefs)
GP/GS: (5/0) Playoffs (0/0)

Pro Career: Young offensive lineman enters his third training camp with Kansas City in 2005 ... Proven college competitor joined the squad as the Chiefs fourth-round pick in 2003 ... Expected to compete for playing time at the club's right tackle position ... Also has the versatility to play guard and spent time working on the interior of the line behind 10-time Pro Bowl G Will Shields a year ago ... Has a firm grasp on Kansas City's blocking schemes and has benefitted greatly from working with Chiefs offensive line coach Mike Solari ... Possesses solid size and strength and will be given an opportunity to continue honing his technique at the pro level ... Fundamentally-sound performer who Florida State head coach Bobby Bowden called, "as good as any offensive lineman that I've ever had" ... Has played in five games and has been inactive for 25 contests during his NFL tenure.

Transactions: Signed a three-year contract with Kansas City (7/17/03) ... Drafted in the fourth-round of the 2003 NFL Draft (113th overall) by Kansas City.

2004: Played in five games and was inactive for nine contests ... Was inactive for the first six games of the season ... Was active for his first NFL game vs. Indianapolis (10/31) ... Was inactive at New Orleans (11/14), vs. New England (11/22) and vs. San Diego (11/28) ... Played in his first NFL game on the placement protection team at Oakland (12/5) and also saw duty in that capacity at Tennessee (12/13) ... Saw duty at RG and on special teams vs. Denver (12/19) ... Played on special teams vs. Oakland (12/25) ... Appeared in the club's jumbo formation and on special teams at San Diego (1/2/05).

2003: Was inactive for all 16 games and the club's AFC Divisional Playoff Game vs. Indianapolis (1/11/04).

College: Played in 40 games (35 starts) during his career at Florida State ... Started all 14 games at left tackle as a senior ... Was a first-team All-America selection of *NFL Draft Report*, *The Sporting News* and

the American Football Coaches Association ... Earned first-team All-Atlantic Coast Conference honors and won the conference's Jacob's Blocking Trophy as the league's top offensive lineman for the second straight year ... Served as team captain ... Started nine games at left tackle his junior season ... Earned first-team

EXTRA POINTS

Williams enjoys hunting wild boar in his native Florida, using only a dog to track the creatures and no weapons. Williams prefers to "hog-tie" the boars by hand and wrestle them into a pen.

All-ACC honors and claimed the league's Jacob's Blocking Trophy ... Opened five games at left tackle as a sophomore, earning second-team All-ACC honors ... Began the season as the starter, but an ankle injury kept him out of the lineup early in the season ... Opened the final five games of the regular season ... Played in 12 games his freshman campaign, starting the last seven games of the season at left tackle ... Earned second-team All-ACC honors ... Majored in Sport Management at Florida State.

Personal:

- Was rated as the top guard prospect in the country following his senior year at Osceola High School in Kissimmee, Florida according to *Super Prep*.
- Named a first-team *USA Today* All-USA pick and was also a *Parade* All-America selection.
- Was an All-Southern pick of the *Orlando Sentinel* and the number three college prospect in the state of Florida by both the *Tampa Tribune* and the *St. Petersburg Times*.
- Was a member of the *Atlanta Journal-Constitution's* Super Southern 100 Team.
- Won state titles in both the discus (sophomore and junior) and the shot put (junior).

- Owns personal best of 177' 0" in the discus and 60' 4" in the shot.
- Also lettered in weightlifting.
- Full name: Brett Weston Williams.
- Married, wife Sara.

- The Williams' reside in Overland Park, Kansas.

Games Played/Games Started:
2003 (0/0), 2004 (5/0) — 5/0. **Playoffs:**
2003 (0/0) — 0/0.

84

Kris
WILSON

Tight End • 6-2 • 251

Pittsburgh

Draft (No. 2b - 2004)

NFL: 2 (2nd with Chiefs)

GP/GS: (3/0) Playoffs: (0/0)



Born: August 22, 1981
Lancaster, Pennsylvania

Pro Career: Sure-handed tight end joined the Chiefs as a second-round selection (61st overall) in the 2004 NFL Draft ... Promising all-around offensive threat was enjoying an impressive training camp as a rookie before having his season curtailed by a broken left fibula suffered in the club's final preseason contest at Dallas (9/2/04) ... Recorded seven receptions for 73 yards (10.4 avg.) with a TD in the 2004 preseason prior to the injury ... Had surgery to repair the bone on September 3rd of last year and missed the first 12 games of the season with that malady ... Returned to play in the final three games of 2004 ... Appears to be fully recovered from that injury-shortened rookie campaign and is expected to be featured prominently in the Chiefs offensive plans in 2005 ... Works behind six-time Pro Bowl TE Tony Gonzalez, but gives the Chiefs a lethal receiving combination when he pairs with Gonzalez in two-TE formations ... Made a number of impressive and acrobatic catches in camp a year ago and hopes to translate those practice performances into in-game production this season ... Hard-working and versatile performer is listed as a tight end, but is expected to serve as a multi-purpose performer for Kansas City with the ability to work at fullback or H-back in certain formations as well as on special teams for Kansas City.

Transactions: Signed a four-year contract with Kansas City (7/19/04) ... Entered the NFL as the second (61st overall) of Kansas City's two second-round choices in the 2004 draft.

2004: Played in three games and was inactive for 13 contests ... Was inactive the first 12 games of the regular season with a broken left fibula suffered in the preseason at Dallas (9/2) ... Was inactive at Tennessee (12/13) ... Played in his first NFL game as a reserve TE vs. Denver (12/19) ... Was a reserve TE vs. Oakland (12/25) and at San Diego (1/2/05).

College: Started the final 42 games of his career at Pittsburgh (43 starts in 48 contests), catching 88 passes for 1,431 yards (17.9 avg) and 15 TDs ... Was one of three finalists for the John Mackey Award, given to the top tight end in the collegiate ranks, joining Kellen Winslow, II (Miami) and Ben Troupe (Florida) ... Was also a standout in the classroom, earning a spot on the Big East All-Academic Team in 2002 and 2001 ... Started all 13 games at tight end as a senior ... Was a second-team All-Big East selection ... Finished

second on the team behind WR Larry Fitzgerald with a career-high 44 receptions for 643 yards (14.6 avg.) and nine TDs ... Added five special teams tackles ... Started all 13 games as a junior, catching 18 passes

EXTRA POINTS

Wilson owns a collection of over 100 baseball and basketball hats. He began accumulating the hats as a youngster and considers a classic Philadelphia Phillies hat his favorite.

for 389 yards (21.6 avg.) and two TDs ... Added a 15-yard kickoff return and four special teams tackles ... Started 11 games at tight end his sophomore campaign ... Was the recipient of the Ed Conway Award, given to the team's most improved player ... Finished the season with 19 receptions for 272 yards (14.3 avg.) and two TDs ... Added eight tackles on special teams ... Played in all 11 games, starting the club's final six regular season contests and the Insight.com Bowl as a redshirt freshman ... Grabbed seven passes for 127 yards (18.1 avg.) and a pair of touchdowns ... Redshirted as a true freshman ... Majored in Economics at Pittsburgh.

Personal:

- Attended J.P. McCaskey High School in Lancaster, Pennsylvania.
- Earned first-team All-Lancaster-Lebanon Section 1 honors as both a linebacker and wide receiver, adding league Wide Receiver of the Year accolades.
- Posted 36 receptions for 936 yards and 10 TDs as a senior, good for an average of 26.0 yards per catch.
- Also registered 111 tackles, 7.0 sacks, three INTs and two fumble recoveries.
- Selected to play in the Big 33 Football Classic and Lancaster County All-Star Game.
- Also lettered twice in basketball and once in baseball.
- Served as an intern with the Legacy Financial Group during the 2005 off-season.
- Full name: Kristopher D. Wilson.
- Single, resides in Kansas City, Missouri.

One-Time Pro Bowler (2003)

21

Jerome WOODS

Safety • 6-3 • 205

Memphis

Draft (No. 1 - 1996)

NFL: 10 (10th with Chiefs)

GP/GS: (121/105) Playoffs: (2/2)



Born: March 17, 1973

Memphis, Tennessee

Pro Career: Former Pro Bowl free safety entering his 10th season in a Kansas City uniform in 2005 ... Provides the Kansas City defense with another seasoned performer in the defensive backfield and should prove an invaluable asset to fellow S Greg Wesley who will be making the transition from strong safety to free safety this season ... Attempting to bounce back from a left knee injury that cost him the final six contests of the 2004 campaign ... Former first-round draft choice has been a mainstay in the club's secondary after moving into a starting role at free safety in just his second pro campaign in '97 ... In the subsequent five seasons only missed one start for the club prior to suffering a broken right leg in the preseason that cost him the entire 2002 campaign ... Made a remarkable comeback in 2003, starting all 16 games and becoming the first Kansas City safety to earn a Pro Bowl berth since Chiefs Hall of Fame inductee Deron Cherry did it following the '88 campaign ... A member of an elite group of Kansas City safeties who have made the Pro Bowl, including the likes of Chiefs Hall of Famers Lloyd Burruss, Cherry and Johnny Robinson ... Shares the title of the longest-tenured defensive player on the club's roster along with DT John Browning, who also joined the team in the '96 NFL Draft ... Ranks 42nd on the club's all-time service chart with 121 games played ... Is also one of just 27 players in team history to start 100 or more games ... Owns a reserved personality off the field, but has produced plenty of highlight-quality hits over the years ... Ranks seventh on the franchise's all-time tackle chart, needing 12 more stops to move ahead of LB Derrick Thomas (728) and 26 more tackles to bypass LB Donnie Edwards for fifth ... Owns four 100-tackle campaigns, as well as a 99-tackle effort in 2003 ... Played over half of the '98 season with six screws and a metal plate inserted into a broken right hand ... Despite that injured appendage, still started all 16 games and finished third on the squad with 124 tackles that year ... Shared the club's KO return chores with WR Tamarick Vanover as a rookie in '96 and also served as a reserve cornerback before moving to free safety in '97 ... Has seen action in 121 regular season games (105 starts), producing 15 INTs with 282 return yards and two TDs ... Owns 717 tackles (486 solo), four fumble recoveries and 11 forced fumbles ... Has also racked up 5.0 sacks (-27.0 yards), 49 passes defended, 29 QB pressures and 24 special teams stops ... Recovered a blocked FG attempt in '98 ... Returned 25 kickoffs for 581

yards (23.2 avg.) with a long of 66 yards as a rookie in '96 ... In two postseason starts has recorded 10 tackles (seven solo) and a forced fumble.

Transactions: Signed a six-year contract with Kansas City (3/3/04) ... Signed a five-year contract with Kansas City (2/10/00) ... Signed a five-year contract with Kansas City (8/12/96) ... Entered the NFL as Kansas City's first-round choice (28th overall) in the '96 NFL Draft.

EXTRA POINTS

Woods ranks seventh in Chiefs history with 717 career tackles and needs 12 more stops to bypass LB Derrick Thomas (728) for the sixth-highest total in franchise history.

2004: Started 10 games at free safety and was inactive for six games ... Had 56 tackles (39 solo) with two behind the line, a sack (-4.0 yards), one QB pressure and a pass defended ... Tied a team high with seven tackles at Denver (9/12) ... Totaled nine tackles vs. Carolina (9/19) ... Recorded seven tackles vs. Houston (9/26) ... Registered six tackles in his 100th NFL start at Jacksonville (10/17) ... Collected seven tackles at Tampa Bay (11/7) ... Contributed six tackles and a sack of Aaron Brooks at New Orleans (11/14) ... Suffered a left knee contusion vs. New England (11/22) and did not return ... Was inactive for the season's final six games due to that left knee injury.

2003: Started 16 games at free safety, earning his initial Pro Bowl berth ... Registered 99 tackles (68 solo), a team-high three forced fumbles and a fumble recovery ... Also had four QB pressures and nine passes defended ... Had three INTs (125 yards) with two TDs ... His two INT return TDs were the most by a Chiefs player since S Charles Mincy had two in '92 ... Started vs. San Diego (9/7), marking his first regular season game action since 2001 after missing all of 2002 with a broken right leg ... Returned an interception off Tommy Maddox for a 46-yard TD vs. Pittsburgh (9/14), his first NFL score. Also forced and recovered a RB Verron Haynes fumble ... Forced a RB Tony Hollings fumble at Houston (9/21) ... Was a key figure in the club's 40-34 OT win at Green Bay (10/12), returning an INT off Brett Favre for a 79-yard TD and forcing a RB Ahman Green fumble in overtime that was recovered by LB Mike Maslowski

to set up the Chiefs winning touchdown on the next play ... Combined with S Greg Wesley to stop WR Tim Brown at the one-yard line as time expired to preserve a 17-10 victory at Oakland (10/20) ... Intercepted an Alex Van Pelt pass vs. Buffalo (10/26) ... Registered nine tackles at Denver (12/7) ... Contributed 10 tackles vs. Detroit (12/14) ... Started an AFC Divisional Playoff Game vs. Indianapolis (1/11/04), posting six tackles and one QB pressure.

2002: Missed the entire regular season after suffering a broken right leg in the second quarter of the season's third preseason game at Seattle (8/24) ... Was placed on injured reserve on August 26th.

2001: Started all 16 games at free safety ... Finished fourth on the team with 115 tackles (73 solo) ... Ranked second on the team with three INTs for 48 yards and also had a sack (-6.0 yards), five tackles for loss, three passes defended, a forced fumble and four QB pressures ... Produced eight tackles at Denver (10/7) ... Racked up a team-high 12 tackles vs. Indianapolis (10/25) ... Intercepted a Doug Flutie pass (25 yards), in addition to producing a sack and strip of Drew Brees at San Diego (11/4) ... Tallied five tackles at the N.Y. Jets (11/11), marking his 500th career takedown ... Recorded nine stops vs. Seattle (11/25) ... Collected a season-high 13 tackles vs. Philadelphia (11/29) ... Intercepted a Rich Gannon pass at Oakland (12/9) ... Had a 23-yard return of a Mark Brunell INT at Jacksonville (12/30).

2000: Started 16 games at free safety, registering 79 tackles (65 solo), two INTs (0 yards), 2.0 sacks (-5.0 yards), a forced fumble, six passes defended and a QB pressure ... Collected a team-high 10 tackles vs. Indianapolis (9/3) ... Intercepted a Jon Kitna pass at the Chiefs 11-yard line vs. Seattle (10/2) with 0:21 remaining in the game to seal a 24-17 win ... Collected a sack of Kurt Warner vs. St. Louis (10/22) ... Had a sack of Kitna at Seattle (10/29) ... Compiled eight tackles and a pass defended at New England (12/4) ... Got an INT off Steve Beuerlein vs. Carolina (12/10) ... Poked the ball loose from RB Mike Anderson following a 25-yard run vs. Denver (12/17) on the Broncos initial drive.

1999: Started 15 games at free safety, registering 106 tackles (76 solo), one INT (five yards), a career-best eight QB pressures, a fumble recovery, a forced fumble and five passes defended ... Also had one stop on special teams ... Produced a team-high 12 tackles at Chicago (9/12) ... Intercepted a Brian Griese pass vs. Denver (9/19) ... Missed the first game of his NFL career when he was inactive at San Diego (10/3) due to a quadriceps injury, snapping a streak of 35 consecutive starts dating back to the '97 season-opener ... Recovered a FB Mike Alstott fumble at Tampa Bay (11/4), adding 11 tackles ... Forced a TE Derrick Walker fumble that was picked up by CB Cris Dishman and returned for a 40-yard, game-tying TD in a 37-34 win at Oakland (11/28) ... Credited with a pivotal pass defended in the fourth quarter at Denver (12/5) when he delivered a bone-jarring hit on WR Rod Smith ... Tallied 12 tackles vs. Pittsburgh (12/18).

1998: Started at free safety in all 16 games ... Was third on the team with 124 stops (72 solo) and added a career-high 13 passes defended, as well as four QB pressures ... Had two INTs for 47 yards, three forced fumbles and three tackles on

special teams ... Had 10 tackles at Jacksonville (9/13) ... Tallied a fumble recovery vs. Seattle (10/4) ... Despite suffering a broken bone in his right hand at New England (10/11), still recorded a season-high 15 tackles, the second-best tally of his career ... Had six screws and a metal plate inserted in his hand and started the next contest vs. Pittsburgh (10/26) ... Tallied 12 stops and a forced fumble at Seattle (11/8) ... Picked off Craig Whelihan for a 19-yard return at San Diego (11/22) ... Forced a RB Terrell Davis fumble and recovered a blocked Jason Elam FG at Denver (12/6) ... Picked off a Troy Aikman pass for a 28-yard return vs. Dallas (12/13) ... Had a career-best four passes defended at the N.Y. Giants (12/20).

1997: Started all 16 games at free safety, finishing third on the club with a career-high 132 tackles (85 solo) to go along with four INTs (57 yards), two fumble recoveries, a forced fumble and seven passes defended ... Also added a sack (-2.0 yards), seven QB pressures and four special teams stops ... Recorded eight tackles, a pair of passes defended and a special teams stop in his first NFL start at Denver (8/31) ... Had a career-high three QB pressures vs. Buffalo (9/14) ... Picked off Kerry Collins in the end zone at Carolina (9/21) for his first career INT (27 yards) ... Earned AFC Defensive Player of the Week honors vs. Seattle (9/28) after recording a team-high 11 tackles, adding a pass defended and his first career sack in that contest. Picked off Warren Moon in OT, setting up the game-winning FG ... Recovered a QB Tony Banks fumble at St. Louis (10/26) ... Got a 17-yard INT return off Kordell Stewart vs. Pittsburgh (11/3) ... Posted 11 tackles at Jacksonville (11/9) and followed that up with a career-best 17 tackles (11 solo) vs. Denver (11/16) ... Forced a WR Mike Pritchard fumble which he recovered at Seattle (11/23) ... Earned AFC Defensive Player of the Month honors for his efforts in November ... Had 10 tackles and an INT of Billy Joe Hobert in the end zone vs. New Orleans (12/21) ... Started the club's playoff contest vs. Denver (1/4/98), totaling four tackles, a forced fumble and a sack of John Elway.

1996: Saw duty in all 16 games, primarily on special teams ... Played on defense in five contests ... Ranked second on the squad with 25 KO returns for 581 yards (23.2 avg.) with a long of 66 ... Finished fourth on the team with 16 special teams stops and added nine tackles on defense ... Had a season-high three special teams tackles and five KO returns for 108 yards at Houston (9/1) ... Was credited with four KO returns for a season-high 159 yards vs. San Diego (9/29), including a career-best 66-yard runback ... First NFL action on defense came vs. Pittsburgh (10/7) ... Posted five tackles vs. Seattle (10/17) ... Saw duty as a nickel CB vs. San Diego (11/24), at Oakland (12/9) and vs. Indianapolis (12/15).

College: Spent two seasons at Memphis after transferring from NE Mississippi Community College ... In two campaigns with the Tigers, he tallied 219 tackles (125 solo), 10.0 tackles for loss, seven INTs, 17 passes defended, three fumble recoveries, three forced fumbles and with one TD ... Started 11 games at strong safety as a senior, leading the club with 120 tackles (67 solos) and ranking seventh in the nation with six INTs ... Also had 10 pass deflections, a fumble recovery and three forced

fumbles with one TD, as well as six kickoff returns for 182 yards (30.3 avg.) ... Earned second-team All-America recognition from *Football News* and was a first-team All-Independent selection by AP ... Opened 11 games as a junior, producing 99 tackles (58 solo), seven pass deflections, as well as a fumble recovery ... Started 11 contests at NE Mississippi in Booneville, Mississippi in '93, racking up 109 total tackles (77 solo), 15 pass deflections, two INTs, a fumble recovery and a forced fumble ... Returned 16 KO's for 285 yards (17.8 avg.) and also brought back 16 punts for 152 yards (9.5 avg.) ... Majored in Communications at Memphis.

Personal:

- Served as a defensive back and wide receiver at Melrose High School in Memphis, Tennessee.
- Caught 20 passes for 584 yards (29.2 avg.) and scored eight TDs as a senior.
- Was a first-team All-Shelby Metro selection.
- Named to the *Memphis Commercial Appeal* Super 24 team and the all-state team.
- Full name: Jerome Harlan Woods.
- Nicknamed "Romey".
- Married, wife Dana with a daughter Jada (8) and a son Dylan (3).
- The Woods' reside in Overland Park, Kansas.



WOODS' NFL STATISTICS



Year	Team	G-S	INTERCEPTIONS				TACKLES		FUMBLES		PASSES		SACKS No./Yds.
			No.	Yds.	LG	TD	Solos	Asst.Total	Rec.	For.	Defensed		
1996	Kansas City	16-0	0	0	--	0	8	1	9	0	0	5	0.0/0.0
1997	Kansas City	16-16	4	57	27	0	85	47	132	2	1	7	1.0/2.0
1998	Kansas City	16-16	2	47	28	0	72	52	124	0	3	13	0.0/0.0
1999	Kansas City	15-15	1	5	5	0	76	27	103	1	2	5	0.0/0.0
2000	Kansas City	16-16	2	0	0	0	65	14	79	0	1	6	2.0/15.0
2001	Kansas City	16-16	3	48	25	0	73	42	115	0	1	3	1.0/6.0
2002	Kansas City	0-0	0	0	--	0	0	0	0	0	0	0	0.0/0.0
2003	Kansas City	16-16	3	125	79	2	68	31	99	1	3	9	0.0/0.0
2004	Kansas City	10-10	0	0	--	0	39	17	56	0	0	1	1.0/4.0
Totals		121-105	15	282	79	2	486	231	717	4	11	49	5.0/27.0

Additional Stats: Had 25 kickoff returns for 581 yards (23.2 avg.) with a long of 66 in '96. Has 29 QB pressures – seven in '97, four in '98, eight in '99, one in 2000, four in 2001, four in 2003 and one in 2004. Has 24 special teams tackles – 16 in '96, four in '97, three in '98 and one in '99. Recovered a blocked field goal attempt at Denver (12/6/98). Returned a fumble 19 yards at Tampa Bay (11/14/99). Returned an INT for a 46-yard TD vs. Pittsburgh (9/14/03) and one for a 79-yard TD at Green Bay (10/12/03).

**REGULAR SEASON
SINGLE-GAME CAREER HIGHS**

Tackles: 17 (11 solo) vs. Denver (11/16/97)
Interceptions: 1, 15 times, last vs. Buffalo (10/26/03)
INT Return Yards: 79 at Green Bay (10/12/03)
Passes Defensed: 4 at N.Y. Giants (12/20/98)

Sacks: 1.0, four times, last at San Diego (11/4/01)
QB Pressures: 3 vs. Buffalo (9/14/97)
Kickoff Returns: 5 vs. Houston (9/1/96)
Kickoff Return Yards: 159 vs. San Diego (9/29/96)
Long Kickoff Return: 66 vs. San Diego (9/29/96)

POSTSEASON

Year	Team	G-S	INTERCEPTIONS				TACKLES		FUMBLES		PASSES		SACKS No./Yds.
			No.	Yds.	LG	TD	Solos	Asst.Total	Rec.	For.	Defensed		
1997	Kansas City	1-1	0	0	--	0	3	1	4	0	1	0	1.0/7.0
2003	Kansas City	1-1	0	0	--	0	4	2	6	0	0	0	0.0/0.0
Totals		1-1	0	0	--	0	7	3	10	0	1	0	1.0/7.0

Additional Stats: Had one QB pressure in 2003.

**POSTSEASON
SINGLE-GAME CAREER HIGHS**

Tackles: 17 (11 solo) vs. Denver (11/16/97)
Interceptions: 1, 12 times, last at Oakland (12/9/01)
INT Return Yards: 28 vs. Dallas (12/13/98)
Passes Defensed: 4 at N.Y. Giants (12/20/98)

Sacks: 1.0, four times, last at San Diego (11/4/01)
QB Pressures: 3 vs. Buffalo (9/14/97)
Kickoff Returns: 5 vs. Houston (9/1/96)
Kickoff Return Yards: 159 vs. San Diego (9/29/96)
Long Kickoff Return: 66 vs. San Diego (9/29/96)

STREAKS AND MILESTONES: Started his 100th NFL game at Jacksonville (10/17/04). Registered his 500th career tackle at the N.Y. Jets (11/11/01). Ranks seventh in team history with 717 tackles, needing 12 more to move into sixth ahead of Derrick Thomas (728) and 26 more to move ahead of Donnie Edwards (742) into fifth place.

2005 DRAFT CHOICES

ROOKIES

56

Derrick
JOHNSON

Linebacker • 6-3 • 242



Texas
Born: November 22, 1982 Draft: (No. 1 - 2005)
Waco, Texas 15th Overall Selection

College: Multi-talented linebacker joined the Chiefs as the club's first-round draft pick (15th overall) in the 2005 NFL Draft ... Became the first Longhorns linebacker selected in the first round since Tommy Nobis (Atlanta) was the first overall pick in '66 ... Also became the first Texas linebacker to be drafted since Winfred Tubbs (New Orleans), who was a third-round choice in '94 ... Aggressive performer who showed a propensity for delivering plenty of big plays in college ... Speedy player who can chase down ball carriers from sideline to sideline ... Expected to compete for a role on defense at LOLB and should also contribute on special teams ... Won the Butkus Award as the nation's top linebacker as a senior ... Joins Chiefs Hall of Fame enshrine LB Derrick Thomas (D1-89) and LB Percy Snow (D1-90) as the only three Butkus Award winners to play for the Chiefs ... Is the first player in Longhorn annals to win the Butkus Award ... Earned the Bronko Nagurski Trophy as the top collegiate defensive player in 2004 ... A two-time All-America honoree, became the first Texas player to accomplish that feat since Nobis ('64-65) ... Played in 50 games (40 starts) for the Longhorns, registering 458 tackles (281 solo), a school-record 65.0 tackles for loss, 10.5 sacks and 10 INTs for 199 yards with a touchdown ... Also had five fumble recoveries, 11 forced fumbles, 39 QB pressures and 30 passes defended ... His 458 tackles ranked third in the NCAA dating back to 2000, while his 65.0 stops for loss ranked third during that timeframe.

2004: Opened all 12 games, the third consecutive season he started every game ... Finished the year with a career-high 130 tackles (73 solo) with 19.0 stops for loss (-52.0 yards) and 2.0 sacks (-15.0 yards) ... Had an NCAA single-season record nine forced fumbles, breaking the previous mark of eight set by Syracuse DE Dwight Freeney (2001) and matched by Boise State S Quintin Mikell (2002) ... Also returned an interception for 18 yards and added eight passes defended and 10 QB pressures ... Earned the Bronko Nagurski Trophy as the nation's top defensive player and the Butkus Award as the nation's best linebacker ... Was a finalist for the Bednarik Award as the nation's top defensive player, the Lombardi Award as the nation's top lineman and the Lott Trophy as the defensive player of the year ... Was an unanimous All-America and All-Big 12 selection ... Posted nine tackles and three forced fumbles vs. North Texas ...

Recorded 14 tackles and a forced fumble vs. Arkansas ... Collected eight tackles and a pass defended vs. Rice ... Registered 16 tackles, a forced fumble and an interception vs. Oklahoma ... Tallied 12 tackles vs. Missouri ... Totaled 18 tackles (14 solo) vs. Oklahoma

EXTRA POINTS

Johnson's brother Dwight and five cousins played football at the collegiate level. Their cousin, longtime NFL WR Bert Emanuel, is their most notable relative who played in the pro ranks.

State ... Tallied eight tackles, a forced fumble and three passes defended vs. Oklahoma State ... Had eight tackles, a sack, a pass defended and a blocked kick vs. Texas A&M ... Produced two tackles and a forced fumble vs. Michigan in the Rose Bowl.

2003: Started 13 games at weakside linebacker, leading the club with 125 tackles (78 solo) with 20.0 stops behind the line (-50.0 yards) ... Also had 2.0 sacks (-10.0 yards), three fumble recoveries, a forced fumble, four interceptions for 92 yards with a TD, nine passes defended and 10 QB pressures ... Was a consensus first-team All-America selection, the first Texas LB to earn that distinction since Jeff Leiding ('83) ... Earned first-team All-Big 12 honors and was the first player in school history to be named a Butkus Award finalist ... Named the club's Mike Campbell Most Valuable Defensive Player and earned the club's Outstanding Linebacker Award ... Totaled 11 tackles, a sack, a pass defended, a QB pressure and returned an interception for a 47-yard TD vs. New Mexico State ... Registered 14 tackles vs. Arkansas ... Tallied 11 stops and a fumble recovery vs. Rice ... Had two interceptions, a fumble recovery and a sack vs. Tulane ... Amassed 10 tackles and a pass defended vs. Kansas State ... Produced 13 tackles vs. Oklahoma ... Had five tackles, a sack and recovered a fumble that he lateraled to teammate CB Nathan Vashaer, who returned it 44 yards to the one-yard line vs. Iowa State ... Totaled 11 tackles, a forced fumble and an interception vs. Nebraska ... Recorded 11 tackles and two passes defended vs. Texas Tech.

2002: Started all 13 games for the first time in his career ... Ranked second on the club with 120 tackles (73 solo), including 13.0 behind the line (-31.0

yards) ... Also had 2.0 sacks (-4.0 yards), 10 passes defended, four interceptions for 85 yards and 10 QB pressures ... Was a consensus first-team All-Big 12 selection and became just the second Longhorns linebacker to be named a Butkus Award semifinalist ... Totaled 12 tackles and two QB pressures vs. North Texas ... Added nine stops vs. North Carolina ... Tallied 10 tackles and returned an INT for 18 yards vs. Oklahoma State ... Registered 12 tackles and an interception vs. Oklahoma ... Produced a season-high 14 tackles, 2.0 sacks and three QB pressures vs. Kansas State ... Credited with 12 tackles vs. Nebraska ... Had five tackles and an INT vs. Texas A&M ... Tallied 10 tackles, a pass defended and an interception vs. LSU in the Cotton Bowl.

2001: Played in 12 games (two starts) as a true freshman, ranking second on the squad with 83 tackles (57 solo), third with 13.0 tackles behind the line (-47.0 yards) and fourth with 4.5 sacks (-29.0 yards) ... Added nine QB pressures, one INT (four yards), two fumble recoveries and three passes defended ... Named *The Sporting News* National Freshman of the Year ... Earned first-team Freshman All-America honors from *The Sporting News* and the Football Writers Association ... Chosen the Big 12 Conference Co-Defensive Freshman of the Year ... Named second-team All-Big 12 and Defensive Newcomer of the Year by the *Houston Chronicle* ... Key contributor on the defense that led the nation in total defense by allowing 236.2 ypg ... Recorded six tackles in his first collegiate game vs. New Mexico State ... Amassed 10 tackles and 2.0 sacks vs. North Carolina ... Had a sack and strip to go with 13 tackles vs. Texas Tech ... Posted nine tackles and a career-high nine QB pressures vs. Oklahoma ... Collected seven tackles in the Big 12 Championship Game vs. Colorado ... Produced seven tackles, a sack, an INT and a pass defended vs. Washington ... Majored in Education at Texas.

High School: Attended Waco High School in Waco, Texas ... Earned *Parade* All-America and first-team All-Texas Class 5A honors his junior and senior seasons ... Registered 170 tackles (103 solo), 21.0 stops for loss, 6.0 sacks, five forced fumbles and two interceptions, including one for a TD as a senior ... Once produced a career-high 30 tackles and four forced fumbles in a single game ... Recorded 20 tackles and 3.0 sacks in a game ... Recorded 157 tackles, 13.0 tackles for loss, 4.0 sacks, two interceptions and two fumble recoveries as a junior ... Posted 99 tackles as a sophomore ... Also lettered twice in basketball and ran a time of 10.5 seconds in the 100-meter dash.

Personal:

- Brother, Dwight played defensive tackle at Baylor ('96-99) and in the NFL with Philadelphia (2000) and the N.Y. Giants (2002).
- Cousin, Bert Emanuel was a quarterback at UCLA ('89-90) before transferring to Rice ('91-93). He was selected in the second round (45th overall) by Atlanta in '94 and played in the NFL as a wide receiver with Atlanta ('94-97), Tampa Bay ('98-99) and Miami (2000).
- Cousin, Ben Emanuel was a defensive back at UCLA (2000-04). He was a fifth-round selection (171st overall) of Carolina in the 2005 NFL Draft.
- Cousin, Aaron Emanuel was a standout running back at USC ('85-86, '88-89). He currently ranks 19th on the Trojans all-time rushing chart.
- Cousin, John Williams is a redshirt sophomore defensive end at Oklahoma.
- Cousin, Kevin Emanuel was a defensive lineman at Florida State (2000-03).
- Active in Fellowship of Christian Athletes and participated in the community service program at Texas.
- Full name: Derrick O'Hara Johnson
- Single, resides in Austin, Texas.

JOHNSON'S COLLEGE STATISTICS

Year	Team	TACKLES			SACKS No./Yds.	FUMBLES No./Yds.	INTS No./Yds.	PASSES Defended	QB Pressures		
		G-S	Solos	Asst. Total							
2001	Texas	12-2	57	26	83	4.5/29.0	2	1	1/4	3	9
2002	Texas	13-13	73	47	120	2.0/4.0	0	0	4/85	10	10
2003	Texas	13-13	78	47	125	2.0/10.0	3	1	4/92	9	10
2004	Texas	12-12	73	57	130	2.0/15.0	0	9	1/18	8	10
Totals		50-40	281	177	458	10.5/58.0	5	11	10/199	30	39

Additional Stats: Returned an INT for a 47-yard TD vs. New Mexico State (8/31/03). Had a blocked kick in 2004.



NFL RECORD BOOK DECEMBER HOME WINNING STREAKS, REGULAR SEASON 1970-PRESENT



	Team	Streak	Years	Streak Broken By
1.	Kansas City	16 Games	1997-current	Active Streak
2.	Miami	13 Games	1970-76	Minnesota (12/11/76)
3.	St. Louis	12 Games	1998-current	Active Streak
	Tampa Bay	12 Games	1997-02	Pittsburgh (12/23/02)
5.	Green Bay	11 Games	1993-98	Tampa Bay (12/7/98)
	Green Bay	11 Games	2000-04	Jacksonville (12/19/04)

2

Dustin COLQUITT

Punter • 6-1 • 191



ROOKIES

Born: May 6, 1982
Knoxville, Tennessee

Tennessee
Draft: (No. 3 - 2005)
99th Overall Selection

College: Record-setting punter joined the Chiefs as the team's third-round draft selection (99th overall) in the 2005 NFL Draft ... Was the first punter drafted by the club since the Chiefs selected P/K Robbie Keen in the ninth round (244th overall) in '91 ... Left-footed punter who puts an unusual spin on the ball, frequently causing difficulties for return men ... Possesses a knack for getting great hang time, allowing the coverage units time to get downfield ... A two-time finalist for the Ray Guy Award presented annually to the nation's top punter ... Comes from a distinguished lineage of punters in the Colquitt family, including his father Craig, who won a pair of Super Bowl rings punting for Pittsburgh ('78-84) ... Ranks first in Volunteers history with 240 punts ... Played in 52 games at Tennessee, punting 240 times for 10,216 yards (42.6 gross, 38.4 net) with 73 inside the 20-yard line and 29 touchbacks ... Has also had four punts blocked ... Added 14 kickoffs with two touchbacks and one pass for 19 yards on a fake punt.

2004: Appeared in 13 games, punting 56 times for 2,282 yards (40.8 avg., 39.2 net) with 17 inside the 20, five touchbacks and one block ... Also completed a 19-yard pass ... A second-team All-SEC selection ... Punted six times for 240 yards vs. Louisiana Tech ... Threw a 19-yard pass on a fake punt vs. Mississippi.

2003: Played in 13 games, punting 68 times for 3,081 yards (45.3 gross, 39.1 net) with 21 inside the 20, six touchbacks and one blocked ... Was a consensus All-America selection and a Ray Guy Award finalist for the second consecutive season ... A unanimous All-SEC selection ... His 45.3-yard average led the SEC and ranked sixth nationally ... Had 19 punts of 50+ yards ... Punted four times for 203 yards (50.8 avg.) vs. Marshall to earn SEC Special Teams Player of the Week honors ... Recorded a career-high 51.7-yard average vs. South Carolina to earn SEC Special Teams Player of the Week honors.

2002: Saw duty in 13 games ... Had 65 punts for 2,833 yards (43.6 gross, 39.1 net) with 22 landing

inside the 20 and nine touchbacks ... Named second-team All-SEC by AP ... Had 16 punts of 50+ yards ... Had a career-long 68-yard punt vs. Miami (Fla.).

2001: Played in 13 games, punting 51 times for 2,020 yards (39.6 gross, 35.5 net) with 13 inside the 20-yard line and nine touchbacks ... Also had two touchbacks on 14 kickoffs ... Booted a career-high nine punts for 373 yards in his first collegiate game vs. Syracuse.

EXTRA POINTS

Father, Craig was a standout punter at the University of Tennessee ('75-77) and played in the NFL for Pittsburgh ('78-84) and Indianapolis ('87). He won Super Bowl XIII and XIV rings with the Steelers.

2000: Redshirted as a true freshman ... Majored in Political Science at Tennessee.

High School: Played his senior season at Bearden High School in Knoxville, Tennessee ... Handled the club's punting and placekicking duties ... A three-year letterwinner in soccer ... Named the Knoxville Interscholastic League Soccer Player of the Year in 2000 ... His soccer squad advanced to state semi-finals during his senior campaign when he won all-state and all-south honors.

Personal:

- In addition to his father, who played for the Volunteers ('75-77), is one of four members of the Colquitt family to punt for Tennessee.
- Cousin, Jimmy punted at Tennessee ('81-84) and his 43.9 punting average ranks first in school history. He played in the NFL with Seattle in '85.
- Brother, Britton is a freshman punter at Tennessee.
- Full name: Dustin Farr Colquitt.
- Married, wife Christia.
- The Colquitts reside in Knoxville, Tennessee.

COLQUITT'S COLLEGE STATISTICS

Year	Team	G-S	No.	PUNTING						
				Yds.	Avg.	TB	In 20	LG	Blk.	Net Avg.
2001	Tennessee	13-0	51	2,020	39.6	9	13	55	0	35.5
2002	Tennessee	13-0	65	2,833	43.6	9	22	68	2	39.1
2003	Tennessee	13-0	68	3,081	45.3	6	21	67	1	39.1
2004	Tennessee	13-0	56	2,282	40.8	5	17	61	1	39.2
Totals		52-0	240	10,216	42.6	29	73	68	4	38.4

Additional Stats: Completed a 19-yard pass in 2004. Had two touchbacks on 14 kickoffs in 2001.

12

Craphonso
THORPE

Wide Receiver • 6-0 • 187



Born: June 12, 1983
Tallahassee, Florida

Florida State
Draft (No. 4 - 2005)
116th Overall Selection

College: Rookie wideout with sprinter speed joined the Chiefs as a fourth-round pick (116th overall) in the 2005 NFL Draft ... A talented pass catcher, also possesses ability to explode in and out of breaks ... Saw duty in 48 games (21 starts) at Florida State, catching 123 passes for 2,153 yards (17.5 avg.) with 18 TDs ... Also rushed six times for 13 yards and returned 39 kickoffs for 845 yards (21.7 avg.) ... Two-time letterwinner on the Seminoles track team, named the ACC Outdoor Performer of the Year in 2003 ... Named All-ACC after winning the 100 and 200-meter races with personal-best times of 10.43 and 20.87, respectively ... Also competed on a 4x100 relay team that qualified for the NCAA Championships, but was unable to run with an injury.

2004: Appeared in 11 games (10 starts) at wide receiver, ranking second on the team with 40 receptions for 496 yards (12.4 avg.) with two TDs ... Recorded five catches for 42 yards vs. Miami ... Had four catches for 43 yards and an 11-yard score vs. North Carolina ... Totaled six catches for 84 yards vs. Syracuse ... Was credited with five catches for 73 yards and a 14-yard touchdown vs. West Virginia in the Gator Bowl.

2003: Earned first-team All-ACC honors after starting all 11 games at flanker ... Led the team with a career-high 51 receptions for 994 yards (19.5 yards) and 11 TDs ... His 11 TDs were the sixth-highest single-season total in school history ... Added two kickoff returns for 62 yards (31.0 avg.) and three rushes for 11 yards ... Tallied eight catches for 205 yards with touchdowns of 37 and 56 yards vs. Colorado ... Had three receptions for 104 yards and a career-long 79-yard score vs. Virginia ... Snatched six passes for 66 yards with two TDs vs. Wake Forest ... Hauled in seven passes for a career-high 217 yards with two TDs vs. Notre Dame. Became just the second player in school

history to record two 200-yard receiving games in the same season, joining Ron Sellers ('68) ... Made five catches for 76 yards and had his fourth multi-TD game with two scores vs. North Carolina State before suffering a broken lower tibia and fibula in his right leg ... Missed the season's final two contests with those injuries.

EXTRA POINTS

The name Craphonso came from a combination of his father's first and middle names Craig and Alfonso.

2002: Saw duty in all 14 games ... Finished with 17 receptions for 377 yards (22.2 avg.) and four TDs ... His 22.2 yards-per-catch average led the Seminoles ... Returned 11 kickoffs for 222 yards (20.2 avg.) ... Enjoyed a three-catch, 70-yard outing with a 17-yard TD reception vs. Duke ... Scored on a season-long 72-yard TD catch vs. Georgia ... Had a 52-yard score vs. North Carolina ... Grabbed a 40-yard TD vs. Georgia in the Sugar Bowl.

2001: Played in all 12 games as a true freshman, catching 15 passes for 286 yards (19.1 avg.) with a TD ... Added 26 kickoff returns for 561 yards (21.6 avg.) ... Made his collegiate debut with five catches for 68 yards and a 33-yard TD vs. Duke ... Majored in Sports Management at Florida State.

High School: Attended Lincoln High School in Tallahassee, Florida, competing in football and track ... Was a second-team All-USA selection by *USA Today* as a senior when he caught 64 passes for 1,025 yards (16.0 avg.) and eight TDs.

Personal:

- Full name: Craphonso Ja'won Thorpe (first name pronounced cra-FONZO).
- Nicknamed "Cro."
- Single, resides in Tallahassee, Florida.

THORPE'S COLLEGE STATISTICS

Year	Team	G-S	RECEIVING				
			No.	Yds.	Avg.	LG	TD
2001	Florida State	12-0	15	286	19.1	51	1
2002	Florida State	14-0	17	377	22.2	72	4
2003	Florida State	11-11	51	994	19.5	79	11
2004	Florida State	11-10	40	496	12.4	32	2
Totals		48-21	123	2,153	17.5	79	18

Additional Stats: Rushed six times for 13 yards. Returned 39 kickoffs for 845 yards (21.7 avg.).

95

Boomer GRIGSBY

Linebacker • 5-11 • 249



Born: November 15, 1981
Canton, Illinois

Illinois State
Draft (No. 5a - 2005)
138th Overall Selection

College: Relentless and determined middle linebacker joined the Chiefs as the first of the club's two fifth-round picks (138th overall) in the 2005 NFL Draft ... Known by his moniker of "Boomer," that was given to him by his grandmother at birth ... Blue-collar strongman was a three-time All-America selection and three-time finalist for the Buck Buchanan Award, which is annually given to the premier defensive player in NCAA Division I-AA football ... A four-year "tackle machine," broke the Illinois State career record for tackles with 580 takedowns (325 solo) and set the school's single-season mark with 179 tackles in 2002 and 2003 ... Played in 44 college games (40 starts) after arriving on campus as a largely unrecruited linebacker ... Collected 580 tackles (325 solo), 41.5 tackles for loss (-132.0 yards) and 13.0 sacks (-77.0 yards) ... Also added six fumble recoveries, five forced fumbles, seven passes defended and 14 QB pressures.

2004: Started 10 games at middle linebacker, recording a team-high 129 tackles (56 solo), 3.0 sacks (-31.0 yards), 8.5 tackles for loss (-31.0 yards), two fumble recoveries, two forced fumbles and two passes defended ... Named Gateway Conference Defensive Player of the Year for the third straight season ... Captained the team, earning consensus first-team All-America honors and finishing third in the voting for the Buck Buchanan Award ... Collected 14 tackles, a sack and a fumble recovery vs. Eastern Illinois ... Was credited with 21 tackles and a forced fumble vs. SW Missouri State, his sixth career game with 20+ tackles.

2003: Started all 12 games, equaling his own single-season school record with 179 tackles (109 solo), 3.0 sacks (-15.0 yards), 12.0 tackles for loss (-28.0 yards), one fumble recovery, one forced fumble, two passes defended and four QB pressures ... A first-team All-America choice from The Sports Network, AFCA and *Football Gazette* ... Named Gateway Conference Defensive Player of the Year after leading the conference in tackles and ranking second in the

nation ... Finished second in the Buck Buchanan Award voting to current Chiefs DE Jared Allen ... Posted 21 tackles vs. Illinois ... Had 17 tackles, a sack and a forced fumble vs. Florida Atlantic ... Credited with 21 tackles vs. Northern Iowa.

EXTRA POINTS

Was a three-time AAU All-America Trampoline Award winner and was the USTA Trampoline and Double-Mini champion as a member of the AAU national team.

2002: Started 11 games, recording a single-season school record 179 tackles (108 solo), 4.0 sacks (-11.0 yards), 16.0 tackles behind the line (-38.0 yards), two fumble recoveries and two forced fumbles ... Also added a pass defended and six QB pressures ... Gateway Defensive Player of the Year earned first-team All-America honors from The Sports Network and *Football Gazette* ... Was a Buck Buchanan Award finalist ... Had a career-high 26 tackles and a pair of sacks vs. Youngstown State.

2001: Played in 11 games (seven starts), totaling 93 tackles (52 solo), 3.0 sacks (-31.0 yards), 5.0 tackles for loss (-35.0 yards), a fumble recovery, two passes defended and four pressures ... Made a season-high 15 tackles and a sack vs. Southern Illinois ... Had six tackles and 2.0 sacks vs. Indiana State.

2000: Redshirted as a true freshman ... Majored in Business Administration at Illinois State.

High School: All-Area selection as a senior at Canton High School in Canton, Illinois ... Recorded 120 tackles (80 solo), 10 stops for loss and 5.0 sacks in his final prep season.

Personal:

- Recruited only by Illinois State, was "discovered" while lifting weights in high school weight room.
- Full name: James Harvey Grigsby.
- Single, resides in Canton, Illinois.

GRIGSBY'S COLLEGE STATISTICS

Year	Team	TACKLES			FUMBLES		SACKS	INTS	PASSES	QB	
		G-S	Solos	Asst. Total	Rec.	For.	No./Yds.	No./Yds.	Defensed	Pressures	
2001	Illinois State	11-7	52	41	93	1	0	3.0/31.0	0/0	2	4
2002	Illinois State	11-11	108	71	179	2	2	4.0/11.0	0/0	1	6
2003	Illinois State	12-12	109	70	179	1	1	3.0/15.0	0/0	2	4
2004	Illinois State	10-10	56	73	129	2	2	3.0/20.0	0/0	2	0
Totals		44-40	325	255	580	6	5	13.0/77.0	0/0	7	14

Additional Stats: Recorded 41.5 tackles for loss (-132.0 yards).

47

Alphonso
HODGE

Cornerback • 5-10 • 203



Born: May 30, 1982
Cleveland, Ohio

Miami (Ohio)
Draft: (No. 5b - 2005)
147th Overall Selection

College: Speedy cornerback joined the Chiefs as the second of the club's two fifth-round selections (147th overall) in the 2005 NFL Draft ... The pick was acquired from Detroit in a 2004 draft day trade ... Frequently matched up against the top receivers in the Mid-American Conference ... Possesses the speed to run with the pass catchers, but can also add support in the running game ... Saw action in 46 games (35 starts), including starts in his final 27 contests ... Produced 147 tackles (103 solo), 10.0 tackles for loss (-51.0 yards), 8.0 sacks (-48.0 yards), three fumble recoveries and 24 passes defended.

2004: Opened all 13 games, registering 52 tackles (41 solo), 2.0 tackles behind the line (-3.0 yards), 5.0 sacks (-31.0 yards) and six passes defended ... Named first-team All-MAC by *The NFL Draft Report* ... Had three tackles and a sack vs. Indiana State ... Recorded five tackles apiece vs. Ohio, vs. Marshall, vs. Kent State and vs. Buffalo ... Totaled a season-high eight tackles and 2.0 sacks vs. Toledo ... Tied a season high with eight tackles and three passes defended vs. Iowa State.

2003: Started all 14 games for the first time in his career ... Recorded 47 tackles (27 solo), a sack (-3.0 yards), three fumble recoveries and nine passes defended ... Earned second-team All-MAC honors ... Registered four tackles vs. Iowa ... Had three tackles, a sack and a fumble recovery vs. Northwestern ... Produced four stops vs. Colorado State ... Totaled four tackles and two passes defended vs. Akron ... Tallied five tackles vs. Buffalo ... Produced six tackles vs. Ohio ... Posted three tackles vs. Louisville in the GMAC Bowl.

2002: Saw duty in 12 contests (seven starts) ... Registered 40 tackles (30 solo), 2.0 sacks (-14.0 yards) and seven passes defended ... Recorded a career-high eight tackles vs. Iowa ... Collected a season-high seven tackles vs. Kent State ... Had two tackles and a sack vs. Cincinnati ... Produced a sack vs. Northern Illinois ... Totaled five tackles vs. Central Florida.

EXTRA POINTS

Hodge spent three years as a teammate of current Pittsburgh QB Ben Roethlisberger during his collegiate career at Miami (Ohio).

2001: Played in seven games (one start), recording eight tackles (five solo) and two passes defended ... Produced six tackles, a pass defended and a 17-yard kickoff return in a starting role vs. Hawaii.

2000: Redshirted as a true freshman ... Majored in Sports Organization at Miami (Ohio).

High School: A three-year letterwinner at St. Edward High School in Lakewood, Ohio ... A first-team all-league, all-district and all-state selection as a senior ... Named the club's MVP his senior season.

Personal:

- Full name: Alphonso James Hodge.
- Single, resides in Bedford, Ohio.

HODGE'S COLLEGE STATISTICS

Year	Team	G-S	INTERCEPTIONS				TACKLES			FUMBLES		PASSES	SACKS No./Yds.
			No.	Yds.	LG	TD	Solos	Asst.	Total	Rec.	For.	Defensed	
2001	Miami (Ohio)	7-1	0	0	--	0	5	3	8	0	0	2	0.0/0.0
2002	Miami (Ohio)	12-7	0	0	--	0	30	10	40	0	0	7	2.0/14.0
2003	Miami (Ohio)	14-14	0	0	--	0	27	20	47	3	0	9	1.0/3.0
2004	Miami (Ohio)	13-13	0	0	--	0	41	11	52	0	0	6	5.0/31.0
Totals		46-35	0	0	--	0	103	44	147	3	0	24	8.0/48.0

Additional Stats: Had a 17-yard kickoff return in 2001.

71

Will SVITEK

Tackle • 6-6 • 300



ROOKIES

Stanford
Born: January 8, 1982 **Draft:** (No. 6a - 2005)
Prague, Czech Republic **187th Overall Selection**

College: Athletic offensive tackle project joined the Chiefs as the first of the club's two sixth-round selections (187th overall) in the 2005 NFL Draft ... Former collegiate defensive end making the transition to the offensive side of the ball in the NFL ranks ... Intelligent performer has experience playing tight end in college before settling at defensive end his final two seasons ... Played in 38 games (18 starts) at Stanford ... Recorded 60 tackles (35 solo), 4.5 tackles for loss (-15.0 yards), 2.0 sacks (-13.0 yards), one forced fumble and an interception.

2004: Saw duty in nine games (four starts), recording a career-high 30 tackles (21 solo), 3.5 tackles for loss (-12.0 yards) and half of a sack (-4.0 yards) ... Totaled four tackles vs. UCLA ... Tallied a season-high nine tackles and half of a sack vs. Oregon State ... Registered six tackles vs. California.

2003: Started all 11 games on defense for the first time his career ... Recorded 20 tackles (11 solo), three tackles for loss (-9.0 yards), a sack (-6.0 yards) and an interception ... Named second-team Academic All-Pac 10 ... Had five tackles and a sack vs. UCLA ... Registered four tackles vs. Notre Dame and California ... Had an interception vs. Washington.

2002: Appeared in 10 games (three starts) as both a defensive end and tight end ... Had eight tackles (three solo) and one catch for six yards ... Started the first three games of season at DE before injuries forced his move to tight end for the next six games ... Played the final two games on defense and offense, becoming the first Stanford player to play both ways in the same game since Scott Frost saw action at quarterback and safety in '94 ... Competed in the throwing events for the track team ... Finished 10th in the shot put at the NCAA West Regional.

2001: Played in eight games, recording two tackles ... Had tackles vs. Arizona State and vs. San Jose State.

2000: Redshirted as a true freshman ... Majored in Political Science at Stanford.

EXTRA POINTS

Svitek's father, Milan was a member of the Czech National Track team.

High School: A three-sport athlete at Newbury Park High School in Newbury Park, California ... Named the '99-00 Ventura County High School Athlete of the Year ... Registered 87 tackles, 9.0 sacks and five forced fumbles as a defensive end and caught 48 passes for 624 yards with four touchdowns as a senior tight end ... Earned honorable mention All-America honors from *USA Today* ... Named the California Division II Athlete of the Year by Cal-Hi Student Sports ... Named first-team all-league, all-county and All-CIF as a defensive end ... Earned second-team all-state honors at tight end ... Selected all-area by the L.A. *Daily News* and *Ventura County Star* ... Named to the California-Florida All-Star Game played in the Rose Bowl in 2000 ... Won the league shot put title with a throw of 59'3" ... Had 21 receptions to earn all-league honors as a junior ... Won the '99 CIF championship in the shot put ... Was a two-time National Decathlon Champion ... Was a three-year letterwinner in basketball and earned first-team all-league and All-Ventura County as a senior ... Was a second-team all-league choice his junior season.

Personal:

- Full name: Will Svitek (pronounced SVEE-tech).
- Single, resides in Newbury Park, California.

SVITEK'S COLLEGE STATISTICS

Year	Team	TACKLES			FUMBLES		SACKS	INTS	PASSES	QB	
		G-S	Solos	Asst. Total	Rec.	For.	No./Yds.	No./Yds.	Defensed	Pressures	
2001	Stanford	8-0	0	2	2	0	0	0.0/0.0	0/0	0	0
2002	Stanford	10-3	3	5	8	0	0	0.5/3.0	0/0	0	0
2003	Stanford	11-11	11	9	20	0	0	1.0/6.0	1/0	0	0
2004	Stanford	9-4	21	9	30	0	1	0.5/4.0	0/0	0	0
Totals		38-18	35	25	60	0	1	2.0/13.0	1/0	0	0

Additional Stats: Had one catch for six yards in 2002. Caught a two-point conversion in 2002.

73

Khari LONG

Defensive End • 6-3 • 257



Baylor
Draft (No. 6b - 2005)
199th Overall Selection

Born: May 23, 1982
Wichita Falls, Texas

College: Solid defensive end joined the Chiefs as their second of two sixth-round picks (199th overall) in the 2005 NFL Draft ... Speedy edge rusher uses his lanky frame and foot speed to collapse the pocket and pressure opposing passers ... Named second-team All-Big 12 and to the Super Sleeper Team by *The NFL Draft Report* after a productive senior season in which he posted 58 tackles (36 solo), 2.0 sacks (-7.0 yards) and eight tackles for loss (-13.0 yards) ... Played in 39 college games (22 starts), finishing with 145 tackles (88 solo), 19.5 tackles for loss (-63.0 yards) and 9.0 sacks (-50.0 yards) ... Also added two forced fumbles, four passes defended and 14 QB pressures.

2004: Played in 11 games (10 starts) at left defensive end, recording a career-high 58 tackles (36 solo), 2.0 sacks (-7.0 yards), 8.0 tackles for loss (-13.0 yards), one forced fumble, eight QB pressures and a pass defended ... Earned second-team All-Big 12 honors as well as a spot on the Super Sleeper Team by *The NFL Draft Report* ... Produced eight tackles and a sack vs. Alabama-Birmingham ... Credited with eight tackles, including two for a loss vs. Texas ... Collected seven tackles, a sack and a QB pressure vs. Iowa State ... Made eight tackles in his collegiate finale vs. Oklahoma.

2003: Played in 10 games (eight starts) at left defensive end ... Finished season with 31 tackles (21 solo), 1.5 sacks (-13.0 yards), 3.5 tackles for loss (-16.0 yards), a pass defended and three QB pressures ... Posted seven tackles and a stop for loss vs. Alabama-Birmingham ... Suffered a knee sprain vs. SMU ... Missed contests against Sam Houston State and Colorado with that injury ... Had four tackles and a sack vs. Kansas ... Credited with three tackles, half of a sack and a pass defended vs. Kansas State.

2002: Saw action in 11 games (four starts), playing both weakside defensive end and tackle ... Recorded 41 tackles (24 solo) with a career-high 4.5 sacks (-26.0 yards), 7.0 tackles behind the line (-30.0 yards), a pass defended and three QB pressures ... Had six tackles, 1.5 sacks (-6.0 yards) and two tackles for loss vs. Tulsa ... Suffered a head injury vs. Texas Tech forcing him to miss the following game vs. Texas ... Racked up four tackles, a sack and a forced fumble vs. Colorado.

EXTRA POINTS

Long took four years of Latin in high school and also studied the Swahili language in college.

2001: Played in seven games, totaling 15 tackles (seven solo) and a sack (-4.0 yards) ... Missed first three contests with a shoulder injury suffered in fall camp ... Posted three tackles and his first career sack vs. Texas.

2000: Redshirted as a true freshman ... Graduated with a degree in Communications from Baylor.

High School: A two-sport athlete (football and basketball) at Rider High School in Wichita Falls, Texas ... Slowed by an ankle injury as a senior, posted his most productive season as a junior with 122 tackles and 7.0 sacks ... Named to school's honor roll and received a U.S. Achievement Academy National Award.

Personal:

- Full name: Khari Ahmad Long (first name pronounced car-EE).
- Single, resides in Wichita Falls, Texas.

LONG'S COLLEGE STATISTICS

Year	Team	TACKLES			FUMBLES		SACKS	INTS	PASSES	QB	
		G-S	Solos	Asst.	Total	Rec.	For.	No./Yds.	No./Yds.	Defensed Pressures	
2001	Baylor	7-0	8	7	15	0	0	1.0/4.0	0/0	1	0
2002	Baylor	11-4	24	17	41	0	1	4.5/26.0	0/0	1	3
2003	Baylor	10-8	21	10	31	0	0	1.5/13.0	0/0	1	3
2004	Baylor	11-10	36	22	58	0	1	2.0/7.0	0/0	1	8
Totals		39-22	89	56	145	0	2	9.0/50.0	0/0	4	14

Additional Stats: Recorded 19.5 tackles for loss (-63.0 yards).

5

James KILIAN

Quarterback • 6-3 • 218



Born: October 24, 1980
Caldwell, Kansas

Tulsa
Draft (No. 7a - 2005)
229th Overall Selection

ROOKIES

College: Athletic quarterback joined the Chiefs as their first of two seventh-round picks (229th overall) in the 2005 NFL Draft ... A four-year letterwinner, worked under three different offensive coordinators in his five years at Tulsa ... Possesses toughness in the pocket and the ability to throw on the run or pick up yards on the ground ... His 5,948 total yards rank third in Tulsa annals and his 4,865 career passing yards rank fifth in school history ... Played in 38 games (27 starts), completing 410 of 758 passes (54.1%) for 4,865 yards with 36 TDs and 30 INTs, good for a 115.8 rating ... Also rushed 329 times for 1,083 yards (3.3 avg.) with 19 TDs and caught four passes for 35 yards (8.8 avg.).

2004: Started 12 games, earning honorable mention All-WAC honors after completing 184 of 337 passes (54.6%) for 2,247 yards and 13 TDs for a 113.8 rating ... Also rushed 150 times for 282 yards (1.9 avg.) with eight TDs ... Completed 23 of 33 passes for 232 yards with three TDs vs. Southwest Missouri State ... Racked up a career-high 305 yards with three TDs and two rushing scores vs. Boise State.

2003: Started all 13 games, earning second-team All-WAC honors ... Set a career high with 22 touchdowns while completing 188 of 331 passes (56.8%) for 2,217 yards, for a 128.3 rating ... Also posted a personal-best 605 rushing yards on 133 carries (4.5 avg.) with seven TDs ... Posted two 100-yard rushing games ... Established a career high with five passing TDs on 10-of-17 passing for 177 yards and a personal-best 131.6 rating vs. SMU ... Earned

WAC Offensive Player of the Week honors when he completed 15 of 22 passes for 219 yards and two TDs, as well as contributing 121 yards and three TDs on the ground vs. UTEP.

2002: Played in six games (one start) completing 22 of 52 passes (42.3%) for 208 yards with one TD, good for a 74.6 rating ... Also ran for 86 yards on 23 carries (3.7 avg.) with two TDs.

EXTRA POINTS

Set the national record for eight-man football and Oklahoma all-class records with 8,426 passing yards and 120 TDs over four varsity seasons at Medford High School.

2001: Saw action in seven games (one start), totaling 193 yards on 16-of-38 passing (42.1%) ... Rushed 23 times for 110 yards (4.8 avg.) and two TDs.

2000: Redshirted as a true freshman ... Majored in History and English at Tulsa.

High School: An all-state selection as a senior at Medford High School in Medford, Oklahoma ... Threw for 2,408 yards and 43 TDs en route to the Class C State Championship as a senior ... Rushed for 662 yards and 12 TDs his senior campaign ... Also lettered four years in basketball, baseball and track, earning all-state honors in basketball as a senior.

Personal:

- Full name: James Michael Kilian.
- Single, resides in Medford, Oklahoma.

KILIAN'S COLLEGE STATISTICS

Year	Team	G-S	PASSING										
			Att.	Comp.	Yds.	Comp. Pct.	Yds. Att.	TD	Pct.	INT	LG	Rating	
2001	Tulsa	7-1	38	16	193	42.1	5.08	0	0.0	1	2.6	44	79.5
2002	Tulsa	6-1	52	22	208	42.3	4.00	1	1.9	2	3.8	18	74.6
2003	Tulsa	13-13	331	188	2,217	56.8	6.70	22	6.6	11	3.3	80t	128.3
2004	Tulsa	12-12	337	184	2,247	54.6	6.67	13	3.9	16	4.7	65	113.8
Totals		38-27	758	410	4,865	54.1	6.42	36	4.7	30	4.0	80t	115.8

Year	Team	RUSHING					
		No.	Yds.	Avg.	LG	TD	
2001	Tulsa	23	110	4.8	25	2	
2002	Tulsa	23	86	3.7	21	2	
2003	Tulsa	133	605	4.5	50	7	
2004	Tulsa	150	282	1.9	28	8	
Totals		329	1083	3.3	50	19	

Additional Stats: Caught four passes for 35 yards (8.8 avg.).

72

Jeremy PARQUET

Tackle • 6-6 • 321



Born: April 11, 1982
Norco, Louisiana

Southern Mississippi
Draft: (No. 7b - 2005)
238th Overall Selection

College: Physical offensive tackle prospect joined the Chiefs as the second of the club's two seventh-round selections (238th overall) in the 2005 NFL Draft ... Talented athlete who can lock up a defender while opening lanes for the running back ... Played in 44 games (39 starts) at Southern Mississippi.

2004: Started all 12 games at right tackle for the second consecutive season ... Won second-team All-Conference USA honors as he helped the offense score 25.8 points per game ... Collected 77 knockdowns while allowing only 2.5 sacks ... Credited with five knockdowns as the offense gained 476 total yards vs. Nebraska ... Produced six knockdowns vs. Tulane ... Recorded seven knockdowns vs. Houston ... Registered eight knockdowns vs. East Carolina.

2003: Started all 13 games at right tackle ... Earned first-team All-Conference USA honors ... Led the club with 63 knockdowns and allowed only 3.0 sacks all season ... Finished the season with the most offensive snaps of any player ... Helped the offense average 324.9 yards per game ... Delivered seven knockdowns vs. East Carolina.

2002: Started all 13 games, producing 68 knockdowns and five touchdown-resulting blocks ... Part of an offensive line that helped the club average 143.7 rushing yards per game and 188.5 passing yards per game.

2001: Played in six games (one start) ... Saw action mostly at weakside guard ... Helped the club

gain 244.7 passing yards per game, 340.5 total yards per game and 25.3 points per game.

2000: Redshirted as a true freshman ... Graduated from Southern Mississippi with a degree in Coaching and Sports Administration.

EXTRA POINTS

Parquet wore a size 17 shoe by the time he was in the seventh grade and when he couldn't find a pair to fit him, he wrote to then-Saints T Willie Roaf and received two pairs of size 17 cleats in return.


High School: A three-year starter at Robicheaux High School in Destrehan, Louisiana ... An all-metro selection as a senior and was rated one of the state's best offensive tackles by the *New Orleans Times-Picayune* ... Rated in the Louisiana Top 40 by *SuperPrep* as he led his team the District 7-5A championship ... Did not allow a sack his senior campaign.

Personal:

- Full name: Jeremy Michael Parquet (pronounced PAR-ket).
- Single, resides in LaPlace, Louisiana.

Games Played/Games Started:

2001 (6/1), 2002 (13/13), 2003 (13/13), 2004 (12/12) — 44/39.



10 Years Ago

1995: Kansas City earns its sixth straight playoff berth under Marty Schottenheimer. **1985:** Head Coach John Mackovic enters his third season at Kansas City's helm. **1975:** Paul Wiggin becomes just the second head coach in franchise history. **1965:** The year ends tragically with the death of RB Mack Lee Hill.



20 Years Ago



30 Years Ago



40 Years Ago

2005 ROOKIE FREE AGENTS

Nathaniel Curry • 6

Wide Receiver • 5-10 • 196
Georgia Tech

Born: March 11, 1982 - Miami, FL



College: Played in 44 games (27 starts) at Georgia Tech, catching 92 passes for 1,185 yards (12.9 avg.) with eight TDs and rushing four times for 25 yards (6.3 avg.) ... Also had two kickoff returns for 41 yards (20.5 avg.). **2004:** Started all 11 games, producing 32 receptions for 454 yards (14.2 avg.) with three TDs ... Named to the ACC All-Academic team. **2003:** Opened all 13 games,

recording a career-high 37 catches for 426 yards (11.5 avg.) with three TDs. **2002:** Played in nine games (one start), catching one pass for seven yards ... Added one carry for eight yards. **2001:** Suffered a torn ACL in his left knee in August camp and was redshirted. **2000:** Saw action in 11 games (two starts), recording 22 receptions for 298 yards (13.5 avg.) with two TDs ... Also had two kickoff returns for 41 yards (20.5 avg.). **High School:** A prep running back at Monsignor Pace High School in Miami, Florida ... Gained 1,400 rushing yards as a junior and earned all-state honorable mention and first-team all-county honors. **Personal:** Full name: Nathaniel Tyrone Curry ... Single ... Resides in Miami, Florida.

Brett Fischer • 20

Wide Receiver • 5-11 • 192
Missouri - Rolla

Born: June 12, 1981 - St. Louis, MO



College: Local college product caught 155 passes for a school record 1,976 yards (12.7 avg.) with 13 TDs at Missouri - Rolla. **2004:** Tied a single-season school record with 72 receptions for a team-record 1,040 yards with seven TDs ... Earned honorable mention all-conference accolades. **2003:** Caught 47 passes for 477 yards (10.1 avg.) with two TDs and was named

honorable mention All-MIAA. **2002:** Led the club with 22 catches for 282 yards (12.8 avg.) with two TDs and averaged 19.7-yards per kickoff return ... Named to the MIAA Commissioner's Honor Roll. **2001:** Recorded 14 receptions for 177 yards (12.6 avg.) with two TDs. **2000:** Redshirted as a true freshman. **High School:** Earned all-metro honors from the *St. Louis Post-Dispatch* at Lafayette High School in Ellisville, Missouri ... Was also a two-time All-Suburban West Conference and all-district selection ... Completed 56 of 117 passes for 765 yards with eight TDs and added 509 rushing yards with six touchdowns as a senior quarterback ... Part of a prep all-star team that played in Germany ... Caught 39 passes for 683 yards (17.5 avg.) with four TDs as a junior. **Personal:** Full name: Brett Gregory Fischer ... Single ... Resides in Ellisville, Missouri.

Arrion Dixon • 60

Defensive Tackle • 6-4 • 308
Arkansas

Born: October 21, 1981 - Wynne, AR



College: Appeared in 43 games (31 starts) at Arkansas, recording 127 tackles (70 solo), 18.0 tackles for loss (-67.0 yards), 4.5 sacks (-28.0 yards), one fumble recovery and three forced fumbles. **2004:** Played in 11 games (10 starts), totaling 28 tackles (20 solo), 6.0 behind the line of scrimmage (-27.0 yards), 1.5 sacks (-15.0 yards), one fumble recovery and a forced fumble ... Tallied five

tackles, 2.5 stops behind the line and a sack vs. New Mexico State to become SEC Defensive Lineman of the Week. **2003:** Saw action in 13 contests (12 starts), recording a career-high 64 tackles (27 solo), 6.0 tackles for loss (-22.0 yards), a sack (-6.0 yards) and a forced fumble ... Led the club with 11 QB pressures ... Registered 15 tackles, a sack, two QB pressures and had a forced fumble on the final play of the game in a 71-63 seven-OT victory vs. Kentucky to earn SEC Defensive Player of the Week honors. **2002:** Played in 14 games (nine starts), producing 32 tackles (21 solo), 6.0 tackles for loss (-18.0 yards), 2.0 sacks (-7.0 yards) and a forced fumble. **2001:** Appeared in five games as a true freshman ... Totaled three tackles (two solo). **High School:** A two-sport athlete at Wynne High School in Wynne, Arkansas ... Spent one semester at Hargrave Military Academy in Hargrave, Virginia ... Tallied 58 tackles and 9.0 sacks his senior season. **Personal:** Full name: Arrion Dewayne Dixon ... Single, resides in Wynne, Arkansas.

Samkon Gado • 41

Running Back • 5-11 • 210
Liberty

Born: November 13, 1982 - Kufai, Nigeria



College: Nigerian native played in 39 games at Liberty University ... Rushed 273 times for 1,631 yards (6.0 avg.) with 16 TDs and caught 38 passes for 486 yards (12.8 avg.) with six scores ... Added 14 kickoff returns for 306 yards (21.9 avg.) with a TD. **2004:** Saw action in nine games ... Carried the ball 138 times for a career-high 901 yards (6.5 avg.) with a team-high 11 TDs ...

Added 12 catches for 95 yards (7.9 avg.) ... Returned 10 kickoffs for 269 yards (26.9 avg.) with a TD and recorded nine special teams tackles. **2003:** Appeared in 11 games, rushing 47 times for 337 yards (7.2 avg.) with three TDs and catching 13 passes for 182 yards (14.0 avg.) with three scores ... Added two kickoff returns for 26 yards (13.0 avg.). **2002:** Played in all 11 games ... Carried the ball 36 times for 136 yards (3.8 avg.) with a TD and caught 11 passes for 190 yards (17.3 avg.) with three touchdowns ... Also returned one kickoff for 11 yards and recorded eight special teams tackles. **2001:** Saw duty in eight games as a true freshman ... Rushed 52 times for 257 yards (4.9 avg.) with a TD and added two receptions for 19 yards (9.5 avg.) ... Also had one kickoff return. **High School:** A three-year letterwinner at Ben Lippen High School in Columbia, South Carolina. **Personal:** Full name: Samkon Kalitho Gado ... Single, resides in Lynchburg, Virginia.

Kris Griffin • 66

Linebacker • 6-3 • 233
Indiana (Pa.)

Born: May 27, 1981 – Beaver, PA



College: Athletic linebacker spent three years at Indiana (Pa.) after beginning his career at NAIA Geneva College ... Played in 22 games at IUP, recording 152 tackles (79 solo), 38.0 tackles for loss, 12.0 sacks, 11 interceptions and seven passes defended ... Saw action in 18 contests at Geneva, producing 109 tackles (60 solo), 24.0 tackles for loss, 7.0 sacks and eight interceptions.

2004: Played in nine games, recording 51 tackles (28 solo), 9.0 tackles for loss (-26.0 yards), 4.0 sacks (-13.0 yard), an interception and two passes defended ... Played in the Cactus Bowl, the Division II All-Star Game. **2003:** Redshirted with an elbow injury. **2002:** Saw action in 13 games, registering 101 tackles (51 solo), 6.0 tackles for loss (-11.0 yards), a sack (-3.0 yards), two INTs and five passes defended. **2001:** Appeared in nine contests at Geneva, totaling 58 tackles (32 solo), 6.0 tackles for loss, a sack and two interceptions. **2000:** Played in nine games, tallying 51 tackles (28 solo), 17.0 tackles for loss, 6.0 sacks and six interceptions. **High School:** A three-sport athlete at Rochester High School in Rochester, Pennsylvania ... Earned first-team all-conference honors as both a safety and wide receiver. **Personal:** Full name: Kristofor Lawrence Griffin ... Single, resides in Rochester, Pennsylvania.

Darius Jones • 70

Defensive Tackle • 6-2 • 304
Wisconsin

Born: February 19, 1982 – Beloit, WI



College: Played in 30 games, recording 92 tackles (51 solo), 13.5 tackles for loss (-60.0 yards), 8.0 sacks (-47.0 yards), one interception, a fumble recovery, four forced fumbles and seven passes defended. **2003:** Started all 11 games, registering 40 tackles (19 solo), 3.5 tackles for loss (26.0 yards), 3.0 sacks (-25.0 yards), a fumble recovery and two forced fumbles. **2002:** Appeared

in all 14 games (two starts), producing a career-high 42 tackles (25 solo), 9.0 tackles for loss (-33.0 yards) and 5.0 sacks (-22.0 yards) ... Also had an interception (13 yards), six passes defended and two forced fumbles. **2001:** Saw action in two games, recording 10 tackles (seven solo), a tackle for loss (-1.0 yard) and a pass defended ... Suffered a broken right hand that forced him to miss the final 10 games. **2000:** Played in three games as a true freshman and did not record any stats. **High School:** Named a *Parade*, *Reebok*, *PrepStar* and *SuperPrep* All-America at Memorial High School in Beloit, Wisconsin ... Registered 128 tackles, 20.0 tackles for loss and 10.0 sacks ... Had three straight seasons of 100+ tackles and finished his career with 325 total stops. **Personal:** Full name: Darius B. Jones ... Single, resides in Beloit, Wisconsin.

Mike Johnson • 61

Guard • 6-3 • 296
Kansas State

Born: March 26, 1982 – Austin, TX



College: Kansas State product played in 41 games (37 starts) for the Wildcats ... Started the final 31 contests of his collegiate career ... Spent his first three seasons at center before switching to guard as a senior. **2004:** Started all 11 games at center and earned honorable mention All-Big 12 honors from AP. **2003:** Opened all 15 games at right guard ... Named honorable mention All-Big

12. **2002:** Played in 13 games, starting 11 contests at right guard. **2001:** Appeared in two games at guard. **2000:** Redshirted as a true freshman. **High School:** Three-year starter at Fairview High School in Boulder, Colorado ... Was a first-team all-state selection and earned the Forest Buckner Award for his all-around excellence ... Also lettered in golf and track ... Attended the same high school as former NFL T Tony Boselli. **Personal:** Full name: Mike Allan Johnson ... Single, resides Manhattan, Kansas.

Justin Perkins • 40

Cornerback • 5-10 • 186
Connecticut

Born: July 9, 1982 – Ft. Lauderdale, FL



College: Started all 36 games he played at Connecticut ... Recorded 170 tackles (131 solo), 8.0 tackles for loss (-31.0 yards), 12 interceptions, four fumble recoveries, a forced fumble and 42 passes defended. **2004:** Started 12 games, registering 38 tackles (24 solo), a tackle for loss, two fumble recoveries, five interceptions with two TDs and 12 passes defended ...

Became the first player in school history to produce a pair of TDs on INT returns ... Named first-team All-Big East. **2003:** Opened all 12 games at cornerback, totaling a career-high 69 tackles (58 solo), a tackle for loss (-2.0 yards), a personal-best six interceptions, a forced fumble and 21 passes defended ... Named to the All-Independent team. **2002:** Started one game before suffering a knee injury that cost him the season's final 11 games. **2001:** Started all 11 games, ranking fourth on the team with 61 tackles (48 solo), 6.0 tackles for loss ... Also had an interception, two fumble recoveries and a team-high nine passes defended. **2000:** Redshirted as a true freshman. **High School:** Two-year letterman at Plantation High School in Sunrise, Florida ... Also competed in track and posted a mark of 56.0 seconds in the 400 meters and 43 feet in the triple jump. **Personal:** Full name: Justin Antoine Perkins ... Single, resides in Ft. Lauderdale, Florida.

NFL RECORD BOOK		MOST YARDS TOTAL	
OFFENSE, SEASON			
Team	Season	Yards	YPG
1. St. Louis	2000	7,075	442.2
2. Miami	1984	6,936	433.5
3. San Francisco	1998	6,800	425.0
4. San Diego	1981	6,744	421.5
5. Kansas City	2004	6,695	418.4

Edwin Thompson • 48

Tight End • 6-4 • 260

Idaho State

Born: August 4, 1981 – Seattle, WA



College: Saw duty in 36 games at Idaho State, playing both on the offensive line and at tight end ... Caught 22 passes for 272 yards (12.4 avg.) with a TD. **2003:** Played in 12 games, recording 11 receptions for 143 yards (13.0 avg.) with a TD. **2002:** Saw action in 10 games, catching eight passes for 105 yards (13.1 avg.). **2001:** Played in 11 games, producing three receptions for

24 yards (8.0 avg.). **2000:** Played in three contests on the offensive line. **1999:** Redshirted as a true freshman. **High School:** Was a second-team all-district and all-state selection as a senior at Los Lunas High School in Los Lunas, New Mexico ... Caught six TD passes as a senior ... Also lettered in basketball and baseball. **Personal:** Uncle, Jack Thompson played QB six seasons in the NFL ('79-84) with Cincinnati and Tampa Bay ... Full name: Edwin Eugene Thompson ... Single, resides in Los Lunas, New Mexico.

Zach Ville • 71

Defensive End • 6-1 • 291

Missouri

Born: April 24, 1982 – Miami, FL



College: Local college product played in 24 games (22 starts) in two seasons at Missouri ... Began his career at West Hills Junior College in Coalinga, California ... Recorded 85 tackles (47 solo), 22.0 tackles for loss (-60.0 yards), 4.5 sacks (-30.0 yards), an interception (39 yards), a fumble recovery, two forced fumbles and 13 QB pressures for the Tigers. **2004:** Started all 11

games, registering 35 tackles (22 solo), 11.0 tackles for loss (-32.0 yards), 2.5 sacks (-19.0 yards), a forced fumble and six QB pressures. **2003:** Played in 13 games (11 starts), totaling 50 tackles (25 solo), 11.0 tackles for loss (-28.0 yards) and 2.0 sacks (-11.0 yards) ... Added an interception (39 yards), a fumble recovery, a forced fumble and seven QB pressures. **2002:** Redshirted after suffering an appendicitis. **Junior College:** Registered 46 tackles, 5.0 tackles for loss, 5.0 sacks and three passes defended at West Hill JC ... Named first-team all-conference and the club's MVP. **High School:** Posted 15.0 career sacks and led his team to a state championship as a junior at Northwestern High School in Miami, Florida. **Personal:** Full name: Zaccheus Ezekiel Ville ... Single, resides in Miami, Florida.

Willie Walden • 45

Tight End • 6-7 • 278

Montana

Born: October 18, 1981 – Kennewick, WA



College: Played in 38 games (27 starts) in three seasons at Montana ... Caught 40 passes for 496 yards (12.4 avg.) with eight TDs for the Grizzlies ... Saw action in four games in two seasons at Oregon. **2004:** Started all 15 games, recording 16 receptions for 164 yards (10.2 avg.) with a career-high five TDs ... Was an honorable mention All-Big Sky Conference selection. **2003:**

Saw action in 13 games, starting the final 12 contests ... Caught a career-high 19 passes for 284 yards (14.9 avg.) with three scores. **2002:** Played in 10 games, producing five catches for 48 yards (9.6 avg.). **2001:** Played in four games at Oregon, but did not record any stats. **2000:** Redshirted as a true freshman. **High School:** Earned All-America honors from SuperPrep as a senior at Evergreen High School in Vancouver, Washington ... Had 38 receptions for 641 yards (16.9 avg.) with nine TDs. **Personal:** Uncle, John Tarver played four seasons in the NFL ('72-75) with New England and Philadelphia ... Full name: Willie Roy Moss-Walden ... Single, resides in Vancouver, Washington.

ROOKIES



NOTABLE FORMER ROOKIE FREE AGENTS IN CHIEFS HISTORY



Player	Signed With	Year
P Louie Aguiar	Buffalo	1989
FB Kimble Anders	Pittsburgh	1990
T Chris Bober	N.Y. Giants	2000
S Deron Cherry	Kansas City	1981
DT Lionel Dalton	Baltimore	1998
WR Willie Davis	Kansas City	1990
RB Wendell Hayes	Dallas	1963
DE Eric Hicks	Kansas City	1998
RB Mack Lee Hill	Kansas City	1964
RB Priest Holmes	Baltimore	1997
S Sammy Knight	New Orleans	1997
K Nick Lowery	N.Y. Jets	1978
LB Mike Maslowski	San Diego	1997
WR Stephone Paige	Kansas City	1983
FB Tony Richardson	Dallas	1994
S Benny Sapp	Kansas City	2004
LB Tracy Simien	Pittsburgh	1989
WR Richard Smith	Kansas City	2004
WR J.T. Smith	Washington	1978
DE R-Kal Truluck	Washington	1997
G Brian Waters	Dallas	1999
C Casey Wiegmann	Indianapolis	1996

Current Players in Bold



NFL RECORD BOOK MOST FIRST DOWNS SEASON



Team	First Downs	Season
1. Kansas City	398	2004
2. Miami	387	1984
3. Denver	383	2000
4. San Francisco	381	1998
5. San Diego	380	1985
St. Louis	380	2000

2005 ALPHABETICAL ROSTER

NO.	NAME	POS.	HT.	WT.	D.O.B.	EXP.	COLLEGE	HOW ACQUIRED
69	Allen, Jared	DE	6-6	265	4/3/82	2	Idaho State	D4b-04
59	Barber, Shawn	LB	6-2	240	1/14/75	8	Richmond	UFA (PHI)-03
73	Barnett, Thomas	T	6-4	314	10/21/78	1	Kansas State	FA-05
24	Bartee, William	S	6-1	200	6/25/77	6	Oklahoma	D2-00
26	Battle, Julian	CB	6-2	205	7/11/81	3	Tennessee	D3-03
99	Bell, Kendall	LB	6-1	245	7/2/78	5	Georgia	UFA (PIT)-05
65	Black, Jordan	T	6-5	304	1/28/80	3	Notre Dame	D5-03
67	Bober, Chris	C/T	6-5	310	12/24/76	6	Nebraska - Omaha	UFA (NYG)-04
85	Boerigter, Marc	WR	6-3	220	5/4/78	4	Hastings	FA-02
13	Booth, John	WR	6-0	199	7/22/82	1	Mid-America Nazarene	FA-05
38	Brown, Dee	RB	5-10	210	5/12/78	3	Syracuse	FA-05
93	Browning, John	DT	6-5	297	9/30/73	10	West Virginia	D3-96
30	Canonico, Eddie	S	6-1	180	9/17/78	1	Sacramento, St.	FA-05
52	Caver, Quinton	LB	6-4	241	8/22/78	5	Arkansas	FA-03
15	Collins, Todd	QB	6-4	228	11/5/71	11	Michigan	W (BUF)-98
2	Colquitt, Dustin	P	6-1	191	5/6/82	R	Tennessee	D3-05
41	Connot, Scott	S	6-3	216	6/24/81	1	South Dakota St.	FA-04
34	Cruz, Ronnie	RB	6-0	237	6/11/81	1	Northern State	FA-05
6	Curry, Nathaniel	WR	5-10	196	3/11/82	R	Georgia Tech	FA-05
75	Dalton, Lional	DT	6-1	315	2/21/75	8	Eastern Michigan	FA-04
60	Dixon, Arrion	DT	6-4	308	10/21/81	R	Arkansas	FA-05
89	Dunn, Jason	TE	6-6	274	11/15/73	9	Eastern Kentucky	FA-00
20	Fischer, Brett	WR	5-11	192	6/12/81	R	Missouri - Rolla	FA-05
97	Fox, Keyaron	LB	6-3	235	1/24/82	2	Georgia Tech	D3-04
51	Fujita, Scott	LB	6-5	250	4/28/79	4	California	D5-02
41	Gado, Samkon	RB	5-11	210	11/13/82	R	Liberty	FA-05
83	Gammon, Kendall	TE	6-4	255	10/23/68	14	Pittsburg State	UFA (NO)-00
88	Gonzalez, Tony	TE	6-5	251	2/27/76	9	California	D1-97
10	Green, Trent	QB	6-3	217	7/9/70	12	Indiana	T (STL)-01
66	Griffin, Kris	LB	6-3	232	5/27/81	R	Indiana (Pa.)	FA-05
95	Grigsby, Boomer	LB	5-11	249	11/15/81	R	Illinois State	D5a-05
92	Hall, Carlos	DE	6-4	259	1/16/79	4	Arkansas	T (TEN)-05
82	Hall, Dante	WR	5-8	187	9/20/78	6	Texas A&M	D5a-00
42	Harts, Shaunard	S	6-0	210	8/4/78	4	Boise State	D7a-01
98	Hicks, Eric	DE	6-6	280	6/17/76	8	Maryland	FA-98
9	Hill, Darrell	WR	6-2	187	6/19/79	4	Northern Illinois	FA-05
47	Hodge, Alphonso	CB	5-10	203	5/30/82	R	Miami (OH)	D5b-05
39	Holcombe, Robert	FB	5-11	220	12/11/75	8	Illinois	FA-05
31	Holmes, Priest	RB	5-9	213	10/7/73	9	Texas	UFA (BAL)-01
81	Horn, Chris	WR	5-11	195	7/13/77	3	Rocky Mountain	FA-03
11	Huard, Damon	QB	6-3	212	7/9/73	9	Washington	FA-04
66	Ingram, Johnathan	C	6-2	300	9/20/80	2	San Diego State	FA-04
64	Issa, Jabari	DE	6-5	296	4/18/78	3	Washington	FA-05
60	Johnson, Aaron	G	6-4	293	9/6/77	1	Ball State	FA-05
56	Johnson, Derrick	LB	6-3	242	11/22/82	R	Texas	D1-05
27	Johnson, Larry	RB	6-1	230	11/19/79	3	Penn State	D1-03
61	Johnson, Mike	C	6-3	296	3/26/82	R	Kansas State	FA-05
70	Jones, Darius	DT	6-2	304	2/19/82	R	Wisconsin	FA-05
87	Kennison, Eddie	WR	6-1	201	1/20/73	10	Louisiana State	FA-01
5	Kilian, James	QB	6-3	218	10/24/80	R	Tulsa	D7a-05
29	Knight, Sammy	S	6-1	215	9/10/75	9	Southern California	UFA (MIA)-05
73	Long, Khari	DE	6-3	257	5/23/82	R	Baylor	D6b-05
57	Maslowski, Mike	LB	6-2	243	7/11/74	7	Wisconsin - La Crosse	FA-99
22	McCleon, Dexter	CB	5-10	195	10/9/73	9	Clemson	FA-03

NO.	NAME	POS.	HT.	WT.	D.O.B.	EXP.	COLLEGE	HOW ACQUIRED
14	McIntyre, Jeris	WR	6-0	203	7/4/81	1	Auburn	D6-04
72	Mitchell, Clint	DE	6-7	257	9/21/80	2	Florida	FA-05
80	Mitchell, Freddie	WR	5-11	185	11/28/78	5	UCLA	FA-05
50	Mitchell, Kawika	LB	6-1	253	10/10/79	3	South Florida	D2-03
4	Murphy, Nick	P	5-11	191	10/22/79	1	Arizona State	FA-04
18	Parker, Samie	WR	5-11	190	3/25/81	2	Oregon	D4a-04
72	Parquet, Jeremy	T	6-6	321	4/11/82	R	Southern Mississippi	D7b-05
40	Perkins, Justin	CB	5-10	186	7/9/82	R	Connecticut	FA-05
35	Pile, Willie	S	6-2	206	5/25/80	2	Virginia Tech	FA-04
49	Richardson, Tony	FB	6-1	238	12/17/71	11	Auburn	FA-95
77	Roaf, Willie	T	6-5	320	4/18/70	13	Louisiana Tech	T (NO)-02
79	Sampson, Kevin	T	6-4	312	6/19/81	2	Syracuse	D7-04
20	Sapp, Benny	CB	5-9	190	1/20/81	2	Northern Iowa	FA-04
91	Scanlon, Rich	LB	6-2	249	12/23/80	2	Syracuse	FA-04
61	Sharpe, Montique	DT	6-2	296	3/10/80	2	Wake Forest	D7a-03
68	Shields, Will	G	6-3	320	9/15/71	13	Nebraska	D3-93
94	Siavii, Junior	DT	6-5	336	11/14/78	2	Oregon	D2a-04
90	Sims, Ryan	DT	6-4	315	5/4/80	4	North Carolina	D1-02
30	Smith, McKenzie	RB	5-8	196	10/19/81	1	Washington State	FA-05
17	Smith, Richard	WR	5-10	191	7/16/80	1	Arkansas	FA-04
55	Stills, Gary	LB	6-2	250	7/11/74	7	West Virginia	D3a-99
23	Surtain, Patrick	CB	5-11	195	6/19/76	8	Southern Mississippi	T (MIA)-05
71	Svitek, Will	T	6-6	300	1/8/82	R	Stanford	D6a-05
48	Thompson, Edwin	TE	6-4	260	8/4/81	R	Idaho State	FA-05
12	Thorpe, Craphonso	WR	6-0	187	6/27/83	R	Florida State	D4-05
1	Tynes, Lawrence	K	6-1	202	5/3/78	2	Troy State	FA-04
64	Vance, Forest	G	6-4	298	4/16/81	1	California - Davis	FA-05
71	Ville, Zach	DE	6-1	291	4/24/82	R	Missouri	FA-05
45	Walden, Willie	TE	6-7	278	10/18/81	R	Montana	FA-05
44	Warfield, Eric	CB	6-0	200	3/3/76	8	Nebraska	D7a-98
54	Waters, Brian	G	6-3	318	2/18/77	6	North Texas	FA-00
76	Welbourn, John	G/T	6-5	310	3/30/76	7	California	T (PHI)-04
25	Wesley, Greg	S	6-2	206	3/19/78	6	Arkansas - Pine Bluff	D3-00
62	Wiegmann, Casey	C	6-2	285	7/20/73	10	Iowa	UFA (CHI)-01
96	Wilkerson, Jimmy	DE	6-2	280	1/4/81	3	Oklahoma	D6-03
74	Williams, Brett	T	6-5	321	5/2/80	3	Florida State	D4-03
84	Wilson, Kris	TE	6-2	251	8/22/81	2	Pittsburgh	D2b-04
21	Woods, Jerome	S	6-3	205	3/17/73	10	Memphis	D1-96

2005-06 IMPORTANT DATES

- Wednesday, July 27 Depart for Training Camp – River Falls, Wisconsin
- Thursday, July 28 First Day of Training Camp Practice
- Saturday, August 6 Family Fun Day
- Friday, August 19 Last Day of Training Camp – Return to Kansas City
- Tuesday, August 30 NFL Roster Cutdown to 65 Players
- Sunday, September 4 NFL Roster Cutdown to 53 Players
- Monday, September 5 Clubs may establish Eight-man Practice Squad
- Sunday, September 11 Regular Season Opener vs. N.Y. Jets
- Tuesday, October 18 NFL Trading deadline – 4:00 PM (ET)
- Sunday, January 1 Regular Season Finale vs. Cincinnati
- Saturday, January 7 Wild Card Playoffs
- Sunday, January 8 Wild Card Playoffs
- Saturday, January 14 Division Playoffs
- Sunday, January 15 Division Playoffs
- Sunday, January 22 Conference Championships
- Sunday, February 5 Super Bowl XL – Detroit, Michigan
- Sunday, February 12 AFC-NFC Pro Bowl – Honolulu, Hawaii

2005 POSITION-BY-POSITION ROSTER

QUARTERBACKS

NO.	NAME	NFL EXP.	COLLEGE
15	Collins, Todd	11	Michigan
10	Green, Trent	12	Indiana
11	Huard, Damon	9	Washington
5	Kilian, James	R	Tulsa

RUNNING BACKS

NO.	NAME	EXP.	COLLEGE
38	Brown, Dee	3	Syracuse
34	Cruz, Ronnie	1	Northern State
41	Gado, Samkon	R	Liberty
39	Holcombe, Robert	8	Illinois
31	Holmes, Priest	9	Texas
27	Johnson, Larry	3	Penn State
49	Richardson, Tony	11	Auburn
30	Smith, McKenzie	1	Washington State

WIDE RECEIVERS

NO.	NAME	EXP.	COLLEGE
85	Boerigter, Marc	4	Hastings
13	Booth, John	1	Mid-America Nazarene
6	Curry, Nathaniel	R	Georgia Tech
20	Fischer, Brett	R	Missouri - Rolla
82	Hall, Dante	6	Texas A&M
9	Hill, Darrell	4	Northern Illinois
81	Horn, Chris	3	Rocky Mountain
87	Kennison, Eddie	10	Louisiana State
14	McIntyre, Jeris	1	Auburn
80	Mitchell, Freddie	5	UCLA
18	Parker, Samie	2	Oregon
17	Smith, Richard	1	Arkansas
12	Thorpe, Craphonso	R	Florida State

TIGHT ENDS

NO.	NAME	EXP.	COLLEGE
89	Dunn, Jason	9	Eastern Kentucky
83	Gammon, Kendall	14	Pittsburg State
88	Gonzalez, Tony	9	California
48	Thompson, Edwin	R	Idaho State
45	Walden, Willie	R	Montana
84	Wilson, Kris	2	Pittsburgh

OFFENSIVE LINE

NO.	NAME	EXP.	COLLEGE
73	Barnett, Thomas	1	Kansas State
65	Black, Jordan	3	Notre Dame
67	Bober, Chris	6	Nebraska - Omaha
66	Ingram, Johnathan	2	San Diego State
60	Johnson, Aaron	1	Ball State
61	Johnson, Mike	R	Kansas State
72	Parquel, Jeremy	R	Southern Miss.
77	Roaf, Willie	13	Louisiana Tech
79	Sampson, Kevin	2	Syracuse
68	Shields, Will	13	Nebraska
71	Switek, Will	R	Stanford
64	Vance, Forest	1	California - Davis
54	Waters, Brian	6	North Texas
76	Welbourn, John	7	California
62	Wiegmann, Casey	10	Iowa
74	Williams, Brett	3	Florida State

DEFENSIVE LINE

NO.	NAME	EXP.	COLLEGE
69	Allen, Jared	2	Idaho State
93	Browning, John	10	West Virginia
75	Dalton, Lionel	8	Eastern Michigan
60	Dixon, Arrión	R	Arkansas
92	Hall, Carlos	4	Arkansas
98	Hicks, Eric	8	Maryland
64	Issa, Jabari	3	Washington
70	Jones, Darius	R	Wisconsin
73	Long, Khari	R	Baylor
72	Mitchell, Clint	2	Florida
61	Sharpe, Montique	2	Wake Forest
94	Siavii, Junior	2	Oregon
90	Sims, Ryan	4	North Carolina
71	Ville, Zach	R	Missouri
96	Wilkerson, Jimmy	3	Oklahoma

LINEBACKERS

NO.	NAME	EXP.	COLLEGE
59	Barber, Shawn	8	Richmond
99	Bell, Kendrick	5	Georgia
52	Caver, Quinton	5	Arkansas
97	Fox, Keyaron	2	Georgia Tech
51	Fujita, Scott	4	California
95	Grigsby, Boomer	R	Illinois State
66	Griffin, Kris	R	Indiana (Pa.)
56	Johnson, Derrick	R	Texas
57	Maslowski, Mike	7	Wisconsin - La Crosse
50	Mitchell, Kawika	3	South Florida
91	Scanlon, Rich	2	Syracuse
55	Stills, Gary	7	West Virginia

DEFENSIVE BACKS

NO.	NAME	EXP.	COLLEGE
24	Bartee, William	6	Oklahoma
26	Battle, Julian	3	Tennessee
30	Canonic, Eddie	1	Sacramento St.
41	Connot, Scott	1	South Dakota State
42	Harts, Shaunard	4	Boise State
47	Hodge, Alphonso	R	Miami (OH)
29	Knight, Sammy	9	Southern California
22	McCleon, Dexter	9	Clemson
40	Perkins, Justin	R	Connecticut
35	Pile, Willie	2	Virginia Tech
20	Sapp, Benny	2	Northern Iowa
23	Surtain, Patrick	8	Southern Miss.
44	Warfield, Eric	8	Nebraska
25	Wesley, Greg	6	Arkansas - Pine Bluff
21	Woods, Jerome	10	Memphis

KICKERS

NO.	NAME	EXP.	COLLEGE
2	Colquitt, Dustin	R	Tennessee
1	Tyns, Lawrence	2	Troy State
4	Nick Murphy	1	Arizona State

FAST FACT

Kansas City completed 85.95 percent of its passes in 2004, the best mark in franchise annals.



FAST FACT

The Chiefs tied a team record by producing 11 individual 100-yard receiving efforts in 2004.



HOW THE CHIEFS WERE BUILT

YEAR	DRAFT	FREE AGENTS/WAIVERS	TRADES
1993	G Will Shields (3)		
1995		FB Tony Richardson (FA)	
1996	S Jerome Woods (1) DE John Browning (3)		
1997	TE Tony Gonzalez (1)		
1998	CB Eric Warfield (7a)	QB Todd Collins (W/BUF) DE Eric Hicks (FA)	
1999	LB Gary Stills (3a)	LB Mike Maslowski (FA)	
2000	S William Barteel (2) S Greg Wesley (3) WR Dante Hall (5a)	TE Jason Dunn (FA) TE Kendall Gammon (UFA/NO) G Brian Waters (FA)	
2001	S Shaunard Harts (7a)	RB Priest Holmes (UFA/BAL) WR Eddie Kennison (FA) C Casey Wiegmann (UFA/CHI)	QB Trent Green (STL)
2002	DT Ryan Sims (1) LB Scott Fujita (5)	WR Marc Boerigter (FA)	T Willie Roaf (NO)
2003	RB Larry Johnson (1) LB Kawika Mitchell (2) CB Julian Battle (3) T Brett Williams (4) T Jordan Black (5) DE Jimmy Wilkerson (6) DT Montique Sharpe (7a)	LB Shawn Barber (UFA/PHI) LB Quinton Caver (FA) WR Chris Horn (FA) CB Dexter McCleon (FA)	
2004	DT Junior Siavii (2a) TE Kris Wilson (2b) LB Keyaron Fox (3) WR Samie Parker (4a) DE Jared Allen (4b) WR Jeris McIntyre (6) T Kevin Sampson (7)	T Chris Bober (UFA/NYG) S Scott Connot (FA) DT Lionel Dalton (FA) QB Damon Huard (FA) C Johnathan Ingram (FA) P Nick Murphy (FA) S Willie Pile (FA) CB Benny Sapp (FA) LB Rich Scanlon (FA) WR Richard Smith (FA) K Lawrence Tynes (FA)	G/T John Welbourn (PHI)
2005	LB Derrick Johnson (1) P Dustin Colquitt (3) WR Craphonso Thorpe (4) LB Boomer Grigsby (5a) CB Alphonso Hodge (5b) T Will Svitek (6a) DE Khari Long (6b) QB James Kilian (7a) T Jeremy Parquet (7b)	T Thomas Barnett (FA) LB Kendrell Bell (UFA/PIT) WR John Booth (FA) RB Dee Brown (FA) S Eddie Canonico (FA) RB Ronnie Cruz (FA) WR Nathaniel Curry (FA) DT Arrion Dixon (FA) WR Brett Fischer (FA) RB Samkon Gado (FA) LB Kris Griffin (FA) WR Darrell Hill (FA) FB Robert Holcombe (FA) DE Jabari Issa (FA) G Aaron Johnson (FA) C Mike Johnson (FA) DT Darius Jones (FA) S Sammy Knight (UFA/MIA) DE Clint Mitchell (FA) WR Freddie Mitchell (FA) CB Justin Perkins (FA) RB McKenzie Smith (FA) TE Edwin Thompson (FA) G Forest Vance (FA) DE Zach Ville (FA) TE Willie Walden (FA)	DE Carlos Hall (TEN) CB Patrick Surtain (MIA)

CHIEFS ON THE WEB

INTERNET

kcchiefs.com

Launched in 1995, www.kcchiefs.com is your official source for breaking news and information on the Kansas City Chiefs. Whether you're looking for comments from President Carl Peterson or Head Coach Dick Vermeil, or you're seeking information on tickets or Arrowhead Stadium, you'll find it here. Plus, you'll also get complete gameday coverage, as well as contests, merchandise and all the stats you can handle . . .

- **News** - Stay up-to-date on all the latest news as it happens. Read quotes directly from Chiefs coaches and players who are making news or listen to the opinion of a kcchiefs.com columnist.
- **Roster & Stats** - Whether you're seeking updated rosters, depth charts, injury reports, stats or bios of coaches and front office personnel, you'll find it here.
- **Tickets** - Find information on season tickets, premium seating, single-game tickets, group tickets, other events at this location, or view a seating chart of Arrowhead Stadium.

- **Cheerleaders** - Meet the 2005 Chiefs Cheerleaders. Photos and bios are located here, as well as information on upcoming cheerleader appearances and events.
- **The Chiefs Way** - Find out where your favorite Chiefs player is making an appearance or learn more about his charitable foundation.
- **Fan Zone** - Download a Chiefs screensaver or schedule an appearance by KC Wolf.
- **Pro Shop** - Buy officially-licensed Chiefs merchandise direct and take advantage of website specials.

chiefsmedia.com

Launched in 2002, www.chiefsmedia.com is a media-specific website designed to assist all media outlets in their coverage of the Chiefs. Upon entering the site for the first time, you will be prompted to register for a password. After receiving your password, you will have access to the following information, plus much more . . .

- **2005 Media Guide** - Each section of the 2005 Chiefs Media Guide is available for download its entirety.
- **Weekly Media Packet** - During the season, the club's entire Weekly Media Packet (Release, Additional Stats, Clips, Updated Bios and League Stats) is available for viewing or download.
- **Rosters, Bios and Depth Chart** - Access the club's most current roster linked to each player's 2005 media guide bio which is updated - complete with current season and career stats - after each game.
- **Play-by-Plays** - Simply by clicking on an individual game within the schedule, you can download the entire play-by-play from that contest.
- **Credential Requests** - Once again in 2005, the Chiefs will only accept home credential requests via an easy-to-complete request form on this site. Chiefs PR will then respond to your request via email.
- **Practice Schedule** - Daily practice schedules are available including details on start/finish time, media policies, locker room rules, location and player/coach availability each day.
- **Q&A Archives** - Complete press conference and interview transcripts posted and archived.
- **Photos & Logos** - High resolution photos and logos are available for use following approved guidelines.

2004 STATISTICAL REVIEW

2004 RESULTS (7-9, 3RD AFC WEST)

Preseason		Record: 1-3	
8/13	L 24-34	at N.Y. Giants	76,476
8/23	W 24-7	ST. LOUIS (Mon.)	75,428
8/28	L 19-21	CLEVELAND	76,086
9/2	L 20-24	at Dallas	61,157
Regular Season		Record: 7-9	
9/12	L 24-34	at Denver (N)	75,939
9/19	L 17-28	CAROLINA	78,136
9/26	L 21-24	HOUSTON	77,433
10/4	W 27-24	at Baltimore (Mon.) (N)	69,827
10/17	L 16-22	at Jacksonville	66,413
10/24	W 56-10	ATLANTA	78,260
10/31	W 45-35	INDIANAPOLIS	78,312
11/7	L 31-34	at Tampa Bay	65,495
11/14	L 20-27	at New Orleans	64,900
11/22	L 19-27	NEW ENGLAND (Mon.) (N)	78,431
11/28	L 31-34	SAN DIEGO	77,447
12/5	W 34-27	at Oakland	51,292
12/13	W 49-38	at Tennessee (Mon.) (N)	68,932
12/19	W 45-17	DENVER	77,702
12/25	W 31-30	OAKLAND	77,289
1/2	L 17-24	at San Diego	64,920

2004 TEAM STATISTICS

	CHIEFS	OPP.				
TOTAL FIRST DOWNS	398	327				
Rushing	136	97				
Passing	228	190				
Penalty	32	40				
3rd Down: Made/Att	91/193	71/185				
3rd Down Pct.	47.2	38.4				
4th Down: Made/Att	4/14	5/16				
4th Down Pct.	28.6	31.3				
POSSESSION AVG.	32:14	27:46				
TOTAL NET YARDS	6695	6037				
Avg. Per Game	418.4	377.3				
Total Plays	1089	960				
Avg. Per Play	6.1	6.3				
NET YARDS RUSHING	2289	1834				
Avg. Per Game	143.1	114.6				
Total Rushes	496	397				
NET YARDS PASSING	4406	4203				
Avg. Per Game	275.4	262.7				
Sacked/Yards Lost	32/227	41/250				
Gross Yards	4633	4453				
Att./Completions	561/370	522/312				
Completion Pct.	66.0	59.8				
Had Intercepted	17	13				
PUNTS/AVERAGE	55/39.5	64/42.2				
NET PUNTING AVG.	55/31.5	64/35.8				
PENALTIES/YARDS	117/963	117/957				
FUMBLES/BALL LOST	20/10	23/8				
TOUCHDOWNS	62	53				
Rushing	31	18				
Passing	27	32				
Defensive/Kicking Game	2/2	1/2				
SCORE BY PERIODS	1	2	3	4	OT	TOTAL
CHIEFS TOTAL	113	137	93	140	0	483
Opp. Total	81	152	73	129	0	435

PASSING

	Att.	Cmp.	Yds.	Cmp%	Yds/Att.	TD	TD%	Int	INT%	LG	Sack/Lost	Rating
Green	556	369	4591	66.4	8.26	27	4.9	17	3.1	70t	32.0/227.0	95.2
Collins	5	1	42	20.0	8.40	0	0.0	0	0.0	42	0.0/0.0	62.1
CHIEFS TOTAL	561	370	4633	66.0	8.26	27	4.8	17	3.0	70t	32.0/227.0	94.9
Opp. Total	522	312	4453	59.8	8.53	32	6.1	13	2.5	65	41.0/250.0	97.5

2004 INDIVIDUAL STATISTICS

PASS RECEIVING

	No.	Yds.	Avg.	LG	TD
Gonzalez	102	1258	12.3	32	7
Kennison	62	1086	17.5	70t	8
Morton	55	795	14.5	52	3
Blaylock	25	246	9.8	30	1
Hall	25	230	9.2	22	0
Johnson	22	278	12.6	40	2
Holmes	19	187	9.8	52	1
Richardson	19	118	6.2	22	0
Dunn	17	120	7.1	17	3
Horn	15	178	11.9	30	1
Parker	9	137	15.2	48t	1

CHIEFS TOTAL	370	4633	12.5	70t	27
Opp. Total	312	4453	14.3	65	32

RUSHING

	No.	Yds.	Avg.	LG	TD
Holmes	196	892	4.6	33t	14
Johnson	120	581	4.8	46t	9
Blaylock	118	539	4.6	24	8
Green	25	85	3.4	13	0
Hall	8	56	7.0	17	0
Richardson	12	56	4.7	13	0
Morton	7	43	6.1	14	0
Kennison	2	15	7.5	15	0
Horn	1	12	12.0	12	0
Gonzalez	1	5	5.0	5	0
Collins	1	4	4.0	4	0
Easy	4	1	0.3	4	0
Cheek	1	0	0.0	0	0

CHIEFS TOTAL	496	2289	4.6	46t	31
Opp. Total	397	1834	4.6	78t	18

PUNTING

	No.	Yds.	Avg.	Net	TB	In20	LG	Blk.
Cheek	42	1643	39.1	31.6	6	8	55	0
Murphy	4	189	47.3	40.8	1	1	58	0
Baker	9	340	37.8	26.9	0	3	52	0

CHIEFS TOTAL	55	2172	39.5	31.5	7	12	58	0
Opp. Total	64	2703	42.2	35.8	9	23	66	0

PUNT RETURNS

	No.	FC	Yds.	Avg.	LG	TD
Hall	23	17	232	10.1	46	0
Harts	1	0	0	0.0	0	0

CHIEFS TOTAL	24	17	232	9.7	46	0
Opp. Total	24	13	301	12.5	75t	2

KICKOFF RETURNS

	No.	Yds.	Avg.	LG	TD
Hall	68	1718	25.3	97t	2
Horn	4	44	11.0	17	0
Blaylock	1	22	22.0	22	0
Kennison	1	36	36.0	36	0
Stills	1	0	0.0	0	0

CHIEFS TOTAL	75	1820	24.3	97t	2
Opp. Total	85	1908	22.4	44	0

2004 SCORING STATISTICS

SCORING

	TDR	TDP	TDD	TDK	PAT	FG	S	TP
Tynes	0	0	0	0	58/60	17/23	0	109
Holmes	14	1	0	0	0	0	0	90
Johnson	9	2	0	0	0	0	0	66
Blaylock	8	1	0	0	0	0	0	54
Kennison	0	8	0	0	0	0	0	50
Gonzalez	0	7	0	0	0	0	0	42
Dunn	0	3	0	0	0	0	0	18
Morton	0	3	0	0	0	0	0	18
Hall	0	0	0	2	0	0	0	12
Horn	0	1	0	0	0	0	0	6
Mitchell	0	0	1	0	0	0	0	6
Parker	0	1	0	0	0	0	0	6
Warfield	0	0	1	0	0	0	0	6
CHIEFS TOTAL	31	27	2	2	58/60	17/23	0	483
Opp. Total	18	32	1	2	50/51	21/27	0	435

TWO-POINT CONVERSIONS

CHIEFS TOTAL	1-2
Opp. Total	2-2

FIELD GOALS

	1-19	20-29	30-39	40-49	50+	Total
Tynes	0/0	5/5	7/8	3/6	2/4	17/23
CHIEFS TOTAL	0/0	5/5	7/8	3/6	2/4	17/23
Opp. Total	1/1	6/7	5/5	8/9	1/5	21/27

KANSAS CITY CHIEFS INDIVIDUAL SINGLE-GAME BESTS

Passes Attempted	53	Trent Green	@ San Diego	1/2
Passes Completed	33	Trent Green	@ San Diego	1/2
Passing Yards	389	Trent Green	INDIANAPOLIS	10/31
Touchdown Passes	3	Trent Green	Six times	
		Last	DENVER	12/19
Pass Receptions	14	Tony Gonzalez	@ San Diego	1/2
Pass Receiving Yards	149	Eddie Kennison	@ Oakland	12/5
Touchdown Rec.	2	Tony Gonzalez	INDIANAPOLIS	10/31
		Eddie Kennison	NEW ENGLAND	11/22
		Eddie Kennison	@ Tennessee	12/13
		Eddie Kennison	DENVER	12/19
		Tony Gonzalez	OAKLAND	12/25
Rushing Yards	186	Derrick Blaylock	@ New Orleans	11/14
Rushing Attempts	33	Priest Holmes	@ Baltimore	10/4
		Derrick Blaylock	@ New Orleans	11/14
Rushing Touchdowns	4	Priest Holmes	ATLANTA	10/24
		Derrick Blaylock	ATLANTA	10/24
Combined Net Yards	242	Dante Hall	SAN DIEGO	11/28
Interceptions Made	2	Eric Warfield	CAROLINA	9/19
		Dexter McCleon	DENVER	12/19
Int. Return Yards	65	Greg Wesley	INDIANAPOLIS	10/31
Sacks	2.0	Jared Allen	ATLANTA	10/24
		Scott Fujita	@ New Orleans	11/14
		Jared Allen	@ Oakland	12/5
		Kawika Mitchell	DENVER	12/19
Punts	5	Steve Cheek	@ Denver	9/12
		Steve Cheek	CAROLINA	9/19
		Jason Baker	@ Baltimore	10/4
		Steve Cheek	@ Jacksonville	10/17
		Steve Cheek	@ Tennessee	12/13
Punting Average	55.5	Nick Murphy	OAKLAND	12/25
Punt Returns	4	Dante Hall	@ New Orleans	11/14
Punt Return Yards	46	Dante Hall	INDIANAPOLIS	10/31
Kickoff Returns	6	Dante Hall	Five times	
		Last	OAKLAND	12/25
Kickoff Return Yards	233	Dante Hall	SAN DIEGO	11/28
Field Goals Attempted	3	Lawrence Tynes	OAKLAND	12/25
Field Goals Made	2	Lawrence Tynes	Four times	
		Last	@ Oakland	12/5

KANSAS CITY CHIEFS LONGEST PLAYS

Run From Scrimmage	461	Larry Johnson	@ Tennessee	12/13
Touchdown Run	46	Larry Johnson	@ Tennessee	12/13
Pass Play	701	Green - Kennison	@ Oakland	12/5
Touchdown Pass	70	Green - Kennison	@ Oakland	12/5
Interception Return	65	Greg Wesley	INDIANAPOLIS	10/31
Punt Return	46	Dante Hall	INDIANAPOLIS	10/31
Kickoff Return	971	Dante Hall	DENVER	12/19
Punt	58	Nick Murphy	OAKLAND	12/25
Field Goal	50	Lawrence Tynes	@ Denver	9/12
		Lawrence Tynes	@ San Diego	1/2

2004 DEFENSIVE STATISTICS

	Solos	Asst.	Total	Sacks/Yds.	PR	FR	FF	INT	PD
Fujita	71	41	112	4.5/25.5	8	0	0	0	3
Mitchell	62	23	85	1.0/0.0	10	2	0	0	6
Wesley	57	17	74	0.0/0.0	2	0	4	4/92	3
Beisel	48	16	64	2.5/17.5	0	1	1	1/1	0
Hicks	29	34	63	5.0/24.0	43	0	0	0	2
Harts	34	24	58	0.0/0.0	0	0	1	0	3
Warfield	45	13	58	0.0/0.0	0	0	2	4/49	8
Woods	39	17	56	1.0/4.0	1	0	0	0	1
Browning	37	18	55	4.5/25.5	18	0	1	0	1
Bartee	35	12	47	1.5/11.5	0	0	0	0	8
McCleon	35	9	44	0.0/0.0	0	1	0	2/23	8
Barber	27	15	42	1.0/4.0	2	0	1	1/10	5
Allen	26	13	39	9.0/47.0	27	0	0	0	0
Pile	23	14	37	0.0/0.0	1	0	0	0	4
Dalton	26	10	36	4.0/31.0	26	1	0	0	1
Caver	23	9	32	0.0/0.0	2	0	0	0	3
Sims	13	17	30	2.0/9.0	16	0	0	0	0
Sapp	9	6	15	0.0/0.0	1	0	1	1/0	3
Stills	6	9	15	2.5/22.5	6	1	0	0	0
Holliday	9	4	13	0.0/0.0	4	0	0	0	2
Stavil	7	5	12	1.0/9.0	3	0	0	0	0
Battle	10	1	11	0.0/0.0	0	0	0	0	2
Wilkerson	4	7	11	0.5/4.5	4	0	0	0	0
Jones	3	1	4	0.0/0.0	0	0	1	0	0
Team	0	0	0	1.0/10.0	0	1	0	0	0
CHIEFS TOTAL	678	335	1013	41.0/250.0	174	7	12	13/173	63

PR = QB Pressure FR = Fumble Recovery FF = Forced Fumble
INT = Interception PD = Pass Defensed

DEFENSIVE SCORES

TDs (2): Eric Warfield 43-yard INT return @ Carolina (9/19)
Kawika Mitchell 39-yard fum. return @ Tennessee (12/13)

INTERCEPTIONS

	No.	Yds.	Avg.	LG	TD
Wesley	4	92	23.0	65	0
Warfield	4	49	12.3	43	1
McCleon	2	23	11.5	23	0
Barber	1	10	10.0	10	0
Sapp	1	0	0.0	0	0
Beisel	1	-1	-1.0	-1	0
CHIEFS TOTAL	13	173	13.3	65	1
Opp. Total	17	244	14.4	102t	1

2004 SPECIAL TEAMS STATISTICS

	Solos	Asst.	Total	Solos	Asst.	Total	
Stills	19	6	25	Beisel	3	2	5
Jones	12	7	19	Scanlon	3	2	5
Caver	13	4	17	Blaylock	4	0	4
Sapp	10	3	13	Mitchell	3	1	4
Bartee	8	2	10	Wesley	3	0	3
Fox	7	2	9	Wilkerson	2	1	3
Harts	6	3	9	Fujita	1	0	1
Horn	5	3	8	Tynes	1	0	1
Pile	4	3	7	Connol.	0	0	1
Easy	5	1	6	Gammon	0	1	1
Battle	5	0	5	CHIEFS TOTAL	114	42	156

SPECIAL TEAMS BIG PLAYS

FR (1): Gary Stills, (McAddley) @ Tennessee (12/13)

2004 RANKINGS BY YARDAGE

	OFFENSE		DEFENSE		
	AFC	NFL	AFC	NFL	
Rushing	4	5	Rushing	16	31
Passing	2	4	Passing	9	12
Total	1	1	Total	16	32

2004 PRESEASON STATISTICS

2004 PRESEASON RESULTS (1-3)

Preseason	Record: 1-3
8/13 L 20-34 at N.Y. Giants	76,476
8/23 W 24-7 ST. LOUIS (Mon.)	75,428
8/26 L 19-21 CLEVELAND	76,086
9/2 L 20-24 at Dallas	61,157

TEAM STATISTICS

	CHIEFS	OPP.
TOTAL FIRST DOWNS	82	68
Rushing	22	19
Passing	53	39
Penalty	7	10
3rd Down: Made/Att	20/54	22/56
3rd Down Pct.	37.0	39.3
4th Down: Made/Att	0/3	1/3
4th Down Pct.	0.0	33.3
POSSESSION AVG.	32:37	27:23
TOTAL NET YARDS	1408	1259
Avg. Per Game	352.0	314.8
Total Plays	262	244
Avg. Per Play	5.4	5.2
NET YARDS RUSHING	353	528
Avg. Per Game	88.3	132.0
Total Rushes	110	105
NET YARDS PASSING	1055	731
Avg. Per Game	263.8	182.8
Sacked/Yards Lost	12/63	10/70
Gross Yards	1118	801
Att./Completions	140/96	129/67
Completion Pct.	68.6	51.9
Had Intercepted	0	4
PUNTS/AVERAGE	22/43.6	25/42.6
NET PUNTING AVG.	22/35.5	25/35.4
PENALTIES/YARDS	45/383	36/285
FUMBLES/BALL LOST	5/2	3/0
TOUCHDOWNS	10	11
Rushing	4	7
Passing	5	4
Defense/Kicking Game	1/0	0/0
SCORE BY PERIODS	1 2 3 4 OT	PTS
CHIEFS TOTAL	27 41 13 6 0	87
Opp. Total	7 27 21 31 0	86

INDIVIDUAL STATISTICS

	PASS RECEIVING				
	No.	Yds.	Avg.	LG	TD
Easy	11	87	7.9	28	1
Horn	9	115	12.8	50	0
R. Smith	8	190	23.8	53t	1
Hall	8	79	9.9	14	1
Johnson	8	65	8.1	14	0
Wilson	7	73	10.4	23t	1
Blaylock	6	92	15.3	27	1
Gonzalez	5	87	17.4	37	0
J. Smith	5	56	11.2	19	0
Boerigter	4	50	12.5	21	0
Holmes	4	38	9.5	21	0
Booth	4	33	8.3	19	0
Kennison	3	48	16.0	20	0
Parker	3	32	10.7	20	0
Richardson	3	21	7.0	13	0
Cruz	3	16	5.3	7	0
Dunn	2	16	8.0	9	0
Golliday	1	11	11.0	11	0
Fletcher	1	5	5.0	5	0
Brown	1	4	4.0	4	0
CHIEFS TOTAL	96	1118	11.6	53t	5
Opp. Total	67	801	12.0	37	4

PASSING

	Att.	Cmp.	Yds.	Cmp%	Yds/Att.	TD	TD%	Int	INT%	LG	Sack/Lost	Rating
Green	54	36	444	66.7	8.22	2	3.7	0	0.0	37	1.0/6.0	104.2
Collins	49	38	484	77.6	9.88	3	6.1	0	0.0	53t	5.0/33.0	128.2
Clausen	19	12	97	63.2	5.11	0	0.0	0	0.0	19	1.0/1.0	76.0
Huard	18	10	93	55.6	5.17	0	0.0	0	0.0	17	5.0/23.0	69.9
CHIEFS TOTAL	140	96	1118	68.6	7.99	5	3.6	0	0.0	53t	12.0/63.0	104.4
Opp. Total	129	67	801	51.9	6.21	4	3.1	4	3.1	37	10.0/70.0	68.7

RUSHING

	No.	Yds.	Avg.	LG	TD
Blaylock	30	101	3.4	11	1
Holmes	15	75	5.0	20	1
Johnson	25	63	2.5	14	1
Easy	15	54	3.6	17	1
J. Smith	12	25	2.1	16	0
Hall	2	14	7.0	8	0
Clausen	1	7	7.0	7	0
Huard	1	6	6.0	6	0
Richardson	3	6	2.0	4	0
Cruz	3	2	0.7	2	0
Green	2	1	0.5	1	0
Kennison	1	-1	-1.0	-1	0
CHIEFS TOTAL	110	533	3.2	20	4
Opp. Total	105	528	5.0	67	7

SCORING

	TDR	TDP	TDD	TDK	PAT	FG	S	TP
Tynes	0	0	0	0	6/6	5/6	0	21
Blaylock	1	1	0	0	0	0	0	12
Easy	1	1	0	0	0	0	0	12
M. Andersen	0	0	0	0	3/3	1/1	0	6
Barber	0	0	1	0	0	0	0	6
Hall	0	1	0	0	0	0	0	6
Holmes	1	0	0	0	0	0	0	6
Johnson	1	0	0	0	0	0	0	6
R. Smith	0	1	0	0	0	0	0	6
Wilson	0	1	0	0	0	0	0	6
CHIEFS TOTAL	4	5	1	0	9/9	6/7	0	87
Opp. Total	7	4	0	0	11/11	3/4	0	86

TWO-POINT CONVERSIONS

CHIEFS TOTAL	0-1
Opp. Total	0-0

FIELD GOALS

	1-19	20-29	30-39	40-49	50+	Total
Tynes	0/0	3/3	0/0	2/3	0/0	5/6
M. Andersen	0/0	1/1	0/0	0/0	0/0	1/1
CHIEFS TOTAL	0/0	4/4	0/0	2/3	0/0	6/7
Opp. Total	0/0	1/1	1/1	1/2	0/0	3/4

INTERCEPTIONS

	No.	Yds.	Avg.	LG	TD
Barber	1	60	60.0	60t	1
Woods	1	0	0.0	0	0
Crosby	1	-1	-1.0	-1	0
Ford	1	-2	-2.0	-2	0
CHIEFS TOTAL	4	57	14.3	60t	1
Opp. Total	0	0	--	--	0

PUNTING

	No.	Yds.	Avg.	Net	TB	In20	LG	Bk.
Cheek	4	163	45.8	41.5	0	1	48	0
Baker	12	500	41.7	34.4	0	3	50	0
R. Williams	6	277	46.2	33.8	2	1	62	0
CHIEFS TOTAL	22	960	43.6	35.5	2	5	62	0
Opp. Total	25	1064	42.6	35.4	2	9	60	0

PUNT RETURNS

	No.	FC	Yds.	Avg.	LG	TD
Horn	7	3	110	15.7	62	0
D. Hall	4	1	30	7.5	11	0
CHIEFS TOTAL	11	4	140	12.7	62	0
Opp. Total	13	3	138	10.6	37	0

KICKOFF RETURNS

	No.	Yds.	Avg.	LG	TD
Blaylock	5	93	18.6	31	0
Johnson	5	126	25.2	45	0
D. Hall	2	44	22.0	26	0
Haygood	2	31	15.5	19	0
Sapp	1	12	12.0	12	0
CHIEFS TOTAL	15	306	20.4	45	0
Opp. Total	18	423	23.5	33	0

2004 CHIEFS GAME-BY-GAME DEFENSE

	Denver	Carolina	Houston	Baltimore	Jacksonville	Atlanta	Indianapolis	Tampa Bay	New Orleans	New England	San Diego	Oakland	Tennessee	Denver	Oakland	San Diego
FIRST DOWNS																
Total	24	23	18	13	19	9	23	23	20	21	25	16	30	24	18	21
Rush	12	7	4	5	4	3	2	6	7	7	10	1	8	9	4	8
Pass	11	15	10	6	14	5	18	13	7	12	13	15	18	11	10	12
Penalty	1	1	4	2	1	1	3	4	6	2	2	0	4	4	4	1
THIRD DOWNS																
Attempts	12	14	10	8	13	11	10	9	11	12	16	11	13	11	14	10
Converted	5	6	3	1	6	1	3	3	3	8	8	5	6	4	5	4
Percentage	41.7	42.9	30.0	12.5	46.2	9.1	30.0	33.3	27.3	75.0	50.0	45.5	46.2	36.4	35.7	40.0
TOT. OFFENSE																
Net Yards	413	358	296	207	378	222	505	418	374	407	498	364	542	402	300	353
Plays	66	69	54	41	63	50	56	55	54	59	69	53	81	67	61	62
Avg./Play	6.3	5.2	5.5	5.0	6.0	4.4	9.0	7.6	6.9	6.9	7.2	6.9	6.7	6.0	4.9	5.7
RUSHING																
Net Yards	192	183	76	80	101	119	33	130	134	98	127	31	163	129	100	138
Rush. Att.	36	39	26	20	23	21	12	20	23	32	31	9	33	21	22	29
Avg./Att.	5.3	4.7	2.9	4.0	4.4	5.7	2.8	6.5	5.8	3.1	4.1	3.4	4.9	6.1	4.5	4.8
PASSING																
Net Yards	221	175	220	127	277	103	472	288	240	309	371	333	379	273	200	215
Attempts	29	29	25	17	36	25	44	34	27	26	37	41	43	41	37	31
Completions	18	16	13	10	24	9	25	22	15	17	28	27	29	23	18	18
Intercepted	2	2	1	0	0	2	1	0	1	0	0	0	0	2	1	1
Gross Yards	230	180	233	154	298	128	472	296	259	315	378	343	426	292	217	232
Sacked	1.0	1.0	3.0	4.0	4.0	4.0	0.0	1.0	4.0	1.0	1.0	3.0	5.0	5.0	2.0	2.0
Yards Lost	9.0	5.0	13.0	27.0	21.0	25.0	0.0	8.0	19.0	6.0	7.0	10.0	47.0	19.0	17.0	17.0
PENALTIES																
Number	4	6	7	6	5	3	7	10	8	4	9	6	13	10	12	7
Yards	35	51	60	54	46	41	40	95	57	25	60	49	104	100	90	50
FUMBLES																
Number	3	1	2	1	0	0	1	0	2	1	1	0	5	2	0	4
Lost	1	0	0	0	0	0	0	0	0	1	0	0	4	1	0	1
SCORING																
Points	34	28	24	24	22	10	35	34	27	27	34	27	38	17	30	24
TD Rushing	2	1	0	1	1	0	0	3	2	2	2	0	1	1	1	1
TD Passing	2	3	1	1	2	0	5	2	0	1	2	3	4	1	2	2
TD KO Returns	0	0	0	0	0	0	0	0	0	0	0	0	0	0	0	0
TD Punt Returns	0	0	0	1	0	1	0	0	0	0	0	0	0	0	0	0
TD Sp. Teams	0	0	0	0	0	0	0	0	0	0	0	0	0	0	0	0
TD Def. Returns	0	0	0	1	0	0	0	0	0	0	0	0	0	0	0	0
FG Attempts	2	0	3	1	1	1	1	1	2	2	2	2	2	1	3	1
FG Made	0	0	0	0	0	0	0	0	0	0	0	0	0	0	0	0
Safeties	0	0	0	0	0	0	0	0	0	0	0	0	0	0	0	0

2004 REVIEW

2004 CHIEFS GAME-BY-GAME STARTERS

OFFENSE

Date	Opponent	WR	LT	LG	C	RG	RT	TE	WR	QB	FB	RB
9/12	@ Denver	Hall	Roaf	Waters	Wiegmann	Shields	Welbourn	Gonzalez	Kennison	Green	Richardson	Holmes
9/19	Carolina	Morton	Roaf	Waters	Wiegmann	Shields	Welbourn	Gonzalez	Kennison	Green	Richardson	Holmes
9/26	Houston	Morton	Roaf	Waters	Wiegmann	Shields	Welbourn	Gonzalez	Hall	Green	Richardson	Holmes
10/4	@ Baltimore	Morton	Roaf	Waters	Wiegmann	Shields	Welbourn	Gonzalez	Hall	Green	Richardson	Holmes
10/17	@ Jacksonville	Morton	Roaf	Waters	Wiegmann	Shields	Welbourn	Gonzalez	Kennison	Green	Richardson	Holmes
10/24	Atlanta	Morton	Roaf	Waters	Wiegmann	Shields	Welbourn	Gonzalez	Kennison	Green	Richardson	Holmes
10/31	Indianapolis	Morton	Roaf	Waters	Wiegmann	Shields	Welbourn	Gonzalez	Kennison	Green	Richardson	Holmes
11/7	@ Tampa Bay	Morton	Roaf	Waters	Wiegmann	Shields	Welbourn	Gonzalez	Kennison	Green	Richardson	Holmes
11/14	@ New Orleans	Morton	Roaf	Waters	Wiegmann	Shields	Welbourn	Gonzalez	Kennison	Green	Richardson	Blaylock
11/22	@ New England	Morton	Roaf	Waters	Wiegmann	Shields	Welbourn	Gonzalez	Kennison	Green	Richardson	Blaylock
11/28	San Diego	Morton	Roaf	Waters	Wiegmann	Shields	Bober	Gonzalez	Kennison	Green	Richardson	Blaylock
12/5	@ Oakland	Morton	Roaf	Waters	Wiegmann	Shields	Black	Gonzalez	Kennison	Green	Richardson	Blaylock
12/13	@ Tennessee	Morton	Roaf	Waters	Wiegmann	Shields	Black	Gonzalez	Kennison	Green	Richardson	Blaylock
12/20	Denver	Hall	Roaf	Waters	Wiegmann	Shields	Black	Gonzalez	Kennison	Green	Richardson	Johnson
12/25	Oakland	Hall	Roaf	Waters	Wiegmann	Shields	Black	Gonzalez	Kennison	Green	Richardson	Johnson
1/2	@ San Diego	Hall	Roaf	Waters	Wiegmann	Shields	Black	Gonzalez	Kennison	Green	Richardson	Johnson

DEFENSE

Date	Opponent	LE	LT	NT	RE	LOLB	MLB	ROLB	LCB	RCB	SS	FS
9/12	@ Denver	Hicks	Sims	Browning	Holladay	Fujita	Beisel	Barber	Warfield	McCleon	Wesley	Woods
9/19	Carolina	Hicks	Sims	Dalton	Browning	Fujita	Beisel	Barber	Warfield	McCleon	Pile	Woods
9/26	Houston	Hicks	Sims	Dalton	Browning	Fujita	Beisel	Barber	Warfield	Mitchell - LB	Wesley	Woods
10/4	@ Baltimore	Hicks	Sims	Dalton	Browning	Fujita	Beisel	Barber	Warfield	Mitchell - LB	Wesley	Woods
10/17	@ Jacksonville	Hicks	Browning	Bartee - CB	Holladay	Fujita	Sapp - CB	Barber	Warfield	McCleon	Wesley	Woods
10/24	Atlanta	Hicks	Browning	Dalton	Holladay	Fujita	Beisel	Barber	Warfield	McCleon	Wesley	Woods
10/31	Indianapolis	Hicks	Browning	Dalton	Allen	Fujita	Mitchell	Barber	Warfield	Bartee	Wesley	Woods
11/7	@ Tampa Bay	Hicks	Sims	Dalton	Allen	Fujita	Mitchell	Barber	Warfield	Bartee	Wesley	Woods
11/14	@ New Orleans	Hicks	Sims	Battle - CB	Allen	Fujita	Mitchell	Beisel	Warfield	Bartee	Wesley	Woods
11/22	@ New England	Hicks	Sims	Dalton	Allen	Fujita	Mitchell	Caver	Warfield	Bartee	Wesley	Woods
11/28	San Diego	Hicks	Sims	Dalton	Allen	Fujita	Mitchell	Caver	Warfield	Bartee	Pile	Harts
12/5	@ Oakland	Hicks	Sims	Dalton	Allen	Fujita	Mitchell	Caver	Warfield	Bartee	Pile	Harts
12/13	@ Tennessee	Hicks	Sims	Dalton	Allen	Fujita	Mitchell	Caver	Warfield	Bartee	Pile	Harts
12/20	Denver	Hicks	Sims	Dalton	Allen	Fujita	Mitchell	Beisel	Warfield	McCleon	Pile	Harts
12/25	Oakland	Hicks	Sims	Dalton	Allen	Fujita	Mitchell	Beisel	Warfield	McCleon	Wesley	Harts
1/2	@ San Diego	Hicks	Sims	Dalton	Allen	Fujita	Mitchell	Beisel	Warfield	McCleon	Wesley	Harts

2004 REGULAR SEASON PLAYER PARTICIPATION

PLAYER	GP	GS	INJ	PLAYER	GP	GS	INJ	PLAYER	GP	GS	INJ	PLAYER	GP	GS	INJ
Allen	15	10	1	Dunn	16	0	0	Kennison	14	14	2	Smith, R.	4	0	0
Baker	2	0	0	Easy	15	0	1	Maslowski	0	0	16	Stills	16	0	0
Barber	8	8	8	Fox	12	0	4	McClellan	13	6	3	Tynes	16	0	0
Barrie	14	9	2	Fujita	16	16	0	Mitchell	15	12	1	Warfield	16	16	0
Battle	12	1	2	Gammton	16	0	0	Morton	13	12	3	Waters	16	16	0
Beisel	11	9	5	Gonzalez	16	16	0	Murphy	2	0	0	Weibourn	10	10	6
Black	16	4	0	Green	16	16	0	Parker	4	0	3	Westley	12	11	4
Blaylock	12	5	4	Hall	16	6	0	Pile	16	5	0	Wiegmann	16	16	0
Bober	12	2	4	Harts	16	6	0	Richardson	16	16	0	Wilkinson	15	0	0
Boerigter	0	0	16	Hicks	16	16	0	Roaf	16	16	0	Williams	5	0	0
Browning	16	7	0	Holliday	9	3	7	Sampson	6	0	0	Willis	0	0	10
Caver	16	4	0	Holmes	8	8	8	Sapp	15	1	0	Wilson	3	0	12
Cheek	12	0	0	Horn	14	0	0	Scanlon	6	16	0	Woods	10	10	6
Collins	2	0	0	Ingram	0	0	0	Shields	16	16	0				
Connot	2	0	0	Johnson	10	3	0	Siavii	12	0	4				
Dalton	16	13	0	Jones	16	0	0	Sims	15	13	1				

2004 INDIVIDUAL GAME-BY-GAME PASSING STATS

Date	Opponent	Att.	Comp.	Yds.	Cmp%	Yds/Att.	Yds/Cmp	TD	TD%	INT	INT%	LG	Sack/Lost	Rating
9/12 @ Denver	32	16	174	50.0	5.4	10.8	0	0.0	0.0	1	3.1	57	1.0/23.0	53.4
9/19 @ Carolina	34	17	187	50.0	5.5	11.0	0	0.0	0.0	1	2.9	31	3.0/15.0	54.4
9/26 @ Houston	30	21	226	70.0	7.5	10.8	3	10.0	0.0	1	3.3	25	3.0/28.0	111.2
10/4 @ Baltimore	31	21	223	67.7	7.2	10.6	1	3.2	0.0	0	0.0	20	1.0/3.0	99.3
10/17 @ Jacksonville	33	23	315	69.7	9.5	13.7	2	6.0	0.0	0	3.0	52	6.0/42.0	107.5
10/24 @ Atlanta	27	20	269	74.1	10.0	13.5	0	0.0	0.0	0	0.0	33	0.0/0.0	105.3
10/31 @ Indianapolis	34	27	389	79.4	11.4	14.4	3	8.8	0.0	0	0.0	52	1.0/2.0	143.8
11/7 @ Tampa Bay	42	32	369	76.2	8.8	11.5	3	7.1	2	4.8	59	2.0/15.0	106.2	
11/14 @ New Orleans	33	22	311	66.7	9.4	14.1	1	3.0	2	6.1	29	2.0/14.0	81.8	
11/22 @ New England	42	27	381	64.3	9.1	14.1	2	4.8	1	2.4	65	4.0/28.0	99.4	
11/28 @ San Diego	34	21	208	61.8	9.9	9.9	0	0.0	1	2.9	27	1.0/8.0	66.8	
12/5 @ Oakland	35	23	340	65.7	9.7	14.8	3	8.6	1	2.9	70	0.0/0.0	114.0	
12/13 @ Tennessee	32	18	244	56.3	7.6	13.6	3	9.4	1	3.1	58	1.0/7.0	99.0	
12/19 @ Denver	19	16	224	84.2	11.8	14.0	3	15.8	0	0.0	48	3.0/18.0	155.4	
12/25 @ Oakland	45	32	358	71.1	8.0	11.2	2	4.4	1	2.2	26	4.0/24.0	100.0	
1/2 @ San Diego	53	33	373	62.2	7.0	11.3	1	1.9	4	7.5	40	0.0/0.0	56.1	
TOTALS	556	369	4591	66.4	8.3	12.4	27	4.9	17	3.1	70	32.0/227.0	95.2	

2004 INDIVIDUAL GAME-BY-GAME RUSHING AND RECEIVING STATS

RUSHING			HOLMES			L. JOHNSON			BLAYLOCK			GREEN			RICHARDSON			HALL														
Date	Opponent	No.	Yds.	Avg.	LG	TD	No.	Yds.	Avg.	LG	TD	No.	Yds.	Avg.	LG	TD	No.	Yds.	Avg.	LG	TD	No.	Yds.	Avg.	LG	TD						
9/12	@ Denver	26	151	5.8	33t	3	0	0	--	0	0	0	0	3	3.0	3	0	1	13	13.0	13	0	0	0	--	0						
9/19	Carolina	16	66	4.1	17	1	0	0	--	0	0	3	13	4.3	7	0	0	0	0	--	0	0	0	2	15	7.5	9					
9/26	Houston	32	134	4.2	18	0	0	0	--	0	0	0	0	0	--	0	0	0	0	--	0	0	0	3	22	7.3	17					
10/4	@ Baltimore	33	125	3.8	16	2	0	0	--	0	0	6	28	4.7	7	0	0	5	17	3.4	13	0	0	0	4	4.0	4					
10/17	@ Jacksonville	19	75	3.9	9	0	Inactive	1	1.0	1	0	1	1.0	1	0	0	0	0	0	--	0	0	1	1	1.0	1						
10/24	Atlanta	22	139	6.3	16	4	Inactive	19	90	4.7	16	4	0	0	--	0	0	3	-3	-1.0	1	0	0	6	29	4.8	8					
10/31	Indianapolis	32	143	4.5	21t	3	1	19	19.0	19	0	0	2	4	2.0	5	0	2	4	2.0	5	0	0	0	0	--	0					
11/7	@ Tampa Bay	16	59	3.7	13	1	10	21	2.1	11	0	33	186	5.6	24	1	1	13	13.0	13	0	1	1	1.0	1	0						
11/14	New Orleans	Inactive/Knee	Inactive/Knee	Inactive/Knee	Inactive/Knee	0	Did Not Play	19	58	3.1	14	0	1	6	6.0	6	0	0	0	--	0	0	0	0	0	--	0					
11/22	New England	Inactive/Knee	Inactive/Knee	Inactive/Knee	Inactive/Knee	0	Did Not Play	8	57	7.1	22t	2	1	7	7.0	7	0	0	0	--	0	0	0	0	0	--	0					
11/28	San Diego	10	43	4.3	13	1	10	118	5.9	34	1	12	37	3.1	10	0	4	5	1.3	5	0	0	0	0	0	--	0					
12/5	@ Oakland	Inactive/Knee	Inactive/Knee	Inactive/Knee	Inactive/Knee	0	7	104	14.9	46t	2	14	51	3.6	17	1	2	-1	-0.5	0	0	0	0	0	0	--	0					
12/13	@ Tennessee	Injured Reserve	Injured Reserve	Injured Reserve	Injured Reserve	0	30	151	5.0	32t	2	2	1	0	--	0	0	0	0	--	0	0	0	0	0	--	0					
12/19	Denver	17	79	4.6	21	0	25	79	3.2	16	2	2	12	6.0	7	0	2	12	6.0	7	0	2	8	4.0	5	0						
12/25	Oakland	Injured Reserve	Injured Reserve	Injured Reserve	Injured Reserve	0	17	46	2.7	8	1	1	7	7.0	7	0	0	1	7	7.0	7	0	0	0	0	--	0					
1/2	@ San Diego	Injured Reserve	Injured Reserve	Injured Reserve	Injured Reserve	0	120	581	4.8	46t	9	118	539	4.6	24	8	25	85	3.4	13	0	12	56	4.7	13	0						
TOTALS		196	892	4.6	33t	15	120	581	4.8	46t	9	118	539	4.6	24	8	25	85	3.4	13	0	12	56	4.7	13	0	8	56	7.0	17	0	
RECEIVING			GONZALEZ			KENNISON			MORTON			BLAYLOCK			HALL			JOHNSON														
Date	Opponent	No.	Yds.	Avg.	LG	TD	No.	Yds.	Avg.	LG	TD	No.	Yds.	Avg.	LG	TD	No.	Yds.	Avg.	LG	TD	No.	Yds.	Avg.	LG	TD						
9/12	@ Denver	2	17	8.5	14	0	6	101	16.8	57	0	3	30	10.0	16	0	1	11	11.0	11	0	2	17	8.5	11	0	0	0	--	0		
9/19	Carolina	4	63	15.8	22	0	1	20	20.0	20	0	5	76	15.2	31	0	1	5	5.0	5	0	0	0	0	--	0						
9/26	Houston	8	106	13.3	25	1	Inactive/Hamstring	4	55	13.8	18	0	4	55	13.8	18	0	1	12	12.0	12	0	5	32	6.4	9	0	0	--	0		
10/4	@ Baltimore	4	42	10.5	18	0	Inactive/Hamstring	5	64	12.8	20	0	0	0	--	0	0	0	--	0	0	0	2	24	12.0	12	0	0	--	0		
10/17	@ Jacksonville	6	81	13.5	24t	1	3	61	20.3	21	0	7	111	15.9	52	0	2	2	2.0	2	0	0	2	7	7.0	7	0	0	--	0		
10/24	Atlanta	2	19	9.5	12	0	3	52	17.3	26	0	4	48	12.0	15	0	3	46	15.3	30	0	2	27	13.5	18	0	0	--	0			
10/31	Indianapolis	8	125	15.6	32	2	5	50	10.0	25	0	5	69	13.8	23	1	2	19	9.5	16	0	3	43	14.3	22	0	0	--	0			
11/7	@ Tampa Bay	9	123	13.7	29	1	6	104	17.3	33	0	6	69	11.5	25t	1	2	19	9.5	16	0	0	0	0	--	0						
11/14	New Orleans	6	71	11.8	29	0	7	121	17.3	23	1	4	59	14.8	21	0	3	38	12.7	17	0	1	11	11.0	11	0	0	0	4	38	9.5	15
11/22	@ New England	7	86	12.3	22	0	3	99	33.0	65t	2	5	107	21.4	36	0	5	33	6.6	14	0	3	32	10.7	19	0	0	0	0	0	0	
11/28	San Diego	3	105	13.1	27	0	1	9	9.0	9	0	4	39	9.8	18	0	5	33	6.6	14	0	1	8	8.0	8	0	0	0	1	7	7.0	7
12/5	@ Oakland	3	32	10.7	16	0	8	149	18.6	70	1	1	23	23.0	23	0	3	37	12.3	20	1	0	0	0	--	0						
12/13	@ Tennessee	7	66	10.9	27	0	2	67	33.5	58t	2	2	45	22.5	30t	1	2	22	11.0	15	0	1	-2	-2.0	2	0	0	0	0	0	0	
12/19	Denver	3	44	14.7	21	0	0	7	101	14.4	42	2	Inactive/Knee	Inactive/Knee	Inactive/Knee	0	2	17	8.5	14	0	2	17	8.5	14	0	0	0	0	0		
12/25	Oakland	11	124	11.3	26t	2	6	79	13.2	21	0	2	Inactive/Knee	Inactive/Knee	Inactive/Knee	0	2	14	7.0	10	0	4	14	7.0	10	0	4	43	10.8	15		
1/2	@ San Diego	14	144	10.3	32	0	4	73	18.3	37	0	2	Inactive/Knee	Inactive/Knee	Inactive/Knee	0	2	14	7.0	10	0	8	115	14.4	40	1	8	115	14.4	40		
TOTALS		102	1258	12.3	32	7	62	1086	17.5	70t	8	55	795	14.2	52	3	25	246	9.8	30	1	25	230	9.2	22	0	22	278	12.6	40	2	

2004 GAME SUMMARIES

GAME 1



Broncos 34, Chiefs 24

September 12, 2004 • INVESCO Field at Mile High • 75,939



KANSAS CITY.....	7	0	17	0	-	24
DENVER	3	14	7	10	-	34

The Broncos handed the Chiefs a 34-24 loss at INVESCO Field, marking KC's fourth consecutive loss at that facility. The contest got off to a promising start for KC when QB Trent Green connected with WR Eddie Kennison on the game's second snap, setting up a two-yard TD plunge by RB Priest Holmes. Holmes set a KC Opening Day record with 151 ground yards and accounted for three TDs on the day, while Kennison finished the contest with 101 receiving yards. A 43-yard K Jason Elam FG cut the Chiefs advantage to 7-3 after one quarter.

Denver took a 10-7 lead after a one-yard TD connection between QB Jake Plummer and RB Quentin Griffin. Griffin did most of Denver's offensive damage, accounting for 156 rushing yards and two ground scores, the first of which was a 25-yard run that gave the Broncos a 17-7 halftime edge. Chiefs LB Monty Beisel recorded his first career interception when he picked off Plummer on the first play of the second half. Beisel's takeaway set up a 50-yard FG by K Lawrence Tynes to cut the gap to 17-10.

Under heavy duress on the next series, Plummer heaved a pass out of the end zone left-handed and it was picked off by LB Shawn Barber, who returned it to the Denver seven-yard line. Two plays later Holmes tied the count at 17-17 thanks to a four-yard TD run with 11:23 left in the third quarter. Denver answered with a 47-yard scoring burst from Griffin to go back ahead 24-17. KC again countered, tying the score at 24-24 when Holmes broke off a dazzling 33-yard TD run - his longest run since a 56-yarder at Denver (12/15/02) - but the Chiefs would not score again.

KC's defense forced Griffin to fumble into the end zone on Denver's next possession. S Greg Wesley stripped the ball loose which was promptly pounced upon by CB Dexter McCleon to thwart the drive and keep the count deadlocked at 24-24 entering the fourth quarter. A 45-yard Elam FG gave Denver a 27-24 edge. The Chiefs next drive stalled at the Broncos 46-yard line. Denver then marched 87 yards and chewed up 7:10 off the clock to score the contest's final points when Plummer found TE Patrick Hape for a two-yard TD making the final 34-24.

GAME NOTES

- RB Priest Holmes' 151 rushing yards were the most ever by a Chiefs back on Opening Day, surpassing the previous mark of 143 yards by RB Christian Okoye vs. Atlanta (9/1/91).
- DT Junior Siavii recorded his first career sack (-9.0 yards) with a second quarter sack of QB Jake Plummer.
- K Lawrence Tynes registered his initial NFL field goal on a 50-yard kick in the third quarter. Tynes' 58-yard FG attempt in the first half was the longest attempt by a member of the Chiefs since K Nick Lowery made a 58-yard FG vs. the L.A. Raiders (9/12/85).

- CHIEFS** — Holmes, 2-yard run (Tynes kick) (8-80, 4:14).
- BRONCOS** — Elam, 43-yard field goal (12-45, 5:27).
- BRONCOS** — Griffin, 1-yard pass from Plummer (Elam kick) (8-59, 3:46).
- BRONCOS** — Griffin, 25-yard run (Elam kick) (6-50, 3:15).
- CHIEFS** — Tynes, 50-yard field goal (4-11, 1:54).
- CHIEFS** — Holmes, 4-yard run (Tynes kick) (2-7, 0:46).
- BRONCOS** — Griffin, 47-yard run (Elam kick) (3-77, 1:29).
- CHIEFS** — Holmes, 33-yard run (Tynes kick) (7-80, 4:04).
- BRONCOS** — Elam, 45-yard field goal (10-37, 4:22).
- BRONCOS** — Hape, 2-yard pass from Plummer (Elam kick) (13-87, 7:10).

Team Statistics	Broncos	Chiefs
First Downs	24	15
Total Net Yards	413	318
Rushes/Net Yards	35/202	28/167
Net Passing	211	151
Pass Attempts/Completions	29/18	32/16
Had Intercepted	2	1
Times Sacked/Yards	2.0/19.0	1.0/23.0
Punts/Average	2/56.5	5/45.4
Penalties/Yards	4/35	9/70
Fumbles/Lost	3/1	0/0
Possession Time	31:36	28:24

RUSHING

- CHIEFS** — Holmes 26-151, 3 TDs; Richardson 1-13; Green 1-3.
- BRONCOS** — Griffin 23-156, 2 TDs; Plummer 7-33; Bell 2-11; Hearst 2-5; Smith 1-(-3).

RECEIVING

- CHIEFS** — Kennison 6-101; Morton 3-30; Hall 2-17; Gonzalez 2-17; Holmes 2-(-2); Blaylock 1-11.
- BRONCOS** — Smith 7-76; Lelie 4-88; Putzier 2-25; Watts 1-22; Bailey 1-11; Hearst 1-5; Hape 1-2, TD; Griffin 1-1.

PASSING

- CHIEFS** — Green 16-32-174, 0 TDs, 1 INT.
- BRONCOS** — Plummer 18-29-230, 2 TDs, 2 INTs.

INTERCEPTIONS

- CHIEFS** — Barber 1-10; Beisel 1-(-1).
- BRONCOS** — Bailey 1-0.

SACKS

- CHIEFS** — Holliday 1.0; Siavii 1.0.
- BRONCOS** — Fatafeh 0.5; Hayward 0.5.

FIELD GOALS

- CHIEFS** — Tynes 58WR (50).
- BRONCOS** — Elam (43) (45).

GAME 2

Panthers 28, Chiefs 17

September 19, 2004 • Arrowhead Stadium • 78,136



CAROLINA	7	0	7	14	-	28
KANSAS CITY.....	3	7	7	0	-	17



The Chiefs entered their home opener vs. Carolina boasting a 13-game regular season home winning streak and battled to a 10-7 halftime lead. But Kansas City was outscored by a 14-0 margin in the final quarter as the Panthers claimed a 28-17 win at Arrowhead. Chiefs QB Trent Green completed six of seven passes for 72 yards on the game's opening drive, but the Chiefs were forced to settle for a 33-yard K Lawrence Tynes field goal to take an early 3-0 lead.

After both clubs traded punts, the Panthers took a 7-3 lead. On second and goal from the three, Chiefs LB Monty Beisel grabbed Panthers QB Jake Delhomme by the jersey and spun him around, only to see the QB flip a blind pass to TE Kris Mangum for an improbable TD. KC's offense then turned to Holmes, who pounded out 24 rushing yards on a seven-play, 69-yard TD drive that culminated when the three-time Pro Bowl RB somersaulted into the end zone from one yard out to give the Chiefs a 10-7 lead with 12:34 remaining in the first half. KC had a chance to bolster that advantage, but a 47-yard Tynes FG attempt went wide right with 0:49 left in the second quarter.

The third quarter was all Carolina. The Panthers owned the ball for 13:15, compared to 1:45 for the Chiefs who got just four offensive snaps in the quarter. Powered by RB DeShaun Foster, the Panthers ground out a 16-play, 80-yard TD drive that ate 8:13 off the clock. A nine-yard TD pass from Delhomme to WR Keary Colbert capped the scoring march as Carolina retook the lead at 14-10. After the Chiefs offense was forced to punt, KC's defense provided the final points of the afternoon when CB Eric Warfield registered his second INT of the day, returning the pick for a 43-yard TD to give Kansas City a 17-14 edge entering the final quarter.

On the first play of the fourth quarter, Carolina reclaimed the lead for good as Delhomme lobbed a one-yard TD pass on play action to TE Mike Seidman to make the count 21-17 in favor of the Panthers. After another KC punt, Foster put the final dagger in the Chiefs victory chances when he broke out for a 71-yard run. On the next play, he raced into the end zone from three yards out to give Carolina a 28-17 edge. Foster finished the day with 32 carries for 174 yards on the ground. The Chiefs coughed up the ball on a fumble and an INT on their next two drives, essentially nullifying a possible comeback.

GAME NOTES

- CB Eric Warfield tied a career high with two INTs, tying a mark he originally set vs. Buffalo (10/26/03). Warfield returned his second INT of the game for a 43-yard TD. It was Warfield's second career TD, the second score of his career.
- Warfield's INT return marked the 16th consecutive season that the Chiefs registered at least one defensive TD.

- CHIEFS** — Tynes, 33-yard field goal (9-68, 4:51).
- PANTHERS** — Mangum, 3-yard pass from Delhomme (Kasay kick) (10-66, 5:20).
- CHIEFS** — Holmes, 1-yard run (Tynes kick) (7-69, 3:36).
- PANTHERS** — Colbert, 9-yard pass from Delhomme (Kasay kick) (16-80, 8:13).
- CHIEFS** — Warfield, 43-yard INT return (Tynes kick).
- PANTHERS** — Seidman, 1-yard pass from Delhomme (Kasay kick) (8-56, 3:39).
- PANTHERS** — Foster, 3-yard run (Kasay kick) (2-74, 0:52).

Team Statistics	Panthers	Chiefs
First Downs	23	17
Total Net Yards	358	281
Rushes/Net Yards	39/183	23/109
Net Passing	175	172
Pass Attempts/Completions	29/16	34/17
Had Intercepted	2	1
Times Sacked/Yards	1.0/5.0	3.0/15.0
Punts/Average	6/39.8	5/44.0
Penalties/Yards	6/51	8/88
Fumbles/Lost	1/0	1/1
Possession Time	35:15	24:45

RUSHING

- CHIEFS** — Holmes 16-66, 1 TD; Green 2-15; Hall 2-15; Blaylock 3-13.
- PANTHERS** — Foster 32-174, 1 TD; Goings 2-8; Smart 3-4; Delhomme 1-0; Hoover 1-(-1).

RECEIVING

- CHIEFS** — Morton 5-76; Gonzalez 4-63; Holmes 3-16; Richardson 3-7; Kennison 1-20; Blaylock 1-5.
- PANTHERS** — Proehl 4-48; Hoover 4-37; Colbert 3-46, TD; Muhammad 2-26; Goings 1-19; Mangum 1-3 TD; Seidman 1-1, TD.

PASSING

- CHIEFS** — Green 17-34-187, 0 TDs, 1 INT.
- PANTHERS** — Delhomme 16-29-180, 3 TDs, 2 INTs.

INTERCEPTIONS

- CHIEFS** — Warfield 2-43, TD.
- PANTHERS** — Gamble 1-13.

SACKS

- CHIEFS** — Browning 1.0.
- PANTHERS** — Peppers 2.0; Morgan 1.0.

FIELD GOALS

- CHIEFS** — Tynes (33) 47WR.
- PANTHERS** — None.

GAME 3

Texans 24, Chiefs 21

September 26, 2004 • Arrowhead Stadium • 77,433



HOUSTON	0	6	8	10	—	24
KANSAS CITY	7	0	7	7	—	21



A 49-yard FG by Texans K Kris Brown with 0:02 left in the fourth quarter handed the Chiefs a shocking 24-21 loss at Arrowhead. The Chiefs defense dodged a major threat on the game's opening possession when CB Eric Warfield intercepted QB David Carr in the end zone. That takeaway set the stage for an impressive nine-play, 80-yard drive that was capped with a 14-yard scoring dart from QB Trent Green to TE Tony Gonzalez to give KC a 7-0 lead. Green finished the game with three TDs and a 111.0 rating, while Gonzalez registered his 10th career 100-yard game with an eight-catch, 106-yard performance. KC's defense remained strong throughout the first half, limiting the Texans to a pair of Brown FGs (28 and 49 yards) as the Chiefs took a slim 7-6 lead into halftime.

The Chiefs took a 14-6 lead on their opening drive of the second half when Green found WR Chris Horn for a six-yard TD, the first of Horn's NFL career. On KC's next possession, RB Priest Holmes bypassed RB Christian Okoye (4,897 yards) as the all-time leading rusher in franchise history with a seven-yard run up the middle. Holmes finished the game 32 totes for 134 yards, a remarkable feat considering he came into the game with a sore ankle.

KC was two yards away from taking a 21-6 lead and turning the game into at least a two-possession contest when disaster struck. With the Chiefs facing second-and-goal at the two-yard line, Texans CB Marcus Coleman registered a 102-yard INT return score despite a valiant effort by Holmes, who almost stripped the ball from the Texans defender before he broke the plain of the end zone. A two-point conversion tied the game at 14-14 and sent the teams in opposite directions.

The Chiefs retook the lead at 21-14 when Green flipped a five-yard TD pass to TE Jason Dunn with 10:55 left in the game, but Carr rallied the Texans and led the club to two scoring drives in the final 10 minutes. A 37-yard circus catch by WR Andre Johnson set up an eight-yard TD toss to WR Jabar Gaffney to tie the count at 21-21. KC's next drive stalled just short of midfield as Houston took over with 2:18 remaining. The drive's key play came when Carr completed a 35-yard pass to WR Derick Armstrong on second-and-15 to move the Texans to the Chiefs 30-yard line. Two plays later, Brown connected on the game-winning FG.

GAME NOTES

- RB Priest Holmes surpassed RB Christian Okoye as the all-time leading rusher in Chiefs history. It was his 21st 100-yard rushing game as a member of the Chiefs, extending his franchise record.

- For the first time since he joined the Chiefs in 2001, Holmes did not have a reception. His reception streak of 48 consecutive games stands as the fourth-longest streak in team history.

CHIEFS	— Gonzalez, 14-yard pass from Green (Tynes kick) (9-80, 4:39).
TEXANS	— K. Brown, 28-yard field goal (9-88, 5:39).
TEXANS	— K. Brown, 49-yard field goal (10-64, 1:42).
CHIEFS	— Horn, 6-yard pass from Green (Tynes kick) (8-48, 3:50).
TEXANS	— Coleman, 102-yard INT return (Wells run).
CHIEFS	— Dunn, 5-yard pass from Green (Tynes kick) (8-54, 3:59).
TEXANS	— Gaffney, 9-yard pass from Carr (K. Brown kick) (10-68, 5:35).
TEXANS	— K. Brown, 49-yard field goal (7-42, 2:16).

Team Statistics	Texans	Chiefs
First Downs	18	25
Total Net Yards	296	366
Rushes/Net Yards	26/76	36/168
Net Passing	220	198
Pass Attempts/Completions	25/13	30/21
Had Intercepted	1	1
Times Sacked/Yards	3/13	3/28
Punts/Average	4/38.0	4/39.8
Penalties/Yards	7/60	9/87
Fumbles/Lost	2/0	0/0
Possession Time	24:53	35:07

RUSHING

CHIEFS	— Holmes 32-134; Hall 3-22; Morton 1-12.
TEXANS	— Wells 10-37; Carr 5-26; Davis 10-12; Simmons 1-1.

RECEIVING

CHIEFS	— Gonzalez 8-106, TD; Hall 5-32; Morton 4-55; Horn 2-16, TD; Blaylock 1-12; Dunn 1-5, TD.
TEXANS	— Johnson 4-96; Miller 3-39; Armstrong 2-55; Davis 1-15; Wells 1-10; Bradford 1-9; Gaffney 1-9, TD.

PASSING

CHIEFS	— Green 21-30-226, 3 TDs, 1 INT.
TEXANS	— Carr 13-25-233, 1 TD, 1 INT.

INTERCEPTIONS

CHIEFS	— Warfield 1-0.
TEXANS	— Coleman 1-102, TD.

SACKS

CHIEFS	— Allen 1.0; Barber 1.0; Fujita 1.0.
TEXANS	— Coleman 1.0; Wright 1.0; Walker 0.5; Wong 0.5.

FIELD GOALS

CHIEFS	— None.
TEXANS	— K. Brown (28) (49) (49).

GAME 4

Chiefs 27, Ravens 24

October 4, 2004 • M&T Bank Stadium • 69,827



KANSAS CITY	10	7	3	7	—	27
BALTIMORE	3	14	0	7	—	24

The Chiefs registered their initial win of the 2004 campaign on Monday Night Football, getting a 27-24 victory at Baltimore. KC dominated the Ravens vaunted defense from the game's outset, while the Chiefs defense turned in one of their finest performances of the season as KC pushed its all-time record vs. the Ravens to a perfect 3-0.

Impressively, the Chiefs held the ball for 39:43, compared to 20:17 for Baltimore, KC's biggest edge in that category since '97. KC registered four scoring drives that consumed 10 plays or more. After Baltimore opened the scoring with a 50-yard FG from K Matt Stover, the Chiefs responded with a 10-play, 60-yard march that culminated with a three-yard scoring dart from QB Trent Green to TE Jason Dunn. KC's defense then forced the Ravens three-and-out to set up a 42-yard FG from Chiefs K Lawrence Tynes to give KC a 10-3 edge.

Baltimore got its initial TD of the game on an elaborate flea-flicker that went from RB Jamal Lewis back to QB Kyle Boller and concluded with a 57-yard pass from Boller to WR Randy Hymes to tie the count at 10-10. The Chiefs offense then gobbled up 8:08 off the clock with a 14-play, 79-yard drive that ended when RB Priest Holmes vaulted into the end zone from the four-yard line. Holmes carried the ball 33 times — the second-highest total of his career — racking up 125 yards and a pair of TDs. As a team, KC ground out 46 carries for 178 yards against the Ravens defense. Baltimore's biggest play of the game came with just 1:47 left in the first half as PR B.J. Sams ran back a punt for a 58-yard TD to tie the count at 17-17.

The Chiefs took the second-half kickoff and marched 80 yards in 12 plays to get a 38-yard Tynes FG to go ahead 20-17, a lead KC would carry into the fourth quarter. A 13-play, 80-yard drive by the Chiefs culminated with a one-yard TD by Holmes on the first snap of the final frame gave KC a 27-17 lead with 14:57 left to play.

But Baltimore wouldn't go away, constructing a solid drive of its own behind Lewis, who finished the game with 73 yards, 38 of which came on a 62-yard drive that was capped when he scored from one yard out to make to the count 27-24. KC's defense took it from there, rebuffing the Ravens on their final two possessions to secure the victory. The victory marked KC's first back-to-back road wins on Monday Night Football since '74-75.

GAME NOTES

- Chiefs RB Priest Holmes became only the fourth RB since the AFL-NFL merger in '70 to reach the 5,000-yard plateau with a team in 50 games or less. Eric Dickerson (45 games - Rams), Earl Campbell (46 games - Oilers) and Terrell Davis (50 games - Broncos) previously accomplished that feat. Monday's game at Baltimore was Holmes' 50th with the Chiefs.
- Kansas City's 46 rushing attempts were the club's most since having 48 vs. Oakland (12/9/97).
- KC held the ball for 39:43, the club's most lopsided advantage in time of possession since owning the ball for 41:30 in a 30-10 win vs. Oakland (12/9/97).

- RAVENS** — Stover, 50-yard field goal (8-36, 3:51).
- CHIEFS** — Dunn, 3-yard pass from Green (Tynes kick) (10-60, 4:56).
- CHIEFS** — Tynes, 42-yard field goal (9-53, 4:53).
- RAVENS** — Hymes, 57-yard pass from Boller (Stover kick) (1-57, 0:10).
- CHIEFS** — Holmes, 4-yard run (Tynes kick) (14-79, 8:08).
- RAVENS** — Sams, 58-yard punt return (Stover kick).
- CHIEFS** — Tynes, 38-yard field goal (12-60, 6:41).
- CHIEFS** — Holmes, 1-yard run (Tynes kick) (13-80, 5:36).
- RAVENS** — J. Lewis, 1-yard run (Stover kick) (9-62, 5:43).

Team Statistics	Ravens	Chiefs
First Downs	13	25
Total Net Yards	207	398
Rushes/Net Yards	20/80	46/178
Net Passing	127	220
Pass Attempts/Completions	17/10	31/21
Had Intercepted	0	0
Times Sacked/Yards	4/27	1/3
Punts/Average	5/38.4	5/36.2
Penalties/Yards	6/54	10/72
Fumbles/Lost	1/0	0/0
Possession Time	20:17	39:43

RUSHING

- CHIEFS** — Holmes 33-125, 2 TDs; Blaylock 6-28; Green 5-17; Morton 1-4; Richardson 1-4.
- RAVENS** — J. Lewis 15-73, TD; Taylor 1-4; Boller 3-3; Johnson 1-0.

RECEIVING

- CHIEFS** — Morton 5-64; Horn 5-60; Gonzalez 4-42; Dunn 3-23, TD; Hall 2-24; Richardson 2-10.
- RAVENS** — Jones 3-38; Hymes 2-68, TD; Johnson 2-28; Taylor 2-9; Moore 1-11.

PASSING

- CHIEFS** — Green 21-31-223, 1 TD, 0 INTs.
- RAVENS** — Boller 10-17-154, 1 TD, 0 INTs.

INTERCEPTIONS

- CHIEFS** — None.
- RAVENS** — None.

SACKS

- CHIEFS** — Dalton 1.0; Hicks 1.0; Sims 1.0; Stills 1.0.
- RAVENS** — Weaver 1.0.

FIELD GOALS

- CHIEFS** — Tynes (42) (38).
- RAVENS** — Stover (50).

GAME 5



Jaguars 22, Chiefs 16

October 17, 2004 • ALLTEL Stadium • 66,413



KANSAS CITY	3	0	7	6	-	16
JACKSONVILLE	7	7	0	8	-	22

Kansas City let a golden opportunity to secure a victory slip through its grasp as Jaguars QB Byron Leftwich connected a on 14-yard TD pass to WR Cortez Hankton for the game-winning touchdown with 0:45 left in the fourth quarter as Jacksonville rallied for a 22-16 victory.

The Jaguars grabbed the momentum early, taking the opening kickoff and eating 6:26 off the clock with a 13-play, 75-yard drive that concluded with a seven-yard TD run by Leftwich. After both clubs exchanged punts, QB Trent Green fired a 52-yard strike to WR Johnnie Morton, putting Kansas City at the Jaguars 14-yard line. Morton finished the game with seven catches for 111 yards. RB Priest Holmes got the Chiefs as close as the five-yard line, but KC would have to settle for a 31-yard field goal from K Lawrence Tynes.

The Jaguars took a 14-3 lead when Leftwich dumped a short pass to RB Fred Taylor in the left flat. Taylor, who was held to just 66 rushing yards by the Chiefs defense, scampered 64 yards for the score. Kansas City was unable to mount a serious scoring threat while Jaguars K Josh Scobee misfired on a 51-yard field goal attempt to keep the count at 14-3 heading into intermission.

The Chiefs mounted an impressive drive to start the second half as Green connected on passes of 19 and 21 yards to WR Eddie Kennison before lobbing a 24-yard TD to TE Tony Gonzalez on third-and-16 as the Chiefs QB evaded several would-be sackers to close the gap to 14-10. Green completed 22 of 33 passes on the day, good for 315 yards and a 107.5 rating.

The game's wild finish began when Green flipped the ball forward to RB Priest Holmes just an instant before the QB's knee hit the ground in a play upheld by replay. However, the Chiefs missed the PAT following Holmes' 28-yard TD catch, giving KC a 16-14 lead with 4:45 remaining. KC got the ball back at the Jacksonville 33-yard line after the Chiefs defense held on fourth-and-one.

With the Jaguars out of timeouts, KC could have potentially closed the book on Jacksonville with a first down, but Holmes came up just shy of the sticks on third-and-six from the Jaguars 29-yard line. KC's 42-yard FG attempt went wide right, setting up Leftwich for the game-winning TD drive. KC got the ball back with 0:40 remaining, but Green's final desperation heave was intercepted by CB Deke Cooper as Jacksonville claimed the 22-16 win.

GAME NOTES

- TE Tony Gonzalez tied Stephone Paige for third in Chiefs history with 49 career TD catches. He also tied Keith Jackson for sixth in the NFL record books for most career TD receptions by a tight end.
- RB Priest Holmes moved into second place in KC annals with 1,301 attempts from scrimmage (1,086 rushes/215 receptions), moving ahead of RB Christian Okoye (1,288). RB Ed Podalak (1,445) owns the KC record in that department.

JAGUARS — Leftwich, 7-yard run (Scobee kick) (13-75, 6:26).

CHIEFS — Tynes, 31-yard field goal (5-53, 2:30).

JAGUARS — Taylor, 64-yard pass from Leftwich (Scobee kick) (5-79, 2:54).

CHIEFS — Gonzalez, 24-yard pass from Green (Tynes kick) (8-68, 4:14).

CHIEFS — Holmes, 28-yard pass from Green (kick failed) (9-75, 4:45).

JAGUARS — Hankton, 14-yard pass from Leftwich (Leftwich-Williams pass) (8-67, 1:31).

Team Statistics	Jaguars	Chiefs
First Downs	19	19
Total Net Yards	378	350
Rushes/Net Yards	23/101	21/77
Net Passing	277	273
Pass Attempts/Completions	36/24	33/23
Had Intercepted	0	1
Times Sacked/Yards	4.0/21.0	6.0/42.0
Punts/Average	5/46.0	5/42.4
Penalties/Yards	5/46	5/30
Fumbles/Lost	0/0	3/0
Possession Time	30:00	30:00

RUSHING

CHIEFS — Holmes 19-75; Richardson 1-1; Blaylock 1-1.

JAGUARS — Taylor 19-66; Leftwich 3-25; Jones 1-10.

RECEIVING

CHIEFS — Morton 7-111; Gonzalez 6-81, TD; Holmes 4-47, TD; Kennison 3-61; Hall 1-7; Richardson 1-6; Blaylock 1-2.

JAGUARS — Smith 7-91; Taylor 3-71, TD; Edwards 3-41; Hankton 3-28, TD; Brady 3-18; Wilford 2-22; Yoder 1-25; Edwards 1-3; Fuamata-Ma'afala 1-(-1).

PASSING

CHIEFS — Green 23-33-315, 2 TDs, 1 INT.

JAGUARS — Leftwich 24-36-298, 2 TDs, 0 INTs.

INTERCEPTIONS

CHIEFS — None.

JAGUARS — Cooper 1-2.

SACKS

CHIEFS — Allen 1.0; Browning 1.0; Dalton 1.0; Hicks 1.0.

JAGUARS — Ayodele 2.0; Stroud 2.0; Favors 1.0; Peterson 1.0.

FIELD GOALS

CHIEFS — Tynes (31) 42WR.

JAGUARS — Scobee 51WR.

GAME 6

Chiefs 56, Falcons 10

October 24, 2004 • Arrowhead Stadium • 78,260



ATLANTA.....	3	0	7	0	—	10
KANSAS CITY.....	14	21	7	14	—	56



The Chiefs unleashed a 56-point outburst — the second-highest total in franchise history and their highest tally ever at Arrowhead — as KC demolished the Falcons by a 56-10 margin. The Chiefs set an NFL record with eight rushing TDs, including four from RB Priest Holmes in the first half, while the KC defense held Atlanta to just three offensive points. KC had 540 total yards and set team records with 36 total first downs and 21 rushing first downs.

The game's key sequence came in the first quarter when a 32-yard scramble by Vick — which accounted for over 26 percent of the Falcons rushing yards on the day — set Atlanta up with first-and-goal at the nine on the opening drive of the game. Vick was knocked out of bounds at the one-yard line on first down and threw an incompletion on second down. Then, LB Shawn Barber knocked down Vick's pass attempt on third-and-goal from the one, forcing Atlanta to settle for a 19-yard FG. On the day, KC would hold the Falcons to just one of 11 (9.1%) on third down.

On KC's first offensive snap, Holmes fumbled at the Chiefs 32-yard line. However, the KC defense held its ground on fourth down, setting the stage for one of the most impressive offensive displays in franchise history. In the first half alone, Holmes accounted for 103 rushing yards and four TDs, making him just the sixth player in NFL history to register four ground scores in a single half. RB Derrick Blaylock added a seven-yard TD run and Holmes dove into the end zone for his fourth TD of the day with just 0:02 left in the second quarter as KC took a commanding 35-3 halftime lead.

After the Chiefs punted on their opening drive of the second half, the Falcons scored their lone TD of the day on a 75-yard punt return TD from CB Allen Rossum to make the count 35-10. Holmes — who finished the game with 139 ground yards — got the Chiefs to the Atlanta one-yard line before leaving the game. Blaylock took it from there, registering his second rushing TD of the day as KC went ahead 42-10. Blaylock finished the game with 90 rushing yards and tacked on a pair of fourth-quarter scoring runs to tie a franchise single-game record with four ground scores himself, making the final count 56-10 in favor of the Chiefs. On the day, KC ran the ball 49 times for 271 yards against an Atlanta defense that entered the game ranked first in the NFL against the run. Defensively, KC registered its third straight game with 4.0 sacks and held the Falcons to just 222 yards of total offense.

GAME NOTES

- KC's eight rushing TDs set an NFL single-game record, breaking the previous mark of seven by the L.A. Rams who did it vs. Atlanta (12/4/76).
- KC's 271 rushing yards were the club's most since having 310 vs. Detroit (10/14/90).
- Holmes and Blaylock became the first pair of teammates in NFL history to each have three or more rushing TDs in the same game.

- FALCONS** — Feely, 19-yard field goal (8-62, 2:47).
- CHIEFS** — Holmes, 15-yard run (Tynes kick) (7-68, 3:12).
- CHIEFS** — Blaylock, 7-yard run (Tynes kick) (3-51, 1:27).
- CHIEFS** — Holmes, 2-yard run (Tynes kick) (12-73, 7:23).
- CHIEFS** — Holmes, 2-yard run (Tynes kick) (5-56, 2:30).
- CHIEFS** — Holmes, 1-yard run (Tynes kick) (3-16, 0:15).
- FALCONS** — Rossum, 75-yard punt return (Feely kick).
- CHIEFS** — Blaylock, 1-yard run (Tynes kick) (11-80, 5:48).
- CHIEFS** — Blaylock, 3-yard run (Tynes kick) (8-76, 4:19).
- CHIEFS** — Blaylock, 2-yard run (Tynes kick) (9-44, 5:02).

Team Statistics	Falcons	Chiefs
First Downs.....	9	36
Total Net Yards.....	222	540
Rushes/Net Yards.....	21/119	49/271
Net Passing.....	103	269
Pass Attempts/Completions.....	25/9	28/20
Had Intercepted.....	2	0
Times Sacked/Yards.....	4.0/25.0	0.0/0.0
Punts/Average.....	4/42.8	4/42.3
Penalties/Yards.....	3/41	5/45
Fumbles/Lost.....	0/0	2/1
Possession Time.....	21:06	38:54

RUSHING

- CHIEFS** — Holmes 22-139, 4 TDs; Blaylock 19-90, 4 TDs; Richardson 6-29; Hall 2-13.
- FALCONS** — Vick 6-62; Dunn 11-49; Duckett 4-8.

RECEIVING

- CHIEFS** — Morton 4-48; Kennison 3-52; Blaylock 3-46; Holmes 3-41; Richardson 3-36; Hall 2-27; González 2-19.
- FALCONS** — Crumpler 3-27; Dunn 2-72; Price 2-21; Griffith 2-8.

PASSING

- CHIEFS** — Green 20-27-269, 0 TDs, 0 INTs; Collins 0-1-0, 0 TDs, 0 INTs.
- FALCONS** — Vick 7-21-119, 0 TDs, 2 INTs; Schaub 2-4-9, 0 TDs, 0 INTs.

INTERCEPTIONS

- CHIEFS** — Warfield 1-6; Wesley 1-0.
- FALCONS** — None.

SACKS

- CHIEFS** — Allen 2.0; Barte 1.0; Beisel 0.5; Browning 0.5.
- FALCONS** — None.

FIELD GOALS

- CHIEFS** — None.
- FALCONS** — Feely (19).

GAME 7

Chiefs 45, Colts 35

October 31, 2004 • Arrowhead Stadium • 78,312



INDIANAPOLIS	7	7	14	7	—	35
KANSAS CITY	7	24	0	14	—	45



The Chiefs amassed a franchise-record 590 yards of total offense in a thrilling 45-35 victory. KC's Halloween masterpiece vs. Indianapolis also exorcised the demons of a seven-game losing streak against the Colts. The game featured 1,095 yards of total offense by both teams, the third-highest total in NFL history.

In addition, the contest included a pair of notable individual accomplishments as RB Priest Holmes became the all-time leader in yards from scrimmage (7,583) in Chiefs history thanks to 225 combined yards. Holmes also accounted for three rushing TDs against the Colts. Meanwhile, TE Tony Gonzalez produced eight catches for 125 yards and two TDs, becoming just the fifth TE in NFL history to join the league's elite 500-catch club.

After KC quashed a fake punt attempt on the Colts initial possession, Holmes fumbled on Indy's four-yard line, setting the stage for a 96-yard TD march by the Colts which was capped by a 52-yard TD pass to WR Marvin Harrison. Manning would finish the game with 472 passing yards and five TD passes, but Chiefs QB Trent Green presided over KC's balanced offensive attack that featured 203 ground yards, as well as 389 passing yards, three TD passes and a 143.8 rating. After the Colts initial score, Green proceeded to rally the Chiefs for 31 points in the first half as KC enjoyed a 31-14 halftime advantage. First, Green hit Gonzalez for a 21-yard score, then found WR Johnnie Morton on a seven-yard TD pass. Holmes' second-quarter TD runs of 21 and 11 yards along with a field goal accounted for KC's first half scoring.

The Colts rolled off 14 points in the third quarter to get as close as 31-28, but they could never retake the lead. Incredibly, Indianapolis didn't attempt a single run in the second half, relying on 20 pass attempts from Manning. Holmes finished the game with 143 ground yards and plunged in from one yard out for his third TD of the day to up the Chiefs lead to 38-28. The second of WR Reggie Wayne's two TD catches made the margin just 38-35 with 5:27 left in the game.

However, Green and the Chiefs responded with a decisive eight-play, 70-yard TD march that concluded with a 14-yard scoring dart from Green to Gonzalez to make the score 45-35 with 2:17 left. S Greg Wesley picked off Manning in the end zone on the Colts final drive to preserve the Chiefs victory.

GAME NOTES

- RB Priest Holmes registered his ninth career game with three or more rushing TDs, tying RB Emmitt Smith for second in NFL history. Only RB Jim Brown (10) has more career games with three or more rushing TDs.
- With 18 points vs. Indianapolis, Holmes moved into third on the Chiefs career scoring chart with 450 points, bypassing K Pete Stoyanovich (442).
- QB Trent Green completed 14 consecutive passes in the first half, coming one completion shy of tying QB Len Dawson's team single-game record of 15 set at Houston (9/26/04).

- COLTS** — Harrison, 52-yard pass from Manning (Vanderjagt kick) (8-96, 4:21).
- CHIEFS** — Gonzalez, 21-yard pass from Green (Tynes kick) (6-71, 2:51).
- CHIEFS** — Morton, 7-yard pass from Green (Tynes kick) (3-12, 0:50).
- CHIEFS** — Holmes, 21-yard run (Tynes kick) (5-83, 3:04).
- COLTS** — Pollard, 5-yard pass from Manning (Vanderjagt kick) (5-70, 3:05).
- CHIEFS** — Holmes, 11-yard run (Tynes kick) (2-63, 1:04).
- CHIEFS** — Tynes, 32-yard field goal (9-80, 2:36).
- COLTS** — Harrison, 22-yard pass from Manning (Vanderjagt kick) (3-92, 1:05).
- COLTS** — Wayne, 41-yard pass from Manning (Vanderjagt kick) (3-76, 1:37).
- CHIEFS** — Holmes, 1-yard run (Tynes kick) (11-63, 6:18).
- COLTS** — Wayne, 6-yard pass from Manning (Vanderjagt kick) (8-76, 2:58).
- CHIEFS** — Gonzalez, 14-yard pass from Green (Tynes kick) (8-70, 3:10).

Team Statistics	Colts	Chiefs
First Downs	23	33
Total Net Yards	505	590
Rushes/Net Yards	12/33	42/203
Net Passing	472	387
Pass Attempts/Completions	44/25	34/27
Had Intercepted	1	0
Times Sacked/Yards	0/0/0	1/0/2.0
Punts/Average	4/44.5	2/38.5
Penalties/Yards	7/40	5/46
Fumbles/Lost	1/0	4/2
Possession Time	22:27	37:33

RUSHING

- CHIEFS** — Holmes 32-143, 3 TDs; Morton 2-26; Johnson 1-19; Blaylock 3-18; Cheek 1-0; Green 3(-3).
- COLTS** — James 10-34; Smith 1-2; Rhodes 1(-3).

RECEIVING

- CHIEFS** — Gonzalez 8-125, 2 TDs; Morton 5-69, TD; Kennison 5-50; Holmes 3-82; Hall 3-43; Blaylock 2-19; Richardson 1-1.
- COLTS** — Wayne 6-119, 2 TDs; James 6-90; Harrison 5-119, 2 TDs; Clark 3-88; Pollard 3-21, TD; Stokley 2-35.

PASSING

- CHIEFS/NET** — Green 27-34-389, 3 TDs, 0 INTs.
- COLTS** — Manning 25-44-472, 5 TDs, 1 INT.

INTERCEPTIONS

- CHIEFS** — Wesley 1-65.
- COLTS** — None.

SACKS

- CHIEFS** — None.
- COLTS** — Doss 1.0.

FIELD GOALS

- CHIEFS** — Tynes (32).
- COLTS** — Vanderjagt 54WL.

GAME 8

Buccaneers 34, Chiefs 31

November 7, 2004 • Raymond James Stadium • 65,495



KANSAS CITY	7	17	7	0	—	31
TAMPA BAY	7	14	7	6	—	34

The Chiefs suffered a narrow defeat in the waning moments of another game as Kansas City dropped a 34-31 decision at Tampa Bay. Despite 459 yards of total offense, it was Tampa Bay that produced enough plays to make the difference. QB Trent Green orchestrated a crisp 10-play, 77-yard TD drive to open the game. The scoring came on a precision pass from Green — who was drilled after the throw — to WR Johnnie Morton for a 25-yard TD. However, as would happen all day, Bucs QB Brian Griese would counter with an eight-yard TD pass to FB Jameel Cook to tie the count at 7-7.

Meanwhile, the Bucs defense was able to force three KC turnovers in extremely critical situations. After Green found WR Eddie Kennison for a 59-yard connection, Kennison was stripped by Bucs S Dwight Smith at the KC 11-yard line, thwarting a golden scoring opportunity.

A wild second quarter ensued as the two clubs combined for 31 points. Bucs RB Michael Pittman and KC RB Priest Holmes each scored on short TD runs, while a 31-yard FG gave KC a 17-14 lead midway through the quarter. TB jumped back ahead 21-17 before Green found Gonzalez for a 23-yard TD with 0:35 left in the half. Tampa Bay misfired on a 46-yard FG at the end of the period as KC took a 24-21 lead into the locker room.

Pittman scored for a 78-yard score on the second snap of the third quarter, while Holmes left the game with a right knee injury. Green again rallied the Chiefs, connecting on a one-yard TD to TE Jason Dunn to give KC a 31-28 edge entering the fourth quarter. A three-yard Pittman TD put TB ahead 34-31, but a high snap on the ensuing PAT try left the door open for the Chiefs.

The game's key play came with 5:58 left and KC on the Bucs 22-yard line as LB Derrick Brooks connected with Green's elbow just as he was delivering a throw to Gonzalez in the end zone. The pass was intercepted, but KC's defense forced the Bucs to punt, giving the Chiefs one final shot. KC got as deep as the TB 43-yard line, but a pair of sacks by TB sealed the 34-31 decision.

Green finished the day with 369 passing yards to put him in a tie with QB Bill Kenney (15) for the most 300-yard games in Chiefs history. Meanwhile, Gonzalez finished the contest with nine catches for 123 yards.

GAME NOTES

- TE Tony Gonzalez moved ahead of Frank Wycheck (505) into fourth place in career receptions by a TE in NFL history. He also registered his 52nd career TD catch, moving him into a tie with Dave Casper for the fourth-most by a TE in NFL history.
- Gonzalez recorded his 12th career 100-yard receiving game, tying him for third in Chiefs history with E Chris Burford and WR Derrick Alexander.
- The Chiefs had a 100-yard receiving tandem with Gonzalez (123 yards) and WR Eddie Kennison (104 yards), marking the first time KC has accomplished that feat since Gonzalez (121) and WR Johnnie Morton (109) did it at GB (10/12/03).

- CHIEFS** — Morton, 25-yard pass from Green (Tynes kick) (10-77, 5:18).
- BUCS** — Cook, 8-yard pass from Griese (Gramatica kick) (4-73, 2:03).
- BUCS** — Pittman, 1-yard run (Gramatica kick) (11-71, 5:07).
- CHIEFS** — Holmes, 2-yard run (Tynes kick) (10-60, 4:44).
- CHIEFS** — Tynes, 31-yard field goal (5-19, 1:57)
- BUCS** — Dilger, 3-yard pass from Griese (Gramatica kick) (8-67, 4:30).
- CHIEFS** — Gonzalez, 23-yard pass from Green (Tynes kick) (6-64, 1:20).
- BUCS** — Pittman, 78-yard run (Gramatica kick) (2-80, 1:00).
- CHIEFS** — Dunn, 1-yard pass from Green (Tynes kick) (8-80, 4:25).
- BUCS** — Pittman, 3-yard run (kick failed) (9-80, 5:23).

Team Statistics	Buccaneers	Chiefs
First Downs	23	27
Total Net Yards	418	459
Rushes/Net Yards	20/130	30/105
Net Passing	288	354
Pass Attempts/Completions	34/22	42/32
Had Intercepted	0	2
Times Sacked/Yards	1.0/8.0	2.0/15.0
Punts/Average	4/44.8	1/44.0
Penalties/Yards	10/95	10/97
Fumbles/Lost	0/0	1/1
Possession Time	26:21	33:39

RUSHING

- CHIEFS** — Holmes 16-59, TD; Johnson 10-21; Kennison 1-15; Morton 1-6; Green 2-4.
- BUCS** — Pittman 1-128, 3 TDs; Griese 4-1; Graham 1-1.

RECEIVING

- CHIEFS** — Gonzalez 9-123, 1 TD; Kennison 6-104; Morton 6-69, TD; Johnson 4-38; Holmes 4-3; Horn 1-30; Richardson 1-1; Dunn 1-1, TD.
- BUCS** — Clayton 5-90; Dilger 5-47, TD; Jurevicius 3-43; Cook 3-17, TD; Galloway 2-40; Pittman 2-30; Heller 1-22; Lee 1-7.

PASSING

- CHIEFS** — Green 32-42-369, 3 TDs, 2 INTs.
- BUCS** — Griese 22-34-296, 2 TDs, 0 INTs.

INTERCEPTIONS

- CHIEFS** — None.
- BUCS** — Smith 1-0; Phillips 1-0.

SACKS

- CHIEFS** — Fujita 1.0.
- BUCS** — Barber 1.0; White 1.0.

FIELD GOALS

- CHIEFS** — Tynes (31).
- BUCS** — Gramatica 46WL.

GAME 9



Saints 27, Chiefs 20

November 14, 2004 • Louisiana Superdome • 64,900

KANSAS CITY	10	3	0	7	- 20
NEW ORLEANS	0	14	3	10	- 27



For the second consecutive week, the Chiefs appeared poised to register a narrow road win, only to have victory slip through the club's grasp as Kansas City dropped a 27-20 decision at New Orleans. RB Derrick Blaylock came 14 yards shy of the club's single-game rushing record with an 186-yard outburst, the best total by a player making his initial NFL start since St. Louis RB Trung Candidate had 194 rushing yards vs. NYJ (10/21/01). Blaylock - who was starting in place of an injured RB Priest Holmes - racked up 79 yards in the first quarter alone as Kansas City jumped out to an early 10-0 lead.

QB Trent Green, who finished the game with 311 yards to bypass QB Bill Kenney (15) as the club's all-time leader in 300-yard passing games (16), found WR Eddie Kennison (7-121-1 TD) with a 21-yard scoring dart on the Chiefs' first possession. After Kansas City's defense forced the Saints three-and-out, the Chiefs appeared poised to score once again. But for the second straight week, a Red Zone fumble cost the Chiefs dearly as WR Johnnie Morton had the ball popped loose by S Jay Bellamy at the New Orleans 15-yard line.

Perhaps the game's key sequence came on KC's next drive. After a personal foul on the Saints on third-and-goal from the six gave KC a new set of downs, the Chiefs were forced to settle for a 24-yard field goal when Green just overshot Blaylock in the end zone. The Saints then got on the board on a drive that was aided by three KC penalties when QB Aaron Brooks vaulted across the goal line from one yard out to make the count 10-7. A 13-yard RB Deuce McAllister TD run on New Orleans' next drive gave the Saints a 14-10 advantage and KC would fight from behind for the rest of the game. A 44-yard K Lawrence Tynes FG cut the count to 14-13 Saints at the half.

A pair of INTs doomed the Chiefs in the second half. Green was first victimized by CB Mike McKenzie in the third quarter when an open Morton fell down. Then with KC trailing 27-20 with 1:25 remaining in the contest, a ball went off Blaylock's hands into the arms of LB Orlando Ruff at the Saints four-yard line. KC got the ball back with 0:08 remaining, but Green was sacked and stripped by DE Darren Howard, preserving the Saints win.

GAME NOTES

- Kansas City's 497 yards marked the fourth consecutive game that the club produced 400+ yards of total offense, the first time the club accomplished that feat since '76.
- RB Derrick Blaylock registered the fifth-best single-game rushing performance in Chiefs history with a career-best 186 yards. He became the first player other than RB Priest Holmes to register a 100-yard rushing game for the Chiefs since FB Tony Richardson had 156 yards vs. Denver (12/17/00).
- Blaylock's 33 rushing attempts tied as the fourth-highest total in franchise history.

- CHIEFS** — Kennison, 21-yard pass from Green (Tynes kick) (5-35, 2:11).
- CHIEFS** — Tynes, 24-yard field goal (13-60, 6:43).
- SAINTS** — Brooks, 1-yard run (Carney kick) (6-68, 2:33).
- SAINTS** — McAllister, 13-yard run (Carney kick) (5-89, 2:03).
- CHIEFS** — Tynes, 44-yard field goal (8-38, 3:37).
- SAINTS** — Carney, 39-yard field goal (10-52, 4:55).
- SAINTS** — Carney, 38-yard field goal (6-29, 2:59).
- CHIEFS** — Blaylock, 3-yard run (Tynes kick) (9-78, 5:34).
- SAINTS** — Horn, 42-yard pass from Brooks (Carney kick) (5-72, 2:39).

Team Statistics	Saints	Chiefs
First Downs	20	28
Total Net Yards	374	497
Rushes/Net Yards	23/134	36/200
Net Passing	240	297
Pass Attempts/Completions	27/15	33/22
Had Intercepted	1	2
Times Sacked/Yards	4.0/19.0	2.0/14.0
Punts/Average	5/40.6	3/38.3
Penalties/Yards	8/57	12/96
Fumbles/Lost	2/0	2/2
Possession Time	24:16	35:44

RUSHING

- CHIEFS** — Blaylock 33-186, TD; Green 1-13; Richardson 1-1; Kennison 1-0.
- SAINTS** — McAllister 16-127, TD; Stallworth 1-6; Brooks 4-1, TD; Stecker 2-0.

RECEIVING

- CHIEFS** — Kennison 7-121, TD; Gonzalez 6-71; Morton 4-59; Blaylock 3-38; Dunn 1-11; Hall 1-11.
- SAINTS** — Horn 5-167, TD; Williams 3-29; Stallworth 3-11; Patton 2-33; Carney 1-17; Stecker 1-2.

PASSING

- CHIEFS** — Green 22-33-311, 1 TD, 2 INTs.
- SAINTS** — Brooks 15-27-259, 1 TD, 1 INT.

INTERCEPTIONS

- CHIEFS** — Wesley 1-2.
- SAINTS** — McKenzie 1-14; Ruff 1-0.

SACKS

- CHIEFS** — Fujita 2.0; Hicks 1.0; Woods 1.0.
- SAINTS** — Howard 1.0; Smith 1.0.

FIELD GOALS

- CHIEFS** — Tynes (24) (44).
- SAINTS** — Carney (39) (38).

GAME 10

Patriots 27, Chiefs 19

November 22, 2004 • Arrowhead Stadium • 78,431



NEW ENGLAND	7	10	7	3	—	27
KANSAS CITY	10	0	3	6	—	19

The Patriots registered their first victory in Kansas City since '64 as New England defeated the Chiefs by a 27-19 count in a Monday Night Football clash at Arrowhead Stadium. NE won the toss and 10 plays later, RB Corey Dillon scored on a five-yard TD as the Patriots tied an NFL record by scoring the first points of a game in their 15th consecutive contest. The Chiefs responded with a 44-yard K Lawrence Tynes FG on Kansas City's first drive and then took a short-lived 10-7 lead when QB Trent Green lofted a beautiful 65-yard touchdown pass down the far sideline to WR Eddie Kennison. However, NE retaliated with a one-yard TD dive by Dillon to retake the lead for good at 14-10. A 37-yard K Adam Vinatieri FG pushed the Patriots lead to 17-10 late in the second quarter.

The game's key play came as the Chiefs faced third-and-goal at the nine-yard line with 0:54 remaining in the first half. Green's pass intended for TE Tony Gonzalez was picked off in the end zone by S Rodney Harrison despite vehement protestations from KC that a defensive foul had occurred on the play. However, no flags were thrown and the Patriots escaped unscathed, taking their 17-10 lead into the locker room.

The Chiefs opened the second half with a monster 15-play drive that ate 8:15 off the clock, but again they couldn't find the end zone. RB Derrick Blaylock was stopped on a third-and-one from the four, setting up a 24-yard FG that cut the NE lead to 17-13. But once again, the Patriots immediately answered. Set up by a 46-yard pass to WR David Patten, NE QB Tom Brady hit WR Deion Branch for a 26-yard TD to push the Patriots edge to 24-13. Brady finished the game with 315 passing yards.

The Patriots made a rare mistake early in the fourth quarter, giving the Chiefs a glimmer of hope. LB Fred Jones forced a Dillon fumble that was recovered by DT Lionel Dalton at the KC three-yard line. Green — who finished the contest with 381 passing yards — orchestrated a precision 11-play, 97-yard TD march that concluded with his second scoring strike to Kennison, this time from 26 yards out. However, KC's two-point pass attempt fell incomplete, putting the score at 24-19 with 6:13 remaining.

NE marched the ball deep into KC territory, but the Chiefs defense limited the Patriots to a FG, leaving the offense 1:46 on the clock for a potential game-tying drive. But KC's comeback hopes were dashed when Green was sacked on fourth-and-six at the Chiefs 26-yard line, allowing the Patriots to run out the clock on a 27-19 win.

GAME NOTES

- The Chiefs produced 400+ yards of total offense in their fifth consecutive game, a first in franchise history.
- QB Trent Green registered his fourth straight 300-yard passing game, tying QB Bill Kenney ('83) for the longest streak in team annals.

- PATRIOTS** — Dillon, 5-yard run (Vinatieri kick) (10-71, 4:31).
- CHIEFS** — Tynes, 44-yard field goal (5-30, 2:42).
- CHIEFS** — Kennison, 65-yard pass from Green (Tynes kick) (5-84, 2:34).
- PATRIOTS** — Dillon, 1-yard run (Vinatieri kick) (10-75, 4:35).
- PATRIOTS** — Vinatieri, 37-yard field goal (6-37, 2:19).
- CHIEFS** — Tynes, 24-yard field goal (15-68, 8:15).
- PATRIOTS** — Branch, 26-yard pass from Brady (4-75, 1:51).
- CHIEFS** — Kennison, 26-yard pass from Green (pass failed) (11-97, 5:45).
- PATRIOTS** — Vinatieri, 28-yard field goal (11-54, 4:27).

Team Statistics	Patriots	Chiefs
First Downs	21	20
Total Net Yards	407	417
Rushes/Net Yards	32/98	20/64
Net Passing	309	353
Pass Attempts/Completions	26/17	42/27
Had Intercepted	0	1
Times Sacked/Yards	1.0/6.0	4.0/28.0
Punts/Average	2/43.5	3/31.7
Penalties/Yards	4/25	7/50
Fumbles/Lost	1/1	1/0
Possession Time	27:59	32:01

RUSHING

- CHIEFS** — Blaylock 19-58; Green 1-6.
- PATRIOTS** — Dillon 26-98, 2 TDs; Faulk 1-1; Brady 5-(-1).

RECEIVING

- CHIEFS** — Gonzalez 7-86; Morton 5-107; Blaylock 5-33; Kennison 3-99, 2 TDs; Hall 3-32; Dunn 3-17; Richardson 1-7.
- PATRIOTS** — Branch 6-105, TD; Graham 3-83; Brown 2-27; Pass 2-17; Patten 1-46; Dillon 1-20; Fauria 1-14; Givens 1-3.

PASSING

- CHIEFS** — Green 27-42-381, 2 TDs, 1 INT.
- PATRIOTS** — Brady 17-26-315, 1 TD, 0 INTs.

INTERCEPTIONS

- CHIEFS** — None.
- PATRIOTS** — Harrison 1-12.

SACKS

- CHIEFS** — Allen 1.0.
- PATRIOTS** — Warren 2.0; McGinest 1.0; Colvin 1.0.

FIELD GOALS

- CHIEFS** — Tynes (44) (24).
- PATRIOTS** — Vinatieri (37) (28).

GAME 11

Chargers 34, Chiefs 31

November 28, 2004 • Arrowhead Stadium • 77,447



SAN DIEGO	7	7	3	17	-	34
KANSAS CITY	7	10	0	14	-	31



The Chargers snapped a seven-game losing streak at Arrowhead thanks to a wild fourth quarter that featured 31 points by both teams as San Diego claimed a 34-31 victory. The loss was the fourth straight for the Chiefs, while the Chargers extended their victory string to five games.

After missing a 29-yard FG on its first possession, San Diego got on the board first when RB LaDainian Tomlinson recorded a one-yard TD run. However, Kansas City immediately countered with a five-yard TD trot by RB Derrick Blaylock to knot the count at 7-7. After the Chiefs defense forced a punt, KC took the lead at 14-7 when a monster 13-play, 94-yard drive culminated when RB Larry Johnson plowed into the end zone from six yards out. San Diego answered with a three-yard Tomlinson TD. However, the Chiefs took a 17-14 lead into the locker room thanks to a 28-yard K Lawrence Tynes FG and a missed 52-yard FG by SD K Nate Kaeding.

One of the game's key plays came on the opening kickoff of the second half when WR Dante Hall appeared to be headed for paydirt, only to have the ball pop loose and be recovered by San Diego at the five-yard line. After both squads exchanged punts, SD knotted the count at 17-17 on a 25-yard K Nate Kaeding FG, setting the stage for a wild fourth quarter.

Two plays into the final period, Blaylock bolted into the end zone from 22 yards out, but the Chiefs missed the PAT, giving KC a 23-17 advantage. But once again SD replied, this time with a six-play, 71-yard drive that was capped by an 18-yard TD catch by TE Antonio Gates that was upheld by instant replay. On the ensuing kickoff, Hall redeemed himself for the earlier fumble with a 96-yard TD that appeared to swing the momentum into KC's favor. A successful two-point try gave KC a 31-24 lead with 10:00 left. This time San Diego answered with an 11-yard TD catch by Gates that left the score deadlocked at 31-31 with 6:22 remaining.

The decisive sequence of the contest ensued when former Chiefs LB Donnie Edwards picked off QB Trent Green, setting the stage for a 43-yard FG by Kaeding with 2:24 left to provide San Diego all it needed for the 34-31 victory.

GAME NOTES

- WR Dante Hall bypassed WR Tamarick Vanover (212) for the most kickoff returns and the most KO return yards (5,099) in Chiefs history.
- Hall's 96-yard kickoff return TD was the fourth of his career and his eighth career special teams TD, tying him with Vanover for the team record in both categories.
- Hall's career-high 233 kickoff return yards ranked as the third-highest single-game total in team history, surpassing his previous career high of 192 yards at Cleveland (9/8/02).
- TE Tony Gonzalez registered his 13th career 100-yard receiving game, moving him into third place in Chiefs history.

- CHARGERS** — Tomlinson, 1-yard run (Kaeding kick) (3-57, 1:00).
- CHIEFS** — Blaylock, 5-yard run (Tynes kick) (6-60, 2:35).
- CHIEFS** — Johnson, 6-yard run (Tynes kick) (13-94, 6:00).
- CHARGERS** — Tomlinson, 3-yard run (Kaeding kick) (12-65, 5:54).
- CHIEFS** — Tynes, 28-yard field goal (11-58, 2:26).
- CHARGERS** — Kaeding, 25-yard field goal (5-43, 2:15).
- CHIEFS** — Blaylock, 22-yard run (kick failed) (9-84, 4:29).
- CHARGERS** — Gates, 18-yard pass from Brees (6-71, 4:04).
- CHIEFS** — Hall, 96-yard kickoff return (Green-Kennison pass).
- CHARGERS** — Gates, 11-yard pass from Brees (Kaeding kick) (5-69, 3:38).
- CHARGERS** — Kaeding, 43-yard field goal (7-8, 2:26).

Team Statistics	Chargers	Chiefs
First Downs	25	20
Total Net Yards	498	310
Rushes/Net Yards	31/127	20/110
Net Passing	371	200
Pass Attempts/Completions	37/28	34/21
Had Intercepted	0	1
Times Sacked/Yards	1.0/7.0	1.0/8.0
Punts/Average	3/45.0	3/33.0
Penalties/Yards	9/60	5/26
Fumbles/Lost	1/0	1/1
Possession Time	36:46	23:14

RUSHING

- CHIEFS** — Blaylock 8-57, 2 TDs; Johnson 10-43, TD; Green 1-7; Morton 1-3.
- CHARGERS** — Parker 2-58; Tomlinson 21-46, 2 TDs; Brees 8-23.

RECEIVING

- CHIEFS** — Gonzalez 8-105; Morton 4-39; Blaylock 3-21; Dunn 2-16; Kennison 1-9; Hall 1-8; Johnson 1-7; Richardson 1-3.
- CHARGERS** — Tomlinson 10-57; Gates 7-92, 2 TDs; McCardell 4-48; Parker 3-78; Osgood 2-92; Neal 1-7; Peelle 1-4.

PASSING

- CHIEFS** — Green 21-34-208, 0 TDs, 1 INT.
- CHARGERS** — Brees 28-37-378, 2 TDs, 0 INTs.

INTERCEPTIONS

- CHIEFS** — None.
- CHARGERS** — Edwards 1-13.

SACKS

- CHIEFS** — Fujita 0.5; Barteel 0.5.
- CHARGERS** — Godfrey 1.0.

FIELD GOALS

- CHIEFS** — Tynes (28).
- CHARGERS** — Kaeding 29WL, 52S (25) (43).

GAME 12

Chiefs 34, Raiders 27

December 5, 2004 • Network Associates Coliseum • 51,292



KANSAS CITY.....	7	3	14	10	—	34
OAKLAND.....	6	14	0	7	—	27

QB Trent Green turned in an incredible second-half performance and second-year RB Larry Johnson rattled off 118 rushing yards, while the Chiefs defense limited the Raiders to just one score in the final 30 minutes as Kansas City rallied from a 10-point halftime deficit to snap a four-game losing streak with a 34-27 victory at Oakland.

The Chiefs held the Raiders to a pair of FGs on their first two possessions, while a 20-yard TD pass from Green to RB Derrick Blaylock gave KC a slim 7-6 advantage heading into the second quarter. An INT gave Oakland its first big break, setting up a 34-yard TD catch by WR Ronald Curry to give the Raiders a 13-7 lead. A 51-yard scoring strike to WR Jerry Porter upped the Oakland lead to 20-7 before a 28-yard K Lawrence Tynes FG closed the gap to 20-10 at intermission.

With Blaylock sidelined due to a neck injury suffered early in the game, Johnson turned in his finest performance with KC, finishing the game with a career-best 174 yards from scrimmage and a pair of third-quarter TDs. His five-yard TD run on the opening possession of the second half made the score 20-17. Green put KC ahead 24-20 with a 10-yard scoring pass to Johnson, setting the stage for a wild fourth quarter that began with the Raiders retaking the lead on a 26-yard TD from QB Kerry Collins to Curry.

Green, who completed 14 of 15 passes for 229 yards, two TDs and a "perfect" 158.3 rating in the second half, took it from there, rallying the Chiefs for 10 unanswered points. A 22-yard Tynes FG tied the score at 27-27 with 6:59 left to play.

On Oakland's next possession, KC's defense held, forcing Collins to throw an incompleton on third-and-four from the KC 36-yard line. After the Raiders ensuing punt, Johnson gained five yards on third-and-two, setting up the game-winning score on the next play. Green found WR Eddie Kennison for a 70-yard TD. Kennison — who finished the game with eight catches for 149 yards — shrugged off a potential tackle by S Stuart Schweigert at the 35-yard line and raced into the end zone with 2:04 left to play.

KC's defense sealed it from there, as DE Gary Stills sacked Collins for a nine-yard loss on second down. Then, the Chiefs forced Collins to throw an incompleton on fourth-and-19 from the Oakland 45-yard line to seal the victory.

GAME NOTES

- Kansas City's defense permitted a franchise-record nine rushing attempts by the Raiders, breaking the mark of 11 last accomplished at Oakland (12/3/95).
- RB Larry Johnson registered his first career 100-yard rushing game, joining Priest Holmes and Derrick Blaylock as the third Chiefs RB to post a 100-yard rushing game on the season. It marked the first time KC has accomplished that feat since Christian Okoye, Barry Word and Harvey Williams all did it in '91.

- RAIDERS** — Janikowski, 27-yard field goal (9-59, 3:57).
- CHIEFS** — Blaylock, 20-yard pass from Green (Tynes kick) (10-65, 6:45).
- RAIDERS** — Janikowski, 36-yard field goal (9-41, 3:12).
- RAIDERS** — Curry, 34-yard pass from Collins (Janikowski kick) (3-52, 1:33).
- RAIDERS** — Porter, 51-yard pass from Collins (Janikowski kick) (3-57, 1:32).
- CHIEFS** — Tynes, 28-yard field goal (17-70, 5:44).
- CHIEFS** — Johnson, 5-yard run (Tynes kick) (8-86, 4:37).
- CHIEFS** — Johnson, 10-yard pass from Green (Tynes kick) (7-80, 3:27).
- RAIDERS** — Curry, 28-yard pass from Collins (Janikowski kick) (9-75, 5:03).
- CHIEFS** — Tynes, 22-yard field goal (13-74, 7:14).
- CHIEFS** — Kennison, 70-yard pass from Green (Tynes kick) (5-88, 1:57).

Team Statistics	Raiders	Chiefs
First Downs	16	29
Total Net Yards	364	500
Rushes/Net Yards	9/31	36/160
Net Passing	333	340
Pass Attempts/Completions	41/27	35/23
Had Intercepted	0	1
Times Sacked/Yards	3/0/10.0	0/0/0.0
Punts/Average	3/43.3	2/32.0
Penalties/Yards	6/49	7/45
Fumbles/Lost	0/0	0/0
Possession Time	23:25	36:35

RUSHING

- CHIEFS** — Johnson 20-118, TD; Blaylock 12-37; Green 4-5.
- RAIDERS** — Zereoue 4-15; Fargas 2-14; Redmond 1-2; Collins 2-0.

RECEIVING

- CHIEFS** — Kennison 8-149, TD; Johnson 3-56, TD; Blaylock 3-37, TD; Gonzalez 3-32; Richardson 3-21; Dunn 2-22; Morton 1-23.
- RAIDERS** — Curry 9-141, 2 TDs; Redmond 5-49; Porter 3-67, TD; Fargas 3-17; Zereoue 2-18; Crockett 2-13; Stone 1-18; Gabriel 1-11; Johnson 1-9.

PASSING

- CHIEFS** — Green 23-35-340, 3 TDs, 1 INT.
- RAIDERS** — Collins 27-41-343, 3 TDs, 0 INTs.

INTERCEPTIONS

- CHIEFS** — None.
- RAIDERS** — Woodson 1-25.

SACKS

- CHIEFS** — Allen 2.0; Stills 1.0.
- RAIDERS** — None.

FIELD GOALS

- CHIEFS** — Tynes (28) (22).
- CHARGERS** — Janikowski (27) (36).

GAME 13

Chiefs 49, Titans 38

December 13, 2004 • The Coliseum • 68,932



KANSAS CITY	0	14	14	21	-	49
TENNESSEE	7	14	7	10	-	38

For the second straight week the Chiefs got a fourth-quarter rally from QB Trent Green and a 100-yard rushing performance from RB Larry Johnson as KC rallied for a wild 49-38 win on Monday Night Football. Defensively, the Chiefs kept it close by recovering four Titans fumbles on the evening. Trailing 14-0 in the second quarter, Green got KC's first big play of the evening on a 58-yard TD to a wide open WR Eddie Kennison to make the count 14-7. Both clubs posted TDs inside the two-minute warning as the Titans took a 21-14 lead into intermission.

RB Derrick Blaylock got a one-yard TD run to tie the count at 21-21 on the opening drive of the second half, but the Titans countered with a seven-yard TD pass from QB Billy Volek to WR Drew Bennett, who finished the game with 233 receiving yards, the second-highest total ever amassed by an individual receiver against the Chiefs. Despite three TDs from Bennett, KC found its own big-play weapon in Johnson, who retaliated with a 46-yard TD run - KC's longest scoring jaunt since '99 - to tie the count at 28-28, setting the stage for a furious fourth quarter that featured a combined 31 points by the two teams.

A 41-yard TD run by Johnson - who finished the game with 104 yards on just seven carries - gave KC a brief 35-28 lead. Volek answered with a four-yard TD to WR Derrick Mason to knot the count at 35-35 with 2:26 remaining. Despite a Chiefs fumble two plays later, KC's defense limited the Titans to a 27-yard K Gary Anderson FG to give Tennessee a slim 38-35 edge with 1:39 left.

Green took it from there, orchestrating a masterful seven-play, 64-yard TD drive that was capped with a nine-yard scoring strike to Kennison with 0:32 left to give KC a 42-38 edge. A 39-yard fumble recovery by LB Kawika Mitchell on the game's final snap made the final count 49-38, marking the third-highest road scoring total in franchise history and the club's best road scoring tally since '66. The victory marked Kansas City's third consecutive road win on Monday Night Football.

GAME NOTES

- With his 542nd career catch, TE Tony Gonzalez moved ahead of Kellen Winslow (541) for the third-highest reception total by a tight end in NFL history. Gonzalez (6,593) also bypassed WR Henry Marshall (6,545) for second in Chiefs history in terms of career receiving yards.
- RB Larry Johnson scored on runs of 46 and 41 yards, becoming the first player in KC history to produce two TD runs of 40 or more yards in a single game.
- With his eighth rushing TD of the season RB Derrick Blaylock joined RB Priest Holmes (14 rushing TDs) as the first tandem of players in franchise history to each have eight or more rushing scores in the same season.

TITANS	- Brown, 1-yard run (Anderson kick) (7-71, 3:00).
TITANS	- Bennett, 42-yard pass from Volek (Anderson kick) (6-80, 3:03).
CHIEFS	- Kennison, 58-yard pass from Green (Tynes kick) (3-70, 0:59).
CHIEFS	- Morton, 30-yard pass from Green (Tynes kick) (6-60, 1:00).
TITANS	- Bennett, 22-yard pass from Volek (Anderson kick) (5-80, 1:08).
CHIEFS	- Blaylock, 1-yard run (Tynes kick) (9-56, 4:34).
TITANS	- Bennett, 7-yard pass from Volek (Anderson kick) (6-75, 3:04).
CHIEFS	- Johnson, 46-yard run (Tynes kick) (2-61, 0:53).
CHIEFS	- Johnson, 41-yard run (Tynes kick) (6-81, 2:46).
TITANS	- Mason, 4-yard pass Volek (Anderson kick) (9-66, 2:23).
TITANS	- Anderson, 27-yard field goal (4-8, 0:26).
CHIEFS	- Kennison, 9-yard pass from Green (Tynes kick) (5-88, 1:57).
CHIEFS	- Mitchell, 39-yard fumble return (Tynes kick).

Team Statistics	Titans	Chiefs
First Downs	30	24
Total Net Yards	542	383
Rushes/Net Yards	33/163	24/146
Net Passing	379	237
Pass Attempts/Completions	43/29	32/18
Had Intercepted	0	1
Times Sacked/Yards	5.0/47.0	1.0/7.0
Punts/Average	4/36.8	5/38.0
Penalties/Yards	10/104	7/58
Fumbles/Lost	5/4	1/1
Possession Time	37:59	22:01

RUSHING

CHIEFS	- Johnson 7-104, 2 TDs; Blaylock 14-51, TD; Green 2-(-1); Morton 1-(-8).
TITANS	- Brown 15-91, TD; A. Smith 10-31; Volek 2-24; Fleming 1-13; Holcombe 5-4.

RECEIVING

CHIEFS	- Gonzalez 7-76; Kennison 2-67, 2 TDs; Morton 2-45, TD; Blaylock 2-22; Johnson 2-19; Horn 1-17; Dunn 1-0; Hall 1-(-2).
TITANS	- Bennett 12-233, 3 TDs; Meier 4-50; Mason 3-22, TD; A. Smith 2-38; Kinney 2-10; Fleming 2-4; McAddley 1-36; Troupe 1-16; Brown 1-13; Berlin 1-4.

PASSING

CHIEFS	- Green 18-32-244, 3 TDs, 1 INT.
TITANS	- Volek 29-43-426, 4 TDs, 0 INTs.

INTERCEPTIONS

CHIEFS	- None.
TITANS	- Waddell 1-0.

SACKS

CHIEFS	- Allen 1.0; Beisel 1.0; Browning 1.0; Dalton 1.0; Sims 1.0.
TITANS	- McGarrahan 0.5; Odom 0.5.

FIELD GOALS

CHIEFS	- None.
TITANS	- Anderson 50SH (27).

GAME 14

Chiefs 45, Denver 17

December 19, 2004 • Arrowhead Stadium • 77,702



DENVER	7	3	0	7	-	17
KANSAS CITY	14	14	7	10	-	45

WR Dante Hall set the tone with a 97-yard kickoff return TD on the game's opening kickoff, while RB Larry Johnson racked up a career-high 151 rushing yards and QB Trent Green turned in another nearly-flawless performance as Kansas City registered a decisive 45-17 win vs. Denver. Defensively, the Chiefs forced three turnovers and compiled a season-high 6.0 sacks against Denver as KC produced its largest margin of victory over the Broncos since getting a 48-17 win (12/18/83).

After Hall's return, KC went up 14-0 on a five-yard TD run by Johnson, who accounted for 45 yards on an 11-play, 87-yard drive. Denver answered with a 22-yard TD catch by WR Rod Smith to make it 14-7, but that would be as close as the Broncos would get. CB Dexter McCleon registered the first of his two INTs on Denver's next possession, setting up a seven-yard TD strike from Green to WR Eddie Kennison. Green, who flirted with a perfect passer rating, completed 16 of 19 passes for 224 yards with three TDs and a 155.4 rating. Meanwhile, Kennison was on the receiving end of seven passes for 101 yards and two TDs.

Johnson got his second TD on a 32-yard burst in the second quarter as KC held a 28-10 advantage at halftime. After McCleon's second INT, WR Samie Parker got his first NFL score on a 48-yard bomb from Green, giving KC a 35-10 edge. Thanks to an 18-yard TD pass to Kennison that capped an epic 10-play, 99-yard drive, KC's lead swelled to 42-10 early in the fourth quarter.

Perhaps the game's most impressive defensive play came when S Greg Wesley chased down RB Tatum Bell, who appeared poised to score after a 58-yard gain on a screen pass. But Wesley poked the ball loose from behind at the five-yard line. The ball bounced out of the end zone for a touchback, thwarting a potential score. A 39-yard FG by Chiefs K Lawrence Tynes and a late four-yard TD run by Broncos RB Garrison Hearst made the final count 45-17 in favor of the Chiefs.

GAME NOTES

- The Chiefs set a single-season team record with their seventh game with 400 yards or more of total offense, breaking the previous mark of six such games last achieved in 2002.
- With 151 yards rushing from RB Larry Johnson, the Chiefs became the first team in NFL history to have three different players (Priest Holmes, Derrick Baylock and Johnson) produce a game with 150 or more rushing yards in the same season.
- WR Dante Hall registered a franchise record with the fifth kickoff return TD of his career. It was also Hall's ninth career special teams TD, giving him the most in Chiefs history.
- In his first NFL start, Johnson registered his third consecutive 100-yard rushing game, a mark that tied as the second-longest streak in franchise history. Johnson became the first player other than RB Priest Holmes to enjoy such a run since RB Christian Okoye produced two separate three-game 100-yard rushing streaks in '89.

CHIEFS	— Hall, 97-yard kickoff return (Tynes kick).
CHIEFS	— Johnson, 5-yard run (Tynes kick) (11-87, 6:26).
BRONCOS	— R. Smith, 22-yard pass from Plummer (Elam kick) (9-64, 4:47).
CHIEFS	— Kennison, 7-yard pass from Green (Tynes kick) (6-44, 2:34).
CHIEFS	— Johnson, 32-yard run (Tynes kick) (6-58, 2:46).
BRONCOS	— Elam, 27-yard field goal (9-70, 1:47).
CHIEFS	— Parker, 48-yard pass from Green (Tynes kick) (9-90, 5:21).
CHIEFS	— Kennison, 18-yard pass from Green (Tynes kick) (10-99, 6:05).
CHIEFS	— Tynes, 39-yard field goal (5-46, 1:12).
BRONCOS	— Hearst, 4-yard run (Elam kick) (6-61, 1:18).

Team Statistics	Broncos	Chiefs
First Downs	24	22
Total Net Yards	402	410
Rushes/Net Yards	20/132	36/162
Net Passing	270	248
Pass Attempts/Completions	41/23	23/17
Had Intercepted	2	0
Times Sacked/Yards	5.0/19.0	3.0/18.0
Punts/Average	4/38.5	4/32.8
Penalties/Yards	10/100	6/58
Fumbles/Lost	2/1	2/0
Possession Time	26:49	33:11

RUSHING

CHIEFS	— Johnson 30-151, 2 TDs; Hall 1-6; Collins 1-4; Easy 4-1.
BRONCOS	— Bell 9-50; Plummer 2-29; Droughns 4-27; Hearst 5-26, TD.

RECEIVING

CHIEFS	— Kennison 7-101, 2 TDs; Parker 3-84, TD; Gonzalez 3-44; Hall 2-17; Richardson 1-11; Dunn 1-9.
BRONCOS	— R. Smith 6-75, TD; Luke 5-40; Lelie 3-37; Putzier 3-30; Droughns 2-14; Bell 1-58; Hearst 1-15; Watts 1-14; Carswell 1-9.

PASSING

CHIEFS	— Green 16-19-224, 3 TDs, 0 INTs; Collins 1-4-42, 0 TDs, 0 INTs.
BRONCOS	— Plummer 23-41-292, 1 TD, 2 INTs.

INTERCEPTIONS

CHIEFS	— McCleon 2-23.
BRONCOS	— None.

SACKS

CHIEFS	— Mitchell 1.0; Browning 1.0; Dalton 1.0; Hicks 1.0; Stills 0.5; Wilkerson 0.5.
BRONCOS	— Williams 1.0; Wilson 1.0; Coleman 0.5; Fatafehi 0.5.

FIELD GOALS

CHIEFS	— Tynes (39).
BRONCOS	— Elam (27).

GAME 15



Chiefs 31, Raiders 30

December 25, 2004 • Arrowhead Stadium • 77,289



OAKLAND	7	14	3	6	- 30
KANSAS CITY	7	14	0	10	- 31

The Chiefs registered their fourth consecutive victory and set a franchise record with their fifth straight 30-point performance as K Lawrence Tynes nailed the game-winning 38-yard FG with 0:22 left to give KC a 31-30 comeback win vs. Oakland on Christmas Day. The game got off to an ominous start for the Chiefs as QB Trent Green had his second pass of the day batted into the air, resulting in an INT by DE Tyler Brayton that set up a five-yard TD catch by WR Jerry Porter just 1:35 into the game. After having a FG blocked on its next possession, KC got on the board with a six-yard TD run by RB Larry Johnson to even the count. However, a three-yard RB Zack Crockett TD put the Raiders back ahead by a 14-7 margin.

TE Tony Gonzalez was the star of the second quarter for KC, hauling in TD receptions of two and 26 yards from Green to give the Chiefs a 21-14 lead at the two-minute warning of the first half. In total, Gonzalez hauled in nine passes in the first half and finished the day with 11 catches for 124 yards. Gonzalez's second TD began a wild sequence to end the first half as Oakland registered a 32-yard TD catch by WR Alvis Whitted and Tynes had a 50-yard FG try hit the crossbar to make the score 21-21 at halftime. A 40-yard K Sebastian Janikowski FG was the only score of the third period, giving Oakland a 24-21 lead entering the fourth quarter.

A four-yard Johnson TD run followed by a 45-yard Janikowski FG gave KC a slim 28-27 edge with 3:49 remaining. Facing third-and-four at the Oakland 38-yard line, Kansas City appeared poised to gain a first down and run out the clock, but Green was sacked and stripped by DT Ted Washington, giving the Raiders new life. Seven plays later, Oakland cashed in with a 46-yard Janikowski FG to take a 30-28 lead with 1:03 left.

Janikowski squibbed the kickoff which was eventually scooped up by WR Dante Hall at the KC 15-yard line. Hall hastily weaved 49 yards downfield, setting the Chiefs up at the Oakland 36-yard line with 0:54 left to play. After a pair of key completions by Green and a three-yard run by Johnson, Tynes nailed his first game-winning kick on fourth-and-seven, giving KC a thrilling Christmas comeback victory.

GAME NOTES

- The Chiefs 26 passing first downs were the most in team history, breaking the previous record of 23 set at Oakland (11/5/00).
- Kansas City's 78 offensive plays were the club's most since having 79 at San Diego (10/3/99).
- TE Tony Gonzalez became just the third player in Chiefs history and only the fifth TE in NFL history with multiple 1,000-yard receiving seasons. He also surpassed TE Kellen Winslow (6,741) for the fourth-highest yardage total by a TE in NFL history.

- RAIDERS** — Porter, 5-yard pass from Collins (Janikowski kick) (3-10, 0:50).
- CHIEFS** — Johnson, 6-yard run (Tynes kick) (10-68, 5:27).
- RAIDERS** — Crockett, 3-yard run (Janikowski kick) (10-62, 5:34).
- CHIEFS** — Gonzalez, 2-yard pass from Green (Tynes kick) (9-44, 4:56).
- CHIEFS** — Gonzalez, 26-yard pass from Green (Tynes kick) (10-88, 3:38).
- RAIDERS** — Whitted, 32-yard pass from Collins (Janikowski kick) (7-69, 1:30).
- RAIDERS** — Janikowski, 40-yard field goal (9-50, 4:49).
- CHIEFS** — Johnson, 4-yard run (Tynes kick) (10-65, 5:03).
- RAIDERS** — Janikowski, 45-yard field goal (6-43, 2:22).
- RAIDERS** — Janikowski, 46-yard field goal (7-29, 0:39).
- CHIEFS** — Tynes, 38-yard field goal (6-16, 0:41).

Team Statistics	Raiders	Chiefs
First Downs	18	32
Total Net Yards	300	433
Rushes/Net Yards	22/100	29/99
Net Passing	200	334
Pass Attempts/Completions	37/18	45/32
Had Intercepted	1	1
Times Sacked/Yards	2.0/17.0	4.0/24.0
Punts/Average	5/43.4	2/55.5
Penalties/Yards	12/90	7/52
Fumbles/Lost	0/0	1/1
Possession Time	25:14	34:46

RUSHING

- CHIEFS** — Johnson 25-79, 2 TDs; Green 2-12; Richardson 2-8.
- RAIDERS** — Fargas 6-38; Crockett 10-32, TD; Redmond 2-16; Zereoue 4-14.

RECEIVING

- CHIEFS** — Gonzalez 11-124, 2 TDs; Kennison 6-79; Johnson 4-43; Horn 4-43; Parker 3-35; Hall 2-14; Dunn 1-13; Richardson 1-7.
- RAIDERS** — Porter 4-57, TD; Zereoue 4-38; Te. Johnson 3-52; Redmond 3-23; Whitted 1-32; Gabriel 1-11; Jolley 1-8; Fargas 1-(-4).

PASSING

- CHIEFS** — Green 32-45-358, 2 TDs, 1 INT.
- RAIDERS** — Collins 18-37-217, 2 TDs, 1 INT.

INTERCEPTIONS

- CHIEFS** — Sapp 1-0.
- RAIDERS** — Brayton 1-24.

SACKS

- CHIEFS** — Allen 1.0; Beisel 1.0.
- RAIDERS** — Irons 1.0; Sapp 1.0; Washington 1.0; Hamilton 0.5; Asomugha 0.5.

FIELD GOALS

- CHIEFS** — Tynes 43B, 50S (38).
- RAIDERS** — Janikowski (40) (45) (46).

GAME 16

Chargers 24, Chiefs 17

January 2, 2005 • Qualcomm Stadium • 64,920



KANSAS CITY.....	0	3	0	14	—	17
SAN DIEGO.....	3	14	0	7	—	24



The Chiefs wrapped up the 2004 season with a 24-17 loss to the AFC West Champion San Diego Chargers at Qualcomm Stadium. After mounting a 24-3 lead midway through the fourth quarter, the Chargers held off a frantic comeback from the Chiefs for a 24-17 win.

Resting several starters, San Diego opened the scoring with a 34-yard field goal. Kansas City seemed poised to answer until an INT at the SD 11-yard line returned the ball to the Chargers.

The Chiefs defense returned the favor minutes later as S Greg Wesley intercepted P Mike Scifres after a bad hold forced him to improvise. Kansas City cashed in on the INT with a 50-yard field goal from K Lawrence Tynes to tie the score at 3-3.

San Diego went back on top with a one-yard TD sneak from QB Doug Flutie. After a Chiefs punt, the KC defense forced another turnover. LB Monty Beisel picked up a fumble forced by CB Benny Sapp. However another Chiefs INT set up the Chargers second TD, this time a 10-yard pass from Flutie to TE Ryan Krause for a 17-3 halftime lead.

The Chargers would push the count to 24-3 when rookie QB Phillip Rivers threw his first career TD pass, a 13-yard completion to WR Malcolm Floyd. Then the Chiefs offense seemed to awaken as a two-yard TD run from RB Larry Johnson cut the lead to 24-10 with 4:15 left in the game.

The Chiefs then recovered an onside kick, turning it into another Johnson score, this time on a 14-yard TD pass to move within 24-17. After an unsuccessful onside kick attempt, the Red and Gold defense forced a punt and gave the ball back to their offense at their own nine-yard line with 0:59 remaining and no timeouts. The Chiefs advanced to the KC 30-yard line, but Green's deep pass attempt to Hail was intercepted by CB Drayton Florence, ending the Kansas City comeback bid and the 2004 season.

In the loss, the Chiefs did manage to set several impressive records. With 26 first downs, Kansas City established an NFL record for first downs in a season with 398. TE Tony Gonzalez established a Chiefs single-game record with 14 catches good for 144 yards, the second-highest total of his NFL career. The Pro Bowl TE also set an NFL single-season record for catches by a tight end with 102, passing New England TE Ben Coates who caught 96 passes in '94. Gonzalez broke the Chiefs single-season record for catches and set the club record for receptions in a game as well. QB Trent Green also capped a brilliant season by breaking Chiefs records for both completions (369) and passing yards (4,591) in a season.

GAME NOTES

- TE Tony Gonzalez's 14 receptions were the second-highest single-game total by a tight end in NFL history. San Diego TE Kellen Winslow had 15 receptions at Green Bay (10/7/84).
- QB Trent Green established a single-season franchise record with his eighth 300-yard passing game of the season.
- DE Eric Hicks registered his fifth sack of the season, giving him 40.5 in his career, moving him ahead of DT Bill Maas (40.0) for fifth in KC history.

- CHARGERS** — Kaeding, 34-yard field goal (9-50, 4:04).
- CHIEFS** — Tynes, 50-yard field goal (10-39, 5:26).
- CHARGERS** — Flutie, 1-yard run (Kaeding kick) (8-87, 4:44).
- CHARGERS** — Krause, 10-yard pass from Flutie (Kaeding kick) (5-64, 0:40).
- CHARGERS** — Floyd, 13-yard pass Rivers (Kaeding kick) (4-39, 2:11).
- CHIEFS** — Johnson, 2-yard run (Tynes kick) (8-78, 3:01).
- CHIEFS** — Johnson, 14-yard pass from Green (Tynes kick) (8-61, 2:00).

Team Statistics	Chargers	Chiefs
First Downs	21	26
Total Net Yards	353	443
Rushes/Net Yards	29/138	20/70
Net Passing	215	373
Pass Attempts/Completions	31/18	53/33
Had Intercepted	1	4
Times Sacked/Yards	2.0/17.0	0.0/0.0
Punts/Average	4/39.0	2/39.0
Penalties/Yards	7/50	5/45
Fumbles/Lost	4/1	0/0
Possession Time	29:49	30:11

RUSHING

- CHIEFS** — Johnson 17-46, TD; Horn 1-12; Green 1-7; Gonzalez 1-5.
- CHARGERS** — Turner 15-87; Pinnock 9-26; Flutie 3-25, TD; Shaw 1-1; Rivers 1-(-1).

RECEIVING

- CHIEFS** — Gonzalez 14-144; Johnson 8-115, TD; Kennison 4-73; Parker 3-18; Horn 2-12; Richardson 1-8; Dunn 1-3.
- CHARGERS** — Krause 5-81, TD; Turner 4-8; Floyd 3-49, TD; Pinnock 3-26; Osgood 2-55; Peelle 1-13.

PASSING

- CHIEFS** — Green 33-53-373, 1 TD, 4 INTs.
- CHARGERS** — Flutie 13-22-199, 1 TD, 0 INTs; Rivers 5-8-33, 1 TD, 0 INTs; Scifres 0-1-0, 0 TDs, 1 INT.

INTERCEPTIONS

- CHIEFS** — Wesley 1-25.
- CHARGERS** — Kiel 1-31; Florence 1-9; Dingle 1-1; Wilhelm 1-0.

SACKS

- CHIEFS** — Hicks 1.0; Team 1.0.
- CHARGERS** — None.

FIELD GOALS

- CHIEFS** — Tynes (50) 33WR.
- CHARGERS** — Kaeding (34).

CHIEFS HISTORY

AFL ORIGINS

1958 — Lamar Hunt's efforts to acquire an expansion NFL franchise for his hometown of Dallas were rebuked by the league. However, his desire to secure a professional football franchise was further heightened after watching the historic '58 NFL Championship Game between Baltimore and the N.Y. Giants.

1959 — After another attempt at landing an NFL expansion franchise for Dallas was spurned, NFL officials suggested that Hunt contact the Wolfner family, owners of the Chicago Cardinals franchise. Violet Bidwell Wolfner, mother of current Cardinals owner William Bidwell, and her husband Walter eventually agreed to sell Hunt 20 percent of the Cardinals franchise. Hunt declined the opportunity. He then conceived the concept of forming a second league. "Why wouldn't a second league work?" Hunt recalled. "There was an American and National League in baseball, why not football?" Hunt contacted several other individuals who had expressed interest in the Cardinals franchise — Bud Adams (Houston), Bob Howsam (Denver), Max Winter and Bill Boyer (Minneapolis) — and gauged their interest in forming a second league. Adams quickly signed on and the young league, albeit still very much in its infancy stages, already had its first rivalry.

With four teams in the ranks including Hunt's Dallas franchise, he sought franchisees in New York and Los Angeles. Before ownership in those cities was secured, Hunt sought the NFL's blessing for his endeavor, hoping that NFL Commissioner Bert Bell would oversee both leagues. "I told myself I didn't want to go into this if it meant some kind of battle," Hunt remembered. "Of course, this was one of the more naive thoughts in the history of pro sports." Although the NFL wanted no part of Hunt's new league, Hunt gave his blessing for Bell to mention it in the course of his testimony before a Congressional committee on July 28th. "At that point, no one had put up a penny and I had no commitments from New York or Los Angeles," Hunt continued. "But Bert Bell had announced it. We were in business."

Within weeks, Barron Hilton (Los Angeles) and Harry Wismer (New York) agreed to enter the six-team league. On August 14th, the first meeting of the new league was held in Chicago. Charter memberships were issued to six original cities — Dallas, New York, Houston, Denver, Los Angeles and Minneapolis. The league was officially christened the American Football League on August 22nd. Ralph Wilson (Buffalo) was extended the league's seventh franchise on October 28th and William Sullivan (Boston) became the league's eighth owner on November 22nd, the date of the inaugural AFL draft, which lasted 33 rounds. All eight original owners agreed to contribute \$25,000 and to post a performance bond of \$100,000. "Before there was a

player, coach or general manager in the league, there was Lamar Hunt," said Sullivan. "Hunt was the cornerstone, the integrity of the league. Without him, there would have been no AFL."

In November, the league nearly disbanded before it even played a single game. Winter announced that he was withdrawing from the league to accept an NFL franchise for Minneapolis. The NFL now envisioned an expansion franchise for Dallas, as well, but Hunt declined that offer. "It (the AFL) was so important to me," Hunt said. "I had a lot of money in it, a lot invested in it. Emotionally, I spent a lot of time, effort and energy on it. I felt an obligation. A guy like Billy Sullivan had everything he had in it. It wouldn't have been the right thing to do."

The AFL forged forward as former World War II hero and two-term South Dakota governor Joe Foss was named commissioner on November 30th. A second, 20-round AFL draft was held on December 2nd. Hunt pursued both legendary University of Oklahoma coach Bud Wilkinson and N.Y. Giants defensive assistant Tom Landry to lead his Texans franchise. Wilkinson opted to stay at Oklahoma, while Landry was destined to coach the NFL's franchise in Dallas. Hunt settled on a relatively unknown assistant coach from the University of Miami (Florida), Hank Stram. "One of the biggest reasons I hired Hank was that he really wanted the job," Hunt explained. "It turned out to be a very lucky selection on my part."

THE FOOLISH CLUB



The American Football League Owners, 1961 — Seated from left: K.S. "Bud" Adams (Houston), Joe Foss (AFL Commissioner). Standing from left: Bill Sullivan (Boston), Cal Kunz (Denver), Ralph Wilson (Buffalo), Lamar Hunt (Dallas), Harry Wismer (New York), Wayne Valley (Oakland), Barron Hilton (San Diego).

The whole idea of the AFL seemed so far-fetched, the eight team owners were whimsically named "The Foolish Club." Lamar Hunt credited Wayne Valley of the Oakland ownership group for coining that moniker. "I was an amateur photographer and had taken some color pictures of the '64 season," Hunt explained. "I sent out a montage as Christmas gifts one year. At the top was the hand-lettered phrase, *The Foolish Club.*" Both the name and the league would stick.

1960 — Hunt was elected President of the AFL on January 26th. Minneapolis officially withdrew from the AFL on January 27th. An ownership group from Dallas was awarded an expansion NFL franchise on January 28th to begin play that season in direct competition with the Texans. That same day, AFL owners approved the two-point conversion rule which was utilized for the AFL's 10-year existence, a rule that wouldn't resurface in the NFL for 34 more years. On January 30th, Oakland replaced Minneapolis as the eighth AFL outpost. In another ironic twist, the Chicago Cardinals franchise which Hunt had attempted to purchase a year earlier received permission from the NFL to transfer to St. Louis on March 13th. Perhaps the most important moment in the AFL's formative years came on June 9th when the league signed a five-year television contract with ABC that paid each club \$112,000 during the '60 season.



The Texans set up offices in the Mercantile Securities Building, while Foss headquartered the AFL offices out of Dallas, as well. The Texans shared the Cotton Bowl for three seasons with the NFL's Cowboys. Reserved seats were \$4, general admission \$2 and high school students paid \$.90 that initial season. Dori Rossi served as the team's General Manager until November when he was succeeded by Jack Steadman. The Texans conducted their inaugural training camp at the New Mexico Military Institute in Roswell, NM. The club embarked on a whirlwind preseason barnstorming tour that featured road games in Oakland, Tulsa, Boston, Abilene and Little Rock. An announced crowd of 51,000 at the Cotton Bowl witnessed a 24-3 victory vs. Houston (9/2) as the club concluded a perfect 6-0 preseason record.

The initial regular season victory in team history came by a 34-16 count at Oakland (9/16) thanks to 88 rushing yards, a TD and two FGs from FB Jack Spikes (TCU). In addition to Spikes, the Texans also had a strong home-state identity with QB Cotton Davidson (Baylor), LB Sherrill Headrick (TCU) and RB Abner Haynes (North Texas State). Haynes led the league with 875 rushing yards and nine TDs, as well as combined net yards (2,100) and punt return average (15.4). Haynes' combined net yardage mark remained a franchise record until 2001. Thanks to Haynes, the Texans had a flashy, high-scoring club, which finished the year at 8-6 as three close losses kept the squad from challenging for the division title. The Texans averaged 24,500 for their home games, the highest average in the league.

1961 — Don Klosterman joined the franchise as Director of Player Personnel and a wealth of college talent was infused into the franchise's veins. The Texans and the NFL's Dallas Cowboys both drafted LB E.J. Holub (Texas Tech), described by many scouts as "the best football player in America." Holub decided to play for the Texans, joining three future Chiefs Hall of Famers — DT/DE Jerry Mays (SMU), TE Fred Arbanas (Michigan State) and T Jim Tyrer (Ohio State) — as part of the club's draft class. The club moved its training camp to Hunt's alma mater of SMU and started the regular season at 3-1 before hitting a six-game losing skid, the longest such streak of Stram's tenure with the franchise. One of those losses was a 28-21 decision in a Friday night contest at Boston (11/3) which featured a bizarre ending as a raincoat-clad fan knocked down a potential game-tying TD from Davidson to E Chris Burford on the game's final play. The team rebounded to claim wins in three of its final four contests to finish 6-8, marking the club's second straight finish behind the Chargers in the AFL West standings.

1962 — Stram was named Coach of the Year and RB Curtis McClinton (Kansas) was named the '62 AFL Rookie of the Year. Haynes became the franchise's first 1,000-yard rusher, concluding the season with 1,049 yards and an AFL-high 13 rushing TDs.

The Texans clinched their initial AFL Western Division Championship in November and finished with an 11-3 regular season record. Dallas won the '62 AFL Championship when K Tommy Brooker connected on a 25-yard field goal during the second overtime of the title game, giving the Texans a 20-17 victory at Houston (12/23). Spanning an elapsed time of 77:54, the game still stands as the second-longest contest in pro football history as the franchise claimed its first of three AFL titles.



LENNY THE COOL

A pivotal moment in franchise history took place on July 2, 1962 when Hank Stram signed free agent QB Len Dawson. Dawson entered the NFL as a first-round draft pick of Pittsburgh in '57, but was waived by Cleveland on June 12th. After spending five uneventful years in the NFL

with the Steelers and Browns, Dawson received his final shot at pro football redemption from Stram. Convinced that Dawson was the man to lead the franchise on the field, the only trade personally orchestrated by Lamar Hunt in team history occurred after the season's first game when the Chiefs sent QB Cotton Davidson to Oakland in exchange for the Raiders first-round pick in '63, a pick that was used to select Hall of Fame DT Buck Buchanan. As for Dawson he didn't disappoint in '62, throwing 29 TD passes to earn AFL Player of the Year honors.

GOIN' TO KANSAS CITY

1963 — Despite the Texans championship season in '62, the Dallas market simply could not sustain two professional football franchises. Kansas City Mayor H. Roe Bartle learned of Hunt's interest in a new home for the Texans and extended an invitation for Hunt and Jack Steadman to move the franchise to Mid-America. After the duo visited Kansas City on an incognito basis, an ambitious campaign took shape to deliver on Bartle's

guarantee to Hunt of tripling the season-ticket base the Texans had enjoyed in Dallas. Kansas City's mayor, nicknamed "The Chief," also promised to add 3,000 permanent seats to Municipal Stadium, as well as 11,000 temporary bleacher seats. Along with Bartle, a number of other prominent Kansas Citians stepped forward to aid in the efforts, putting together more than 1,000 workers to sell season tickets. On May 22nd, Hunt announced he was moving the franchise to Kansas City. Hunt and Stram jested at one point about calling the relocated team the Kansas City Texans, but thanks to the insistence of Steadman and a "name-the-team" contest, the Chiefs were officially christened on May 26th, in part to honor the efforts of Bartle. During their inaugural season in Kansas City, the Chiefs charged \$7 for box seats and \$6 for reserved seats at Municipal Stadium.

Three highly-touted draft choices began their tenures with the club in '63. Hunt's trade of Davidson landed the number one overall selection in the AFL Draft which Kansas City used to select Hall of Fame DT Buck Buchanan (Grambling). Ironically, the Raiders would later draft Hall of Fame G Gene Upshaw in '67 for the express purpose of blocking Buchanan. The Chiefs tabbed G Ed Budde (Michigan State) with their own number one selection, while stealing another future Hall of Fame inductee, LB Bobby Bell (Minnesota) in the seventh round. Buchanan, Budde and Bell all became starters on their way to a combined 526 games with the team. The first appearance of the Chiefs in Municipal Stadium attracted just 5,721 fans for a 17-13 preseason victory vs. Buffalo (8/9). Tragedy struck the



Stram

club when rookie RB Stone Johnson (Grambling), who was a sprinter in the '60 Olympics in Rome, suffered a fractured vertebra in his neck in a preseason game vs. Oakland (8/30) in Wichita, KS. He died 10 days later on September 8th and his jersey number 33 was subsequently retired. Kansas City opened the regular season with a 59-7 victory at Denver (9/7), a contest that remains the highest-scoring effort in team history. On October 1st, the club moved into its new Swope Park practice facility located on East 63rd Street, where the team's headquarters remained until the opening of Arrowhead Stadium in '72. The Chiefs managed just one win and two ties in their next nine games before racking up three consecutive wins to close the year at 5-7-2.

1964 — On January 29th, the AFL and NBC signed a landmark five-year, \$36-million television contract beginning with the '65 season. The Chiefs began the year with a 2-1 mark before dropping three consecutive games as several of the team's best players, including LB E.J. Holub, TE Fred Arbanas and S Johnny Robinson, missed numerous games with injuries. Arbanas missed the final two games of the year after undergoing surgery to his left eye, in which he suffered almost total loss of vision. RB Mack Lee Hill (Southern), who signed with the club as a rookie free agent and received a mere \$300 signing bonus, muscled his way into the starting lineup and earned a spot in the AFL All-Star Game. The club rounded out the season with two consecutive wins to close the season at 7-7, finishing second in the AFL West behind San Diego (8-5-1). An average of just 18,126 fans attended each home game at Municipal Stadium, prompting discussion at the AFL owners' meeting about the Chiefs future in Kansas City.

BIDDING WARS, MERGER TALKS & GLORY DAYS

1965 — The AFL and NFL had been openly competing for talent for years, but that bidding war for players heated up for the Chiefs in '65. Kansas City made RB Gale Sayers (Kansas) their first-round draft pick, but Sayers eventually signed with the Chicago Bears.

The club suffered a devastating blow when RB Mack Lee Hill suffered torn ligaments in his right knee in the next-to-last regular season game of the year at Buffalo (12/12). Following what was expected to be a routine surgery on December 14th at Menorah Hospital in Kansas City, Hill died from what was termed "a sudden and massive embolism." Hunt called Hill's death "the worst shock

possible." Beginning the following year, the club annually bestowed the Mack Lee Hill Award on its top rookie or first-year performer in honor of this fallen young star. Just days after Hill's unexpected death, the mourning Chiefs defeated Denver (12/19) to finish the year with a 7-5-2 record.

1966 — The escalation in player salaries paid by the two leagues eventually led to a series of clandestine meetings between Hunt and Tex Schramm of the Cowboys that began in April at Love Field in Dallas. While merger groundwork was being laid, the Chiefs engaged in more subterfuge during the '66 draft. DE Aaron Brown (Minnesota) was highly coveted by many clubs, including the NFL's Steelers. The Steelers couldn't

locate Brown on draft day since he was already aboard a flight with Hunt, who carried out the first mid-air signing in team history. Despite being drafted in the 20th round of the AFL Draft, the Chiefs signed Heisman Trophy RB Mike Garrett (USC) who earned AFL Rookie of the Year honors. Plans for the AFL-NFL merger were officially announced by NFL Commissioner Pete Rozelle on June 6th. The Chiefs started the season at 3-0, including a 32-10 win at Oakland (9/18) in the first contest played at the Oakland-Alameda County Coliseum. A crowd of 43,885 attended the Chiefs home opener vs. defending

AFC Champion Buffalo (10/2), the largest ever to witness a sports event in Kansas City at the time. The Chiefs dropped a 29-14 decision to the Bills, but after the contest, Stram and Buffalo head coach Joe Collier negotiated a trade in the middle of the field. Kansas City got K Mike Mercer for a fifth-round pick, solidifying one of the few weaknesses on the squad. Dawson led the league in passing, while Taylor became the first 1,000-yard receiver in franchise history, registering 1,297 yards.

The Chiefs finished three games in front of Oakland to claim an AFL West title with an 11-2-1 record, setting the stage for the franchise's second trip to the AFL Championship Game.

1967 — Using a dazzling I-formation offense and a smothering defense, the Chiefs claimed a dominating 31-7 victory in the AFL title game at Buffalo (1/1) on the same day that future Chiefs star Derrick Vincent Thomas was born in Miami, Florida. That victory propelled Kansas City to the first AFL-NFL World Championship Game, later renamed Super Bowl I. The term "Super Bowl" was coined by Hunt during a committee meeting, inspired by a "Super Ball" owned by each of his three children. Although not officially adopted until the third



THE OTIS ACQUISITION

One of the more colorful tales in franchise lore transpired days before the '65 draft. The Cowboys had WR Otis Taylor (Prairie View A&M) sequestered at the Continental Hotel in Dallas. Chiefs scout Lloyd Wells, who was instrumental in the signing of many key players during the '60s, thought he had Taylor's services secured for the Chiefs when he learned of the Cowboys chicanery. After ascertaining the receiver's location from Taylor's mother, Wells posed as a reporter from Ebony magazine and slipped his phone number to Taylor unbeknownst to a Cowboys "bodyguard" watching Taylor's hotel door. At 3:00 AM one of the greatest "escapes" in franchise history was consummated as the receiver climbed out a bathroom window and into an awaiting Cadillac. Taylor and Wells boarded a flight for Kansas City later that morning and Taylor, with a shiny new vehicle in his possession, was subsequently drafted by the Chiefs in the fourth round, beginning an illustrious Kansas City career.



such AFL-NFL World Championship Game, the name Super Bowl was seized upon by the media and quickly became a part of the worldwide sports lexicon. At the Los Angeles Memorial Coliseum, the Chiefs met Vince Lombardi's powerful Green Bay Packers (1/15). The Chiefs played the Packers close for a half, trailing 14-10, but Green Bay took control in the final two quarters, winning the game by a score of 35-10.

The club's special teams

got a boost with the addition of K Jan Stenerud (Montana State), who originally enrolled in school on a skiing scholarship and KR Noland "Super Gnat" Smith (Tennessee State). Interest in the team skyrocketed,

forcing an increase in seating capacity at Municipal Stadium from 40,000 to 47,000. In June, Jackson County voters approved a \$43 million bond issue for construction of The Truman Sports Complex. The first contest between AFL and NFL teams in Kansas City resulted in a commanding 66-24 Chiefs victory vs. Chicago at Municipal Stadium (8/23). Injuries again hit the club hard during the regular season as the Chiefs clawed their way to a 9-5 record.



LEGENDARY LINEBACKERS

The Chiefs found a pair of linebacking gems in the second round of the '67 draft in #51 Jim Lynch (Notre Dame) and #63 Willie Lanier (Morgan State). That duo joined #78 Bobby Bell to form one of the most legendary linebacker trios in pro football annals.

just five snaps as a rookie in '68. However, Livingston engineered a five-game winning streak, while getting plenty of help from the club's defense. The team's home opener at Municipal Stadium was played in a daylong deluge referred to as a "frog-strangler" by Chiefs radio broadcaster Bill Grigsby. The Chiefs and Oilers combined for 14 fumbles in a 24-0 Kansas City victory (10/12). Dawson returned to the starting lineup in a 27-3 win vs. San

Diego (11/9) and guided the club to three wins in the season's next four games. Broncos coach Lou Saban was infuriated following the Chiefs 31-17 win vs. Denver (11/27). Trailing 24-17 late in the game, Denver attempted an

onside kick that was recovered by LB Bobby Bell, who promptly returned that kick for a 53-yard TD. Livingston started the following week vs. Buffalo (12/7) for an again-injured Dawson, who returned for the regular season finale at Oakland (12/13). A 10-6 loss vs. the Raiders gave the Chiefs an 11-3 record, good for second in the division behind Oakland (12-1-1). In an AFC Divisional Playoff Game at the N.Y. Jets (12/20), Kansas City rode its dominating defense which produced a crucial goal-line stand en route to a 13-6 win over the defending Super Bowl champions to set up a rematch with the Raiders in the final AFL Championship Game.

CHIEFS SMASH N.F.L. BEARS, 66-24

Striking for 32 Points in Second Quarter, Kansas City Rolls Up Record Score in Exhibition Before 33,041 Fans in the Municipal Stadium

1968 — A debate raged in Kansas City whether the club's new stadium should be built downtown or at a "remote" location. A location in Eastern Jackson County was chosen as the site and groundbreaking ceremonies took place in July with plans calling for a unique "rolling roof" design. The '68 Chiefs boasted one of the finest defenses ever assembled by the club, allowing a franchise-low 170 points (12.1 ppg). The nucleus of the defensive unit was clearly in its prime, producing six AFL All-Stars, including all three of the squad's linebackers. Offensively, Dawson led the AFL in passing for the fourth time. The Chiefs began the season with a 7-1 record and rattled off five straight victories to close the regular season at 12-2, sharing the AFL West crown with the Raiders and setting up an AFL Western Division Playoff Game. Kansas City lost a 41-6 decision at Oakland (12/22) in the club's first postseason outing since Super Bowl I as the Raiders advanced to the AFL Championship Game against the N.Y. Jets.

1969 — The Chiefs continued the momentum they built during the '68 campaign by posting a perfect 6-0 record during preseason play. Kansas City began the regular season with four consecutive road games for the only time in team history. After a decisive 27-9 win at San Diego (9/14), the club posted a 31-0 shutout at Boston (9/21), but Dawson sustained a knee injury against the Patriots. The once-optimistic picture for the Chiefs went from bad to worse the following week when backup QB Jacky Lee went down with a broken ankle in a 24-19 loss at Cincinnati (9/28). That injury left the team's most crucial position in the hands of second-year QB Mike Livingston, who took

1970 — In the final game in AFL history, the Chiefs became the league's only three-time champions, defeating the Raiders by a 17-7 count at Oakland (1/4). Making the victory even more satisfying for the Chiefs was the fact that the Raiders players had to sheepishly walk out of the stadium with the luggage they had packed for New Orleans and Super Bowl IV. During the days preceding Kansas City's clash with the heavily-favored Vikings, unsubstantiated media reports associating Dawson with a known gambler hounded the Chiefs quarterback. The night before the game, Ed Sabol of NFL Films approached Vikings coach Bud Grant about being miked for the game. Grant declined, but Stram accepted. As both the Chiefs

THREE-TIME AFL CHAMPIONS

With a 17-7 win over the Oakland Raiders in the '69 AFL Championship Game, Kansas City became the only team in AFL history to claim three league titles. The club also won AFL Championships in '62 and in '66. During the AFL's 10-year existence, the Chiefs compiled a league-best 87-48-5 (.639) regular season record under head coach Hank Stram.



Hunt and Stram

and the cameras rolled, Stram clamored for his team to run "65 toss power trap" and to "keep matriculating the ball down the field." The Chiefs used the game as a crusade for the American Football League and wore "AFL-10" patches which referred to the league's 10-year existence. The Chiefs used three Stenerud FGs and a Garrett TD run to take a 16-0 halftime lead. A dynamic 46-yard TD pass from Dawson to Taylor in the third quarter sealed the victory as Dawson was named the game's Most Valuable Player. Perhaps the griciest performance of the day came from S Johnny Robinson, who registered two interceptions and a fumble recovery despite playing with three broken ribs. At approximately 5:20 PM, the final seconds ticked off the clock at Tulane Stadium as the biggest moment in Kansas City sports history came to a peak as the Chiefs were crowned World Champions by claiming a 23-7 victory in Super Bowl IV (1/11). A victory parade ensued upon the club's triumphant return to Kansas City the following day.

Replicating the success of '69 proved a difficult task for Stram and company. RB Mike Garrett, who was the club's all-time leading rusher at the time, was traded to San Diego and replaced in the lineup by RB Ed Podolak. Despite a 44-24 win at Baltimore (9/28) in just the second-ever telecast of ABC's Monday Night Football package, the Chiefs owned a 3-3-1 record at the season's midpoint. One of the season's pivotal junctures came in a 17-17 tie vs. Oakland (11/1). The Chiefs were ahead 17-14 when Dawson apparently sealed the win, running for a first down which would have allowed Kansas City to run out the clock. While on the ground, Dawson was speared by Raiders DE Ben Davidson in an infamous incident that cost the Chiefs a victory and further inflamed the already heated Chiefs-Raiders rivalry. WR Otis Taylor retaliated and a bench-clearing brawl ensued. Offsetting penalties were called, nullifying Dawson's first down. The Chiefs were forced to punt and Raiders K George Blanda eventually booted a game-tying FG with 0:08 remaining. That tie ultimately cost the Chiefs a tie with Oakland for the division crown as Kansas City finished the year with a 7-5-2 record, while the Raiders went 8-4-2.

1971 — The '71 Chiefs were regarded by many as the finest squad ever assembled by the franchise, including Lamar Hunt. "I always thought that was the peak of our best team, our '71 squad," Hunt recalled. The '71

Chiefs fielded perhaps the most complete squad in franchise history, featuring a team-record 11 Pro Bowl performers. Offensively, WR Otis Taylor led the league with 1,110 receiving yards. The longstanding linebacking trio of Willie Lanier, Bobby Bell and Jim Lynch was the league's best. The offensive line was headlined by G Ed Budde and T Jim Tyrer, while the defensive front



Podolak

featured a pair of Pro Bowlers in DTs Buck Buchanan and Curley Culp. Both K Jan Stenerud and P Jerrel Wilson represented the squad in the Pro Bowl, as well. The '71 squad became the first in team annals to register two Monday Night Football wins. After bolting to a 5-1-1 start, the club went 5-2 during the second half of the season to finish the year at 10-3-1. A 16-14 victory at Oakland (12/12) gave the franchise its initial AFC West title.

The great promise of the '71 campaign ended dramatically in the longest game in NFL history, an AFC Divisional Playoff Game played on Christmas Day. It took 82:40, but a 37-yard FG from Dolphins K Garo Yepremian finally ended this epic as Miami claimed a 27-24 double OT win in the final football contest played at Municipal Stadium. Podolak accounted for an incredible 350 combined net yards, a figure that remains an NFL postseason record. The baton of power in the AFC was officially passed to the Dolphins, who went on to appear in three consecutive Super Bowls. It would be the Chiefs last playoff appearance for 15 years, effectively signaling the conclusion of the franchise's original glory days.

FOND FAREWELLS

1972 — The last original member of the '60 Dallas Texans departed on July 12th when S Johnny Robinson announced his retirement at training camp. Meanwhile, QB Len Dawson ended speculation about his retirement by signing a two-year contract. Hunt became the first AFL figure to be inducted into the Pro Football Hall of Fame on July 29th.

ARROWHEAD OPENS

After two different construction strikes and a myriad of other delays, Arrowhead Stadium was officially dedicated on August 12, 1972 when the Chiefs registered a 24-14 victory vs. the St. Louis Cardinals. RB Ed Podolak scored the first TD in the facility. "It was supposed to be finished on July 1st and it wasn't even close," recalled Jack Steadman. In fact, seats weren't even installed yet in some areas of the stadium, including Hunt's private suite, where guests sat on folding chairs that inaugural year. Regular season ticket prices for the team's first season in Arrowhead were \$8 for box seats and \$7 for reserved seating. Mayor H. Roe Bartle is shown at right trying out the first seat installed in Arrowhead.



The Chiefs lost a 20-10 decision vs. Miami (9/17) on Opening Day at Arrowhead in front of a crowd of 79,829. Municipal Stadium hosted its final pro sporting event as the Royals defeated the Rangers by a 4-0 count (10/4). A standing-room-only crowd of 82,094 fans was in attendance for a 27-14 victory vs. Oakland (11/5), the largest "in-house" attendance total for an NFL contest in Arrowhead's history. After a 5-3 start, a three-game losing streak effectively eliminated the club from playoff contention. An 8-6 record was good enough for only a second-place finish in the AFC West behind Oakland. LB Willie Lanier became the first Chiefs player to receive the prestigious NFL Man of the Year Award.

1973 — The defense kept the club in virtually every game thanks to a nucleus that still included the bulk of the squad's Super Bowl IV starters. QB Mike Livingston started in a 23-13 Opening Day loss vs. Oakland (9/16), but Dawson returned to rally the club for three consecutive wins to get the club off to a 3-1 start for a third straight

year. Inconsistency and injuries took their toll down the stretch, though. Dawson made his final start of the year in a 23-14 loss at Buffalo (10/29) and was replaced for the remainder of the year by Livingston, beginning a string of three straight seasons in which both players split time at the position. Livingston led the club to three straight wins, putting the team in first place in mid-November with a 6-3-1 record. A 1-2-1 ledger over the season's final month ended the club's postseason aspirations as the team finished the year in a second-place tie with Denver at 7-5-2. Dawson became the second Chiefs player in as many years to win the NFL Man of the Year Award.

1974 — The AFC-NFC Pro Bowl was held at Arrowhead on January 20th with the AFC claiming a 15-13 win thanks to five FGs from Miami K Garo Yepremian.

While the club's sparkling new facility was drawing rave reviews, the Chiefs roster was beginning to show its age. The result was the team's first losing season in 11 years as the club was unable to string together consecutive victories during the year, a first in franchise history. Many of the club's key players were entering the twilight of their careers: Dawson was 39, T Jim Tyrer was 35, LB Bobby Bell, DT Buck Buchanan and G Ed Budde were 34, T Dave Hill was 33 and WR Otis Taylor was 32. One of the year's few bright spots in the 5-9 season was CB Emmitt Thomas, who led the league with a franchise-record 12 INTs. The final game of the '74 campaign marked the final time all five of Kansas City's Pro Football Hall of Fame players from the club's Super Bowl era took the field together with Stram. Including Lamar Hunt and five future Vikings Hall of Famers, an amazing total of 12 Hall of Fame inductees were involved in that '74 game. That 35-15 loss vs. Minnesota (12/14) provided an anti-climatic conclusion to Stram's illustrious coaching career in Kansas City and was also the final game in a Chiefs uniform for eight-time All-Pro LB Bobby Bell. Three days later, the only head coach in franchise history was relieved of his duties on December 27th after compiling a 124-76-10 regular season record with the club.

1975 — San Francisco 49ers defensive coordinator Paul Wiggin was named the second head coach in franchise history on January 23rd. A former Pro Bowl defensive end for the Cleveland Browns, Wiggin inherited the unenviable task of rebuilding a squad whose pool of talent had been largely depleted due to age and a number of ill-fated trades that had left the club devoid of first-round draft choices in '73 and '75. After an 0-3 start to the season, Wiggin directed the Chiefs to three straight wins, beginning with a convincing 42-10 victory vs. Oakland (10/12). The highlight of the season was a 34-31 upset win at Dallas (11/10) on Monday Night Football. But the club could not maintain that success. Owning a 5-5 record heading into the homestretch of the season, injuries to a number of key players crippled the team. The team dropped its final four contests of the year to finish at 5-9 for the second consecutive season. The regular season finale

at Oakland (12/21) marked the final games in the Hall of Fame careers of Dawson and Buchanan.

1976 — Buchanan officially hung up his spikes in February, while Dawson announced his retirement on May 1st. Off the field, Jack Steadman was promoted to President and Jim Schaff was named General Manager in August. On the field, Kansas City's fortunes didn't improve in the second year of the Wiggin regime. The club dropped three straight home games before suffering a 50-17 setback at Buffalo (10/3), opening the season at 0-4 for the first time in team history. The team registered a 3-1 record during a successful midseason



Livingston

stretch, but could not maintain that momentum. After lingering in Dawson's shadow for eight seasons, QB Mike Livingston was firmly entrenched as the team's starter, becoming the first signal-caller to start every regular season game since Dawson in '68. Even though he played well and rallied the squad for wins in two of the season's final three games, the Chiefs still ended the year with their third consecutive 5-9 record. RB Ed Podolak surpassed RB Abner Haynes as the all-time leading ground gainer in team history in the final game of the year vs. Cleveland (12/12). RB MacArthur Lane was another offensive threat, becoming the first player in franchise history to lead the league in receptions (66). One of the club's final ties to its glory days was severed when the dismantling of Municipal Stadium began on April 13th. A portion of the site was later developed into a community garden.



1975 COACHING STAFF

Front Row (left to right): Tom Pratt, head coach Paul Wiggin, Les Miller (Director of Player Personnel) and Tom Bettis. Back Row: Chet Franklin, Steve Ortmayer, Joe Spencer, Bob Schnelker and Vince Costello.

1977 — On the field, the Chiefs suffered their worst season ever, winning just twice and undergoing a midseason coaching change. An 0-5 start doomed the squad with a 44-7 loss at Cleveland (10/30) effectively sealing Wiggin's fate. Despite the club's record Wiggin was still a popular figure in Kansas City, but was nonetheless relieved of his duties on Halloween, marking the only in-season coaching switch in team history. Wiggin concluded his tenure with an 11-24 record. Defensive backs coach Tom Bettis was named interim coach and claimed a 20-10 victory vs. Green Bay (11/6) in the club's initial contest under his direction, but it was the only victory of his brief head coaching tenure. The team endured a six-game losing streak to conclude the season at 2-12. Bettis and the remainder of the coaching staff assembled by Wiggin were released on December 19th one day after a 21-20 loss at Oakland (12/18) in the regular season finale. Marv Levy, the former head coach of the CFL's Montreal Alouettes, was named the fourth head coach in franchise history on December 20th.

The heart and soul of the Chiefs once-vaunted defense departed when roommates Lanier and Lynch, who both joined the club together as second-round draft picks in '67, retired following the '77 campaign. Baltimore later acquired Lanier's rights in a trade, but failed to lure him out of retirement.

THE LEVY ERA

1978 — Levy's systematic restocking of a relatively barren defensive roster began with a '78 draft class that included a pair of future Chiefs Hall of Fame enshrinees in DE Art Still (Kentucky) and LB Gary Spani (Kansas State). Another tie to the club's Super Bowl IV team was cut when RB Ed Podolak, who was the club's all-time leading rusher at the time, retired on June 15th. Perhaps Levy's most unconventional tactic in rebuilding the Chiefs was installing the Wing-T offense. "It was a situation where we took over a team that had the worst defensive record in the history of the National Football League," he later explained. "We wanted to keep that defense off the field, so we ran the ball 60 times a game." The '78 Chiefs ran and ran often, posting franchise records with 663 rushing attempts and 2,986 ground yards. Levy's squad ran the ball a staggering 69 times in a 24-23 Opening Day win at Cincinnati (9/3), the most rushing attempts in an NFL contest since '48. Five different players had 100-yard rushing games during the year, including RB Tony Reed who finished the season with 1,053 yards to become the team's first 1,000-yard back since '67. Despite the squad's Opening Day success, the club lost 10 of its next 11 games, including a pair of OT decisions. However, the team showed signs of improvement with the defense recording a 23-0 shutout vs. San Diego (11/26) as the club concluded its first 16-game schedule with a 4-12 mark.

1979 — Kansas City owned a pair of picks in the first round of the draft, selecting DE Mike Bell (Colorado State) and QB Steve Fuller (Clemson). By the season's third game, Fuller had supplanted QB Mike Livingston as the club's starter. With Fuller at the helm, the Chiefs owned a 4-2 record after six games, but a five-game midseason losing stretch sullied that effort. Despite finishing fifth in the AFC West for a second straight season, Kansas City's 7-9 record was a notable accomplishment considering the fact that the division's other four clubs all posted winning records for a second consecutive season. The Chiefs lost a 3-0 decision at Tampa Bay (12/16) in one of the most water-logged contests in franchise annals. As both clubs struggled to move the ball under moonsoon-like conditions, a late, fourth-quarter FG by the Buccaneers averted the NFL's first scoreless tie since '43.

1980 — An infusion of new talent continued at Arrowhead. G Brad Budde (USC), the son of Chiefs Hall of Fame G Ed Budde, was selected as the club's first-round draft choice, making the Buddes the first father-son combination to become first-round draftees of the same team in NFL history. In a then-controversial move on August

26th, the Chiefs released K Jan Stenerud, who at the time was club's all-time leading scorer. He was replaced by journeyman K Nick Lowery, who had been cut 11 times by eight different teams himself. He finished his career with the club in '93 as the franchise's all-time leading scorer with 1,466 points. After enduring an 0-4 start, the club rebounded to post a four-game victory streak. After Fuller was sidelined with a knee injury late in the season, former Miami 12th-round draft choice QB Bill Kenney entered the lineup. He was so anonymous that when he appeared in that contest, the name on the back of his jersey was inadvertently misspelled "Kenney." Kenney went on to lead the club to a 31-14 victory vs. Denver (12/7) in his initial NFL start. The defense continued to evolve as DE Art Still and S Gary Barbaro became the first Chiefs defensive players to be elected to the Pro Bowl in five seasons. The Chiefs finished the year at 8-8, the club's highest victory tally since '72.



"GIVE A CHEER FOR KANSAS CITY"

by Mary Levy

*Give a cheer for Kansas City,
Loud and clear for the Red and Gold,
As the Chiefs march on to victory
Like our mighty teams of old.*

(Refrain)

*Rah, Rah, Rah, for Kansas City
Rah, Rah, Rah for Red and Gold
As the Chiefs march on to victory
Like our mighty teams of old*

*Beat the drum, here they come
Warriors, brave and strong,
In the stands, loyal fans
Cheer our team along*

1981 — Kenney supplanted Fuller as the club's starting quarterback and directed the Chiefs to a 6-2 start, including a 37-33 win over the defending Super Bowl champion Steelers at Pittsburgh (9/6) on Opening Day. Second-round draft choice RB Joe Delaney (NW Louisiana) electrified the club's offense by rushing for 1,121 yards, a team single-season record at the time. He was named the AFC's Rookie of the Year and became the

first running back to represent the franchise in the Pro Bowl. Delaney registered a 193-yard performance in a 23-10 win vs. Houston (11/15), the best single-game total ever amassed by a Kansas City rookie. "I've played against the best — O.J. Simpson, Gale Sayers, Walter Payton and (Delaney) rank right up there with them," remarked Oilers Hall of Fame DE Elvin Bethea. "He is great with a capital G." Owning an 8-4 record with four games remaining, the Chiefs were poised to make the playoffs for the first time in 10 years before hitting a three-game losing skid. Kenney missed the club's final three contests due to injury. Fuller guided the club to a 10-6 win at Minnesota (12/20) in the final contest played at Metropolitan Stadium as Vikings fans began dismembering the stadium in the second half, taking seats, pieces of the scoreboard and even chunks of sod as souvenirs. The victory assured the Chiefs of a 9-7 record, the club's first winning mark since '73 as Levy increased the club's victory total for a third consecutive year. Inspired by Washington's "Hail to the Redskins," Levy penned a fight song for the Chiefs, but much like the Wing-T offense, the concept never really caught on.

1982 — RB Joe Delaney underwent surgery in May to repair a detached retina in his eye, a radical procedure at the time. Optimism abounded at Arrowhead thanks to the club's promising 9-7 record from '81, but swelling labor unrest spelled doom for both the Chiefs and Levy in '82. The Chiefs split their first two games of the year before a 57-day strike by the NFL Players Association began at midnight on September 20th. The strike concluded on November 17th after six games were cancelled and one was rescheduled, but the Chiefs would never recover,

dropping four straight games after their return to the field. C Jack Rudnay, who had been one of the franchise's most durable and decorated offensive performers over the past decade, announced on December 20th that the '82 campaign would be his last. Despite wins in two of the season's final three games, the Levy era concluded as the club finished the strike-shortened campaign at 3-6.

TRAGEDY, TRIUMPHS AND TRANSITIONS

'1983 — Marv Levy was released as the club's head coach on January 4th. Dallas Cowboys QBs coach John Mackovic was named the fifth head coach in team history on February 2nd. The 39-year-old Mackovic became the youngest individual ever to hold that post for the club. The Chiefs held the seventh overall pick in the quarterback-laden '83 NFL Draft and selected QB Todd Blackledge (Penn State). The five other signal-callers selected in the first round that year included John Elway (1st — Baltimore), Jim Kelly (Buffalo — 14th), Tony Eason (New England — 15th), Ken O'Brien (N.Y. Jets — 24th) and Dan Marino (Miami — 27th). LB Bobby Bell became the first Chiefs player to be inducted into the Pro Football Hall of Fame on July 30th, providing some solace to the franchise which was still mourning the death of RB Joe Delaney.

With Kenney and Blackledge both on the roster, QB Steve Fuller was traded to the L.A. Rams on August 19th. Kenney earned a Pro Bowl berth after racking up a franchise-record 4,348 passing yards, while WR Carlos Carson hauled in 80 passes for 1,351 yards. Despite the team's high-flying aerial game, Mackovic had trouble finding a suitable replacement for Delaney on the ground. The highest scoring contest in franchise history took place as the Chiefs and Seahawks combined for 99 points in a wild, 51-48 OT loss at Seattle (11/27). A meager crowd of 11,377 attended the club's season-ending 48-17 win vs. Denver (12/18), the smallest attendance ever for a Chiefs game at Arrowhead as the club finished at 6-10.



JOE DELANEY (1958-1983)

Tragedy struck the club on June 29, 1983 when Delaney drowned trying to save the lives of three youngsters in Monroe, Louisiana. An overflow crowd that included the Hunt family, prominent members of the Chiefs administration and head coach John Mackovic attended a memorial service held in Delaney's high school gymnasium in Houghton, Louisiana on July 4th. Delaney was posthumously awarded the Presidential Citizen's Medal by Ronald Reagan on July 13th.



THE INTERCEPTORS

S Gary Barbaro's departure and the trade of Pro Bowl CB Gary Green in '84 began a youth movement that produced the most vaunted secondary in team history. CB Kevin Ross (#31), S Deron Cherry (#20), CB Albert Lewis (#29) and S Lloyd Burruss (#34) accounted for a combined 13 Pro Bowl appearances with the Chiefs.

1984 — Wayne Rudy, the only head trainer the team had ever known, retired and passed the reins to his assistant Dave Kendall in February. Pro Bowl S Gary Barbaro became the most notable Chiefs player to defect to the rival USFL, signing with the New Jersey Generals on February 2nd after sitting out the entire '83 campaign in a contract dispute. All-America NT Bill Maas (Pitt) and T John Alt (Iowa) were both tabbed in the first round of the draft. Maas was named NFL Defensive Rookie of the Year, while Alt eventually became the cornerstone of the club's offensive line later in the decade. Kansas City's defense registered a team-record 11.0 sacks in a 10-6 win

vs. Cleveland (9/30), coming one sack shy of the NFL single-game record. Kenney suffered a broken thumb during the preseason and was sidelined until the season's seventh week. Blackledge opened the first six contests of the season and had the club at 3-3. Kenney returned to the starting lineup at the N.Y. Jets (10/21), but inconsistency marked the rest of the season as the club dropped four of first five contests after his return. However, the team rattled off three consecutive wins to conclude the year at 8-8.

1985 — The Chiefs got off to a flying start with a 47-27 win at New Orleans (9/8), while Cherry

led an NFL record by registering four INTs in a 28-7 win vs. Seattle (9/29) as the club boasted a 3-1 record four games into the season. The club was then confronted with a seven-game losing streak that wasn't snapped until Blackledge was installed as the starter vs. Indianapolis (11/24). The team rebounded to win three of its final five contests of the year with Blackledge under center, further inflaming a quarterback controversy that continued into the '86 campaign.

One of the few remaining bright spots in a disappointing 6-10 season came in the regular season finale vs. San Diego (12/22) when WR Stephone Paige set an NFL record with 309 receiving yards in a 38-34 win, breaking the previous mark of 303 yards set by Jim Benton (Cleveland) in '45. Paige's mark was subsequently surpassed by a 336-yard effort by WR Willie Anderson (L.A. Rams) in '89.

1986 — LB Willie Lanier was enshrined in the Pro Football Hall of Fame on August 2nd. On the field, the pieces started coming together for Mackovic. His offense displayed plenty of scoring punch, while the club's defense and special teams became increasingly effective. With the team sitting at 3-3, Kenney replaced Blackledge for the second half vs. San Diego (10/19), guiding the club to a 42-41 victory. That win was the first of four consecutive triumphs with Kenney at the helm, the club's longest winning streak since '80. Poised with a 7-3 record after 10 games, three straight losses in November put the Chiefs playoff chances in jeopardy. Two December wins gave Kansas City a 9-6 mark, putting the Chiefs tantalizingly close to their first postseason berth in 15 years.

The defining moment of the '86 campaign came in the regular season finale at Pittsburgh (12/21). Despite being outgained in total yardage by a 515-to-171-yard margin,

the Chiefs were able to notch a 24-19 victory as all of the team's points came via special teams on a blocked punt return, a FG, a kickoff return and a blocked FG return. With a 10-6 record the Chiefs earned an AFC Wild Card berth, winning a tiebreaker with Seattle. Kenney was injured in the fourth quarter of the Steelers contest, meaning Blackledge would draw the starting assignment for the club's first playoff contest since '71, a 35-15 loss at the N.Y. Jets (12/28). Little did anyone know at the time that it would be the final contest of the Mackovic era.

1987 — One of the most tumultuous weeks in franchise history took place following the club's playoff loss vs. the Jets. Assistant head coach and special teams coach Frank Gansz, who had been an integral figure in the club's remarkable '86 campaign, resigned his position on January 7th in order to pursue opportunities as an NFL offensive coordinator. It was announced in an impromptu press conference that Mackovic was relieved of his duties on January 8th. A popular figure among Chiefs players, Gansz was reinstated on January 10th and was named the sixth head coach in franchise history.

QB Len Dawson became the third Chiefs player inducted into the Pro Football Hall of Fame on August 8th, while injuries forced the retirement of the club's all-time leading tackler LB Gary Spani. A duo of rookies made a splash in a 20-13 win on Opening Day vs. San Diego (9/13) as RB Paul Palmer returned a kickoff for a TD and RB Christian Okoye dashed for 105 yards. A 24-day NFLPA strike began on September 22nd. The club's contest vs. Minnesota (9/27) was cancelled before replacement games were conducted the next three weeks. Much like Marv Levy five years earlier, Gansz's grip on the club's coaching reigns was crippled by the labor unrest.

The Kansas City replacement squad was constructed primarily of players cut in training camp. One of the few bright spots among this motley crew was RB Jitter Fields, who remained on the active roster following the strike. The Chiefs strike squad received an ominous welcome in Los Angeles when in the early morning hours prior to a contest vs. the Raiders (10/4), an earthquake rattled Southern California. The visibly shaken Chiefs lost a 35-17 decision later that day. The low point of the year came the following week at Miami (10/11) in the first regular season game played at what then was known as Joe Robbie Stadium. Chiefs QB Matt Stevens was injured early in the contest, forcing into duty QB Alex Espinoza, a player who had never taken an NFL snap. The result was a 42-0 Dolphins victory, setting the stage for an 0-3 performance by Kansas City's replacement unit, giving the Chiefs a 1-4 record before the club's regular roster returned at San Diego (10/25). Five straight losses followed, giving the Chiefs a team-record nine-game losing skid. For the only time in team history, five different players started games at quarterback for the club. Behind

Kenney, Kansas City won two of its last three games to conclude the strike-shortened 4-11 campaign.

1988 — The spring was marked by several notable trades as the club jockeyed to improve on its 4-11 finish in '87. Blackledge was traded to Pittsburgh on March 29th and 12-year veteran QB Steve DeBerg was acquired from Tampa Bay on March 31st. The Chiefs moved up one spot in the first round of the draft to select DE Neil Smith (Nebraska) with the third overall pick. Kenney opened the team's initial two games, but was replaced by DeBerg at halftime at Seattle (9/11). In his initial start as a member of the Chiefs, DeBerg guided the team to a 20-13 win vs. Denver (9/18). However, six losses and a tie ensued as Kenney and DeBerg jostled for the QB job. As the season drew to a close, it became apparent the winds of change were blowing across the organization. President Jack Steadman resigned on December 8th, while General Manager Jim Schaaf was relieved of his duties the same day. Steadman was later named Chairman of the Board. On the field, the Chiefs finished the year at 4-11-1 as questions swirled regarding Gansz's future and who would fill the club's leadership void. Those winds of change became a full-fledged gale one day after the season's conclusion when former Philadelphia Eagles and USFL executive Carl Peterson was named the club's President/General Manager and Chief Operating Officer on December 19th.

A RETURN TO PROMINENCE: CARL PETERSON AND MARTYBALL

1989 — After compiling an 8-22-1 record in two seasons, Gansz was relieved of his duties as head coach on January 5th. Peterson's selection as Gansz's successor was former Cleveland head coach Marty Schottenheimer, who was named the seventh head coach in Chiefs history on January 24th. The first draft choice of the Peterson era set the tone for the next decade as the club selected LB Derrick Thomas (Alabama) with the fourth overall selection. Thomas paired with Smith to form one of the most feared pass-rushing duos in NFL history, compiling a combined 212.5 sacks during their illustrious Chiefs careers. The Peterson-Schottenheimer era got off to an inauspicious start in a 34-20 loss at Denver (9/10) as DeBerg's first pass

attempt was intercepted and returned for a TD. The club won just four times in its next 10 games as former Eagles QB Ron Jaworski and QB Steve Pelluer, who was acquired in a trade from Dallas, each opened three games apiece during that span. DeBerg regained the starting job for the final five weeks of the season, generating four wins that put the Chiefs just out of postseason qualification at 8-7-1. A 34-0 shutout win vs. Houston (11/26) highlighted the club's stretch run. RB Christian Okoye became the first Chief to lead the NFL in rushing with 1,480 yards, while Thomas won consensus NFL Rookie of the Year honors.

1990 — The foundation for the club's formidable offensive line of the '90s gathered two key ingredients when C Tim Grunhard (Notre Dame) and G Dave Scott (Penn State) were acquired in the draft. Construction began on the club's indoor practice facility at the Truman Sports Complex, giving the Chiefs an 80-yard indoor field and weight room facilities upon its completion. DT Buck Buchanan was inducted into the Pro Football Hall of Fame



CARL & MARTY

Carl Peterson and Marty Schottenheimer formed one of the most successful GM/Head Coach duos in all of professional sports from '89-98, registering a 101-58-1 (.634) regular season record over that span. The Chiefs registered seven postseason appearances over those 10 seasons, including a club-record six straight playoff berths from '90-95.

on August 4th. The Chiefs made their initial overseas appearance, losing a 19-3 American Bowl decision vs. the L.A. Rams at Olympic Stadium in Berlin, Germany (8/11). Schottenheimer's club got out of the starting gate quickly, winning three of their first four games. The club then struggled, splitting its next six contests.

Free agent RB Barry Word produced a team-record 200-yard rushing outburst in a 43-24 victory vs. Detroit



Word

(10/14). Kansas City led the NFL with a franchise-record 60.0 sacks, including a team-record 20.0 by LB Derrick Thomas. Thomas established an NFL single-game record with 7.0 sacks in an inspiring Veterans Day performance vs. Seattle (11/11), a game the Seahawks miraculously won, 17-16, on a last-second, 25-yard TD pass to WR Paul Skansi by future Chiefs QB Dave Krieg. That loss brought on the furious stretch run which saw the club record victories in six of its last seven outings. Behind DeBerg's offensive leadership (23 TD passes with just four INTs) Kansas City finished the year with a franchise-best +26 turnover differential. The Chiefs clinched their first postseason berth since '86 with a 24-21 win at San Diego (12/23) and finished the year at 11-5, marking the franchise's best finish since '69.

1991 — The Chiefs suffered a heart-breaking, 17-16 loss at Miami (1/5) in an AFC Wild Card Game as K Nick Lowery's potential game-winning 52-yard FG fell short with 0:56 remaining. On July 27th, K Jan Stenerud became the first pure placekicker to be inducted into the Pro Football Hall of Fame. The Chiefs became members of Wisconsin's "Cheese League," moving their training camp to the University of Wisconsin - River Falls after spending the previous 28 summers at William Jewell College in Liberty, MO. The club's 14-3 win vs. Atlanta (9/1) on Opening Day initiated the 117-game sellout streak at Arrowhead that carried into the 2005 campaign. The Chiefs were featured on Monday Night Football three times, including a 33-6 victory over the defending AFC Champion Buffalo Bills before a raucous crowd at Arrowhead (10/7), marking the club's first home MNF contest in eight years. The club finished the regular season at 10-6, marking the first time since '68-69 that the franchise had qualified for the playoffs in consecutive seasons. A 27-21 victory at the L.A. Raiders (12/22) in the regular season finale gave the Chiefs the right to host the Silver and Black just six days later in the inaugural postseason game in Arrowhead's history. Thanks to six takeaways, the Chiefs registered their first postseason victory since Super Bowl IV with a 10-6 win in an AFC Wild Card Game vs. the L.A. Raiders (12/28).

1992 — The Chiefs lost a 37-14 decision at Buffalo (1/5) in an AFC Divisional Playoff matchup as the Bills dynamic offense proved to be too much for the Chiefs. A longtime nemesis with Seattle, "Plan B" free agent QB Dave Krieg was signed as the club's starter on March

19th. A melancholy off-season awaited the Chiefs, who mourned the passing of Player Personnel Director Whitey Dovell on May 22nd and Hall of Fame DT Buck Buchanan on July 16th. Both Dovell and Buchanan lost courageous battles with cancer. Six-time Pro Bowl S Deron Cherry who originally joined the club as a free agent punter, announced his retirement in July after registering 50 interceptions in 11 seasons with the franchise. The Chiefs retired the jerseys of Buchanan (86), LB Willie Lanier (63) and K Jan Stenerud (3) in a ceremony prior to a preseason contest vs. Buffalo (8/24).



Dovell

First-round draft pick CB Dale Carter (Tennessee) won the Bert Bell trophy as the NFL's Rookie of the Year. The very first time Carter touched the ball in an NFL contest, he registered a 46-yard punt return TD in a 24-10 win at San Diego (9/6). RB Christian Okoye surpassed Ed Podolak as the all-time leading rusher in team history vs. Seattle (9/13). Injuries eventually made the '92 campaign Okoye's last with the Chiefs after he compiled 4,897 rushing yards with the franchise. The club got off to a 3-1 start, but was faced with a 4-4 record at the season's midpoint. Despite four consecutive victories, the club's postseason hopes still came down to the season's final contest. Owning a 9-6 record and needing one more victory to secure a playoff berth, the Chiefs defense tallied three TDs, while Krieg tossed a pair of scoring passes as Kansas City claimed a 42-20 win vs. Denver (12/27) to finish the season with a 10-6 record.



MONTANA AND MARCUS

A pair of Hall of Famers — QB Joe Montana and RB Marcus Allen — guided the club to its first-ever AFC Championship Game appearance in '93.

1993 — The Chiefs made a quick exit from the playoffs as Krieg was sacked 7.0 times in a 17-0 AFC Wild Card loss at San Diego (1/2). The Chiefs spent the off-season installing the "West Coast" offense under the direction of new offensive coordinator Paul Hackett, who at one time served as QBs coach to Joe Montana in San Francisco. On April 20th, the Chiefs traded for Montana, who directed the 49ers to four Super Bowl victories. G Will Shields (Nebraska) was selected with the club's third-round draft choice, rounding out the "law firm" of Grunhard, Szott and Shields which anchored the interior of Chiefs offensive line for most of the decade.

On June 9th the club signed another future Canton enshrinee, inking unrestricted free agent RB Marcus Allen, who had spent 11 seasons tormenting the Chiefs as a member of the Raiders. Montana and Allen made their debuts in a 27-3 win at Tampa Bay (9/5), marking Montana's first Opening Day appearance since '90. Shields initiated a franchise-record streak of 191 consecutive starts the following week at Houston (9/12). Thanks to a pair of Monday Night Football wins at Arrowhead, the club owned a 6-2 midseason mark. Before taking the field in a Sunday night contest at Minnesota (12/26), the team learned it had clinched its first AFC West title since '71 thanks to a Raiders loss earlier in the day. The team finished the season with an 11-5 regular season

record, marking the club's fourth consecutive year with a double-digit victory tally. LB Derrick Thomas was named the NFL's Man of the Year following the season. Thomas, who founded "The Third and Long Foundation," received the honor in large part due to his efforts in promoting children's literacy.

1994 — Kansas City got its first true taste of "Montana Magic" as the Hall of Fame passer engineered a brilliant comeback in a 27-24 OT win in an AFC Wild Card thriller vs. Pittsburgh (1/8). Next up was a red-hot Oilers squad that had won 11 straight games to conclude the regular season. Heavily-favored Houston opened up a 13-7 lead in the fourth quarter, but once again, Montana had a comeback in mind, guiding the club to a 28-20 victory at Houston (1/16). The Chiefs playoff journey ended as the club made its initial AFC Championship Game appearance at Buffalo (1/23). Montana was knocked out of the contest early in the second half as Buffalo claimed its fourth straight AFC title by a score of 30-13.

While the previous off-season saw the Chiefs stockpile several key free agents, a number of familiar faces departed following the '93 season, most notably CBs Albert Lewis (Raiders) and Kevin Ross (Falcons), as well as K Nick Lowery (Jets). QB Steve Bono was acquired in a trade with San Francisco on May 2nd to serve as Montana's backup. The most dramatic change in Arrowhead's appearance occurred as a grass playing field was also installed, replacing the previous AstroTurf surface. The club made its second American Bowl appearance, meeting Minnesota in Tokyo, Japan (8/7).

The Chiefs home opener was one of the most-ballyhooed regular season contests in team history as Montana made his only career appearance vs. San Francisco (9/11). The Chiefs prevailed over the 49ers and Montana's replacement, QB Steve Young, by a 24-17 count before a crowd of 79,907, the second-largest "in-house" attendance in Arrowhead history. After starting the season 3-0, the Chiefs dropped back-to-back games before snapping an 11-game losing streak at Denver's Mile High Stadium (10/17) in a memorable Monday night contest. Montana orchestrated a masterful comeback, connecting with WR Willie Davis for a five-yard TD with 0:08 remaining to give the Chiefs a 31-28 triumph. A late-season, three-game losing skid put the club's playoff hopes in jeopardy. The Chiefs found themselves at 8-7 faced with a do-or-die regular season finale vs. the L.A. Raiders (12/24) in the final NFL contest ever played at the L.A. Coliseum. Allen had his finest game in a Chiefs uniform, rushing 33 times for 132 yards en route to a 19-9 win. At 9-7, Kansas City qualified for the playoffs for a fifth straight season. However, the Chiefs made a rapid departure from the playoffs in Montana's final professional contest at Miami (12/31). Montana and Dolphins QB Dan Marino conducted a masterful first-half duel that ended deadlocked at 17-17, but Miami eventually prevailed by a 27-17 count.



HALLELUJAH CORNER

The term "Hallelujah Corner" was coined in '95 after Kansas City won three separate contests via return scores culminating in Arrowhead's West end zone. The first of those hallowed victories was a 23-17 OT decision vs. Oakland (9/17) that culminated when CB James Hasty returned an interception for a 64-yard TD, prompting head coach Marty Schottenheimer to plant a celebratory postgame kiss on the cornerback.

1995 — Montana announced his retirement from football after 16 years in the NFL on April 18th and Bono was promoted to the starting job. Immediately, so-called media experts predicted much gloom and doom for the '95 Chiefs, leading Schottenheimer to quip during training camp that his club had been picked "sixth in a five-team division." Led by Bono, who merited a Pro Bowl berth, Kansas City posted an NFL-best 13-3 record with unblemished 8-0 marks in the AFC West and at Arrowhead. The Chiefs led the NFL in rushing offense (138.9 ypg), scoring defense (15.1 ppg) and turnover ratio (+12). A 24-3 win at Arizona (10/1) featured a surreal, 76-yard TD run on a bootleg by Bono as the Chiefs initiated a seven-game winning streak, the franchise's longest since '69. In a Monday Night Football classic vs. San Diego (10/9), WR Tamarick Vanover returned a punt for an 86-yard TD to provide the winning points in a 29-23 victory, the team's third straight home win in overtime. The club's defense began to flex its muscle, beginning with a 21-7 win at Denver (10/22). The contest, played in a Rocky Mountain snowstorm,

featured the 100th rushing TD of Marcus Allen's career. The Chiefs won a home game for the third time on a last-second return score that concluded in Arrowhead's West end zone when CB Mark Collins scooped up a fumble for a 20-13 win vs. Houston (11/19). Kansas City clinched a division title with a 29-23 victory at Oakland (12/3) en route to a franchise-best 13-3 regular season record and a team-record sixth consecutive postseason berth.

The Chiefs were represented by seven players in the Pro Bowl, more than any other AFC team.

1996 — The Chiefs dropped an AFC Divisional Playoff Game vs. Indianapolis (1/7) on a blustery afternoon with the temperature at 11 degrees and a wind chill of -9. Three INTs and a trio of missed FGs contributed to the 10-7 loss at Arrowhead. The Chiefs entered the '96 campaign with essentially the same lineup as the club boasted in '95 and were featured on the cover of *Sports Illustrated* along with Green Bay as preseason Super Bowl favorites. Kansas City made its third American Bowl appearance, this time vs. Dallas in Monterrey, Mexico (8/5). The club started the season with a 4-0 record for the first time in team history, but the season's lofty expectations came crashing down as the squad lost three of its next four games. A three-game winning streak, including a victory over the eventual Super Bowl champion Green Bay Packers, put the club back in postseason contention at 8-3.

That rosy picture quickly crumbled in a 28-14 loss vs. San Diego (11/24) as Bono was relieved in the second half by QB Rich Gannon. Gannon assumed the starting reins for a 28-24 win in a Thanksgiving Day game at Detroit (11/28) as Allen registered his 111th career rushing TD to surpass Walter Payton as the NFL's all-time leader in that department, a mark that was later broken by Emmitt Smith. Needing just one more win to qualify for the playoffs, the Chiefs dropped their next two games as an injury-hampered Gannon was sidelined for good in the second quarter of a 24-19 loss vs. Indianapolis (12/15).

Faced with a must-win situation in a frigid regular season finale at Buffalo (12/22), the club's postseason hopes hinged on Bono. Despite a 20-9 loss to the Bills, the Chiefs still had a shot to slip into the playoffs if Atlanta could secure a win at Jacksonville. However, Atlanta K Morten Andersen's 30-yard FG attempt went wide left with 0:04 remaining, preserving a 19-17 win and the AFC's final Wild Card spot for the Jaguars, who won a tiebreaker with Kansas City. The Chiefs finished with a 9-7 record, missing the postseason for the first time since '89.

1997 — Kansas City dramatically retooled its roster in '97, beginning with free agent QB Elvis Grbac, who signed with the club on March 17th. In addition to Grbac, the Chiefs lineup featured 11 new starters, including WR Andre



Grbac and Rison

Rison, who won team MVP honors after becoming the club's first Pro Bowl receiver in a decade. On defense, the club's top four picks from the '96 Draft, S Jerome Woods, S Reggie Tongue, DE John Browning and LB Donnie Edwards, all emerged as starters. T John Alt announced his retirement at training camp in River Falls, WI on July 21st. All the new faces quickly formed a cohesive unit as the Chiefs posted a 13-3 record, an 8-0 Arrowhead mark and their second AFC West title in three years. The club engineered several dramatic finishes, the first of which came in a Monday Night Football thriller at Oakland (9/8) when Grbac connected with Rison on an improbable 32-yard TD pass with just 0:03 remaining to cap a 28-27 win. Six days later, Kansas City's defense produced a remarkable goal-line stand to preserve a 22-16 victory at Arrowhead vs. Buffalo (9/14).

After posting a 6-2 record during the season's first half, Kansas City's good fortune appeared to run out vs. Pittsburgh (11/3) when Grbac suffered a broken clavicle. However, Gannon led the team to a 5-1 mark in their next six outings.

K Pete Stoyanovich provided one of the year's most memorable moments, connecting on a line-drive 54-yard FG as time expired to give Kansas City a 24-22 win vs. Denver (11/16). San Francisco entered Arrowhead boasting an 11-game winning streak and departed after suffering a 44-9 defeat (11/30), while the Chiefs vaunted defensive unit pitched a 30-0 shutout vs. Oakland (12/7). The Chiefs led the NFL in scoring defense, allowing a mere 14.5 points per game. The 232 total points permitted by the Chiefs in '97 were the lowest tally ever allowed in a 16-game season in team history. Kansas City also broke a 63-year-old mark owned by the '34 Detroit Lions by not permitting a second-half TD in 10 consecutive games. Grbac returned for the regular season finale vs. New Orleans (12/21) as the squad finished the year with six consecutive victories, a first in team history.



Stoyanovich

1998 — The two teams with the AFC's top records squared off when Denver (12-4) visited Kansas City (13-3) for an AFC Divisional Playoff Game (1/4). Grbac started the contest for Kansas City and despite holding an edge in total yardage, the Chiefs could not convert on several key scoring opportunities, dropping a 14-10 decision to their division foe. On April 9th, RB Marcus Allen announced his retirement, concluding a brilliant 16-year NFL career. A whirlwind preseason saw the Chiefs play another American Bowl contest, this time vs. Green Bay in Tokyo, Japan (8/1), as well as a preseason game vs. Tampa Bay in Norman, Oklahoma (8/8).

A '98 campaign which began with much promise had its high hopes dashed as the Chiefs suffered several major injuries beginning in a season-opening victory vs. Oakland (9/6) that featured 6.0 sacks from LB Derrick Thomas. Grbac was shot to four games due to a shoulder injury, while All-Pro G Dave Szott's year came to an end with a biceps tear. In total, 11 different starters missed a total of 45 games due to injuries. Gannon led the team to a 4-1 start that included a water-logged, 17-6 Sunday night win vs. Seattle (10/4), a contest that was delayed for 54 minutes due to torrential rains. However, the club would never recover from an ensuing six-game losing streak, the longest of Schottenheimer's tenure. The low point of that stretch came in a penalty-marred 30-7 loss vs. Denver (11/16) on Monday Night Football. The club was hampered by crucial penalties throughout the season, setting dubious NFL records for penalties (158) and penalty yardage (1,304). Despite registering wins in three of the season's final five games, the club finished the year at 7-9, snapping a string of nine consecutive winning seasons.

GUN'S RUN, A FALLEN HERO & A NEW ERA

1999 — On January 11th, head coach Marty Schottenheimer announced his retirement after 10 seasons of distinguished service with the club. His 101-58-1 (.634) record gave him the best winning percentage of any coach in franchise history. During his tenure, the Chiefs captured three AFC West titles and qualified for the playoffs seven times. Schottenheimer also produced a remarkable 18-3 (.857) record against the Raiders. Gunther Cunningham was appointed the eighth head coach in franchise history on January 22nd. During his four seasons ('95-98) as the Chiefs defensive coordinator, Kansas City's defense allowed a league-low 16.4 points per game. The club responded to their new leader's high-energy style as Cunningham produced a 9-7 record in his initial season at the club's helm, the best record of any rookie head coach in franchise history and the best mark of any first-year head coach in the NFL that season. The club became the sixth team in NFL history to record 100 regular season wins in a decade with a 16-10 triumph at Denver (12/5). Only Buffalo (103-57) finished the '90s with a better record than Kansas City's 102-58 mark. Under Cunningham, Kansas City led the NFL with a +21 turnover ratio and won the NFL's turnover triple crown in the '90s with a remarkable +128 turnover ratio, a league-high 365 takeaways and an NFL-low 237 giveaways. The Chiefs also recorded 11 return TDs on the season, including a franchise-best nine on defense. The Chiefs ran the ball more times (521) than any other team in the league and ranked fourth in the NFL in rushing (130.1 ypg). After a three-game mid-season losing streak put the club at 5-5 and on the brink of playoff elimination, the team rallied for a four-game winning string, setting up a make-or-break game in the regular season finale vs. the Oakland Raiders.



DERRICK VINCENT THOMAS (1967-2000)

On January 23, 2000 nine-time Pro Bowl LB Derrick Thomas was seriously injured in a one-vehicle accident just east of the Kansas City International Airport on I-435. Ten other individuals were killed in a separate, 24-vehicle accident that same day just north of KCI on I-29. Thomas was moved to Jackson Memorial Hospital in his hometown of Miami the following day. Although confined to a wheelchair, Thomas had made substantial progress and was in good spirits when he was visited by Chiefs President Carl Peterson in Miami on February 7th. The next day, Thomas' condition took a shocking turn and at 10:10 AM (ET) on February 8th, he was pronounced dead after suffering cardiac arrest. February 11th was declared "Derrick Thomas Red Friday" in Kansas City and on February 14th nearly 23,000 mourners paid their final respects to their fallen hero at Arrowhead Stadium, where Thomas' body lay in state and a B-2 Stealth bomber from Whiteman Air Force Base flew over at 12:01 PM. On February 15th at Kemper Arena, over 6,000 individuals attended a public memorial service for Thomas. On February 19th, Derrick Vincent Thomas was buried in Miami following a memorial service at the Mt. Calvary Church. On March 4th, Peterson announced at the annual 101 Banquet that at the suggestion of Clark Hunt, the Chiefs Most Valuable Player Award would hence be known as the Derrick Thomas Award. Thomas was honored prior to the club's season opener vs. Indianapolis (9/3).

2000 — The Chiefs needed a win vs. Oakland at Arrowhead (1/2) in the regular season finale to seal the AFC West title, while a loss would mean postseason elimination. Kansas City leapt out to a 17-0 lead, but a blocked punt turned the momentum in the game which was eventually won by Oakland 41-38 in OT. That loss provided an ominous start to a year which turned tragic on January 23rd when nine-time Pro Bowl LB Derrick Thomas was seriously injured in an auto accident.

Despite an 0-2 start, Kansas City bounced back to win five of its next six contests to sit 5-3 at the season's midway point. The Chiefs faced Seattle (10/2) in a Monday Night Football contest which was simulcast to 4,391 fans in Kauffman Stadium. The 82,893 fans assembled at Arrowhead and Kauffman Stadiums marked the largest on-site attendance figure in team history. The club's early-season success was also highlighted by a 54-34 win over the defending Super Bowl champion St. Louis Rams (10/22), a contest which featured the most points ever scored at Arrowhead. However, a stretch of five road games over a six-week span took its toll on the club as the Chiefs dropped five straight contests to fall out of playoff contention, finishing the year at 7-9.

2001 — After compiling a 16-16 record in two seasons, Cunningham was relieved of his duties on January 5th. Dick Vermeil, who guided St. Louis to a win in Super Bowl XXXIV following the '99 season, was named the ninth head coach in franchise history on January 12th. On April 20th, the club acquired QB Trent

Green in a trade with St. Louis and also signed unrestricted free agent RB Priest Holmes.

The initial regular season victory of the Vermeil era came in convincing fashion at Washington (9/30) when the Chiefs defeated their former head coach Marty Schottenheimer and the Redskins by a 45-13 margin. Although the club finished its initial campaign under Vermeil at 6-10, the team began to take shape down the stretch, winning three of its final four games. Holmes provided a spark to the offense, becoming just the second player in franchise history to lead the NFL in rushing, amassing 1,555 yards to break Christian Okoye's previous single-season record of 1,480.

2002 — The club initiated a season-long series to commemorate the franchise's 40th Anniversary Season in Kansas City in 2002. On April 15th, the Chiefs Honor Grove of over 40 stately Giant Redwoods was established in the Southeast corner of the Truman Sports Complex to epitomize the deep and lasting roots the organization has developed in Mid-America. Hunt's inspiration for the honor grove was a quote from Vikings QB Joe Kapp, who was knocked out of Super Bowl IV. "The Chiefs defensive line

was very active and looked like a Redwood Forest," Kapp said after the game. On April 25th, members of the Chiefs coaches, players, staff and cheerleaders visited numerous locations throughout the greater Kansas City community, thanking them for their support of the franchise.

In a season filled with wild comebacks and fantastic finishes, the Chiefs pulled out a remarkable 40-39 Opening Day win at Cleveland (9/8). Starting with that contest, virtually every game was a nail-biter with all but one of the club's eight losses being decided by seven points or less. But despite leading the NFL in scoring for the first time in team history with 467 points and setting a franchise record with 6,000 yards of total offense, the club finished 8-8 to miss the postseason in Vermeil's second season. The team remained in playoff contention until the season's

SEPTEMBER 11TH

On September 11, 2001 Americans watched with horror as terrorist attacks shocked the nation. Commissioner Paul Tagliabue suspended play for the weekend of September 16th. The Chiefs game at Seattle scheduled for that date was postponed until January 6th. The NFL made a patriotic return in Kansas City when the Chiefs hosted the N.Y. Giants (9/23). Tagliabue delivered a pregame address to the Arrowhead crowd, which greeted the Giants with a rousing ovation. Via a fireman's boot collection that was matched by the Chiefs and the Hunt family, a total donation of \$451,413.88 was raised for relief efforts in New York City, an amount believed to be the largest single-day outpouring of spontaneous support by a group of fans and a pro sports team.



final game thanks to its explosive offense that broke nine team records. The Chiefs also set NFL records by fumbling just seven times and losing just two of those loose balls. Holmes continued the torrid pace he began in 2001, earning NFL Offensive Player of the Year honors from the AP and surpassing his own team record with 1,615 rushing yards. The club's special teams were bolstered by WR Dante Hall, who produced three kick returns for TDs and became the first Chiefs return man to earn a Pro Bowl berth since J.T. Smith following the '80 season.

2003 — Hank Stram and RB Marcus Allen were enshrined in the Pro Football Hall of Fame on August 2nd. "Voice of the Chiefs" Mitch Holthus broadcast his 151st game as the club's play-by-play announcer at Houston (9/21), breaking Kevin Harlan's previous record (150). The Chiefs started the regular season with a 9-0 record for the first time in team history, becoming just the ninth team since the AFL-NFL merger to accomplish that feat. That hot start to the season was sparked by Hall, who tied an NFL single-season record by registering four kick return TDs over that span. Hall also became the first player in league annals to accomplish that feat in four consecutive games. The Chiefs overcame a 17-point fourth-quarter deficit for the first time in team history, pulling out an improbable 40-34 OT win at Green Bay (10/12). Kansas City's winning streak came to an end in a 24-19 loss at Cincinnati (11/16).

The Chiefs clinched their first AFC West title since '97 with a 45-17 win vs. Detroit (12/14) as QB Trent Green became the first player in team history to register a "perfect" 158.3 passer rating in a game. Kansas City concluded its 13-3 regular season with a 31-3 victory vs. Chicago (12/28), marking a perfect 8-0 record at home and the club's 13th consecutive regular season victory at Arrowhead Stadium. In that win, Holmes set a trio of TD records. He finished the season with 27 rushing scores, establishing NFL single-season records for both rushing TDs and total TDs. Holmes (61) also bypassed WR Otis Taylor (60) for the most career TDs scored by a player in Chiefs history. The Chiefs five-game improvement in the win column from the previous season tied as the best mark in franchise history. Kansas City became the first AFC team to lead the NFL in scoring in consecutive seasons since San Diego in '81-'82 as the club produced a franchise-best 484 points. The team also led the NFL with a +19 turnover differential. Nine Chiefs players received Pro Bowl recognition, the third-highest total in team history, while the club's six offensive Pro Bowlers marked the most in club annals.

2004 — The Chiefs hosted an AFC Divisional Playoff Game vs. Indianapolis (1/11) in which neither team was forced to punt. Sensational performances by Holmes (176 rushing yards, two TDs) and Hall (208 kickoff return yards, 1 TD) weren't enough as the Colts recorded a 38-31 victory. Defensive coordinator Greg Robinson resigned on January 13th. Vermeil agreed to a two-year contract extension on January 16th. On January 20th, Vermeil hired Gunther Cunningham, who returned to Kansas City as the club's defensive coordinator. On January 30th, G Will Shields was named the Walter Payton NFL Man of

the Year, becoming the fourth Kansas City player to win that honor.

The Chiefs got into the victory column with a 27-24 win on Monday Night Football at Baltimore (10/4) after an 0-3 start quickly dampened the club's high expectations.



Holmes and Shields

Kansas City's offensive line emerged as one of the NFL's finest units, producing a trio of Pro Bowl performers in Shields, T Willie Roaf and G Brian Waters. Thanks to that offensive front, the Chiefs registered an NFL-record eight rushing TDs in a 56-10 win vs. Atlanta (10/24). The following week Kansas City continued its offensive onslaught with a convincing 45-35 victory vs. Indianapolis (10/31), snapping a seven-game losing streak to the Colts. After surpassing RB Christian Okoye as the all-time leading rusher in franchise history vs. Houston (9/26), Holmes' year came to an abrupt halt when he suffered a season-ending knee injury at Tampa Bay (11/7).

A four-game winning streak in December provided a number of highlights, including a wild 49-38 Monday Night Football road triumph at Tennessee (12/13). That late-season surge was sparked by second-year RB Larry Johnson who accounted for 11 TDs and produced three straight 100-yard rushing efforts in the season's final six contests. Offensively, the Chiefs enjoyed another record-setting year, establishing a league record with 398 first downs. Kansas City also led the NFL in total offense for the first time in franchise history, averaging 418.4 yards per game. That offense was triggered by Green, who set single-season team marks for passing yards (4,591) and 300-yard games (8). The Chiefs were also the first team in NFL history to have three different RBs boast a 150-yard rushing game in the same season — Holmes, Johnson and Derrick Baylock. Defensively, fourth-round draft choice DE Jared Allen provided a bright spot with 9.0 sacks, the second-highest total by a rookie in team history.

2005 — TE Tony Gonzalez earned his sixth consecutive Pro Bowl berth and finished the season with a flourish, setting a single-game franchise record with a 14-catch performance in the regular season finale at San Diego (1/2). Gonzalez became just the third tight end since the AFL-NFL merger to lead the league in receptions (102), the highest total ever amassed by a member of the Chiefs. Shields established a franchise record with his 10th consecutive Pro Bowl berth, while extending his franchise-record string of starts to 191 consecutive games dating back to '93.

Note: Information compiled from various sources including previous Chiefs Yearbook stories by Jim Carr and Bob Gretz. Other sources include — Going Long; The Wild 10-Year Saga of the Renegade American Football League In the Words of Those Who Lived It by Jeff Miller, The NFL Record and Fact Book, NFL Total Football II and previous Chiefs media guides, as well as the archives of The Kansas City Star and The Kansas City Times. Additional research assistance provided by Lamar Hunt, current and previous Chiefs staffers, Gretz, the Pro Football Hall of Fame and the Kansas City Public Library. Photography courtesy of Hank Young, the Pro Football Hall of Fame, The Kansas City Star and the personal collection of the Hank Stram family.

CHIEFS UNIFORM HISTORY

1959 – At one of the initial organizational meetings of the American Football League in late '59 – before the teams even had any players or coaches – the AFL owners choose their team colors. Lamar Hunt desires Columbia Blue and Orange for his Dallas Texans franchise. But before Hunt or any other owner can make a selection, Houston's Bud Adams claims Columbia Blue for his Oilers franchise. Hunt reverts to Red and Gold for the Texans, which remains the primary color scheme for the Chiefs to this day.



Lamar Hunt greets Bud Adams - sporting a "Columbia Blue" blazer - prior to the '62 AFL Championship Game. Hunt would lose the battle for "Columbia Blue," but his Texans would beat the Oilers in double OT for the '62 AFL title.

1960-62 – The Texans take the field for the AFL's inaugural season in '60 sporting red helmets with gray facemasks. The helmet features the state of Texas in white with a gold star situated on Dallas. Home jerseys are solid red featuring white numerals, white "TV" numerals on the sleeves and white lettering, all trimmed in gold. Road jerseys are white with red numerals, red "TV" numerals on the sleeves and red lettering, all of which are bordered by thin gold trim. Both jerseys are a cloth design, featuring three-quarter sleeves with stitched "tackle twill" numerals and letters. The team wears white pants featuring vertical stripes of red, gold and red. Socks are red on top, white on the bottom with alternating stripes at the calf of white, red, gold, red and white. Although several minor changes are made to the stripe width over the years, the primary sock design remains relatively consistent to the present day.



Texans Helmet

1963-67 – The Texans move to Kansas City in '63. Hunt and head coach Hank Stram initially plan on calling the relocated team the "Kansas City Texans." However, general manager Jack Steadman wisely convinces the duo to change the franchise's nickname to "Chiefs." The club's uniform remains virtually unchanged, with the exception of the helmet logo. The state of Texas is replaced on the headgear by a design originally sketched by Hunt on a napkin. Hunt's inspiration for the interlocking "KC" design was the "SF" inside of an oval on San Francisco's helmets. Kansas City's overlapping initials appear inside a white arrowhead instead of an oval and are surrounded by a thin black outline. The result is one of the most distinctive helmets in all of football.

1968 – The most dramatic changes to the Chiefs uniform come in '68. Head coach Hank Stram prefers more red in the club's road attire and orders red pants to go with the team's white road jerseys. Stram asserts that the red pants will match the red numerals on the white road jerseys. While Stram's fashion sense is never in question, some in the organization theorize that the superstitious Stram really wants to part ways the white pants because the club lost Super Bowl I while wearing them. No matter

the logic, the white pants are not seen again during the Stram era. The club's new red pants feature alternating vertical stripes of white, red, gold, red and white and are paired with predominantly white socks that feature striping of red, gold and red at the calf. Alterations are also made to the club's jerseys at this time. Sleeves are shortened from three-quarter length to their present-day short-sleeve status. Stripes are also introduced on the bottom of the sleeves, where they still reside. Red jerseys feature white, gold and white stripes on the sleeves, while the club's white jerseys receive red, gold and red stripes.



Texans DT Jerry Mays (75) and QB Len Dawson (16) pose along with head coach Hank Stram in '65 sporting the home jerseys the club wore from '60-67. Note the rolled-up sleeves and the barely visible gold trim.

1969 – Following a victory in the AFL Championship Game, Stram orders new red jerseys to be worn in Super Bowl IV and they are delivered just days before the game. Stram also directs equipment manager Bobby Yarborough to have all the helmets repainted before the Super Bowl, but relents after players insist on wearing their "battle-scarred" headgear. The "AFL-10" patch worn on the left shoulder of Kansas City's jerseys in Super Bowl IV is the brainchild of AFL President Milt Woodard. During the entire '69 season, all NFL teams wear an "NFL-50" patch which commemorates the NFL's 50th Anniversary season. Woodard counters with a patch of his own to celebrate the 10-year existence of the AFL, which is proudly worn by the Chiefs on behalf of the entire AFL in their 23-7 victory vs. Minnesota (1/11/70).



AFL-10 Patch

1970 – Following Super Bowl IV, the team's cloth jerseys give way to a more breathable mesh fabric. Heat-transfer numerals and letters replace sewn-on "tackle twill" characters. The style of the numerals and letters changes slightly. The characters decrease in size, while the gold trim around both the numerals and letters expands to become more visible. Jersey numerals remain this size before eventually returning to larger proportions in the early '80s.

1974 – The club's facemask changes from gray to white. A change in manufacturers results in a slightly smaller arrowhead logo on the helmet with a thicker black border compared to the design of the '60s.



DT Buck Buchanan displays the club's road uniform of the '70s. Note the white facemask, red pants and heat-transfer numerals.

1983 – The Chiefs wear a circular patch on their left upper chest bearing a gold eagle and the number 37 in memory of RB Joe Delaney who drowned on June 29, 1983 in Monroe, Louisiana after trying to save the lives of three youngsters.



Joe Delaney Patch




DE Art Still (67), S Gary Barbaro (26) and WR J.T. Smith (86) represented the Chiefs in the Pro Bowl following the '80 season and display a look in '81 that remained constant until '88. Note the red belts.



Silver Anniversary Patch

1984 – The original eight American Football League teams all wear circular "Silver Anniversary" patches on the upper left chest of their jerseys commemorating the 25th anniversary of the AFL and their respective franchises. Kansas City's patch features the Chiefs helmet and the AFL logo.

1989 – The arrival of head coach Marty Schottenheimer signals the club's most dramatic uniform change in over 20 years. Schottenheimer asks and receives permission from Hunt to revert to back to white pants on the road, a "white-on-white" look that had not been utilized by the Chiefs since



RB Marcus Allen in white-on-white.

'67. White belts also return to the club's pants after using red belts at various periods of the '70s and '80s. Kansas City reintroduces the white pants at Denver (9/10/89) and maintains this look on the road through the '99 season.

1991 – A sticker bearing the American Flag adorns the back of all NFL helmets to honor troops fighting in the Gulf

War. The NFL Shield becomes a standard part of all NFL uniforms, appearing on the back of helmets, on the "V" of jerseys and on the left hip of pants.

1992 – The club wears a black panel with the white initials "WWD" on the upper left chest of its jersey in memory of Director of Player Personnel Whitey Dovel, who passed away on May 11, 1992. The team also paints the number "86" on the field at Arrowhead Stadium to honor the memory of Hall of Fame DT Buck Buchanan, who passed away on July 16, 1992.



WWD Patch



35th Anniversary Patch

1994 – Solid fabric jerseys complete with "tackle twill" numerals and letters return, taking the place of mesh jerseys and heat-transfer characters. All NFL teams wear "NFL Diamond Anniversary" patches on their left upper chest in honor of the league's 75th season. The Chiefs also wear a "35th Anniversary" patch on their right upper chest in

celebration of the franchise's 35th season. The patch features the AFL, Texans and Chiefs logos. It marks the only time in team history the club has worn two different patches in the same season. The Chiefs also wear "Throwback" uniforms – replicas of the club's '63 attire – for games at Atlanta (9/18/94) and vs. St. Louis (9/25/94).



75th Anniversary Patch



RB Marcus Allen (32), DE Neil Smith (90), T John Alt (76), QB Joe Montana (19) and LB Derrick Thomas (58) represented the Chiefs in the Pro Bowl following the '93 season. These '94 jerseys were the only uniforms in team history to feature a pair of commemorative patches. Note that Smith, Alt and Thomas have made their own "fashion statements" by rolling up their sleeves.

1999 – The club wears a "40th Anniversary" patch in honor of the franchise's 40th season. The patch features the AFL and Chiefs logos.



40th Anniversary Patch

2000 – The Chiefs wear a circular sticker bearing the number "58" on the back of their helmets in memory of LB Derrick Thomas, who passed away on

February 8, 2000. Ever mindful of Stram's legacy and the franchise's glory days, head coach Gunther Cunningham receives Hunt's blessing to revert back to the red pants on the road. The resurrected red pants debut in a 23-22 win at Denver (9/24/00) and remain a fixture of the club's road attire.



58 Sticker

2001 – A sticker bearing the American Flag returns to the back of all NFL helmets following the terrorist attacks of September 11th. The flag reappears on Chiefs helmets vs. the N.Y. Giants (9/23/01) and remains there to this day.



U.S. Flag Sticker

2002 – The Chiefs wear a "40th Anniversary in Kansas City" patch vs. Oakland (10/27/02), commemorating the franchise's 40th season in Mid-America. "The Scout" – Kansas City's most recognizable civic icon – is prominently featured on the patch along with Kansas City's downtown skyline. The NFL Equipment Shield replaces NFL Shield on jerseys and pants.



40th Anniversary in KC Patch

Note: Special thanks to Bobby Bell, Chiefs equipment manager Mike Davidson, Len Dawson, Rick Dean of the Topeka Capital-Journal, Bob Gretz of KCFX Radio, former Chiefs team photographer Rod Hanna, Lamar Hunt, former Chiefs equipment manager Bobby Yarborough and Chiefs photographer Hank Young for their research assistance.

ALL-TIME REVIEW

YEAR-BY-YEAR RESULTS

Year	Record	Head Coach	Division Finish
1960	8-6	Hank Stram	2nd AFL West
1961	6-8	Hank Stram	2nd AFL West
1962	11-3	Hank Stram	1st AFL West
1963	5-7-2	Hank Stram	3rd AFL West
1964	7-7	Hank Stram	2nd AFL West
1965	7-5-2	Hank Stram	3rd AFL West
1966	11-2-1	Hank Stram	1st AFL West
1967	9-5	Hank Stram	2nd AFL West
1968	12-2	Hank Stram	1st AFL West
1969	11-3	Hank Stram	2nd AFL West
1970	7-5-2	Hank Stram	2nd AFC West
1971	10-3-1	Hank Stram	1st AFC West
1972	8-6	Hank Stram	2nd AFC West
1973	7-5-2	Hank Stram	2nd AFC West
1974	5-9	Hank Stram	3rd AFC West
1975	5-9	Paul Wiggin	3rd AFC West
1976	5-9	Paul Wiggin	4th AFC West
1977	2-12	Paul Wiggin (1-6) Tom Bettis (1-6)*	5th AFC West
1978	4-12	Marv Levy	5th AFC West
1979	7-9	Marv Levy	5th AFC West
1980	8-8	Marv Levy	3rd AFC West
1981	9-7	Marv Levy	3rd AFC West
1982	3-6	Marv Levy	4th AFC West
1983	6-10	John Mackovic	4th AFC West
1984	8-8	John Mackovic	4th AFC West
1985	6-10	John Mackovic	5th AFC West
1986	10-6	John Mackovic	2nd AFC West
1987	4-11	Frank Gansz	5th AFC West
1988	4-11-1	Frank Gansz	5th AFC West
1989	8-7-1	Marty Schottenheimer	2nd AFC West
1990	11-5	Marty Schottenheimer	2nd AFC West
1991	10-6	Marty Schottenheimer	2nd AFC West
1992	10-6	Marty Schottenheimer	2nd AFC West
1993	11-5	Marty Schottenheimer	1st AFC West
1994	9-7	Marty Schottenheimer	2nd AFC West
1995	13-3	Marty Schottenheimer	1st AFC West
1996	9-7	Marty Schottenheimer	2nd AFC West
1997	13-3	Marty Schottenheimer	1st AFC West
1998	7-9	Marty Schottenheimer	4th AFC West
1999	9-7	Gunther Cunningham	2nd AFC West
2000	7-9	Gunther Cunningham	3rd AFC West
2001	6-10	Dick Vermeil	4th AFC West
2002	8-8	Dick Vermeil	4th AFC West
2003	13-3	Dick Vermeil	1st AFC West
2004	7-9	Dick Vermeil	3rd AFC West

*Bettis replaced Wiggin after seven games in '77.



Dick Vermeil

2001-04
34-30-0 (.531)



Gunther Cunningham

1999-00
16-16-0 (.500)



Marty Schottenheimer

1989-98
101-58-1 (.634)



Frank Gansz

1987-88
8-22-1 (.274)



John Mackovic

1983-86
30-34-0 (.469)



Marv Levy

1978-82
31-42-0 (.425)



Tom Bettis

1977
1-6-0 (.143)



Paul Wiggin

1975-77
11-24-0 (.314)



Hank Stram

1960-74
124-76-10 (.614)

ALL-TIME REVIEW KEY

(Applies to
Pages 293-338)

†Wild Card
Qualifiers

N - Night Games
(regular season only)

* See page 517 for
list of offensive
return scores

HISTORY

2004 KANSAS CITY CHIEFS

Head Coach: Dick Vermeil

7-9

TEAM STATISTICS

Preseason		Record: 1-3	
8/13	L 24-34	at N.Y. Giants	76,476
8/23	L 24-7	ST. LOUIS (Mon.)	75,428
8/28	L 19-21	CLEVELAND	76,086
9/2	L 20-24	at Dallas	61,157
Regular Season		Record: 7-9 (3rd - AFC West)	
9/12	L 24-34	at Denver (N)	75,939
9/19	L 17-28	CAROLINA	78,136
9/26	L 21-24	HOUSTON	77,433
10/4	W 27-24	at Baltimore (Mon.) (N)	69,827
10/17	L 16-22	at Jacksonville	66,413
10/24	W 56-10	ATLANTA	78,260
10/31	W 45-35	INDIANAPOLIS	78,312
11/7	L 31-34	at Tampa Bay	65,495
11/14	L 20-27	at New Orleans	64,900
11/22	L 19-27	NEW ENGLAND (Mon.) (N)	78,431
11/28	L 31-34	SAN DIEGO	77,447
12/5	W 34-27	at Oakland	51,292
12/13	W 49-38	at Tennessee (Mon.) (N)	68,932
12/19	W 45-17	DENVER	77,702
12/25	W 31-30	OAKLAND	77,289
1/2	L 17-24	at San Diego	64,920

	CHIEFS	OPP.
TOTAL FIRST DOWNS	398	327
Rushing/Passing/Penalty	138/228/32	97/190/40
3rd Down Made/Att.	81/193	71/185
3rd Down Pct.	47.2	38.4
4th Down Made/Att.	4/14	5/16
4th Down Pct.	28.6	31.3
TOTAL NET YARDS	6685	6037
Avg. Per Game	418.4	377.3
Total Plays	1089	960
Avg. Per Play	6.1	6.3
NET YARDS RUSHING	2289	1834
Avg. Per Game	143.1	114.6
Total Rushes	496	397
NET YARDS PASSING	4406	4203
Avg. Per Game	275.4	262.7
Sacked/Yards Lost	32/227	41/250
Gross Yards	4633	4453
Att./Completions	561/370	522/312
Completion Pct.	66.0	59.8
Had Intercepted	17	13
PUNTS/AVERAGE	55/39.5	64/42.2
Net Punting Avg.	55/31.5	64/35.8
PUNT RETURNS/YARDS	24/232	24/201
KICKOFF RETURNS/YARDS	75/1820	85/1908
PENALTIES/YARDS	117/963	117/957
FUMBLES/BALL LOST	20/10	23/8
TOUCHDOWNS	62	53
Rushing/Passing	31/27	18/32
Defensive/Kicking Game	2/2	1/2
TIME OF POSSESSION	32:14	27:46

SCORE BY PERIODS	1	2	3	4	OT	Total
CHIEFS TOTAL	113	137	93	140	0	483
Opp. Total	81	152	73	129	0	435

INDIVIDUAL STATISTICS

	PASSING						
	Att.	Cmp.	Yds.	Pct.	Int.	LG	Rating
Green	556	369	4591	66.4	27	17	701
Collins	5	1	42	20.0	0	4	62.1

CHIEFS TOTAL	561	370	4633	66.0	27	17	701
Opp. Total	522	312	4453	59.8	32	13	65

	PASS RECEIVING						
	No.	Yds.	Avg.	LG	TD		
Gonzalez	102	1258	12.3	32	7		
Kennison	62	1086	17.5	701	8		
Morton	55	795	14.5	52	3		
Blaylock	25	246	9.8	30	1		
Hall	25	230	9.2	22	0		
Johnson	22	278	12.6	40	2		
Holmes	19	187	9.8	52	1		
Richardson	19	118	6.2	22	0		
Dunn	17	120	7.1	17	3		
Horn	15	178	11.9	30	1		
Parker	9	137	15.2	481	1		

CHIEFS TOTAL	370	4633	12.5	701	27		
Opp. Total	312	4453	14.3	65	32		

	RUSHING				
	No.	Yds.	Avg.	LG	TD
Holmes	196	892	4.6	331	14
Johnson	120	581	4.8	461	9
Blaylock	118	539	4.6	24	8
Green	25	85	3.4	13	0
Hall	8	56	7.0	17	0
Richardson	12	56	4.7	13	0
Morton	7	43	6.1	14	0
Kennison	2	15	7.5	15	0
Horn	1	12	12.0	12	0
Gonzalez	1	5	5.0	5	0
Collins	1	4	4.0	4	0
Easy	1	1	1.0	1	0
Cheek	1	0	0.0	0	0

CHIEFS TOTAL	496	2289	4.6	461	31
Opp. Total	397	1834	4.6	781	18

TEAM LEADERS

Scoring: Lawrence Tynes	109 pts: 58 PATs, 17 FGs
INTs: Greg Wesley	4-92 yds
Eric Warfield	4-49 yds
Tackles: Scott Fujita	112 (71 solo)
Sacks: Jared Allen	9.0 (47.0 yds)
Punting: Steve Cheek	42-1643 yds, 39.1 avg, 8 In 20, 55 LG
Punt Returns: Dante Hall	23-232 yds, 10.1 avg, 0 TDs
Kickoff Returns: Dante Hall	68-1718 yds, 25.3 avg, 2 TDs

REGULAR STARTERS

OFFENSE		DEFENSE	
WR	Eddie Kennison	LE	Eric Hicks
LT	Willie Roaf	LT	Ryan Sims
LG	Brian Waters	RT	Lionel Dalton
C	Casey Wiegmann	RE	Jared Allen
RG	Will Shields	LOLB	Scott Fujita
RT	John Welbourn	MLB	Monty Beisel
TE	Tony Gonzalez	ROLB	Kawika Mitchell
WR	Johnnie Morton	LCB	Shawn Barber
QB	Trent Green	RCB	Eric Warfield
FB	Tony Richardson	SS	Dexter McClean
RB	Priest Holmes	FS	William Bartee
K	Lawrence Tynes	P	Greg Wesley
			Jerome Woods
			Steve Cheek

PRO BOWLERS IN BOLD

AMERICAN CONFERENCE				NATIONAL CONFERENCE			
Western Division				Western Division			
San Diego	W	L	T Pct.	Seattle	W	L	T Pct.
Denver †	12	4	0.750	St. Louis †	9	7	0.562
Kansas City	10	6	0.625	Arizona	8	8	0.500
Oakland	7	9	0.438	San Francisco	6	10	0.375
	5	11	0.312		2	14	0.125
Northern Division				Northern Division			
Pittsburgh	W	L	T Pct.	Green Bay	W	L	T Pct.
Baltimore	15	1	0.938	Minnesota †	10	6	0.625
Cincinnati	9	7	0.562	Detroit	8	8	0.500
Cleveland	8	8	0.500	Chicago	6	10	0.375
	4	12	0.250		5	11	0.312
Eastern Division				Eastern Division			
New England	W	L	T Pct.	Philadelphia	W	L	T Pct.
N.Y. Jets †	14	2	0.875	N.Y. Giants	13	3	0.812
Buffalo	10	6	0.625	Dallas	6	10	0.375
Miami	9	7	0.562	Washington	6	10	0.375
	4	12	0.250		6	10	0.375
Southern Division				Southern Division			
Indianapolis	W	L	T Pct.	Atlanta	W	L	T Pct.
Jacksonville	12	4	0.750	New Orleans	11	5	0.688
Houston	9	7	0.562	Carolina	8	8	0.500
Tennessee	7	9	0.438	Tampa Bay	7	9	0.438
	5	11	0.312		5	11	0.312

AFC Championship: New England 41, PITTSBURGH 27
 NFC Championship: PHILADELPHIA 27, Atlanta 10
 Super Bowl XXXIX: New England 24, Philadelphia 21

HISTORY

2003 KANSAS CITY CHIEFS

Head Coach: Dick Vermeil

13-3

TEAM STATISTICS

Preseason		Record: 3-2	
8/4	W 9-0	Green Bay (Mon.)	22,385
		Hall of Fame Game (Canton, OH)	
8/9	L 6-24	SAN FRANCISCO	73,830
8/16	W 26-16	MINNESOTA	75,634
8/23	L 31-42	at Seattle	39,833
8/28	W 22-6	at St. Louis	65,373
Regular Season		Record: 13-3 (1st - AFC West)	
9/7	W 27-14	SAN DIEGO	78,048
9/14	W 41-20	PITTSBURGH	78,416
9/21	W 42-14	at Houston	70,487
9/28	W 17-10	at Baltimore	69,459
10/5	W 24-23	DENVER	78,903
10/12	W 40-34 OT	at Green Bay	70,407
10/20	W 17-10	at Oakland (Mon.) (N)	62,391
10/26	W 38-5	BUFFALO (N)	78,689
11/9	W 41-20	CLEVELAND	78,560
11/16	L 19-24	at Cincinnati	64,923
11/23	W 27-24	OAKLAND	78,889
11/30	W 28-24	at San Diego	57,671
12/7	L 27-45	at Denver	76,403
12/14	W 45-17	DETROIT	77,922
12/20	L 20-45	at Minnesota (Sat.)	64,291
12/28	W 31-3	CHICAGO	78,413
AFC Divisional Playoff Game			
1/11	L 31-38	INDIANAPOLIS	79,159

	CHIEFS	OPP
TOTAL FIRST DOWNS	348	322
Rushing/Passing/Penalty	120/201/27	120/184/18
3rd Down Made/Att.	84/201	78/213
3rd Down Pct.	41.8	36.6
4th Down Made/Att.	6/10	10/23
4th Down Pct.	60.0	43.5
TOTAL NET YARDS	5910	5707
Avg. Per Game	369.4	356.7
Total Plays	1003	1054
Avg. Per Play	5.9	5.4
NET YARDS RUSHING	1929	2344
Avg. Per Game	120.6	146.5
Total Rushes	446	453
NET YARDS PASSING	3981	3363
Avg. Per Game	248.8	210.2
Sacked/Yards Lost	21/132	36/251
Gross Yards	4113	3614
Att./Completions	536/339	565/332
Completion Pct.	63.2	58.8
Had Intercepted	12	25
PLAYS/AVERAGE	81/39.0	73/40.7
Net Punting Avg.	81/33.2	73/31.4
PUNT RETURNS/YARDS	33/542	38/327
KICKOFF RETURNS/YARDS	62/1577	87/2043
PENALTIES/YARDS	79/698	95/781
FUMBLES/BALL LOST	13/5	21/12
TOUCHDOWNS	63	39
Rushing/Passing	32/24	18/19
Defensive/Kicking Game	3/4	1/1
TIME OF POSSESSION	29:23	30:37

SCORE BY PERIODS	1	2	3	4	OT	Total
CHIEFS TOTAL	112	153	82	131	6	484
Opp. Total	57	94	85	96	0	332

REGULAR STARTERS

OFFENSE		DEFENSE	
WR	Eddie Kennison	LE	Eric Hicks
LT	Willie Roaf	LT	John Browning
LG	Brian Waters	NT	Ryan Sims
C	Casey Wiegmann	RE	Vonnie Holliday
RG	Will Shields	LOLB	Scott Fujita
RT	John Tait	MLB	Mike Maslowski
TE	Tony Gonzalez		Kawika Mitchell
WR	Johnnie Morton	ROLB	Shawn Barber
QB	Trent Green	LCB	Eric Warfield
FB	Tony Richardson	RCB	Dexter McCleon
RB	Priest Holmes	SS	Greg Wesley
K	Morten Andersen	FS	Jerome Woods
		P	Jason Baker

PRO BOWLERS IN BOLD

AMERICAN CONFERENCE

Western Division			
W	L	T	Pct.
Kansas City	13	3	0.800
Denver †	10	6	0.625
Oakland	4	12	0.250
San Diego	4	12	0.250
Northern Division			
W	L	T	Pct.
Baltimore	10	6	0.625
Cincinnati	8	8	0.500
Pittsburgh	6	10	0.375
Cleveland	5	11	0.313
Eastern Division			
W	L	T	Pct.
New England	14	2	0.875
Miami	10	6	0.625
Buffalo	6	10	0.375
N.Y. Jets	6	10	0.375
Southern Division			
W	L	T	Pct.
Indianapolis	12	4	0.750
Tennessee †	12	4	0.750
Jacksonville	5	11	0.313
Houston	5	11	0.313

NATIONAL CONFERENCE

Western Division			
W	L	T	Pct.
St. Louis	12	4	0.750
Seattle †	10	6	0.625
San Francisco	7	9	0.438
Arizona	4	12	0.250
Northern Division			
W	L	T	Pct.
Green Bay	10	6	0.625
Minnesota	9	7	0.562
Chicago	7	9	0.438
Detroit	5	11	0.313
Eastern Division			
W	L	T	Pct.
Philadelphia	12	4	0.750
Dallas †	10	6	0.625
Washington	5	11	0.313
N.Y. Giants	4	12	0.250
Southern Division			
W	L	T	Pct.
Carolina	11	5	0.688
New Orleans	8	8	0.500
Tampa Bay	7	9	0.438
Atlanta	5	11	0.313

AFC Championship: NEW ENGLAND 24, Indianapolis 14
 NFC Championship: Carolina 14, PHILADELPHIA 3
 Super Bowl XXXVIII: New England 32, Carolina 29

INDIVIDUAL STATISTICS

	PASSING						Rating	
	Att.	Cmp.	Yds.	Pct. TD	Int	LG		
Green	523	330	4039	63.1	24	12	67.1	92.6
Collins	12	9	74	75.0	0	0	20	90.3
Holmes	1	0	0	0.0	0	0	0	39.6
Hall	0	0	0	0.0	0	0	0	---
CHIEFS TOTAL	536	339	4113	63.2	23	12	67.1	92.4
Opp. Total	565	332	3614	58.8	19	25	77.1	70.5

	PASS RECEIVING				
	No.	Yds.	Avg.	LG	TD
Holmes	74	690	9.3	36	0
Gonzalez	71	916	12.9	67	10
Kennison	56	853	15.2	51	5
Morton	50	740	14.8	50	4
Hall	40	423	10.6	67	1
Blaylock	15	181	12.1	63	1
Richardson	12	76	6.3	14	0
Boerigter	11	158	14.4	30	0
Dunn	5	35	7.0	15	3
Easy	3	19	6.3	8	0
Baber	1	20	20.0	20	0
L. Johnson	1	2	2.0	2	0
CHIEFS TOTAL	339	4113	12.1	67.1	24
Opp. Total	332	3614	10.9	77.1	19

	RUSHING				
	No.	Yds.	Avg.	LG	TD
Holmes	320	1420	4.4	31	27
Blaylock	22	112	5.1	25	0
Morton	8	194	11.8	39	0
L. Johnson	20	85	4.3	15	1
Green	26	83	3.2	24	0
Hall	16	73	4.6	21	1
Richardson	24	60	2.5	14	2
Kennison	2	9	4.5	31	0
Collins	8	-7	-0.9	7	0
CHIEFS TOTAL	446	1929	4.3	39	32
Opp. Total	453	2344	5.2	65.1	18

TEAM LEADERS

Scoring: Priest Holmes	162 pts; 27 TDs (27 rush, 0 rec.)
INTs: Greg Wesley	6-63 yds.
Dexter McCleon	6-(-3) yds.
Tackles: Scott Fujita	151 (110 solo)
Sacks: Vonnie Holliday	5.5 (-50.0 yds.)
Punting: Jason Baker	80-3156 yds, 39.5 avg, 21 In 20, 68 LG
Punt Returns: Dante Hall	29-472 yds, 16.3 avg, 2 TDs
Kickoff Returns: Dante Hall	57-1478 yds, 25.9 avg, 2 TDs

2002 KANSAS CITY CHIEFS

Head Coach: Dick Vermeil

8-8

TEAM STATISTICS

Preseason		Record: 3-1	
8/10	W 17-14 OT	at San Francisco	63,111
8/17	W 19-9	HOUSTON	73,506
8/24	L 14-17	at Seattle	49,036
8/30	W 23-16	ST. LOUIS	73,410
Regular Season		Record: 8-8 (4th - AFC West)	
9/8	W 40-39	at Cleveland	72,938
9/15	L 16-23	JACKSONVILLE	77,934
9/22	L 38-41 OT	at New England	68,436
9/29	W 48-30	MIAMI	78,178
10/6	W 29-25	at N.Y. Jets	78,149
10/13	L 34-35	at San Diego	58,995
10/20	L 34-37 OT	DENVER	78,446
10/27	W 20-10	OAKLAND	78,685
11/10	L 13-17	at San Francisco	67,881
11/17	W 17-16	BUFFALO	77,951
11/24	L 32-39	at Seattle	56,250
12/1	W 49-0	ARIZONA	77,809
12/8	W 49-10	ST. LOUIS	78,601
12/15	L 24-31	at Denver	75,947
12/22	W 24-22	SAN DIEGO	77,899
12/28	L 0-24	at Oakland (Sat)	62,078

REGULAR STARTERS

OFFENSE		DEFENSE	
WR	Eddie Kennison	LE	Eric Hicks
LT	Willie Roaf	LT	John Browning
LG	Brian Waters	NT	Derrick Ransom
C	Casey Wiegmann	RE	Duane Clemons
RG	Will Shields	LOLB	Scott Fujita
RT	John Tait	MLB	Marcus Patton
TE	Tony Gonzalez	ROLB	Mike Maslowski
WR	Johnnie Morton	LCB	Eric Warfield
QB	Trent Green	RCB	William Barteel
FB	Tony Richardson	SS	Greg Wesley
RB	Priest Holmes	FS	Shaunard Harts
K	Morten Andersen	P	Dan Stryzinski

PRO BOWLERS IN BOLD

AMERICAN CONFERENCE

Western Division				
	W	L	T	Pct.
Oakland	11	5	0	.688
Denver	9	7	0	.562
San Diego	8	8	0	.500
Kansas City	8	8	0	.500
Northern Division				
	W	L	T	Pct.
Pittsburgh	10	5	1	.656
Cleveland †	9	7	0	.562
Baltimore	7	9	0	.438
Cincinnati	2	14	0	.125
Eastern Division				
	W	L	T	Pct.
N.Y. Jets	9	7	0	.562
New England	9	7	0	.562
Miami	9	7	0	.562
Buffalo	8	8	0	.500
Southern Division				
	W	L	T	Pct.
Tennessee	11	5	0	.688
Indianapolis †	10	6	0	.625
Jacksonville	6	10	0	.375
Houston	4	12	0	.250

NATIONAL CONFERENCE

Western Division				
	W	L	T	Pct.
San Francisco	10	6	0	.625
St. Louis	7	9	0	.438
Seattle	7	9	0	.438
Arizona	5	11	0	.312
Northern Division				
	W	L	T	Pct.
Green Bay	12	4	0	.750
Minnesota	6	10	0	.375
Chicago	4	12	0	.250
Detroit	3	13	0	.188
Eastern Division				
	W	L	T	Pct.
Philadelphia	12	4	0	.750
N.Y. Giants †	10	6	0	.625
Washington	7	9	0	.438
Dallas	5	11	0	.312
Southern Division				
	W	L	T	Pct.
Tampa Bay	12	4	0	.750
Atlanta †	9	6	1	.594
New Orleans	9	7	0	.562
Carolina	7	9	0	.438

AFC Championship: OAKLAND 41, Tennessee 24
 NFC Championship: Tampa Bay 27, PHILADELPHIA 10
 Super Bowl XXXVII: Tampa Bay 48, Oakland 21

	CHIEFS	OPP.				
TOTAL FIRST DOWNS	343	367				
Rushing/Passing/Penalty	140/179/24	120/227/20				
3rd Down: Made/Att.	77/185	87/205				
3rd Down Pct.	41.6	42.4				
4th Down: Made/Att.	6/10	10/17				
4th Down Pct.	60.0	58.8				
TOTAL NET YARDS	6000	6248				
Avg. Per Game	375.0	390.5				
Total Plays	965	1081				
Avg. Per Play	6.2	5.8				
NET YARDS RUSHING	2378	2067				
Avg. Per Game	148.6	129.2				
Total Rushes	462	431				
NET YARDS PASSING	3622	4181				
Avg. Per Game	226.4	261.3				
Sacked/Yards Lost	26/141	34/215				
Gross Yards	3763	4396				
Att./Completions	477/292	616/403				
Completion Pct.	61.2	65.4				
Had Intercepted	13	18				
PUNTS/AVERAGE	65/37.3	60/39.1				
Net Punting Avg.	65/31.2	60/32.0				
PUNT RETURNS/YARDS	29/390	27/274				
KICKOFF RETURNS/YARDS	67/1474	88/1880				
PENALTIES/YARDS	75/700	100/827				
FUMBLES/BALL LOST	7/2	20/13				
TOUCHDOWNS	57	46				
Rushing/Passing	26/27	19/27				
Defensive/Kicking Game	1/3	0/0				
TIME OF POSSESSION	28:57	31:03				
SCORE BY PERIODS	1	2	3	4	OT	Total
CHIEFS TOTAL	101	122	76	168	0	467
Opp. Total	67	117	79	130	6	359

INDIVIDUAL STATISTICS

	PASSING									
	Att.	Cmp.	Yds.	Pct.	TD	Int.	LG	Rating		
Green	470	287	3690	61.1	26	13	99t	92.6		
Collins	6	5	73	83.3	1	0	29t	156.9		
Holmes	1	0	0	0.0	0	0	0	39.6		

CHIEFS TOTAL	477	292	3763	61.2	27	13	99t	93.5		
Opp. Total	616	403	4396	65.4	27	18	82t	88.8		

PASS RECEIVING

	No.	Yds.	Avg.	LG	TD
Holmes	70	672	9.6	64t	3
Gonzalez	63	773	12.3	42t	7
Kennison	53	906	17.1	54	2
Morton	29	397	13.7	30	1
Boengler	20	420	21.0	59t	8
Hall	20	322	16.1	75t	3
Richardson	18	125	6.9	23	1
Cloud	6	48	8.0	13	0
Blaylock	5	47	9.4	21	0
Easy	3	23	7.7	13	1
Dunn	2	16	8.0	11	0
Baber	2	10	5.0	7	1
Minnis	1	4	4.0	4	0

CHIEFS TOTAL	292	3763	12.9	99t	27
Opp. Total	403	4396	10.9	82t	27

RUSHING

	No.	Yds.	Avg.	LG	TD
Holmes	313	1615	5.2	56	21
Green	31	225	7.3	24	1
Morton	10	124	12.4	36	0
Cloud	49	115	2.3	9	2
Richardson	22	81	3.7	14	2
Blaylock	16	72	4.5	16	0
Kennison	7	58	8.3	31	0
Hall	11	54	4.9	21	0
Tait	1	28	28.0	28	0
Collins	1	7	7.0	7	0
Quinn	1	-1	-1.0	-1	0

CHIEFS TOTAL	462	2378	5.1	56	26
Opp. Total	431	2067	4.8	63t	19

TEAM LEADERS

Scoring: Priest Holmes	144 pts: 24 TDs (21 rush, 3 rec.)
INTs: Greg Wesley	6-170 yds
Tackles: Mike Maslowski	162 (109 solo)
Sacks: Eric Hicks	9.0 (-69.5 yds)
Punting: Dan Stryzinski	64-2422 yds, 37.8 avg, 15 in 20, 56 LG
Punt Returns: Dante Hall	29-390 yds, 13.4 avg, 2 TDs
Kickoff Returns: Dante Hall	57-1354 yds, 23.8 avg, 1 TD

HISTORY

2001 KANSAS CITY CHIEFS

Head Coach: Dick Vermeil

6-10

Preseason		Record: 2-2	
8/12	W 20-0	WASHINGTON	75,703
8/18	W 10-9	CHICAGO	77,618
8/23	L 23-28	at Jacksonville	48,623
8/31	L 17-21	at St. Louis	65,463
Regular Season		Record: 6-10 (4th - AFC West)	
9/9	L 24-27	OAKLAND	78,844
9/23	L 3-13	N.Y. GIANTS	77,666
9/30	W 45-13	at Washington	76,573
10/7	L 6-20	at Denver	75,037
10/14	L 17-20	PITTSBURGH	78,413
10/21	L 16-24	at Arizona	35,916
10/25	L 28-35	INDIANAPOLIS (Thur.) (N.)	74,212
11/4	W 25-20	at San Diego	58,789
11/11	L 7-27	at N.Y. Jets	78,234
11/25	W 19-7	SEATTLE	77,357
11/29	L 10-23	PHILADELPHIA (Thur.) (N.)	77,087
12/9	L 26-28	at Oakland	60,784
12/16	W 26-23 OT	DENVER	60,292
12/23	W 20-17	SAN DIEGO	76,131
12/30	W 30-26	at Jacksonville	59,396
1/6	L 18-21	at Seattle	58,460

TEAM STATISTICS

	CHIEFS	OPP.
TOTAL FIRST DOWNS	324	296
Rushing/Passing/Penalty	119/176/27	111/167/18
3rd Down: Made/Att.	70/195	86/218
3rd Down Pct.	35.9	39.4
4th Down: Made/Att.	5/16	5/8
4th Down Pct.	31.3	62.5
TOTAL NET YARDS	5673	5304
Avg. Per Game	354.6	331.5
Total Plays	1015	1003
Avg. Per Play	5.6	5.3
NET YARDS RUSHING	2008	2140
Avg. Per Game	125.5	133.8
Total Rushes	448	481
NET YARDS PASSING	3665	3164
Avg. Per Game	229.1	197.8
Sacked/Yards Lost	39/198	31/239
Gross Yards	3863	3403
Att./Completions	528/300	491/296
Completion Pct.	56.8	60.3
Had Intercepted	24	13
PUNTS/AVERAGE	75/40.5	79/41.0
Net Punting Avg.	75/35.3	79/35.6
PUNT RETURNS/YARDS	44/226	31/288
KICKOFF RETURNS/YARDS	61/1292	65/1474
PENALTIES/YARDS	88/602	87/761
FUMBLES/BALL LOST	19/9	23/13
TOUCHDOWNS	34	37
Rushing/Passing	16/17	15/19
Defensive/Kicking Game	1/0	1/2
TIME OF POSSESSION	29:07	30:53

REGULAR STARTERS

OFFENSE

WR	Derrick Alexander
LT	John Tait
LG	Brian Waters
C	Casey Wiegmann
RG	Will Shields
RT	Marcus Spears
TE	Tony Gonzalez
WR	Derrick Alexander
QB	Trent Green
FB	Tony Richardson
RB	Priest Holmes
K	Todd Peterson

DEFENSE

LE	Eric Hicks
LT	John Browning
	Eric Downing
NT	Derrick Ransom
RE	Duane Clemons
LOLB	Law Bush
MLB	Marvucus Patton
ROLB	Donnie Edwards
LCB	Ray Crockett
RCB	Eric Warfield
SS	Greg Wesley
FS	Jerome Woods
P	Dan Stryzinski

PRO BOWLERS IN BOLD

AMERICAN CONFERENCE

Western Division			
	W	L	T Pct.
Oakland	10	6	0.625
Seattle	9	7	0.562
Denver	8	8	0.500
Kansas City	6	10	0.375
San Diego	5	11	0.312
Central Division			
	W	L	T Pct.
Pittsburgh	13	3	0.812
Baltimore †	10	6	0.625
Cleveland	7	9	0.438
Tennessee	7	9	0.438
Jacksonville	6	10	0.375
Cincinnati	6	10	0.375
Eastern Division			
	W	L	T Pct.
New England	11	5	0.688
Miami †	11	5	0.688
N.Y. Jets †	10	6	0.625
Indianapolis	6	10	0.375
Buffalo	3	13	0.188

NATIONAL CONFERENCE

Western Division			
	W	L	T Pct.
St. Louis	14	2	0.875
San Francisco †	12	4	0.750
New Orleans	7	9	0.438
Atlanta	7	9	0.438
Carolina	1	15	0.062
Central Division			
	W	L	T Pct.
Chicago	13	3	0.812
Green Bay †	12	4	0.750
Tampa Bay †	9	7	0.562
Minnesota	5	11	0.312
Detroit	2	14	0.125
Eastern Division			
	W	L	T Pct.
Philadelphia	11	5	0.688
Washington	8	8	0.500
N.Y. Giants	7	9	0.438
Arizona	7	9	0.438
Dallas	5	11	0.312

AFC Championship: New England 24, PITTSBURGH 17
 NFC Championship: ST. LOUIS 29, Philadelphia 24
 Super Bowl XXXVI: New England 20, St. Louis 17

INDIVIDUAL STATISTICS

	PASSING							
	Att.	Cmp.	Yds.	Pct.	TD	Int.	LG	Rating
Green	523	296	3783	56.6	17	24	67	71.1
Collins	4	3	40	75.0	0	0	25	106.3
Gonzalez	1	1	40	100.0	0	0	40	118.8
CHIEFS TOTAL	528	300	3863	56.8	17	24	67	71.7
Opp. Total	491	296	3403	60.3	19	13	49	83.1

PASS RECEIVING

	No.	Yds.	Avg.	LG	TD
Gonzalez	73	917	12.6	36	6
Holmes	62	614	9.9	67	2
Minnis	33	511	15.5	56	1
Kennison	16	322	20.1	65	0
Richardson	30	265	8.8	47	0
Alexander	27	470	17.4	46	3
Thomas	19	247	13.0	28	1
Ricks	18	252	14.0	40	1
Parker	15	199	13.3	44	2
Dunn	4	54	13.5	28	1
J. Williams	2	11	5.5	9	0
Green	1	1	1.0	1	0

CHIEFS TOTAL	300	3863	12.9	67	17
Opp. Total	296	3403	11.5	49	19

RUSHING

	No.	Yds.	Avg.	LG	TD
Holmes	327	1555	4.8	41	8
Richardson	66	191	2.9	19	7
Green	35	158	4.5	16	0
Cloud	7	54	7.7	16	1
Kennison	2	13	6.5	14	0
Alexander	2	16	8.0	15	0
Hall	2	10	5.0	6	0
Gonzalez	1	9	9.0	9	0
Collins	2	6	3.0	7	0
Parker	3	6	2.0	7	0
Stryzinski	1	-10	-10	-10	0

CHIEFS TOTAL	448	2088	4.5	41	16
Opp. Total	481	2140	4.4	77	15

TEAM LEADERS

Scoring: Todd Peterson	106 pts.	27 PATs, 27 FGs
INTs: Eric Warfield	4-61 yds., 1 TD	
Tackles: Donnie Edwards	147 (112 solo)	
Sacks: Duane Clemons	7.0 (-68.5 yds.)	
Punting: Dan Stryzinski	73-2976 yds., 40.8 avg., 27 in 20, 76 LGs	
Punt Returns: Dante Hall	32-235 yds., 7.3 avg., 0 TDs	
Kickoff Returns: Dante Hall	43-969 yds., 22.5 avg., 0 TDs	

HISTORY

2000 KANSAS CITY CHIEFS

Head Coach: Gunther Cunningham



TEAM STATISTICS

Preseason Record: 0-4

8/5	L	10-14	at Tennessee	68,016
8/13	L	10-33	SAN FRANCISCO	76,682
8/19	L	22-26	JACKSONVILLE	75,120
8/25	L	14-37	at Tampa Bay	64,267

Regular Season Record: 7-9 (3rd - AFC West)

9/3	L	14-27	INDIANAPOLIS	78,357
9/10	L	14-17 OT	at Tennessee	68,203
9/17	W	42-10	SAN DIEGO	77,604
9/24	W	23-22	at Denver	74,596
10/2	W	24-17	SEATTLE (Mon.) (N)	82,893
10/15	L	17-20	OAKLAND	79,025
10/22	W	54-34	ST. LOUIS	79,142
10/29	W	24-19	at Seattle	62,141
11/5	L	31-49	at Oakland	62,428
11/12	L	7-21	at San Francisco	68,002
11/19	L	17-21	BUFFALO	78,457
11/26	L	16-17	at San Diego	47,228
12/4	L	24-30	at New England (Mon.) (N)	60,292
12/10	W	15-14	CAROLINA	77,481
12/17	W	20-7	DENVER	78,406
12/24	L	13-29	at Atlanta	41,017

	CHIEFS	OPP.
TOTAL FIRST DOWNS	321	330
Rushing/Passing/Penalty	84/207/30	103/201/26
3rd Down: Made/Att	75/204	84/207
3rd Down Pct.	36.8	40.6
4th Down: Made/Att	4/13	8/11
4th Down Pct.	30.8	72.7
TOTAL NET YARDS	5614	5280
Avg. Per Game	350.9	330.0
Total Plays	999	1041
Avg. Per Play	5.6	5.1
NET YARDS RUSHING	1465	1809
Avg. Per Game	91.6	113.1
Total Rushes	383	441
NET YARDS PASSING	4149	3471
Avg. Per Game	259.3	216.9
Sacked/Yards Lost	34/259	51/266
Gross Yards	4408	3737
Attempts/Completions	582/342	549/358
Pct. of Completions	58.8	65.2
Had Intercepted	15	15
PUNTS/AVERAGE	82/44.6	78/43.1
Net Punting Avg.	82/35.8	78/36.6
PUNT RETURNS/YARDS	37/295	43/559
KICKOFF RETURNS/YARDS	70/1466	70/1679
PENALTIES/YARDS	118/848	108/1020
FUMBLES/BALL LOST	23/11	19/14
TOUCHDOWNS	44	42
Rushing/Passing	12/29	13/25
Defensive/Kicking Game	3/0	4/0
TIME OF POSSESSION	27:36	32:24

SCORE BY PERIODS	1	2	3	4	OT	Total
CHIEFS TOTAL	50	99	82	124	0	355
Opp. Total	75	123	64	89	3	354

INDIVIDUAL STATISTICS

PASSING

	Att.	Comp.	Yds.	Pct.	TD	Int.	LG	Rating
Grbac	547	326	4169	59.6	28	14	811	89.9
Morris	34	15	208	44.1	1	4	41	61.9
Morris	1	1	31	100.0	0	0	31	118.8
CHIEFS TOTAL	582	342	4408	58.8	29	15	811	88.5
Opp. Total	549	358	3737	65.2	25	15	47	88.6

PASS RECEIVING

	No.	Yds.	Avg.	LG	TD
Gonzalez	93	1203	12.9	39	9
Alexander	78	1391	17.8	811	10
Richardson	58	468	8.1	24	3
Morris	48	678	14.1	47	3
Lockett	33	422	12.8	34	2
Anders	15	76	5.1	12	0
Drayton	8	70	8.8	21	2
Parker	3	41	13.7	27	0
Dunn	2	26	13.0	20	0
Bennett	2	17	8.5	13	0
Cloud	2	16	8.0	13	0
CHIEFS TOTAL	342	4408	12.9	811	29
Opp. Total	358	3737	10.4	47	25

RUSHING

	No.	Yds.	Avg.	LG	TD
Richardson	147	697	4.7	33	3
Anders	76	331	4.4	69	2
Moreau	67	179	2.7	22	4
Grbac	30	110	3.7	22	1
Cloud	30	84	2.8	15	1
Alexander	3	45	15.0	26	0
Bennett	27	24	0.9	6	1
Moon	2	2	1.0	2	0
Parker	1	-7	-7.0	-7	0
CHIEFS TOTAL	383	1465	3.8	69	12
Opp. Total	441	1822	4.1	50	13

TEAM LEADERS

Scoring: Todd Peterson	70 pts	25 PATs	15 FGs
INTs: James Hasty	4-53 yds.	0 TDs	
Tackles: Donnie Edwards	151 (119 solo)		
Sacks: Eric Hicks	14.0 (-73.0 yds.)		
Punting: Todd Sauerbrun	82-3655 yds.	44.6 avg.	28 In 20, 68 LG
Punt Returns: Kevin Lockett	26-208 yds.	8.0 avg.	0 TDs
Kickoff Returns: Mike Cloud	36-779 yds.	21.6 avg.	0 TDs

HISTORY

REGULAR STARTERS

OFFENSE

WR	Sylvester Morris
LT	John Tait
LG	Jeff Blackshear
C	Tim Grunhard
RG	Will Shields
TE	Victor Riley
RT	Tony Gonzalez
WR	Derrick Alexander
QB	Elvis Grbac
FB	Tony Richardson
RB	Kimble Anders
	Tony Richardson
K	Pete Stoyanovich
	Todd Peterson

DEFENSE

LE	Eric Hicks
LT	Chester McGlockton
RT	Dan Williams
RE	Duane Clemons
LOLB	Lew Bush
	Mike Maslowski
MLB	Marvuc Patton
ROLB	Donnie Edwards
LCB	Pat Dennis
RCB	James Hasty
SS	Greg Westley
FS	Jerome Woods
P	Todd Sauerbrun

PRO BOWLERS IN BOLD



AMERICAN CONFERENCE

Western Division

	W	L	T	Pct.
Oakland	12	4	0	.750
Denver †	11	5	0	.688
Kansas City	7	9	0	.438
Seattle	6	10	0	.375
San Diego	1	15	0	.063

Central Division

	W	L	T	Pct.
Tennessee	13	3	0	.813
Baltimore †	12	4	0	.750
Pittsburgh	9	7	0	.563
Jacksonville	7	9	0	.438
Cincinnati	4	12	0	.250
Cleveland	3	13	0	.188

Eastern Division

	W	L	T	Pct.
Miami	11	5	0	.688
Indianapolis †	10	6	0	.625
N.Y. Jets	9	7	0	.563
Buffalo	8	8	0	.500
New England	5	11	0	.313



NATIONAL CONFERENCE

Western Division

	W	L	T	Pct.
New Orleans	10	6	0	.625
St. Louis †	10	6	0	.625
Carolina	7	9	0	.438
San Francisco	6	10	0	.375
Atlanta	4	12	0	.250

Central Division

	W	L	T	Pct.
Minnesota	11	5	0	.688
Tampa Bay †	10	6	0	.625
Detroit	9	7	0	.563
Green Bay	9	7	0	.563
Chicago	5	11	0	.313

Eastern Division

	W	L	T	Pct.
N.Y. Giants	12	4	0	.750
Philadelphia †	11	5	0	.688
Washington	8	8	0	.500
Dallas	5	11	0	.313
Arizona	3	13	0	.188

AFC Championship: Baltimore 16, OAKLAND 3
 NFC Championship: N.Y. GIANTS 41, Minnesota 0
 Super Bowl XXXV: Baltimore 34, N.Y. Giants 7

1999 KANSAS CITY CHIEFS

Head Coach: Gunther Cunningham

9-7

Preseason		Record: 2-2
8/15 W 22-20	TENNESSEE	75,152
8/21 L 7-17	TAMPA BAY	76,292
8/26 L 6-31	at Jacksonville	56,932
9/3 W 34-27	at San Diego	46,005
Regular Season		Record: 9-7 (2nd - AFC West)
9/12 L 17-20	at Chicago	58,381
9/19 W 26-10	DENVER	78,683
9/26 W 31-21	DETROIT	78,384
10/3 L 14-21	at San Diego	58,099
10/10 W 16-14	NEW ENGLAND	78,636
10/21 W 35-8	at Baltimore (Thur.) (N)	68,771
10/31 W 34-0	SAN DIEGO	78,473
11/7 L 17-25	at Indianapolis	56,689
11/14 L 10-17	at Tampa Bay	64,927
11/21 L 19-30	SEATTLE	78,714
11/28 W 37-34	at Oakland	48,632
12/5 W 16-10	at Denver	73,855
12/12 W 31-28	MINNESOTA (N)	78,932
12/18 W 35-19	PITTSBURGH (Sat.)	78,697
12/26 L 14-23	at Seattle	66,332
1/2 L 38-41 OT	OAKLAND	79,026

REGULAR STARTERS

OFFENSE

WR Andre Rison
LT Glenn Parker
LG Dave Szott
C Tim Grunhard
RG Will Shields
RT Victor Riley
TE Tony Gonzalez
WR Derrick Alexander
QB Elvis Grbac
FB Tony Richardson
RB Bam Morris
K Pete Stoyanovich

DEFENSE

LE Eric Hicks
LT Chester McGlockton
RT Tom Barndt
RE Leslie O'Neal
Dan Williams
LOLB Derrick Thomas
MLB Marcus Patton
ROLB Donnie Edwards
LCB Kris Dishman
RCB James Hasty
SS Reggie Tongue
FS Jerome Woods
P Daniel Pope

PRO BOWLERS IN BOLD

AMERICAN CONFERENCE

Western Division			
	W	L	T Pct.
Seattle	9	7	0 .563
Kansas City	9	7	0 .563
San Diego	8	8	0 .500
Oakland	8	8	0 .500
Denver	6	10	0 .375
Central Division			
	W	L	T Pct.
Jacksonville	14	2	0 .875
Tennessee †	13	3	0 .813
Baltimore	8	8	0 .500
Pittsburgh	6	10	0 .375
Cincinnati	4	12	0 .250
Cleveland	2	14	0 .125
Eastern Division			
	W	L	T Pct.
Indianapolis	13	3	0 .813
Buffalo †	11	5	0 .688
Miami †	9	7	0 .563
N.Y. Jets	8	8	0 .500
New England	8	8	0 .500

NATIONAL CONFERENCE

Western Division			
	W	L	T Pct.
St. Louis	13	3	0 .813
Carolina	8	8	0 .500
Atlanta	5	11	0 .313
San Francisco	4	12	0 .250
New Orleans	3	13	0 .188
Central Division			
	W	L	T Pct.
Tampa Bay	11	5	0 .688
Minnesota †	10	6	0 .625
Detroit †	8	8	0 .500
Green Bay	8	8	0 .500
Chicago	6	10	0 .375
Eastern Division			
	W	L	T Pct.
Washington	10	6	0 .625
Dallas †	8	8	0 .500
N.Y. Giants	7	9	0 .438
Arizona	6	10	0 .375
Philadelphia	5	11	0 .313

AFC Championship: Tennessee 33, Jacksonville 14
 NFC Championship: ST. LOUIS 11, Tampa Bay 6
 Super Bowl XXXIV: ST. LOUIS 23, Tennessee 16

TEAM STATISTICS

	CHIEFS	OPP
TOTAL FIRST DOWNS	282	281
Rushing/Passing/Penalty	108/164/10	80/173/28
3rd Down: Made/Att	96/243	65/215
3rd Down Pct.	39.5	30.2
4th Down: Made/Att	6/11	6/13
4th Down Pct.	54.5	46.2
TOTAL NET YARDS	5321	5039
Avg. Per Game	332.6	314.9
Total Plays	1049	1033
Avg. Per Play	5.1	4.9
NET YARDS RUSHING	2082	1557
Avg. Per Game	130.1	97.3
Total Rushes	521	415
NET YARDS PASSING	3239	3482
Avg. Per Game	202.4	217.6
Sacked/Yards Lost	26/170	40/286
Gross Yards	3409	3768
Attempts/Completions	502/295	578/317
Pct. of Completions	58.8	54.8
Had Intercepted	15	25
PUNTS/AVERAGE	104/40.9	88/43.5
Net Punting Avg.	104/35.1	88/35.4
PUNT RETURNS/YARDS	58/706	46/406
KICKOFF RETURNS/YARDS	63/1182	78/1544
PENALTIES/YARDS	126/982	107/787
FUMBLES/BALL LOST	22/9	31/20
TOUCHDOWNS	47	38
Rushing/Passing	14/22	10/24
Defensive/Kicking Game	9/2	1/3
TIME OF POSSESSION	30:20	29:40

SCORE BY PERIODS	1	2	3	4	OT	Total
CHIEFS TOTAL	84	105	93	108	0	390
Opp. Total	50	133	74	62	3	322

INDIVIDUAL STATISTICS

	Att.	Cmp.	Yds.	Pct.	TD	Int.	LG	Rating
Grbac	499	254	3389	58.9	22	15	86f	81.7
Moon	3	1	20	33.3	0	0	20	57.6
CHIEFS TOTAL	502	295	3409	58.8	22	15	86f	81.5
Opp. Total	578	317	3768	54.8	24	25	54	70.8

PASS RECEIVING

	No.	Yds.	Avg.	LG	TD
Gonzalez	76	849	11.2	73f	11
Alexander	54	832	15.4	86f	2
Horn	35	586	16.7	78f	6
Lockett	34	426	12.5	38f	2
Richardson	24	141	5.9	29	0
Rison	21	218	10.4	20	0
Shehee	18	136	7.6	17	0
Johnson	10	88	9.8	19	1
Bennett	10	41	4.1	12	0
Morris	7	37	5.3	9	0
Cloud	3	25	8.3	12	0
Anders	2	14	7.0	9	0
Jacoby	1	6	6.0	6	0
CHIEFS TOTAL	295	3409	11.6	86f	22
Opp. Total	317	3768	11.9	54	24

RUSHING

	No.	Yds.	Avg.	LG	TD
Bennett	161	627	3.9	44	3
Morris	120	414	3.5	24	8
Richardson	84	387	4.6	26	1
Shehee	65	238	3.7	18	1
Anders	32	181	5.7	46	0
Cloud	35	128	3.7	14	0
Alexander	2	82	41.0	82f	1
Horn	2	15	7.5	9	0
Grbac	19	10	0.5	8	0
Pope	1	0	0.0	0	0
CHIEFS TOTAL	521	2082	4.0	82f	14
Opp. Total	415	1557	3.8	45	10

TEAM LEADERS

Scoring: Pete Stoyanovich	108 pts:	45 PATS, 21 FGs
INTs: James Hasty	7-98 yds., 2 TDs	
Tackles: Donnie Edwards	143 (105 solo)	
Sacks: Derrick Thomas	7.0 (-65.0 yds.)	
Punting: Daniel Pope	101-4218 yds., 41.8 avg., 20 In, 20 Out, 64 LG	
Punt Returns: Tamarick Vanover	51-627 yds., 12.3 avg., 2 TDs	
Kickoff Returns: Tamarick Vanover	44-886 yds., 20.1 avg., 0 TDs	

HISTORY

1998 KANSAS CITY CHIEFS

Head Coach: Marty Schottenheimer



HISTORY

Preseason Record: 2-3

8/1	L	24-27 OT	Green Bay (Tokyo, Japan)	42,018
8/8	W	17-13	Tampa Bay (Norman, OK)	43,657
8/15	L	0-34	at Minnesota	60,995
8/22	W	22-21	JACKSONVILLE	71,079
8/28	L	6-10	ST. LOUIS	69,501

Regular Season Record: 7-9 (4th - AFC West)

9/6	W	28-8	OAKLAND (N)	78,945
9/13	L	16-21	at Jacksonville	69,821
9/20	W	23-7	SAN DIEGO	73,730
9/27	W	24-21	at Philadelphia	66,675
10/4	W	17-6	SEATTLE (N)	66,418
10/11	L	10-40	at New England	59,749
10/26	L	13-20	PITTSBURGH (Mon.) (N)	79,431
11/1	L	17-20	N.Y. JETS	65,104
11/8	L	12-24	at Seattle	66,251
11/16	L	7-30	DENVER (Mon.) (N)	78,100
11/22	L	37-38	at San Diego	59,894
11/29	W	34-24	ARIZONA	69,613
12/6	L	31-35	at Denver	74,962
12/13	W	20-17	DALLAS	77,697
12/20	L	7-28	at N.Y. Giants	66,040
12/26	W	31-24	at Oakland (Sat.)	52,679

REGULAR STARTERS

OFFENSE

WR	Andre Rison
LT	Jeff Criswell
LG	Glenn Parker
C	Tim Grunhard
RG	Will Shields
RT	Victor Riley
TE	Tony Gonzalez
WR	Derrick Alexander
QB	Elvis Grbac
	Rich Gannon
FB	Kimble Anders
RB	Donnell Bennett
K	Pete Stoyanovich

DEFENSE

LE	John Browning
NT	Tom Barndt
RE	Chester McGlockton
FALC	Derrick Thomas
	Leslie O'Neal
ILB	Wayne Simmons
MLB	Donnie Edwards
RLB	Anthony Davis
LCB	Dale Carter
	Mark McMillian
RCB	James Hasty
SS	Reggie Tongue
FS	Jerome Woods
P	Louie Aguiar

PRO BOWLERS IN BOLD

AMERICAN CONFERENCE

Western Division				
	W	L	T	Pct.
Denver	14	2	0	.875
Oakland	8	8	0	.500
Seattle	8	8	0	.500
Kansas City	7	9	0	.438
San Diego	5	11	0	.313

Central Division				
	W	L	T	Pct.
Jacksonville	11	5	0	.688
Tennessee	8	8	0	.500
Pittsburgh	7	9	0	.438
Baltimore	6	10	0	.375
Cincinnati	3	13	0	.188

Eastern Division				
	W	L	T	Pct.
N.Y. Jets	12	4	0	.750
Buffalo †	10	6	0	.625
Miami †	10	6	0	.625
New England †	9	7	0	.563
Indianapolis	3	13	0	.188

NATIONAL CONFERENCE

Western Division				
	W	L	T	Pct.
Atlanta	14	2	0	.875
San Francisco †	12	4	0	.750
New Orleans	6	10	0	.375
Carolina	4	12	0	.250
St. Louis	4	12	0	.250

Central Division				
	W	L	T	Pct.
Minnesota	15	1	0	.938
Green Bay †	11	5	0	.688
Tampa Bay	8	8	0	.500
Detroit	5	11	0	.313
Chicago	4	12	0	.250

Eastern Division				
	W	L	T	Pct.
Dallas	10	6	0	.625
Arizona †	9	7	0	.563
N.Y. Giants	8	8	0	.500
Washington	6	10	0	.375
Philadelphia	3	13	0	.188

AFC Championship: DENVER 23, N.Y. Jets 10
 NFC Championship: Atlanta 30, MINNESOTA 27
 Super Bowl XXXIII: Denver 34, Atlanta 19

TEAM STATISTICS

	CHIEFS	OPP.
TOTAL FIRST DOWNS	289	321
Rushing/Passing/Penalty	103/153/33	119/146/56
3rd Down Made/Att	70/220	69/204
3rd Down Pct.	31.8	33.8
4th Down Made/Att	13/25	6/12
4th Down Pct.	52.0	50.0
TOTAL NET YARDS	4808	4854
Avg. Per Game	300.5	303.4
Total Plays	1012	1010
Avg. Per Play	4.8	4.8
NET YARDS RUSHING	1548	1869
Avg. Per Game	96.8	116.8
Total Rushes	433	491
NET YARDS PASSING	3260	2985
Avg. Per Game	203.8	186.6
Sacked/Yards Lost	36/212	40/268
Gross Yards	3472	3253
Attempts/Completions	543/305	479/259
Pct. of Completions	56.2	54.1
Had Intercepted	18	13
PUNTS/AVERAGE	77/42.3	77/42.2
Net Punting Avg.	77/34.3	77/36.0
PUNT RETURNS/YARDS	38/316	41/513
KICKOFF RETURNS/YARDS	63/1319	69/1374
PENALTIES/YARDS	158/1304	138/1292
FUMBLES/BALL LOST	35/14	36/20
TOUCHDOWNS	35	44
Rushing/Passing	19/15	22/17
Defensive/Kicking Game	1/0	3/2
TIME OF POSSESSION	29:53	30:07

SCORE BY PERIODS	1	2	3	4	OT	Total
CHIEFS TOTAL	77	67	105	78	0	327
Opp. Total	101	100	65	97	0	363

INDIVIDUAL STATISTICS

	PASSING						
	Att.	Cmp.	Yds.	Pct.	TD	Int.	LG
Gannon	354	206	2305	58.2	10	6	80†
Grbac	186	96	1142	52.1	5	12	65
Hughes	1	1	25	100.0	0	0	25
CHIEFS TOTAL	543	305	3472	56.2	15	18	80†
Opp. Total	479	259	3253	54.1	17	13	70.5

	PASS RECEIVING						
	No.	Yds.	Avg.	LG	TD		
Anders	64	462	7.2	29	2		
Gonzalez	59	621	10.5	32	2		
Alexander	54	992	18.4	65	4		
Rison	40	542	13.6	80†	5		
Lockett	19	281	14.8	38	0		
Bennett	16	91	5.7	14	1		
Horn	14	198	14.1	57	1		
Popson	13	90	6.9	17	0		
Morris	12	95	7.9	29	0		
Shehee	10	73	7.3	14	0		
Richardson	2	13	6.5	15	0		
Hughes	1	10	10.0	10	0		
Shields	1	4	4.0	4	0		
CHIEFS TOTAL	305	3472	11.4	80†	15		
Opp. Total	259	3253	12.6	58	17		

	RUSHING				
	No.	Yds.	Avg.	LG	TD
Bennett	148	527	3.6	25	5
Morris	129	481	3.7	38	8
Anders	58	230	4.0	20	1
Gannon	44	168	3.8	21	3
Shehee	22	57	2.6	10	0
Richardson	20	45	2.3	6	2
Grbac	7	27	3.9	10	0
Rison	2	12	6.0	11	0
Vanover	2	1	0.5	2	0
Horn	1	0	0.0	0	0
CHIEFS TOTAL	433	1548	3.6	38	19
Opp. Total	491	1869	3.8	72†	22

TEAM LEADERS

Scoring: Pete Stoyanovich	115 pts: 34 PATS, 27 FGs
INTs: James Hasty	4-42 yds, 0 TDs
Tackles: Donnie Edwards	151 (97 solo)
Sacks: Derrick Thomas	12.0 (-79.0 yds.)
Punting: Louie Aguiar	75-3226 yds., 43.0 avg., 20 in 20, 59 LG
Punt Returns: Tamarck Vanover	27-264 yds, 9.8 avg., 0 TDs
Kickoff Returns: Tamarck Vanover	41-956 yds., 23.3 avg., 0 TDs

1997 KANSAS CITY CHIEFS

Head Coach: Marty Schottenheimer



Preseason		Record: 1-3	
8/2	L 14-28	PITTSBURGH	72,726
8/9	L 7-26	at New Orleans	55,211
8/14	W 30-10	CAROLINA	76,972
8/22	L 13-14	at St. Louis	63,936
Regular Season		Record: 13-3 (1st - AFC West)	
8/31	L 3-19	at Denver	75,600
9/8	W 28-27	at Oakland (Mon.) (N)	61,523
9/14	W 22-16	BUFFALO	78,169
9/21	W 35-14	at Carolina	67,402
9/28	W 20-17 OT	SEATTLE	77,877
10/5	L 14-17	at Miami	71,794
10/16	W 31-3	SAN DIEGO (Thur.) (N)	77,196
10/26	W 28-20	at St. Louis	64,864
11/3	W 13-10	PITTSBURGH (Mon.) (N)	78,301
11/9	L 10-24	at Jacksonville	70,444
11/16	W 24-22	DENVER	77,963
11/23	W 19-14	at Seattle	66,264
11/30	W 44-9	SAN FRANCISCO	77,535
12/7	W 30-0	OAKLAND	76,379
12/14	W 29-7	at San Diego	54,594
12/21	W 25-13	NEW ORLEANS	66,772
AFC Divisional Playoff Game			
1/4	L 10-14	DENVER (Sat.)	76,965

REGULAR STARTERS

OFFENSE

WR	Andre Rison
LT	Jeff Criswell
LG	Dave Szott
C	Tim Grunhard
RG	Will Shields
RT	Glenn Parker
TE	Ted Popson
WR	Lake Dawson
QB	Elvis Grbac
FB	Kimble Anders
RB	Greg Hill
K	Pete Stoyanovich

DEFENSE

LT	Vaughn Booker
RT	Joe Phillips
RE	John Browning
LOLB	Derrick Thomas
ILB	Terry Woodden
MLB	Donnie Edwards
ROLB	Anthony Davis
LCB	Dale Carter
RCB	James Hasty
SS	Reggie Tongue
FS	Jerome Woods
P	Louie Aguiar

PRO BOWLERS IN BOLD

AMERICAN CONFERENCE

Western Division

	W	L	T	Pct.
Kansas City	13	3	0	.813
Denver †	12	4	0	.750
Seattle	8	8	0	.500
Oakland	4	12	0	.250
San Diego	4	12	0	.250

Central Division

	W	L	T	Pct.
Pittsburgh	11	5	0	.688
Jacksonville †	11	5	0	.688
Tennessee	8	8	0	.500
Cincinnati	7	9	0	.438
Baltimore	6	9	1	.406

Eastern Division

	W	L	T	Pct.
New England	10	6	0	.625
Miami †	9	7	0	.563
N.Y. Jets	9	7	0	.563
Buffalo	6	10	0	.375
Indianapolis	3	13	0	.188

NATIONAL CONFERENCE

Western Division

	W	L	T	Pct.
San Francisco	13	3	0	.813
Atlanta	7	9	0	.438
Carolina	7	9	0	.438
New Orleans	6	10	0	.375
St. Louis	5	11	0	.313

Central Division

	W	L	T	Pct.
Green Bay	13	3	0	.813
Tampa Bay †	10	6	0	.625
Detroit †	9	7	0	.563
Minnesota †	9	7	0	.563
Chicago	4	12	0	.250

Eastern Division

	W	L	T	Pct.
N.Y. Giants	10	5	1	.656
Washington	8	7	1	.531
Philadelphia	6	9	1	.406
Dallas	6	10	0	.375
Arizona	4	12	0	.250

AFC Championship: Denver 24, PITTSBURGH 21
 AFC Championship: Green Bay 23, SAN FRANCISCO 10
 Super Bowl XXXII: Denver 31, Green Bay 24

TEAM STATISTICS

	CHIEFS	OPP.
TOTAL FIRST DOWNS	315	278
Rushing/Passing/Penalty	129/163/23	94/158/26
3rd Down: Made/Att	93/225	65/206
4th Down: Made/Att	41/3	31/6
4th Down Pct.	5/16	4/13
4th Down Pct.	31.3	30.8
TOTAL NET YARDS	5064	4880
Avg. Per Game	316.5	305.0
Total Plays	1054	974
Avg. Per Play	4.8	5.0
NET YARDS RUSHING	2171	1621
Avg. Per Game	135.7	101.3
Total Rushes	529	413
Avg. Per Play	4.1	3.9
NET YARDS PASSING	2893	3259
Avg. Per Game	180.8	203.7
Sacked/Yards Lost	32/236	54/355
Gross Yards	3129	3618
Attempts/Completions	493/271	507/271
Pct. of Completions	57.0	53.5
Had Intercepted	10	21
PUNTS/AVERAGE	83/42.0	84/41.3
Net Punting Avg.	39.0	33.9
PUNT RETURNS/YARDS	35/383	39/255
KICKOFF RETURNS/YARDS	54/1345	86/1672
PENALTIES/YARDS	121/1035	113/977
FUMBLES/LOST	21/10	30/13
TOUCHDOWNS	42	23
Rushing/Passing	15/20	8/15
Returns: Off./Def./Kicking Game	1/4/2	0/0
TIME OF POSSESSION	31:16	28:44

SCORE BY PERIODS	1	2	3	4	OT	Total
CHIEFS TOTAL	63	149	59	101	3	375
Opp. Total	61	80	47	44	0	232

INDIVIDUAL STATISTICS

	PASSING		Pct.	TD	Int	LG	Rating
	Att.	Yds.					
Grbac	314	179	57.6	11	6	55	75.1
Gannon	175	98	56.0	7	4	47	79.8
Tolliver	1	1	100.0	0	0	8	79.2
Allen	2	2	15	100.0	2	14	137.5
Aguiar	1	1	35	100.0	0	35	118.8
CHIEFS TOTAL	493	281	57.0	20	10	55	81.1
Opp. Total	507	271	53.5	15	21	78	69.0

PASS RECEIVING

	No.	Yds.	Avg.	LG	TD
Rison	72	1092	15.2	45	7
Anders	59	453	7.7	55	2
Popson	35	320	9.1	21	2
Gonzalez	33	368	11.2	30	2
Dawson	21	273	13.0	27	2
Hill	12	126	10.5	39	0
Allen	11	66	7.8	18	0
Vanover	7	65	9.3	14	2
Hughes	7	5	0.7	4	0
Bennett	6	83	13.8	27	0
Perinman	5	60	12.0	22	0
Walker	3	6	2.0	3	3
Horn	2	65	32.5	47	0
Lockett	1	35	35.0	35	0
CHIEFS TOTAL	281	3129	11.1	55	20
Opp. Total	271	3618	13.4	78	15

RUSHING

	No.	Yds.	Avg.	LG	TD
Hill	157	550	3.5	38	0
Allen	124	505	4.1	30	11
Anders	79	397	5.0	43	0
Bennett	94	369	3.9	14	1
Grbac	30	168	5.6	20	1
Gannon	33	109	3.3	13	2
Vanover	5	50	10.0	17	0
Aguiar	2	11	5.5	6	0
Richardson	2	11	5.5	6	0
Tolliver	2	-1	-0.5	0	0
Rison	1	2	2.0	2	0
CHIEFS TOTAL	529	2171	4.1	43	15
Opp. Total	413	1621	3.9	45	8

TEAM LEADERS

Scoring: Pete Stoyanovich	113 pts:	35 PATs,	26 FGs
INTs: Mark McMillan	8-274 yds,	3 TDs	
Tackles: Reggie Tongue	142 (91 solo)		
Sacks: Dan Williams	10.5 (-57.5 yds.)		
Punting: Louie Aguiar	82-3465 yds., 42.3 avg., 28 in 20, 65 LG		
Punt Returns: Tamarick Vanover	35-383 yds., 10.9 avg., 1 TD		
Kickoff Returns: Tamarick Vanover	51-1308 yds., 25.6 avg., 1 TD		

HISTORY

1996 KANSAS CITY CHIEFS

Head Coach: Marty Schottenheimer

9-7

Preseason Record: 3-1

8/5	W	32-6	Dallas (Mon.) (Monterrey, Mexico)	45,128
8/10	W	42-6	NEW ORLEANS	65,710
8/17	L	30-34	ST. LOUIS	72,191
8/22	W	14-10	at Chicago	51,111

Regular Season Record: 9-7 (2nd - AFC West)

9/1	W	20-19	at Houston	27,725
9/8	W	19-3	OAKLAND	79,281
9/15	W	35-17	at Seattle	39,790
9/22	W	17-14	DENVER	79,439
9/29	L	19-22	at San Diego	59,384
10/7	L	7-17	PITTSBURGH (Mon.) (N)	79,189
10/17	W	34-16	SEATTLE (Thur.) (N)	76,057
10/27	L	7-34	at Denver	75,652
11/3	W	21-6	at Minnesota	59,552
11/10	W	27-20	GREEN BAY	79,281
11/17	W	14-10	CHICAGO	76,762
11/24	L	14-28	SAN DIEGO	69,472
11/28	W	28-24	at Detroit (Thur.) (Thanksgiving)	75,079
12/9	L	7-26	at Oakland (Mon.) (N)	57,082
12/15	L	19-24	INDIANAPOLIS	71,136
12/22	L	9-20	at Buffalo	68,671

TEAM STATISTICS

	CHIEFS	OPP
TOTAL FIRST DOWNS	312	286
Rushing/Passing/Penalty	111/168/33	84/184/28
3rd Down Made/Att	77/221	92/218
3rd Down Pct.	34.8	42.2
4th Down Made/Att	8/17	3/10
4th Down Pct.	47.1	30.0
TOTAL NET YARDS	4899	5204
Avg. Per Game	306.2	325.3
Total Plays	1045	1008
Avg. Per Play	4.7	5.2
NET YARDS RUSHING	2009	1666
Avg. Per Game	125.6	104.1
Total Rushes	488	441
Avg. Per Play	4.1	3.8
NET YARDS PASSING	2890	3538
Avg. Per Game	180.6	221.1
Sacked/Yards Lost	27/203	31/193
Gross Yards	3093	3731
Attempts/Completions	530/290	536/289
Completion Pct.	54.7	53.9
Had Intercepted	14	17
POINTS/AVERAGE	68/41.7	71/41.8
Net Punting Avg.	33.8	39.2
PUNT RETURNS/YARDS	33/282	42/482
KICKOFF RETURNS/YARDS	65/1567	64/1300
PENALTIES/YARDS	122/601	103/876
FUMBLES/LOST	17/10	23/10
TOUCHDOWNS	35	32
Rushing/Passing	15/18	11/19
Defensive/Kicking Game	1/1	1/1
TIME OF POSSESSION	30:39	29:21

SCORE BY PERIODS	1	2	3	4	OT	Total
CHIEFS TOTAL	61	108	38	90	0	297
Opp. Total	81	76	72	71	0	300

REGULAR STARTERS

OFFENSE		DEFENSE	
WR	Chris Penn	LE	Neil Smith
LT	John Alt	LT	Joe Phillips
LG	Dave Szott	RT	Dan Saleaumua
C	Tim Grunhard	RE	Vaughn Booker
RG	Will Shields	LOLB	Derrick Thomas
RT	Ricky Siglar	MLB	Tracy Simien
TE	Derrick Walker	ROLB	Anthony Davis
WR	Sean LaChapelle	LCB	Dale Carter
	Tamarick Vanover	RCB	James Hasty
QB	Steve Bono	SS	Brian Washington
FB	Kimble Anders	FS	Mark Collins
RB	Marcus Allen	P	Louie Aguiar
K	Pete Stoyanovich		

PRO BOWLERS IN BOLD

AMERICAN CONFERENCE

Western Division			
W	L	T	Pct.
Denver	13	3	0.813
Kansas City	9	7	0.563
San Diego	8	8	0.500
Oakland	7	9	0.438
Seattle	7	9	0.438
Central Division			
W	L	T	Pct.
Pittsburgh	10	6	0.625
Jacksonville †	9	7	0.563
Cincinnati	8	8	0.500
Houston	8	8	0.500
Baltimore	4	12	0.250
Eastern Division			
W	L	T	Pct.
New England	11	5	0.688
Buffalo †	10	6	0.625
Indianapolis †	9	7	0.563
Miami	8	8	0.500
N.Y. Jets	1	15	0.063

NATIONAL CONFERENCE

Western Division			
W	L	T	Pct.
Carolina	12	4	0.750
San Francisco †	12	4	0.750
St. Louis	6	10	0.375
Atlanta	3	13	0.188
New Orleans	3	13	0.188
Central Division			
W	L	T	Pct.
Green Bay	13	3	0.813
Minnesota †	9	7	0.563
Chicago	7	9	0.438
Tampa Bay	6	10	0.375
Detroit	5	11	0.313
Eastern Division			
W	L	T	Pct.
Dallas	10	6	0.625
Philadelphia †	10	6	0.625
Washington	9	7	0.563
Arizona	7	9	0.438
N.Y. Giants	6	10	0.375

AFC Championship: NEW ENGLAND 20, Jacksonville 6
 NFC Championship: GREEN BAY 30, Carolina 13
 Super Bowl XXXI: Green Bay 35, New England 21

INDIVIDUAL STATISTICS

	PASSING									
	Att.	Cmp.	Yds.	Pct.	TD	Int	LG	Rating		
Bono	438	235	2572	53.7	12	13	69	68.0		
Gannon	90	54	491	60.0	6	1	25	92.4		
Allen	1	0	0	0.0	0	0	0	39.6		
Hughes	1	1	30	100.0	0	0	30	118.8		
CHIEFS TOTAL	530	290	3093	54.7	18	14	69	72.3		
Opp. Total	536	289	3731	53.9	19	17	55	74.6		

	PASS RECEIVING									
	No.	Yds.	Avg.	LG	TD					
Anders	60	529	8.8	45	2					
Penn	49	628	12.8	22	5					
LaChapelle	27	422	15.6	69	2					
Allen	27	270	10.0	59	0					
Vanover	21	241	11.5	24	1					
McNair	21	181	8.6	29	1					
Johnson	18	189	10.5	26	1					
Hughes	17	167	9.8	26	1					
Cash	14	80	5.7	20	0					
Walker	9	73	8.1	24	1					
Bennett	8	21	2.6	10	0					
Carter	6	89	14.8	46	1					
Dawson	5	83	16.6	25	1					
Hill	3	60	20.0	34	1					
Horn	2	30	15.0	21	0					
Richardson	2	18	9.0	17	1					
Bailey	1	12	12.0	12	0					
CHIEFS TOTAL	290	3093	10.7	69	18					
Opp. Total	289	3731	12.9	55	19					

	RUSHING				
	No.	Yds.	Avg.	LG	TD
Allen	206	830	4.0	35	9
Hill	135	645	4.8	28	4
Anders	54	201	3.7	151	2
Bennett	36	166	4.6	34	0
Gannon	12	81	6.8	19	0
McNair	9	32	3.6	9	0
Bono	26	27	1.0	17	0
Richardson	4	10	2.5	4	0
Horn	1	8	8.0	8	0
Vanover	4	6	1.5	6	0
Carter	1	3	3.0	3	0
CHIEFS TOTAL	488	2009	4.1	35	15
Opp. Total	441	1666	3.8	65	11

TEAM LEADERS

Scoring: Pete Stoyanovich	65 pts	34 PATs	17 FGs
INTs: Mark Collins	6-45 yds.	0 TDs	
Tackles: Mark Collins	119 (94 solo)		
Sacks: Derrick Thomas	13.0 (-109.0 yds.)		
Punting: Louie Aguiar	88-3667 yds.	41.7 avg.	25 in 20, 68 LG
Punt Returns: Tamarick Vanover	17-116 yds.	6.8 avg.	0 TDs
Kickoff Returns: Tamarick Vanover	33-854 yds.	25.9 avg.	1 TD

HISTORY

1995 KANSAS CITY CHIEFS

Head Coach: Marty Schottenheimer



Preseason		Record: 3-1
8/5 W 37-21	WASHINGTON	70,807
8/11 L 17-22	at Arizona	37,622
8/19 W 36-10	BUFFALO	76,299
8/26 W 17-13	at Minnesota	39,349

Regular Season		Record: 13-3 (1st - AFC West)
9/3 W 34-10	at Seattle	54,062
9/10 W 20-17 OT	N.Y. GIANTS	77,962
9/17 W 23-17 OT	OAKLAND	78,696
9/24 L 17-35	at Cleveland	74,280
10/1 W 24-3	at Arizona	50,211
10/9 W 29-23 OT	SAN DIEGO (Mon.) (N)	79,288
10/15 W 31-26	NEW ENGLAND	77,992
10/22 W 21-7	at Denver	71,044
11/5 W 24-3	WASHINGTON	77,821
11/12 W 22-7	at San Diego	59,285
11/19 W 20-13	HOUSTON (N)	77,576
11/23 L 12-24	at Dallas (Thur.) (Thanksgiving)	64,901
12/3 W 29-23	at Oakland	53,930
12/11 L 6-13	at Miami (Mon.) (N)	70,321
12/17 W 20-17	DENVER	75,061
12/24 W 26-3	SEATTLE	75,784

AFC Divisional Playoff Game		
1/7 L 7-10	INDIANAPOLIS (Sat.)	77,594

TEAM STATISTICS

	CHIEFS	OPP.
TOTAL FIRST DOWNS	295	289
Rushing/Passing/Penalty	113/164/18	83/178/23
3rd Down Made/Att.	82/231	78/229
3rd Down Pct.	35.5	34.1
4th Down Made/Att.	15/22	7/18
4th Down Pct.	68.2	38.9
TOTAL NET YARDS	5242	4549
Avg. Per Game	327.6	284.3
Total Plays	1059	1047
Avg. Per Play	4.9	4.3
NET YARDS RUSHING	2222	1327
Avg. Per Game	138.9	82.9
Total Rushes	507	404
Avg. Per Play	4.4	3.3
NET YARDS PASSING	3020	3222
Avg. Per Game	188.8	201.4
Sacked/Yards Lost	21/158	47/347
Yards Per Attempt	31.7	35.8
Attempts/Completions	531/300	596/329
Pct. of Completions	56.5	55.2
Had Intercepted	10	16
PLANTS/AVERAGE	91/43.8	102/41.8
Net Punting Avg.	36.5	35.1
PUNT RETURNS/YARDS	58/951	42/433
KICKOFF RETURNS/YARDS	55/1306	71/1448
PENALTIES/YARDS	116/851	108/826
FUMBLES/LOST	17/11	35/17
TOUCHDOWNS	42	26
Rushing/Passing	14/21	7/16
Defensive/Kicking Game	4/3	5/0
TIME OF POSSESSION	31:08	28:52

SCORE BY PERIODS	1	2	3	4	OT	Total
CHIEFS TOTAL	70	120	56	97	15	358
Opp. Total	68	59	29	85	0	241

REGULAR STARTERS

OFFENSE		DEFENSE	
WR Lake Dawson	LE Neil Smith	LT Joe Phillips	RT Dan Saleaumua
WR Webster Slaughter	LT John Alt	RE Vaughn Booker	RE Darren Mickell
LG Dave Scott	RT Dan Saleaumua	RE George Jamison	ROLB Tracy Simien
C Tim Grunhard	RE Vaughn Booker	ROLB Derrick Thomas	LCB Dale Carter
RG Will Shields	ROLB Derrick Thomas	RCB James Hasty	SS Brian Washington
RT Ricky Sglar	LCB Dale Carter	SS Brian Washington	FS Mark Collins
TE Keith Cash	FS Mark Collins	P Louie Aguiar	
TE Derrick Walker			
WR Willie Davis			
QB Steve Bono			
FB Kimble Anders			
RB Marcus Allen			
K Lin Elliott			

PRO BOWLERS IN BOLD

AMERICAN CONFERENCE

Western Division				
W	L	T	Pct.	
Kansas City	13	3	0	.813
San Diego †	9	7	0	.563
Denver	8	8	0	.500
Seattle	8	8	0	.500
Oakland	8	8	0	.500
Central Division				
W	L	T	Pct.	
Pittsburgh	11	5	0	.689
Cincinnati	7	9	0	.438
Houston	7	9	0	.438
Cleveland	5	11	0	.313
Jacksonville	4	12	0	.250
Eastern Division				
W	L	T	Pct.	
Buffalo	10	6	0	.625
Indianapolis †	9	7	0	.563
Miami †	9	7	0	.563
New England	6	10	0	.375
N.Y. Jets	3	13	0	.188

NATIONAL CONFERENCE

Western Division				
W	L	T	Pct.	
San Francisco	11	5	0	.689
Atlanta †	9	7	0	.563
St. Louis	7	9	0	.438
Carolina	7	9	0	.438
New Orleans	7	9	0	.438
Central Division				
W	L	T	Pct.	
Green Bay	11	5	0	.689
Detroit †	10	6	0	.625
Chicago	9	7	0	.563
Minnesota	8	8	0	.500
Tampa Bay	7	9	0	.438
Eastern Division				
W	L	T	Pct.	
Dallas	12	4	0	.750
Philadelphia †	10	6	0	.615
Washington	6	10	0	.375
N.Y. Giants	5	11	0	.313
Arizona	4	12	0	.250

AFC Championship: PITTSBURGH 20, Indianapolis 16
 NFC Championship: DALLAS 38, Green Bay 27
 Super Bowl XXX: Dallas 27, Pittsburgh 17

INDIVIDUAL STATISTICS

	PASSING						Rating
	Att.	Cmp.	Yds.	Pct. TD	Int.	LG	
Bono	520	293	3121	56.3	21	10	80.7
Gannon	11	7	57	63.6	0	18	76.7
CHIEFS TOTAL	531	300	3178	56.5	21	10	80.7
Opp. Total	596	329	3569	55.2	16	18	70.8

	PASS RECEIVING				LG	TD
	No.	Yds.	Avg.	LG		
Anders	55	349	6.3	28	1	0
Cash	42	419	10.0	38	1	0
Dawson	40	513	12.8	45	5	1
Slaughter	34	514	15.1	38	4	0
W. Davis	33	527	16.0	60	5	0
Allen	27	210	7.8	20	0	0
Walker	25	205	8.2	18	1	0
Hughes	14	103	7.4	15	1	1
Vanover	11	231	21.0	57	2	0
Thompson	9	37	4.1	7	0	0
Hill	7	45	6.4	13	0	0
Bennett	1	12	12.0	12	0	0
Penn	1	12	12.0	12	0	0
Valerio	1	1	1.0	11	1	1
CHIEFS TOTAL	300	3178	10.6	60	21	2
Opp. Total	29	3569	10.6	49	16	0

	RUSHING				LG	TD
	No.	Yds.	Avg.	LG		
Allen	207	890	4.3	38	5	0
Hill	155	567	4.3	27	1	0
Anders	58	398	6.9	44	2	0
Bono	28	113	4.0	76	5	0
Thompson	28	73	2.6	10	0	0
Vanover	6	31	5.2	13	0	0
Gannon	8	25	3.1	12	1	0
Richardson	8	18	2.3	5	0	0
Bennett	7	11	1.6	11	0	0
Hughes	1	5	5.0	5	0	0
Dawson	1	9	9.0	49	0	0
CHIEFS TOTAL	507	2222	4.4	76	14	0
Opp. Total	404	1327	3.3	27	7	0

TEAM LEADERS

Scoring: Lin Elliott	105 pts:	34 PATs, 24 FGs
INTs: Dale Carter	4-45 yds., 0 TDs	
Tackles: Tracy Simien	106 (75 solo)	
Sacks: Neil Smith	12.0 (-82.0 yds.)	
Punting: Louie Aguiar	91-3990 yds., 43.8 avg., 29 in 20, 65 LG	
Punt Returns: Tamarick Vanover	51-540 yds., 10.6 avg., 1 TD	
Kickoff Returns: Tamarick Vanover	43-1095 yds., 25.5 avg., 2 TDs	

1994 KANSAS CITY CHIEFS

Head Coach: Marty Schottenheimer

9-7

HISTORY

Preseason		Record: 2-3	
7/31 W	24-17	HOUSTON	70,732
8/7 L	9-17	Minnesota (Tokyo, Japan)	49,555
8/12 W	17-14	at Washington	40,778
8/22 L	18-21	CHICAGO	75,114
8/26 L	3-24	at Buffalo	46,166
Regular Season		Record: 9-7 (2nd - AFC West)	
9/4 W	30-17	at New Orleans	69,362
9/11 W	24-17	SAN FRANCISCO	79,907
9/18 W	30-10	at Atlanta (N)	67,357
9/25 L	0-16	L.A. RAMS	78,184
10/9 L	6-20	at San Diego	62,923
10/17 W	31-28	at Denver (Mon.) (N)	75,151
10/23 W	38-23	SEATTLE	78,847
10/30 L	10-44	at Buffalo	79,501
11/6 W	13-3	L.A. RAIDERS (N)	78,709
11/13 L	13-14	SAN DIEGO	78,997
11/20 W	20-13	CLEVELAND	69,121
11/27 L	9-10	at Seattle	54,120
12/4 L	17-20 OT	DENVER	77,831
12/12 L	28-45	at Miami (Mon.) (N)	71,578
12/18 W	31-9	HOUSTON	74,474
12/24 W	19-9	at L.A. Raiders (Sat.)	64,130
AFC Wild Card Playoff Game			
12/31 L	17-27	at Miami (Sat.)	67,487

REGULAR STARTERS

OFFENSE		DEFENSE	
WR	J.J. Birden	LE	Neil Smith
LT	John Ali	LT	Joe Phillips
LG	Dave Szott	RT	Dan Saleaumua
C	Tim Grunhard	RE	Darren Mickell
RG	Will Shields	LOLB	Derrick Thomas
RT	Ricky Siglar	MLB	Tracy Simien
TE	Keith Cash	ROLB	George Jamison
	Derrick Walker	LCB	Mark Collins
WR	Willie Davis	RCB	Dale Carter
QB	Joe Montana	SS	David Whitmore
FB	Kimble Anders	FS	William White
RB	Marcus Allen	P	Louie Aguiar
K	Lin Elliott		

PRO BOWLERS IN BOLD

AMERICAN CONFERENCE

Western Division			
	W	L	T Pct.
San Diego	11	5	0 .699
Kansas City †	9	7	0 .563
L.A. Raiders	9	7	0 .563
Denver	7	9	0 .438
Seattle	6	10	0 .375
Central Division			
	W	L	T Pct.
Pittsburgh	12	4	0 .750
Cleveland †	11	5	0 .688
Cincinnati	3	13	0 .188
Houston	2	14	0 .125
Eastern Division			
	W	L	T Pct.
Miami	10	6	0 .625
New England †	10	6	0 .625
Indianapolis	8	8	0 .500
Buffalo	7	9	0 .438
N.Y. Jets	6	10	0 .375

NATIONAL CONFERENCE

Western Division			
	W	L	T Pct.
San Francisco	13	3	0 .813
New Orleans	7	9	0 .438
Atlanta	7	9	0 .438
L.A. Rams	4	12	0 .250
Central Division			
	W	L	T Pct.
Minnesota	10	6	0 .625
Green Bay †	9	7	0 .563
Detroit †	9	7	0 .563
Chicago †	9	7	0 .563
Tampa Bay	6	10	0 .375
Eastern Division			
	W	L	T Pct.
Dallas	12	4	0 .750
N.Y. Giants	9	7	0 .563
Arizona	8	8	0 .500
Philadelphia	7	9	0 .438
Washington	3	13	0 .188

AFC Championship: San Diego 17, PITTSBURGH 13
 NFC Championship: SAN FRANCISCO 38, Dallas 28
 Super Bowl XXIX: San Francisco 49, San Diego 26

TEAM STATISTICS

	CHIEFS	OPP.
TOTAL FIRST DOWNS	322	289
Rushing/Passing/Penalty	97/211/14	93/164/32
3rd Down Made/Att.	94/238	80/212
3rd Down Pct.	39.5	37.7
4th Down Made/Att.	12/23	8/14
4th Down Pct.	52.2	57.1
TOTAL NET YARDS	5692	5000
Avg. Per Game	355.8	312.5
Total Plays	1098	889
Avg. Per Play	5.2	5.1
NET YARDS RUSHING	1732	1734
Avg. Per Game	108.3	108.4
Total Rushes	464	446
Avg. Per Play	3.7	3.9
NET YARDS PASSING	3960	3266
Avg. Per Game	247.5	204.1
Sacked/Yards Lost	19/132	39/234
Gross Yards	4092	3500
Attempts/Completions	615/366	504/300
Pct. of Completions	59.5	59.5
Had Intercepted	14	12
PUNTS/AVERAGE	85/42.1	85/45.0
Net Punting Avg.	24.5	38.9
PUNT RETURNS/YARDS	43/316	50/506
KICKOFF RETURNS/YARDS	55/1300	63/1447
PENALTIES/YARDS	127/911	119/925
FUMBLES/LOST	21/12	36/26
TOUCHDOWNS	34	35
Rushing/Passing	12/20	11/23
Defensive/Kicking Game	1/1	1/0
TIME OF POSSESSION	30:55	29:05

SCORE BY PERIODS	1	2	3	4	OT	Total
CHIEFS TOTAL	52	92	79	96	0	319
Opp. Total	40	84	72	99	3	298

INDIVIDUAL STATISTICS

	Att.	Cmp.	Yds.	Pct.	TD	Int	LG	Rating
Montana	493	299	3283	60.6	16	9	57	83.6
Bono	117	65	796	56.4	4	4	62	74.6
Blundin	5	1	13	20.0	0	1	13	0.0
CHIEFS TOTAL	615	366	4092	59.5	20	14	62	80.8
Opp. Total	504	300	3500	59.5	23	12	72	85.9

	No.	Yds.	Avg.	LG	TD
Anders	67	525	7.8	30	1
W. Davis	51	822	16.1	62	5
Birden	48	637	13.3	44	4
Allen	42	349	8.3	38	0
Dawson	37	537	14.5	50	2
D. Walker	36	382	10.6	57	2
Martin	21	307	14.6	61	1
Cash	19	192	10.1	31	2
Hill	16	92	5.8	21	0
Hughes	7	80	11.4	22	0
Bennett	7	53	7.6	15	0
Greene	6	69	11.5	20	1
Penn	3	24	8.0	13	0
Dickerson	2	11	5.5	6	0
Johnson	2	7	3.5	5	0
Valerio	2	5	2.5	4	2
CHIEFS TOTAL	366	4092	11.2	62	20
Opp. Total	300	3500	11.7	72	23

	No.	Yds.	Avg.	LG	TD
Allen	189	709	3.8	36	7
Hill	141	574	4.1	20	1
Anders	62	231	3.7	19	2
Bennett	46	178	3.9	17	2
Dawson	3	24	8.0	13	0
Montana	18	17	0.9	13	0
Dickerson	1	4	0.0	0	0
Bono	4	-1	-0.2	2	0
CHIEFS TOTAL	464	1732	3.7	36	12
Opp. Total	446	1734	3.9	60	11

TEAM LEADERS

Scoring: Lin Elliott	105 pts: 30 PATS, 25 FGs
INTs: Charles Mincy	3-49 yds., 0 TDs
Tackles: Tracy Simien	99 (65 solo)
Sacks: Neil Smith	11.5 (-89.0 yds.)
Punting: Louie Aguiar	85-3582 yds., 42.1 avg., 15 in 20, 61 LG
Punt Returns: Danan Hughes	27-192 yds., 7.1 avg., 0 TDs
Kickoff Returns: Ron Dickerson	21-472 yds., 22.5 avg., 1 TD

1993 KANSAS CITY CHIEFS

Head Coach: Marty Schottenheimer

11-5

Preseason

8/7 W 29-21	at Green Bay (Milwaukee, WI)	Record: 3-1	51,655
8/12 L 7-30	BUFFALO		73,550
8/21 W 27-20	MINNESOTA		73,080
8/27 W 27-20	at New England		46,501

Regular Season

		Record: 11-5 (1st - AFC West)	
9/5 W 27-3	at Tampa Bay		63,378
9/12 L 0-30	at Houston		59,780
9/20 W 15-7	DENVER (Mon.) (N)		78,453
10/3 W 24-9	L.A. RAIDERS		77,395
10/10 W 17-15	CINCINNATI		75,394
10/17 W 17-14	at San Diego		60,729
10/31 L 10-30	at Miami		67,765
11/8 W 23-16	GREEN BAY (Mon.) (N)		76,742
11/14 W 31-20	at L.A. Raiders		66,553
11/21 L 17-19	CHICAGO		78,872
11/28 W 23-7	BUFFALO		74,452
12/5 W 31-16	at Seattle		58,551
12/12 L 21-27	at Denver		75,882
12/19 W 28-24	SAN DIEGO		74,778
12/26 L 10-30	at Minnesota (N)		59,236
1/2 W 34-24	SEATTLE		72,136

AFC Wild Card Playoff Game

1/8 W 27-24 OT	PITTSBURGH (Sat.)	74,515
----------------	-------------------	--------

AFC Divisional Playoff Game

1/16 W 28-20	at Houston	64,011
--------------	------------	--------

AFC Championship Game

1/23 L 13-30	at Buffalo	76,642
--------------	------------	--------

TEAM STATISTICS

	CHIEFS	OPP.
TOTAL FIRST DOWNS	300	300
Rushing/Passing/Penalty	94/180/26	103/161/36
3rd Down: Made/Att	82/203	86/210
3rd Down Pct.	40.4	41.0
4th Down: Made/Att	4/9	3/13
4th Down Pct.	44.4	23.1
TOTAL NET YARDS	4835	4771
Avg. Per Game	302.2	298.2
Total Plays	970	1013
Avg. Per Play	5.0	4.7
NET YARDS RUSHING	1655	1620
Avg. Per Game	103.4	101.3
Total Rushes	445	453
Avg. Per Play	3.7	3.6
NET YARDS PASSING	3180	3151
Avg. Per Game	198.9	196.9
Sacked/Yards Lost	35/204	35/228
Gross Yards	3384	3379
Attempts/Completions	490/287	525/312
Pct. of Completions	58.6	59.4
Had Intercepted	10	21
PUNTS/AVERAGE	77/42.1	68/44.6
Net Punting Avg.	35.4	37.8
PUNT RETURNS/YARDS	37/348	43/352
KICKOFF RETURNS/YARDS	45/675	49/1007
PENALTIES/YARDS	122/669	127/1015
FUMBLES/LOST	28/18	30/17
TOUCHDOWNS	37	30
Rushing/Passing	14/20	11/18
Defensive/Kicking Game	2/1	1/0
TIME OF POSSESSION	29:29	30:31

SCORE BY PERIODS	1	2	3	4	OT	Total
CHIEFS TOTAL	71	108	82	67	0	328
Opp. Total	51	86	50	104	0	291

REGULAR STARTERS

OFFENSE

WR	J.J. Birden
LT	John Alt
LG	Dave Szott
C	Tim Grunhard
RG	Will Shields
RT	Ricky Siglar
TE	Jonathan Hayes
WR	Willie Davis
QB	Joe Montana
FB	Kimble Anders
RB	Marcus Allen
K	Nick Lowery

DEFENSE

LE	Neil Smith
LT	Joe Phillips
RT	Dan Saleaumua
RBK	Derrick Thomas
LOLB	Tracy Rogers
MLB	Tracy Simien
ROLB	Lonnie Martz
LCB	Albert Lewis
RCB	Kevin Ross
	Dale Carter
SS	Doug Terry
	Martin Bayless
FS	David Whitmore
	Kevin Ross
P	Bryan Barker

PRO BOWLERS IN BOLD

AMERICAN CONFERENCE

Western Division

	W	L	T	Pct.
Kansas City	11	5	0	.688
L.A. Raiders †	10	6	0	.625
Denver †	9	7	0	.563
San Diego	8	8	0	.500
Seattle	6	10	0	.375

Central Division

	W	L	T	Pct.
Houston	12	4	0	.750
Pittsburgh †	9	7	0	.563
Cleveland	7	9	0	.438
Cincinnati	3	13	0	.188

Eastern Division

	W	L	T	Pct.
Buffalo	12	4	0	.750
Miami	9	7	0	.563
N.Y. Jets	8	8	0	.500
New England	5	11	0	.313
Indianapolis	4	12	0	.250

AFC Championship: BUFFALO 30, Kansas City 13

NFC Championship: DALLAS 38, San Francisco 21

Super Bowl XXVII: Dallas 30, Buffalo 13

NATIONAL CONFERENCE

Western Division

	W	L	T	Pct.
San Francisco	10	6	0	.625
New Orleans	8	8	0	.500
Atlanta	6	10	0	.375
L.A. Rams	5	11	0	.313

Central Division

	W	L	T	Pct.
Detroit	10	6	0	.625
Minnesota †	9	7	0	.563
Green Bay †	9	7	0	.563
Chicago	7	9	0	.438
Tampa Bay	5	11	0	.313

Eastern Division

	W	L	T	Pct.
Dallas	12	4	0	.750
N.Y. Giants †	11	5	0	.688
Philadelphia	8	8	0	.500
Phoenix	7	9	0	.438
Washington	4	12	0	.250

INDIVIDUAL STATISTICS

	PASSING						Rating
	Att.	Cmp.	Yds.	Pct.	TD	Int.	
Montana	298	181	2144	60.7	13	7	50†
Krieg	189	105	1236	55.6	7	3	66†
Blundin	3	1	33.3	0	0	2	42.4
Anders	0	0	0	0.0	0	0	-1.0
CHIEFS TOTAL	490	287	3384	58.6	20	10	66†
Opp. Total	525	312	3379	59.4	18	21	77†

	PASS RECEIVING				TD
	No.	Yds.	Avg.	LG	
Davis	52	909	17.5	66†	7
Birden	51	721	14.1	50†	2
Anders	40	326	8.2	27	1
Allen	34	238	7.0	18†	3
Hayes	24	331	13.8	49	1
Cash	24	242	10.1	24	4
Barnett	17	162	10.7	25	1
McNair	10	74	7.4	24	0
F. Jones	9	111	12.3	19	0
H. James	7	91	13.0	22	0
Dyal	7	83	11.9	31	0
H. Williams	7	42	6.0	14	0
E. Thompson	4	33	8.3	13	0
Valerio	1	1	1.0	11	0
CHIEFS TOTAL	287	3384	11.8	66†	20
Opp. Total	312	3379	10.8	77†	18

	RUSHING		Avg.	LG	TD
	No.	Yds.			
Allen	206	764	3.7	39	12
Anders	75	291	3.9	18	0
McNair	51	278	5.5	47	2
H. Williams	42	149	3.5	19	0
Montana	25	64	2.6	17	0
F. Jones	5	34	6.8	13	0
E. Thompson	11	28	2.5	14	0
Krieg	21	24	1.1	20	0
J. Stephens	6	18	3.0	7	0
Barnett	1	3	3.0	3	0
Carter	1	2	2.0	2	0
Cash	1	0	0.0	0	0
CHIEFS TOTAL	445	1655	3.7	39	14
Opp. Total	453	1620	3.6	38	11

TEAM LEADERS

Scoring: Nick Lowery	106 pnts: 37 PATs, 23 FGs
INTs: Albert Lewis	6-6† yds., 0 TDs
Tackles: Tracy Simien	105 (69 solo)
Sacks: Neil Smith	15.0 (-127.0 yds)
Punting: Bryan Barker	76-3240 yds., 42.6 avg., 19 in 20, 59 LG
Punt Returns: Dale Carter	27-247 yds., 9.1 avg., 0 TDs
Kickoff Returns: Dan Hughes	14-266 yds., 19.0 avg., 0 TDs

1992 KANSAS CITY CHIEFS

Head Coach: Marty Schottenheimer

10-6

Preseason		Record: 1-3	
8/8 L 13-21	at Green Bay	54,322	
8/15 L 0-30	at Minnesota	38,132	
8/24 W 35-0	BUFFALO	71,481	
8/28 L 10-21	INDIANAPOLIS	65,557	
Regular Season		Record: 10-6 (2nd - AFC West)	
9/6 W 24-10	at San Diego	45,024	
9/13 W 26-7	SEATTLE	75,125	
9/20 L 20-23 OT	at Houston	60,955	
9/28 W 27-7	L.A. RAIDERS (Mon.) (N.)	77,486	
10/4 L 19-20	at Denver	75,629	
10/11 W 24-17	PHILADELPHIA	76,626	
10/18 L 10-17	at Dallas	64,115	
10/25 L 3-27	PITTSBURGH (N.)	76,175	
11/8 W 16-14	SAN DIEGO	72,826	
11/15 W 35-16	WASHINGTON	75,238	
11/22 W 24-14	at Seattle (N)	49,867	
11/29 W 23-7	at N.Y. Jets	57,375	
12/6 L 7-28	at L.A. Raiders	45,227	
12/13 W 27-20	NEW ENGLAND	52,208	
12/19 L 21-35	at N.Y. Giants (Sat.)	53,427	
12/27 W 42-20	DENVER	76,240	
AFC Wild Card Playoff Game			
1/2 L 0-17	at San Diego (Sat.)	58,278	

TEAM STATISTICS

	CHIEFS	OPP.
TOTAL FIRST DOWNS	246	256
Rushing/Passing/Penalty	87/134/25	87/145/14
3rd Down: Made/Att.	71/207	73/205
3rd Down Pct.	34.3	35.6
4th Down: Made/Att.	5/14	6/11
4th Down Pct.	35.7	54.5
TOTAL NET YARDS	4324	4324
Avg. Per Game	270.3	270.3
Total Plays	907	949
Avg. Per Play	4.6	4.6
NET YARDS RUSHING	1532	1787
Avg. Per Game	95.8	111.7
Total Rushes	446	441
Avg. Per Play	3.4	4.1
NET YARDS PASSING	2792	2537
Avg. Per Game	174.5	158.6
Sacked/Yards Lost	48/323	50/391
Gross Yards	3115	2928
Attempts/Completions	413/230	458/253
Pct. of Completions	55.7	55.2
Had Intercepted	12	24
PUNTS/AVERAGE	86/42.2	80/43.1
Net Punting Avg.	35.4	36.0
PUNT RETURNS/YARDS	39/402	40/328
KICKOFF RETURNS/YARDS	39/722	64/1203
PENALTIES/YARDS	62/675	124/859
FUMBLES/LOST	28/9	34/15
TOUCHDOWNS	40	34
Rushing/Passing	14/15	12/19
Defensive/Kicking Game	8/3	1/2
TIME OF POSSESSION	29:37	30:23

SCORE BY PERIODS	1	2	3	4	OT	Total
CHIEFS TOTAL	53	128	66	101	0	348
Opp. Total	68	57	64	90	3	282

REGULAR STARTERS

OFFENSE		DEFENSE	
WR J.J. Birden	LE Neil Smith	LE Neil Smith	NT Dan Saleaumua
LT John Alt	NT Dan Saleaumua	DT Joe Phillips	RE Leonard Griffin
LG Dave Szott	DT Joe Phillips	RE Leonard Griffin	LOLB Chris Martin
C Tim Grunhard	RE Leonard Griffin	LOLB Chris Martin	LILB Ervin Randle
RG Dave Lutz	LOLB Chris Martin	LILB Ervin Randle	MLB Tracy Simien
RT Rich Baldinger	LILB Ervin Randle	MLB Tracy Simien	ROLB Derrick Thomas
TE Jonathan Hayes	MLB Tracy Simien	ROLB Derrick Thomas	LCB Kevin Ross
WR Willie Davis	ROLB Derrick Thomas	LCB Kevin Ross	RCB Albert Lewis
QB Dave Krieg	LCB Kevin Ross	RCB Albert Lewis	Dale Carter
TE Keith Cash	RCB Albert Lewis	Dale Carter	SS Martin Bayless
RB Barry Word	SS Martin Bayless	SS Martin Bayless	FS Charles Mincy
RB Bill Jones	FS Charles Mincy	FS Charles Mincy	P Bryan Barker
K Nick Lowery	P Bryan Barker	P Bryan Barker	

INDIVIDUAL STATISTICS

	PASSING						Rating
	Att.	Cmp.	Yds.	Pct.	TD	Int	
Krieg	413	230	3115	55.7	15	12	77.9
CHIEFS TOTAL	413	230	3115	55.7	15	12	77.9
Opp. Total	458	253	2928	55.2	19	24	66.7

	PASS RECEIVING					TD
	No.	Yds.	Avg.	LG	TD	
McNair	44	380	8.6	36	1	
Birden	42	644	15.3	72	3	
Davis	36	756	21.0	74	3	
Barnett	24	442	18.4	77	4	
F. Jones	18	265	14.7	56	0	
Hargain	17	205	12.1	25	0	
Cash	12	113	9.4	19	2	
Word	9	80	8.9	22	0	
Hayes	9	77	8.6	21	2	
Anders	5	65	13.0	28	0	
Harry	5	46	9.2	13	0	
Williams	5	24	4.8	12	0	
B. Jones	2	6	3.0	5	0	
Dyal	1	7	7.0	7	0	
Okoye	1	5	5.0	5	0	
CHIEFS TOTAL	230	3115	13.5	77	15	
Opp. Total	253	2928	11.6	62	19	

	RUSHING				
	No.	Yds.	Avg.	LG TD	
Word	163	607	3.7	44	4
Okoye	144	448	3.1	22	6
Williams	78	262	3.4	11	1
McNair	21	124	5.9	30	2
Krieg	37	74	2.0	17	1
Harry	1	27	27.0	27	0
Anders	1	1	1.0	1	0
Davis	1	-11	-11.0	-11	0
CHIEFS TOTAL	446	1532	3.4	44	14
Opp. Total	441	1787	4.1	40	12

TEAM LEADERS

Scoring: Nick Lowery 105 pts: 39 PATs, 22 FGs
 INTs: Dale Carter 7-65 yds., 1 TD
 Tackles: Tracy Simien 97 (56 solo)
 Sacks: Neil Smith 14.5 (-114.5 yds.)
 Derrick Thomas 14.5 (-113.0 yds.)
 Punting: Bryan Barker 75-3245 yds., 43.3 avg., 16 in 20, 65 LG
 Punt Returns: Dale Carter 38-398 yds., 10.5 avg., 2 TDs
 Kickoff Returns: Harvey Williams 21-405 yds., 19.3 avg., 0 TDs

HISTORY

PRO BOWLERS IN BOLD

AMERICAN CONFERENCE

Western Division			
W	L	T	Pct.
San Diego	11	5	0.699
Kansas City †	10	6	0.625
Denver	8	8	0.500
L.A. Raiders	7	9	0.438
Seattle	2	14	0.125
Central Division			
W	L	T	Pct.
Pittsburgh	11	5	0.688
Houston †	10	6	0.352
Cleveland	7	9	0.438
Cincinnati	5	11	0.313
Eastern Division			
W	L	T	Pct.
Miami	11	5	0.688
Buffalo †	11	5	0.688
Indianapolis	9	7	0.563
N.Y. Jets	4	12	0.250
New England	2	14	0.125

NATIONAL CONFERENCE

Western Division			
W	L	T	Pct.
San Francisco	14	2	0.875
New Orleans †	12	4	0.750
Atlanta	6	10	0.375
L.A. Rams	6	10	0.375
Central Division			
W	L	T	Pct.
Minnesota	11	5	0.688
Green Bay	9	7	0.563
Tampa Bay	5	11	0.313
Chicago	5	11	0.313
Detroit	5	11	0.313
Eastern Division			
W	L	T	Pct.
Dallas	13	3	0.813
Philadelphia †	11	5	0.688
Washington	9	7	0.563
N.Y. Giants	6	10	0.375
Phoenix	4	12	0.250

AFC Championship: Buffalo 29, MIAMI 10
 NFC Championship: Dallas 30, SAN FRANCISCO 20
 Super Bowl XXVII: Dallas 52, Buffalo 17

1991 KANSAS CITY CHIEFS

Head Coach: Marty Schottenheimer

10-6

Preseason Record: 2-2

8/3 L 14-24	DALLAS	56,038
8/10 W 19-10	N.Y. Jets (St. Louis, MO)	52,935
8/17 W 38-14	DETROIT	57,320
8/23 L 7-20	at Tampa Bay	33,996

Regular Season Record: 10-6 (2nd - AFC West)

9/1 W 14-3	ATLANTA	74,246
9/8 L 10-17	NEW ORLEANS	74,816
9/16 L 7-17	at Houston (Mon.) (N.)	61,058
9/22 W 20-13	SEATTLE	71,789
9/29 W 14-13	at San Diego	44,907
10/7 W 33-6	BUFFALO (Mon.) (N)	76,120
10/13 W 42-7	MIAMI	76,021
10/20 L 16-19	at Denver	75,866
10/28 W 24-21	L.A. RAIDERS (Mon.) (N.)	77,111
11/10 W 27-20	at L.A. Rams	52,511
11/17 L 20-24	DENVER	74,661
11/24 L 15-20	at Cleveland	63,991
12/1 W 19-6	at Seattle	57,248
12/8 W 20-17 OT	SAN DIEGO	73,330
12/14 L 14-28	at San Francisco (Sat.)	62,672
12/22 W 27-21	at L.A. Raiders	65,144

AFC Wild Card Playoff Game

12/28 W 10-6	L.A. RAIDERS (Sat.)	75,827
--------------	---------------------	--------

AFC Divisional Playoff Game

1/5 L 14-37	at Buffalo	80,182
-------------	------------	--------

TEAM STATISTICS

	CHIEFS	OPP.
TOTAL FIRST DOWNS	322	275
Rushing/Passing/Penalty	127/172/23	88/168/19
3rd Down Made/Att.	92/205	78/191
3rd Down Pct.	44.9	39.8
4th Down Made/Att.	12/20	11/18
4th Down Pct.	60.0	61.1
TOTAL NET YARDS	5321	4998
Avg. Per Game	332.6	312.4
Total Plays	1021	927
Avg. Per Play	5.2	5.4
NET YARDS RUSHING	2217	1770
Avg. Per Game	138.6	110.6
Total Rushes	521	417
Avg. Per Play	4.3	4.2
NET YARDS PASSING	3104	3228
Avg. Per Game	194.0	201.8
Sacked/Yards Lost	21/177	39/304
Gross Yards	3281	3532
Attempts/Completions	479/284	471/279
Pct. of Completions	59.3	58.2
Had Intercepted	14	15
PUNTS/AVERAGE	57/40.4	60/42.5
Net Punting Avg.	35.0	36.5
PUNT RETURNS/YARDS	34/258	27/190
KICKOFF RETURNS/YARDS	48/978	57/1171
PENALTIES/YARDS	94/724	110/827
FUMBLE/LOST	22/8	27/18
TOUCHDOWNS	35	27
Rushing/Passing	14/19	9/17
Defensive/Kicking Game	2/0	2/0
TIME OF POSSESSION	31:16	28:44

SCORE BY PERIODS	1	2	3	4	OT	Total
CHIEFS TOTAL	44	91	79	105	3	322
Opp. Total	58	85	50	59	0	252

REGULAR STARTERS

OFFENSE

WR	Robb Thomas
LT	John Alt
LG	Dave Szott
C	Tim Grunhard
RG	Dave Lutz
RT	Rich Baldinger
TE	Jonathan Hayes
WR	Tim Barnett
QB	Steve DeBerg
FB	Bill Jones
RB	Christian Okoye
K	Nick Lowery

DEFENSE

LE	Neil Smith
NT	Dan Saleaumua
RE	Bill Maas
LOLB	Chris Martin
LILB	Tyral Simien
RILB	Dino Hackett
ROLB	Derrick Thomas
LCB	Jayce Pearson
	Albert Lewis
RCB	Kevin Ross
SS	Kevin Porter
FS	Deron Cherry
P	Bryan Barker

PRO BOWLERS IN BOLD

AMERICAN CONFERENCE

Western Division

	W	L	T	Pct.
Denver	12	4	0	.750
Kansas City †	10	6	0	.625
L.A. Raiders †	9	7	0	.563
Seattle	7	9	0	.438
San Diego	4	12	0	.250

Central Division

	W	L	T	Pct.
Houston	11	5	0	.688
Pittsburgh	7	9	0	.438
Cleveland	6	10	0	.375
Cincinnati	3	13	0	.188

Eastern Division

	W	L	T	Pct.
Buffalo	13	3	0	.813
N.Y. Jets †	8	8	0	.500
Miami	8	8	0	.500
New England	6	10	0	.375
Indianapolis	1	15	0	.063

NATIONAL CONFERENCE

Western Division

	W	L	T	Pct.
New Orleans	11	5	0	.688
Atlanta †	10	6	0	.625
San Francisco	10	6	0	.625
L.A. Rams	3	13	0	.188

Central Division

	W	L	T	Pct.
Detroit	12	4	0	.750
Chicago †	11	5	0	.688
Minnesota	8	8	0	.500
Green Bay	4	12	0	.250
Tampa Bay	3	13	0	.188

Eastern Division

	W	L	T	Pct.
Washington	14	2	0	.875
Dallas †	11	5	0	.688
Philadelphia	10	6	0	.625
N.Y. Giants	8	8	0	.500
Phoenix	4	12	0	.250

AFC Championship: BUFFALO 10, Denver 7
 NFC Championship: WASHINGTON 41, Detroit 10
 Super Bowl XXVI: Washington 37, Buffalo 24

INDIVIDUAL STATISTICS

	PASSING							
	Att.	Cmp.	Yds.	Pct.	TD	Int	LG	Rating
DeBerg	434	256	2965	59.0	17	14	63	79.3
Vlasic	44	28	316	63.6	2	0	30	100.2
Williams	1	0	0	0.0	0	0	0	39.6
CHIEFS TOTAL	479	284	3281	59.3	19	14	63	81.1
Opp. Total	471	279	3532	59.2	17	15	71	81.5

	PASS RECEIVING				
	No.	Yds.	Avg.	LG	TD
R. Thomas	43	494	11.5	39	1
Barnett	41	554	13.8	63	5
McNair	37	342	9.2	36	1
Harry	35	431	12.3	36	3
Birden	27	465	17.2	57	2
Hayes	19	208	10.9	23	2
Williams	16	147	9.2	17	2
B. Jones	14	97	6.9	14	1
Holohan	13	113	8.7	26	2
Paige	9	111	12.3	26	0
Stratford	9	91	10.1	17	0
F. Jones	8	85	10.6	23	0
Saxon	6	55	9.2	22	0
Okoye	3	34	11.3	13	0
Anders	2	30	15.0	17	0
Word	2	13	6.5	8	0
CHIEFS TOTAL	284	3281	11.6	63	19
Opp. Total	279	3532	12.7	71	17

	RUSHING				
	No.	Yds.	Avg.	LG	TD
Okoye	225	1031	4.6	48	9
Word	160	684	4.3	37	4
Williams	97	447	4.6	21	1
McNair	10	51	5.1	11	0
Saxon	6	13	2.2	8	0
Stratford	1	7	7.0	7	0
Vlasic	1	-1	-1.0	-1	0
DeBerg	21	-15	-0.7	0	0
CHIEFS TOTAL	521	2217	4.3	48	14
Opp. Total	417	1770	4.2	60	8

TEAM LEADERS

Scoring: Nick Lowery	110 pts: 35 PATS, 25 FGs
INTs: Deron Cherry	4-31 yds., 0 TDs
Tackles: Deron Cherry	116 (59 solo)
Sacks: Derrick Thomas	13.5 (-112.0 yds.)
Punting: Bryan Barker	57-2303 yds., 40.4 avg., 11 In 20, 57 LG
Punt Returns: Troy Stratford	22-150 yds., 6.8 avg., 0 TDs
Kickoff Returns: Harvey Williams	24-524 yds., 21.8 avg., 0 TDs

1990 KANSAS CITY CHIEFS

Head Coach: Marty Schottenheimer

11-5

Preseason		Record: 1-3
8/11 L	3-19	L.A. Rams (Berlin, Germany) . 55,429
8/18 L	0-20	N.Y. JETS . 40,448
8/24 L	21-35	at Detroit . 50,293
8/31 W	27-14	GREEN BAY . 42,806

Regular Season		Record: 11-5 (2nd - AFC West)
9/9 W	24-21	MINNESOTA . 68,363
9/17 L	23-24	at Denver (Mon.) (N) . 75,277
9/23 W	17-3	at Green Bay . 58,817
9/30 W	34-0	CLEVELAND . 75,462
10/7 L	19-23	at Indianapolis . 54,950
10/14 W	43-24	DETROIT . 74,312
10/21 L	7-9	at Seattle . 60,358
11/4 W	9-17	L.A. RAIDERS . 70,951
11/11 L	16-17	SEATTLE . 71,285
11/18 W	27-10	SAN DIEGO . 63,717
11/25 W	27-24	at L.A. Raiders . 65,710
12/2 W	37-7	at New England . 26,280
12/9 W	31-20	DENVER . 74,347
12/16 L	10-27	HOUSTON . 61,756
12/23 W	24-21	at San Diego . 45,135
12/29 W	21-10	at Chicago (Sat.) . 60,262

AFC Wild Card Playoff Game		
1/5 L	16-17	at Miami (Sat.) . 67,276

TEAM STATISTICS

	CHIEFS	OPP
TOTAL FIRST DOWNS	280	268
Rushing/Passing/Penalty	115/142/23	85/164/19
3rd Down Made/Att.	91/222	81/204
3rd Down Pct.	41.0	39.7
4th Down Made/Att.	7.0	3/15
4th Down Pct.	70.0	20.0
TOTAL NET YARDS	5215	4881
Avg. Per Game	325.9	305.1
Total Plays	975	945
Avg. Per Play	5.3	5.2
NET YARDS RUSHING	1948	1640
Avg. Per Game	121.8	102.5
Total Rushes	504	373
Avg. Per Play	3.9	4.4
NET YARDS PASSING	3267	3241
Avg. Per Game	204.2	202.6
Sacked/Yards Lost	22/191	60/421
Gross Yards	3458	3682
Attempts/Completions	449/260	512/267
Pct. of Completions	57.9	52.1
Had Intercepted	5	20
PUNTS/AVERAGE	81/38.7	72/37.0
Net Punting Avg.	32.9	32.3
PUNT RETURNS/YARDS	37/254	44/411
KICKOFF RETURNS/YARDS	46/784	81/1391
PENALTIES/YARDS	111/886	122/859
FUMBLES/LOST	30/14	38/25
TOUCHDOWNS	38	30
Rushing/Passing	11/23	12/16
Defensive/Kicking Game	2/2	0/2
TIME OF POSSESSION	31:30	28:30

SCORE BY PERIODS	1	2	3	4	OT	Total
CHIEFS TOTAL	86	123	71	89	0	369
Opp. Total	48	66	82	81	0	257

REGULAR STARTERS

OFFENSE		DEFENSE	
WR	Robb Thomas	LE	Neil Smith
LT	John Alt	NT	Dan Saleaumua
LG	Frank Winters	RE	Bill Maas
	Dave Szott	LOLB	Chris Martin
C	Mike Webster	LILB	Percy Snow
	Tim Grunhard	RILB	Dino Hackett
RG	Dave Lutz	ROLB	Derrick Thomas
RT	Rich Baldinger	LCB	Albert Lewis
TE	Alfredo Roberts	RCB	Kevin Ross
	Jonathan Hayes	SS	Kevin Porter
WR	Stephone Paige	FS	Jeff Donaldson
QB	Steve DeBerg		Deron Cherry
FB	Bill Jones	P	Bryan Barker
RB	Christian Okoye		Kelly Goodburn
K	Nick Lowery		

PRO BOWLERS IN BOLD

INDIVIDUAL STATISTICS

	PASSING						
	Att.	Cmp.	Yds.	Pct.	TD	Int.	LG
DeBerg	444	258	3444	58.1	23	4	90
Pelluer	5	2	14	40.0	0	1	8.3
CHIEFS TOTAL	449	260	3458	57.9	23	5	90
Opp. Total	512	267	3662	52.1	16	20	87

	PASS RECEIVING				
	No.	Yds.	Avg.	LG	TD
Paige	65	1021	15.7	86	5
R. Thomas	41	545	13.3	47	4
Harry	41	519	12.7	60	2
McNair	40	507	12.7	65	2
B. Jones	19	137	7.2	19	5
Birden	15	352	23.5	90	3
Roberts	11	119	10.8	27	0
Hayes	9	83	9.2	21	1
Mandlely	7	97	13.9	24	0
Word	4	28	7.0	10	0
Okoye	4	23	5.8	8	0
Whitaker	2	17	8.5	16	1
F. Jones	1	5	5.0	5	0
Saxon	1	5	5.0	5	0
CHIEFS TOTAL	260	3458	13.3	90	23
Opp. Total	267	3662	13.7	87	16

	RUSHING				
	No.	Yds.	Avg.	LG	TD
Word	204	1015	5.0	53	4
Okoye	245	805	3.3	32	7
McNair	14	61	4.4	13	0
B. Jones	10	47	4.7	14	0
Saxon	3	15	5.0	8	0
Pelluer	5	6	1.2	5	0
Goodburn	1	5	5.0	5	0
F. Jones	1	-1	-1.0	-1	0
DeBerg	21	-5	-0.2	6	0
CHIEFS TOTAL	504	1948	3.9	53	11
Opp. Total	373	1640	4.4	42	2

TEAM LEADERS

Scoring: Nick Lowery	139 pts: 37 PATs, 34 FGs
INTs: Kevin Ross	5-97 yds., 0 TDs
	35 (53 solo)
Tackles: Dino Hackett	20.0 (1-150.0 yds.)
Sacks: Derrick Thomas	25-180 yds., 7.2 avg., 0 TDs
Punting: Bryan Barker	64-2479 yds., 38.7 avg., 16 In 20, 56 LG
Punt Returns: Naz Worthen	25-180 yds., 7.2 avg., 0 TDs
Kickoff Returns: Todd McNair	14-227 yds., 16.2 avg., 0 TDs

HISTORY

AMERICAN CONFERENCE

Western Division			
W	L	T	Pct.
L.A. Raiders	12	4	0.750
Kansas City †	11	5	0.688
Seattle	9	7	0.563
San Diego	6	10	0.375
Denver	5	11	0.313

Central Division

W	L	T	Pct.
Cincinnati	9	7	0.563
Houston †	9	7	0.563
Pittsburgh	9	7	0.563
Cleveland	3	13	0.188

Eastern Division

W	L	T	Pct.
Buffalo	13	3	0.813
Miami †	12	4	0.750
Indianapolis	7	9	0.438
N.Y. Jets	6	10	0.375
New England	1	15	0.063

NATIONAL CONFERENCE

Western Division			
W	L	T	Pct.
San Francisco	14	2	0.875
New Orleans †	8	8	0.500
L.A. Rams	5	11	0.313
Atlanta	5	11	0.313

Central Division

W	L	T	Pct.
Chicago	11	5	0.688
Tampa Bay	6	10	0.375
Detroit	6	10	0.375
Green Bay	6	10	0.375
Minnesota	6	10	0.375

Eastern Division

W	L	T	Pct.
N.Y. Giants	13	3	0.813
Philadelphia †	10	6	0.625
Washington †	10	6	0.625
Dallas	7	9	0.438
Phoenix	5	11	0.313

AFC Championship: BUFFALO 15, L.A. Raiders 3
 NFC Championship: N.Y. Giants 15, SAN FRANCISCO 13
 Super Bowl XXV: N.Y. Giants 20, Buffalo 19

1989 KANSAS CITY CHIEFS

Head Coach: Marty Schottenheimer

8-7-1

Preseason		Record: 1-3	
8/12 L	13-23	Minnesota (Memphis, TN) ...	63,528
8/20 L	7-45	N.Y. GIANTS ...	36,820
8/27 W	22-17	at Chicago ...	56,343
9/1 L	13-15 OT	N.Y. JETS ...	41,105
Regular Season		Record: 8-7-1 (2nd - AFC West)	
9/10 L	20-34	at Denver ...	74,284
9/17 W	24-19	L.A. RAIDERS ...	71,741
9/24 L	6-21	at San Diego ...	40,128
10/1 L	17-21	CINCINNATI ...	61,165
10/8 W	20-16	at Seattle ...	60,715
10/15 L	14-20	at L.A. Raiders ...	40,453
10/22 L	36-28	DALLAS ...	76,841
10/29 L	17-23	at Pittsburgh ...	54,194
11/5 W	20-10	SEATTLE ...	54,489
11/12 L	13-16	DENVER ...	76,245
11/19 T	10-10 OT	at Cleveland ...	77,922
11/26 W	34-0	HOUSTON ...	51,342
12/3 W	26-21	MIAMI ...	54,610
12/10 W	21-3	at Green Bay ...	56,694
12/17 L	13-20	SAN DIEGO ...	40,623
12/24 W	27-24	at Miami ...	43,612

TEAM STATISTICS

	CHIEFS	OPP.				
TOTAL FIRST DOWNS	304	252				
Rushing/Passing/Penalty	120/165/19	92/140/23				
3rd Down: Made/Att.	88/208	81/211				
3rd Down Pct.	42.3	38.4				
4th Down: Made/Att.	6/9	8/15				
4th Down Pct.	66.7	53.3				
TOTAL NET YARDS	5265	4293				
Avg. Per Game	329.1	268.3				
Total Plays	1017	952				
	5.2	4.5				
NET YARDS RUSHING	2227	1766				
Avg. Per Game	139.2	110.4				
Total Rushes	559	445				
Avg. Per Play	4.0	4.0				
NET YARDS PASSING	3038	2527				
Avg. Per Game	189.9	157.9				
Sacked/Yards Lost	23/182	36/294				
Gross Yards	3220	2821				
Interceptions	435/259	471/236				
Pct. of Completions	59.5	50.1				
Had Intercepted	23	15				
PUNTS/AVERAGE	67/40.1	82/39.1				
Net Punting Avg.	33.8	32.9				
PUNT RETURNS/YARDS	44/931	40/325				
KICKOFF RETURNS/YARDS	52/915	55/1156				
PENALTIES/YARDS	116/878	102/797				
FUMBLES/LOST	32/18	32/16				
TOUCHDOWNS	35	32				
Rushing/Passing	18/14	9/16				
Defensive Kicking Game	5/2	5/2				
TIME OF POSSESSION	32:35	27:25				
SCORE BY PERIODS	1	2	3	4	OT	Total
CHIEFS TOTAL	67	137	53	61	0	318
Opp. Total	74	83	47	82	0	286

REGULAR STARTERS

OFFENSE		DEFENSE	
WR	Pete Mandley	LE	Neil Smith
LT	John Alt	NT	Bill Maas
LG	Mark Adickes		Dan Saleaumua
C	Mike Webster	RE	Mike Bell
RG	Dave Lutz	LOLB	Leonard Griffin
RT	Irv Eatman	LILB	Walker Lee Ashley
TE	Jonathan Hayes	RILB	Dino Hackett
WR	Stephen Paige	ROLB	Derrick Thomas
QB	Steve DeBerg	LCB	Albert Lewis
RB	Christian Okoye	RCB	Kevin Ross
RB	Herman Heard	SS	Kevin Porter
K	Nick Lowery	FS	Deron Cherry
		P	Kelly Goodburn

PRO BOWLERS IN BOLD

INDIVIDUAL STATISTICS

	PASSING						Rating
	Att.	Cmp.	Yds.	Pct.	TD	Int.	
DeBerg	324	196	2529	60.5	11	16	50
Jaworski	61	36	385	59.0	2	5	32
Pelluer	47	26	301	55.3	1	0	24
Elkins	2	1	5	50.0	0	1	5
Saxon	1	0	0	0.0	0	1	0
CHIEFS TOTAL	435	259	3220	59.5	14	23	71.2
Opp. Total	471	236	2821	50.1	16	15	64.8

	PASS RECEIVING				LG	TD
	No.	Yds.	Avg.	LG		
Paige	44	759	17.3	50	2	
Mandley	35	476	13.6	44	1	
McNair	34	372	10.9	24	1	
Harry	33	450	13.4	20	2	
Heard	25	246	9.8	27	1	
Weathers	17	192	11.3	27	0	
Hayes	18	229	12.7	23	2	
Saxon	11	86	7.8	18	0	
Dressel	9	136	15.1	49	1	
R. Thomas	8	58	7.3	12	2	
Roberts	8	55	6.9	25	1	
Carson	7	95	13.6	28	1	
Worflen	5	69	13.8	21	0	
Okoye	2	12	6.0	8	0	
Gamble	2	2	1.0	6	0	
Carruth	1	3	3.0	3	0	
CHIEFS TOTAL	259	3220	12.4	50	14	
Opp. Total	236	2821	12.0	64	16	

	RUSHING				LG	TD
	No.	Yds.	Avg.	LG		
Okoye	370	1480	4.0	59	12	
Saxon	58	233	4.0	19	3	
Heard	63	216	3.4	28	0	
McNair	17	143	8.4	27	2	
Gamble	23	121	5.3	25	0	
Gamble	6	24	4.0	20	1	
Harry	6	9	1.5	9	0	
Jaworski	4	5	1.3	4	0	
Agee	1	3	3.0	3	0	
Mandley	2	1	0.5	8	0	
DeBerg	14	-8	-0.6	15	0	
CHIEFS TOTAL	559	2227	4.0	59	18	
Opp. Total	445	1766	4.0	63	9	

TEAM LEADERS

Scoring: Nick Lowery	106 pts: 34 PATS, 24 FGs
INTs: Albert Lewis	4-37 yds, 0 TDs
Kevin Ross	4-29 yds, 0 TDs
Tackles: Deron Cherry	87 (45 solo)
Sacks: Derrick Thomas	10.0 (-95.5 yds.)
Punting: Kelly Goodburn	67-2888 yds, 40.1 avg., 25 in 20, 54 LG
Punt Returns: Pete Mandley	19-151 yds, 7.9 avg., 0 TDs
Kickoff Returns: Danny Copeland	26-466 yds, 17.9 avg., 0 TDs

AFC AMERICAN CONFERENCE

NFC NATIONAL CONFERENCE

Western Division				
	W	L	T	Pct.
Denver	11	5	0	.688
Kansas City	8	7	1	.531
L.A. Raiders	8	8	0	.500
Seattle	7	9	0	.438
San Diego	6	10	0	.375
Central Division				
	W	L	T	Pct.
Cleveland	9	6	1	.594
Houston †	9	7	0	.563
Pittsburgh †	9	7	0	.563
Cincinnati	8	8	0	.500
Eastern Division				
	W	L	T	Pct.
Buffalo	9	7	0	.563
Indianapolis	8	8	0	.500
Miami	8	8	0	.500
New England	5	11	0	.313
N.Y. Jets	4	12	0	.250

Western Division				
	W	L	T	Pct.
San Francisco	14	2	0	.875
L.A. Rams †	11	5	0	.688
New Orleans	9	7	0	.563
Atlanta	3	13	0	.188
Central Division				
	W	L	T	Pct.
Minnesota	10	6	0	.625
Green Bay	10	6	0	.625
Detroit	7	9	0	.438
Chicago	6	10	0	.375
Tampa Bay	5	11	0	.313
Eastern Division				
	W	L	T	Pct.
N.Y. Giants	12	4	0	.750
Philadelphia †	11	5	0	.688
Washington	10	6	0	.625
Phoenix	5	11	0	.313
Dallas	1	15	0	.063

AFC Championship: DENVER 37, Cleveland 21
 NFC Championship: SAN FRANCISCO 30, L.A. Rams 3
 Super Bowl XXIV: San Francisco 55, Denver 10

1988 KANSAS CITY CHIEFS

Head Coach: Frank Ganz



TEAM STATISTICS

Preseason		Record: 2-1-1	
8/6	W 34-21	CINCINNATI	31,947
8/13	W 27-13	at Atlanta	23,369
8/19	T 21-21	at Green Bay (Milwaukee, WI)	32,361
8/25	L 21-41	PHOENIX	36,883
Regular Season		Record: 4-11-1 (5th - AFC West)	
9/4	L 3-6	CLEVELAND	55,654
9/11	L 10-31	at Seattle	61,512
9/18	W 20-13	DENVER	63,268
9/25	L 23-24	SAN DIEGO	45,498
10/2	T 17-17	at N.Y. Jets	66,110
10/9	L 6-7	at Houston	39,134
10/16	L 17-27	L.A. RAIDERS	77,078
10/23	L 6-7	DETROIT	66,926
10/30	L 10-17	at L.A. Raiders	36,103
11/6	L 11-17	at Denver	74,227
11/13	W 31-28	CINCINNATI	34,614
11/20	W 27-24	SEATTLE	33,152
11/27	L 10-16	at Pittsburgh	42,057
12/4	W 38-34	N.Y. JETS	30,059
12/11	L 12-28	at N.Y. Giants	69,809
12/18	L 13-24	at San Diego	26,339

	CHIEFS	OPP.
TOTAL FIRST DOWNS	289	318
Rushing/Passing/Penalty	104/161/24	162/136/20
3rd Down: Made/Att.	88/224	94/209
3rd Down Pct.	39.3	45.0
4th Down: Made/Att.	12/18	5/13
4th Down Pct.	66.7	46.2
TOTAL NET YARDS	4844	5026
Avg. Per Game	302.8	314.1
Total Plays	1019	1042
Avg. Per Play	4.8	4.8
NET YARDS RUSHING	1713	2592
Avg. Per Game	107.1	162.0
Total Rushes	448	609
Avg. Per Play	3.8	4.3
NET YARDS PASSING	3131	2434
Avg. Per Game	195.7	152.1
Sacked/Yards Lost	43/353	23/157
Gross Yards	3484	2591
Attempts/Completions	528/282	410/214
Pct. of Completions	53.4	52.2
Had Intercepted	21	18
PUNTS/AVERAGE	76/40.3	63/40.2
Net Punting Avg.	31.9	34.2
PUNT RETURNS/YARDS	38/215	48/473
KICKOFF RETURNS/YARDS	58/825	57/1380
PENALTIES/YARDS	85/836	106/854
FUMBLES/LOST	21/12	30/13
TOUCHDOWNS	24	39
Rushing/Passing	8/16	23/12
Defensive/Kicking Game	0/0	2/2
TIME OF POSSESSION	28:31	31:29

SCORE BY PERIODS	1	2	3	4	OT	Total
CHIEFS TOTAL	51	74	47	62	0	254
Opp. Total	77	118	52	73	0	320

REGULAR STARTERS

OFFENSE		DEFENSE	
WR	Carlos Carson	LE	Leonard Griffin
LT	John Alt		Neil Smith
LG	Rich Baldinger	NT	Bill Maas
C	Tom Baugh	RE	Mike Bell
RG	Mark Adickes	LOLB	Jack Del Rio
RT	Irv Eatman	LILB	Aaron Pearson
TE	Alfredo Roberts	RILB	Dino Hackett
	Jonathan Hayes	ROLB	Tim Colfield
WR	Stephone Paige	LCB	Albert Lewis
QB	Steve DeBerg	RCB	Kevin Ross
RB	Christian Okoye	SS	Lloyd Burruss
RB	Paul Palmer		Kevin Porter
K	Nick Lowery	FS	Deron Cherry
		P	Kelly Goodburn

PRO BOWLERS IN BOLD

AFC AMERICAN CONFERENCE

Western Division			
	W	L	T Pct.
Seattle	9	7	0 .563
Denver	8	8	0 .500
L.A. Raiders	7	9	0 .438
San Diego	6	10	0 .375
Kansas City	4	11	1 .281
Central Division			
	W	L	T Pct.
Cincinnati	12	4	0 .750
Cleveland †	10	6	0 .625
Houston †	10	6	0 .625
Pittsburgh	5	11	0 .313
Eastern Division			
	W	L	T Pct.
Buffalo	12	4	0 .750
Indianapolis	9	7	0 .563
New England	9	7	0 .563
N.Y. Jets	8	7	1 .531
Miami	6	10	0 .375

NFC NATIONAL CONFERENCE

Western Division			
	W	L	T Pct.
San Francisco	10	6	0 .625
L.A. Rams †	10	6	0 .625
New Orleans	10	6	0 .625
Atlanta	5	11	0 .313
Central Division			
	W	L	T Pct.
Chicago	12	4	0 .750
Minnesota †	11	5	0 .688
Tampa Bay	5	11	0 .313
Detroit	4	12	0 .250
Green Bay	4	12	0 .250
Eastern Division			
	W	L	T Pct.
Philadelphia	10	6	0 .625
N.Y. Giants	10	6	0 .625
Washington	7	9	0 .438
Phoenix	7	9	0 .438
Dallas	3	13	0 .188

AFC Championship: CINCINNATI 21, Buffalo 10
 NFC Championship: San Francisco 28, CHICAGO 3
 Super Bowl XXIII: San Francisco 20, Cincinnati 16

INDIVIDUAL STATISTICS

	PASSING							
	Att.	Cmp.	Yds.	Pct.	TD	Int.	LG	Rating
DeBerg	414	224	2935	54.1	16	16	80†	73.5
Kenney	114	58	549	50.9	0	5	25	46.3
CHIEFS TOTAL	528	282	3484	53.4	16	21	80†	67.6
Opp. Total	410	214	2591	52.2	12	18	42†	63.4

	PASS RECEIVING				
	No.	Yds.	Avg.	LG	TD
Paige	61	902	14.8	49	7
Palmer	53	611	11.5	71†	4
Carson	46	711	15.5	80†	3
Harry	26	362	13.9	38	1
Hayes	22	233	10.6	25	1
Heard	20	198	9.9	32	0
Saxon	19	177	9.3	22	0
Roberts	10	104	10.4	20	0
Taylor	9	105	11.7	36	0
Okoye	8	51	6.4	12	0
Moriarty	6	40	6.7	12	0
Colbert	1	-3	-3.0	-3	0
Gamble	1	-7	-7.0	-7	0
CHIEFS TOTAL	282	3484	12.4	80†	16
Opp. Total	214	2591	12.1	42†	12

	RUSHING				
	No.	Yds.	Avg.	LG	TD
Okoye	105	473	4.5	48	3
Palmer	134	452	3.4	26†	2
Heard	106	438	4.1	20†	0
Saxon	60	236	3.9	14	2
Moriarty	20	62	3.1	9	0
DeBerg	18	30	1.7	13	1
Goodburn	1	15	15.0	15	0
Kenney	2	4	2.0	2	0
Taylor	1	2	2.0	2	0
Carson	1	1	1.0	1	0
CHIEFS TOTAL	448	1713	3.8	48	8
Opp. Total	609	2592	4.3	38	23

TEAM LEADERS

Scoring: Nick Lowery	104 pts: 23 PATs, 27 FGs
INTs: Deron Cherry	7-51 yds., 0 TDs
Tackles: Deron Cherry	151 (80 solo)
Sacks: Bill Maas	4.0 (-34.0 yds.)
Punting: Kelly Goodburn	76-3059 yds., 40.3 avg., 10 in 20, 59 LG
Punt Returns: Klitnick Taylor	29-187 yds., 6.4 avg., 0 TDs
Kickoff Returns: Kenny Gamble	15-221 yds., 19.4 avg., 0 TDs

1987 KANSAS CITY CHIEFS

Head Coach: Frank Gansz



Preseason

Date	Result	Opponent	Score	Record
8/8	L 7-20	San Francisco	23,826	0-1
Hall of Fame Game (Canton, OH)				
8/13	W 32-20	at Houston	30,147	1-1
8/22	W 13-10	ATLANTA	39,164	2-1
8/29	W 34-14	BUFFALO	43,887	3-1
9/6	W 13-10 OT	St. Louis (Memphis, TN)	62,353	4-1

Regular Season

Date	Result	Opponent	Score	Record
9/13	W 20-13	SAN DIEGO	56,940	4-1
9/20	L 14-43	at Seattle	61,667	4-2
9/27		MINNESOTA (Cancelled/Strike)		4-2
10/4	L 17-35	# at L.A. Raiders	10,708	4-3
10/11	L 0-42	# at Miami	25,867	4-4
10/18	L 17-26	# DENVER	20,296	4-5
10/25	L 21-42	at San Diego	47,972	4-6
11/1	L 28-31	at Chicago	63,498	4-7
11/8	L 16-17	PITTSBURGH	45,249	4-8
11/15	L 9-16	N.Y. JETS	40,718	4-9
11/22	L 3-23	GREEN BAY	34,611	4-10
11/26	W 27-20	at Detroit (Thur.) (Thanksgiving)	43,820	4-11
12/6	L 27-30 OT	at Cincinnati	46,489	4-12
12/13	W 16-10	L.A. RAIDERS	63,834	4-13
12/19	L 17-20	at Denver (Sat.)	75,053	4-14
12/27	W 41-20	SEATTLE	20,370	4-15

#REPLACEMENT GAMES

TEAM STATISTICS

Category	Chiefs	Opp
TOTAL FIRST DOWNS	265	344
Rushing/Passing/Penalty	97/141/27	139/172/33
3rd Down: Made/Att	77/192	92/206
4th Down: Made/Att	40/1	44/7
4th Down Pct	4/10	5/15
TOTAL NET YARDS	40.0	33.3
Avg. Per Game	44.8	56.9
Total Plays	294.5	375.9
Avg. Per Play	.899	1.045
NET YARDS RUSHING	4.9	5.4
Avg. Per Game	17.99	23.33
Total Rushes	119.9	155.5
Avg. Per Play	4.19	5.35
NET YARDS PASSING	4.3	4.7
Avg. Per Game	26.19	33.06
Sacked/Yards Lost	174.6	220.4
Gross Yards	48/366	28/167
Attempts/Completions	2985	3473
Pct. of Completions	432/236	484/279
Had Intercepted	54.6	57.6
POINTS/AVERAGE	17	11
Net Punting Avg.	69/40.4	56/40.4
PUNT RETURNS/YARDS	32.3	31.7
KICKOFF RETURNS/YARDS	32/346	43/442
PENALTIES/YARDS	70/1437	55/1263
FUMBLE/LOST	108/861	112/936
TOUCHDOWNS	41/24	24/17
Rushing/Passing	30	45
Defensive/Kicking Game	7/17	16/25
TIME OF POSSESSION	1/5	3/1
	27-10	32-50

Score by Periods	1	2	3	4	OT	Total
Chiefs Total	55	88	74	56	0	273
Opp. Total	88	116	93	88	3	388

REGULAR STARTERS

OFFENSE

WR	Carlos Carson
LT	John Alt
LG	Rich Baldinger
C	Tom Baugh
	Rick Donnalley
RG	Mark Adickes
RT	Dave Lutz
	Irv Eatman
TE	Jonathan Hayes
WR	Stephone Paige
QB	Bill Kenney
RB	Christian Okoye
RB	Herman Heard
K	Nick Lowery

*Does not include replacement players.

DEFENSE

LE	Art Still
NT	Bill Maas
RT	Pete Koch
RE	Mike Bell
OLB	Louis Cooper
	Aaron Pearson
ILB	Aaron Pearson
MLB	Dino Hackett
OLB	Tim Coffield
	Jack Del Rio
LCB	Albert Lewis
RCB	Kevin Ross
SS	Lloyd Burruss
FS	Deron Cherry
P	Kelly Goodburn

PRO BOWLERS IN BOLD

AMERICAN CONFERENCE

Team	W	L	T	Pct.
Denver	10	4	1	.700
Seattle †	9	6	0	.600
San Diego	8	7	0	.533
L.A. Raiders	5	10	0	.333
Kansas City	4	11	0	.267

Central Division

Cleveland	10	5	0	.667
Houston †	9	6	0	.600
Pittsburgh	8	7	0	.533
Cincinnati	4	11	0	.267

Eastern Division

Indianapolis	9	6	0	.600
New England	8	7	0	.533
Miami	8	7	0	.533
Buffalo	7	8	0	.467
N.Y. Jets	6	9	0	.400

AFC Championship: DENVER 38, Cleveland 33
 AFC Championship: WASHINGTON 17, Minnesota 10
 Super Bowl XXII: Washington 42, Denver 10

NATIONAL CONFERENCE

Team	W	L	T	Pct.
San Francisco	13	2	0	.867
New Orleans †	12	3	0	.800
L.A. Rams	6	9	0	.400
Atlanta	3	12	0	.200

Central Division

Chicago	11	4	0	.733
Minnesota †	8	7	0	.533
Green Bay	5	9	1	.367
Tampa Bay	4	11	0	.267
Detroit	4	11	0	.267

Eastern Division

Washington	11	4	0	.733
Dallas	7	8	0	.467
St. Louis	7	8	0	.467
Philadelphia	7	8	0	.467
N.Y. Giants	6	9	0	.400

INDIVIDUAL STATISTICS

Player	PASSING						
	Att.	Cmp.	Yds.	Pct.	TD	Int	LG
Kenney	273	154	2107	56.4	15	9	81T
Seuer	55	26	340	47.3	0	4	33
Blackledge	31	15	154	48.4	1	1	19
Palmer	1	0	0	0.0	0	0	0
Others	72	41	384	56.9	1	3	23
CHIEFS TOTAL	432	236	2985	54.6	17	17	81T
Opp. Total	484	279	3473	57.6	25	11	44

Player	PASS RECEIVING			
	No.	Yds.	Avg.	LG
Carson	55	1044	19.0	81T
Paige	43	707	16.4	51
Okoye	24	169	7.0	22
Hayes	21	272	13.0	33
Heard	14	118	8.4	15
Marshall	10	126	12.6	19
Moriarty	10	37	3.7	8
Coffman	5	42	8.4	13
Palmer	4	27	6.8	10
Arnold	3	26	8.7	10
D. Colbert	3	21	7.0	9
Keel	2	9	4.5	7
Adickes	1	3	3.0	3
Others	41	384	9.4	23
CHIEFS TOTAL	236	2985	12.6	81T
Opp. Total	279	3473	12.4	44

Player	RUSHING				
	No.	Yds.	Avg.	LG	TD
Okoye	157	660	4.2	43T	3
Heard	82	466	5.7	64T	3
Palmer	24	155	6.5	35	0
Moriarty	30	107	3.6	11	0
Seuer	9	33	3.7	11	0
Blackledge	5	21	4.2	11	0
Goodburn	1	16	16.0	16	0
Clemons	2	7	3.5	7	0
Kenney	12	-2	-0.2	6	0
Carson	1	-7	-7.0	-7	0
Others	96	343	3.6	17	1
CHIEFS TOTAL	419	1799	4.3	64T	7
Opp. Total	535	2333	4.4	48	16

TEAM LEADERS

Scoring: Nick Lowery	83 pts: 26 PATs, 19 FGs
INTs: Deron Cherry	3-58 yds., 0 TDs
	Kevin Ross
Tackles: Dino Hackett	103 (74 solo)
Sacks: Mike Bell	6.5 (-44.0 yds)
Punting: Kelly Goodburn	76-3059 yds., 40.3 avg., 13 in 20, 55 LG
Punt Returns: Kitrick Taylor	29-187 yds., 6.4 avg., 0 TDs
Kickoff Returns: Kenny Gamble	15-291 yds., 19.4 avg., 0 TDs

HISTORY

1986 KANSAS CITY CHIEFS

Head Coach: John Mackovic



HISTORY

Preseason		Record: 2-2	
8/9 W	20-0	CINCINNATI	30,067
8/16 W	27-26	at St. Louis	30,305
8/23 L	6-13	BUFFALO	39,911
8/30 L	10-13	at New Orleans	47,945
Regular Season		Record: 10-6 (2nd - AFC West)	
9/7 W	24-14	CINCINNATI	43,430
9/14 L	17-23	at Seattle	64,947
9/21 W	27-13	HOUSTON	43,699
9/28 W	20-17	at Buffalo	67,555
10/5 L	17-24	L.A. RAIDERS	74,430
10/12 L	7-20	at Cleveland	72,304
10/19 W	42-41	SAN DIEGO	55,767
10/26 W	27-20	TAMPA BAY	36,230
11/2 W	24-23	at San Diego	44,518
11/9 W	27-7	SEATTLE	53,268
11/16 L	17-38	at Denver	75,745
11/23 L	14-23	at St. Louis	29,680
11/30 L	14-17	BUFFALO	31,492
12/7 W	37-10	DENVER	47,019
12/14 W	20-17	at L.A. Raiders	68,771
12/21 W	24-19	at Pittsburgh	47,150
AFC Wild Card Playoff Game			
12/28 L	15-35	at N.Y. Jets	69,307

TEAM STATISTICS

	CHIEFS	OPP.
TOTAL FIRST DOWNS	264	310
Rushing/Passing/Penalty	83/152/29	111/173/26
3rd Down Made/Att	74/220	80/224
3rd Down Pct	33.6	35.7
4th Down Made/Att	5/9	7/16
4th Down Pct	55.6	43.8
TOTAL NET YARDS	4218	4934
Avg. Per Game	263.6	308.4
Total Plays	1003	1098
Avg. Per Play	4.2	4.5
NET YARDS RUSHING	1468	1739
Avg. Per Game	91.8	108.7
Total Rushes	432	495
Avg. Per Play	3.4	3.6
NET YARDS PASSING	2750	3195
Avg. Per Game	171.9	199.7
Sacked/Yards Lost	50/372	44/360
Gross Yards	3122	3555
Attempts/Completions	521/257	569/303
Pct. of Completions	49.3	53.3
Had Intercepted	18	31
PTS./AVERAGE	99/40.7	83/37.0
Net Punting Avg.	33.7	30.9
PUNT RETURNS/YARDS	35/265	52/572
KICKOFF RETURNS/YARDS	56/1117	71/1278
PENALTIES/YARDS	96/824	114/965
FUMBLES/LOST	27/17	26/18
TOUCHDOWNS	43	38
Rushing/Passing	10/23	13/21
Returns: OR/Def./Kicking Game*	14/5	0/3/1
TIME OF POSSESSION	28:29	31:31

SCORE BY PERIODS	1	2	3	4	OT	Total
CHIEFS TOTAL	67	113	83	95	0	358
Opp. Total	49	121	90	66	0	326

REGULAR STARTERS

OFFENSE		DEFENSE	
WR	Carlos Carson	LE	Art Still
	Henry Marshall	NT	Bill Maas
LT	Irv Eatman	RE	Pete Koch
LG	Brad Budde	LOLB	Louis Cooper
C	Rick Donnalley	LILB	Dino Hackett
RG	Mark Adickes	RILB	Scott Radecic
RT	Dave Lutz	ROLB	Tim Cofield
TE	Walt Arnold	LCB	Albert Lewis
WR	Stephone Paige	RCB	Kevin Ross
QB	Todd Blackledge	SS	Lloyd Burruss
	Bill Kenney	FS	Deron Cherry
RB	Herman Heard	P	Lewis Colbert
RB	Mike Pruitt		
K	Nick Lowery		

INDIVIDUAL STATISTICS

	PASSING						
	Att.	Cmp.	Yds.	Pct.	TD	Int	LG
Kenney	308	161	1922	52.3	13	11	56
Blackledge	211	96	1200	45.5	10	6	70
Green	1	0	0	0	0	1	0.0
Marshall	1	0	0	0	0	0	0.0
CHIEFS TOTAL	521	257	3122	49.3	23	18	70
Opp. Total	569	303	3555	53.3	21	51	82.1

	PASS RECEIVING				
	No.	Yds.	Avg.	LG	TD
Paige	52	829	15.9	51	11
Marshall	46	652	14.2	31	1
J. Smith	33	230	7.0	18	3
Carson	21	497	23.7	70	4
Arnold	20	169	8.5	27	1
Green	19	137	7.2	17	0
Heard	17	83	4.9	13	0
Collman	12	75	6.3	10	2
Harry	9	211	23.4	53	1
Hayes	8	69	8.6	16	0
Pruitt	8	56	7.0	13	0
Moriarty	7	51	7.3	19	0
Hancock	4	63	15.8	25	0
Kenney	1	0	0.0	0	0
CHIEFS TOTAL	257	3122	12.1	70	23
Opp. Total	303	3555	11.7	51	21

	RUSHING			
	No.	Yds.	Avg.	LG
Pruitt	139	448	3.2	16
Green	90	314	3.5	27
Heard	71	295	4.2	40
J. Smith	54	238	4.4	32
Moriarty	35	115	3.3	11
Blackledge	23	60	2.6	14
Kenney	18	0	0.0	9
Paige	2	-2	-1.0	12
CHIEFS TOTAL	432	1468	3.4	40
Opp. Total	465	1739	3.6	41

TEAM LEADERS

Scoring: Nick Lowery 100 pts: 43 PATS 19 FGs
 INTs: Deron Cherry 9-150 yds., 0 TDs
 Tackles: Dino Hackett 140 (78 solo)
 Sacks: Art Still 10.5 (-77.0 yds.)
 Punting: Lewis Colbert 99-4033 yds., 40.7 avg., 23 In 20, 56 LG
 Punt Returns: Jeff Smith 29-245 yds., 8.4 avg., 0 TDs
 Kickoff Returns: Boyce Green 10-254 yds., 25.4 avg., 1 TD

AMERICAN CONFERENCE

Western Division			
	W	L	T Pct.
Denver	11	5	0.688
Kansas City †	10	6	0.625
Seattle	10	6	0.625
L.A. Raiders	8	8	0.500
San Diego	4	12	0.250
Central Division			
	W	L	T Pct.
Cleveland	12	4	0.750
Cincinnati	10	6	0.625
Pittsburgh	6	10	0.325
Houston	5	11	0.313
Eastern Division			
	W	L	T Pct.
New England	11	5	0.688
N.Y. Jets †	10	6	0.625
Miami	8	8	0.500
Buffalo	4	12	0.250
Indianapolis	3	13	0.188

NATIONAL CONFERENCE

Western Division			
	W	L	T Pct.
San Francisco	10	5	1.656
L.A. Rams †	10	6	0.625
Atlanta	7	8	1.469
New Orleans	7	9	0.438
Central Division			
	W	L	T Pct.
Chicago	14	2	0.875
Minnesota	9	7	0.563
Detroit	5	11	0.313
Green Bay	4	12	0.250
Tampa Bay	2	14	0.125
Eastern Division			
	W	L	T Pct.
N.Y. Giants	14	2	0.875
Washington †	12	4	0.750
Dallas	7	9	0.438
Philadelphia	5	10	1.344
St. Louis	4	11	1.281

AFC Championship: Denver 23, CLEVELAND 20*
 NFC Championship: N.Y. GIANTS 17, Washington 0
 Super Bowl XXI: N.Y. Giants 39, Denver 20

1985 KANSAS CITY CHIEFS

Head Coach: John Mackovic


6-10

Preseason		Record: 3-1	
8/10 W	35-27	at Cincinnati	41,115
8/17 L	13-31	NEW ENGLAND	35,162
8/24 W	24-19	at Houston	36,501
8/31 W	17-13	ST. LOUIS	38,618
Regular Season		Record: 6-10 (5th - AFC West)	
9/8 W	47-27	at New Orleans	57,760
9/12 W	36-20	L.A. RAIDERS (Thur.) (N.)	72,686
9/22 L	0-31	at Miami	69,791
9/29 W	28-7	SEATTLE	50,485
10/6 L	10-19	at L.A. Raiders	55,133
10/13 L	20-31	at San Diego	50,067
10/20 L	0-16	L.A. RAMS	64,474
10/27 L	10-30	DENVER	68,248
11/3 L	20-23	at Houston	41,238
11/10 L	28-36	PITTSBURGH	46,126
11/17 L	3-31	at San Francisco	56,447
11/24 W	20-7	INDIANAPOLIS	21,762
12/1 L	6-24	at Seattle	52,655
12/8 W	38-10	ATLANTA	18,199
12/14 L	13-14	at Denver (Sat.)	69,209
12/22 W	38-34	SAN DIEGO	18,178

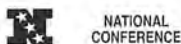
REGULAR STARTERS

OFFENSE		DEFENSE	
WR	Carlos Carson	LE	Art Still
LT	Matt Herkenhoff	NT	Bill Maas
LG	Brad Budde	RE	Mike Bell
	Scott Auer	LOLB	Calvin Daniels
C	Bob Rush	LILB	Scott Radevic
RG	Bob Olderman	RILB	Gary Spani
RT	Dave Lutz	ROLB	Ken Jolly
TE	Walt Arnold	LCB	Albert Lewis
WR	Henry Marshall	RCB	Kevin Ross
	Stephone Paige	SS	Lloyd Burruss
QB	Bill Kenney	FS	Deron Cherry
	Todd Blackledge	P	Jim Arnold
RB	Herman Heard		
RB	Mike Pruitt		
	Bruce King		
K	Nick Lowery		

PRO BOWLERS IN BOLD



AMERICAN CONFERENCE				
Western Division				
	W	L	T	Pct.
L.A. Raiders	12	4	0	.750
Denver	11	5	0	.688
Seattle	8	8	0	.500
San Diego	8	8	0	.500
Kansas City	6	10	0	.375
Central Division				
	W	L	T	Pct.
Cleveland	8	8	0	.500
Cincinnati	7	9	0	.438
Pittsburgh	7	9	0	.438
Houston	5	11	0	.313
Eastern Division				
	W	L	T	Pct.
Miami	12	4	0	.750
N.Y. Jets †	11	5	0	.688
New England †	11	5	0	.688
Indianapolis	5	11	0	.313
Buffalo	2	14	0	.125



NATIONAL CONFERENCE				
Western Division				
	W	L	T	Pct.
L.A. Rams	11	5	0	.688
San Francisco †	10	6	0	.625
New Orleans	5	11	0	.313
Atlanta	4	12	0	.250
Central Division				
	W	L	T	Pct.
Chicago	15	1	0	.938
Green Bay	8	8	0	.500
Minnesota	7	9	0	.438
Detroit	7	9	0	.438
Tampa Bay	2	14	0	.125
Eastern Division				
	W	L	T	Pct.
Dallas	10	6	0	.625
N.Y. Giants †	10	6	0	.625
Washington	10	6	0	.625
Philadelphia	7	9	0	.438
St. Louis	5	11	0	.313

AFC Championship: New England 31, Miami 14
 NFC Championship: CHICAGO 24, L.A. Rams 0
 Super Bowl XX: Chicago 46, New England 10

TEAM STATISTICS

	CHIERS	OPP.				
TOTAL NET YARDS	258	336				
Rushing/Passing/Penalty	79/158/21	129/184/23				
3rd Down Made/Att.	76/224	99/239				
3rd Down Pct.	33.9	41.4				
4th Down Made/Att.	7/15	11/21				
4th Down Pct.	46.7	52.4				
TOTAL NET YARDS	4877	5656				
Avg. Per Game	304.8	353.6				
Total Plays	982	1125				
Avg. Per Play	5.0	5.0				
NET YARDS RUSHING	1486	2169				
Avg. Per Game	92.9	135.5				
Total Rushes	428	513				
Avg. Per Play	3.5	4.2				
NET YARDS PASSING	3391	3489				
Avg. Per Game	211.9	218.1				
Sacked/Yards Lost	43/335	37/263				
Gross Yards	3726	3752				
Attempts/Completions	511/267	576/332				
Pct. of Completions	52.3	57.6				
Had Intercepted	23	27				
PUNTS/AVERAGE	95/40.3	75/41.2				
Net Punting Avg.	32.3	34.2				
PUNT RETURNS/YARDS	43/381	48/530				
KICKOFF RETURNS/YARDS	59/1115	69/1626				
PENALTIES/YARDS	87/666	85/720				
FUMBLES/LOST	35	25/14				
TOUCHDOWNS	20/23	18/22				
Rushing/Passing	12/11	8/14				
Defensive/Kicking Game	2/0	0/1				
TIME OF POSSESSION	28:06	31:54				
SCORE BY PERIODS	1	2	3	4	OT	Total
CHIERS TOTAL	77	111	66	63	0	317
Opp. Total	39	135	65	121	0	367

INDIVIDUAL STATISTICS

	PASSING							
	Alt.	Cmp.	Yds.	Pct.	TD	Int	LG	Rating
Kenney	338	181	2536	53.6	17	9	84	83.6
Blackledge	172	86	1190	50.0	6	14	70	50.5
Horton	1	0	0	0	0	0	0	39.6
CHIERS TOTAL	511	267	3726	52.3	23	23	84	72.3
Opp. Total	576	332	3752	57.6	22	27	56	70.3
	PASS RECEIVING							
	No.	Yds.	Avg.	LG	TD			
Carson	47	843	17.9	37	4			
Paige	49	943	21.9	84	10			
Heard	31	257	8.3	27	2			
W. Arnold	28	339	12.1	38	1			
Horton	28	185	6.6	22	1			
Marshall	25	446	17.9	50	0			
Smith	18	157	8.7	45	2			
Hancock	15	286	19.1	48	2			
King	7	45	6.4	8	0			
Pruitt	7	43	6.1	9	0			
Scott	5	61	12.2	21	0			
Holston	5	51	10.2	17	0			
Hayes	5	39	7.8	12	1			
Jones	3	31	10.3	15	0			
CHIERS TOTAL	267	3726	14.0	84	23			
Opp. Total	332	3752	11.3	56	22			
	RUSHING							
	No.	Yds.	Avg.	LG	TD			
Heard	184	595	3.6	33	4			
Pruitt	105	366	3.5	54	2			
Horton	48	146	3.0	19	3			
Smith	30	118	3.9	27	0			
Blackledge	17	97	5.7	25	0			
King	28	83	3.0	9	0			
Carson	3	25	8.3	13	0			
Lacy	6	21	3.5	6	0			
Jones	12	19	1.6	7	0			
Paige	1	15	15.0	15	0			
Kemey	14	1	0.1	5	1			
CHIERS TOTAL	428	1486	3.5	54	10			
Opp. Total	513	2169	4.2	50	18			

TEAM LEADERS

Scoring: Nick Lowery 107 pts: 35 PATS, 24 FG
 INTs: Albert Lewis 8-59 yds, 0 TDs
 Tackles: Deron Cherry 134 (85 solo)
 Sacks: Bill Maas 7.0 (-51.0 yds)
 Punting: Jim Arnold 93-3827 yds, 41.2 avg., 15 in 20, 62 LG
 Punt Returns: George Lane 43-381 yds., 8.8 avg., 0 TDs
 Kickoff Returns: Jeff Smith 33-654 yds., 19.8 avg., 0 TDs

HISTORY

1984 KANSAS CITY CHIEFS

Head Coach: John Mackovic



TEAM STATISTICS

Preseason		Record: 1-3	
8/4 L	20-34	NEW ORLEANS	34,230
8/10 L	10-14	at St. Louis	30,233
8/18 W	31-13	CLEVELAND	33,074
8/24 L	7-36	at New England	22,721
Regular Season		Record: 8-8 (4th - AFC West)	
9/2 W	37-27	at Pittsburgh	56,709
9/9 W	27-22	at Cincinnati	47,111
9/16 L	20-22	L.A. RAIDERS	75,111
9/23 L	0-21	at Denver	74,263
9/30 W	10-6	CLEVELAND	40,785
10/7 L	16-17	N.Y. JETS	53,167
10/14 W	31-13	SAN DIEGO	67,465
10/21 L	7-28	at N.Y. Jets	76,891
10/28 W	24-20	TAMPA BAY	41,710
11/4 L	0-45	at Seattle	64,915
11/11 L	16-17	HOUSTON	44,464
11/18 L	7-17	at L.A. Raiders	48,575
11/25 L	27-28	at N.Y. Giants	74,383
12/2 W	16-13	DENVER	38,949
12/9 W	34-7	SEATTLE	34,855
12/16 W	42-21	at San Diego	40,211



	CHIEFS	OPP
TOTAL FIRST DOWNS	295	335
Rushing/Passing/Penalty	88/178/29	121/192/22
3rd Down: Made/Att	73/221	69/246
3rd Down Pct.	33.0	28.2
4th Down: Made/Att	1/6	9/24
4th Down Pct.	16.7	37.5
TOTAL NET YARDS	5095	5625
Avg. Per Game	318.4	351.6
Total Plays	1034	1159
Avg. Per Play	4.9	4.9
NET YARDS RUSHING	1527	1982
Avg. Per Game	95.4	123.9
Total Rushes	408	523
Avg. Per Play	3.7	3.8
NET YARDS PASSING	3568	3645
Avg. Per Game	223.0	227.8
Sacked/Yards Lost	33/301	50/364
Gross Yards	3869	4009
Attempts/Completions	593/305	586/329
Pct. of Completions	51.4	56.1
Had Intercepted	22	30
PUNTS/AVERAGE	98/44.9	91/40.0
Net Punting Avg.	37.5	33.6
PUNT RETURNS/YARDS	43/346	60/461
KICKOFF RETURNS/YARDS	56/1061	64/1354
PENALTIES/YARDS	99/806	108/951
FUMBLES/LOST	34/15	18/11
TOUCHDOWNS	35	38
Rushing/Passing	12/21	10/19
Defensive/Kicking Game	2/0	9/0
TIME OF POSSESSION	27:25	32:25

SCORE BY PERIODS	1	2	3	4	OT	Total
CHIEFS TOTAL	57	105	61	91	0	314
Opp. Total	37	127	73	87	0	324

REGULAR STARTERS

OFFENSE		DEFENSE	
WR	Carlos Carson	LE	Art Still
LT	Matt Herkenhoff	NT	Bill Maas
LG	Brad Budde	RE	Mike Bell
C	Bob Rush	LOLB	Ken McAlister
RG	Tom Condon	LILB	John Zamberlin
RT	Dave Lutz		Jerry Blanton
	Jim Rourke	RILB	Gary Spani
TE	Willie Scott	ROLB	Calvin Daniels
WR	Henry Marshall	LCB	Albert Lewis
QB	Bill Kenney	RCB	Kevin Ross
	Todd Blackledge	SS	Lloyd Burruss
RB	Herman Heard	FS	Deron Cherry
	Theotis Brown	P	Jim Arnold
RB	Billy Jackson		
K	Nick Lowery		

PRO BOWLERS IN BOLD



AMERICAN CONFERENCE				
Western Division				
	W	L	T	Pct.
Denver	13	3	0	.813
Seattle †	12	4	0	.750
L.A. Raiders †	11	5	0	.688
Kansas City	8	8	0	.500
San Diego	7	9	0	.438
Central Division				
	W	L	T	Pct.
Pittsburgh	9	7	0	.563
Cincinnati	8	8	0	.500
Cleveland	5	11	0	.313
Houston	3	13	0	.188
Eastern Division				
	W	L	T	Pct.
Miami	14	2	0	.875
New England	9	7	0	.563
N.Y. Jets	7	9	0	.438
Indianapolis	4	12	0	.250
Buffalo	2	14	0	.125

NATIONAL CONFERENCE				
Western Division				
	W	L	T	Pct.
San Francisco	15	1	0	.938
L.A. Rams †	10	6	0	.625
New Orleans †	7	9	0	.438
Atlanta	4	12	0	.250
Central Division				
	W	L	T	Pct.
Chicago	10	6	0	.625
Green Bay	8	8	0	.500
Tampa Bay	6	10	0	.375
Detroit	4	11	1	.281
Minnesota	3	13	0	.188
Eastern Division				
	W	L	T	Pct.
Washington	11	5	0	.688
N.Y. Giants †	9	7	0	.563
St. Louis	9	7	0	.563
Dallas	9	7	0	.563
Philadelphia	6	9	1	.406

AFC Championship: MIAMI 45, Pittsburgh 28
 NFC Championship: SAN FRANCISCO 23, Chicago 0
 Super Bowl XIX: SAN FRANCISCO 38, Miami 16

INDIVIDUAL STATISTICS

	PASSING							
	Att.	Cmp.	Yds.	Pct.	TD	Int	LG	Rating
Kenney	282	151	2038	53.5	15	10	65f	80.7
Blackledge	294	147	1707	50.0	6	11	46f	59.2
Osiecki	17	7	64	41.2	0	1	19	27.6
CHIEFS TOTAL	593	305	3869	51.4	21	22	65f	68.5
Opp. Total	586	329	4009	56.1	19	30	80f	67.3

	PASS RECEIVING						
	No.	Yds.	Avg.	LG	TD		
Marshall	62	912	14.7	37	4		
Carson	57	1078	18.9	57	4		
Brown	38	236	6.2	17	0		
Paige	30	541	18.0	65f	4		
Scott	28	253	9.0	27	3		
Heard	25	223	8.9	17	0		
B. Jackson	15	101	6.7	11	1		
Lacy	13	67	5.7	20	2		
W. Arnold	11	95	8.6	15	1		
Hancock	10	217	21.7	48f	1		
Smith	6	69	9.4	16	0		
Beckman	7	44	6.3	9	1		
Little	1	13	13.0	13	0		
CHIEFS TOTAL	305	3869	12.7	65f	21		
Opp. Total	329	4009	12.2	80f	19		

	RUSHING				
	No.	Yds.	Avg.	LG	TD
Heard	85	684	4.1	69f	4
Brown	97	337	3.5	25	4
B. Jackson	50	225	4.5	16	1
Lacy	46	165	3.6	24	2
Blackledge	18	102	5.7	26	1
Paige	3	19	6.3	9	0
Gunter	15	12	0.8	4	0
Ricks	2	1	0.5	1	0
W. Arnold	1	0	0.0	0	0
Osiecki	1	-2	-2.0	-2	0
Kenney	9	-8	-0.9	1	0
Carson	1	-8	-8.0	-8	0
CHIEFS TOTAL	408	1527	3.7	69f	12
Opp. Total	523	1982	3.8	52	10

TEAM LEADERS

Scoring: Nick Lowery	104 pts.	35 PATs.	23 FGs
INTs: Deron Cherry	7-140 yds.	0 TDs	
Tackles: Art Still	131 (107 solo)		
Sacks: Art Still	14.5 (-86.0 yds)		
Punting: Jim Arnold	98-4397 yds.	44.9 avg., 22 in 20, 63 LG	
Punt Returns: J.T. Smith	39-332 yds.	8.5 avg., 0 TDs	
Kickoff Returns: J.T. Smith	19-391 yds.	20.6 avg., 0 TDs	

1983 KANSAS CITY CHIEFS

Head Coach: John Mackovic

6-10

Preseason		Record: 2-2	
8/6	W 24-7	at Cincinnati	42,662
8/13	L 13-17	DETROIT	32,885
8/20	W 17-16	ST. LOUIS	34,070
8/27	L 17-20	at Chicago	56,311
Regular Season		Record: 6-10 (5th - AFC West)	
9/4	W 17-13	SEATTLE	42,531
9/12	L 14-17	SAN DIEGO (Mon.) (N.)	62,150
9/18	L 12-27	at Washington	52,610
9/25	L 6-14	at Miami	50,785
10/2	W 38-14	ST. LOUIS	58,975
10/9	L 20-21	at L.A. Raiders	40,492
10/16	W 38-17	N.Y. GIANTS	55,449
10/23	W 13-10 OT	at Houston	39,462
10/30	L 24-27	at Denver	76,640
11/6	L 20-28	L.A. RAIDERS	75,497
11/13	W 20-15	CINCINNATI	46,711
11/20	L 21-41	at Dallas	64,102
11/27	L 48-51 OT	at Seattle	56,793
12/4	L 9-14	BUFFALO	27,104
12/11	L 38-41	at San Diego	35,510
12/18	W 48-17	DENVER	11,377

REGULAR STARTERS

OFFENSE		DEFENSE	
WR	Carlos Carson	LE	Art Still
LT	Matt Herkenhoff	NT	Dino Mangiero
LG	Brad Budde	RE	Mike Bell
C	Bob Rush	LOLB	Thomas Howard
RG	Tom Condon	LILB	Jerry Blanton
	Bob Simmons	RILB	Gary Spani
RT	Dave Lutz	ROLB	Calvin Daniels
TE	Willie Scott	LCB	Gary Green
WR	Anthony Hancock	RCB	Lucious Smith
	Henry Marshall	SS	Lloyd Burruss
QB	Bill Kenney	FS	Deron Cherry
TE	Ed Beckman	P	Jim Arnold
RB	Theotis Brown		
RB	Billy Jackson		
K	Nick Lowery		

PRO BOWLERS IN BOLD



AMERICAN CONFERENCE



NATIONAL CONFERENCE

Western Division					Western Division				
W	L	T	Pct.		W	L	T	Pct.	
L.A. Raiders	12	4	0	.750	San Francisco	10	6	0	.625
Seattle †	9	7	0	.563	L.A. Rams †	9	7	0	.563
Denver †	9	7	0	.563	New Orleans	8	8	0	.500
San Diego	6	10	0	.375	Atlanta	7	9	0	.438
Kansas City	6	10	0	.375					
Central Division					Central Division				
W	L	T	Pct.		W	L	T	Pct.	
Pittsburgh	10	6	0	.625	Detroit	9	7	0	.563
Cleveland	9	7	0	.563	Chicago	8	8	0	.500
Cincinnati	7	9	0	.438	Green Bay	8	8	0	.500
Houston	2	14	0	.125	Minnesota	8	8	0	.500
					Tampa Bay	2	14	0	.125
Eastern Division					Eastern Division				
W	L	T	Pct.		W	L	T	Pct.	
Miami	12	4	0	.750	Washington	14	2	0	.875
New England	8	8	0	.500	Dallas †	12	4	0	.750
Buffalo	8	8	0	.500	St. Louis	8	7	1	.531
Baltimore	7	9	0	.438	Philadelphia	5	11	0	.313
N.Y. Jets	7	9	0	.438	N.Y. Giants	3	12	1	.219

AFC Championship: L.A. RAIDERS 30, Seattle 14
 NFC Championship: WASHINGTON 24, San Francisco 21
 Super Bowl XVIII: L.A. Raiders 38, Washington 9

TEAM STATISTICS

	CHIEFS	OPP.
TOTAL FIRST DOWNS	314	319
Rushing/Passing/Penalty	83/208/23	136/158/25
3rd Down: Made/Att	93/234	83/221
4th Down: Made/Att	39/7	39/6
4th Down Pct.	4.9	71/2
4th Down Pct.	44.4	58.3
TOTAL NET YARDS	5595	5386
Avg. Per Play	349.7	336.6
Total Plays	1074	1089
Avg. Per Play	5.2	4.9
NET YARDS RUSHING	1254	2275
Avg. Per Game	78.4	142.2
Total Rushes	387	554
Avg. Per Play	3.2	4.1
NET YARDS PASSING	4341	3111
Avg. Per Game	271.3	194.4
Sacked/Yards Lost	46/343	35/250
Gross Yards	4684	3361
Attempts/Completions	641/369	500/261
Pct. of Completions	57.6	52.2
Had Intercepted	19	30
PUNTS/AVERAGE	93/39.9	85/41.2
Net Punting Avg.	32.6	33.8
PUNT RETURNS/YARDS	40/291	54/559
KICKOFF RETURNS/YARDS	54/929	75/1528
PENALTIES/YARDS	113/911	105/837
FUMBLES/LOST	30/19	34/21
TOUCHDOWNS	45	44
Rushing/Passing	13/29	19/21
Returns: Off./Del./Kicking Game*	0/3/0	1/2/1
TIME OF POSSESSION	28:35	31:07

SCORE BY PERIODS	1	2	3	4	OT	Total
CHIEFS TOTAL	86	96	65	116	3	365
Opp. Total	57	89	88	130	3	367

INDIVIDUAL STATISTICS

	PASSING							
	Att.	Cmp.	Yds.	Pct.	TD	Int	LG	Rating
Kenney	603	346	4348	57.4	24	18	53	80.8
Blackledge	34	20	259	58.8	3	0	43	81.3
J. Thomas	2	1	18	50	1	1	18	81.3
Carson	1	1	48	100.0	1	0	48	158.3
Brown	1	1	11	100.0	0	0	11	112.5
Marshall	0	0	0	0.0	0	0	0	0.0
CHIEFS TOTAL	641	369	4684	57.6	29	19	53	83.2
Opp. Total	500	261	3361	52.2	21	30	58	62.6

	PASS RECEIVING				
	No.	Yds.	Avg.	LG	TD
Carson	80	1351	16.9	50†	7
Marshall	50	788	15.8	52	6
Brown	47	418	8.9	53	2
Hancock	37	584	15.8	50	1
B. Jackson	32	243	7.6	29	0
Paige	30	528	17.6	43	6
K. Thomas	30	254	8.5	25	1
Scott	29	247	8.5	22	6
Beckman	13	130	10.0	20	0
J. Thomas	8	33	4.1	7	0
J.T. Smith	7	85	12.1	18	0
Ricks	3	5	1.7	7	0
Hadnot	2	18	9.0	16	0
Kenney	1	0	0.0	0	0
CHIEFS TOTAL	369	4684	12.7	53	29
Opp. Total	261	3361	12.9	58	21

	RUSHING				
	No.	Yds.	Avg.	LG	TD
B. Jackson	152	499	3.3	19	2
Brown	124	467	3.8	49	8
J. Thomas	44	115	2.6	11	0
Kenney	23	59	2.6	11	3
K. Thomas	15	55	3.7	28	0
Ricks	21	28	1.3	10	0
Carson	2	20	10.0	18	0
Hadnot	4	10	2.5	7	0
Scott	1	1	1.0	1	0
Blackledge	1	0	0.0	0	0
CHIEFS TOTAL	387	1254	3.2	49†	13
Opp. Total	554	2275	4.1	60	19

TEAM LEADERS

Scoring: Nick Lowery	118 pts: 44 PATs, 24 FGs
INTs: Deron Cherry	7-100 yds., 0 TDs
Tackles: Jerry Blanton	136 (83 solo)
Sacks: Mike Bell	10.0 (62.0 yds.)
Punting: Jim Arnold	93-3710 yds., 39.9 avg., 21 In 20, 64 LG
Punt Returns: J.T. Smith	26-210 yds., 8.1 avg., 0 TDs
Kickoff Returns: Theotis Brown	15-301 yds., 20.1 avg., 0 TDs

HISTORY

1982 KANSAS CITY CHIEFS

Head Coach: Marv Levy

3-6

TEAM STATISTICS

Preseason		Record: 2-1-1	
8/13 W	26-10	CINCINNATI	39,815
8/21 L	3-6	at New Orleans	46,585
8/28 T	17-17 OT	MIAMI	42,290
9/4 W	10-6	at St. Louis	39,926
Regular Season		Record: 3-6 (4th - AFC West)	
9/12 L	9-14	at Buffalo	79,383
9/19 W	19-12	SAN DIEGO	60,514
9/23		ATLANTA	Cancelled*
10/3		at Seattle	Cancelled*
10/10		HOUSTON	Cancelled*
10/17		at San Diego	Cancelled*
10/24		N.Y. Jets	Rescheduled (1/2)*
10/31		SEATTLE	Cancelled*
11/7		at Oakland	Cancelled*
11/14		DENVER	Cancelled*
11/21 L	17-27	at New Orleans	39,341
11/28 L	14-20	at L.A. Rams	45,793
12/5 L	14-35	at Pittsburgh	52,090
12/12 L	16-21	OAKLAND	26,307
12/19 W	37-16	at Denver	74,192
12/26 L	13-26	SAN FRANCISCO	24,319
1/2 W	37-13	N.Y. JETS	11,902

*Season shortened to nine games due to NFLPA strike.

	CHIEFS	OPP
TOTAL FIRST DOWNS	163	170
Rushing/Passing/Penalty	71/79/13	69/92/9
3rd Down Made/Att.	48/126	65/123
3rd Down Pct.	38.1	52.8
4th Down Made/Att.	7/12	2/4
4th Down Pct.	58.3	50.0
TOTAL NET YARDS	2498	2733
Avg. Per Game	277.6	303.7
Total Plays	573	556
Avg. Per Play	4.4	4.9
NET YARDS RUSHING	943	1066
Avg. Per Game	104.8	118.4
Total Rushes	269	279
Avg. Per Play	3.5	3.8
NET YARDS PASSING	1555	1667
Avg. Per Game	172.8	185.2
Sacked/Yards Lost	40/309	15/120
Gross Yards	1864	1787
Attempts/Completions	264/145	262/155
Pct. of Completions	54.9	58.2
Had Intercepted	8	12
PUNTS/AVERAGE	38/40.5	38/38.6
Net Punting Avg.	29.0	32.1
PUNT RETURNS/YARDS	15/129	22/338
KICKOFF RETURNS/YARDS	34/723	42/794
PENALTIES/YARDS	43/372	58/476
FUMBLE/LOST	13/4	23/10
TOUCHDOWNS	17	22
Rushing/Passing	3/10	7/19
Defensive/Kicking Game	3/1	1/2
TIME OF POSSESSION	30:11	29:49

SCORE BY PERIODS	1	2	3	4	OT	Total
CHIEFS TOTAL	33	63	16	64	0	176
Opp. Total	40	55	31	58	0	184

REGULAR STARTERS

OFFENSE		DEFENSE	
WR	Henry Marshall	LE	Art Still
LT	Matt Herkenhoff	NT	Ken Kremer
LG	Brad Budde	RE	Mike Bell
C	Jack Rudnay		Dave Lindstrom
RG	Tom Condon	L0LB	Thomas Howard
RT	Charlie Getty	L1LB	Jerry Blanton
TE	Al Dixon	R1LB	Gary Spani
WR	Carlos Carson	ROLB	Charles Jackson
QB	Bill Kenney	LCB	Gary Green
RB	Joe Delaney	RCB	Eric Harris
RB	Billy Jackson	SS	Lloyd Burruss
K	Nick Lowery	FS	Gary Barbaro
		P	Jeff Gossett

PRO BOWLERS IN BOLD

	AMERICAN CONFERENCE			NATIONAL CONFERENCE			
	W	L	Pct.	W	L	Pct.	
L.A. Raiders	8	1	0.889	Washington	8	1	0.889
Miami	7	2	0.778	Dallas	6	3	0.667
Cincinnati	7	2	0.778	Green Bay	5	3	0.611
Pittsburgh	6	3	0.667	Minnesota	5	4	0.556
San Diego	6	3	0.667	Atlanta	5	4	0.556
N.Y. Jets	6	3	0.667	St. Louis	5	4	0.556
New England	5	4	0.556	Tampa Bay	5	4	0.556
Cleveland	4	5	0.444	Detroit	4	5	0.444
Buffalo	4	5	0.444	New Orleans	4	5	0.444
Seattle	4	5	0.444	N.Y. Giants	4	5	0.444
Kansas City	3	6	0.333	San Francisco	3	6	0.333
Denver	2	7	0.222	Chicago	3	6	0.333
Houston	1	8	0.111	Philadelphia	3	6	0.333
Baltimore	0	8	0.056	L.A. Rams	2	7	0.222

As the result of a 57-day players' strike, the 1982 NFL regular season schedule was reduced from 16 to nine games. At the conclusion of the regular season, the NFL conducted a 16-team postseason Super Bowl Tournament. Eight teams from each conference were seeded 1-8 based on their records during the season.

AFC Championship: MIAMI 14, N.Y. Jets 0
 NFC Championship: WASHINGTON 31, Dallas 17
 Super Bowl XVII: Washington 27, Miami 17

INDIVIDUAL STATISTICS

	PASSING							Rating
	Att.	Cmp.	Yds.	Pct.	TD	Int	LG	
Kenney	169	95	1192	56.2	7	6	51	77.0
Fuller	93	49	665	52.7	3	2	51	77.3
Gagliano	1	1	7	100.0	0	0	7	95.8
Marshall	1	0	0	0.0	0	0	0	39.6
CHIEFS TOTAL	264	145	1864	54.9	10	8	51	77.4
Opp. Total	262	155	1787	59.2	12	12	74	76.0

	PASS RECEIVING							LG	TD
	No.	Yds.	Avg.	LG	TD				
Marshall	40	549	13.7	44	3				
Carson	27	494	18.3	51	2				
Dixon	18	251	13.9	37	2				
Hadnot	14	96	6.9	28	0				
Delaney	11	53	4.8	13	0				
Smith	10	168	16.8	51	0				
Scott	8	49	6.1	13	1				
Hancock	7	116	16.6	41	1				
B. Jackson	5	41	8.2	13	0				
Rome	2	25	12.5	16	0				
Gaines	2	17	8.5	7	0				
Bledsoe	1	5	5.0	5	0				
CHIEFS TOTAL	145	1864	12.9	51	10				
Opp. Total	155	1787	11.5	74	12				

	RUSHING				
	No.	Yds.	Avg.	LG	TD
Delaney	95	380	4.0	36	0
B. Jackson	86	243	2.8	18	3
Hadnot	46	172	3.7	25	0
Fuller	10	56	5.6	12	0
Kenney	13	40	3.1	12	0
Marshall	3	25	8.3	16	0
Bledsoe	10	20	2.0	5	0
Thompson	4	7	1.8	4	0
Gaines	1	0	0.0	0	0
Studdard	1	0	0.0	0	0
CHIEFS TOTAL	269	943	3.5	36	3
Opp. Total	279	1066	3.8	24	7

TEAM LEADERS

Scoring: Nick Lowery	74 punts, 19 PATs, 19 FGs
INTs: Eric Harris	3-66 yds., 1 TD
Gary Barbaro	3-48 yds., 1 TD
Tackles: Art Still	68 (44 solo)
Sacks: Art Still	4.0 (-34.0 yds.)
Punting: Jeff Gossett	33-1366 yds., 41.1 avg., 6 in 20, 56 LG
Punt Returns: Anthony Hancock	12-103 yds., 8.6 avg., 0 TDs
Kickoff Returns: Anthony Hancock	27-609 yds., 22.6 avg., 0 TDs

1981 KANSAS CITY CHIEFS

Head Coach: *Mary Levy*

9-7

Preseason		Record: 1-3	
8/7 L	10-16	at Washington	32,488
8/15 W	13-0	CHICAGO	41,099
8/22 L	3-16	ST. LOUIS	42,550
8/28 L	7-31	at Miami	36,896

Regular Season		Record: 9-7 (3rd - AFC West)	
9/6 W	37-33	at Pittsburgh	53,305
9/13 W	19-10	TAMPA BAY	50,555
9/20 L	31-42	SAN DIEGO	63,866
9/27 W	20-14	at Seattle	59,255
10/4 L	17-33	at New England	55,931
10/11 W	27-0	OAKLAND	76,543
10/18 W	28-14	DENVER	74,672
10/25 W	28-17	at Oakland	42,914
11/1 L	20-22	at San Diego	51,307
11/8 L	13-16 OT	CHICAGO	60,605
11/15 W	23-10	HOUSTON	73,984
11/22 W	40-13	SEATTLE	49,002
11/26 L	10-27	at Detroit (Thur.) (Thanksgiving)	76,735
12/6 L	13-16	at Denver	74,744
12/13 L	7-17	MIAMI	57,407
12/20 W	10-6	at Minnesota	41,110

REGULAR STARTERS

OFFENSE		DEFENSE	
WR	Henry Marshall	LE	Art Still
LT	Matt Herkenhoff	NT	Don Parrish
LG	Brad Budde		Ken Kremer
C	Jack Rudnay	RE	Mike Bell
RG	Tom Condon	LOLB	Thomas Howard
RT	Charlie Getty	LILB	Jerry Blanton
TE	Al Dixon	RILB	Gary Spani
WR	J.T. Smith	ROLB	Charles Jackson
QB	Bill Kenney	LCB	Gary Green
RB	Joe Delaney	RCB	Eric Harris
RB	James Hadnot	SS	Lloyd Burruss
K	Nick Lowery	FS	Gary Barbaro
		P	Bob Grupp

PRO BOWLERS IN BOLD

AMERICAN CONFERENCE

Western Division			
W	L	T	Pct.
San Diego	10	6	0.625
Denver	10	6	0.625
Kansas City	9	7	0.563
Oakland	7	9	0.438
Seattle	6	10	0.375
Central Division			
W	L	T	Pct.
Cincinnati	12	4	0.750
Pittsburgh	8	8	0.500
Houston	7	9	0.438
Cleveland	5	11	0.313
Eastern Division			
W	L	T	Pct.
Miami	11	4	0.719
N.Y. Jets †	10	5	0.686
Buffalo †	10	6	0.625
Baltimore	2	14	0.125
New England	2	14	0.125

NATIONAL CONFERENCE

Western Division			
W	L	T	Pct.
San Francisco	13	3	0.813
Atlanta	7	9	0.438
Los Angeles	6	10	0.375
New Orleans	4	12	0.250
Central Division			
W	L	T	Pct.
Tampa Bay	9	7	0.563
Detroit	8	8	0.500
Green Bay	8	8	0.500
Minnesota	7	9	0.438
Chicago	6	10	0.375
Eastern Division			
W	L	T	Pct.
Dallas	12	4	0.750
Philadelphia †	10	6	0.625
N.Y. Giants †	9	7	0.563
Washington	8	8	0.500
St. Louis	7	9	0.438

AFC Championship: CINCINNATI 27, San Diego 7
 NFC Championship: SAN FRANCISCO 28, Dallas 27
 Super Bowl XVI: San Francisco 26, Cincinnati 21

TEAM STATISTICS

	CHIEFS	OPP.
TOTAL FIRST DOWNS	315	316
Rushing/Passing/Penalty	160/132/23	112/177/27
3rd Down: Made/Att.	91/217	93/238
3rd Down Pct.	41.9	39.1
TOTAL NET YARDS	5273	5373
Avg. Per Game	329.6	335.8
Total Plays	1057	1102
Avg. Per Play	5.0	4.9
NET YARDS RUSHING	2633	1747
Avg. Per Game	164.6	109.2
Total Rushes	610	507
Avg. Per Play	4.3	3.4
NET YARDS PASSING	2640	3626
Avg. Per Game	165.0	225.6
Sacked/Yards Lost	37/277	27/195
Gross Yards	2917	3821
Attempts/Completions	410/224	567/291
Pct. of Completions	54.6	51.3
Had Intercepted	22	26
PUNTS/AVERAGE	70/38.5	80/38.9
Net Punting Avg.	33.2	30.8
PUNT RETURNS/YARDS	50/528	46/293
KICKOFF RETURNS/YARDS	52/1043	68/1296
PENALTIES/YARDS	96/920	88/723
FUMBLES/LOST	36/24	42/21
TOUCHDOWNS	38	34
Rushing/Passing	22/12	17/16
Defensive/Kicking Game	40	10
TIME OF POSSESSION	31:01	29:59

SCORE BY PERIODS	1	2	3	4	OT	Total
CHIEFS TOTAL	85	69	65	104	0	343
Opp. Total	82	97	51	57	3	290

INDIVIDUAL STATISTICS

	PASSING							
	Att.	Cmp.	Yds.	Pct.	TD	Int.	LG	Rating
Kenney	274	147	1983	53.6	9	16	64	63.8
Fuller	134	77	934	57.5	3	4	53	73.9
Marshall	1	0	0	0.0	0	1	0	0.0
Hadnot	1	0	0	0.0	0	1	0	0.0
CHIEFS TOTAL	410	224	2917	54.6	12	22	64	64.4
Opp. Total	567	291	3821	51.3	16	26	86	63.1

	PASS RECEIVING				
	No.	Yds.	Avg.	LG	TD
J.T. Smith	63	852	13.5	42	2
Marshall	38	620	16.3	64	4
Dixon	29	356	12.3	48	2
Hadnot	23	215	9.3	20	0
Delaney	22	248	11.2	61	0
Rome	17	203	11.9	23	1
McKnight	8	77	9.6	23	0
Carson	7	179	25.6	53	1
B. Jackson	6	31	5.2	10	1
Scott	5	72	14.4	26	1
Bledsoe	3	27	9.0	17	0
Murphy	2	36	18.0	22	0
Williams	1	3	3.0	3	0
CHIEFS TOTAL	224	2917	13.0	64	12
Opp. Total	291	3821	13.1	86	16

	RUSHING				
	No.	Yds.	Avg.	LG	TD
Delaney	234	1121	4.8	82	3
Hadnot	140	603	4.3	30	3
B. Jackson	111	398	3.6	31	10
McKnight	54	195	3.6	26	5
Fuller	19	118	6.2	27	0
Kenney	24	89	3.7	21	1
Marshall	3	69	23.0	34	0
Bledsoe	20	65	3.3	13	0
Williams	2	0	0.0	3	0
Carson	1	-1	-1.0	-1	0
Dixon	1	-5	-5.0	-5	0
Grupp	1	-19	-19.0	-19	0
CHIEFS TOTAL	610	2633	4.3	82	22
Opp. Total	507	1747	3.5	30	17

TEAM LEADERS

Scoring: Nick Lowery	115 pts: 37 PATs, 26 FGs
INTs: Eric Harris	7-109 yds., 1 TD
Tackles: Gary Spani	153 (104 solo)
Sacks: Ken Kremer	8.0 (-57.5 yds.)
Punting: Bob Grupp	41-1556 yds., 38.0 avg., 5 in 20, 57 LG
Punt Returns: J.T. Smith	50-528 yds., 10.6 avg., 0 TDs
Kickoff Returns: James Murphy	20-457 yds., 22.9 avg., 0 TDs

HISTORY

1980 KANSAS CITY CHIEFS

Head Coach: Marv Levy

8-8

Preseason		Record: 3-1	
8/9 W	42-0	CLEVELAND	38,055
8/18 W	24-10	MINNESOTA	39,879
8/23 W	20-10	at St. Louis	41,687
8/30 L	21-31	San Francisco (Tucson, AZ)	27,000
Regular Season		Record: 8-8 (3rd - AFC West)	
9/7 L	14-27	OAKLAND	54,269
9/14 L	16-17	SEATTLE	42,403
9/21 L	13-20	at Cleveland	63,614
9/28 L	7-24	SAN DIEGO	45,161
10/5 W	31-17	at Oakland	40,153
10/12 W	21-20	HOUSTON	75,048
10/19 W	23-17	at Denver	74,459
10/26 W	20-17	DETROIT	59,391
11/2 L	24-31	BALTIMORE	52,383
11/9 W	31-30	at Seattle	58,976
11/16 L	7-20	at San Diego	50,248
11/23 W	21-13	at St. Louis	42,871
11/30 L	6-20	CINCINNATI	41,594
12/7 W	31-14	DENVER	40,237
12/14 L	16-21	at Pittsburgh	50,013
12/21 W	38-28	at Baltimore	19,641

REGULAR STARTERS

OFFENSE		DEFENSE	
WR	Henry Marshall	LE	Art Still
LT	Matt Herkenhoff	NT	Don Parrish
LG	Bob Simmons	RE	Dave Lindstrom
C	Jack Rudny	LOLB	Thomas Howard
RG	Tom Condon	LILB	Frank Manumaleuga
RT	Charlie Getty	RILB	Gary Spani
TE	Mike Williams	ROLB	Whitney Paul
WR	J.T. Smith	LCB	Gary Green
QB	Steve Fuller	RCB	Eric Harris
RB	Tony Reed	SS	Herb Christopher
	James Hadnot	FS	Gary Barbaro
RB	Ted McKnight	P	Bob Grupp
K	Nick Lowery		

PRO BOWLERS IN BOLD

AFC AMERICAN CONFERENCE

Western Division			
	W	L	Pct.
San Diego	11	5	0.688
Oakland †	11	5	0.688
Kansas City	8	8	0.500
Denver	8	8	0.500
Seattle	4	12	0.250
Central Division			
	W	L	Pct.
Cleveland	11	5	0.688
Houston †	11	5	0.688
Pittsburgh	9	7	0.563
Cincinnati	6	10	0.375
Eastern Division			
	W	L	Pct.
Buffalo	11	5	0.688
New England	10	6	0.625
Miami	8	8	0.500
Baltimore	7	9	0.438
N.Y. Jets	4	12	0.250

NFC NATIONAL CONFERENCE

Western Division			
	W	L	Pct.
Atlanta	12	4	0.750
Los Angeles †	11	5	0.688
San Francisco	6	10	0.375
New Orleans	1	15	0.063
Central Division			
	W	L	Pct.
Minnesota	9	7	0.563
Detroit	9	7	0.563
Chicago	7	9	0.438
Tampa Bay	5	10	0.344
Green Bay	5	10	0.344
Eastern Division			
	W	L	Pct.
Philadelphia	12	4	0.750
Dallas †	12	4	0.750
Washington	6	10	0.375
St. Louis	5	11	0.313
N.Y. Giants	4	12	0.250

AFC Championship: Oakland 34, SAN DIEGO 27

NFC Championship: PHILADELPHIA 20, Dallas 7

Super Bowl XV: Oakland 27, Philadelphia 10

TEAM STATISTICS

	CHIEFS	OPP.
TOTAL FIRST DOWNS	270	328
Rushing/Passing/Penalty	130/122/18	136/179/13
3rd Down Made/Att.	93/230	109/231
3rd Down Pct.	40.4	47.2
TOTAL NET YARDS	4321	5315
Avg. Per Game	270.1	332.2
Total Plays	1009	1096
Avg. Per Play	4.2	4.9
NET YARDS RUSHING	1873	2205
Avg. Per Game	117.1	137.9
Total Rushes	552	556
Avg. Per Play	3.4	3.109
NET YARDS PASSING	2448	194.3
Avg. Per Game	153.0	121.4
Sacked/Yards Lost	57/241	37/284
Gross Yards	2869	3394
Attempts/Completions	401/237	523/278
Pct. of Completions	59.1	53.2
Had Intercepted	14	28
PUNTS/AVERAGE	85/380	67/41.6
Net Punting Avg.	33.7	31.4
PUNT RETURNS/YARDS	40/581	44/288
KICKOFF RETURNS/YARDS	62/1249	61/1253
PENALTIES/YARDS	74/988	82/617
FUMBLES/LOST	42/16	26/15
TOUCHDOWNS	37	42
Rushing/Passing	15/15	17/25
Defensive/Kicking Game	5/2	0/0
SAFETIES	0	0

SCORE BY PERIODS	1	2	3	4	OT	Total
CHIEFS TOTAL	58	105	75	81	0	319
Opp. Total	62	109	80	85	0	336

INDIVIDUAL STATISTICS

	PASSING							
	Att.	Cmp.	Yds.	Pct.	TD	Int	LG	Rating
Fuller	320	193	2250	60.3	10	12	77	76.1
Kenney	69	37	542	53.6	5	2	75	71.4
Clements	12	7	77	58.3	0	0	18	99.4
CHIEFS TOTAL	401	237	2869	59.1	15	14	77	78.9
Opp. Total	523	278	3394	53.2	25	28	62	67.0

	PASS RECEIVING						
	No.	Yds.	Avg.	LG	TD		
Marshall	47	799	17.0	75	6		
J.T. Smith	46	655	14.2	77	2		
Reed	44	422	9.6	34	1		
McKnight	38	320	8.4	26	0		
Hadnot	15	97	6.5	18	0		
Gant	9	68	7.6	33	0		
Samuels	8	110	13.8	34	2		
Dixon	7	115	16.4	32	1		
Belton	5	94	18.8	55	0		
Morgado	5	27	5.4	10	1		
Rome	3	58	19.3	33	0		
Garcia	3	27	9.0	10	1		
Williams	2	9	4.5	6	1		
CHIEFS TOTAL	237	2869	12.1	77	15		
Opp. Total	278	3394	12.2	63	25		

	RUSHING				
	No.	Yds.	Avg.	LG	TD
McKnight	206	693	3.4	25	3
Fuller	60	274	4.5	38	4
Belton	66	273	4.0	14	2
Hadnot	76	244	3.2	11	2
Reed	68	180	2.6	24	0
Morgado	47	120	2.6	11	4
Carson	2	41	20.5	37	0
Gant	9	32	3.6	11	0
Marshall	3	22	7.3	9	0
Kenney	8	8	1.0	4	0
Clements	2	0	0.0	0	0
Grupp	3	-14	-4.7	-4	0
CHIEFS TOTAL	552	1873	3.4	38	15
Opp. Total	536	2201	4.1	57	17

TEAM LEADERS

Scoring: Nick Lowery	87 pts: 37 PATs, 20 FGs
INTs: Gary Barbaro	10-163 yds., 0 TDs
Tackles: Gary Spani	149 (96 solo)
Sacks: Art Still	14.5 (-115.0 Yds.)
Punting: Bob Grupp	84-3317 yds., 39.5 avg., 23 In 20, 57 LG
Punt Returns: J.T. Smith	40-581 yds., 14.5 avg., 2 TDs
Kickoff Returns: Carlos Carson	40-917 yds., 22.9 avg., 0 TDs

1979 KANSAS CITY CHIEFS

Head Coach: Marv Levy

79

Preseason		Record: 3-1	
8/4	L 10-14	at Green Bay	53,994
8/9	W 24-21	PHILADELPHIA	33,578
8/18	W 20-3	ST. LOUIS	43,214
8/23	W 25-0	at Minnesota	39,578
Regular Season		Record: 7-9 (5th - AFC West)	
9/2	W 14-0	BALTIMORE	50,442
9/9	L 24-27	CLEVELAND	42,181
9/16	L 6-20	at Houston	45,684
9/23	W 35-7	OAKLAND	67,281
9/30	W 24-6	at Seattle	61,169
10/7	W 10-7	at Cincinnati	40,041
10/14	L 10-24	DENVER	74,292
10/21	L 17-21	N.Y. GIANTS	45,742
10/28	L 3-20	at Denver	74,908
11/4	L 14-20	SAN DIEGO	59,353
11/11	L 3-30	PITTSBURGH	70,132
11/18	W 24-21	at Oakland	53,596
11/25	L 7-28	at San Diego	50,078
12/2	W 37-21	SEATTLE	42,160
12/9	W 10-7	at Baltimore	25,684
12/16	L 0-3	at Tampa Bay	63,624

TEAM STATISTICS

	CHIEFS	OPP
TOTAL FIRST DOWNS	241	297
Rushing/Passing/Penalty	122/91/28	102/169/26
3rd Down Made/Att.	76/235	108/259
3rd Down Pct.	32.3	41.7
TOTAL NET YARDS	3976	4571
Avg. Per Game	248.5	310.7
Total Plays	972	1088
Avg. Per Play	4.1	4.6
NET YARDS RUSHING	2316	1847
Avg. Per Game	144.8	115.4
Total Rushes	569	522
Avg. Per Play	4.1	3.5
NET YARDS PASSING	1660	3124
Avg. Per Game	103.8	195.3
Sacked/Yards Lost	42/293	38/280
Gross Yards	1953	3404
Attempts/Completions	361/190	528/296
Pct. of Completions	52.6	56.1
Had Interception	18	23
PUNTS/AVERAGE	90/43.1	88/38.8
Net Punting Avg.	37.2	30.5
PUNT RETURNS/YARDS	58/612	49/315
KICKOFF RETURNS/YARDS	51/1006	51/1017
PENALTIES/YARDS	108/971	127/1012
FUMBLES/LOST	31/18	34/14
TOUCHDOWNS	29	32
Rushing/Passing	18/7	8/22
Returns: Off./Del./Kicking Game*	1/1/2	0/2/0
SAFETIES	0	0

SCORE BY PERIODS	1	2	3	4	OT	Total
CHIEFS TOTAL	52	53	40	93	0	238
Opp. Total	64	55	64	79	0	262

REGULAR STARTERS

OFFENSE		DEFENSE	
WR	Henry Marshall	LE	Art Still
LT	Charlie Getty	NT	Don Parrish
LG	Bob Simmons	RE	Sylvester Hicks
C	Jack Rudnay	LOLB	Whitney Paul
RG	Tom Condon	LILB	Frank Manumaleuga
RT	Jim Nicholson	RILB	Gary Spani
TE	Walter White	ROLB	Thomas Howard
WR	J.T. Smith	LCB	Gary Green
QB	Steve Fuller	RCB	Tim Collier
TE	Tony Samuels	SS	M.L. Carter
RB	Tony Reed	SS	Jerry Reese
RB	Ted McKnight	FS	Herb Christopher
K	Jan Stenerud	P	Gary Barshop
			Bob Grupp

PRO BOWLERS IN BOLD

AFC AMERICAN CONFERENCE

Western Division				
	W	L	T	Pct.
San Diego	12	4	0	.750
Denver †	10	6	0	.625
Seattle	9	7	0	.563
Oakland	9	7	0	.563
Kansas City	7	9	0	.438
Central Division				
	W	L	T	Pct.
Pittsburgh	12	4	0	.750
Houston †	11	5	0	.688
Cleveland	9	7	0	.563
Cincinnati	4	12	0	.250
Eastern Division				
	W	L	T	Pct.
Miami	10	6	0	.625
New England	9	7	0	.563
N.Y. Jets	8	8	0	.500
Buffalo	7	9	0	.438
Baltimore	5	11	0	.313

NFC NATIONAL CONFERENCE

Western Division				
	W	L	T	Pct.
Los Angeles	9	7	0	.563
New Orleans	8	8	0	.500
Atlanta	6	10	0	.375
San Francisco	2	14	0	.125
Central Division				
	W	L	T	Pct.
Tampa Bay	10	6	0	.625
Chicago †	10	6	0	.625
Minnesota	7	9	0	.438
Green Bay	5	11	0	.313
Detroit	2	14	0	.125
Eastern Division				
	W	L	T	Pct.
Dallas	11	5	0	.688
Philadelphia †	11	5	0	.688
Washington	10	6	0	.625
N.Y. Giants	6	10	0	.375
St. Louis	5	11	0	.313

AFC Championship: Pittsburgh 27, Houston 13
 NFC Championship: L.A. Rams 9, Tampa Bay 0
 Super Bowl XIV: Pittsburgh 31, Los Angeles 19

INDIVIDUAL STATISTICS

	PASSING							Rating
	Att.	Cmp.	Yds.	Pct.	TD	Int	LG	
Fuller	270	146	1484	54.1	6	14	40	55.8
Livingston	90	44	468	48.9	1	4	38	49.9
Grupp	1	0	0	0.0	0	0	0	39.6
CHIEFS TOTAL	361	190	1953	52.6	7	18	40	54.0
Opp. Total	528	296	3404	56.1	22	23	56	71.4

	PASS RECEIVING				LG	TD
	No.	Yds.	Avg.	LG		
McKnight	38	226	6.0	24	0	0
Reed	34	352	10.4	40	0	0
J.T. Smith	33	444	13.5	34	3	0
Marshall	21	332	15.8	38	1	0
Williams	16	129	8.1	25	2	0
Gant	15	101	6.7	26	0	0
Samuels	14	147	10.5	30	0	0
Morgado	5	55	11.0	22	0	0
Gauntly	5	87	17.4	23	1	0
Belton	4	44	11.0	23	0	0
White	3	15	5.0	12	0	0
Beckman	2	21	10.5	12	0	0
CHIEFS TOTAL	190	1953	10.3	40	7	2
Opp. Total	296	3404	11.5	56	22	0

	RUSHING				
	No.	Yds.	Avg.	LG	TD
McKnight	153	755	4.9	84	8
Reed	113	446	4.0	23	1
Fuller	50	264	5.3	49	1
Williams	69	261	3.8	22	1
Morgado	75	231	3.1	19	4
Gant	56	196	3.5	16	1
Belton	44	134	3.0	19	1
Marshall	2	34	17.0	23	1
Livingston	3	2	0.7	5	0
Hasip	2	1	0.5	1	0
Manumaleuga	1	-3	-3.0	-3	0
Rome	1	-5	-5.0	5	0
CHIEFS TOTAL	569	2316	4.1	84	18
Opp. Total	522	1847	3.5	41	8

TEAM LEADERS

Scoring: Jan Stenerud	64 pts: 23 PATs, 12 FGs
INTs: Gary Barshop	7-142 yds., 1 TD
Tackles: Gary Spani	157 (115 solo)
Sacks: Art Still	8.5 (-63.5 yds.)
Punting: Bob Grupp	89-3883 yds., 43.6 avg., 23 In 20, 74 LG
Punt Returns: J.T. Smith	58-812 yds., 10.6 avg., 2 TDs
Kickoff Returns: Horace Belton	22-463 yds., 21.0 avg., 0 TDs

HISTORY

1978 KANSAS CITY CHIEFS

Head Coach: Marv Levy

4-12

Preseason Record: 2-2

8/5 W 17-14	at Green Bay	54,453
8/12 W 17-13	MINNESOTA	41,092
8/20 L 7-24	at New England	39,043
8/26 L 7-12	ST. LOUIS	40,884

Regular Season Record: 4-12 (5th - AFC West)

9/3 W 24-23	at Cincinnati	41,810
9/10 L 17-20	HOUSTON	40,213
9/17 L 10-26	at N.Y. Giants	70,546
9/24 L 17-23 OT	DENVER	60,593
10/1 L 13-28	at Buffalo	47,310
10/8 L 13-30	TAMPA BAY	38,201
10/15 L 6-28	at Oakland	50,759
10/22 W 17-3	CLEVELAND	41,157
10/29 L 24-27	at Pittsburgh	48,185
11/5 L 10-20	OAKLAND	75,418
11/12 L 23-29 OT	at San Diego	41,395
11/19 L 10-13	SEATTLE	35,252
11/26 W 23-0	SAN DIEGO	26,248
12/3 W 14-10	BUFFALO	25,781
12/10 L 3-24	at Denver	74,149
12/17 L 19-23	at Seattle	58,490

TEAM STATISTICS

	CHIEFS	OPP.
TOTAL FIRST DOWNS	287	284
Rushing/Passing/Penalty	160/98/29	138/122/24
3rd Down: Made/Att	102/247	98/225
3rd Down Pct.	41.3	43.6
TOTAL NET YARDS	4820	4971
Avg. Per Game	301.3	310.7
Total Plays	1054	995
Avg. Per Play	4.6	5.0
NET YARDS RUSHING	2898	2389
Avg. Per Game	213.3	148.3
Total Rushes	663	601
Avg. Per Play	4.5	4.0
NET YARDS PASSING	1834	2582
Avg. Per Game	113.6	161.4
Sacked/Yards Lost	21/198	29/238
Gross Yards	2032	2820
Attempts/Completions	370/204	365/219
Pct. of Completions	55.1	60.0
Had Intercepted	16	21
PUNTS/AVERAGE	80/40.6	75/39.9
Net Punting Avg.	32.1	30.9
PUNT RETURNS/YARDS	45/488	50/538
KICKOFF RETURNS/YARDS	61/1456	54/1087
PENALTIES/YARDS	110/1048	100/938
FUMBLES/LOST	32/18	30/14
TOUCHDOWNS	26	42
Rushing/Passing	19/7	21/17
Defense/Kicking Game	0/0	2/2
SAFETIES	1	0

SCORE BY PERIODS	1	2	3	4	OT	Total
CHIEFS TOTAL	42	70	62	69	0	243
Opp. Total	64	115	47	91	12	327

REGULAR STARTERS

OFFENSE		DEFENSE	
WR Henry Marshall	LE Art Still	NT Don Parrish	RE Sylvester Hicks
LT Matt Herkenhoff	RE Whitney Paul	LQB Gary Green	RCB Emmitt Thomas
LG Bob Simmons	LILB Dave Rozumek	RILB Gary Spani	SS Tim Gray
C Jack Rudny	RILB Gary Spani	ROLB Thomas Howard	FS Gary Barbaro
RG Tom Condon	ROLB Thomas Howard	LCB Gary Green	P Zenon Andrusyshyn
RT Charlie Getty	RCB Emmitt Thomas	FB Mark Bailey	
TE Walter White	SS Tim Gray	RHB Ted McKnight	
QB Mike Livingston	FS Gary Barbaro	K Jan Stenerud	
LHB Tony Reed	P Zenon Andrusyshyn		

PRO BOWLERS IN BOLD

AFC AMERICAN CONFERENCE

Western Division				
W	L	T	Pct.	
Denver	10	6	0	.625
Oakland	9	7	0	.563
Seattle	9	7	0	.563
San Diego	9	7	0	.563
Kansas City	4	12	0	.250
Central Division				
W	L	T	Pct.	
Pittsburgh	14	2	0	.875
Houston †	10	6	0	.625
Cleveland	8	8	0	.500
Cincinnati	4	12	0	.250
Eastern Division				
W	L	T	Pct.	
New England	11	5	0	.688
Miami †	11	5	0	.688
N.Y. Jets	8	8	0	.500
Buffalo	5	11	0	.313
Baltimore	5	11	0	.313

NFC NATIONAL CONFERENCE

Western Division				
W	L	T	Pct.	
Los Angeles	12	4	0	.750
Atlanta †	9	7	0	.563
New Orleans	7	9	0	.563
San Francisco	2	14	0	.125
Central Division				
W	L	T	Pct.	
Minnesota	8	7	1	.531
Green Bay	8	7	1	.531
Detroit	7	9	0	.438
Chicago	7	9	0	.438
Tampa Bay	5	11	0	.313
Eastern Division				
W	L	T	Pct.	
Dallas	12	4	0	.750
Philadelphia †	9	7	0	.563
Washington	8	8	0	.500
St. Louis	6	10	0	.375
N.Y. Giants	6	10	0	.375

AFC Championship: PITTSBURGH 34, Houston 5
 NFC Championship: Dallas 28, L.A. RAMS 0
 Super Bowl XIII: Pittsburgh 35, Dallas 31

INDIVIDUAL STATISTICS

	PASSING						LG	TD
	Att.	Cmp.	Yds.	Pct.	Int.	LG		
Livingston	290	159	1573	54.8	5	13	44	57.3
Adams	79	44	415	55.7	2	3	26	62.9
White	1	1	44	100.0	0	0	44	118.8
CHIEFS TOTAL	370	204	2032	55.1	7	16	44	59.3
Opp. Total	365	219	2820	60.0	17	21	57	75.8

	PASS RECEIVING				TD
	No.	Yds.	Avg.	LG	
Reed	48	483	10.1	44	1
White	42	340	8.1	24	1
Lane	36	279	7.8	44	0
H. Marshall	26	433	16.7	40	2
McKnight	14	83	5.9	19	1
Belton	11	88	8.0	22	0
Dorsey	9	169	18.8	33	2
Morgado	7	47	6.7	15	0
Samuels	6	97	16.2	38	0
Bailey	5	13	2.6	15	0
CHIEFS TOTAL	204	2032	9.7	44	7
Opp. Total	219	2820	12.9	57	17

	RUSHING				
	No.	Yds.	Avg.	LG	TD
Reed	206	1053	5.1	62	5
McKnight	104	627	6.0	41	5
Morgado	160	593	3.7	18	7
Bailey	83	296	3.6	17	0
Lane	52	277	5.3	30	0
Belton	24	79	3.3	8	0
Livingston	23	49	2.1	18	1
Adams	9	15	1.7	6	0
Andrusyshyn	1	0	0.0	0	0
Marshall	1	-5	-5.0	-5	0
CHIEFS TOTAL	663	2986	4.5	62	19
Opp. Total	601	2389	4.0	55	21

TEAM LEADERS

Scoring: Jan Stenerud	85 pts: 25 PATS, 20 FGs
INTs: Tim Gray	6-118 yds, 0 TDs
Tackles: Gary Spani	144 (102 solo)
Sacks: Art Still	6.5 (59.0 yds)
Punting: Zenon Andrusyshyn	79-3247 yds, 41.1 avg., 18 in 20, 61 LG
Punt Returns: Eddie Payton	32-364 yds, 11.4 avg., 2 TDs
Kickoff Returns: Eddie Payton	30-775 yds, 25.8 avg., 0 TDs

HISTORY

1977 KANSAS CITY CHIEFS

Head Coach: Paul Wiggin (1-6)

Head Coach: Tom Bettis (1-6)

2-12

Preseason		Record: 3-3	
8/6	L 0-17	at Detroit	52,309
8/13	W 23-21	PITTSBURGH	28,584
8/18	L 7-13	at Washington	33,263
8/27	W 27-19	L.A. RAMS	34,975
9/5	L 16-24	ATLANTA	22,748
9/10	W 37-20	ST. LOUIS	35,954

Regular Season		Record: 2-12 (5th - AFC West)	
9/18	L 17-21	at New England	58,185
9/25	L 7-23	SAN DIEGO	56,146
10/3	L 28-37	OAKLAND (Mon.) (N)	60,684
10/9	L 7-23	at Denver	74,878
10/16	L 6-17	BALTIMORE	63,076
10/23	W 21-16	at San Diego	33,010
10/30	L 7-44	at Cleveland	60,631
11/6	W 20-10	GREEN BAY	62,687
11/13	L 27-28	at Chicago	49,543
11/20	L 7-14	DENVER	54,050
11/27	L 20-34	at Houston	42,934
12/4	L 7-27	CINCINNATI	38,488
12/11	L 31-34	SEATTLE	22,262
12/18	L 20-21	at Oakland	50,304

*Bettis replaced Wiggin after seven games

TEAM STATISTICS

	CHIEFS	OPP
TOTAL FIRST DOWNS	228	304
Rushing/Passing/Penalty	95/110/23	169/113/22
3rd Down: Made/Att	64/196	83/202
3rd Down Pct.	32.7	41.1
TOTAL NET YARDS	3936	4993
Avg. Per Game	281.1	356.7
Total Plays	878	992
Avg. Per Play	4.5	5.0
NET YARDS RUSHING	1843	2971
Avg. Per Game	131.6	211.8
Total Rushes	456	634
Avg. Per Play	4.0	4.7
NET YARDS PASSING	2093	2022
Avg. Per Game	149.5	144.4
Sacked/Yards Lost	48/421	25/222
Yards	2514	2244
Attempts/Completions	374/190	333/175
Pct. of Completions	50.8	52.6
Had Intercepted	26	21
PUNTS/AVERAGE	89/39.4	63/41.0
Net Punting Avg.	30.8	35.7
PUNT RETURNS/YARDS	36/236	50/702
KICKOFF RETURNS/YARDS	63/1294	44/858
PENALTIES/YARDS	82/706	105/930
FUMBLES/LOST	32/21	39/23
TOUCHDOWNS	29	42
Rushing/Passing	13/11	23/15
Defensive/Kicking Game	5/0	3/1
SAFETIES	0	0

SCORE BY PERIODS	1	2	3	4	OT	Total
CHIEFS TOTAL	73	50	23	79	0	225
Opp. Total	92	99	79	79	0	349

REGULAR STARTERS

OFFENSE

WR	Henry Marshall
LG	Matt Herkenhoff
LT	Bob Simmons
C	Jack Rudnay
RG	Tom Condon
RT	Jim Nicholson
TE	Walter White
WR	Larry Williams
	Larry Brunson
QB	Mike Livingston
RB	Tony Reed
	Ed Podolak
RB	Mark Bailey
	John Brockington
K	Jan Stenerud

DEFENSE

LE	Whitney Paul
LT	Willie Lee
RT	Keith Simons
RE	Wilbur Young
LLB	Billy Andrews
MLB	Willie Lanier
RLB	Jim Lynch
LCB	Gary Green
RCB	Emmitt Thomas
	Tim Collier
SS	Tim Gray
FS	Gary Barbaro
P	Jerrel Wilson

PRO BOWLERS IN BOLD



AMERICAN CONFERENCE

Western Division

	W	L	T	Pct.
Denver	12	2	0	.857
Oakland †	11	3	0	.786
San Diego	7	7	0	.500
Seattle	5	9	0	.357
Kansas City	2	12	0	.143

Central Division

	W	L	T	Pct.
Pittsburgh	9	5	0	.643
Houston	8	6	0	.571
Cincinnati	8	6	0	.571
Cleveland	6	8	0	.429

Eastern Division

	W	L	T	Pct.
Baltimore	10	4	0	.714
Miami	10	4	0	.714
New England	9	5	0	.643
N.Y. Jets	3	11	0	.214
Buffalo	3	11	0	.214



NATIONAL CONFERENCE

Western Division

	W	L	T	Pct.
Los Angeles	10	4	0	.714
Atlanta	7	7	0	.500
San Francisco	5	9	0	.357
New Orleans	3	11	0	.314

Central Division

	W	L	T	Pct.
Minnesota	9	5	0	.643
Chicago †	9	5	0	.643
Detroit	6	8	0	.429
Green Bay	4	10	0	.286
Tampa Bay	2	12	0	.143

Eastern Division

	W	L	T	Pct.
Dallas	12	2	0	.857
Washington	9	5	0	.643
St. Louis	7	7	0	.500
Philadelphia	5	9	0	.357
N.Y. Giants	5	9	0	.357

AFC Championship: DENVER 20, Oakland 17
 NFC Championship: DALLAS 23, Minnesota 6
 Super Bowl XII: Dallas 27, Denver 10

INDIVIDUAL STATISTICS

	PASSING						LG	TD	Rating
	Att.	Cmp.	Yds.	Pct. TD	Int	LG			
Livingston	282	143	1823	50.7	9	15	49	59.8	
Adams	92	47	691	51.1	2	11	63	43.7	
CHIEFS TOTAL	374	190	2514	50.8	11	26	63	52.9	
Opp. Total	333	175	2244	52.6	15	21	48	62.8	

	PASS RECEIVING				LG	TD
	No.	Yds.	Avg.	LG		
White	48	674	14.0	48	5	
Podolak	32	313	9.8	23	0	
Marshall	20	445	19.3	49	4	
Brunson	20	295	14.8	63	0	
Brockington	19	222	11.7	48	1	
Bailey	17	206	12.1	47	1	
Reed	12	125	10.4	20	0	
Williams	7	94	13.4	27	0	
Samuels	5	65	13.0	32	0	
Lane	3	40	13.3	21	0	
Morgado	2	21	10.5	12	0	
McKnight	1	11	11.0	11	0	
Beckman	1	3	3.0	3	0	
CHIEFS TOTAL	190	2514	13.2	63	11	
Opp. Total	175	2244	12.8	48	15	

	RUSHING				LG	TD
	No.	Yds.	Avg.	LG		
Podolak	133	550	4.1	41	5	
Reed	126	505	4.0	59	5	
Bailey	66	266	4.0	37	2	
Brockington	54	161	3.0	12	2	
Lane	25	79	3.2	9	1	
Livingston	19	78	4.1	13	1	
McKnight	11	74	6.7	19	1	
Burks	1	51	51.0	51	0	
Williams	2	30	15.0	17	0	
Adams	5	21	4.2	8	1	
Morgado	3	12	4.0	9	0	
Marshall	7	11	1.6	5	0	
Brunson	2	8	4.0	11	0	
White	2	-3	-0.7	3	0	
CHIEFS TOTAL	456	1843	4.0	59	13	
Opp. Total	634	2971	4.7	78	23	

TEAM LEADERS

Scoring: Jan Stenerud	51 pts: 27 PATs, 8 FGs
INTs: Gary Barber	8-165 yds, 1 TD
Tackles: Willie Lanier	132 (88 solo)
Sacks: Wilbur Young	5.5 (51.5 yds.)
Punting: Jerrel Wilson	88-3510 yds, 39.9 avg., 11 in 20, 59 LG
Punt Returns: Gary Green	14-115 yds, 8.2 avg., 0 TDs
Kickoff Returns: Ted McKnight	12-305 yds, 25.4 avg., 0 TDs

HISTORY

1976 KANSAS CITY CHIEFS

Head Coach: Paul Wiggin



Preseason		Record: 2-4	
8/2	W 9-3 OT	HOUSTON	30,006
8/7	L 10-13	MINNESOTA	32,851
8/15	L 13-21	at San Francisco	36,101
8/21	W 23-20	WASHINGTON	30,014
8/28	L 21-23	DETROIT	27,410
9/3	L 14-31	at St. Louis	42,997
Regular Season		Record: 5-9 (4th - AFC West)	
9/12	L 16-30	SAN DIEGO	53,133
9/20	L 21-24	OAKLAND (Mon.) (N.)	60,884
9/26	L 17-27	NEW ORLEANS	53,918
10/3	L 17-50	at Buffalo	51,909
10/10	W 33-30	at Washington	53,060
10/17	W 20-17 OT	at Miami	43,325
10/24	L 26-35	DENVER	57,961
10/31	W 28-19	at Tampa Bay	41,779
11/7	L 0-45	PITTSBURGH	71,516
11/14	L 10-21	at Oakland	48,859
11/21	L 24-27	CINCINNATI	46,259
11/28	W 23-20	at San Diego	29,272
12/5	L 16-17	at Denver	58,170
12/12	W 39-14	CLEVELAND	34,340

TEAM STATISTICS



	CHIEFS	OPP				
TOTAL FIRST DOWNS	275	309				
Rushing/Passing/Penalty	104/151/20	161/133/15				
3rd Down: Made/Att.	79/210	78/184				
3rd Down Pct.	37.6	42.4				
TOTAL NET YARDS	4804	5359				
Avg. Per Game	343.1	386.8				
Total Plays	959	889				
Avg. Per Play	5.0	6.0				
NET YARDS RUSHING	1673	2861				
Avg. Per Game	133.8	204.4				
Total Rushes	498	555				
Avg. Per Play	3.8	5.2				
NET YARDS PASSING	2929	2496				
Avg. Per Game	209.2	178.3				
Sacked/Yards Lost	42/374	22/188				
Gross Yards	3303	2684				
Attempts/Completions	419/229	375/215				
Pct. of Completions	54.6	57.3				
Had Intercepted	17	23				
PUNTS/AVERAGE	67/41.7	63/39.7				
Net Punting Avg.	33.7	30.3				
PUNT RETURNS/YARDS	34/429	39/375				
KICKOFF RETURNS/YARDS	64/1538	55/1263				
PENALTIES/YARDS	97/789	88/762				
FUMBLES/LOST	31/16	35/20				
TOUCHDOWNS	33	51				
Rushing/Passing	18/15	24/25				
Defensive/Kicking Game	0/0	1/0				
SAFETIES	1	0				
SCORE BY PERIODS	1	2	3	4	OT	Total
CHIEFS TOTAL	49	95	71	72	3	290
Opp. Total	95	71	83	127	0	376

HISTORY

REGULAR STARTERS

OFFENSE		DEFENSE	
WR	Henry Marshall	LE	Whitney Paul
LT	Matt Herkenhoff	LT	James Wolf
LG	Charlie Getty	RT	Keith Simons
C	Jack Rudny	RE	Wilbur Young
RG	Tom Condon	LLB	Billy Andrews
RT	Jim Nicholson	MLB	Willie Lanier
TE	Billy Masters	RLB	Jim Lynch
WR	Larry Brunson	LCB	Kerry Reardon
QB	Mike Livingston	RCB	Ermitt Thomas
RB	Woody Green	LS	Tim Gray
	Ed Podolak	RS	Gary Barbaro
	Tommy Reardon	P	Jerral Wilson
RB	MacArthur Lane		
K	Jan Stenerud		

PRO BOWLERS IN BOLD



Western Division				Western Division					
W	L	T	Pct.	W	L	T	Pct.		
Oakland	13	1	0	82.9	Los Angeles	10	3	1	75.0
Denver	9	5	0	64.3	San Francisco	8	6	0	57.1
San Diego	6	8	0	42.9	Atlanta	4	10	0	28.6
Kansas City	5	9	0	35.7	New Orleans	4	10	0	28.6
Tampa Bay	0	14	0	0.00	Seattle	2	12	0	14.3
Central Division				Central Division					
W	L	T	Pct.	W	L	T	Pct.		
Pittsburgh	10	4	0	71.4	Minnesota	11	2	1	82.1
Cincinnati	10	4	0	71.4	Chicago	7	7	0	50.0
Cleveland	9	5	0	64.3	Detroit	6	8	0	42.9
Houston	5	9	0	35.7	Green Bay	5	9	0	35.7
Eastern Division				Eastern Division					
W	L	T	Pct.	W	L	T	Pct.		
Baltimore	11	3	0	78.6	Dallas	11	3	0	78.6
New England	11	3	0	78.6	Washington	10	4	0	71.4
Miami	6	8	0	42.9	St. Louis	10	4	0	71.4
N.Y. Jets	3	11	0	21.4	Philadelphia	4	10	0	28.6
Buffalo	2	12	0	14.3	N.Y. Giants	3	11	0	21.4

AFC Championship: OAKLAND 24, Pittsburgh 7
 NFC Championship: MINNESOTA 24, L.A. Rams 13
 Super Bowl XI: OAKLAND 32, Minnesota 14

INDIVIDUAL STATISTICS

	PASSING							Rating
	Att.	Cmp.	Yds.	Pct.	TD	Int	LG	
Livingston	338	189	2682	55.9	12	13	57	77.9
Adams	71	36	575	50.7	3	4	49	68.8
Nott	10	4	46	40.0	0	0	23	54.6
Lane	0	0	0	0.0	0	0	0	0.0
CHIEFS TOTAL	419	229	3303	54.6	15	17	57	75.4
Opp. Total	375	215	2684	57.3	25	23	—	76.6
	PASS RECEIVING					LG	TD	
	No.	Yds.	Avg.	LG	TD			
Lane	66	686	10.4	44	1			
White	47	808	17.2	41	7			
Brunson	33	656	19.9	57	1			
Marshall	28	443	15.8	31	2			
Masters	18	269	14.9	30	3			
Podolak	13	156	12.0	23	0			
Reardon	10	136	13.6	49	1			
Green	9	100	11.1	31	0			
McNeil	2	33	16.5	18	0			
Harrison	1	12	12.0	12	0			
Williams	1	9	9.0	9	0			
Getty	1	-5	-5.0	0	0			
CHIEFS TOTAL	229	3303	14.4	57	15			
Opp. Total	215	2684	12.5	57	25			
	RUSHING					LG	TD	
	No.	Yds.	Avg.	LG	TD			
Lane	162	542	3.3	20	5			
Podolak	88	371	4.2	22	5			
Green	73	322	4.4	27	1			
Reardon	103	314	3.1	14	4			
Marshall	5	101	20.2	59	1			
Livingston	31	89	2.9	19	2			
Adams	5	46	9.2	21	0			
Harrison	16	41	2.6	7	0			
McNeil	8	26	3.3	7	0			
White	2	15	7.5	8	0			
Kinney	1	7	7.0	7	0			
Brunson	3	-1	-0.3	5	0			
Stenerud	1	0	0.0	0	0			
CHIEFS TOTAL	498	1873	3.8	59	18			
Opp. Total	555	2861	5.2	77	24			

TEAM LEADERS

Scoring: Jan Stenerud	90 pts: 21 PATs, 27 FGs
INTs: Kerry Reardon	5-26 yds., 0 TDs
Sacks: Lawrence Estes	5.0 (-52.0 yds.)
Punting: Jerral Wilson	65-2729 yds., 42.0 avg., 14 In 20, 62 LG
Punt Returns: Larry Brunson	31-387 yds., 12.5 avg., 0 TDs
Kickoff Returns: Lawrence Williams	25-688 yds., 27.6 avg., 0 TDs

1975 KANSAS CITY CHIEFS

Head Coach: Paul Wiggin

5-9

Preseason		Record: 3-3	
8/9 L	3-10	ST. LOUIS	40,081
8/18 W	26-20	DALLAS	35,630
8/23 L	24-27	at Detroit	62,094
8/30 L	6-14	L.A. RAMS	36,814
9/6 W	13-3	GREEN BAY	35,543
9/12 W	9-7	at Buffalo	48,691
Regular Season		Record: 5-9 (3rd - AFC West)	
9/21 L	33-37	at Denver	51,858
9/28 L	24-30	N.Y. JETS	74,169
10/5 L	3-20	SAN FRANCISCO	54,590
10/12 W	42-10	OAKLAND	60,425
10/19 W	12-10	at San Diego	26,657
10/26 W	26-13	DENVER	70,043
11/2 L	13-17	HOUSTON	62,989
11/10 W	34-31	at Dallas (Mon.) (N)	63,539
11/16 L	3-28	at Pittsburgh	48,803
11/23 W	24-21 OT	DETROIT	55,161
11/30 L	14-28	at Baltimore	42,122
12/7 L	20-28	SAN DIEGO	46,888
12/14 L	14-20	at Cleveland	44,368
12/21 L	20-28	at Oakland	48,604

TEAM STATISTICS

	CHIEFS	OPP
TOTAL FIRST DOWNS	261	289
Rushing/Passing/Penalty	110/128/23	149/121/19
3rd Down Made/Att.	83/215	83/190
3rd Down Pct.	38.6	43.7
TOTAL NET YARDS	4207	5224
Avg. Per Game	300.5	373.1
Total Plays	933	915
Avg. Per Play	4.5	5.7
NET YARDS RUSHING	1847	2712
Avg. Per Game	131.9	193.7
Total Rushes	488	562
Avg. Per Play	3.8	4.8
NET YARDS PASSING	2360	2512
Avg. Per Game	168.6	179.4
Sacked/Yards Lost	53/425	28/179
Gross Yards	2765	2520
Attempts/Completions	395/217	325/186
Pct. of Completions	54.9	57.2
Had Intercepted	16	20
PUNTS/AVERAGE	72/39.3	61/40.6
PUNT RETURNS/YARDS	37/303	36/503
KICKOFF RETURNS/YARDS	61/1342	59/1334
PENALTIES/YARDS	82/668	98/929
FUMBLES/LOST	38/18	40/22
TOUCHDOWNS	31	44
Rushing/Passing	14/15	24/18
Returns: Off./Def./Kicking Game	1/1/0	1/1/0
SAFETIES	0	2

SCORE BY PERIODS	1	2	3	4	OT	Total
CHIEFS TOTAL	64	86	47	82	3	282
Opp. Total	48	93	98	102	0	341

REGULAR STARTERS

OFFENSE		DEFENSE	
WR	Barry Pearson	LE	John Matuszak
LT	Charlie Getty	RT	Marvin Upshaw
LG	Rocky Rasley	RT	Buck Buchanan
C	Jack Rudnay	RE	Wilbur Young
RG	Tom Condon	LLB	Bill Peterson
RT	Jim Nicholson	MLB	Willie Lanier
TE	Billy Masters	RLB	Jim Lynch
WR	Larry Brunson	LCB	Kerry Reardon
QB	Mike Livingston	RCB	Emmitt Thomas
	Len Dawson	LS	Jim Kearney
RB	Woody Green	RS	Mike Sensibaugh
RB	MacArthur Lane	P	Jerrel Wilson
	Jeff Kinney		
K	Jan Stenerud		

PRO BOWLERS IN BOLD

AFC AMERICAN CONFERENCE

Western Division			
W	L	T	Pct.
Oakland	11	3	0.786
Denver	6	8	0.429
Kansas City	5	9	0.357
San Diego	2	12	0.143
Central Division			
W	L	T	Pct.
Pittsburgh	12	2	0.857
Cincinnati †	11	3	0.786
Houston	10	4	0.714
Cleveland	3	11	0.214
Eastern Division			
W	L	T	Pct.
Baltimore	10	4	0.714
Miami	10	4	0.714
Buffalo	8	6	0.571
New England	3	11	0.214
N.Y. Jets	3	11	0.214

AFC Championship: PITTSBURGH 16, Oakland 10
 NFC Championship: Dallas 37, L.A. RAMS 7
 Super Bowl X: Pittsburgh 21, Dallas 17

NFC NATIONAL CONFERENCE

Western Division			
W	L	T	Pct.
Los Angeles	12	2	0.857
San Francisco	5	9	0.357
Atlanta	4	10	0.286
New Orleans	2	12	0.143
Central Division			
W	L	T	Pct.
Minnesota	12	2	0.857
Detroit	7	7	0.500
Chicago	4	10	0.286
Green Bay	4	10	0.286
Eastern Division			
W	L	T	Pct.
St. Louis	11	3	0.78
Dallas †	10	4	0.714
Washington	8	6	0.571
N.Y. Giants	5	9	0.357
Philadelphia	4	10	0.286

INDIVIDUAL STATISTICS

	PASSING							
	All.	Cmp.	Yds.	Pct.	TD	Int	LG	Rating
Dawson	140	93	1095	66.4	5	4	51	89.9
Livingston	176	88	1245	50.0	8	6	69	74.1
Adams	77	36	445	46.8	2	4	32	52.2
White	1	0	0	0.0	0	0	0	39.6
Podolak	1	0	0	0.0	0	1	0	0.0
CHIEFS TOTAL	395	217	2785	54.9	15	16	69	72.8
Opp. Total	325	186	2520	57.2	18	20	90	74.6

	PASS RECEIVING						
	No.	Yds.	Avg.	LG	TD		
Podolak	37	332	9.0	21	2		
Pearson	36	608	16.9	45	3		
Lane	25	202	8.1	32	0		
Masters	24	314	13.1	32	3		
White	23	559	24.3	69	3		
Brunson	23	398	17.3	36	2		
Green	23	215	9.3	28	1		
Kinney	21	148	7.0	15	0		
Dressler	2	7	3.5	4	1		
Craig	1	10	10.0	10	0		
LaGrand	1	-1	-1.0	0	0		
Adams	1	-7	-7.0	0	0		
CHIEFS TOTAL	217	2785	12.8	69	15		
Opp. Total	186	2520	13.5	90	18		

	RUSHING				
	No.	Yds.	Avg.	LG	TD
Green	167	611	3.7	42	5
Podolak	102	351	3.4	25	3
Lane	79	311	3.9	39	2
Kinney	85	304	3.6	20	2
Brunson	2	89	44.5	65	0
Livingston	13	68	5.2	28	1
Adams	8	42	5.3	16	0
LaGrand	13	38	2.9	11	1
Miller	7	20	2.9	10	0
Dressler	3	16	5.3	11	0
Dawson	5	7	1.4	9	0
White	4	-10	-2.5	0	0
CHIEFS TOTAL	488	1847	3.8	65	14
Opp. Total	562	2712	4.8	50	24

Scoring: Jan Stenerud 96 pls: 30 PATS, 22 FGs
 INTs: Emmitt Thomas 6-119 yds, 0 TDs
 Sacks: Wilbur Young 9.5 (73.0 yds.)
 Punting: Jerrel Wilson 54-2233 yds, 41.4 avg., 64 LG
 Punt Returns: Charlie Thomas 12-112 yds, 9.3 avg., 0 TDs
 Kickoff Returns: Reggie Craig 10-247 yds, 24.7 avg., 0 TDs

TEAM LEADERS

1974 KANSAS CITY CHIEFS

Head Coach: Hank Stram



Preseason		Records: 3-3	
8/5 W	20-12	DETROIT	35,521
8/12 L	21-35	BUFFALO	39,248
8/17 L	16-58	at L.A. Rams	48,828
8/24 W	26-7	SAN FRANCISCO	46,548
9/31 L	16-25	at Dallas	43,492
8/6 W	21-16	ST. LOUIS	46,067

Regular Season		Record: 5-9 (3rd - AFC West)	
9/15 W	24-16	N.Y. JETS	74,854
9/22 L	7-27	at Oakland	48,108
9/29 W	17-7	at Houston	28,538
10/6 L	14-17	DENVER	67,298
10/13 L	24-34	PITTSBURGH	65,517
10/20 L	3-9	at Miami	67,779
10/27 W	24-14	at San Diego	34,371
11/3 L	27-33	N.Y. GIANTS	61,437
11/10 L	7-14	SAN DIEGO	48,551
11/18 W	42-34	at Denver (Mon.) (N.)	50,236
11/24 L	6-33	at Cincinnati	49,777
12/1 W	17-13	at St. Louis	41,863
12/8 L	6-7	OAKLAND	60,577
12/14 L	15-35	MINNESOTA (Sat.)	35,480

TEAM STATISTICS

	CHIEFS	OPP.
TOTAL FIRST DOWNS	224	267
Rushing/Passing/Penalty	92/113/19	107/141/19
3rd Down: Made/Att.	67/197	72/200
3rd Down Pct.	34.0	36.0
TOTAL NET YARDS	3828	4464
Avg. Per Game	273.4	318.9
Total Plays	901	936
Avg. Per Play	4.3	4.8
NET YARDS RUSHING	1720	1801
Avg. Per Game	122.9	128.6
Avg. Per Rush	3.7	3.6
Total Rushes	469	502
NET YARDS PASSING	2108	2663
Avg. Per Game	150.6	190.2
Sacked/Yards Lost	37/313	26/175
Gross Yards	2421	2838
Attempts/Completions	395/211	408/250
Pct. of Completions	53.4	50.8
Had Intercepted	25	28
PUNTS/AVERAGE	63/41.7	60/40.1
PUNT RETURNS/YARDS	44/295	55/634
KICKOFF RETURNS/YARDS	56/1211	54/1370
PENALTIES/YARDS	70/515	83/811
FUMBLES/LOST	29/13	34/16
TOUCHDOWNS	26	40
Rushing/Passing	10/11	16/22
Defensive/Kicking Game	5/0	1/1
SAFETIES	1	1

SCORE BY PERIODS	1	2	3	4	OT	Total
CHIEFS TOTAL	30	73	53	77	0	233
Opp. Total	57	110	34	92	0	293

REGULAR STARTERS

OFFENSE		DEFENSE	
WR	Elmo Wright	LE	Marvin Upshaw
LT	Charlie Getty	LT	Tom Keating
LG	Ed Budde	RT	Buck Buchanan
C	Jack Rudnay	RE	Wilbur Young
RG	George Daney	LLB	Bobby Bell
RT	Jim Nicholson	MLB	Willie Lanier
TE	Morris Stroud	RLB	Jim Lynch
WR	Otis Taylor	LCB	Nate Allen
QB	Mike Livingston	RCB	Emmitt Thomas
	Len Dawson	LS	Jim Kearney
RB	Ed Podolak	RS	Mike Sensibaugh
RB	Woody Green	P	Jerrell Wilson
	Wendell Hayes		
K	Jan Stenerud		

PRO BOWLERS IN BOLD



AMERICAN CONFERENCE

Western Division				
	W	L	T	Pct.
Oakland	12	2	0	.857
Denver	7	6	1	.536
Kansas City	5	9	0	.357
San Diego	5	9	0	.357
Central Division				
	W	L	T	Pct.
Pittsburgh	10	3	1	.750
Cincinnati	7	7	0	.500
Houston	7	7	0	.500
Cleveland	4	10	0	.286
Eastern Division				
	W	L	T	Pct.
Miami	11	3	0	.786
Buffalo †	9	5	0	.643
New England	7	7	0	.500
N.Y. Jets	7	7	0	.500
Baltimore	2	12	0	.143



NATIONAL CONFERENCE

Western Division				
	W	L	T	Pct.
Los Angeles	10	4	0	.714
San Francisco	6	8	0	.429
New Orleans	5	9	0	.357
Atlanta	3	11	0	.214
Central Division				
	W	L	T	Pct.
Minnesota	10	4	0	.714
Detroit	7	7	0	.500
Green Bay	6	8	0	.429
Chicago	4	10	0	.286
Eastern Division				
	W	L	T	Pct.
St. Louis	10	4	0	.714
Washington †	10	4	0	.714
Dallas	8	6	0	.571
Philadelphia	7	7	0	.500
N.Y. Giants	2	12	0	.143

INDIVIDUAL STATISTICS

	PASSING						Rating
	Att.	Cmp.	Yds.	Pct.	TD	Int	
Dawson	235	138	1573	58.7	7	13	66.0
Livingston	141	66	732	46.8	4	10	42.5
Carlson	15	7	116	46.7	0	1	34.3
Wilson	2	0	0	0.0	0	0	38.6
Jaynes	2	0	0	0.0	0	0	0.0
CHIEFS TOTAL	395	211	2421	53.4	11	25	55.2
Opp. Total	408	206	2838	50.5	22	26	50.0

PASS RECEIVING

	No.	Yds.	Avg.	LG	TD
Podolak	43	306	7.1	26	1
Pearson	27	387	14.3	48	1
Green	26	247	9.5	69	1
Taylor	24	375	15.6	64	2
Brunson	22	374	17.0	84	2
Kinney	18	105	5.8	16	1
Miller	14	149	10.6	34	0
Wright	13	209	16.1	51	1
Stroud	12	141	11.8	25	2
Elison	5	64	12.8	26	0
Hayes	3	23	7.7	9	0
Hamilton	2	25	12.5	19	0
Strada	1	16	16.0	16	0
CHIEFS TOTAL	211	2421	11.5	84	11
Opp. Total	206	2838	13.8	71	22

RUSHING

	No.	Yds.	Avg.	LG	TD
Green	135	508	3.8	43	3
Podolak	101	386	3.8	14	2
Kinney	63	249	4.0	21	0
Hayes	57	206	3.6	19	2
Miller	40	184	4.6	47	0
Elison	37	114	3.1	11	2
Dawson	11	28	2.5	10	0
Livingston	9	28	3.1	9	0
Wright	3	26	8.7	12	1
Carlson	2	17	8.5	11	0
Taylor	1	6	6.0	6	0
Pearson	1	0	0.0	0	0
Jaynes	1	0	0.0	0	0
Thomas	3	-4	-1.3	0	0
Brunson	5	-29	-5.8	4	0
CHIEFS TOTAL	469	1720	3.7	47	10
Opp. Total	502	1801	3.6	53	16

TEAM LEADERS

Scoring: Jan Stenerud	75 pts: 24 PATs, 17 FGs
INTs: Emmitt Thomas	12-214 yds., 2 TDs
Sacks: Marvin Upshaw	9.5 (-49.0 yds.)
Punting: Jerrell Wilson	83-3462 yds., 41.7 avg., 64 LG
Punt Returns: Ed Podolak	15-134 yds., 8.9 avg., 0 TDs
Kickoff Returns: Bill Thomas	25-571 yds., 22.8 avg., 0 TDs

1973 KANSAS CITY CHIEFS

Head Coach: Hank Stram



Preseason		Record: 2-4	
8/4	W 12-6	NEW ORLEANS	67,216
8/13	L 16-17	DETROIT	67,624
8/18	L 10-13	MINNESOTA	72,676
8/26	L 16-21	GREEN BAY	75,231
9/1	L 16-27	at Dallas	57,468
9/7	W 16-7	at St. Louis	49,486
Regular Season		Record: 7-5-2 (2nd - AFC West)	
9/16	L 13-23	L.A. RAMS	62,315
9/23	W 10-7	at New England	57,918
9/30	W 16-3	OAKLAND	72,631
10/7	W 16-14	DENVER	71,414
10/14	T 10-10	at Green Bay (Milwaukee, WI)	47,265
10/21	L 6-14	at Cincinnati	56,397
10/29	L 14-23	at Buffalo (Mon.) (N.)	76,071
11/4	W 19-0	at San Diego	52,035
11/12	W 19-7	CHICAGO (Mon.)	70,664
11/18	W 38-14	HOUSTON	68,444
11/25	L 10-14	at Denver	51,706
12/2	T 20-20	CLEVELAND	70,296
12/8	L 7-37	at Oakland (Sat.)	53,061
12/16	W 33-6	SAN DIEGO	43,755

TEAM STATISTICS

	CHIEFS	OPP.
TOTAL FIRST DOWNS	206	209
Rushing/Passing/Penalty	106/93/9	90/95/24
3rd Down: Made/Att.	72/204	69/206
3rd Down Pct.	35.3	33.5
TOTAL NET YARDS	3536	3575
Avg. Per Game	252.6	255.4
Total Plays	863	856
Avg. Per Play	4.1	4.2
NET YARDS RUSHING	1793	1956
Avg. Per Game	128.1	139.7
Total Rushes	511	493
Avg. Per Rush	3.5	4.0
NET PASSING OFFENSE	1743	1619
Avg. Per Game	124.5	115.6
Sacked/Yards Lost	39/296	38/323
Gross Yards	2039	1942
Attempts/Completions	313/173	324/157
Pct. of Completions	55.3	48.6
Had Intercepted	13	21
PUNTS/AVERAGE	80/45.5	87/41.4
PUNT RETURNS/YARDS	42/279	48/455
KICKOFF RETURNS/YARDS	31/725	40/1031
PENALTIES/YARDS	83/797	63/649
FUMBLES/LOST	36/18	33/18
TOUCHDOWNS	23	22
Rushing/Passing	11/10	11/11
Defensive/Kicking Game	2/0	0/0
SAFETIES	0	0

SCORE BY PERIODS	1	2	3	4	Total
CHIEFS TOTAL	40	57	53	81	231
Opp. Total	30	71	35	56	192

REGULAR STARTERS

OFFENSE		DEFENSE	
WR	Elmo Wright	LE	Marvin Upshaw
LT	Jim Tyrer	LT	Curley Culp
LG	Ed Budde	RT	Buck Buchanan
C	Jack Rudnay	RE	Wilbur Young
RG	Mo Moorman	LLB	Bobby Bell
RT	Francis Peay	MLB	Willie Lanier
	Dave Hill	RLB	Jim Lynch
TE	Morris Stroud	LCB	Nate Allen
WR	Otis Taylor	RCB	Emmitt Thomas
QB	Mike Livingston	LS	Jim Kearney
	Len Dawson	RS	Mike Sensibaugh
RB	Ed Podolak	P	Jerrel Wilson
RB	Wendell Hayes		
	Willie Ellison		
K	Jan Stenerud		

PRO BOWLERS IN BOLD

AMERICAN CONFERENCE

Western Division			
	W	L	T Pct.
Oakland	9	4	1.679
Kansas City	7	5	2.571
Denver	7	5	2.571
San Diego	2	11	1.179
Central Division			
	W	L	T Pct.
Cincinnati	10	4	0.714
Pittsburgh †	10	4	0.714
Cleveland	7	5	2.571
Houston	1	13	0.071
Eastern Division			
	W	L	T Pct.
Miami	12	2	0.857
Buffalo	9	5	0.643
New England	5	9	0.357
Baltimore	4	10	0.286
N.Y. Jets	4	10	0.286

NATIONAL CONFERENCE

Western Division			
	W	L	T Pct.
Los Angeles	12	2	0.857
Atlanta	9	5	0.643
New Orleans	5	9	0.357
San Francisco	5	9	0.357
Central Division			
	W	L	T Pct.
Minnesota	12	2	0.857
Detroit	6	7	1.464
Green Bay	5	7	2.429
Chicago	3	11	0.214
Eastern Division			
	W	L	T Pct.
Dallas	10	4	0.714
Washington †	10	4	0.714
Philadelphia	5	8	1.393
St. Louis	4	9	1.321
N.Y. Giants	2	11	1.179

AFC Championship: Miami 27, Oakland 10
 NFC Championship: Minnesota 27, Dallas 10
 Super Bowl VIII: Miami 24, Minnesota 7

INDIVIDUAL STATISTICS

	PASSING						
	Att.	Cmp.	Yds.	Pct.	Td.	Int.	LG
Livingston	145	75	916	51.7	6	7	48
Dawson	101	66	725	65.3	2	5	48
Beathard	64	31	389	48.4	2	1	44
Wilson	1	1	9	100.0	0	0	9
Podolak	1	0	0	0	0	0	0
Keyes	1	0	0	0	0	0	0
CHIEFS TOTAL	313	173	2039	55.2	10	13	48
Opp. Total	324	157	1942	48.5	11	21	62

	PASS RECEIVING				
	No.	Yds.	Avg.	LG	TD
Podolak	55	445	8.1	25	0
Taylor	34	536	15.8	46	4
Hayes	18	134	7.4	13	0
Wright	16	252	15.8	44	2
Stroud	12	216	18.0	48	2
Kinney	11	126	11.5	25	0
Ellison	9	84	7.1	17	0
Butler	8	124	15.5	23	2
West	4	85	16.3	23	0
Hamilton	2	35	17.5	20	0
Smith	2	20	10.0	17	0
Moorman	1	-1	-1.0	-1	0
Keyes	1	-6	-6	-6	0
CHIEFS TOTAL	173	2039	11.8	48	10
Opp. Total	157	1942	12.4	62	11

	RUSHING				
	No.	Yds.	Avg.	LG	TD
Podolak	210	721	3.4	25	3
Ellison	108	411	3.8	19	2
Hayes	95	352	3.7	27	2
Kinney	50	128	2.6	8	1
Livingston	19	94	4.9	28	0
Dawson	6	39	6.5	13	2
Wright	5	29	5.8	13	0
Beathard	6	16	2.7	11	1
Butler	2	10	5.0	9	0
Taylor	4	-14	-1.1	-19	0
McVea	4	5	1.3	2	0
Keyes	2	1	0.5	2	0
CHIEFS TOTAL	511	1793	3.5	28	11
Opp. Total	493	1956	4.0	72	11

TEAM LEADERS

Scoring: Jan Stenerud 93 pts: 21 PATs, 24 FGs
 INTs: Emmitt Thomas, Mike Sensibaugh, Willie Lanier, Jim Kearney Tied with 3
 Punting: Jerrel Wilson 80-3642 yds., 45.5 avg., 68 LG
 Punt Returns: Larry Marshall 29-180 yds., 6.2 avg., 0 TDs
 Kickoff Returns: Larry Marshall 14-391 yds., 27.9 avg., 0 TDs

HISTORY

1972 KANSAS CITY CHIEFS

Head Coach: Hank Stram

8-6

HISTORY

Preseason		Record: 5-2	
7/29 W	23-17	N.Y. Giants	19,304
Hall of Fame Game (Canton, OH)			
8/5 W	24-10	Chicago (Notre Dame, IN)	32,391
8/12 W	24-14	ST. LOUIS	78,190
8/21 L	17-23	BALTIMORE	76,882
8/27 W	19-13	L.A. RAMS	77,764
9/2 W	20-10	DALLAS	79,592
9/9 L	0-20	at Green Bay (Milwaukee, WI)	47,281

Regular Season		Record: 8-6 (2nd - AFC West)	
9/17 L	10-20	MIAMI	79,829
9/25 W	20-17	at New Orleans (Mon.) (N)	70,793
10/1 W	45-24	at Denver	51,656
10/8 W	31-7	at Cleveland	83,819
10/15 L	16-23	CINCINNATI	79,068
10/22 L	20-21	PHILADELPHIA	78,389
10/29 W	26-14	at San Diego	54,533
11/5 W	27-14	OAKLAND	82,094
11/12 L	7-16	at Pittsburgh	50,350
11/19 L	17-27	SAN DIEGO	79,011
11/26 L	3-26	at Oakland	54,801
12/3 W	24-21	DENVER	66,725
12/10 W	24-10	BALTIMORE	44,175
12/17 W	17-14	at Atlanta	58,850

REGULAR STARTERS

OFFENSE		DEFENSE	
WR	Dennis Homan	LE	Marvin Upshaw
	Robert West	LT	Curley Culp
LT	Jim Tyrer	RT	Buck Buchanan
LG	Ed Budde	RE	Wilbur Young
C	Jack Rudnay	LLB	Bobby Bell
RG	Mo Moorman	MLB	Willie Lanier
RT	Dave Hill	RLB	Jim Lynch
TE	Morris Stroud	LCB	Jim Marsalis
	Willie Frazier	RCB	Emmitt Thomas
WR	Otis Taylor	LS	Jim Kearney
QB	Len Dawson	RS	Mike Sensibaugh
RB	Ed Podolak	P	Jerrell Wilson
RB	Wendell Hayes		
K	Jan Stenerud		

PRO BOWLERS IN BOLD

AMERICAN CONFERENCE

Western Division			
	W	L	T Pct.
Oakland	10	3	1 .750
Kansas City	8	6	0 .571
Denver	5	9	0 .357
San Diego	4	9	1 .321
Central Division			
	W	L	T Pct.
Pittsburgh	11	3	0 .786
Cleveland †	10	4	0 .714
Cincinnati	8	6	0 .571
Houston	1	13	0 .071
Eastern Division			
	W	L	T Pct.
Miami	14	0	1.000
N.Y. Jets	7	7	0 .500
Baltimore	5	9	0 .357
Buffalo	4	9	1 .321
New England	3	11	0 .214

NATIONAL CONFERENCE

Western Division			
	W	L	T Pct.
San Francisco	8	5	1 .607
Atlanta	7	7	0 .500
Los Angeles	6	7	1 .464
New Orleans	2	11	1 .179
Central Division			
	W	L	T Pct.
Green Bay	10	4	0 .714
Detroit	8	5	1 .607
Minnesota	7	7	0 .500
Chicago	4	9	1 .321
Eastern Division			
	W	L	T Pct.
Washington	11	3	0 .786
Dallas †	10	4	0 .714
N.Y. Giants	8	6	0 .571
St. Louis	4	9	1 .321
Philadelphia	2	11	1 .179

AFC Championship: Miami 21, PITTSBURGH 17
 NFC Championship: WASHINGTON 26, Dallas 3
 Super Bowl VII: Miami 14, Washington 7

TEAM STATISTICS

	CHIEFS	OPP.
TOTAL FIRST DOWNS	245	227
Rushing/Passing/Penalty	121/116/11	90/116/18
TOTAL NET YARDS	3956	4027
Avg. Per Game	282.6	287.6
Total Plays	894	853
Avg. Per Play	4.4	4.7
NET YARDS RUSHING	1915	1805
Avg. Per Game	138.8	128.9
Total Rushes	476	453
Avg. Per Play	4.0	4.0
NET YARDS PASSING	2041	2222
Avg. Per Game	145.8	158.7
Sacked/Yards Lost	34/297	32/261
Gross Yards	2335	2483
Attempts/Completions	384/217	368/186
Pct. of Completions	56.5	50.5
Had Intercepted	20	24
PUNTS/AVERAGE	66/44.8	61/40.4
KICKOFF RETURNS/YARDS	46/1057	43/1083
PUNT RETURNS/YARDS	29/126	40/296
PENALTIES/YARDS	69/653	66/643
FUMBLES/LOST	23/12	35/19
TOUCHDOWNS	32	30
Rushing/Passing	6/20	12/17
Returns: Off./Def./Kicking Game*	1/5/0	0/1/0
SAFETIES	0	0

SCORE BY PERIODS	1	2	3	4	Total
CHIEFS TOTAL	20	90	85	92	287
Opp. Total	55	98	37	64	254

INDIVIDUAL STATISTICS

	PASSING							
	Att.	Cmp.	Yds.	Pct.	TD	Int	LG	Rating
Dawson	305	175	1835	57.4	13	12	44	73.1
Livingston	78	41	480	52.6	7	8	36	62.0
Wilson	1	1	20	100.0	0	0	20	118.8
CHIEFS TOTAL	384	217	2335	56.5	20	20	44	70.2
Opp. Total	368	186	2483	50.5	17	24	67	60.6

	PASS RECEIVING				
	No.	Yds.	Avg.	LG	TD
Taylor	57	821	14.4	44	6
Podolak	46	345	7.5	27	2
Hayes	31	295	9.5	29	3
Adamle	15	76	5.1	11	0
Frazier	13	172	13.2	35	5
Homan	12	135	11.3	38	1
Otis	12	76	6.3	13	0
Wright	11	81	7.4	14	0
West	9	165	18.3	42	2
Stroud	4	80	20.0	44	1
Kinney	4	45	11.2	19	0
Jankowski	2	24	12.0	18	0
Allen	1	20	20.0	20	0
CHIEFS TOTAL	217	2335	10.8	44	20
Opp. Total	186	2483	13.3	67	17

	RUSHING			
	No.	Yds.	Avg.	LG TD
Podolak	171	615	3.6	30 4
Hayes	128	536	4.2	28 0
Adamle	73	536	4.2	19 1
Livingston	14	133	9.5	51 0
Kinney	38	122	3.2	16 1
Otis	29	92	3.2	12 0
Dawson	15	75	5.0	20 0
Wright	1	24	24.0	24 0
Taylor	5	13	2.6	11 0
West	2	2	1.0	10 0
CHIEFS TOTAL	476	1915	4.0	51 6
Opp. Total	453	1805	4.0	45 12

TEAM LEADERS

Scoring: Jan Stenerud	95 pts:	32 PATs, 21 FGs
INTs: Mike Sensibaugh	8-65 yds.,	0 TDs
Punting: Jerrel Wilson	66-2960 yds.,	44.8 avg., 69 LG
Punt Returns: Larry Marshall	18-103 yds.,	5.7 avg., 0 TDs
Kickoff Returns: Larry Marshall	23-651 yds.,	28.3 avg., 0 TDs

1971 KANSAS CITY CHIEFS

Head Coach: Hank Stram

10-3-1

Preseason		Record: 4-1-1	
8/7	W 10-7	at Baltimore	16,771
8/14	W 12-10	ATLANTA	37,403
8/21	W 27-7	at New Orleans	70,459
8/30	W 21-16	N.Y. JETS	37,650
9/4	T 17-17	ST. LOUIS	36,743
9/11	L 17-24	at Dallas	74,035
Regular Season		Record: 10-3-1 (1st - AFC West)	
9/19	L 14-21	at San Diego	54,061
9/26	W 20-16	at Houston	46,498
10/3	W 16-3	at Denver	51,200
10/10	W 31-10	SAN DIEGO	50,514
10/18	W 38-16	PITTSBURGH (Mon.) (N.)	49,533
10/24	W 27-20	WASHINGTON	51,989
10/31	T 20-20	at Oakland	54,715
11/7	L 10-13	at N.Y. Jets	62,812
11/14	W 13-7	CLEVELAND	50,388
11/21	W 28-10	DENVER	49,945
11/25	L 21-32	at Detroit (Thur.) (Thanksgiving)	54,418
12/6	W 26-17	at San Francisco (Mon.) (N.)	45,306
12/12	W 16-14	OAKLAND	51,215
12/19	W 22-9	BUFFALO	48,121
AFC Divisional Playoff Game			
12/25	L 24-27 2 OT	Miami (Sat.)	50,374

REGULAR STARTERS

OFFENSE		DEFENSE	
WR	Elmo Wright	LE	Marvin Upshaw
LT	Jim Tyrer	LT	Curley Culp
LG	Ed Budde	RT	Buck Buchanan
C	Jack Rudnay	RE	Aaron Brown
RG	Mo Moorman	LLB	Bobby Bell
RT	Dave Hill	MLB	Willie Lanier
TE	Morris Stroud	RLB	Jim Lynch
WR	Otis Taylor	LCB	Jim Marsalis
QB	Len Dawson	RCB	Emmitt Thomas
RB	Ed Podolak	LS	Jim Kearney
RB	Wendell Hayes	RS	Johnny Robinson
K	Jan Stenerud	P	Jerrel Wilson

PRO BOWLERS IN BOLD

AMERICAN CONFERENCE				NATIONAL CONFERENCE			
Western Division				Western Division			
	W	L	T Pct.		W	L	T Pct.
Kansas City	10	3	1 .769	San Francisco	9	5	0 .643
Oakland	8	4	2 .667	Los Angeles	8	5	1 .615
San Diego	6	8	0 .429	Atlanta	7	6	1 .538
Denver	4	9	1 .308	New Orleans	4	8	2 .333
Central Division				Central Division			
	W	L	T Pct.		W	L	T Pct.
Cleveland	9	5	0 .643	Minnesota	11	3	0 .786
Pittsburgh	6	8	0 .429	Detroit	7	6	1 .538
Houston	4	9	1 .308	Chicago	6	8	0 .429
Cincinnati	4	10	0 .286	Green Bay	4	8	2 .333
Eastern Division				Eastern Division			
	W	L	T Pct.		W	L	T Pct.
Miami	10	3	1 .769	Dallas	11	3	0 .786
Baltimore †	10	4	0 .714	Washington †	9	4	1 .692
New England	6	8	0 .429	Philadelphia	6	7	1 .462
N.Y. Jets	6	8	0 .429	St. Louis	4	9	1 .308
Buffalo	1	13	0 .071	N.Y. Giants	4	10	0 .286

AFC Championship: MIAMI 21, Baltimore 0
 NFC Championship: DALLAS 14, San Francisco 3
 Super Bowl VI: Dallas 24, Miami 3

TEAM STATISTICS

	CHIEFS	OPP.			
TOTAL FIRST DOWNS	240	223			
Rushing/Passing/Penalty	108/119/13	73/125/25			
TOTAL NET YARDS	4190	3770			
Avg. Per Game	29.3	269.3			
Total Plays	836	813			
Avg. Per Play	5.0	4.6			
NET YARDS RUSHING	1843	1337			
Avg. Per Game	131.6	95.5			
Total Rushes	462	367			
Avg. Per Play	4.0	3.7			
NET YARDS PASSING	2347	2506			
Avg. Per Game	167.6	179.0			
Sacked/Yards Lost	35/347	28/235			
Gross Yards	2694	2741			
Attempts/Completions	337/183	406/209			
Pct. of Completions	54.3	51.5			
Had Intercepted	13	27			
PUNTS/AVERAGE	64/44.3	67/39.3			
PUNT RETURNS/YARDS	32/150	38/286			
KICKOFF RETURNS/YARDS	47/1031	47/1071			
PENALTIES/YARDS	72/734	72/752			
FUMBLES/LOST	23/13	16/7			
TOUCHDOWNS	32	21			
Rushing/Passing	14/15	9/11			
Defensive/Kicking Game	3/0	1/0			
SAFETIES	0	1			
SCORE BY PERIODS					
	1	2	3	4	Total
CHIEFS TOTAL	61	123	48	70	302
Opp. Total	41	71	22	74	208

INDIVIDUAL STATISTICS

	PASSING							
	Att.	Cmp.	Yds.	Pct.	Td.	Int.	LG	Rating
Dawson	301	167	2504	55.2	15	13	82	81.8
Livingston	28	12	130	42.9	0	0	36	57.2
Huarfe	6	2	18	33.3	0	0	26	42.3
Podolak	2	2	42	100.0	0	0	23	118.8
CHIEFS TOTAL	337	183	2694	54.3	15	13	82	74.9
Opp. Total	418	209	2703	50.0	11	27	53	83.8
	PASS RECEIVING							
	No.	Yds.	Avg.	LG	Td.			
Taylor	57	1110	19.5	82	7			
Podolak	36	306	8.5	23	0			
Wright	26	524	20.3	69	3			
Stroud	22	454	20.6	54	1			
Hayes	16	163	10.2	26	1			
Otis	12	74	6.2	26	2			
McVea	5	-3	-0.6	10	0			
Homan	3	47	9.0	9	0			
Frazier	2	41	20.5	23	0			
Holmes	2	16	8.0	12	0			
Smith	1	12	12.0	12	0			
Adams	1	6	6.0	6	1			
CHIEFS TOTAL	183	2694	14.7	82	15			
Opp. Total	209	2703	12.9	53	11			
	RUSHING							
	No.	Yds.	Avg.	LG	Td.			
Podolak	184	708	3.8	25	9			
Hayes	132	541	4.1	27	1			
McVea	68	286	4.2	19	3			
Otis	49	184	3.8	11	0			
Adams	13	43	3.3	3	0			
Taylor	1	25	25.0	25	1			
Dawson	12	24	2.0	8	0			
Holmes	21	35	1.7	6	0			
Livingston	5	11	2.2	3	0			
Frazier	1	-2	-2.0	-2	0			
Wright	1	-10	-10.0	-10	0			
CHIEFS TOTAL	487	1843	3.8	27	14			
Opp. Total	367	1337	3.7	28	6			
TEAM LEADERS								
Scoring: Jan Stenerud	110 pts: 32 PATs, 26 FGs							
INTs: Emmitt Thomas	8-145 yds., 1 TD							
Punting: Jerrel Wilson	64-2864 yds., 44.8 avg., 68 LG							
Punt Returns: Ed Podolak	13-84 yds., 6.5 avg., 0 TDs							
Kickoff Returns: Kerry Reardon	12-308 yds., 25.7 avg., 0 TDs							

HISTORY

1970 KANSAS CITY CHIEFS

Head Coach: Hank Stram

7-5-2

TEAM STATISTICS

Preseason		Record: 4-3	
7/31 W 24-3	College All-Stars (Chicago, IL)	69,940	
8/8 W 30-17	at Detroit	55,032	
8/14 L 3-17	BALTIMORE	38,341	
8/22 W 16-13	Cleveland (Memphis, TN)	31,532	
8/29 L 17-22	at Atlanta	56,990	
9/5 W 13-0	at Dallas	69,055	
9/12 L 24-34	at St. Louis	50,661	
Regular Season		Record: 7-5-2 (2nd - AFC West)	
9/20 L 10-27	at Minnesota	47,900	
9/28 W 44-24	at Baltimore (Mon.) (N.)	53,911	
10/4 L 13-26	at Denver	50,705	
10/11 W 23-10	BOSTON	50,698	
10/18 W 27-19	at Cincinnati	57,265	
10/25 L 16-27	DALLAS	51,158	
11/1 T 17-17	OAKLAND	51,334	
11/8 W 24-9	HOUSTON	49,810	
11/15 W 31-14	at Pittsburgh	50,081	
11/22 T 6-6	ST. LOUIS	50,711	
11/29 W 26-14	SAN DIEGO	50,315	
12/6 W 16-0	DENVER	50,454	
12/12 L 6-20	at Oakland (Sat.)	54,596	
12/20 L 13-31	at San Diego	41,379	

	CHIEFS	OPP
TOTAL FIRST DOWNS	183	226
Rushing/Passing/Penalty	83/86/14	83/111/32
TOTAL NET YARDS	3577	3667
Avg. Per Game	255.5	261.9
Total Plays	775	861
Avg. Per Play	4.6	4.3
NET YARDS RUSHING	1858	1657
Avg. Per Game	132.7	118.4
Total Rushes	448	418
Avg. Per Play	4.1	4.0
NET YARDS PASSING	1719	2010
Avg. Per Game	122.8	143.6
Sacked/Yards Lost	39/319	35/270
Gross Yards	2038	2280
Attempts/Completions	289/154	408/195
Pct. of Completions	53.3	47.8
Had Intercepted	16	31
PUNTS/AVERAGE	76/44.9	77/41.5
PUNT RETURNS/YARDS	31/371	51/414
KICKOFF RETURNS/YARDS	44/997	
PENALTIES/YARDS	63/888	71/817
FUMBLES/LOST	26/15	22/12
TOUCHDOWNS	26	26
Rushing/Passing	11/13	10/15
Defensive/Kicking Game	2/0	1/0
SAFETIES	0	0

SCORE BY PERIODS	1	2	3	4	Total
CHIEFS TOTAL	53	98	46	75	272
Opp. Total	32	77	51	84	244

REGULAR STARTERS

OFFENSE		DEFENSE	
WR Frank Pitts	LE Jerry Mays	LT Curley Culp	RT Buck Buchanan
LT Jim Tyrer	RE Aaron Brown	RB Bobby Bell	LLB Willie Lanier
LG Ed Budde	RE Willie Lanier	RLB Jim Lynch	LCB Jim Marsalis
C Jack Rudnay	RE Aaron Brown	RCB Emmitt Thomas	RS Jim Kearney
RG Mo Moorman	LLB Bobby Bell	LS Jim Robinson	R LB Johnny Robinson
RT Dave Hill	MLB Willie Lanier	P Jerrel Wilson	
TE Fred Arbanas	RLB Jim Lynch		
WR Otis Taylor	LCB Jim Marsalis		
QB Len Dawson	RCB Emmitt Thomas		
RB Mike Garrett	RS Jim Kearney		
Ed Podolak	R LB Johnny Robinson		
RB Wendell Hayes	P Jerrel Wilson		
K Jan Stenerud			

PRO BOWLERS IN BOLD

INDIVIDUAL STATISTICS

	PASSING							
	Att.	Cmp.	Yds.	Pct.	TD	Int	LG	Rating
Dawson	262	141	1876	53.8	13	14	61	71.3
Livingston	22	11	122	50.0	0	1	31	48.1
Podolak	2	2	40	100.0	0	0	24	118.8
Huarte	2	0	0	0.0	0	1	0	0.0
McVea	1	0	0	0.0	0	0	0	39.6
CHIEFS TOTAL	289	154	2038	53.3	13	16	61	75.5
Opp. Total	408	195	2280	47.8	15	31	89	45.9

	PASS RECEIVING				
	No.	Yds.	Avg.	LG	TD
Taylor	34	618	18.2	59	3
Podolak	26	307	11.8	59	1
Hayes	26	219	8.3	28	0
Holmes	23	173	7.5	31	1
Pitts	11	172	15.6	54	2
Arbanas	8	108	14.5	26	1
Cannon	7	125	17.8	45	2
Richardson	5	171	34.2	61	2
McVea	5	26	5.2	15	0
Garrett	4	4	1.0	5	0
Stroud	4	86	24.5	50	1
Porter	1	29	29.0	29	0
CHIEFS TOTAL	154	2038	13.2	61	13
Opp. Total	195	2280	11.7	89	15

	RUSHING				
	No.	Yds.	Avg.	LG	TD
Podolak	168	749	4.5	65	3
Hayes	109	381	3.5	22	5
McVea	61	260	4.3	34	0
Holmes	63	206	3.3	22	3
Pitts	5	84	16.8	42	0
Garrett	21	62	3.2	16	0
Dawson	11	46	4.2	21	0
Livingston	3	26	8.7	16	0
Porter	2	21	10.5	21	0
Taylor	3	13	4.3	7	0
Cannon	1	10	10.0	10	0
Richardson	1	4	4.0	4	0
CHIEFS TOTAL	448	1858	4.1	65	11
Opp. Total	418	1657	4.0	47	10

TEAM LEADERS

Scoring: Jan Stenerud 116 pts; 26 PATs, 30 FGs
 INTs: Johnny Robinson 10-155 yds., 1 TD
 Punting: Jerrel Wilson 76-3415 yds., 44.9 avg., 68 LG
 Punt Returns: Ed Podolak 23-311 yds., 13.5 avg., 0 TDs
 Kickoff Returns: Robert Holmes 19-535 yds., 28.2 avg., 0 TDs

HISTORY

AMERICAN CONFERENCE

Western Division				
	W	L	T	Pct.
Oakland	8	4	2	.667
Kansas City	7	5	2	.583
San Diego	5	6	3	.456
Denver	5	8	1	.385
Central Division				
	W	L	T	Pct.
Cincinnati	8	6	0	.571
Cleveland	7	7	0	.500
Pittsburgh	5	9	0	.357
Houston	3	10	1	.231
Eastern Division				
	W	L	T	Pct.
Baltimore	11	2	1	.846
Miami †	10	4	0	.714
N.Y. Jets	4	10	0	.286
Buffalo	3	10	1	.231
Boston	2	12	0	.143

NATIONAL CONFERENCE

Western Division				
	W	L	T	Pct.
San Francisco	10	3	1	.769
Los Angeles	9	4	1	.692
Atlanta	4	8	2	.333
New Orleans	2	11	1	.154
Central Division				
	W	L	T	Pct.
Minnesota	12	2	0	.857
Detroit †	10	4	0	.714
Chicago	6	8	0	.429
Green Bay	6	8	0	.429
Eastern Division				
	W	L	T	Pct.
Dallas	10	4	0	.714
N.Y. Giants	9	5	0	.643
St. Louis	8	5	1	.615
Washington	6	8	0	.429
Philadelphia	3	10	1	.231

AFC Championship: BALTIMORE 27, Oakland 17
 NFC Championship: Dallas 17, SAN FRANCISCO 10
 Super Bowl V: Baltimore 16, Dallas 13

1969 KANSAS CITY CHIEFS

Head Coach: Hank Stram

11-3

Preseason		Record: 6-0
8/2	W 23-17	Oakland (Birmingham, AL) 21,000
8/9	W 38-13	DETROIT 38,027
8/16	W 23-7	Cincinnati (Jackson, MS) 24,513
8/23	W 42-14	at L.A. Rams 58,306
8/28	W 31-21	at St. Louis 48,006
9/6	W 14-10	ATLANTA 37,273

Regular Season		Record: 11-3 (2nd - AFL West)
9/14	W 27-9	at San Diego 47,988
9/21	W 31-0	at Boston 22,002
9/28	L 19-24	at Cincinnati 27,812
10/5	W 26-13	at Denver 50,564
10/12	W 24-0	HOUSTON 45,805
10/19	W 17-10	MIAMI 49,809
10/26	W 42-22	CINCINNATI 50,934
11/2	W 29-7	at Buffalo 45,844
11/9	W 27-3	SAN DIEGO 51,104
11/16	W 34-16	at N.Y. Jets 63,849
11/23	L 24-27	OAKLAND 51,982
11/27	W 31-17	DENVER (Thur.) (Thanksgiving) 48,773
12/7	W 22-19	BUFFALO 47,112
12/13	L 6-10	at Oakland (Sat) 54,443

AFL Divisional Playoff Game		
12/20	W 13-6	at N.Y. Jets (Sat) 62,977


AFL Championship Game		
1/4	W 17-7	at Oakland 54,443

Super Bowl IV		
1/11	W 23-7	Minnesota (New Orleans, LA) 80,562


REGULAR STARTERS

OFFENSE		DEFENSE	
WR	Frank Pitts	LE	Jerry Mays
LT	Jim Tyrer	LT	Curley Culp
LG	Ed Budde	RT	Buck Buchanan
C	E.J. Holub	RE	Aaron Brown
RG	Mo Moorman	LLB	Bobby Bell
RT	Dave Hill	MLB	Willie Lanier
TE	Fred Arbanas	RLB	Jim Lynch
WR	Gloster Richardson	LCB	Jim Marsalis
	Otis Taylor	RCB	Emmitt Thomas
QB	Len Dawson	LS	Jim Kearney
	Mike Livingston	RS	Johnny Robinson
RB	Mike Garrett	P	Jerrrell Wilson
RB	Robert Holmes		
K	Jan Stenerud		

ALL-STAR IN BOLD



AMERICAN FOOTBALL LEAGUE



NATIONAL FOOTBALL LEAGUE

Western Division				Western Conference			
W	L	T	Pct.	W	L	T	Pct.
Oakland	12	1	.923	Los Angeles	11	3	0.786
Kansas City †	11	3	0.786	Baltimore	8	5	1.615
San Diego	8	6	0.571	Atlanta	8	8	0.500
Denver	5	8	1.385	San Francisco	4	8	2.333
Cincinnati	4	9	1.308				

Eastern Division				Central Division				Eastern Conference			
W	L	T	Pct.	W	L	T	Pct.	W	L	T	Pct.
N.Y. Jets	10	4	0.714	Minnesota	12	2	0.857	Dallas	11	2	1.846
Houston †	6	6	2.500	Detroit	9	4	1.692	Washington	7	5	2.583
Boston	4	10	0.286	Green Bay	8	6	0.571	New Orleans	5	9	0.357
Buffalo	4	10	0.286	Chicago	1	13	0.071	Philadelphia	4	9	1.308
Miami	3	10	1.231								

AFL Divisional Playoffs	
Kansas City 13, N.Y. JETS 6	
OAKLAND 56, Houston 7	
AFL Championship	
Kansas City 17, OAKLAND 7	
NFL Championship	
MINNESOTA 27, Cleveland 7	
Super Bowl IV	
Kansas City 23, Minnesota 7	

Century Division			
Cleveland	10	3	1.769
N.Y. Giants	6	8	0.429
St. Louis	4	9	1.308
Pittsburgh	1	13	0.071

TEAM STATISTICS

	CHIEFS	OPP.
TOTAL FIRST DOWNS	258	181
Rushing/Passing/Penalty	129/125/4	53/111/17
TOTAL NET YARDS	4607	3163
Avg. Per Game	329.1	225.9
Total Plays	899	808
Avg. Per Play	5.1	3.9
NET YARDS RUSHING	2220	1091
Avg. Per Game	158.6	77.9
Total Rushes	522	316
Avg. Per Play	4.3	3.5
NET YARDS PASSING	2387	2072
Avg. Per Game	170.5	148.0
Sacked/Yards Lost	26/251	48/419
Gross Yards	2638	2491
Attempts/Completions	351/196	426/200
Pct. of Completions	55.8	46.9
Had Intercepted	20	32
PUNTS/AVERAGE	68/44.4	94/42.6
PUNT RETURNS/YARDS	33/242	43/509
KICKOFF RETURNS/YARDS	41/1090	59/1431
PENALTIES/YARDS	62/757	39/434
FUMBLES/LOST	34/19	25/15
TOUCHDOWNS	40	19
Rushing/Passing	19/16	6/10
Defensive/Kicking Game	2/3	3/0
SAFETIES	0	1

SCORE BY PERIODS	1	2	3	4	Total
CHIEFS TOTAL	81	117	50	111	359
Opp. Total	29	45	36	67	177

INDIVIDUAL STATISTICS

	PASSING							
	Att.	Cmp.	Yds.	Pct.	TD	Int.	LG	Rating
Dawson	166	98	1323	59.0	9	13	55	70.0
Livingston	151	84	1123	52.4	4	6	93	67.6
Lee	20	12	109	60.0	1	1	31	70.6
McVea	3	1	50	33.0	1	0	50	121.5
Flores	1	1	33	100.0	1	0	33	158.3
CHIEFS TOTAL	351	196	2638	55.8	16	20	93	71.5
Opp. Total	426	200	2491	46.9	10	32	80	42.0

	PASS RECEIVING				
	No.	Yds.	Avg.	LG	TD
Garrett	43	432	10.0	41	2
Taylor	41	696	17.0	79	7
Pitts	31	470	15.8	50	2
Holmes	26	266	10.2	33	3
Richardson	23	381	16.6	39	2
Arbanas	16	258	16.1	44	0
Hayes	9	64	7.1	17	0
McVea	7	71	10.1	22	0
CHIEFS TOTAL	196	2638	12.1	93	16
Opp. Total	200	2491	12.5	80	10

	RUSHING				
	No.	Yds.	Avg.	LG	TD
Garrett	168	732	4.4	34	6
Holmes	150	612	4.1	25	2
McVea	106	500	4.7	60	7
Hayes	62	208	3.4	11	4
Livingston	15	102	6.8	39	0
Low	10	33	3.3	18	0
Pitts	5	28	5.6	11	0
Dawson	1	3	3.0	3	0
Lee	1	3	3.0	3	0
Arbanas	1	1	1.0	1	0
Flores	1	0	0.0	0	0
Taylor	2	-2	-1.0	10	0
CHIEFS TOTAL	522	2220	4.3	80	19
Opp. Total	314	1091	3.5	50	8

TEAM LEADERS

Scoring: Jan Stenerud	119 pts;	38 PATs,	27 FGs
INTs: Johnny Robinson	8-158 yds.,	0 TDs	
Punting: Jerral Wilson	68-3022 yds.,	44.4 avg.,	62 LG
Punt Returns: Noland Smith	9-107 yds.,	11.9 avg.,	0 TDs
Kickoff Returns: Warren McVea	13-318 yds.,	24.5 avg.,	0 TDs

HISTORY

1968 KANSAS CITY CHIEFS

Head Coach: Hank Stram

12-2

HISTORY

Preseason Record: 4-1

8/3	W	38-14	at Cincinnati	21,682
8/10	W	13-10	at Minnesota	46,228
8/17	W	13-10	ST. LOUIS	47,462
8/24	W	31-21	OAKLAND	43,769
8/31	L	16-36	at L.A. Rams	54,323

Regular Season Record: 12-2 (1st, tie - AFL West)

9/9	W	26-21	at Houston (Mon.) (N)	45,083
9/15	L	19-20	N.Y. JETS	48,871
9/22	W	34-2	DENVER	45,821
9/28	W	48-3	at Miami (Sat.) (N)	28,501
10/5	W	18-7	at Buffalo (Sat.) (N)	40,748
10/13	W	13-3	CINCINNATI	47,096
10/20	W	24-10	OAKLAND	50,015
10/27	W	27-20	SAN DIEGO	50,344
11/3	L	21-38	at Oakland	53,357
11/10	W	16-9	at Cincinnati	25,537
11/17	W	31-17	BOSTON	48,271
11/28	W	24-10	HOUSTON (Thur.) (Thanksgiving)	48,493
12/8	W	40-3	at San Diego	51,174
12/14	W	30-7	at Denver (Sat.)	38,463

AFL Divisional Playoff Game

12/22	L	6-41	at Oakland	54,444
-------	---	------	------------	--------

REGULAR STARTERS

OFFENSE		DEFENSE	
WR	Frank Pitts	LE	Jerry Mays
LT	Jim Tyrer	LT	Ed Lothamer
LG	Ed Budde	RT	Buck Buchanan
C	E.J. Holub	RE	Aaron Brown
RG	Mo Moorman	LLB	Bobby Bell
RT	Dave Hill	MLB	Willie Lanier
TE	Fred Arbanas	RLB	Jim Lynch
WR	Gloster Richardson	LCB	Emmitt Thomas
	Otis Taylor	RCB	Willie Mitchell
QB	Len Dawson	LS	Jim Kearney
RB	Mike Garrett	RS	Johnny Robinson
RB	Robert Holmes	P	Jerral Wilson
K	Jan Stenerud		

ALL-STARS IN BOLD



AMERICAN FOOTBALL LEAGUE

Western Division

	W	L	T	Pct.
Oakland	12	2	0	.857
Kansas City	12	2	0	.857
San Diego	9	5	0	.643
Denver	5	9	0	.357
Cincinnati	3	11	0	.214

Eastern Division

	W	L	T	Pct.
N.Y. Jets	11	3	0	.786
Houston	7	7	0	.500
Miami	5	8	1	.385
Boston	4	10	0	.286
Buffalo	1	12	1	.077

AFL Western Division Playoff

OAKLAND 41, Kansas City 6

AFL Championship

N.Y. JETS 27, Oakland 23

NFL Championship

Baltimore 34, CLEVELAND 0

Super Bowl III

N.Y. Jets 16, Baltimore 7



NATIONAL FOOTBALL LEAGUE

Western Conference

	W	L	T	Pct.
Coastal Division				
Baltimore	13	1	0	.929
Los Angeles	10	3	1	.769
San Francisco	7	6	1	.538
Atlanta	2	12	0	.143

Central Division

	W	L	T	Pct.
Minnesota	8	6	0	.571
Chicago	7	7	0	.500
Green Bay	6	7	1	.462
Detroit	4	8	2	.333

Eastern Conference

	W	L	T	Pct.
Capitol Division				
Dallas	12	2	0	.857
N.Y. Giants	7	9	0	.500
Washington	5	9	0	.357
Philadelphia	2	12	0	.143

Century Division

	W	L	T	Pct.
Cleveland	10	4	0	.714
St. Louis	9	4	1	.692
New Orleans	4	9	1	.308
Pittsburgh	2	11	1	.154

TEAM STATISTICS

	CHIEFS	OPP.
FIRST DOWNS	223	215
Rushing/Passing/Penalty	123/89/11	52/140/23
TOTAL NET YARDS	4503	4089
Avg. Per Game	321.6	292.1
Total Plays	631	900
Avg. Per Play	5.4	4.5
NET YARDS RUSHING	2227	1266
Avg. Per Game	159.1	90.4
Total Rushes	537	365
Avg. Per Play	4.1	3.5
NET YARDS PASSING	2276	2823
Avg. Per Game	162.6	201.6
Sacked/Yards Lost	24/216	45/439
Gross Yards	2492	3562
Attempts/Completions	270/156	461/214
Pct. of Completions	57.8	46.4
Had Intercepted	11	37
PUNTS/AVERAGE	65/43.3	63/41.8
PUNT RETURNS/YARDS	31/450	31/220
KICKOFF RETURNS/YARDS	38/736	54/1044
PENALTIES/YARDS	66/650	62/555
FUMBLES/LOST	26/16	22/12
TOUCHDOWNS	40	18
Rushing/Passing	16/20	4/14
Defensive/Kicking Game	2/2	0/0
SAFETIES	1	1

SCORE BY PERIODS	1	2	3	4	Total
CHIEFS TOTAL	90	111	74	96	371
Opp. Total	46	57	40	27	170

INDIVIDUAL STATISTICS

	PASSING					
	Att.	Cmp.	Yds.	Pct.	TD	Int
Dawson	224	131	2109	58.5	17	9
Lee	45	25	383	55.6	3	1
Garrett	1	0	0	0.0	0	1
CHIEFS TOTAL	270	156	2492	57.8	20	11
Opp. Total	461	214	3562	46.4	14	37

	PASS RECEIVING					
	No.	Yds.	Avg.	LG	TD	
Garrett	33	359	10.9	43	3	
Pitts	30	655	21.8	90	6	
Richardson	22	494	22.5	92	6	
Taylor	20	420	21.0	67	4	
Holmes	19	201	10.6	43	0	
Hayes	12	108	9.0	22	1	
Arbanas	11	189	17.2	46	0	
McClinton	3	4	-1.3	5	0	
Carolan	2	26	13.0	19	0	
Coan	2	15	7.5	12	0	
Wilson	1	14	14.0	14	0	
Smith	1	15	15.0	15	0	
CHIEFS TOTAL	156	2492	16.0	92	20	
Opp. Total	214	3562	16.6	82	14	

	RUSHING					
	No.	Yds.	Avg.	LG	TD	
Holmes	174	866	5.0	76	7	
Garrett	154	564	3.4	37	3	
Hayes	85	340	4.0	25	4	
Coan	40	160	4.0	24	1	
Pitts	11	107	9.7	28	0	
McClinton	24	107	4.5	19	0	
Taylor	5	41	8.2	30	1	
Dawson	28	40	2.0	22	0	
Arbanas	3	14	4.7	8	0	
Livingston	2	2	1.0	3	0	
Wilson	5	1	0.2	1	0	
Smith	2	-2	-1.0	1	0	
Richardson	1	-3	-3.0	-3	0	
Low	1	-10	-10.0	-10	0	
CHIEFS TOTAL	537	2227	4.1	76	16	
Opp. Total	365	1266	3.5	36	4	

TEAM LEADERS

Scoring: Jan Stenerud	129 pts: 39 PATS, 30 FGs
INTs: Johnny Robinson	6-40 yds, 0 TDs
Punting: Jerral Wilson	63-2841 yds, 45.1 avg., 70 LG
Punt Returns: Roland Smith	18-270 yds, 15.0 avg., 1 TD
Kickoff Returns: Roland Smith	23-549 yds, 23.9 avg, 0 TDs

1967 KANSAS CITY CHIEFS

Head Coach: Hank Stram

9-5

Preseason		Record: 4-1	
8/5	W 24-9	at Houston	36,362
8/12	W 30-17	N.Y. Jets (Birmingham, AL)	53,109
8/19	W 48-0	Oakland (Portland, OR)	13,352
8/23	W 66-24	CHICAGO	33,041
9/1	L 24-44	at L.A. Rams	73,990
Regular Season		Record: 9-5 (2nd - AFL West)	
9/9	W 25-20	at Houston (Sat.) (N)	28,003
9/24	W 24-0	at Miami	36,272
10/1	L 21-23	at Oakland	50,268
10/8	W 41-0	MIAMI	45,291
10/15	L 31-45	at San Diego	45,365
10/22	L 19-24	HOUSTON	46,365
10/29	W 52-9	DENVER	44,002
11/5	W 42-18	N.Y. JETS	46,642
11/12	W 33-10	at Boston	23,010
11/19	L 16-17	SAN DIEGO	46,738
11/23	L 22-44	OAKLAND (Thur.) (Thanksgiving)	44,020
12/3	W 23-13	BUFFALO	41,948
12/10	W 21-7	at N.Y. Jets	62,891
12/17	W 38-24	at Denver	31,660

TEAM STATISTICS

	CHIEFS	OPP			
TOTAL FIRST DOWNS	251	221			
Rushing/Passing/Penalty	116/117/18	73/132/15			
TOTAL NET YARDS	4490	3944			
Avg. Per Game	320.7	281.7			
Total Plays	872	843			
Avg. Per Play	5.1	4.7			
NET YARDS RUSHING	2018	1405			
Avg. Per Game	144.1	100.5			
Total Rushes	462	343			
Avg. Per Play	4.4	4.1			
NET YARDS PASSING	2472	2536			
Avg. Per Game	176.6	181.1			
Sacked/Yards Lost	32/301	38/354			
Gross Yards	2773	2536			
Attempts/Completions	382/213	462/229			
Pct. of Completions	55.8	49.5			
Had Intercepted	19	31			
PUNTS/AVERAGE	61/41.3	60/42.3			
PUNT RETURNS/YARDS	33/245	31/331			
KICKOFF RETURNS/YARDS	53/1245	55/1207			
PENALTIES/YARDS	68/660	76/747			
FUMBLES/LOST	2/8	27/11			
TOUCHDOWNS	49	30			
Rushing/Passing	18/26	10/13			
Defensive/Kicking Game	4/1	6/1			
SAFETIES	1	0			
SCORE BY PERIODS	1	2	3	4	Total
CHIEFS TOTAL	87	143	83	95	408
Opp. Total	61	91	36	66	254

REGULAR STARTERS

OFFENSE		DEFENSE	
WR	Chris Burford	LE	Jerry Mays
LT	Jim Tyrer	LT	Andy Rice
LG	Ed Budde		Ed Lothamer
C	Jon Gilliam	RT	Buck Buchanan
RG	Curt Merz	RE	Chuck Hurston
RT	Dave Hill	LLB	Bobby Bell
TE	Fred Arbanas	MLB	Sherrill Headrick
WR	Gloster Richardson	RLB	E.J. Holub
	Otis Taylor	LCB	Emmitt Thomas
QB	Len Dawson	RCB	Willie Mitchell
RB	Mike Garrett	LS	Bobby Hunt
RB	Curtis McClinton	RS	Johnny Robinson
K	Jan Stenerud	P	Jerral Wilson
			Wayne Walker

ALL-STARS IN BOLD



AMERICAN FOOTBALL LEAGUE

Western Division			
W	L	T	Pct.
Oakland	13	1	0.929
Kansas City	9	5	0.643
San Diego	8	5	0.615
Denver	3	11	0.214
Eastern Division			
W	L	T	Pct.
Houston	9	4	0.692
N.Y. Jets	8	5	0.615
Buffalo	4	10	0.286
Miami	5	8	0.385
Boston	3	10	0.231

AFL Championship
OAKLAND 40, Houston 7

NFL Championship
GREEN BAY 21, Dallas 17

Super Bowl II
Green Bay 33, Oakland 14



NATIONAL FOOTBALL LEAGUE

Western Conference			
W	L	T	Pct.
Coastal Division	11	1	2.917
Los Angeles	11	1	2.917
Baltimore	7	7	0.500
San Francisco	1	12	0.077
Atlanta	1	12	0.077
Central Division			
W	L	T	Pct.
Green Bay	9	4	0.692
Chicago	7	6	0.538
Detroit	5	7	0.417
Minnesota	3	8	0.273
Eastern Conference			
W	L	T	Pct.
Capital Division	9	5	0.643
Dallas	9	5	0.643
Philadelphia	6	7	0.462
Washington	5	6	0.455
New Orleans	3	11	0.214
Century Division			
W	L	T	Pct.
Cleveland	9	5	0.643
N.Y. Giants	7	7	0.500
St. Louis	6	7	0.462
Pittsburgh	4	9	0.308

INDIVIDUAL STATISTICS

	PASSING							
	Alt.	Cmp.	Yds.	Pct.	TD	Int	LG	Rating
Dawson	357	206	2651	57.7	24	17	71	83.5
Lee	19	6	105	31.6	1	2	29	29.6
Garrett	4	1	17	25.0	1	0	17	84.4
Others	2	0	0	0.0	0	0	0	39.6
CHIEFS TOTAL	382	213	2773	55.8	26	26	71	73.2
Opp. Total	462	229	2536	49.6	13	31	76	47.7
	PASS RECEIVING							
	No.	Yds.	Avg.	LG	TD			
Taylor	59	958	16.2	71	11			
Garrett	48	261	5.7	34	1			
McClinton	26	219	8.4	25	1			
Burford	25	389	15.6	55	3			
Arbanas	20	295	14.8	43	5			
G. Thomas	13	99	7.6	27	2			
Richardson	12	312	26.0	56	2			
Coan	5	41	8.2	24	0			
Pitts	4	131	32.8	59	1			
Carolan	2	26	13.0	23	0			
N. Smith	1	42	42.0	42	0			
CHIEFS TOTAL	213	2773	13.0	71	26			
Opp. Total	229	2536	11.1	76	13			
	RUSHING							
	No.	Yds.	Avg.	LG	TD			
Garrett	236	1067	4.6	58	9			
McClinton	97	392	4.0	34	2			
Coan	63	275	4.4	38	4			
G. Thomas	35	133	3.8	19	1			
Dawson	20	68	3.4	24	0			
Taylor	5	29	5.8	24	1			
Pitts	3	19	6.3	15	1			
Wilson	1	10	10.0	10	0			
N. Smith	1	8	8.0	8	0			
Lee	1	-3	-3.0	-3	0			
CHIEFS TOTAL	462	2018	4.5	58	18			
Opp. Total	343	1408	4.1	67	10			
TEAM LEADERS								
Scoring:	Jan Stenerud	108	pts: 45 PATs, 21 FGs					
INTs:	Fletcher Smith	6	150 yds., 0 TDs					
Punting:	Jerral Wilson	41	1739 yds., 42.4 avg., 59 LG					
Punt Returns:	Noland Smith	26	212 yds., 8.2 avg., 0 TDs					
Kickoff Returns:	Noland Smith	41	1148 yds., 28.0 avg., 1 TD					

HISTORY

1966 KANSAS CITY CHIEFS

Head Coach: Hank Stram

11-2-1

HISTORY

Preseason		Record: 4-0	
8/6	W 32-30	at Denver	17,771
8/12	W 33-0	at Miami	34,277
8/20	W 31-21	San Diego (Anaheim, CA)	36,038
8/27	W 31-20	HOUSTON	25,270

Regular Season		Record: 11-2-1 (1st - AFL West)	
9/11	W 42-20	at Buffalo	42,023
9/18	W 32-10	at Oakland	50,746
9/25	W 43-24	at Boston	22,641
10/2	L 14-29	BUFFALO	43,885
10/8	W 37-10	DENVER (Sat.) (N.)	33,929
10/16	L 13-34	OAKLAND	33,057
10/23	W 56-10	at Denver	26,196
10/30	W 48-23	HOUSTON	31,676
11/6	W 24-14	SAN DIEGO	40,986
11/13	W 34-16	MIAMI	34,063
11/20	T 27-27	BOSTON	41,475
11/27	W 32-24	at N.Y. Jets	60,318
12/11	W 19-18	at Miami	17,881
12/18	W 27-17	at San Diego	26,348

AFL Championship Game		
1/1	W 31-7 at Buffalo	42,080

Super Bowl I		
1/15	L 10-35 Green Bay (Los Angeles, CA)	61,946

REGULAR STARTERS

OFFENSE		DEFENSE	
WR	Chris Burford	LE	Jerry Mays
LT	Jim Tyrer	LT	Andy Rice
LG	Ed Budde		Ed Lothamer
C	Jon Gilliam	RT	Buck Buchanan
	Wayne Frazier	RE	Chuck Hurston
RG	Curt Merz	LLB	Bobby Bell
RT	Dave Hill	MLB	Sherrill Headrick
TE	Fred Arbanas	RLB	E.J. Holub
WR	Otis Taylor	LCB	Fred Williamson
QB	Len Dawson	RCB	Willie Mitchell
RB	Mike Garrett	SS	Bobby Hunt
RB	Curtis McCClinton	FS	Johnny Robinson
K	Mike Mercer	P	Jerrel Wilson
	Tommy Brooker		

ALL-STAR IN BOLD



AMERICAN FOOTBALL LEAGUE

Western Division

	W	L	T	Pct.
Kansas City	11	2	1	.846
Oakland	8	5	1	.615
San Diego	7	6	1	.538
Denver	4	10	0	.286

Eastern Division

	W	L	T	Pct.
Buffalo	9	4	1	.692
Boston	8	4	2	.667
N.Y. Jets	6	6	2	.500
Houston	3	11	0	.214
Miami	3	11	0	.214

AFL Championship

Kansas City 31, BUFFALO 7

NFL Championship

Green Bay 34, DALLAS 27

Super Bowl I

Green Bay 35, Kansas City 10



NATIONAL FOOTBALL LEAGUE

Western Conference

	W	L	T	Pct.
Green Bay	12	2	0	.857
Baltimore	9	5	0	.643
Los Angeles	8	6	0	.571
San Francisco	6	6	2	.500
Chicago	5	7	2	.417
Detroit	4	9	1	.308
Minnesota	4	9	1	.308

Eastern Conference

	W	L	T	Pct.
Dallas	10	3	1	.769
Cleveland	9	5	0	.643
Philadelphia	9	5	0	.643
St. Louis	8	5	1	.615
Washington	7	7	0	.500
Pittsburgh	5	8	1	.385
Atlanta	3	11	0	.214
N.Y. Giants	1	12	1	.077

TEAM STATISTICS

	CHIEFS	OPP.
TOTAL FIRST DOWNS	266	222
Rushing/Passing/Penalty	106/140/20	75/125/22
TOTAL NET YARDS	5114	3970
Avg. Per Game	365.3	283.6
Total No. Plays	846	873
Avg. Per Play	6.0	4.6
NET YARDS RUSHING	2274	1356
Avg. Per Game	162.4	96.9
Total Rushes	439	353
Avg. Per Play	5.2	3.8
NET YARDS PASSING	2840	2614
Avg. Per Game	202.9	186.7
Sacked/Yards Lost	30/283	26/262
Gross Yards	3123	2616
Attempts/Completions	377/199	494/226
Pct. of Completions	52.8	45.8
Had Intercepted	15	33
PUNTS/AVERAGE	62/43.8	69/41.3
PUNT RETURNS/YARDS	31/276	36/359
KICKOFF RETURNS/YARDS	54/1114	84/2045
PENALTIES/YARDS	61/680	56/592
FUMBLES/LOST	21/16	21/6
TOUCHDOWNS	55	32
Rushing/Passing	19/31	10/18
Defensive/Kicking Game	3/2	2/2
SAFETIES	0	0

SCORE BY PERIODS	1	2	3	4	Total
CHIEFS TOTAL	158	80	94	116	448
Opp. Total	33	115	50	78	276

INDIVIDUAL STATISTICS

	PASSING							
	Att.	Cmp.	Yds.	Pct.	TD	Int.	LG	Rating
Dawson	284	159	2527	56.0	26	10	89	101.9
Beathard	394	90	578	43.3	4	4	77	61.3
Coan	1	1	18	100.0	1	0	18	158.3
Garrett	1	0	0	0.0	0	0	0	39.6
Taylor	1	0	0	0.0	0	1	0	0.0
CHIEFS TOTAL	377	199	3123	52.8	31	15	89	91.3
Opp. Total	494	226	2616	45.8	18	33	76	46.3

	PASS RECEIVING				
	No.	Yds.	Avg.	LG	TD
Taylor	58	1297	22.4	89	8
Burford	58	758	13.1	38	8
Arbanas	22	305	13.9	36	4
McClinton	19	285	15.0	68	5
Coan	18	131	7.3	20	2
Garrett	15	175	11.7	36	1
Carolan	7	154	22.0	45	3
Pitts	1	11	11.0	11	0
Wilson	1	7	7.0	7	0
CHIEFS TOTAL	199	3123	14.2	89	31
Opp. Total	226	2614	11.5	76	18

	RUSHING				
	No.	Yds.	Avg.	LG	TD
Garrett	147	801	5.5	77	6
McClinton	140	540	3.9	49	4
Coan	96	521	5.4	57	7
Dawson	24	167	7.0	18	0
Beathard	20	152	7.6	52	1
G. Thomas	7	53	7.6	28	1
Taylor	2	33	16.5	19	0
Wilson	3	7	2.3	5	0
CHIEFS TOTAL	439	2274	5.2	77	19
Opp. Total	353	1356	3.8	41	20

TEAM LEADERS

Scoring: Mike Mercer	93 pts: 33 PATs, 20 FGs
INTs: Johnny Robinson	10-136 yds., 1 TD
Bobby Hunt	10-113 yds., 0 TDs
Punting: Jerrel Wilson	62-2715 yds., 43.8 avg., 69 LG
Punt Returns: Mike Garrett	17-139 yds., 8.2 avg., 1 TD
Kickoff Returns: Emmitt Thomas	29-673 yds., 23.2 avg., 0 TDs

1965 KANSAS CITY CHIEFS

Head Coach: Hank Stram



Preseason		Record: 3-2	
8/7 W	30-24	at Denver	17,077
8/15 L	10-31	SAN DIEGO	13,132
8/22 L	6-23	at Oakland	13,592
8/28 W	18-16	Buffalo (Wichita, KS)	8,630
9/4 W	34-7	BOSTON	15,157
Regular Season		Record: 7-5-2 (3rd - AFL West)	
9/12 L	10-37	at Oakland	18,659
9/18 W	14-10	at N.Y. Jets (Sat.) (N)	53,658
9/26 T	10-10	at San Diego	28,126
10/3 W	27-17	BOSTON	26,773
10/10 W	31-23	at Denver	31,001
10/17 L	7-23	BUFFALO	26,941
10/24 L	36-38	at Houston	34,670
10/31 W	14-7	OAKLAND	18,354
11/7 L	10-13	N.Y. JETS	25,523
11/14 W	31-7	SAN DIEGO	21,968
11/21 T	10-10	at Boston	13,056
11/28 W	52-21	HOUSTON	16,459
12/12 L	25-34	at Buffalo	40,298
12/19 W	45-35	DENVER	14,421

TEAM STATISTICS


	CHIEFS	OPP
FIRST DOWNS	228	200
Rushing/Passing/Penalty	101/119/8	67/112/24
TOTAL NET YARDS	4290	3749
Avg. Per Game	306.4	267.6
Total Plays	833	847
Avg. Per Play	5.2	4.4
NET YARDS RUSHING	1736	1366
Avg. Per Game	124.0	97.6
Total Rushes	417	383
Avg. Per Play	4.2	3.6
NET YARDS PASSING	2554	2457
Avg. Per Game	182.4	175.5
Sacked/Yards Lost	343	299
Gross Yards	2897	2756
Attempts/Completions	409/200	438/203
Pct. of Completions	48.9	46.3
Had Intercepted	20	20
PUNTS/AVERAGE	72/44.6	82/44.3
PUNT RETURNS/YARDS	35/422	29/14.9
KICKOFF RETURNS/YARDS	46/1043	55/1182
PENALTIES/YARDS	70/728	60/623
FUMBLES/LOST	33/21	25/13
TOUCHDOWNS	40	34
Rushing/Passing	15/22	14/18
Defensive/Kicking Game	2/1	0/2
SAFETIES	0	0

SCORE BY PERIODS	1	2	3	4	Total
CHIEFS TOTAL	90	81	37	114	322
Opp. Total	33	64	76	112	285

REGULAR STARTERS

OFFENSE		DEFENSE	
WR	Chris Burford	LE	Jerry Mays
LT	Jim Tyrer	LT	Ed Lothamer
LG	Ed Budde	RT	Buck Buchanan
C	Jon Gilliam	RE	Mel Branch
RG	Curt Merz	LLB	Bobby Bell
RT	Dave Hill	MLB	Sherill Headrick
TE	Fred Arbanas	RLB	E.J. Holub
WR	Frank Jackson	LCB	Fred Williamson
QB	Len Dawson	RCB	Willie Mitchell
RB	Mack Lee Hill	LS	Bobby Hunt
RB	Curtis McClinton	RS	Johnny Robinson
K	Tommy Brooker	P	Jerrel Wilson

ALL-STARTS IN BOLD



AMERICAN FOOTBALL LEAGUE				
Western Division				
W	L	T	Pct.	
San Diego	9	2	3	.818
Oakland	8	5	1	.615
Kansas City	7	5	2	.583
Denver	4	10	0	.286
Eastern Division				
W	L	T	Pct.	
Buffalo	10	3	1	.769
N.Y. Jets	5	8	1	.385
Boston	4	8	2	.333
Houston	4	10	0	.286

NFL Western Conference Playoff
GREEN BAY 13, Baltimore 10 OT

AFL Championship

Buffalo 23, SAN DIEGO 0

NFL Championship

GREEN BAY 23, Cleveland 12



NATIONAL FOOTBALL LEAGUE				
Western Conference				
W	L	T	Pct.	
Green Bay	10	3	1	.769
Baltimore	10	3	1	.769
Chicago	9	5	0	.643
San Francisco	7	6	1	.538
Minnesota	7	7	0	.500
Detroit	6	7	1	.462
Los Angeles	4	10	0	.286

Eastern Conference

W	L	T	Pct.	
Cleveland	11	3	0	.786
Dallas	7	7	0	.500
N.Y. Giants	7	7	0	.500
Washington	6	8	0	.429
Philadelphia	5	9	0	.357
St. Louis	5	9	0	.357
Pittsburgh	2	12	0	.143

INDIVIDUAL STATISTICS

	PASSING									
	Att.	Cmp.	Yds.	Pct.	TD	Int	LG	Rating		
Dawson	305	163	2262	53.4	21	14	67	81.3		
Beathard	89	36	632	40.5	1	6	73	41.1		
McClinton	15	0	0	0	0	0	0	39.6		
CHIEFS TOTAL	395	199	2543	50.4	22	20	73	68.3		
Opp. Total	438	203	2457	46.3	18	20	66	58.6		

	PASS RECEIVING				
	No.	Yds.	Avg.	LG	TD
Burford	47	575	12.2	57	6
McClinton	37	590	15.9	69	3
Jackson	28	440	15.7	73	1
Taylor	26	446	17.2	48	5
Arbanas	24	418	17.4	67	4
Hill	21	264	12.6	46	1
Coan	9	85	9.4	23	2
Carolan	6	65	10.8	14	0
Pitts	1	11	11.0	11	0
CHIEFS TOTAL	199	2894	14.5	73	22
Opp. Total	203	2457	12.1	66	18

	RUSHING				
	No.	Yds.	Avg.	LG	TD
McClinton	175	661	3.8	48	6
Hill	125	627	5.0	68	2
Dawson	43	142	3.3	40	2
Coan	45	137	3.0	21	1
Beathard	25	138	5.5	26	4
Taylor	2	17	8.5	15	0
Jackson	1	26	26.0	26	0
Wilson	2	4	2.0	3	0
CHIEFS TOTAL	418	1752	4.2	66	15
Opp. Total	383	1365	3.6	48	14

TEAM LEADERS

Scoring: Tommy Brooker	76 pts: 37 PATs, 13 FGs
INTs: Fred Williamson	6-89 yds, 0 TDs
Punting: Jerrel Wilson	69-3132 yds, 45.4 avg, 64 LG
Punt Returns: Willie Mitchell	19-242 yds, 12.7 avg, 1 TD
Kickoff Returns: Bert Coan	19-479 yds, 25.2 avg, 0 TDs

HISTORY

1964 KANSAS CITY CHIEFS

Head Coach: Hank Stram



TEAM STATISTICS

	CHIEFS	OPP.
TOTAL FIRST DOWNS	244	204
Rushing/Passing/Penalty	88/142/14	76/117/11
TOTAL NET YARDS	4710	3935
Avg. Per Game	336.4	281.1
Total Plays	871	856
Avg. Per Play	5.4	4.6
NET YARDS RUSHING	1839	1315
Avg. Per Game	131.4	93.9
Total Rushes	411	387
Avg. Per Play	4.5	3.4
NET YARDS PASSING	2871	2620
Avg. Per Game	205.1	187.1
Sacked/Yards Lost	44/450	28/279
Gross Yards	3321	2899
Attempts/Completions	412/228	443/218
Pct. of Completions	55.3	49.2
Had Intercepted	21	28
PUNTS/AVERAGE	78/42.6	78/40.7
PUNT RETURNS/YARDS	40/377	32/242
KICKOFF RETURNS/YARDS	58/1244	62/1449
PENALTIES/YARDS	56/604	47/460
FUMBLES/LOST	37/19	30/19
TOUCHDOWNS	49	38
Rushing/Passing	14/32	9/25
Defensive/Rickling Game	3/0	4/0
SAFETIES	0	0

SCORE BY PERIODS	1	2	3	4	Total
CHIEFS TOTAL	60	106	106	94	366
Opp. Total	70	72	84	80	306

REGULAR STARTERS

OFFENSE		DEFENSE	
WR	Chris Burford	LE	Bobby Bell
LT	Jim Tyrer	LT	Jerry Mays
LG	Ed Budde	RT	Buck Buchanan
C	Jon Gilliam	RE	Mel Branch
RG	Al Reynolds	LLB	E.J. Holub
	Curt Merz	MLB	Sherrill Headrick
RT	Dave Hill	RLB	Walt Corey
TE	Fred Arbanas	LCB	Duane Wood
WR	Frank Jackson	RCB	Dave Grayson
QB	Len Dawson	SS	Bobby Hunt
RB	Mack Lee Hill	FS	Johnny Robinson
	Jack Spikes	P	Jerrel Wilson
RB	Curtis McClinton		
K	Tommy Brooker		

ALL-STAR IN BOLD

INDIVIDUAL STATISTICS

	PASSING							
	Att.	Cmp.	Yds.	Pct.	TD	Int	LG	Rating
Dawson	354	199	2879	56.2	30	18	72	89.9
E. Wilson	47	25	392	53.2	1	1	55	79.4
Beathard	9	4	50	44.4	1	2	22	59.7
Haynes	1	0	0	0.0	0	0	0	39.6
Spikes	1	0	0	0.0	0	0	0	39.6
CHIEFS TOTAL	412	228	2871	55.3	32	21	72	82.0
Opp. Total	443	218	2620	49.2	25	28	82	65.3

	PASS RECEIVING							
	No.	Yds.	Avg.	LG	TD			
Jackson	62	943	15.2	72	9			
Burford	51	675	13.2	55	7			
Haynes	38	562	14.8	59	3			
Arbanas	34	666	20.2	68	8			
M. Hill	19	144	7.6	34	2			
McClinton	13	221	17.0	66	2			
Spikes	5	17	3.4	6	0			
Carlson	3	54	18.0	25	1			
Coan	2	8	4.0	4	0			
J. Wilson	1	11	11.0	11	0			
CHIEFS TOTAL	228	3321	14.5	72	32			
Opp. Total	218	2620	12.0	82	25			

	RUSHING				
	No.	Yds.	Avg.	LG	TD
Haynes	137	713	5.2	80	4
M. Hill	105	567	5.4	71	4
McClinton	72	252	3.5	30	1
Spikes	34	113	3.3	13	0
Dawson	39	95	2.4	18	2
Coan	11	56	5.1	37	2
Beathard	4	43	10.8	41	0
Jackson	2	5	2.5	12	0
E. Wilson	6	5	0.8	8	1
J. Wilson	1	-10	-10.0	-10	0
CHIEFS TOTAL	411	1839	4.5	80	14
Opp. Total	387	1315	3.4	50	9

TEAM LEADERS

Scoring: Tommy Brooker..... 70 pts; 46 PATs, 8 FGs
 INTs: Dave Grayson..... 7-187 yds., 0 TDs
 Bobby Hunt..... 7-133 yds., 1 TD
 Punting: Jerrel Wilson..... 78-3326 yds., 42.6 avg., 70 LG
 Punt Returns: Willie Mitchell..... 18-167 yds., 9.3 avg., 0 TDs
 Kickoff Returns: Dave Grayson..... 30-679 yds., 22.6 avg., 0 TDs

HISTORY

AMERICAN FOOTBALL LEAGUE

Western Division

	W	L	T	Pct.
San Diego	8	5	1	.615
Kansas City	7	7	0	.500
Oakland	5	7	2	.471
Denver	2	11	1	.154

Eastern Division

	W	L	T	Pct.
Buffalo	12	2	0	.857
Boston	10	3	1	.769
N.Y. Jets	5	8	1	.385
Houston	4	10	0	.286

AFL Championship

BUFFALO 20, San Diego 7

NFL Championship

CLEVELAND 27, Baltimore 0

NATIONAL FOOTBALL LEAGUE

Western Conference

	W	L	T	Pct.
Baltimore	12	2	0	.857
Green Bay	8	5	1	.615
Minnesota	8	5	1	.615
Detroit	7	5	2	.583
Los Angeles	5	7	2	.417
Chicago	5	9	0	.357
San Francisco	4	10	0	.286

Eastern Conference

	W	L	T	Pct.
Cleveland	10	3	1	.769
St. Louis	9	3	2	.750
Philadelphia	6	8	0	.429
Washington	6	8	0	.429
Dallas	5	8	1	.385
Pittsburgh	5	9	0	.357
N.Y. Giants	2	10	2	.167

1963 KANSAS CITY CHIEFS

Head Coach: Hank Stram

5-7-2

Preseason		Record: 3-2	
8/3	L 14-26	at San Diego	25,862
8/9	W 17-13	BUFFALO	5,721
8/17	W 35-21	Oakland (Seattle, WA)	13,500
8/23	W 30-16	DENVER	6,865
8/30	L 17-23	HOUSTON (Wichita, KS)	11,000

Regular Season		Record: 5-7-2 (3rd - AFL West)	
9/7	W 59-7	at Denver (Sat.) (N)	21,115
9/22	T 27-27	at Buffalo	33,487
9/29	L 10-24	at San Diego	22,654
10/6	W 28-7	HOUSTON	27,801
10/13	L 26-35	BUFFALO	25,519
10/20	L 17-38	SAN DIEGO	30,107
10/27	L 7-28	at Houston	26,331
11/3	L 7-10	at Oakland	18,919
11/8	L 7-22	OAKLAND (Fri.) (N)	24,897
11/17	T 24-24	at Boston	17,270
12/1	L 0-17	at N.Y. Jets	18,824
12/8	W 52-21	DENVER	17,443
12/14	W 35-3	BOSTON (Sat.)	12,598
12/22	W 48-0	N.Y. JETS	12,202

REGULAR STARTERS

OFFENSE		DEFENSE	
WR	Chris Burford	LE	Bobby Bell
LT	Jim Tyrer	LT	Buck Buchanan
LG	Marvin Terrell		Paul Rochester
C	Jon Gilliam	RT	Jerry Mays
RG	Al Reynolds	RE	Mel Branch
	Curt Merz	LLB	E.J. Holub
RT	Dave Hill	MLB	Sherrill Headrick
	Charlie Diamond	RLB	Walt Corey
TE	Fred Arbanas	LCB	Duane Wood
WR	Frank Jackson	RCB	Dave Grayson
QB	Len Dawson	LS	Bobby Hunt
RB	Abner Haynes	RS	Johnny Robinson
RB	Curtis McClinton	P	Jerrel Wilson
K	Tommy Brooker		

ALL-STARS IN BOLD



AMERICAN FOOTBALL LEAGUE

Western Division

	W	L	T	Pct.
San Diego	11	3	0	.786
Oakland	10	4	0	.714
Kansas City	5	7	2	.417
Denver	2	11	1	.154

Eastern Division

	W	L	T	Pct.
Boston	7	6	1	.583
Buffalo	7	6	1	.583
Houston	6	8	0	.429
N.Y. Jets	5	8	1	.385

AFL Eastern Division Playoff

Boston 26, BUFFALO 8

AFL Championship

SAN DIEGO 51, Boston 10

NFL Championship

CHICAGO 14, N.Y. Giants 10



NATIONAL FOOTBALL LEAGUE

Western Conference

	W	L	T	Pct.
Chicago	11	1	2	.917
Green Bay	11	2	1	.846
Baltimore	8	6	0	.571
Detroit	5	8	1	.385
Minnesota	5	8	1	.385
Los Angeles	5	9	0	.357
San Francisco	2	12	0	.143

Eastern Conference

	W	L	T	Pct.
N.Y. Giants	11	3	0	.786
Cleveland	10	4	0	.714
St. Louis	9	5	0	.643
Pittsburgh	7	4	3	.636
Dallas	4	10	0	.286
Washington	3	11	0	.214
Philadelphia	2	10	2	.167

TEAM STATISTICS

	CHIEFS	OPP.
TOTAL FIRST DOWNS	250	228
Rushing/Passing/Penalty	94/141/15	83/130/15
TOTAL NET YARDS	4346	4187
Avg. Per Game	310.6	299.1
Total Plays	672	656
Avg. Per Play	5.0	4.9
NET YARDS RUSHING	1687	1558
Avg. Per Game	121.2	111.3
Total Rushes	400	397
Avg. Per Play	4.2	3.9
NET YARDS PASSING	2651	2629
Avg. Per Game	189.4	187.8
Sacked/Yards Lost	34/332	35/300
Gross Yards	2983	2629
Attempts/Completions	439/231	428/218
Pct. of Completions	52.6	50.9
Had Intercepted	22	26
PUNTS/AVERAGE	62/43.1	70/40.2
PUNT RETURNS/YARDS	26/259	32/345
KICKOFF RETURNS/YARDS	47/1166	55/1322
PENALTIES/YARDS	52/605	47/411
FUMBLES/LOST	27/16	29/19
TOUCHDOWNS	46	33
Rushing/Passing	12/30	12/18
Defensive/Kicking Game	2/2	2/1
SAFETIES	1	2

SCORE BY PERIODS	1	2	3	4	Total
CHIEFS TOTAL	79	72	109	87	347
Opp. Total	29	107	51	76	263

INDIVIDUAL STATISTICS

	PASSING							
	Att.	Cmp.	Yds.	Pct.	TD	Int	LG	Rating
Dawson	352	190	2389	54.0	26	19	82	77.8
E. Wilson	82	39	537	47.6	3	2	46	71.4
McClinton	2	1	33	50.0	1	0	33	135.4
Haynes	2	1	24	50.0	0	0	24	93.8
Spikes	1	0	0	0.0	0	1	0	0.0
CHIEFS TOTAL	439	231	2651	52.6	30	22	82	72.9
Opp. Total	428	218	2629	50.9	18	25	89	58.7

	PASS RECEIVING				
	No.	Yds.	Avg.	LG	TD
Burford	68	824	12.1	69	9
Jackson	50	785	15.7	82	8
Arbanas	34	373	11.0	40	6
Haynes	33	470	14.2	73	2
McClinton	27	301	11.1	46	3
Spikes	11	125	11.4	30	1
Coan	2	35	17.5	31	0
Brooker	2	32	16.0	16	0
J. Wilson	2	21	10.5	15	0
D. Johnson	2	17	8.5	11	1
CHIEFS TOTAL	231	2983	12.9	82	30
Opp. Total	218	2629	12.1	89	18

	RUSHING				
	No.	Yds.	Avg.	LG	TD
McClinton	142	568	4.0	36	3
Haynes	99	352	3.6	46	4
Dawson	37	272	7.4	43	2
Spikes	84	257	3.1	15	2
Coan	17	100	5.9	51	0
Jackson	3	52	17.3	25	1
E. Wilson	8	45	5.6	21	0
J. Wilson	9	41	4.6	12	0
Burford	1	10	10.0	10	0
CHIEFS TOTAL	400	1687	4.2	51	12
Opp. Total	397	1558	3.9	76	12

TEAM LEADERS

Scoring: Chris Burford	56 pts: 9 TDs, 1 PAT (2 pt)
INTs: Bobby Hunt	6-228 yds., 0 TDs
Punting: Jerrel Wilson	61-2628 yds., 43.1 avg., 72 LG
Punt Returns: Frank Jackson	11-95 yds., 8.6 avg., 0 TDs
Kickoff Returns: Dave Grayson	20-564 yds., 28.2 avg., 1 TD

HISTORY

1962 DALLAS TEXANS

Head Coach: Hank Stram



TEAM STATISTICS

Preseason		Record: 2-3	
8/4 W	13-3	Oakland (Lithonia, GA)	8,000
8/11 L	0-17	at San Diego	28,555
8/18 W	22-6	Oakland (Midland, TX)	10,000
8/24 L	24-27 OT	Denver (Ft. Worth, TX)	18,000
8/31 L	31-34	Houston (Miami, FL)	27,530
Regular Season		Record: 11-3 (1st - AFL West)	
9/8 W	42-28	BOSTON (Sat.) (N)	32,000
9/23 W	26-16	at Oakland	12,500
9/30 W	41-21	BUFFALO	25,500
10/7 L	28-32	at San Diego	23,092
10/12 W	27-7	at Boston (Fri.) (N)	23,874
10/21 W	20-17	N.Y. TITANS	17,814
10/28 W	31-7	at Houston	31,750
11/4 L	6-14	HOUSTON	29,017
11/11 W	52-31	at N.Y. Titans	13,275
11/18 W	24-3	at Denver	23,523
11/25 W	35-7	OAKLAND	13,557
12/2 L	14-23	at Buffalo	35,261
12/9 W	17-10	DENVER	19,137
12/16 W	26-17	SAN DIEGO	18,384
AFL Championship Game			
12/23 W	20-17 2 OT	at Houston	37,981


	TEXANS	OPP
TOTAL FIRST DOWNS	259	239
Rushing/Passing/Penalty	119/125/15	76/143/20
TOTAL NET YARDS	4862	3951
Avg. Per Game	347.3	282.2
Total Plays	840	848
Avg. Per Play	5.8	4.7
NET YARDS RUSHING	2407	1250
Avg. Per Game	171.9	89.3
Total Rushes	479	351
Avg. Per Play	5.0	3.6
NET YARDS PASSING	2455	2701
Avg. Per Game	175.4	192.9
Sacked/Yards Lost	37/369	27/252
Gross Yards	2824	2953
Attempts/Completions	322/195	469/239
Pct. of Completions	60.6	51.0
Had Intercepted	17	32
PUNTS/AVERAGE	54/36.1	55/41.1
PUNT RETURNS/YARDS	27/236	26/219
KICKOFF RETURNS/YARDS	37/955	72/1592
PENALTIES/YARDS	66/644	74/650
FUMBLES/LOST	26/14	32/17
TOUCHDOWNS	50	29
Rushing/Passing	21/29	14/13
Defensive/Kicking Game	0/0	1/1
SAFETIES	0	0

SCORE BY PERIODS	1	2	3	4	Total
TEXANS TOTAL	103	96	61	129	389
Opp. Total	45	72	59	57	233

REGULAR STARTERS

OFFENSE		DEFENSE	
WR	Chris Burford	LE	Curt Merz
LT	Jim Tyrer	LT	Paul Rochester
LG	Marvin Terrell	RT	Jerry Branch
C	Jon Gilliam	RE	Mel Branch
RG	Al Reynolds	LLB	E.J. Holub
RT	Charlie Diamond	MLB	Sherrill Hedrick
TE	Fred Arbanas	RLB	Wall Corey
WR	Frank Jackson	LCB	Duane Wood
QB	Len Dawson	RCB	Dave Grayson
RB	Abner Haynes	RS	Bobby Hunt
RB	Curtis McClinton	LS	Johnny Robinson
K	Tommy Brooker	P	Eddie Wilson

ALL-STARS IN BOLD



AMERICAN FOOTBALL LEAGUE				
Western Division				
	W	L	T	Pct.
Dallas	11	3	0	.786
Denver	7	7	0	.500
San Diego	4	10	0	.286
Oakland	1	13	0	.071
Eastern Division				
	W	L	T	Pct.
Houston	11	3	0	.786
Boston	9	4	1	.692
Buffalo	7	6	1	.583
N.Y. Titans	5	9	0	.357



NATIONAL FOOTBALL LEAGUE				
Western Conference				
	W	L	T	Pct.
Green Bay	13	1	0	.929
Detroit	11	3	0	.786
Chicago	9	5	0	.643
Baltimore	7	7	0	.500
San Francisco	6	8	0	.429
Minnesota	2	11	1	.154
Los Angeles	1	12	1	.077
Eastern Conference				
	W	L	T	Pct.
N.Y. Giants	12	2	0	.857
Pittsburgh	9	5	0	.643
Cleveland	7	6	1	.538
Washington	5	7	2	.417
Dallas	5	8	1	.385
St. Louis	4	9	1	.308
Philadelphia	3	10	1	.231

INDIVIDUAL STATISTICS

	PASSING							
	Att.	Cmp.	Yds.	Pct.	TD	Int	LG	Rating
Dawson	310	189	2759	61.0	29	17	92	88.4
Wilson	11	6	65	54.5	0	0	22	72.1
Haynes	1	0	0	0.0	0	0	0	39.6
TEXANS TOTAL	322	195	2455	60.6	29	17	92	82.3
Opp. Total	469	239	2701	51.0	13	32	62	49.6

	PASS RECEIVING						
	No.	Yds.	Avg.	LG	TD		
Burford	45	645	14.4	49	12		
Haynes	39	573	14.7	78	6		
Arbanas	29	469	16.2	47	6		
McClinton	29	333	11.5	24	0		
Miller	23	277	12.0	39	0		
Jackson	10	177	17.7	17	62	1	
Spikes	10	132	13.2	35	1		
Saxton	5	64	12.8	33	0		
Brooker	4	138	34.5	92	3		
Robinson	1	16	16.0	16	0		
TEXANS TOTAL	195	2824	14.5	92	29		
Opp. Total	239	2701	11.3	62	13		

	RUSHING				
	No.	Yds.	Avg.	LG	TD
Haynes	221	1049	4.8	71	13
McClinton	111	604	5.4	69	2
Dawson	38	252	6.6	22	3
Jackson	47	251	5.3	35	3
Spikes	57	232	4.1	17	0
Burford	1	13	13.0	13	0
Wilson	1	5	5.0	5	0
Saxton	3	1	0.3	9	0
TEXANS TOTAL	479	2407	5.0	71	21
Opp. Total	351	1250	3.6	49	16

TEAM LEADERS

Scoring: Abner Haynes	114 pts.	19 TDs, 0 PATS
INTS: Bobby Hunt	8-101 yds., 0 TDs	
Punting: Eddie Wilson	47-1691 yds., 36.0 avg., 52 LG	
Punt Returns: Frank Jackson	11-117 yds., 10.6 avg., 0 TDs	
Kickoff Returns: Dave Grayson	18-535 yds., 29.7 avg., 0 TDs	

1961 DALLAS TEXANS

Head Coach: Hank Stram



Preseason Record: 4-1

8/5 W 39-28	N.Y. Titans (Cobb Stadium, Dallas)	20,500
8/12 W 31-13	Denver (Midland, TX)	10,000
8/18 W 35-26	at Buffalo	33,376
8/25 W 29-27	Denver (Ft. Worth, TX)	20,000
9/3 L 10-31	at San Diego	15,232

Regular Season Record: 6-8 (2nd - AFL West)

9/10 L 10-26	SAN DIEGO	24,500
9/24 W 42-35	at Oakland	6,700
10/1 W 26-21	HOUSTON	28,000
10/6 W 19-12	at Denver	14,500
10/15 L 24-27	at Buffalo	20,678
10/22 L 7-38	at Houston	23,228
10/29 L 17-18	BOSTON	20,500
11/3 L 21-28	at Boston (Fri.) (N)	25,063
11/12 L 20-30	BUFFALO	15,000
11/19 L 14-24	at San Diego	33,788
11/26 W 43-11	OAKLAND	14,500
12/3 L 7-28	at N.Y. Titans	14,117
12/10 W 49-21	DENVER	8,000
12/17 W 35-24	N.Y. TITANS	12,500

TEAM STATISTICS

	TEXANS	OPP.
TOTAL FIRST DOWNS	247	248
Rushing/Passing/Penalty	112/122/13	89/139/20
TOTAL NET YARDS	4759	4302
Avg. Per Game	339.9	307.3
Total Plays	862	884
Avg. Per Play	5.5	4.9
NET YARDS RUSHING	2183	1525
Avg. Per Game	155.9	108.9
Total Rushes	439	410
Avg. Per Play	5.0	3.7
NET YARDS PASSING	2576	3077
Avg. Per Game	184.0	219.8
Sacked/Yards Lost	24/239	34/300
Gross Yards	2815	3377
Attempts/Completions	399/177	439/219
Pct. of Completions	44.4	49.9
Had Intercepted	27	25
PUNTS/AVERAGE	62/40.0	63/41.7
PUNT RETURNS/YARDS	26/219	17/176
KICKOFF RETURNS/YARDS	53/1465	65/1249
PENALTIES/YARDS	99/875	62/619
FUMBLES/LOST	32/18	31/18
TOUCHDOWNS	45	44
Rushing/Passing	23/18	18/21
Defensive/Kicking Game	1/1	2/3
SAFETIES	0	0

SCORE BY PERIODS	1	2	3	4	Total
TEXANS TOTAL	77	87	87	83	334
Opp. Total	36	127	41	139	343

REGULAR STARTERS

OFFENSE		DEFENSE	
WR	Chris Burford	LE	Paul Miller
LT	Charlie Diamond	LT	Paul Rochester
LG	Sid Fournet	RT	Ray Collins
C	Jim Barton	RE	Mel Branch
RG	Bill Krisher	LLB	E.J. Holub
RT	Jerry Cornelison	MLB	Sherrill Headrick
TE	Max Boydstrum	RLB	Smokey Stover
QB	Cotton Davidson	RLB	Walt Corey
LHB	Abner Haynes	LCB	Duane Wood
FB	Jack Spikes	RCB	Dave Webster
RHB	Johnny Robinson	LS	Don Flynn
K	Jack Spikes	RS	Jimmy Harris
		P	Cotton Davidson

ALL-STAR IN BOLD



AMERICAN FOOTBALL LEAGUE

Western Division

	W	L	T	Pct.
San Diego	12	2	0	.857
Dallas	6	8	0	.429
Denver	3	11	0	.214
Oakland	2	12	0	.143

Eastern Division

	W	L	T	Pct.
Houston	10	3	1	.769
Boston	9	4	1	.692
N.Y. Titans	7	7	0	.500
Buffalo	6	8	0	.429

AFL Championship

Houston 10, SAN DIEGO 3

NFL Championship

GREEN BAY 37, N.Y. Giants 0



NATIONAL FOOTBALL LEAGUE

Western Conference

	W	L	T	Pct.
Green Bay	11	3	0	.785
Detroit	8	5	1	.615
Baltimore	8	6	0	.571
Chicago	8	6	0	.571
San Francisco	7	6	1	.538
Los Angeles	4	10	0	.286
Minnesota	3	11	0	.214

Eastern Conference

	W	L	T	Pct.
N.Y. Giants	10	3	1	.769
Philadelphia	10	4	0	.714
Cleveland	8	5	1	.615
St. Louis	7	7	0	.500
Pittsburgh	6	8	0	.429
Dallas	4	9	1	.308
Washington	1	12	1	.077

INDIVIDUAL STATISTICS

	PASSING							
	Att.	Cmp.	Yds.	Pct.	Td.	Int	LG	Rating
Davidson	330	151	2445	45.8	17	23	71	59.3
Duncan	67	25	361	37.3	3	4	47	41.9
Jackson	2	1	9	50.0	0	1	9	22.9
TEXANS TOTALS	399	177	2576	44.4	18	27	71	52.7
Opp. Total	439	219	2777	49.9	20	25	80	61.6

	PASS RECEIVING				
	No.	Yds.	Avg.	LG	TD
Burford	51	850	16.7	54	5
Robinson	35	601	17.2	71	5
Haynes	34	558	16.4	69	3
Dickinson	14	209	14.9	48	2
Jackson	13	171	13.2	52	2
Boydston	12	167	13.9	24	1
Spikes	8	136	17.0	46	0
Romeo	7	89	12.7	20	0
Pricer	2	21	10.5	11	0
Barnes	1	13	13.0	13	0
TEXANS TOTALS	177	2815	14.6	71	18
Opp. Total	219	2777	12.7	80	20

	RUSHING				
	No.	Yds.	Avg.	LG	TD
Haynes	179	841	4.7	59	9
Jackson	65	386	5.9	49	3
Spikes	39	334	8.6	74	5
Dickinson	71	263	3.7	65	3
Robinson	52	200	3.9	45	2
Davidson	21	123	5.9	40	1
Duncan	5	42	8.5	19	0
Pricer	5	13	2.6	5	0
Gilliam	1	-6	-6.0	-6	0
Burford	1	-13	-13.0	-13	0
TEXANS TOTALS	439	2183	4.9	74	23
Opp. Total	410	1525	3.7	87	18

TEAM LEADERS

Scoring: Jack Spikes	54 pts: 5 TDs, 10 PATs, 4 FGs
INTs: David Webster	5-50 yds., 0 TDs
Punting: Cotton Davidson	61-2479 yds., 40.6 avg., 62 LG
Punt Returns: Abner Haynes	19-196 yds., 10.3 avg., 0 TDs
Kickoff Returns: Dave Grayson	16-453 yds., 28.3 avg., 0 TDs

HISTORY

1960 DALLAS TEXANS

Head Coach: Hank Stram



Preseason Record: 6-0

7/31 W 20-13	at Oakland	13,000
8/6 W 27-10	Houston (Tulsa, OK)	12,000
8/14 W 24-14	at Boston	11,000
8/20 W 38-14	N.Y. Titans (Ablene, TX)	8,000
8/27 W 48-0	Denver (Little Rock, AR)	5,500
9/2 W 24-3	HOUSTON	51,000

Regular Season Record: 8-6 (2nd - AFL West)

9/10 L 20-21	at L.A. Chargers (Sat.) (N.)	17,724
9/16 W 34-16	at Oakland (Fri.) (N.)	8,021
9/25 W 17-0	L.A. CHARGERS	42,000
10/2 L 35-37	N.Y. TITANS	37,500
10/9 L 19-20	OAKLAND	21,000
10/16 L 10-20	at Houston	19,026
10/30 W 17-14	at Denver	13,102
11/6 W 45-28	at Buffalo	19,610
11/13 W 34-7	DENVER	21,000
11/18 L 14-42	at Boston (Fri.) (N.)	14,721
11/24 L 35-41	at N.Y. Titans	14,344
12/4 W 24-0	HOUSTON	20,000
12/11 W 34-0	BOSTON	12,000
12/18 W 24-7	BUFFALO	18,000

REGULAR STARTERS

OFFENSE		DEFENSE	
WR Chris Burford	LE Paul Miller	LT Walter (Buffalo) Napier	RT Ray Collins
LG Sid Fournet	RE Mel Branch	LLB E.J. Holub	MLB Sherrill Headrick
C Jim Barton	TE Bob Bryant	RCB David Webster	RB Smokey Stover
RG Bill Krisher	Max Boydstrum	Walt Corey	LCB Duane Wood
RT Jerry Cornelison	QB Cotton Davidson	LHB Abner Haynes	RCB David Webster
TE Max Boydstrum	LHB Abner Haynes	FB Jack Spikes	LS Don Flynn
QB Cotton Davidson	RHB Johnny Robinson	K Jack Spikes	RS Jimmy Harris
LHB Abner Haynes	P Cotton Davidson		

ALL-AFL IN BOLD*

*As selected by The Sporting News. No AFL All-Star game was played following the league's initial season in 1960.



AMERICAN FOOTBALL LEAGUE

Western Division

	W	L	T	Pct.
L.A. Chargers	10	4	0	.714
Dallas	8	6	0	.571
Oakland	6	8	0	.429
Denver	4	9	1	.308

Eastern Division

	W	L	T	Pct.
Houston	10	4	0	.714
N.Y. Titans	7	7	0	.500
Buffalo	5	8	1	.385
Boston	5	9	0	.357

AFL Championship

HOUSTON 24, L.A. Chargers 16

NFL Championship

PHILADELPHIA 17, Green Bay 13



NATIONAL FOOTBALL LEAGUE

Western Conference

	W	L	T	Pct.
Green Bay	8	4	0	.667
Detroit	7	5	0	.583
San Francisco	7	5	0	.583
Baltimore	6	6	0	.500
Chicago	5	6	1	.455
L.A. Rams	4	7	1	.364
Dallas	0	11	1	.000

Eastern Conference

	W	L	T	Pct.
Philadelphia	10	2	0	.833
Cleveland	8	3	1	.727
N.Y. Giants	6	4	2	.600
St. Louis	6	5	1	.545
Pittsburgh	5	6	1	.455
Washington	1	9	2	.100

TEAM STATISTICS

	TEXANS	OPP
TOTAL FIRST DOWNS	272	253
Rushing/Passing/Penalty	119/136/17	76/147/30
TOTAL NET YARDS	4645	3982
Avg. Per Game	331.8	284.4
Total Plays	918	924
Avg. Per Play	5.1	4.3
NET YARDS RUSHING	1814	980
Avg. Per Game	123.6	70.0
Total Rushes	483	421
Avg. Per Play	3.8	2.3
*NET YARDS PASSING	2634	2644
Avg. Per Game	188.1	188.9
Yards Lost Att. to Pass	197	358
Gross Yards	2831	3002
Attempts/Completions	435/209	503/281
Pct. of Completions	48.0	51.9
Had Intercepted	19	32
PUNTS/AVERAGE	61/38.3	79/36.9
PUNT RETURNS/YARDS	33/496	27/151
KICKOFF RETURNS/YARDS	41/845	55/1330
PENALTIES/YARDS	80/743	59/569
FUMBLES/LOST	30/18	34/16
TOUCHDOWNS	46	35
Rushing/Passing	24/16	14/19
Defensive/Kicking Game	5/1	1/1
SAFETIES	0	0

SCORE BY PERIODS

	1	2	3	4	Total
TEXANS TOTAL	61	106	68	127	362
Opp. Total	69	68	59	57	253

*Reflects yards lost attempting to pass

INDIVIDUAL STATISTICS

	PASSING							
	Att.	Cmp.	Yds.	Pct.	TD	Int.	LG	Rating
Davidson	379	179	2474	47.2	15	16	74	64.5
Enis	54	30	357	55.6	1	2	39	66.9
Haynes	1	0	0	0.0	0	0	0	39.6
Robinson	1	0	0	0.0	0	1	0	0.0
TEXANS TOTALS	435	209	2831	48.0	16	19	74	63.2
Opp. Total	406	209	2703	51.5	11	27	46	83.8

PASS RECEIVING

	No.	Yds.	Avg.	LG	TD
Haynes	55	576	10.5	34	3
Burford	46	789	17.2	57	5
Robinson	41	511	14.9	74	4
Boydston	29	357	12.3	25	3
Spikes	11	158	14.4	25	0
Johnson	10	174	17.4	36	1
Bernet	4	49	12.3	15	0
Dickinson	3	38	12.7	21	0
Davidson	1	-1	-1.0	-1	0
TEXANS TOTALS	209	2831	13.5	74	16
Opp. Total	261	3002	11.5	46	19

RUSHING

	No.	Yds.	Avg.	LG	TD
Haynes	156	875	5.6	67	9
Robinson	98	458	4.7	49	4
Spikes	115	457	4.0	36	5
Dickinson	35	143	4.1	31	1
Johnson	23	43	1.9	6	1
*Enis	12	-12	-1.0	11	3
*Davidson	31	-122	-3.9	7	1
Others	13	-28	-2.2	—	0
TEXANS TOTALS	483	1814	3.8	67	24
Opp. Total	421	980	2.3	33	14

*Yards lost attempting to pass (sack yards) were counted as negative rushing yards during the AFL's inaugural season.

TEAM LEADERS

Scoring: Jack Spikes	103 pts: 5 TDs, 34 PATs, 13 FGs
INTs: David Webster	6-156 yds., 2 TDs
Punting: Cotton Davidson	58-2287 yds., 39.4 avg., 62 LG
Punt Returns: Abner Haynes	14-215 yds., 15.4 avg., 0 TDs
Kickoff Returns: Abner Haynes	19-434 yds., 22.8 avg., 0 TDs

ALL-TIME ATTENDANCE

HOME ATTENDANCE

Year	Preseason	Regular Season	Total
1960	51,000	171,500	222,500
1961	20,500	123,000	143,500
1962	(none)	155,409	155,409
1963	12,856	150,567	163,423
1964	28,653	126,881	155,534
1965	28,289	150,449	178,738
1966	25,270	259,071	284,341
1967	33,041	315,006	348,047
1968	91,231	338,911	430,142
1969	75,300	345,519	420,819
1970	38,341	354,481	392,822
1971	111,796	351,705	463,501
1972	312,428	509,291	821,719
1973	282,747	459,519	742,266
1974	167,384	413,714	581,098
1975	148,068	424,265	572,333
1976	120,281	378,011	498,292
1977	121,931	357,393	479,324
1978	81,976	342,863	424,839
1979	76,792	451,583	528,375
1980	77,934	410,486	488,420
1981	83,649	506,634	590,283
1982	82,205	123,042	205,247
1983	66,955	379,794	446,749
1984	67,304	396,051	463,355
1985	73,780	360,158	433,938
1986	69,978	385,335	455,313
1987	83,051	282,018	365,069
1988	68,830	406,249	475,079
1989	77,925	487,056	564,981
1990	83,254	560,193	643,447
1991	113,358	598,094	711,452
1992	137,038	581,924	718,962
1993	146,580	606,222	752,802
1994	145,846	613,870*	759,716
1995	147,036	625,936*	772,972
1996	151,499	610,617*	762,116
1997	149,698	610,192*	759,890
1998	140,580	589,038**	729,618
1999	151,444	629,545**	780,989
2000	151,802	631,365	783,167
2001	153,348	617,488	770,836
2002	146,916	625,503	772,419
2003	149,464	627,840	777,304
2004	151,514	623,008	774,522
TOTALS	4,698,872	18,895,296	23,594,168

HOME PLAYOFF GAMES: 1971 - Miami (50,374);
 1991 - L.A. Raiders (75,827); 1993 - Pittsburgh (74,515);
 1995 - Indianapolis (77,594); 1997 - Denver (76,965);
 2003 - Indianapolis (79,159).

TOTAL HOME PLAYOFF ATTENDANCE: 434,434
 SUPER BOWL I ATTENDANCE (Jan. 15, 1967): 61,946
 SUPER BOWL IV ATTENDANCE (Jan. 11, 1970): 80,998
 TOTAL 20-GAME PLAYOFF ATTENDANCE: 1,311,648

*Led NFL **Led NFL in paid attendance

Note: Paid attendance became NFL standard in '98.

AWAY ATTENDANCE

Year	Preseason	Regular Season	Total
1960	49,500	110,321	159,821
1961	78,608	138,111	216,719
1962	92,085	163,727	255,812
1963	50,362	151,391	201,753
1964	65,806	175,302	241,108
1965	39,299	219,668	258,967
1966	90,175	248,153	338,328
1967	176,813	277,459	454,272
1968	122,233	282,863	405,096
1969	151,825	312,502	464,327
1970	333,210	355,837	689,047
1971	161,265	417,131	578,396
1972	98,976	424,802	523,778
1973	106,954	344,453	451,407
1974	88,716	320,672	409,388
1975	110,785	325,951	436,736
1976	79,098	326,374	405,472
1977	85,572	369,485	455,057
1978	93,496	432,554	526,050
1979	93,572	414,784	508,356
1980	68,687	397,275	465,962
1981	69,384	455,301	524,685
1982	86,511	290,799	377,310
1983	98,973	414,394	513,367
1984	52,944	483,068	536,012
1985	77,616	452,300	529,916
1986	78,250	470,670	548,920
1987	116,326	375,074	491,400
1988	55,730	415,291	471,021
1989	119,871	448,002	567,873
1990	105,722	446,789	552,511
1991	86,391	483,397	569,788
1992	92,454	451,620	544,074
1993	98,567	511,814	610,381
1994	136,499	544,122	680,621
1995	76,971	511,326	588,297
1996	96,239	462,935	559,174
1997	119,147	532,485	651,632
1998	146,670	516,071	662,741
1999	102,937	495,686	598,623
2000	132,283	483,907	616,190
2001	114,086	503,189	617,275
2002	112,147	540,674	652,821
2003	127,591	536,032	663,623
2004	137,633	527,270	665,353
TOTALS	4,677,979	17,561,481	22,239,460

AWAY PLAYOFF GAMES: 1962 - Houston (37,981);
 1966 - Buffalo (42,080); 1968 - Oakland (54,444);
 1969 - N.Y. Jets (62,977); Oakland (54,443);
 1986 - N.Y. Jets (69,307); 1990 - Miami (67,276);
 1991 - Buffalo (80,182); 1992 - San Diego (58,278);
 1993 - Houston (64,011); Buffalo (76,642);
 1994 - Miami (67,487).

TOTAL AWAY PLAYOFF ATTENDANCE: 734,270

HISTORY

ATTENDANCE RECORDS

LARGEST CROWD - REGULAR SEASON

Home - Chiefs vs. Seattle
 October 2, 2000 - 82,893*
 Chiefs vs. Oakland
 November 5, 1972 - 82,094

Away - Chiefs at Cleveland
 October 8, 1972 - 83,819

LARGEST CROWD - POSTSEASON

Chiefs vs. Vikings at New Orleans
 January 11, 1970 - 80,998

LARGEST CROWD - PRESEASON

Chiefs vs. Dallas at Arrowhead
 September 2, 1972 - 79,592

*Arrowhead Stadium Attendance: 78,502; Kauffman Stadium Attendance: 4,391

HOME/AWAY RECORDS

HOME RECORD

Year	W	L	T	Pct.	Year	W	L	T	Pct.	Year	W	L	T	Pct.
1960	5	2	0	.714	1975	3	4	0	.429	1990	6	2	0	.750
1961	4	3	0	.571	1976	1	6	0	.143	1991	6	2	0	.750
1962	6	1	0	.857	1977	1	6	0	.143	1992	7	1	0	.875
1963	4	3	0	.571	1978	3	5	0	.375	1993	7	1	0	.875
1964	4	3	0	.571	1979	3	5	0	.375	1994	5	3	0	.625
1965	5	2	0	.714	1980	3	5	0	.375	1995	8	0	0	1.000
1966	4	2	1	.643	1981	5	3	0	.625	1996	5	3	0	.625
1967	4	3	0	.571	1982	2	2	0	.500	1997	8	0	0	1.000
1968	6	1	0	.857	1983	5	3	0	.625	1998	5	3	0	.625
1969	6	1	0	.857	1984	5	3	0	.625	1999	6	2	0	.750
1970	4	1	2	.727	1985	5	3	0	.625	2000	5	3	0	.625
1971	7	0	0	1.000	1986	6	2	0	.750	2001	3	5	0	.375
1972	3	4	0	.429	1987	3	4	0	.429	2002	6	2	0	.750
1973	5	1	1	.786	1988	4	4	0	.500	2003	8	0	0	1.000
1974	1	6	0	.143	1989	5	3	0	.625	2004	4	4	0	.500

ROAD RECORD

Year	W	L	T	Pct.	Year	W	L	T	Pct.	Year	W	L	T	Pct.
1960	3	4	0	.429	1975	2	5	0	.286	1990	5	3	0	.625
1961	2	5	0	.286	1976	4	3	0	.571	1991	4	4	0	.500
1962	5	2	0	.714	1977	1	6	0	.143	1992	3	5	0	.375
1963	1	4	2	.286	1978	1	7	0	.125	1993	4	4	0	.500
1964	3	4	0	.429	1979	4	4	0	.500	1994	4	4	0	.500
1965	2	3	2	.429	1980	5	3	0	.625	1995	5	3	0	.625
1966	7	0	0	1.000	1981	4	4	0	.500	1996	4	4	0	.500
1967	5	2	0	.714	1982	1	4	0	.286	1997	5	3	0	.625
1968	6	1	0	.857	1983	1	7	0	.125	1998	2	6	0	.250
1969	5	2	0	.714	1984	3	5	0	.375	1999	3	5	0	.375
1970	3	4	0	.429	1985	1	7	0	.125	2000	2	6	0	.250
1971	3	3	1	.500	1986	4	4	0	.500	2001	3	5	0	.375
1972	5	2	0	.714	1987	1	7	0	.125	2002	2	6	0	.250
1973	2	4	1	.357	1988	0	7	1	.063	2003	5	3	0	.625
1974	4	3	0	.571	1989	3	4	1	.438	2004	3	5	0	.375

45-YEAR TOTALS

	W	L	T	Pct.		W	L	T	Pct.
Home Games	211	122	4	.638	Playoff Games — Home	2	4	0	.333
Road Games	145	186	8	.440	Playoff Games — Road	5	7	0	.417
Regular Season Totals	356	308	12	.536	Super Bowls	1	1	0	.500
Regular and Postseason Totals	364	320	12	.532	Postseason Totals	8	12	0	.400

CHIEFS VS. AFC WEST

Year	Den	Oak/L.A.	S.D.	Sea	Home	Away	Total
1970	1-1	0-1-1	1-1	—	2-0-1	0-3	2-3-1
1971	2-0	1-0-1	1-1	—	3-0	1-1-1	4-1-1
1972	2-0	—	1-1	—	2-1	2-1	4-2
1973	1-1	1-1	2-0	—	3-0	1-2	4-2
1974	1-1	0-2	1-1	—	0-3	2-1	2-4
1975	1-1	1-1	1-1	—	1-2	1-2	3-3
1976	0-2	0-2	1-1	—	0-3	*2-2	*2-5
1977	0-2	0-2	1-1	0-1	0-4	1-2	1-6
1978	0-2	0-2	1-1	0-2	1-3	0-4	1-7
1979	0-2	2-0	0-2	0-2	2-2	2-2	4-4
1980	2-0	1-1	0-2	1-1	1-3	3-1	4-4
1981	1-1	2-0	2-0	2-0	3-1	2-2	5-3
1982	1-0	0-1	0-0	0-0	1-1	1-0	2-1
1983	1-1	0-2	0-2	1-1	2-2	0-4	2-6
1984	1-1	0-2	2-0	1-1	3-1	1-3	4-4
1985	0-2	1-1	1-1	1-1	3-1	0-4	3-5
1986	1-1	1-1	2-0	1-1	3-1	2-2	5-3
1987	0-2	1-1	1-1	1-1	3-1	0-4	3-5
1988	1-1	0-2	0-2	1-1	2-2	0-4	2-6
1989	0-2	1-1	0-2	2-0	2-2	1-3	3-5
1990	1-1	2-0	0-2	0-2	3-1	2-2	5-3
1991	0-2	2-0	2-0	2-0	3-1	3-1	6-2
1992	1-1	1-1	2-0	2-0	4-0	2-2	6-2
1993	1-1	2-0	2-0	2-0	4-0	3-1	7-1
1994	1-1	2-0	0-2	1-1	2-2	2-2	4-4
1995	2-0	2-0	2-0	2-0	4-0	4-0	8-0
1996	1-1	1-1	0-2	2-0	3-1	1-3	4-4
1997	1-1	2-0	2-0	2-0	4-0	3-1	7-1
1998	0-2	2-0	1-1	1-1	3-1	1-3	4-4
1999	2-0	1-1	1-1	0-2	2-2	2-2	4-4
2000	2-0	0-2	1-1	2-0	3-1	2-2	5-3
2001	1-1	0-2	2-0	1-1	3-1	1-3	4-4
2002	0-2	—	1-1	—	2-1	0-3	2-4
2003	1-1	2-0	2-0	—	3-0	2-1	5-1
2004	1-1	2-0	0-2	—	2-1	1-2	3-3

*Includes a win over Tampa Bay, who was an AFC West member in '76.

NOTE: Chart begins in 1970 when AFC West was formed with AFL-NFL merger.
Includes only regular season contests.



CHIEFS ON MONDAY NIGHT FOOTBALL



RECORD: 20-14 (.588)

9/28/70	@ Baltimore	W	44-24
10/18/71	PITTSBURGH	W	38-16
12/6/71	@ San Francisco	W	26-17
9/25/72	@ New Orleans	W	20-17
10/29/73	@ Buffalo	L	14-23
11/12/73	CHICAGO	W	19-7
11/18/74	@ Denver	W	42-34
9/11/75	@ Dallas	W	34-31
9/20/76	OAKLAND	L	21-24
10/3/77	OAKLAND	L	28-37
9/12/83	SAN DIEGO	L	14-17
9/17/90	@ Denver	L	23-24
9/16/91	@ Houston	L	7-17
10/7/91	BUFFALO	W	33-6
10/28/91	L.A. RAIDERS	W	24-21
9/28/92	L.A. RAIDERS	W	27-7
9/20/93	DENVER	W	15-7

11/8/93	GREEN BAY	W	23-16
10/17/94	@ Denver	W	31-28
12/12/94	@ Miami	L	28-45
10/9/95	SAN DIEGO	W	29-23 (OT)
12/11/95	@ Miami	L	6-13
10/7/96	PITTSBURGH	L	7-17
12/9/96	@ Oakland	L	7-26
9/8/97	@ Oakland	W	28-27
11/3/97	PITTSBURGH	W	13-10
10/26/98	PITTSBURGH	L	13-20
11/16/98	DENVER	L	7-30
10/2/00	SEATTLE	W	24-17
12/4/00	@ New England	L	24-30
10/20/03	@ Oakland	W	17-10
10/4/04	@ Baltimore	W	27-24
11/22/04	NEW ENGLAND	L	19-27
12/13/04	@ Tennessee	W	49-38

CHIEFS IN OTHER PRIMETIME

CONTESTS

RECORD: 21-10 (.677)

THURSDAY: 4-2 (.667)

9/12/85	L.A. RAIDERS	W	36-20
10/17/96	SEATTLE	W	34-16
10/16/97	SAN DIEGO	W	31-3
10/21/99	@ Baltimore	W	35-8
10/25/01	INDIANAPOLIS	L	28-35
11/29/01	PHILADELPHIA	L	10-23

FRIDAY: 2-4 (.333)

9/16/60	@ Oakland	W	34-16
11/18/60	@ Boston	L	14-42
11/3/61	@ Boston	L	21-28
10/12/62	@ Boston	W	27-7
11/8/63	OAKLAND	L	7-22
10/23/64	@ Boston	L	7-24

SATURDAY: 8-1 (.889)

9/10/60	@ L.A. Chargers	L	20-21
9/8/62	BOSTON	W	42-28
9/7/63	@ Denver	W	59-7
12/14/63	BOSTON	W	35-3
9/18/65	@ N.Y. Jets	W	14-10
10/8/66	DENVER	W	37-10
9/9/67	@ Houston	W	25-20
9/28/68	@ Miami	W	48-3
10/5/68	@ Buffalo	W	18-7

SUNDAY: 7-3 (.700)

10/25/92	PITTSBURGH	L	3-27
11/22/92	@ Seattle	W	24-14
12/26/93	@ Minnesota	L	10-30
9/18/94	@ Atlanta	W	30-10
11/6/94	L.A. RAIDERS	W	13-3
11/19/95	HOUSTON	W	20-13
9/6/98	OAKLAND	W	28-8
10/4/98	SEATTLE	W	17-6
10/26/03	BUFFALO	W	38-5
9/12/04	@ Denver	L	24-34

HISTORY

CHIEFS IN OVERTIME

Over the past 45 seasons the Chiefs/Texans have played in three playoff overtime games (2-1 record) and 23 regular season overtime affairs (10-11-2 mark). The NFL instituted a 15:00 overtime period for regular season contests in 1974.

Date	Flip Winner	W/L	Score	Time Elapsed
12/23/63*	Texans#	W	Texans 20, OILERS 17	17:54
12/25/71+	Chiefs	L	Dolphins 27, CHIEFS 24	22:40
11/23/75	Lions	W	CHIEFS 24, Lions 21	6:44
10/17/76	Chiefs	W	Chiefs 20, DOLPHINS 17	14:48
9/24/78	Broncos	W	Broncos 23, CHIEFS 17	13:28
11/12/78	Chiefs	L	CHARGERS 29, Chiefs 23	15:00
11/8/81	Bears	L	Bears 16, CHIEFS 13	13:07
10/23/83	Chiefs	W	Chiefs 13, OILERS 10	7:41
11/27/83	Seahawks	L	SEAHAWKS 51, Chiefs 48	1:46
12/6/87	Bengals	L	BENGALS 30, Chiefs 27	9:44
10/2/88	Chiefs	T	Chiefs 17, Jets 17	15:00
11/19/89	Browns	T	Chiefs 10, BROWNS 10	15:00
12/8/91	Chiefs	W	CHIEFS 20, Chargers 17	11:26
9/20/92	Chiefs	L	OILERS 23, Chiefs 20	1:55
1/8/93**	Chiefs	W	CHIEFS 27, Steelers 24	11:03
12/4/94	Broncos	L	Broncos 20, CHIEFS 17	12:12
9/10/95	Chiefs	W	CHIEFS 20, Giants 17	7:49
9/17/95	Chiefs	W	CHIEFS 23, Raiders 17	4:27
10/9/95	Chargers	W	CHIEFS 29, Chargers 23	7:27
9/28/97	Seahawks	W	CHIEFS 20, Seahawks 17	13:04
1/2/00	Raiders	L	Raiders 41, CHIEFS 38	3:13
9/14/00	Titans	L	TITANS 17, Chiefs 14	3:54
12/16/01	Broncos	W	CHIEFS 26, Broncos 23	9:04
9/22/02	Patriots	L	PATRIOTS 41, Chiefs 38	4:36
10/20/02	Broncos	L	Broncos 37, CHIEFS 34	2:57
10/12/03	Chiefs	W	Chiefs 40, PACKERS 34	6:18

* 1962 AFL Championship Game

Texans captain Abner Haynes elected to "kick to the clock"

+ 1971 AFC Divisional Playoff Game (longest game in NFL history)

** 1993 AFC Wild Card Playoff Game.

Home Team in all CAPS



St. Louis Cardinals (1968-87)

Overall: 16-7-2

Regular Season: 2-1-1

Preseason: 14-6-1

8/17/68	ST. LOUISW	13-10
8/28/69	@ St. LouisW	31-21
9/12/70	ST. LOUISL	24-30
11/22/70*	ST. LOUIST	6-6
9/4/71	ST. LOUIST	17-17
8/12/72	ST. LOUISW	24-14
9/7/73	@ St. LouisW	16-7
9/6/74	ST. LOUISW	21-16
12/1/74*	@ St. LouisW	17-13
8/9/75	ST. LOUISL	3-10
9/3/76	@ St. LouisL	14-31
9/10/77	ST. LOUISW	37-20
8/26/78	ST. LOUISL	7-12
8/18/79	ST. LOUISW	20-3
8/23/80	@ St. LouisW	20-10
11/23/80*	@ St. LouisW	21-13
8/22/81	ST. LOUISL	3-16
9/4/82	@ St. LouisW	10-16
8/20/83	ST. LOUISW	17-16
10/2/83	ST. LOUISW	38-14

GOVERNOR'S CUP SERIES

Dating back to the '68 preseason, the Chiefs have faced their in-state rivals from St. Louis in 35 "Governor's Cup" contests. From '68-'87, Kansas City faced the St. Louis Cardinals every preseason and also met the Cardinals in regular season play four times while that franchise was stationed on Missouri's "Eastern Shore" before it moved to Arizona for the start of the '88 campaign. After the Rams moved to St. Louis in '95, the "Governor's Cup" series was renewed during the '96 preseason. Since the Rams relocation to the "Show-Me State," Kansas City owns a perfect 3-0 record against their in-state, I-70 foes.

8/10/84	@ St. LouisL	10-14
8/31/85	ST. LOUISW	17-13
8/16/86	@ St. LouisW	27-26
11/23/86*	@ St. LouisL	14-23
9/6/87**	St. LouisW	13-10

St. Louis Rams (1996-present)

Overall: 6-4

Regular Season: 3-0

Preseason: 3-4

8/17/96	ST. LOUISL	30-34
8/22/97	@ St. LouisL	13-14
10/26/97*	@ St. LouisW	28-20
8/28/98	@ St. LouisL	6-10
10/22/00*	ST. LOUISW	54-34
8/31/01	@ St. LouisL	17-21
8/30/02	ST. LOUISW	23-16
12/8/02*	ST. LOUISW	49-10
8/28/03	@ St. LouisW	22-6
8/23/04	ST. LOUISW	24-7

*Denotes regular season game.

**At Memphis, Tennessee.



THANKSGIVING DAY GAMES

The Chiefs have played on Thanksgiving Day eight times during the franchise's 46-year history. Kansas City hosted a trio of Thanksgiving Day games at Municipal Stadium during the club's final three seasons as a member of the American Football League. The Chiefs have participated in five Thanksgiving Day outings since the AFL-NFL merger. In the team's most recent Thanksgiving Day contest at Detroit (11/28/96), Hall of Fame RB Marcus Allen became the NFL's all-time leader in rushing TDs, registering his 111th ground score on a one-yard run to bypass RB Walter Payton's previous record. Allen added his 112th rushing TD in the fourth quarter to provide the decisive points in a 28-24 victory. Although Allen's all-time rushing TD record was subsequently surpassed by RB Emmitt Smith, Allen's record-breaking performance remains one of the most memorable Thanksgiving moments in Chiefs history.

11/23/67	OAKLANDL	22-44	11/26/81	@ DetroitL	10-27
11/28/68	HOUSTONW	24-10	11/26/87	@ DetroitW	27-20
11/27/69	DENVERW	31-17	11/23/95	@ DallasL	12-24
11/25/71	@ DetroitL	21-32	11/28/96	@ DetroitW	28-24

HOMES OF THE CHIEFS

ARROWHEAD STADIUM 1972-PRESENT



Arrowhead Stadium, present home of the Kansas City Chiefs, is one of the finest facilities in the NFL. It is part of the Harry S Truman Sports Complex, which also includes 42,000-seat Kauffman Stadium, home of the Kansas City Royals baseball club. Since its dedication on August 12, 1972, for a preseason game vs. the St. Louis Cardinals, 20,031,062 spectators have passed through Arrowhead's turnstiles. After 23 seasons of artificial turf, Arrowhead sported a grass playing surface for the first time in '94.

Location: 22nd and Brooklyn
Kansas City, Missouri

Preseason Record: 11-3-1 (.767)
Regular Season Record: 44-16-3 (.722)
Postseason Record: 0-1-0 (.000)
All Games: 55-20-4 (.722)
Capacity: 49,002 (1971 - Final Season)
Construction Data: Opened - 1923
Upper Deck Added - 1954-55

Municipal Stadium served as the Chiefs original home in Kansas City after previously housing two short-lived NFL franchises, the Kansas City Blues (1924) and the Kansas City Cowboys (1925-26). The Chiefs and the Kansas City Athletics baseball club shared the facility until the A's departed for Oakland following the '67 season. Kansas City went undefeated (7-0) at home during the '71 regular season, but the final contest (and only playoff game) in Municipal Stadium's history will live in infamy for Chiefs fans, a devastating double overtime 27-24 playoff loss to the Miami Dolphins on Christmas Day of '71, a contest which remains the NFL's longest game at 82 minutes, 40 seconds.

COTTON BOWL 1960-1962



Location: One Arrowhead Drive
Kansas City, Missouri

Preseason Record: 45-32-1 (.583)
Regular Season Record: 152-100-1 (.603)
Postseason Record: 2-3-0 (.400)
All Games: 199-135-2 (.595)

Capacity: 79,451 approx. (Present)
Upper Level - 33,975; Club Level - 10,199.
Lower Level - 35,277.
50,000 seats between end zones.

Luxury Suites: 80 **Luxury Field Boxes:** 33

Construction Data: Groundbreaking - July 1968
Completed - August 1972

Overall Supervision - Jackson County Sports Authority

Architect - Kivett and Myers with Charles Deaton,
Design Associate

General Contractor - Sharp, Kidde, Webb

Grass Installation - S.W. Franks

(General Contractor) July 1994

Costs: Dual Stadium Complex - \$53,000,000

Original Additions Paid by Chiefs - \$9,500,000
(Chiefs paid for 18,000 chair-back seats, computerized scoreboard, concession facilities, team facilities, business suites and office areas.)

MUNICIPAL STADIUM 1963-1971



Location: Texas State Fairgrounds
Dallas, Texas

Preseason Record: 1-0-0 (1.000)
Regular Season Record: 15-6-0 (.714)
Postseason Record: 0-0-0 (.000)
All Games: 16-6-0 (.727)

Capacity: 75,504 (1962 - Final Season)

Construction Data: Opened - 1923

Upper Deck Added - 1948-49

The Cotton Bowl served as the home of the American Football League's Dallas Texans from 1960-62 before the franchise moved to Kansas City in '63 and became known as the Chiefs. The Texans shared the stadium with the NFL's expansion Dallas Cowboys. The facility served until '99 as a home field for SMU, the alma mater of Chiefs Founder Lamar Hunt. The Texans final contest in the Cotton Bowl was a 26-17 win over the San Diego Chargers on December 16, 1962, before a sparse crowd of 18,384 fans. The Texans would win a 20-17 double-overtime thriller the next week at Houston to capture the first of three AFL titles.

THE ARROWHEAD STADIUM STORY

The Kansas City Chiefs and St. Louis Cardinals played the inaugural game at Arrowhead Stadium on August 12, 1972. Although the facility lacks some of the modern accoutrements of recently-constructed stadia and discussions about potential renovations are underway, Arrowhead remains one of the nation's top venues for fans to experience the excitement of collegiate or NFL football.

While other venues of a similar vintage have long since been termed obsolete, thanks to the foresight and vision of the leadership of Jackson County, the Chiefs staff led by Jack Steadman who helped develop the complex, and the taxpayers who made it a reality, Arrowhead has indeed, stood the test of time.

At the time of its dedication in '72, the legendary founder of the Chicago Bears, George Halas called Arrowhead, "the most revolutionary, futuristic, sports complex I have ever seen." Hal Lebovitz, Sports Editor of the *Cleveland Plain Dealer* added, "It took courage to sell the citizens of Kansas City on the twin park plan. But they bought it because they want the best."

In the late '60s, after design and seating capacity concerns caused plans for a single, multi-purpose domed stadium to be scrapped, Kansas City opted to construct two separate stadiums, one for football and one for baseball. Voters approved the Sports Complex bond issue in '67, which included plans for a revolutionary concept - the world's first rolling stadium roof (pictured below). Construction cost overruns and project delays caused by a lengthy strike eventually forced the roof concept to be put on hold, but Arrowhead was completed in time for the '72 season.

In '84, the Jackson County Sports Authority again investigated the feasibility of a dome - this time made of fabric - but that concept too was shelved as being unnecessary and financially impractical.

A decade later, in '94, under Arrowhead's continued open-air arrangement, a natural playing surface was installed in the facility for the first time, just one of numerous improvements which have been made under the direction of Chiefs President, General Manager and CEO Carl Peterson. From '94-96 other multi-million dollar projects have modernized and expanded the Arrowhead Club, the Chiefs team and office facilities, as well as the stadium's concession areas. In '98 the club installed a pair of 23' x 42' Mitsubishi ArrowVision video screens in both end zones, and this year the Chiefs once again expanded their administrative offices at Arrowhead. In '99 all 33,975 seats in the upper level of the stadium were replaced, while all 35,277 lower level seats and all 10,199 club level seats were replaced for the 2000 season.

Undoubtedly one of the finest facilities in the NFL, Arrowhead and the fans who consistently fill it (117-consecutive sellouts) have helped produce a distinct homefield advantage for the Chiefs. During the '90s, no NFL team had a better regular season home winning percentage than Kansas City, which produced a 65-15 (.813) record over from '90-99. Nearly 40 years since the first plans were being devised for Kansas City's unique



Original plans for the Truman Sports Complex called for a rolling roof which could cover Arrowhead or its baseball counterpart, Kauffman Stadium - a revolutionary concept at the time.



CHIEFS TOP HOME CROWDS

(Regular Season and Playoffs)

Date	Opponent	ATTEND.
October 2, 2000	Seattle	82,893*
November 5, 1972	Oakland	82,094
September 11, 1994	San Francisco	79,907
September 17, 1972	Miami	79,829
September 22, 1996	Denver	79,439
October 26, 1998	Pittsburgh	79,431
October 9, 1995	San Diego	79,288
September 8, 1996	Oakland	79,281
November 10, 1996	Green Bay	79,281
October 7, 1996	Pittsburgh	79,189
January 11, 2004	Indianapolis	79,159

All at Arrowhead

*Arrowhead attendance: 78,502;
Kauffman Stadium attendance: 4,391

two stadium setup, other metropolitan areas are, only now, in the process of attempting to construct similar facilities.

During Arrowhead's 30th Anniversary season in 2001, Chiefs Founder Lamar Hunt, expressed the organization's thanks to Colorado-based architect, the late Charles Deaton, who conceived the two-stadium concept. Hunt praised the governmental bodies who took the initiative, and the workers who built Arrowhead, as well as the support of the Jackson County taxpayers who financed this futuristic venture. Hunt also wished to extend on behalf of the entire the Chiefs organization a hearty salute to all who have unquestionably made Arrowhead Stadium - The Home of the ... CHIEFS!

ARROWHEAD'S FOOTBALL TRADITION

1972 SWAC Game



 Grambling 27
Mississippi Valley St. 21 

October 14, 1972 • 9,833

Grambling 7 0 7 13 — 27
Miss. Valley St. . . 7 7 0 7 — 21

First College Football Game
Ever Held at Arrowhead.

2000 Eddie Robinson Classic



 Kansas State 27 
Iowa 7

August 26, 2000 • 77,148

Iowa 0 0 7 0 — 7
Kansas State. . . 10 7 0 10 — 27

Wildcats Begin Eighth Straight
Winning Season Under Bill Snyder.

1974 AFC-NFC Pro Bowl



 AFC 15 
NFC 13

January 20, 1974 • 66,918

NFC 0 10 0 3 — 13
AFC 3 3 3 6 — 15

Miami K Garo Yepremian
Named Player of the Game.

2000 Big 12 Championship



 Oklahoma 27 
Kansas State 24

December 2, 2000 • 76,555

Kansas State. . . 0 10 7 7 — 24
Oklahoma 3 7 7 10 — 27

Oklahoma Advances to Win National
Championship Game.

1998 Western Star Classic



 Nebraska 24 
Oklahoma State 17

October 3, 1998 • 79,555

Nebraska 0 3 14 7 — 24
Oklahoma St. . . 0 3 7 7 — 17

First Division I Football Contest
at Arrowhead.

2002 Eddie Robinson Classic


 Florida State 38 
Iowa State 31

August 24, 2002 • 55,132



Florida State . . 17 14 0 7 — 38
Iowa State 0 14 3 14 — 31

Bobby Bowden Moves Past Bear Bryant
for #2 Spot on NCAA Victory List.

The Fall Classic NW/Missouri State vs. Pittsburg State



The Fall Classic I



 NW Missouri State 29 
Pittsburg State 7

October 17, 2002 • 26,695

Pittsburg St. . . . 0 0 7 0 — 7
NW Missouri St. . 6 13 10 0 — 29

Attendance Sets Unofficial
NCAA Division II Record.

Black Coaches Assoc. Game

 Kansas State 42 
California 28

August 23, 2003 • 50,823

California 7 7 0 14 — 28
Kansas State. . . 10 17 8 7 — 42

Kansas State Compiles 330
Rushing Yards in Victory.

The Fall Classic II

NW Missouri State 20
Pittsburg State 19



November 15, 2003 • 20,324

NW Missouri St. 10 3 7 0 - 20
Pittsburg St. 0 6 0 13 - 19

Bearcats Block a 32-yard Field Goal
with 0:55 Left to Preserve a Victory.

The Fall Classic III

Pittsburg State 21
NW Missouri State 17



November 6, 2004 • 25,300

Pittsburg St. 0 7 7 7 - 21
NW Missouri St. . . 0 3 14 0 - 17

Pittsburg St. (1) and NW Missouri St. (2) Enter
Game as Top-Ranked Division II Teams.

2003 Big 12 Championship

Kansas State 35
Oklahoma 7



December 6, 2003 • 79,451

Kansas State . . . 0 21 7 7 - 35
Oklahoma 7 0 0 0 - 7

Kansas State Claims First
Big XII Championship.

2004 Big 12 Championship

Oklahoma 42
Colorado 3



December 4, 2004 • 76,555

Colorado 0 0 3 0 - 3
Oklahoma 14 14 7 7 - 42

Oklahoma Advances to National
Championship Game vs. USC.

**FUTURE GAMES****NCAA Division I**

Missouri vs.
Arkansas State
September 3, 2005

**The Fall Classic IV**

Pittsburg State vs.
NW Missouri State
October 29, 2005

**NCAA Division I**

Oklahoma vs.
Kansas
October 15, 2005

**2006 Dr Pepper Big 12 Championship**

Big XII North vs.
Big XII South
December 2, 2006



Arrowhead Stadium has been a destination for football aficionados since it opened in '72. In addition to serving as the "Home of the Chiefs," Arrowhead has hosted or is scheduled to host 15 different college football contests. The facility also served as the site of the '74 AFC-NFC Pro Bowl.

MAJOR NON-NFL, NON-WIZARDS ARROWHEAD STADIUM EVENTS

(1972-Present)

Concerts/Music Events

1973
Elton John

1974
Black Oak Arkansas

1975
Deep Purple
Black Oak Arkansas
Rolling Stones
Beach Boys & Ozark Mountain Daredevils

1976
Beach Boys & Doobie Brothers
ZZ Top
Jethro Tull
Earth, Wind & Fire
Johnny Cash
Music Sound Funk Festival
Country Festival

1977
Peter Frampton

1978
Summer Rock I
Willie Nelson
Summer Rock 2

1979
Ted Nugent

1980
Super Bowl of Rock & Roll
Doobie Brothers Concert

1982
Summer Jam I
Summer Jam II

1984
Michael Jackson

1988
Pink Floyd
Monsters of Rock
Drum Corps International

1989
The Who
Rolling Stones
Drum Corps International



The Rolling Stones played Arrowhead in '75 and '89.

1992
Guns & Roses/Metallica
U2

1993
Paul McCartney

1994
Pink Floyd

1997
U2

1998
George Strait

1999
George Strait

2001
George Strait
NSYNC
KC 150 Celebration



The U.S. Women's Soccer team has played several matches at Arrowhead.

Conventions

1996
Promise Keepers

1997
Promise Keepers

2004
Billy Graham Crusade

Soccer

1973
High School Soccer All-Star Game

1990
MSL All-Stars vs. US National Soccer
MLS All-Stars vs. US National Soccer

1999
Nike U.S. Women's Cup

2000
Nike "Road to Glory" Women's Soccer Game

2001
World Cup Qualifying Round - U.S.A. vs. Costa Rica

2004
Lamar Hunt U.S. Open Cup Championship Game
U.S. Women's Olympic Soccer Team vs. Mexico

High School Sports

1972
High School Bowl

1973
Missouri High School Playoffs

1976
Big Brothers High School Game

1977
Big Brothers High School Game

1978
Big Brothers High School Game

1979
Big Brothers High School Game

1980
Big Brothers High School Game

1984
Missouri High School Playoffs

1986
Missouri High School Playoffs

1981
Big Brothers High School Game

1982
Show Me Bowl
Big Brothers High School Game

1983
Big Brothers High School Game

1985
Big Brothers High School Game

1992
Metro Dream Classic

1993
Mo/Kan All-Star Game



Motocross was a frequent visitor to Arrowhead.

Motor Sports

1980
Tractor Pull
Motocross

1981
Motocross
Super Bowl of Motocross
Mud-A-Thon

1982
Mud-A-Thon
Motocross

1983
Motor Spectacular
Miller Supercross Motocross

1985
Motor Spectacular

1986
Motor Spectacular

1987
Motor Spectacular

1988
Motor Spectacular

1989
Motor Spectacular

1990
Motor Spectacular

1991
Motor Spectacular

1992
Motor Spectacular

1993
Motor Spectacular

Note: Dating back to '72, Arrowhead has hosted over 100 non-NFL or non-Wizards events.

CHIEFS IN THE AMERICAN BOWL



1990 American Bowl

Rams 19, Chiefs 3

August 11, 1990 • 55,429

Olympic Stadium • Berlin, West Germany

KANSAS CITY.....	0	0	3	0	—	3
L.A. RAMS.....	7	3	0	9	—	19

Kansas City's initial American Bowl expedition featured heavy doses of culture, but little offense as the Rams prevailed by a 19-3 margin. RB Barry Word made his first appearance in a Kansas City uniform, pairing with the league's leading rusher in '89, RB Christian Okoye to form the quintessential "Martyball" backfield. However, the Chiefs only points would come on a 19-yard FG by K Bjorn Nittmo.



RB James Saxon (31) and TE Jonathan Hayes (85) are on hand as the Berlin Wall begins crumbling down in Berlin, West Germany.



The Chiefs players and staff receive an indoctrination in the art of sumo wrestling at practice in Tokyo.



1994 American Bowl

Vikings 17, Chiefs 9

August 7, 1994 • 49,555

Tokyo Dome • Tokyo, Japan

KANSAS CITY.....	0	9	0	0	—	9
MINNESOTA.....	7	10	0	0	—	17

Kansas City's first appearance on Japanese soil was a rematch of Super Bowl IV, but Minnesota prevailed in this contest thanks to a pair of interceptions. Chiefs QB Matt Blundin accounted for the club's only TD when he connected with rookie WR Lake Dawson for a 40-yard score. Kansas City then attempted a two-point conversion for the first time since '69 as the NFL finally implemented the old AFL two-point rule in '94.



1996 American Bowl

Chiefs 32, Cowboys 6

August 5, 1996 • 45,128

Estadio Universitario • Monterrey, Mexico

KANSAS CITY.....	3	10	6	13	—	32
DALLAS.....	3	0	3	0	—	6

The Chiefs defense stifles the defending Super Bowl champions, allowing the Cowboys just five first downs. Kansas City's offense piles up 514 yards of total offense, including 173 rushing yards, while Dallas manages 214 total yards on the day as the Chiefs convert the partisan crowd of Cowboy fans into supporters of the "Jefes de Kansas City" or Kansas City Chiefs.



DE Neil Smith does his best matador impersonation and tries his hand at "bull-fighting" while in Monterrey, Mexico.



WR Masato "The Magnet" Itai (13) and TE Nachi Abe (47) join Chiefs President Carl Peterson in pregame ceremonies at the Tokyo Dome.



1998 American Bowl

Packers 27, Chiefs 24 OT

August 2, 1998 • 42,018


Tokyo Dome • Tokyo, Japan


GREEN BAY.....	0	14	7	3	3	—	27
KANSAS CITY.....	14	0	10	0	0	—	24


Green Bay K Ryan Longwell misses a potential game-winning 45-yard FG attempt at the end of regulation, while both Green Bay K Brett Conway and Kansas City K Pete Stoyanovich miss field goals in OT before Longwell makes the 27-yard game winner with 5:03 left in the extra session. Kansas City's roster features Japanese national players TE Nachi Abe and WR Masato "The Magnet" Itai.

CHIEFS VS. THE NFL

	ARIZONA CARDINALS		Regular Season: 6-2-1			Home: 3-0-1					
	6-2-1		Postseason: 0-0			Away: 3-2-0					
1970 11/22	KC	T	6-6	1983 10/2	KC	W	38-14	1998 11/29	KC	W	34-24
1974 12/1	STL	W	17-13	1986 11/23	STL	L	14-23	2001 10/21	ARZ	L	16-24
1980 11/23	STL	W	21-13	1995 10/1	ARZ	W	24-3	2002 12/1	KC	W	49-0
Total Points: KC 216 - ARZ 120											
Longest KC winning streak: 3 (1974-83)				Longest KC losing streak: 1 (Twice)							
Municipal Stadium: 0-0-1 (.500)				Busch Stadium: 2-1-0 (.667)							
Arrowhead Stadium: 3-0-0 (1.000)				Sun Devil Stadium: 1-1-0 (.500)							
Cardinals home sites: Busch Stadium 1970-87; Sun Devil Stadium - Tempe, AZ 1988-present. Franchise in St. Louis prior to 1988 and was known as Phoenix Cardinals from 1988-92.											

	ATLANTA FALCONS		Regular Season: 5-1-0			Home: 3-0-0					
	5-1-0		Postseason: 0-0			Away: 2-1-0					
1972 12/17	ATL	W	17-14	1991 9/1	KC	W	14-3	2000 12/24	ATL	L	13-29
1985 12/8	KC	W	38-10	1994 9/18	ATL	W	30-10	2004 10/24	KC	W	56-10
Total Points: KC 168 - ATL 76											
Longest KC winning streak: 4 (1972-94)				Longest KC losing streak: 1 (2000)							
Arrowhead Stadium: 3-0-0 (1.000)				Atlanta Fulton County Stadium: 1-0-0 (1.000)							
				Georgia Dome: 1-1-0 (.500)							
Falcons home sites: Atlanta Fulton County Stadium 1970-91; Georgia Dome 1992-present.											

	BALTIMORE RAVENS		Regular Season: 3-0-0			Home: 0-0-0					
	3-0-0		Postseason: 0-0			Away: 3-0-0					
1999 10/21	BAL	W	35-8	2003 9/28	BAL	W	17-10	2004 10/4	BAL	W	27-24
Total Points: KC 79 - BAL 42											
Longest KC winning streak: 3 (1999-present)				Longest KC losing streak: None							
Arrowhead Stadium: 0-0-0				M&T Bank Stadium: 3-0-0 (1.000)							
Ravens home sites: Baltimore Memorial Stadium 1996-97; M&T Bank Stadium 1998-present, known as Stadium at Camden Yards 1998 and PSINet Stadium 1999-02.											

	BUFFALO BILLS		Regular Season: 16-18-1			Home: 11-8-0					
	17-20-1		Postseason: 1-2			Away: 6-12-1					
1960 11/6	BUF	W	45-28	10/2	KC	L	14-29	1986 9/28	BUF	W	20-17
12/18	DAL	W	24-7	1/1/67	BUF	W	31-7 a	11/30	KC	L	14-17
1961 10/15	BUF	L	24-27	1967 12/3	KC	W	23-13	1991 10/7	KC	W	33-6
11/12	DAL	L	20-30	1968 10/5	BUF	W	18-7	1/5/92	BUF	L	14-37 b
1962 9/30	DAL	W	41-21	1969 11/2	BUF	W	29-7	1993 11/28	KC	W	23-7
12/2	BUF	L	14-23	12/7	KC	W	22-19	1/23/94	BUF	L	13-30 c
1963 9/22	BUF	T	27-27	1971 12/19	KC	W	22-9	1994 10/30	BUF	L	10-44
10/13	KC	L	26-35	1973 10/29	BUF	L	14-23	1996 12/22	BUF	L	9-20
1964 9/13	BUF	L	17-34	1976 10/3	BUF	L	17-50	1997 9/14	KC	W	22-16
10/18	KC	L	22-35	1978 10/1	BUF	L	13-28	2000 11/19	KC	L	17-21
1965 10/17	KC	L	7-23	12/3	KC	W	14-10	2002 11/17	KC	W	17-16
12/12	BUF	L	25-34	1982 9/12	BUF	L	9-14	2003 10/26	KC	W	38-5
1966 9/11	BUF	W	42-20	1983 12/4	KC	L	9-14	Total Points: KC 799 - BUF 810			
a - AFL Championship Game b - AFC Divisional Playoff Game c - AFC Championship Game											
Longest KC winning streak: 6 (1966-71)				Longest KC losing streak: 5 (1963-65)							
Cotton Bowl: 2-1-0 (.667)				War Memorial Stadium: 5-4-1 (.550)							
Municipal Stadium: 3-4-0 (.429)				Ralph Wilson Stadium: 1-8-0 (.111)							
Arrowhead Stadium: 6-3-0 (.667)											
Bills home sites: War Memorial Stadium 1960-72; Ralph Wilson Stadium - Orchard Park, NY 1973-present, known as Rich Stadium 1973-98.											



CAROLINA PANTHERS

2-1-0

Regular Season: 2-1-0
Postseason: 0-0

Home: 1-1-0
Away: 1-0-0

1997 9/21 CAR W 35-14 | 2000 12/10 KC W 15-14 | 2004 9/19 KC L 17-28
Total Points: KC 67 - CAR 56

Longest KC winning streak: 2 (1997-00) | Longest KC losing streak: 1 (2004-present)
Arrowhead Stadium: 1-1-0 (.500) | Ericsson Stadium: 1-0-0 (1.000)

Panthers home sites: Clemson Memorial Stadium - Clemson, SC 1995;
Bank of America Stadium 1996-present, known as Ericsson Stadium 1996-03.



CHICAGO BEARS

4-5-0

Regular Season 4-5-0
Postseason: 0-0

Home: 3-2-0
Away: 1-3-0

1973 11/12 KC W 19-7 | 1987 11/1 CHI L 28-31 | 1996 11/17 KC W 14-10
1977 11/13 CHI L 27-28 | 1990 12/29 CHI W 21-10 | 1999 9/12 CHI L 17-20
1981 11/8 KC L 13-16 OT | 1993 11/21 KC L 17-19 | 2003 12/28 KC W 31-3
Total Points: KC 187 - CHI 144

Longest KC winning streak: 1 (Four times) | Longest KC losing streak: 3 (1977-87)
Arrowhead Stadium: 3-2-0 (.600) | Soldier Field: 1-3-0 (.250)

Bears home sites: Wrigley Field 1970; Soldier Field 1971-01, 2003-present;
University of Illinois Memorial Stadium - Champaign, IL 2002.



CINCINNATI BENGALS

11-10-0

Regular Season: 11-10-0
Postseason: 0-0

Home: 6-5-0
Away: 5-5-0

1968 10/13 KC W 13-3 | 1974 11/24 CIN L 6-33 | 1984 9/9 CIN W 27-22
11/10 CIN W 16-9 | 1976 11/21 KC L 24-27 | 1986 9/7 KC W 24-14
1969 9/28 CIN L 19-24 | 1977 12/4 KC L 7-27 | 1987 12/6 CIN L 27-30 OT
10/26 KC W 42-22 | 1978 9/3 CIN W 24-23 | 1988 11/13 KC W 31-28
1970 10/18 CIN W 27-19 | 1979 10/7 CIN W 10-7 | 1989 10/1 KC L 17-21
1972 10/15 KC L 16-23 | 1980 11/30 KC L 6-20 | 1993 10/10 KC W 17-15
1973 10/21 CIN L 6-14 | 1983 11/13 KC W 20-15 | 2003 11/16 CIN L 19-24
Total Points: KC 398 - CIN 420

Longest KC winning streak: 3 (1983-86) | Longest KC losing streak: 5 (1972-77)
Municipal Stadium: 2-0-0 (1.000) | Nippert Stadium: 1-1-0 (.500)
Arrowhead Stadium: 4-5-0 (.444) | Cinergy Field: 4-3-0 (.571)
Paul Brown Stadium: 0-1-0 (.000)

Bengals home sites: Nippert Stadium 1968-69; Cinergy Field 1970-99, known as Riverfront Stadium 1970-95;
Paul Brown Stadium 2000-present.



CLEVELAND BROWNS

9-8-2

Regular Season: 9-8-2
Postseason: 0-0

Home: 7-2-1
Away: 2-6-1

1971 11/14 KC W 13-7 | 1979 9/9 KC L 24-27 | 1991 11/24 CLE L 15-20
1972 10/8 CLE W 31-7 | 1980 9/21 CLE L 13-20 | 1994 11/20 KC W 20-13
1973 12/2 KC T 20-20 | 1984 9/30 KC W 10-6 | 1995 9/24 CLE L 17-35
1975 12/14 CLE L 14-40 | 1986 10/12 CLE L 7-20 | 2002 9/8 CLE W 40-39
1976 12/12 KC W 39-14 | 1988 9/4 KC L 3-6 | 2003 11/9 KC W 41-20
1977 10/30 CLE L 7-44 | 1989 11/19 CLE T 10-10 OT | Total Points: KC 375 - CLE 351
1978 10/22 KC W 17-3 | 1990 9/30 KC W 34-0

Longest KC winning streak: 2 (Twice) | Longest KC losing streak: 2 (Twice)
Municipal Stadium: 1-0-0 (1.000) | Cleveland Stadium: 1-6-1 (.143)
Arrowhead Stadium: 6-2-1 (.722) | Cleveland Browns Stadium: 1-0-0 (1.000)

Browns home sites: Cleveland Stadium 1970-95; Cleveland Browns Stadium 1999-present.



DALLAS COWBOYS

3-4-0

Regular Season 3-4-0
Postseason: 0-0

Home: 2-1-0
Away: 1-3-0

1970 10/25 KC L 16-27 | 1989 10/22 KC W 36-28 | 1998 12/13 KC W 20-17
1975 11/10 DAL W 34-31 | 1992 10/18 DAL L 10-17 | Total Points: KC 149 - DAL 185
1983 11/20 DAL L 21-41 | 1995 11/23 DAL L 12-24

Longest KC winning streak: 1 (Three times) | Longest KC losing streak: 2 (1992-95)
Municipal Stadium: 0-1-0 (.000) | Texas Stadium: 1-3-0 (.250)
Arrowhead Stadium: 2-0-0 (1.000)

Cowboys home sites: Cotton Bowl 1970; Texas Stadium - Irving, TX 1971-present.



DENVER BRONCOS

50-40-0

Regular Season: 50-39-0
Postseason: 0-1

Home: 32-12-0
Away: 18-28-0

1960 10/30 DEN W 17-14	10/26 KC W 26-13	11/17 KC L 20-24
11/13 DAL W 34-7	10/24 KC L 26-35	1992 10/4 DEN L 19-20
1961 10/8 DEN W 19-12	12/5 DEN L 16-17	12/27 KC W 42-20
12/10 DAL W 49-21	1977 10/9 DEN L 7-23	1993 9/20 KC W 15-7
1962 11/18 DEN W 24-3	11/20 KC L 7-14	12/12 DEN L 21-27
12/9 DAL W 17-10	1978 9/24 KC L 17-23 OT	1994 10/17 DEN W 31-28
1963 9/7 DEN W 59-7 a	12/10 DEN L 3-24	12/4 KC L 17-20 OT
12/8 KC W 52-21	1979 10/14 KC L 10-24	1995 10/22 DEN W 21-7
1964 10/11 DEN L 27-33	10/28 DEN L 3-20	12/17 KC W 20-17
11/1 KC W 49-39	1980 10/19 DEN W 23-17	1996 9/27 KC W 17-14
1965 10/10 DEN W 31-23	12/7 KC W 31-14	10/27 DEN L 7-34
12/19 KC W 45-35	1981 10/18 KC W 28-14	1997 8/31 DEN L 3-19
1966 10/8 KC W 37-10	12/6 DEN L 13-16	11/16 KC W 24-22
10/23 DEN W 56-10	1982 12/19 DEN W 37-16	1/4/98 DEN L 10-14 c
1967 10/29 KC W 52-9	1983 10/30 DEN L 24-27	1998 11/16 KC L 7-30
12/17 DEN W 38-24	12/18 KC W 48-17	12/6 DEN L 31-35
1968 9/22 KC W 34-2	1984 9/23 DEN L 0-21	1999 9/19 KC W 26-10
12/14 DEN W 30-7	12/2 KC W 16-13	12/5 DEN W 16-10
1969 10/5 DEN W 26-13	1985 10/27 KC L 10-30	2000 9/24 DEN W 23-22
11/27 KC W 31-17	12/14 DEN L 13-14	12/17 KC W 20-7
1970 10/4 DEN L 13-26	1986 11/16 DEN L 17-38	2001 10/7 DEN L 6-20
12/6 KC W 16-0	12/7 KC W 37-10	12/16 KC W 26-23 OT
1971 10/3 DEN W 16-3	1987 10/18 KC L 17-26 b	2002 10/20 KC L 34-37 OT
11/21 KC W 28-10	12/19 DEN L 17-20	12/15 DEN L 24-31
1972 10/1 DEN W 45-24	1988 9/18 KC W 20-13	2003 10/5 KC W 24-23
12/3 KC W 24-21	11/6 DEN L 11-17	12/7 DEN L 27-45
1973 10/7 KC W 16-14	1989 9/10 DEN L 20-34	2004 9/12 DEN L 24-34
11/25 DEN L 10-14	11/12 KC L 13-16	12/19 KC W 45-17
1974 10/6 KC L 14-17	1990 9/17 DEN L 23-24	
11/18 DEN W 42-34	12/9 KC W 31-20	
1975 9/21 DEN L 33-37	1991 10/20 DEN L 16-19	

a - University of Denver Stadium

b - Replacement Game

c - AFC Divisional Playoff Game

Longest KC winning streak: 11 (1964-69)
KC Season Sweeps: 15 (Last: 2000)
Cotton Bowl: 3-0-0 (1,000)
Municipal Stadium: 9-0-0 (1,000)
Arrowhead Stadium: 20-12-0 (.625)

Longest KC losing streak: 8 (1976-79)
DEN Season Sweeps: 10 (Last: 2002)
Mile High Stadium: 17-24-0 (.425)
University of Denver Stadium: 1-0-0 (1,000)
INVESCO Field: 0-4-0 (1,000)

Broncos home sites: Mile High Stadium 1960-00, known as Bears Stadium 1960-67; University of Denver Stadium 1962-68; INVESCO Field at Mile High 2001-present.

HISTORY



DETROIT LIONS

7-3-0

Regular Season: 7-3-0
Postseason: 0-0

Home: 5-1-0
Away: 2-2-0

1971 11/25 DET L 21-32	1987 11/26 DET W 27-20	1999 9/26 KC W 31-21
1975 11/23 KC W 24-21 OT	1988 10/23 KC L 6-7	2003 12/14 KC W 45-17
1980 10/26 KC W 20-17	1990 10/14 KC W 43-24	
1981 11/26 DET L 10-27	1996 11/28 DET W 28-24	Total Points: KC 255 - DET 210

Longest KC winning streak: 4 (1990-present)
Arrowhead Stadium: 5-1-0 (.833)

Longest KC losing streak: 1 (Three times)
Tiger Stadium: 0-1-0 (1,000)
Pontiac Silverdome: 2-1-0 (.667)

Lions home sites: Tiger Stadium 1970-74; Pontiac Silverdome - Pontiac, MI 1975-01; Ford Field 2002-present.



GREEN BAY PACKERS

6-2-1

Regular Season: 6-1-1
Postseason: 0-1

Home: 3-1-0
Away: 3-0-1

1966 1/15/67 LA L 10-35 a	1987 11/22 KC L 3-23	1993 11/8 KC W 23-16
1973 10/14 MIL T 10-10 b	1989 12/10 GB W 21-3	1996 11/10 KC W 27-20
1977 11/6 KC W 20-10	1990 9/23 GB W 17-3	2003 10/12 GB W 40-34 OT
		Total Points: KC 171 - GB 154

a - Super Bowl I (Memorial Coliseum - Los Angeles, CA)

b - Milwaukee County Stadium (Milwaukee, WI)

Longest KC winning streak: 5 (1989-present)
Arrowhead Stadium: 3-1-0 (1,000)

Longest KC losing streak: 1 (Twice)
Lambeau Field: 3-0-0 (1,000)
Milwaukee County Stadium: 0-0-1 (.500)

Packers home sites: Lambeau Field 1970-present; Milwaukee County Stadium - Milwaukee, WI 1970-84.



HOUSTON TEXANS

1-1-0

Regular Season: 1-1-0
Postseason: 0-0

Home: 0-1-0
Away: 1-0-0

2003 9/21 HOU W 42-14 | 2004 9/26 KC L 21-24 | Total Points: KC 63 - HOU 38

Longest KC winning streak: 1 (2003) | Longest KC losing streak: 1 (2004-present)
Arrowhead Stadium: 0-1-0 (.000) | Reliant Stadium: 1-0-0 (1.000)

Texans home sites: Reliant Stadium 2002-present.



INDIANAPOLIS COLTS

7-10-0

Regular Season: 7-8-0
Postseason: 0-2

Home: 4-6-0
Away: 3-4-0

1970 9/28 BAL W 44-24	1980 11/2 KC L 24-31	1999 11/7 IND L 17-25
1972 12/10 KC W 24-10	12/21 BAL W 38-28	2000 9/3 KC L 14-27
1975 11/30 BAL L 14-28	1985 11/24 KC W 20-7	2001 10/25 KC L 28-35
1977 10/16 KC L 6-17	1990 10/7 IND L 19-23	2003 1/11/04 KC L 31-38 a
1979 9/2 KC W 14-0	1995 1/7/96 KC L 7-10 a	2004 10/31 KC W 45-35
12/9 BAL W 10-7	1996 12/15 KC L 19-24	Total Points: KC 374 - IND 369

a - AFC Divisional Playoff Game

Longest KC winning streak: 2 (Three times) | Longest KC losing streak: 7 (1990-03)
Municipal Stadium: 1-0-0 (1.000) | Baltimore Memorial Stadium: 3-1-0 (.750)
Arrowhead Stadium: 3-5-0 (.375) | RCA Dome: 0-3-0 (.000)

Colts home sites: Baltimore Memorial Stadium 1970-83; RCA Dome 1984-present, known as Hoosier Dome 1984-93. Franchise in Baltimore prior to 1984.



JACKSONVILLE JAGUARS

1-4-0

Regular Season: 1-4-0
Postseason: 0-0

Home: 0-1-0
Away: 1-3-0

1997 11/9 JAX L 10-24 | 2001 12/30 JAX W 30-26 | 2004 10/17 JAX L 16-22
1998 9/13 JAX L 16-21 | 2002 9/15 KC L 16-23 | **Total Points: KC 88 - JAX 116**

Longest KC winning streak: 1 (2001) | Longest KC losing streak: 2 (1997-98)
Arrowhead Stadium: 0-1-0 (.000) | ALLTEL Stadium: 1-3-0 (.333)

Jaguars home site: ALLTEL Stadium 1995-present, known as Jacksonville Municipal Stadium 1995-96.



MIAMI DOLPHINS

11-13-0

Regular Season: 11-10-0
Postseason: 0-3

Home: 6-3-0
Away: 5-10-0

1966 11/13 KC W 34-16	1974 10/20 MIA L 3-9	1990 1/5/91 MIA L 16-17 c
12/11 MIA W 19-18	1976 10/17 MIA W 20-17 or	1991 10/13 KC W 42-7
1967 9/24 MIA W 24-0	1981 12/13 KC L 7-17	1993 10/31 MIA L 10-30
10/8 KC W 41-0	1983 9/25 MIA L 6-14	1994 12/12 MIA L 28-45
1968 9/28 MIA W 48-3	1985 9/22 MIA L 0-31	12/31 MIA L 17-27 c
1969 10/19 KC W 17-10	1987 10/11 MIA L 0-42 b	1995 12/11 MIA L 6-13
1971 12/25 KC L 24-27 2 or a	1989 12/3 KC W 26-21	1997 10/5 MIA L 14-17
1972 9/17 KC L 10-20	12/24 MIA W 27-24	2002 9/29 KC W 48-30
		Total Points: KC 487 - MIA 455

a - AFC Divisional Playoff Game

b - Replacement Game

c - AFC Wild Card Playoff Game

Longest KC winning streak: 6 (1966-69) | Longest KC losing streak: 5 (1993-97)
Municipal Stadium: 3-1-0 (.750) | Orange Bowl: 4-4-0 (.500)
Arrowhead Stadium: 3-2-0 (.600) | Pro Player Stadium: 1-6-0 (.143)

Dolphins home sites: Orange Bowl 1966-86;
Pro Player Stadium 1987-present, known as Joe Robbie Stadium 1987-96.



MINNESOTA VIKINGS

5-4-0

Regular Season: 4-4-0
Postseason: 1-0

Home: 2-1-0
Away: 2-3-0

1969 1/11/70 NO W 23-7 a	1981 12/20 MIN W 10-6	1996 11/3 MIN W 21-6
1970 9/20 MIN L 10-27	1990 9/9 KC W 24-21	1999 12/12 KC W 31-28
1974 12/14 KC L 15-35	1993 12/26 MIN L 10-30	2003 12/20 MIN L 20-45
		Total Points: KC 141 - MIN 205

a - Super Bowl IV (Tulane Stadium - New Orleans, LA)

Longest KC winning streak: 2 (Twice) | Longest KC losing streak: 2 (1970-74)
Arrowhead Stadium: 2-1-0 (.667) | Metropolitan Stadium: 1-1-0 (.500)
H.H.H. Metrodome: 1-2-0 (.333)

Vikings home sites: Metropolitan Stadium - Bloomington, MN 1970-81; Hubert H. Humphrey Metrodome 1982-present.



NEW ENGLAND PATRIOTS

15-11-3

Regular Season: 15-11-3
Postseason: 0-0

Home: 9-3-1
Away: 6-8-2

1960 11/18 BOS L 14-42	1965 10/3 KC W 27-17	1981 10/4 NE L 17-33
12/11 DAL W 34-0	11/21 BOS T 10-10	1990 12/2 NE W 37-7
1961 10/29 DAL L 17-18	1966 9/25 BOS W 43-24	1992 12/13 KC W 27-20
11/3 BOS L 21-28	11/20 KC T 27-27	1995 10/15 KC W 31-26
1962 9/8 DAL W 42-28	1967 11/12 BOS W 33-10	1998 10/11 NE L 10-40
10/12 BOS W 27-7	1968 11/17 KC W 31-17	1999 10/10 KC W 16-14
1963 11/17 BOS T 24-24	1969 9/21 BOS W 31-0	2000 12/24 NE L 24-30
12/14 KC W 35-3	1970 10/11 KC W 23-10	2002 9/22 NE L 38-41 OT
1964 10/23 BOS L 7-24	1973 9/23 NE W 10-7	2004 11/22 KC L 19-27
12/6 KC L 24-31	1977 9/18 NE L 17-21	Total Points: KC 716 - NE 586

Longest KC winning streak: 5 (1967-73)
Cotton Bowl: 2-1-0 (.667)
Municipal Stadium: 4-1-1 (.750)
Arrowhead Stadium: 3-1-0 (.750)

Longest KC losing streak: 3 (2000-present)
Boston University Field: 1-2-0 (.333)
Fenway Park: 2-1-2 (1.600)
B.C. Alumni Stadium: 1-0-0 (1.000)
Foxboro Stadium: 2-4-0 (3.333)
Gillette Stadium: 0-1-0 (.000)

Patriots home sites: Boston University Field 1960-62; Fenway Park 1963-68; Boston College Alumni Stadium 1969; Harvard Stadium 1970; Foxboro Stadium - Foxboro, MA 1971-01, known as Schaefer Stadium 1971-82 and Sullivan Stadium 1983-89; Gillette Stadium 2002-present. Franchise known as the Boston Patriots prior to 1971.



NEW ORLEANS SAINTS

4-4-0

Regular Season: 4-4-0
Postseason: 0-0

Home: 1-2-0
Away: 3-2-0

1972 9/25 NO W 20-17	1985 9/8 NO W 47-27	1997 12/21 KC W 25-13
1976 9/26 KC L 17-27	1991 9/8 KC L 10-17	2004 11/14 NO L 20-27
1982 11/21 NO L 17-27	1994 9/4 NO W 30-17	Total Points: KC 186 - NO 172

Longest KC winning streak: 2 (1994-97)
Arrowhead Stadium: 1-2-0 (.333)

Longest KC losing streak: 2 (1976-82)
Tulane Stadium: 1-0-0 (1.000)
Louisiana Superdome: 2-2-0 (.500)

Saints home sites: Tulane Stadium 1970-74; Louisiana Superdome 1975-present.

HISTORY



NEW YORK GIANTS

2-8-0

Regular Season: 2-8-0
Postseason: 0-0

Home: 2-3-0
Away: 0-5-0

1974 11/3 KC L 27-33	1984 11/25 NYG L 27-28	1998 12/20 NYG L 7-28
1978 9/7 NYG L 10-26	1988 12/11 NYG L 12-28	2001 9/23 KC L 3-13
1979 10/21 KC L 17-21	1992 12/19 NYG L 21-35	
1983 10/16 KC W 38-17	1995 9/10 KC W 20-17 OT	Total Points: KC 182 - NYG 246

Longest KC winning streak: 1 (Twice)
Arrowhead Stadium: 2-3-0 (.400)

Longest KC losing streak: 3 (Twice)
Giants Stadium: 0-5-0 (.000)

Giants home sites: Yankee Stadium 1970-73; Yale Bowl, New Haven, CT 1973-74; Shea Stadium 1975; Giants Stadium - East Rutherford, NJ 1976-present.



NEW YORK JETS

16-15-1

Regular Season: 15-14-1
Postseason: 1-1

Home: 8-7-0
Away: 8-8-1

1960 10/2 KC L 35-37	11/7 KC L 10-13	1984 10/7 KC L 16-17
11/24 NYT L 35-41	1966 11/27 NYJ W 32-24	10/21 NYJ L 7-28
1961 12/3 NYT L 7-28	1967 11/5 KC W 42-18	1986 12/28 NYJ L 15-35 b
12/17 KC W 35-24	12/10 NYJ W 21-7	1987 11/15 KC L 9-16
1962 10/21 KC W 20-17	1968 9/15 KC L 19-20	1988 10/2 NYJ T 17-17 OT
11/11 NYT W 52-31	1969 11/16 NYJ W 34-16	12/4 KC W 38-34
1963 12/1 NYJ L 0-17	12/20 NYJ W 13-6 a	1992 11/29 NYJ W 23-7
12/22 KC W 48-0	1971 11/7 NYJ L 10-13	1998 11/1 KC L 17-20
1964 11/29 NYJ L 14-27	1974 9/15 KC W 24-16	2001 11/11 NYJ L 7-27
12/20 KC W 24-7	1975 9/28 KC L 24-30	2002 10/6 NYJ W 29-25
1965 9/18 NYJ W 14-10	1982 1/2/83 KC W 37-13	Total Points: KC 728 - NYJ 641

a - AFL Divisional Playoff Game

b - AFC Wild Card Playoff Game

Longest KC winning streak: 3 (Twice)
Cotton Bowl: 2-1-0 (.667)
Municipal Stadium: 3-2-0 (.600)
Arrowhead Stadium: 3-4-0 (.429)

Longest KC losing streak: 4 (1984-87)
Polo Grounds: 1-3-0 (.250)
Shea Stadium: 5-2-0 (.714)
Giants Stadium: 2-3-1 (.417)

Jets home sites: Polo Grounds 1960-63; Shea Stadium 1964-83; Giants Stadium - East Rutherford, NJ 1984-present. Franchise known as the New York Titans prior to 1963.

**OAKLAND RAIDERS**
47-43-2Regular Season: 45-42-2
Postseason: 2-1Home: 26-18-1
Away: 21-25-1

1960 9/16 OAK W 34-16	12/8 KC L 6-7	11/25 LA W 27-24
10/9 KC L 19-20	1975 10/12 KC W 42-10	10/28 KC W 24-21
1961 9/24 OAK W 42-35	12/21 OAK L 20-28	12/22 LA W 27-21
11/26 KC W 43-11	1976 9/20 KC L 21-24	12/28 LA W 10-6 d
1962 9/23 OAK W 26-16	11/14 OAK L 10-21	1992 9/28 KC W 27-7
11/25 KC W 35-7	1977 10/3 KC L 28-37	12/6 LA L 7-28
1963 11/3 OAK L 7-10	12/18 OAK L 20-21	1993 10/3 KC W 24-9
11/8 KC L 7-22	1978 10/15 OAK L 6-28	11/14 LA W 31-20
1964 9/27 OAK W 21-9	11/5 KC L 10-20	1994 11/6 KC W 13-3
11/8 KC W 42-7	1979 9/23 KC W 35-7	12/24 LA W 19-9
1965 9/12 OAK L 10-37	11/18 OAK W 24-21	1995 9/17 KC W 23-17 OT
10/31 KC W 14-7	1980 9/7 KC L 14-27	12/3 OAK W 29-23
1966 9/18 OAK W 32-10	10/5 OAK W 31-17	1996 9/8 KC W 19-3
10/16 KC L 13-34	1981 10/11 KC W 27-0	12/9 OAK L 7-26
1967 10/1 OAK L 21-23	10/25 OAK W 28-17	1997 9/8 OAK W 28-27
11/23 KC L 22-44	1982 12/12 KC L 16-21	12/7 KC W 30-0
1968 10/20 KC W 24-10	1983 10/9 LA L 20-21	1998 9/6 KC W 28-8
11/3 OAK L 21-38	11/6 KC L 20-28	12/26 OAK W 31-24
12/22 OAK L 6-41 a	1984 9/16 KC L 20-22	1999 11/28 OAK W 37-34
1969 11/23 KC L 24-27	11/18 LA L 7-17	1/2/00 KC L 38-41 OT
12/13 OAK L 6-10	1985 9/12 KC W 36-20	2000 10/15 KC L 17-20
1/4/70 OAK W 17-7 b	10/6 LA L 10-19	11/5 OAK L 31-49
1970 11/1 KC T 17-17	1986 10/5 KC L 17-24	2001 9/9 KC L 24-27
12/12 OAK L 6-20	12/14 LA W 20-17	12/9 OAK L 26-28
1971 10/31 OAK T 20-20	1987 10/4 LA L 17-35 c	2002 10/17 KC W 20-10
12/12 KC W 16-14	12/13 KC W 16-10	12/28 OAK L 0-24
1972 11/5 KC W 27-14	1988 10/16 KC L 17-27	2003 10/20 OAK W 17-10
11/26 OAK L 3-26	10/30 LA L 10-17	11/23 KC W 27-24
1973 9/30 KC W 16-3	1989 9/17 KC W 24-19	2004 12/5 OAK W 34-27
12/8 OAK L 7-37	10/15 LA L 14-20	12/25 KC W 31-30
1974 9/22 OAK L 7-27	1990 11/4 KC W 9-7	

Total Points: KC 1,906 - OAK 1,828

a - AFL Divisional Playoff Game
d - AFC Wild Card Playoff Game

b - AFL Championship Game

c - Replacement Game

Longest KC winning streak: 7 (1993-96)
 KC Season Sweeps: 14 (Last: 2004)
 Colton Bowl: 2-1-0 (.667)
 Municipal Stadium: 4-4-1 (.500)
 Arrowhead Stadium: 20-13-0 (.606)

Longest KC losing streak: 7 (1975-78)
 OAK Season Sweeps: 12 (Last: 2001)
 Kezar Stadium: 1-0-0 (1.000)
 Candlestick Park: 1-0-0 (1.000)
 Frank Youell: 2-2-0 (.500)
 L.A. Memorial Coliseum: 6-7-0 (.462)
 Network Associates: 11-16-1 (.411)

Raiders home sites: Kezar Stadium - San Francisco, CA 1960;
 Candlestick Park - San Francisco, CA 1961; Frank Youell Field - Oakland, CA 1962-65;
 Los Angeles Memorial Coliseum 1962-94; Network Associates Coliseum 1966-81,
 1995-present, known as Oakland-Alameda County Coliseum 1966-81, 95-97,
 Franchise in Oakland 1960-81, 1995-present; in Los Angeles 1982-94.

**PHILADELPHIA EAGLES**
2-2-0Regular Season: 2-2-0
Postseason: 0-0Home: 1-2-0
Away: 1-0-0

1972 10/22 KC L 20-21	1998 9/27 PHI W 24-21	Total Points: KC 78 - PHI 82
1992 10/11 KC W 24-17	2001 11/29 KC L 10-23	

Longest KC winning streak: 2 (1992-98)
 Arrowhead Stadium: 1-2-0 (.333)

Longest KC losing streak: 1 (Twice)
 Veterans Stadium: 1-0-0 (1.000)

Eagles home sites: Franklin Field 1970; Veterans Stadium 1971-02; Lincoln Financial Field 2003-present.

**NFL RECORD BOOK**
MOST YARDS TOTAL OFFENSE
BOTH TEAMS, GAME

Yards	Teams	Date
1. 1,133	Rams (636) vs. NYJ (497)	11/19/50
2. 1,102	SD (661) vs. CIN (441)	12/20/82
3. 1,095	KC (590) vs. IND (505)	10/31/04
4. 1,092	PIT (645) vs. ATL (447)	11/10/02
5. 1,087	STL (589) vs. PHI (498)	12/16/62

**CHIEFS RECORD BOOK**
MOST YARDS TOTAL
OFFENSE, GAME

Yards	Opponent	Date
1. 614	at Denver	10/23/66
2. 590	vs. Indianapolis	10/31/04
3. 552	at Seattle	11/24/02
4. 551	vs. Buffalo	9/30/62
5. 546	at Washington	9/30/01



PITTSBURGH STEELERS
9-16-0

Regular Season: 8-16-0
Postseason: 1-0

Home: 5-9-0
Away: 4-7-0

1970 11/15 PIT W 31-14	1981 9/6 PIT W 37-33	1993 1/8/94 KC W 27-24 OT a
1971 10/18 KC W 38-16	1982 12/5 PIT L 14-35	1996 10/7 KC L 7-17
1972 11/12 PIT L 7-16	1984 9/2 PIT W 37-27	1997 11/3 KC W 13-10
1974 10/13 KC L 24-34	1985 11/10 KC L 28-36	1998 10/26 KC L 13-20
1975 11/16 PIT L 3-28	1986 12/21 PIT W 24-19	1999 12/18 KC W 35-19
1976 11/7 KC L 0-45	1987 11/8 KC L 16-17	2001 10/14 KC L 17-20
1978 10/29 PIT L 24-27	1988 11/27 PIT L 10-16	2003 9/14 KC W 41-20
1979 11/11 KC L 3-30	1989 10/29 PIT L 17-23	
1980 12/14 PIT L 16-21	1992 10/25 KC L 3-27	Total Points: KC 485 - PIT 594

a - AFC Wild Card Playoff Game

Longest KC winning streak: 2 (1970-71)
Municipal Stadium: 1-0-0 (1,000)
Arrowhead Stadium: 4-9-0 (.308)

Longest KC losing streak: 7 (1972-80)
Three Rivers Stadium: 4-7-0 (.364)

Steelers home sites: Three Rivers Stadium 1970-00; Heinz Field 2001-present.



ST. LOUIS RAMS
4-4-0

Regular Season: 4-4-0
Postseason: 0-0

Home: 2-3-0
Away: 2-1-0

1973 9/16 KC L 13-23	1991 11/10 LA W 27-20	2000 10/22 KC W 54-34
1982 11/28 LA L 14-20	1994 9/25 KC L 0-16	2002 12/8 KC W 49-10
1985 10/20 KC L 0-16	1997 10/26 STL W 26-20	Total Points: KC 183 - STL 159

Longest KC winning streak: 3 (1997-present)
Arrowhead Stadium: 2-3-0 (.400)

Longest KC losing streak: 3 (1973-85)
Anaheim Stadium: 1-1-0 (.500)
Edward Jones Dome: 1-0-0 (1,000)

Rams home sites: Los Angeles Memorial Coliseum 1970-79; Anaheim Stadium - Anaheim, CA 1980-94; Busch Stadium 1995; Edward Jones Dome 2002-present, known as TransWorld Dome 1995-01. Franchise in Los Angeles prior to 1995.



CHIEFS VS. THE NFL - ALL GAMES

Total: 480-407-15 (.540)
Regular Season: 357-308-12 (.536)

	Preseason	Regular Season	Postseason	Total	Overall Win Pct.
Arizona	13-8-1	6-2-1	0-0	19-10-2	.645
Atlanta	4-2-0	5-1-0	0-0	9-3-0	.750
Baltimore	0-0-0	3-0-0	0-0	3-0-0	1.000
Buffalo	8-4-0	16-18-1	1-2	25-24-1	.510
Carolina	1-0-0	2-1-0	0-0	3-1-0	.750
Chicago	6-2-0	4-5-0	0-0	10-7-0	.588
Cincinnati	6-0-0	11-10-0	0-0	17-10-0	.630
Cleveland	3-1-0	9-8-2	0-0	12-9-2	.565
Dallas	4-4-0	3-4-0	0-0	7-8-0	.467
Denver	8-1-0	50-39-0	0-1	58-41-0	.586
Detroit	4-7-0	7-3-0	0-0	11-10-0	.524
Green Bay	5-5-1	6-1-1	0-1	11-6-2	.632
Houston	1-0-0	1-1-0	0-0	2-1-0	.667
Indianapolis	1-3-0	7-8-0	0-2	8-13-0	.381
Jacksonville	1-3-0	1-4-0	0-0	2-7-0	.222
Miami	1-1-1	11-10-0	0-3	12-14-1	.463
Minnesota	7-6-0	4-4-0	1-0	12-10-0	.545
New England	3-3-0	15-11-3	0-0	18-14-3	.557
New Orleans	3-4-0	4-4-0	0-0	7-8-0	.467
N.Y. Giants	1-2-0	2-8-0	0-0	3-10-0	.231
N.Y. Jets	5-2-0	15-14-1	1-1	21-17-1	.551
Oakland	7-1-0	45-42-2	2-1	54-44-2	.550
Philadelphia	1-0-0	2-2-0	0-0	3-2-0	.600
Pittsburgh	1-1-0	8-16-0	1-0	10-17-0	.370
St. Louis	5-9-0	4-4-0	0-0	9-13-0	.409
San Diego	2-5-0	47-41-1	0-1	49-47-1	.510
San Francisco	1-5-0	3-6-0	0-0	4-11-0	.267
Seattle	0-2-0	30-18-0	0-0	30-20-0	.600
Tampa Bay	1-3-0	5-4-0	0-0	6-7-0	.462
Tennessee	10-3-0	25-18-0	2-0	36-21-0	.638
Washington	4-2-0	5-1-0	0-0	9-3-0	.750

HISTORY


SAN DIEGO CHARGERS
47-42-1
Regular Season: 47-41-1
Postseason: 0-1
Home: 27-18-0
Away: 20-24-1

1960 9/10 LA L 20-21	12/7 KC L 20-28	12/8 KC W 20-17 OT
9/25 DAL W 17-0	9/12 KC L 16-30	1992 9/6 SD W 24-10
1961 9/10 DAL L 10-26	11/28 SD W 23-20	11/8 KC W 16-14
11/19 SD L 14-24	1977 9/25 KC L 7-23	1/2/93 SD L 0-17 a
1962 10/7 SD L 28-32	10/23 SD W 21-16	1993 10/17 SD W 17-14
12/16 DAL W 26-17	1978 11/12 SD L 23-29 OT	12/19 KC W 28-24
1963 9/29 SD L 17-38	11/26 KC W 23-0	1994 10/9 SD L 6-20
10/20 KC L 10-24	1979 11/4 KC L 14-20	11/13 KC L 13-14
1964 11/15 KC L 14-28	11/25 SD L 7-28	1995 10/9 KC W 29-23 OT
12/13 SD W 49-6	1980 9/28 KC L 7-24	11/12 SD W 22-7
1965 9/26 SD T 10-10	11/16 SD L 7-20	1996 9/29 SD L 19-22
11/14 KC W 31-7	1981 9/20 KC L 31-42	11/24 KC L 14-28
1966 11/6 KC W 24-14	11/1 SD L 20-22	1997 10/16 KC W 31-3
12/18 SD W 27-17	1982 9/19 KC W 19-12	12/14 SD W 29-7
1967 10/15 SD L 31-45	1983 9/12 KC L 14-17	1998 9/20 KC W 23-7
11/19 KC L 16-17	12/11 SD L 38-41	11/22 SD L 37-38
1968 10/27 KC W 27-20	1984 10/14 KC W 31-13	1999 10/3 SD L 14-21
12/8 SD W 40-3	12/16 SD W 42-21	10/31 KC W 34-0
1969 9/14 SD W 27-9	1985 10/13 SD L 20-31	2000 9/17 KC W 42-10
11/9 KC W 27-3	12/22 KC W 38-34	11/26 SD L 16-17
1970 11/29 KC W 26-14	1986 10/19 KC W 42-41	2001 11/4 SD W 25-20
12/20 SD L 13-31	11/2 SD W 24-23	12/23 KC W 20-17
1971 9/19 SD L 14-21	1987 9/13 KC W 20-13	2002 10/13 SD L 34-35
10/10 KC W 31-10	10/25 SD L 21-42	12/22 KC W 24-22
1972 10/29 SD W 26-14	1988 9/25 KC L 23-24	2003 9/7 KC W 27-14
11/19 KC L 17-27	12/18 SD L 13-24	11/30 SD W 28-24
1973 11/4 SD W 19-0	1989 9/24 SD L 6-21	2004 11/28 KC L 31-34
12/16 KC W 33-6	12/17 KC L 13-20	1/2/05 SD L 17-24
1974 10/27 SD W 24-14	1990 11/18 KC W 27-10	
11/10 KC L 7-14	12/23 SD W 24-21	
1975 10/19 SD W 12-10	1991 9/29 SD W 14-13	

Total Points: KC 1,975 - SD 1,748
a - AFC Wild Card Playoff Game

Longest KC winning streak: 6 (1990-92)
KC Season Sweeps: 14 (Last: 2003)
Cotton Bowl: 2-1-0 (.667)
Municipal Stadium: 6-3-0 (.667)
Arrowhead Stadium: 19-14-0 (.576)

Longest KC losing streak: 6 (1979-81)
SD Season Sweeps: 12 (Last: 2004)
L.A. Memorial Coliseum: 0-1-0 (.000)
Balboa Stadium: 2-3-1 (.417)
Qualcomm Stadium: 18-20-0 (.474)

Chargers home sites: Los Angeles Memorial Coliseum 1960; Balboa Stadium 1961-66;
 Qualcomm Stadium 1967-present, known as Jack Murphy Stadium 1967-96.
 Franchise located in Los Angeles prior to 1961.


SAN FRANCISCO 49ERS
3-6-0
Regular Season: 3-6-0
Postseason: 0-0
Home: 2-2-0
Away: 1-4-0

1971 12/6 SF W 26-17	1985 11/17 SF L 3-31	1997 11/30 KC W 44-9
1975 10/5 KC L 3-20	1991 12/14 SF L 14-28	2000 11/12 SF L 7-21
1982 12/26 KC L 13-26	1994 9/11 KC W 24-17	2002 11/10 SF L 13-17

Total Points: KC 147 - SF 186

Longest KC winning streak: 2 (1994-97) **Longest KC losing streak:** 4 (1975-91)
Arrowhead Stadium: 2-2-0 (.500) **3Com Park:** 1-4-0 (.200)

49ers home sites: Kezar Stadium 1970; Monster Park 1971-present,
 known as Candlestick Park 1971-95, 3Com Park at Candlestick Point 1996-03.

CHIEFS ALL-TIME POSTSEASON RECORDS BY STADIUM

Overall Postseason Record:	8-12 (.400)	Road Record:	5-7 (.417)
Home Record:	2-4 (.333)	BUF - War Memorial Stadium:	1-0 (1.000)
Cotton Bowl:	0-0 (0.000)	BUF - Ralph Wilson Stadium:	0-2 (.000)
Municipal Stadium:	0-1 (.000)	MIA - Pro Player Stadium:	0-2 (.000)
Arrowhead Stadium:	2-3 (.400)	NYJ - Shea Stadium:	1-0 (1.000)
Neutral:	1-1 (.500)	NYJ - Giants Stadium:	0-1 (.000)
Super Bowl I		OAK - Network Assoc. Coliseum:	1-1 (.500)
(L.A. Memorial Coliseum):	0-1 (.000)	SD - Qualcomm Stadium:	0-1 (.000)
Super Bowl IV		TEN - Jeppesen Stadium:	1-0 (1.000)
(Tulane Stadium):	1-0 (1.000)	TEN - Astrodome:	1-0 (1.000)



SEATTLE SEAHAWKS

30-18-0

Regular Season: 30-18-0
Postseason: 0-0

Home: 19-5-0
Away: 11-13-0

1977 12/11 KC L 31-34	11/9 KC W 27-7	11/27 SEA L 9-10
1978 11/19 KC L 10-13	1987 9/20 SEA L 14-43	1995 9/3 SEA W 34-10
12/17 SEA L 19-23	12/27 KC W 41-20	12/24 KC W 26-3
1979 9/30 SEA W 24-6	1988 9/11 SEA L 10-31	1996 9/15 SEA W 35-17
12/2 KC W 37-21	11/20 KC W 27-24	10/17 KC W 34-16
1980 9/14 KC L 16-17	1989 10/8 SEA W 20-16	1997 9/28 KC W 20-17 OT
11/9 SEA W 31-30	11/5 KC W 20-10	11/23 SEA W 19-14
1981 9/27 SEA W 20-14	1990 10/21 SEA L 7-19	1998 10/4 KC W 17-6
11/22 KC W 40-13	11/11 KC L 16-17	11/8 SEA L 12-24
1983 9/4 KC W 17-13	1991 9/22 KC W 20-13	1999 11/21 KC L 19-31
11/27 SEA L 48-51 OT	12/1 SEA W 19-6	12/26 SEA L 14-23
1984 11/4 SEA L 0-45	1992 9/13 KC W 26-7	2000 10/2 KC W 24-17
12/9 KC W 34-7	11/22 SEA W 24-14	10/29 SEA W 24-19
1985 9/29 KC W 28-7	1993 12/5 SEA W 31-16	2001 11/25 KC W 19-7
12/1 SEA L 6-24	1/2/94 KC W 34-24	1/6/02 SEA L 18-21
1986 9/14 SEA L 17-23	1994 10/23 KC W 38-23	2002 11/24 SEA L 32-39

Total Points: KC 1,108 - SEA 905

Longest KC winning streak: 7 (Twice)
KC Season Sweeps: 14 (Last: 2000)
Arrowhead Stadium: 19-5-0 (.792)

Longest KC losing streak: 3 (Twice)
SEA Season Sweeps: 11 (Last: 1996)
Kingdome Stadium: 10-11-0 (.476)
Husky Stadium: 1-1-0
Seahawks Stadium: 0-1-0

Seahawks home sites: Kingdome 1976-99; Husky Stadium 1994, 2000-01;
Qwest Field 2002-present, known as Seahawks Stadium 2002-03.



TAMPA BAY BUCCANEERS

5-4-0

Regular Season: 5-4-0
Postseason: 0-0

Home: 3-1-0
Away: 2-3-0

1976 10/31 TB W 28-19	1981 9/13 KC W 19-10	1993 9/5 TB W 27-3
1978 10/8 KC L 13-30	1984 10/28 KC W 24-20	1999 11/14 TB L 10-17
1979 12/16 TB L 0-3	1986 10/26 KC W 27-20	2004 11/7 TB L 31-34

Total Points: KC 179 - TB 156

Longest KC winning streak: 4 (1981-93)
Arrowhead Stadium: 3-1-0 (.750)

Longest KC losing streak: 2 (Twice)
Tampa Stadium: 2-1-0 (.667)
Raymond James Stadium: 0-2-0 (.000)

Buccaneers home sites: Houlihan's Stadium 1976-97, known as Tampa Stadium 1976-95;
Raymond James Stadium 1998-present.



TENNESSEE TITANS

27-18-0

Regular Season: 25-18-0
Postseason: 2-0

Home: 16-6-0
Away: 11-12-0

1960 10/16 HOU L 10-20	10/22 KC L 19-24	1984 11/11 KC L 16-17
12/4 DAL W 24-0	1968 9/9 HOU W 26-21	1985 11/3 HOU L 20-23
1961 10/1 DAL W 26-21	11/28 KC W 24-10	1986 9/21 KC W 27-13
10/22 HOU L 7-38	1969 10/12 KC W 24-0	1988 10/9 HOU L 6-7
1962 10/28 HOU W 31-7	1970 11/8 KC W 24-9	1989 11/26 KC W 34-0
11/4 DAL L 6-14	1971 9/26 HOU W 20-16	1990 12/16 KC L 10-27
12/23 HOU W 20-17 2 OT a	1973 11/18 KC W 38-14	1991 9/16 HOU L 7-17
1963 10/6 KC W 28-7	1974 9/29 HOU W 17-7	1992 9/20 HOU L 20-23 OT
10/27 HOU L 7-28	1975 11/2 KC L 13-17	1993 9/12 HOU L 0-30
1964 10/4 KC W 28-7	1977 11/27 HOU L 20-34	1/16/94 HOU W 28-20 b
11/22 HOU W 28-19	1978 9/10 KC L 17-20	1994 12/18 KC W 31-9
1965 10/24 HOU L 36-38	1979 9/16 HOU L 6-20	1995 11/19 KC W 20-13
11/28 KC W 52-21	1980 10/12 KC W 21-20	1996 9/1 HOU W 20-19
1966 10/30 KC W 48-23	1981 11/15 KC W 23-10	2000 9/10 TEN L 14-17 OT
1967 9/9 HOU W 25-20	1983 10/23 HOU W 13-10 OT	2004 12/13 TEN W 49-38

Total Points: KC 983 - TEN 736

a - AFL Championship Game (Houston, Texas)

b - AFC Divisional Playoff Game (Houston, Texas)

Longest KC winning streak: 7 (1968-74)
Cotton Bowl: 2-1-0 (.667)
Municipal Stadium: 7-1-0 (.875)
Arrowhead Stadium: 7-4-0 (.636)

Longest KC losing streak: 4 (Twice)
Jeppesen Stadium: 3-3-0 (.500)
Rice Stadium: 1-1-0 (.500)
Astrodome: 6-7-0 (.462)
The Coliseum: 1-1-0 (.500)

Titans home sites: Jeppesen Stadium 1960-64; Rice Stadium 1965-67; Astrodome 1968-96;
Liberty Bowl - Memphis, TN 1997; Vanderbilt Stadium - Nashville, TN 1998;
The Coliseum - Nashville, TN 1999-present, known as Adelphia Coliseum 1999-01.
Franchise located in Houston prior to 1997 and known as the Oilers prior to 1999.



WASHINGTON REDSKINS
5-1-0

Regular Season: 5-1-0
Postseason: 0-0

Home: 3-0-0
Away: 2-1-0

1971 10/24 KC W 27-20	1983 9/18 WAS L 12-27	1995 11/5 KC W 24-3
1976 10/10 WAS W 33-30	1992 11/15 KC W 35-16	2001 9/30 WAS W 45-13
Total Points: KC 176 - WAS 109		

Longest KC winning streak: 3 (1992-present)	Longest KC losing streak: 1 (1983)
Municipal Stadium: 1-0-0 (1.000)	RFK Stadium: 1-1-0 (.500)
Arrowhead Stadium: 2-0-0 (1.000)	FedEx: 1-0-0 (1.000)

Redskins home sites: RFK Memorial Stadium 1970-96; FedEx Field - Landover, MD 1997-present, known as Jack Kent Cooke Stadium 1997-99.

CHIEFS RECORD WHEN... (All-Time)

Regular Season: 357-308-12 (.536)	Having a 100-yard rusher: 93-32-3 (.738)
Preseason: 117-89-3 (.567)	Having a 100-yard receiver: 83-68-5 (.548)
Postseason: 8-12-0 (.400)	Having a 300-yard passer: 31-38-2 (.451)
(Regular Season Only)	Allowing a 100-yard rusher: 32-94-3 (.260)
In overtime games: 10-11-2 (.478)	Allowing a 100-yard receiver: 79-78-5 (.503)
In Primetime contests: 40-24-0 (.625)	Allowing a 300-yard passer: 26-34-1 (.434)
Home: 211-122-4 (.632)	vs. AFC: 208-208-4 (.500)*
Cotton Bowl: 15-6-0 (.714)	vs. AFC West: 134-119-2 (.529)*
Municipal Stadium: 44-16-3 (.698)	vs. NFC: 61-51-2 (.544)*
Arrowhead Stadium: 152-100-1 (.603)	
Away: 146-186-8 (.441)	

*Since 1970.

CHIEFS RECORD WHEN... (2001-04)

Regular Season: 34-30	Allowing 10 points or less: 9-0
Preseason: 9-8	Allowing 20 points or less: 19-4
Postseason: 0-1	Allowing 30 points or less: 30-19
(Regular Season Only)	Allowing more than 30 points: 4-11
Home: 21-11	Scoring first: 19-12
Away: 13-19	Scoring on first drive: 11-12
vs. AFC: 27-21	Opponent scores on first drive: 11-13
vs. AFC West: 14-12	Outcome three points or less: 9-10
vs. NFC: 7-9	Outcome seven points or less: 17-20
Outdoors: 33-27	Playing in overtime: 2-2
Indoors: 1-2	Leading at half: 22-10
On grass: 31-26	Behind at half: 8-19
On artificial turf: 3-4	Tied at half: 4-1
Playing in season openers: 2-2	Leading after three quarters: 26-6
Playing in season finales: 1-3	Trailing after three quarters: 6-20
Playing in September: 8-6	Tied after three quarters: 2-4
Playing in October: 9-7	Positive turnover margin: 17-9
Playing in November: 6-9	Negative turnover margin: 8-13
Playing in December: 12-5	Even turnover margin: 9-8
Playing in January: 0-2	Having a 100-yard rusher: 18-10
Scoring fewer than 10 points: 0-4	Having a 100-yard receiver: 13-14
Scoring 10 points or more: 34-26	Having a 300-yard passer: 9-11
Scoring 20 points or more: 30-15	Allowing a 100-yard rusher: 11-16
Scoring 30 points or more: 19-6	Allowing a 100-yard receiver: 11-10
	Allowing a 300-yard passer: 7-8

PLAYOFF HISTORY

PLAYOFF CAPSULE

NFL Championships.....	1 (1969)
AFL Championships	4 (1962, 1966, 1968, 1969)
AFC West Championships	5 (1971, 1993, 1995, 1997, 2003)
Total Playoff Games	20
All-Time Playoff Record	8-12
Years in Playoffs.....	14
Most Consecutive Playoff Appearances	6 (1990-95)

GAME-BY-GAME PLAYOFF RESULTS

DATE	OPPONENT	GAME	RESULT
12/23/62	Houston	1962 AFL Championship	W, 20-17 (OT)
1/1/67	Buffalo	1966 AFL Championship	W, 31-7
1/15/67	Green Bay	Super Bowl I	L, 10-35
12/22/68	Oakland	1968 AFL Divisional	L, 6-41
12/20/69	N.Y. Jets	1969 AFL Divisional	W, 13-6
1/4/70	Oakland	1969 AFL Championship	W, 17-7
1/11/70	Minnesota	Super Bowl IV	W, 23-7
12/25/71	Miami	1971 AFC Divisional	L, 24-27 (2 OT)
12/28/86	N.Y. Jets	1986 AFC Wild Card	L, 15-35
1/5/91	Miami	1990 AFC Wild Card	L, 16-17
12/28/91	L.A. Raiders	1991 AFC Wild Card	W, 10-6
1/5/92	Buffalo	1991 AFC Divisional	L, 14-37
1/2/93	San Diego	1992 AFC Wild Card	L, 0-17
1/8/94	Pittsburgh	1993 AFC Wild Card	W, 27-24 (OT)
1/16/94	Houston	1993 AFC Divisional	W, 28-20
1/23/94	Buffalo	1993 AFC Championship	L, 13-30
12/31/94	Miami	1994 AFC Wild Card	L, 17-27
1/7/96	Indianapolis	1995 AFC Divisional	L, 7-10
1/4/98	Denver	1997 AFC Divisional	L, 10-14
1/11/04	Indianapolis	2003 AFC Divisional	L, 31-38

*The Chiefs franchise was located in Dallas and known as the Texans from 1960-62.

RECORD vs. ALL PLAYOFF OPPONENTS

TEAM	RECORD	LAST MEETING	RESULT
Buffalo	1-2	1993 AFC Championship	L, 13-30
Denver	0-1	1997 AFC Divisional	L, 10-14
Green Bay	0-1	Super Bowl I	L, 10-35
Houston	2-0	1993 AFC Divisional	W, 28-20
Indianapolis	0-2	2003 AFC Divisional	L, 31-38
Miami	0-3	1994 AFC Wild Card	L, 17-27
Minnesota	1-0	Super Bowl IV	W, 23-7
N.Y. Jets	1-1	1986 AFC Wild Card	L, 15-35
*Oakland	2-1	1991 AFC Wild Card	W, 10-6
Pittsburgh	1-0	1993 AFC Wild Card	W, 27-24 (OT)
San Diego	0-1	1992 AFC Wild Card	L, 0-17

*Franchise located in Los Angeles from 1982-94.

PLAYOFF GAME SUMMARIES

1962 AFL CHAMPIONSHIP GAME



Texans 20, Oilers 17 (2 OT)

December 23, 1962 • Jeppesen Stadium (37,981)



DALLAS	3	14	0	0	0	3	—	20
HOUSTON	0	0	7	10	0	0	—	17

A contest that moved the infant American Football League into the national consciousness proved to be the first of three AFL titles for Hank Stram's charges as the Dallas Texans claimed a 20-17 double-overtime victory over the Houston Oilers. The game still ranks as the second-longest pro contest ever played, coming in at a lengthy 77:54, but is best remembered for RB Abner Haynes' choice to "kick to the clock" at the beginning of the initial overtime session.

Following second-place finishes in each of the league's first two seasons, the Texans ran away with the AFL West title in '62. Dallas (11-3) was then matched in this title bout with Houston (11-3), which had won the first two AFL titles in '60 and '61 over the Chargers.

The Texans grabbed the game's first break when LB E.J. Holub picked off QB/K George Blanda at the goal line and returned the ball 43 yards, sparking a drive that resulted in a 16-yard FG by K Tommy Brooker. Blanda would miss a 47-yard kick on the Oilers next possession and Haynes scored on a 28-yard pass from QB Len Dawson. An INT by CB Dave Grayson would set up Haynes' second TD of the half, this time on a two-yard run to give the Texans a 17-0 halftime advantage.

But the momentum quickly shifted to the Oilers in the second half. George Blanda — then a "young" 35 years old — passed 15 yards to TE Willard Dewveall for a touchdown and kicked a 31-yard field goal before RB Charley Tolar burst over from the one to tie the game at 17-17 in the fourth quarter. Houston had a shot to win the game late in regulation, but LB Sherrill Headrick blocked a 42-yard Blanda field goal to leave the score deadlocked.

The two teams then went into the first sudden death overtime in AFL annals. The Texans won the toss and Stram elected to kick off, maintaining his defense could hold the Oilers long enough for Dawson to get the ball in good field position. Herein came the famous "kick-to-the-clock" episode in which Texans captain Haynes inadvertently elected for his team to kick into the wind instead of having it as the consolation for not receiving the football.

Neither club mounted a serious challenge in the early stages of overtime, but as the fifth quarter was drawing to a close, DE Bill Hull intercepted a Blanda pass and returned it to midfield. Dawson passed to RB Jack Spikes for 10 yards. Spikes — the game's Most Valuable Player — then ran for 19 yards and the Texans were in field goal range.

At the 2:54 mark of the sixth quarter, Brooker kicked a 25-yard field goal to give the Texans a 20-17 victory and the American Football League championship. The game lasted 77 minutes and 54 seconds and would be the longest in pro football history until the Chiefs and Dolphins played over 82 minutes nearly a decade later in '71.

- TEXANS** — Brooker, 16-yard FG.
TEXANS — Haynes, 28-yard pass from Dawson (Brooker kick).
TEXANS — Haynes, 2-yard run (Brooker kick).
OILERS — Dewveall, 15-yard pass from Blanda (Blanda kick).
OILERS — Blanda, 31-yard FG.
OILERS — Tolar, 1-yard run (Blanda kick).
TEXANS — Brooker, 25-yard FG.

Team Statistics	Oilers	Chiefs
First Downs	21	19
Total Net Yards	359	237
Rushes/Net Yards	30/98	54/199
Net Passing	261	38
Pass Attempts/Completions	46/23	14/9
Had Intercepted	5	0
Sacked/Yards Lost	0/0	6/50
Punts/Average	3/39.3	8/31.2
Penalties/Yards	6/50	6/42
Fumbles/Lost	0/0	2/1

RUSHING

- TEXANS** — Spikes 11-77; McClinton 24-70; Haynes 14-26, 1 TD; Dawson 5-26.
OILERS — Tolar 15-78, 1 TD; Cannon 11-37; Smith 2-3.

RECEIVING

- TEXANS** — Haynes 3-45, 1 TD; Spikes 2-24; Arbanas 2-21; McClinton 1-4; Bishop 1-(-6).
OILERS — Dewveall 6-59, 1 TD; Cannon 6-54; McLeod 5-70; Hennigan 3-37; Tolar 1-8; Smith 1-6; Jamison 1-(-9).

PASSING

- TEXANS** — Dawson 9-14-88, 1 TD, 0 INTs.
OILERS — Blanda 23-46-261, 1 TD, 5 INTs.

INTERCEPTIONS

- TEXANS** — Robinson 2-50; Holub 1-43; Grayson 1-20; Hull 1-23.
OILERS — None.

FIELD GOALS

- TEXANS** — Brooker (16) 33WL (25).
OILERS — Blanda 47WL (31).

HISTORY



RB Abner Haynes opts to "kick to the clock" in a double-OT thriller at Houston.

1962 AFL CHAMPIONS



Front Row: Bobby Yarborough - Equipment Manager, James Saxton, Eddie Wilson, Bobby Ply, Len Dawson, Bobby Hunt, Frank Jackson, Abner Haynes, Wayne Rudy - Trainer.

Second Row: Head Coach Hank Stram, Jack Spikes, Curtis McClinton, Smokey Stover, Johnny Robinson, Dave Grayson, Duane Wood, E.J. Holub, Walt Corey.


Third Row: Al Reynolds, Marvin Terrell, Curt Merz, Jon Gilliam, Sonny Bishop, Carl Larpenner, Sherrill Headrick, Ed Hughes - Assistant Coach.

Fourth Row: Lamar Hunt - Founder, Tom Callin - Assistant Coach, Bob Ghiotti - Assistant Coach, Paul Rochester, Jerry Cornelison, Jerry Mays, Jim Tyrer, Charlie Diamond, Don Klosterman - Talent Scout, Bill Walsh - Assistant Coach.

Fifth Row: Jack Steadman - General Manager, Tommy Brooker, Bill Miller, Fred Arbanas, Bill Hull, Dick Davis, Mel Branch, Chris Burford.

HISTORY

1966 AFL CHAMPIONS



Front Row: Pete Beathard, Bobby Ply, Mike Mercer, Len Dawson, Fletcher Smith, Emmitt Thomas, Bobby Hunt, Mike Garrett, Willie Mitchell, Bert Coan.

Second Row: Bobby Yarborough - Equipment Manager, Dr. Albert Miller, Fred Williamson, Frank Pitts, Jerry Lamb, Gloser Richardson, Curtis McClinton, Head Coach Hank Stram, Smokey Stover, Solomon Brannon, David Bonds, Johnny Robinson, Jerrel Wilson, Chuck Mills - Assistant Coach.

Third Row: Gene Thomas, Elijah Gipson, Kit Colvin, Bud Abell, E.J. Holub, Walt Corey, Andrew Rice, Al Reynolds, Dennis Biodrowski, Ron Calegari, Wayne Rudy - Trainer.

Fourth Row: Bob Watcher - Ticket/Stadium Manager, Bill Walsh - Assistant Coach, Curt Merz, Jon Gilliam, Wayne Frazier, Wayne Walker, Sherrill Headrick, Curt Farrier, Ed Budde, Tony DiMidio, Dave Hill, Jerry Mays, Tom Bettis - Assistant Coach, Tom Pratt - Assistant Coach.

Fifth Row: Jack Steadman - General Manager, Hatch Roshdahl, Jim Tyrer, Bobby Bell, Reg Carolan, Tommy Brooker, Ed Lothamer, Fred Arbanas, Chuck Hurston, Buck Buchanan, Aaron Brown, Chris Burford, Otis Taylor, Darrel "Pete" Brewster - Assistant Coach.

1966 AFL CHAMPIONSHIP GAME

Chiefs 31, Bills 7

January 1, 1967 • War Memorial Stadium (42,080)



KANSAS CITY.....	7	10	0	14	-	31
BUFFALO.....	7	0	0	0	-	7



With a berth in Super Bowl I as the prize, the Chiefs visited their ancient War Memorial Stadium for a New Year's Day clash with the defending AFL champion Buffalo Bills. Kansas City's defense had stifled opponents all season long and didn't disappoint in this contest, forcing four turnovers, while limiting Buffalo to just nine first downs and 40 rushing yards as the Chiefs rolled to a 31-7 victory and their second AFL title.

The game, played in frigid, sub-freezing temperatures, produced its first break on the opening kickoff when P Jerrel Wilson recovered a fumble by DE Dudley Meredith on the Buffalo 31-yard line. Three plays later, QB Len Dawson found TE Fred Arbanas for a 29-yard touchdown, giving Kansas City a 7-0 lead.

After the two teams exchanged punts, Buffalo tied the game in the opening period when All-Star QB Jack Kemp hit WR Elbert Dubenion on a 69-yard pass play to tie the score at 7-7. Few thought it would be the Bills last score of the day, but Kansas City would eventually outscore Buffalo 24-0 in the final three quarters.

While the Chiefs defense clamped down on the Bills, Dawson led the Kansas City offense to 10 second-quarter points. A 28-yard punt return by RB Mike Garrett set the Chiefs up at the Buffalo 45-yard line and six plays later the KC signal-caller found WR Otis Taylor for a 29-yard touchdown pass.

The game's decisive play then came just before halftime. Kemp had marched the Bills to the Chiefs eight-yard line, but was picked off at the goal line by S Johnny Robinson, who raced 72 yards with the interception before being brought down at the Buffalo 28-yard line. K Mike Mercer then hit a 32-yard FG with 0:03 left in the half to give the Chiefs a 17-7 lead at the intermission.

The third quarter proved to be a defensive tussle as the two teams each exchanged a pair of punts. Kansas City would get to the Buffalo 42-yard line late in the period, but a 49-yard kick by Mercer fell short leaving the score at 17-7 with 15 minutes remaining.

Kansas City then broke the game wide open as Garrett applied the coup de grace for the Chiefs, scoring on runs of one and 18 yards to make the count 31-7. A 47-yard Dawson pass to E Chris Burford set up Garrett's first TD which came on fourth-and-goal. Buffalo fumbled on its next offensive snap and S Bobby Hunt fell on the loose ball at the Bills 21. Three plays later Garrett started left and then reversed his field to get into the end zone for a second time.

Kemp couldn't move the Bills on their next possession and was picked off by CB Emmitt Thomas on Buffalo's final drive of the day as Kansas City won its second AFL title in four years and awaited the Green Bay Packers in Super Bowl I.

- CHIEFS** — Arbanas, 29-yard pass from Dawson (Mercer kick).
BILLS — Dubenion, 69-yard pass from Kemp (Lusteg kick).
CHIEFS — Taylor, 29-yard pass from Dawson (Mercer kick).
CHIEFS — Mercer, 32-yard FG.
CHIEFS — Garrett, 1-yard run (Mercer kick).
CHIEFS — Garrett, 18-yard run (Mercer kick).

Team Statistics	Bills	Chiefs
First Downs	9	14
Total Net Yards	255	277
Rushes/Net Yards	13/40	33/113
Net Passing	215	164
Pass Attempts/Completions	27/12	24/16
Had Intercepted	2	0
Times Sacked/Yards Lost	4/38	7/63
Punts/Average	8/39.3	6/42.3
Penalties/Yards	3/23	4/40
Fumbles/Lost	3/2	1/0

RUSHING

- CHIEFS** — Garrett 13-39, 2 TDs; McClinton 11-38; Dawson, 5-28; Coan 2-6; G. Thomas 2-2.
BILLS — Carlton 9-31; Burnett 3-6; Kemp 1-3.

RECEIVING

- CHIEFS** — Taylor 5-78, 1 TD; Burford 4-76; Garrett 4-16; Arbanas 2-44, 1 TD; McClinton 1-13.
BILLS — Burnett 6-127; Dubenion 2-79, 1 TD; Bass 2-26; Crockett 1-16; Carlton 1-5.

PASSING

- CHIEFS** — Dawson 16-24-227, 2 TDs, 0 INTs.
BILLS — Kemp 12-27-253, 1 TD, 2 INTs.

INTERCEPTIONS

- CHIEFS** — Robinson 1-72; E. Thomas 1-26.
BILLS — None.

FIELD GOALS

- CHIEFS** — Mercer (32) 49S.
BILLS — None.



RB Mike Garrett's two TDs helped propel Kansas City to an AFL title and a berth in Super Bowl I.

SUPER BOWL I

Packers 35, Chiefs 10

January 15, 1967 • Los Angeles Memorial Coliseum (63,036)



KANSAS CITY	0	10	0	0	- 10
GREEN BAY	7	7	14	7	- 35



Representing themselves and the American Football League in the first championship match with the National Football League, the Chiefs played well for one half before bowing to the supremacy of the Green Bay Packers. Vince Lombardi's Packers - one of the great pro football teams of all time - won Super Bowl I by a 35-10 score. The Packers held a slim 14-10 advantage at the half before the game turned on one play in the third quarter.

Green Bay opened the scoring on its second possession when the game's Most Valuable Player, QB Bart Starr, passed 37 yards to TE Max McGee, who made a remarkable one-handed catch for a touchdown. McGee, who had caught just four passes during the regular season, became an unlikely hero for the Packers after starter Boyd Dowler was injured on the game's opening series. McGee finished the game with seven catches for 138 yards and two TDs.

Behind QB Len Dawson, the Chiefs marched into Green Bay territory on their next drive, but K Mike Mercer misfired on a 40-yard FG to leave the score 7-0 after one quarter. However, Kansas City would tie the game on its next possession after a 31-yard completion to WR Otis Taylor set up a seven-yard scoring pass to RB Curtis McClinton.

Green Bay would go right back on top when RB Jim Taylor scored from 14 yards out on the Packers' vaunted sweep. KC's next drive featured a 27-yard completion to E Chris Burford and culminated with a 31-yard Mercer FG as the Chiefs closed the gap to 14-10.

The Chiefs' momentum carried over to the third quarter as Kansas City moved to a first down on its initial possession. But then the game's key play - one that doomed the underdog Chiefs - unfolded when S Willie Wood intercepted a Dawson pass intended for TE Fred Arbanas at midfield. Wood returned it all the way to the Chiefs five-yard line, where RB Elijah Pitts ran for the first of his two touchdowns as Green Bay would establish a 21-10 lead.

The Packers' defense forced Kansas City to punt on its next two possessions, setting up another Starr-to-McGee touchdown pass. That duo would connect on completions of 11 and 16 yards on a 10-play, 56-yard drive before McGee hauled in a 13-yard score to up the Packer advantage to 28-10.

Kansas City dodged a scoring threat when CB Willie Mitchell picked off a Starr pass at the Chiefs' 11-yard line in the fourth quarter, but it would be Green Bay's only miscue of the day. The Packers' defense would stifle the AFL Champions for the remainder of the game as the Chiefs crossed midfield just once in the fourth quarter.

A 37-yard pass to McGee would set up the Packers' final score, a one-yard Pitts TD run. That score put the finishing touch on a 35-10 victory as Green Bay claimed the first of two straight Super Bowl titles, while Kansas City would have to wait until Super Bowl IV for redemption.

- PACKERS** - McGee, 37-yard pass from Starr (Chandler kick).
- CHIEFS** - McClinton, 7-yard pass from Dawson (Mercer kick).
- PACKERS** - Taylor, 14-yard run (Chandler kick).
- CHIEFS** - Mercer, 31-yard FG.
- PACKERS** - Pitts, 5-yard run (Chandler kick).
- PACKERS** - McGee, 13-yard pass from Starr (Chandler kick).
- PACKERS** - Pitts, 1-yard run (Chandler kick).

Team Statistics	Packers	Chiefs
First Downs	21	17
Total Net Yards	358	239
Rushes/Net Yards	33/130	19/72
Net Passing	228	167
Pass Attempts/Completions	24/16	32/17
Had Intercepted	1	1
Sacked/Yards Lost	3/22	6/61
Punts/Average	4/43.3	7/45.3
Penalties/Yards	4/40	4/26
Fumbles/Lost	1/0	1/0

RUSHING

- CHIEFS** - Dawson 3-24; Garrett 6-17; McClinton 6-16; Beathard 1-14; Coan 3-1.
- PACKERS** - Taylor 16-53, 1 TD; Pitts 11-45, 2 TDs; Anderson 4-30; Grabowski 2-2.

RECEIVING

- CHIEFS** - Burford 4-67; Taylor 4-57; Garrett 3-28; McClinton 2-34, 1 TD; Arbanas 2-30; Carolan 1-7; Coan 1-5.
- PACKERS** - McGee 7-138, 2 TDs; Dale 4-59; Fleming 2-22; Pitts 2-32.

PASSING

- CHIEFS** - Dawson 16-27-211, 1 TD, 1 INT; Beathard 1-5-17, 0 TDs, 0 INTs.
- PACKERS** - Starr 16-23-250, 2 TDs, 1 INT; Bratkowski 0-1-0, 0 TDs, 0 INTs.

INTERCEPTIONS

- CHIEFS** - Mitchell 1-0.
- PACKERS** - Wood 1-50.

FIELD GOALS

- CHIEFS** - Mercer 40WR (31).
- PACKERS** - None.



DT Buck Buchanan levels a hit on QB Bart Starr, who earned MVP honors in Super Bowl I.

HISTORY

1968 AFL DIVISIONAL PLAYOFF GAME

Raiders 41, Chiefs 6

December 22, 1968 • Oakland-Alameda County Coliseum (54,444)



KANSAS CITY	0	6	0	0	-	6
OAKLAND	21	7	0	13	-	41

Oakland jumped out to an early 21-0 lead and picked off QB Len Dawson four times, posting a convincing 41-6 victory in the initial postseason meeting between the Chiefs and Raiders. The two teams had both finished 12-2 and split a pair of regular season contests, setting up this playoff meeting for the right to face the N.Y. Jets in the AFL Championship Game.

The Chiefs defense had allowed a franchise-record 170 points during the regular season, but QB Daryle Lamonica and WR Fred Biletnikoff made play after play against Kansas City. Lamonica finished the day with 345 passing yards and five TD passes, the highest postseason totals ever amassed against Kansas City. Biletnikoff also had a record-setting day, registering 180 receiving yards and three scores, the best individual receiving day produced versus the Chiefs in the playoffs.

The Lamonica-Biletnikoff connection clicked early and often, accounting for three plays and 60 yards on Oakland's opening possession, including a 24-yard TD pass to put the Raiders ahead 7-0.

With the Chiefs backed up at their own two-yard line, P Jerrel Wilson's punt would go off the side of his foot, giving the Raiders the ball at the Kansas City 25-yard line. Three plays later, a 23-yard scoring grab by WR Warren Wells made the score 14-0. The two teams would exchange punts before Lamonica lofted a 44-yard aerial to Biletnikoff to make the score 21-0 at the end of the first quarter.

Kansas City's offense showed some life to open the second quarter. Dawson hit WR Otis Taylor for a 55-yard gain to put the Chiefs in scoring position, but KC could not crack the end zone on three tries from inside the five-yard line as the club would settle for a 10-yard K Jan Stenerud FG to make the count 21-3.

Two possessions later, the Chiefs got excellent field position at the Oakland 38. A 31-yard pass to WR Ron Pitts moved KC to the seven-yard line, but again the offense couldn't cross the goal line, resulting in an eight-yard Stenerud FG. The Raiders responded with a 54-yard Lamonica-to-Biletnikoff scoring strike to close the first half, giving Oakland a commanding 28-6 advantage.

The Chiefs defense forced a punt on Oakland's first drive of the second half and then held the Raiders out of the end zone on fourth-and-goal from the one on their next possession to keep the contest within reach. But KC's offense couldn't put points on the board despite getting deep into Oakland territory twice as a missed 37-yard FG and an interception halted those drives.

The Raiders slammed the door shut in the fourth quarter as Wells caught his second TD of the day and K George Blanda tacked on a pair of FGs to up the Oakland lead to 41-6. Dawson was unable to rally the Chiefs as each of the club's final three possessions ended with interceptions and Oakland advanced to its second straight AFL Championship Game.

- RAIDERS** — Biletnikoff, 24-yard pass from Lamonica (Blanda kick).
- RAIDERS** — Wells, 23-yard pass from Lamonica (Blanda kick).
- RAIDERS** — Biletnikoff, 44-yard pass from Lamonica (Blanda kick).
- CHIEFS** — Stenerud, 10-yard FG.
- CHIEFS** — Stenerud, 8-yard FG.
- RAIDERS** — Biletnikoff, 54-yard pass from Lamonica (Blanda kick).
- RAIDERS** — Wells, 35-yard pass from Lamonica (Blanda kick).
- RAIDERS** — Blanda, 41-yard FG.
- RAIDERS** — Blanda, 40-yard FG.

Team Statistics	Raiders	Chiefs
First Downs	22	13
Total Net Yards	454	312
Rushes/Net Yards	30/118	24/70
Net Passing	336	242
Pass Attempts/Completions	39/19	36/17
Had Intercepted	0	4
Sacked/Yards Lost	1/11	1/11
Punts/Average	5/45.4	6/50.3
Penalties/Yards	1/5	4/49
Fumbles/Lost	1/0	2/0

RUSHING

- CHIEFS** — Holmes 13-46; Hayes 3-10; Dawson 2-9; Garrett 6-5.
- RAIDERS** — Smith 13-74; Banaszak 3-19; Dixon 10-13; Hagerberg 4-12.

RECEIVING

- CHIEFS** — Pitts 5-56; Taylor 4-117; Garrett 4-31; Richardson 3-57; Holmes 1-(-8).
- RAIDERS** — Biletnikoff 7-180, 3 TDs; Smith 5-25; Wells 4-93, 2 TD; Cannon 2-15; Dixon 1-7.

PASSING

- CHIEFS** — Dawson 17-36-253, 0 TDs, 4 INTs.
- RAIDERS** — Lamonica 19-39-345, 5 TDs, 0 INTs.

INTERCEPTIONS

- CHIEFS** — None.
- RAIDERS** — Hopkins 1-7; Wilson 1-14; Conners 1-5; Brown 1-0.

FIELD GOALS

- CHIEFS** — Stenerud (10) (8) 39S.
- RAIDERS** — Blanda (41) (40).



LB Willie Lanier (63), DT Buck Buchanan (86) and LB Jim Lynch (51) corral RB Roger Hagberg.

1969 AFL DIVISIONAL PLAYOFF GAME

Chiefs 13, Jets 6

December 20, 1969 • Shea Stadium (62,977)



KANSAS CITY	0	3	3	7	—	13
NEW YORK	3	0	0	3	—	6



Kansas City had throttled the Jets in the regular season, but getting a playoff victory against the reigning World Champions would prove much more difficult. The Chiefs defense would rise up for a monumental goal line stand, while the offense would get into the end zone when it mattered most as Kansas City claimed a 13-6 victory.

New York was led by QB Joe Namath, but throwing the ball accurately in the swirling winds of Shea Stadium would prove difficult for the charismatic MVP of Super Bowl III. The Jets passer connected on just 14 of 40 attempts for 164 yards and was picked off three times.

New York got on the board first with a 27-yard K Jim Turner field goal to go up 3-0. QB Len Dawson then started KC's next drive with a 13-yard pass to WR Otis Taylor, a 12-yard connection to TE Fred Arbanas and a 17-yard screen to RB Wendell Hayes. After missing a 47-yard FG on KC's first drive, this time K Jan Stenerud connected on a 23-yard FG to knot the score at 3-3.

Neither club could muster much offense for the remainder of the first half. Stenerud would misfire on a 44-yard kick on KC's only other legitimate scoring shot, leaving the score deadlocked at intermission.

Kansas City's defense would turn up the pressure in the third quarter. CB Emmitt Thomas would register the Chiefs first INT of the day, setting up a 47-yard FG attempt that sailed wide left in the blustery conditions. New York's next possession would be terminated by the first of two interceptions on the day by CB Jim Marsalis. After the Jets were penalized for running into P Jerrel Wilson, a 27-yard pass to Arbanas put KC in New York territory. A 25-yard Stenerud FG then gave the Chiefs a slim, 6-3 advantage.

Namath responded by moving the Jets into scoring position early in the fourth quarter. A pass interference call in the end zone would give the home squad first-and-goal at the one, setting the stage for the biggest goal-line stand in Chiefs history.

RB Matt Snell gained half a yard off tight tackle on first down before S Johnny Robinson arrived on the scene, while RB Bill Mathis was stuffed for no gain by LB Willie Lanier on second down. Namath attempted a bootleg on third down, but was hit by LB Jim Lynch and threw the ball away, forcing the Jets to settle for a seven-yard Turner field goal to tie the contest at 6-6.

Dawson and the Chiefs would immediately strike back. A 61-yard bomb to Taylor would set up the game's only TD. WR Gloster Richardson made the biggest grab of his career, hauling in a 19-yard scoring strike from Dawson on the next play. Marsalis would then record his second INT of Namath on the Jets final possession to ensure a tightly-contested 13-6 playoff win, sending Kansas City to the AFL's final title game at Oakland.

- JETS** — J. Turner, 28-yard FG.
- CHIEFS** — Stenerud, 23-yard FG.
- CHIEFS** — Stenerud, 25-yard FG.
- JETS** — J. Turner, 7-yard FG.
- CHIEFS** — Richardson, 19-yard pass from Dawson (Stenerud kick).

Team Statistics	Jets	Chiefs
First Downs	19	14
Total Net Yards	235	276
Rushes/Net Yards	22/87	30/99
Net Passing	148	177
Pass Attempts/Completions	40/14	27/12
Had Intercepted	3	0
Sacked/Yards Lost	2/16	2/24
Punts/Average	5/37.2	6/33.5
Penalties/Yards	3/15	5/63
Fumbles/Lost	1/1	0/0

RUSHING

- CHIEFS** — Garrett 18-67; Hayes 10-32; McVea 1-0; Holmes 1-0.
- JETS** — Snell 12-61; Boozer 3-14; Mathis 6-11; Namath 1-1.

RECEIVING

- CHIEFS** — Hayes 5-46; Taylor 2-74; Arbanas 2-39; Holmes 1-29; Richardson 1-19, 1 TD; Pitts 1-(-6).
- JETS** — Sauer 5-61; Lammons 3-37; B. Turner 2-25; Maynard 1-18; Boozer 1-10; Snell 1-9; Mathis 1-4.

PASSING

- CHIEFS** — Dawson 12-27-201, 1 TD, 0 INTs.
- JETS** — Namath 14-40-164, 0 TDs, 3 INTs.

INTERCEPTIONS

- CHIEFS** — Marsalis 2-42; Thomas 1-0.
- JETS** — None.

FIELD GOALS

- CHIEFS** — Stenerud 47S (23) 44WR 47WL (25).
- JETS** — Turner (28) (7).



LB Willie Lanier (63) and S Johnny Robinson (42) spearhead a pivotal goal-line stand.

HISTORY

1969 AFL CHAMPIONSHIP GAME

Chiefs 17, Raiders 7

January 4, 1970 • Oakland-Alameda County Coliseum (54,444)



KANSAS CITY	0	7	7	3	-	17
OAKLAND	7	0	0	0	-	7



On the day the American Football League played the final game of its 10-year history, the Kansas City Chiefs became the AFL's only three-time champion. The Chiefs, through a curious playoff system, played Oakland for the league's last title. The Raiders had won the AFL West and owned a pair of regular season wins over the Chiefs, including a slim 10-6 victory in the regular season finale.

The Raiders, who arrived at the Oakland-Alameda County Coliseum already packed for a potential trip to Super Bowl IV, suffered the indignity of carrying those suitcases out of the stadium past the Chiefs busses after a 17-7 defeat.

The two clubs managed one first-half touchdown apiece with Oakland's coming on a three-yard run by RB Charlie Smith. Kansas City responded with a one-yard plunge by RB Wendell Hayes after QB Len Dawson had hit on passes of 14 yards to WR Otis Taylor and 41 yards to WR Frank Pitts.

In the third quarter, QB/K George Blanda was wide right on field goals of 39 and 40 yards, attempts that would have moved Oakland in front. Midway through the period, Kansas City began its second TD drive from its own six-yard line. A potential disaster was averted when the Chiefs fell on a fumble at their own two-yard line. On the next play, Dawson and Taylor pulled Kansas City out of the hole with a 35-yard pass play. FB Robert Holmes added 23 more on a flare pass, while a 25-yard pass interference call gave the Chiefs first-and-goal at the three. Holmes plowed in for the go-ahead TD from five yards out on third down, giving the Chiefs a 14-7 advantage.

The game then became a defensive struggle, which played right into Kansas City's hand. Led by defensive charges from the entire front four of DEs Aaron Brown and Jerry Mays and DTs Buck Buchanan and Curley Culp, the Chiefs continually harassed Raiders QB Daryle Lamonica, forcing a trifecta of fourth-quarter interceptions.

K Jan Stenerud came up short on a 52-yard FG to begin the final frame, which would be marked by a myriad of turnovers. S Jim Kearney registered KC's first INT of Lamonica at the Chiefs 18-yard line. Two plays later a Chiefs fumble would put the ball back in the hands of the "Mad Bomber," who was subsequently picked off by CB Jim Marsalis on Oakland's next snap.

Inexplicably, Kansas City would fumble again two plays later, setting Lamonica up deep in Chiefs territory. But three snaps later CB Emmitt Thomas recorded his second pickoff of the day, ending a third straight Oakland possession with an INT. Thomas returned the ball 62 yards to the Oakland 18-yard line, setting up a 22-yard field goal that provided a 17-7 lead with 4:48 remaining.

Kansas City would actually fumble one more time, but the Silver and Black could not capitalize as the victorious Chiefs would return home to pack bags of their own for New Orleans and Super Bowl IV.

- RAIDERS** — Smith, 3-yard run (Blanda kick).
CHIEFS — Hayes, 1-yard run (Stenerud kick).
CHIEFS — Holmes, 5-yard run (Stenerud kick).
CHIEFS — Stenerud, 22-yard FG.

Team Statistics	Raiders	Chiefs
First Downs	18	13
Total Net Yards	233	207
Rushes/Net Yards	28/79	39/86
Net Passing	154	121
Pass Attempts/Completions	45/17	17/7
Had Intercepted	4	0
Sacked/Yards Lost	4/37	1/8
Punts/Average	6/48.5	8/42.8
Penalties/Yards	5/45	5/43
Fumbles/Lost	1/0	5/4

RUSHING

- CHIEFS** — Hayes 8-35, 1 TD; Garrett 7-19; Holmes 18-14, 1 TD; McVea 3-13; Dawson 3-5.
RAIDERS — Dixon 12-36; Smith 12-31, 1 TD; Banaszak 2-8; Todd 2-4.

RECEIVING

- CHIEFS** — Taylor 3-62; Holmes 2-16; Pitts 1-41; Arbanas 1-10.
RAIDERS — Smith 8-86; Sherman 3-45; Cannon 2-22; Banaszak 2-13; Wells 1-24; Dixon 1-1.

PASSING

- CHIEFS** — Dawson 7-17-129, 0 TDs, 0 INTs.
RAIDERS — Lamonica 15-39-167, 0 TDs, 3 INTs; Blanda 2-6-24, 0 TDs, 1 INT.

INTERCEPTIONS

- CHIEFS** — Thomas 2-69; Marsalis 1-23; Kearney 1-17.
RAIDERS — None.

SACKS

- CHIEFS** — Brown 3.0; Culp 1.0.
RAIDERS — Davidson 1.0.

FIELD GOALS

- CHIEFS** — Stenerud 52S (22).
RAIDERS — Blanda 52S 39WR 40WR.



Hank Stram celebrates a third AFL crown as the Chiefs win the league's final contest.

SUPER BOWL IV

Chiefs 23, Vikings 7

January 11, 1970 • Tulane Stadium (80,562)



MINNESOTA	0	0	7	0	-	7
KANSAS CITY	3	13	7	0	-	23

Kansas City's finest sports hour concluded at 5:20 in the afternoon of Sunday, January 11, 1970, when the Chiefs defeated the Minnesota Vikings, 23-7, for the World Championship of pro football.

The Chiefs, who finished 11-3 on the season and defeated the N.Y. Jets and Oakland Raiders in the playoffs, closed out their first decade as the winningest team in the American Football League, which, with Super Bowl IV, came to an end. Beginning in '70, the two leagues merged, with the AFL becoming the American Football Conference of the NFL.

Minnesota, a prohibitive favorite, was 12-2 during the regular season and at one point had won 12 games in succession behind a fearsome defense that had allowed an average of just 9.5 points per game. But behind QB Len Dawson — who would earn the game's Most Valuable Player Award — the Chiefs would amass more than enough offense to carry the day.

The Chiefs took an early lead when K Jan Stenerud booted a 48-yard first quarter field goal, a kick that remains as the longest field goal in Chiefs postseason history. He would later follow with field goals of 32 and 25 yards to give Kansas City a 9-0 lead.

Kansas City received the first break in the game when Vikings S Charlie West fumbled a kickoff and G Remi Prudhomme recovered at the Minnesota 19-yard line. After an eight-yard loss, Dawson handed off to RB Wendell Hayes, who rambled for 13 yards up the middle on a draw play. A 10-yard pass to WR Otis Taylor gave the Chiefs a first down at the four. Three plays later, RB Mike Garrett burst off-tackle for a five-yard touchdown, giving Kansas City a 16-0 halftime lead and stunning the Vikings and a nationwide television audience.

Minnesota mounted a mild third-quarter comeback when RB Dave Osborn scored from four yards out to cut the margin to 16-7. But any hopes the Vikings had of getting closer were dashed by Taylor, who lived up to his big-play reputation repeatedly through that season. Dawson hit the Chiefs wideout on a short hitch pattern, and when CB Earsell Mackbee missed the initial tackle, Taylor was loose down the right sideline, high-stepping his way to a 46-yard TD to give the Chiefs a 23-7 lead after three quarters.

As was so often the case in '69, the defense came to the fore. Minnesota had the ball three times in the final period and, as in the Oakland game the previous week, the Chiefs snuffed out all three chances with interceptions. LB Willie Lanier picked off a QB Joe Kapp pass to halt a rally at the Chiefs 34-yard line. Later on, S Johnny Robinson, playing with what turned out to be three broken ribs, grabbed another errant Kapp throw. In the game's closing minutes, CB Emmitt Thomas intercepted his fourth pass of the playoffs. The Chiefs then ran out the clock to capture the AFL's second consecutive Super Bowl triumph.

- CHIEFS** — Stenerud, 48-yard FG.
- CHIEFS** — Stenerud, 32-yard FG.
- CHIEFS** — Stenerud, 25-yard FG.
- CHIEFS** — Garrett, 5-yard run (Stenerud kick).
- VIKINGS** — Osborn, 4-yard run (Cox kick).
- CHIEFS** — Taylor, 46-yard pass from Dawson (Stenerud kick).

Team Statistics	Vikings	Chiefs
First Downs	13	18
Total Net Yards	239	273
Rushes/Net Yards	19/67	41/151
Net Passing	172	122
Pass Attempts/Completions	28/17	17/12
Had Intercepted	3	1
Sacked/Yards Lost	3/27	3/20
Punts/Average	3/37.0	4/48.5
Penalties/Yards	6/67	4/47
Fumbles/Lost	3/20	0/0

RUSHING

- CHIEFS** — Garrett 11-39, 1 TD; Pitts 3-37; Hayes 8-31; McVea 12-26; Dawson 3-11; Holmes 5-7.
- VIKINGS** — Brown 6-26; Reed 4-17; Osborn 7-15, 1 TD; Kapp 2-9.

RECEIVING

- CHIEFS** — Taylor 6-81, 1 TD; Pitts 3-33; Garrett 2-25; Hayes 1-13.
- VIKINGS** — Henderson 7-111; Brown 3-11; Beasler 2-41; Reed 2-16; Osborn 2-11; Washington 1-9.

PASSING

- CHIEFS** — Dawson 12-17-142, 1 TD, 1 INT; Livingston 0-0-0, 0 TDs, 0 INTs.
- VIKINGS** — Kapp 16-25-183, 0 TDs, 2 INTs; Cuozzo 1-3-16, 0 TDs, 1 INT.

INTERCEPTIONS

- CHIEFS** — Lanier 1-9; Robinson 1-9; Thomas 1-6.
- VIKINGS** — Krause 1-0.

SACKS

- CHIEFS** — Mays 1.0; Buchanan 1.0; Brown 1.0.
- VIKINGS** — Winston 1.0; Marshall 1.0; Eller 1.0.

FIELD GOALS

- CHIEFS** — Stenerud (48) (32) (25).
- VIKINGS** — Cox 56S.



WR Otis Taylor's 46-yard TD catch from Super Bowl IV MVP QB Len Dawson seals a 23-7 win.

HISTORY

1969 WORLD CHAMPIONS



The caption in the January 12th, 1970 edition of the *Kansas City Times* proclaimed: WHO SAID THERE ARE NO HEROES ANYMORE is the question asked by this downtown parade scene (far right photo) that included thousands of Kansas Citizens greeting the triumphant Chiefs with cheers and floating paper. Riding in an open convertible on a chilly day, Otis Taylor (left) and Gloster Richardson (right) were obviously warmed by their reception from jubilant fans on Tenth Street east of Main. In the center photo, Hank Stram, Taylor, Jack Steadman, Len Dawson and Bill Grigsby jubilantly hoist the Lombardi Trophy for Chiefs fans to behold.



Front Row: Noland Smith, Jan Stenerud, Warren McVea, Mike Livingston, Tom Flores, Ed Podolak, Jacky Lee, Len Dawson, John Huarte, Emmitt Thomas.

Second Row: Goldie Sellers, Mike Garrett, Willie Mitchell, Bert Coan, Ceaser Belser, Frank Pitts, Head Coach Hank Stram, Paul Lowe, Gloster Richardson, Curtis McClinton, Richard Armstrong, Wendell Hayes, Jim Marsalis.

Third Row: Dr. Albert Miller, Johnny Robinson, Jerrel Wilson, Robert Holmes, Jim Kearney, Jim Lynch, E.J. Holub, Jack Rudnay, George Daney, Curley Culp, Willie Lanier, Bobby Yarborough - Equipment Manager.

Fourth Row: John Beake - Assistant Coach, Tommy O'Boyle - Assistant Coach, Remi Prudhomme, Bob Stein, Jerry McClurg, Ed Budde, Gene Trosch, Jerry Mays, Mo Moorman, Jim Tyrer, Bobby Bell, Lloyd Wells - Scout, Wayne Rudy - Trainer.

Fifth Row: Tom Pratt - Assistant Coach, Bill Walsh - Assistant Coach, Jack Steadman - General Manager, Reg Carolan, Mickey McCarty, Ed Lothamer, Fred Arbanas, Chuck Hurston, Buck Buchanan, Aaron Brown, Morris Stroud, Otis Taylor, Darrel "Pete" Brewster - Assistant Coach, Tom Bettis - Assistant Coach, Bob Wachter - Ticket/Stadium Manager.

1971 AFC DIVISIONAL PLAYOFF GAME

Dolphins 27, Chiefs 24 (2 OT)

December 25, 1971 • Municipal Stadium (50,374)



MIAMI.....	0	10	7	7	0	3	-	27
KANSAS CITY.....	10	0	7	7	0	0	-	24



The longest game in NFL history signaled the end of a glorious era in Chiefs history as Kansas City and Miami dueled for 82:40 in a double-overtime epic on Christmas Day '71. The final game ever played at Municipal Stadium featured 11 future Hall of Fame players, Hall of Fame head coaches Hank Stram and Don Shula, as well as one of the greatest individual efforts in NFL postseason annals by RB Ed Podolak. But in the end it was the Dolphins who prevailed when K Garo Yepremian's 37-yard FG at 7:40 of the second OT gave Miami a 27-24 victory.

Widely regarded as the finest Chiefs team ever assembled - the '69 Super Bowl IV squad included - Kansas City took a 10-0 lead after the first quarter thanks to a 24-yard FG and a seven-yard TD catch by Podolak. But Miami countered with 10 unanswered points to leave the score deadlocked at halftime.

The unquestioned star of the contest was Podolak, who accounted for an NFL-playoff record 350 combined net yards (85 rushing yards, 110 receiving yards and 153 on kick returns). With the score knotted at 17-17 after three quarters, Podolak capped a 91-yard drive with a three-yard TD run to give the Chiefs a 24-17 lead with 6:46 left in regulation. However, a five-yard pass from QB Bob Griese to TE Marv Fleming put the count at 24-24 with 1:25 remaining in regulation.

Podolak almost ended the game on the ensuing kickoff, but Miami CB Curtis Johnson maintained his angle to make a touchdown-saving tackle at the 22-yard line. With 35 seconds left, K Jan Stenerud's would-be, game-winning 31-yard FG attempt sailed wide right. Miami could not move the ball on its final possession of regulation, sending the game to its first overtime session.

Kansas City won the toss and after taking a lateral from DT Buck Buchanan, Podolak returned the kickoff to the Chiefs 46-yard line. Four plays later, KC was at the Miami 35-yard line as Stenerud lined up for another attempt at a game-winning kick, this time from 42 yards out. But Stenerud's attempt was blocked by LB Nick Buoniconti, giving the Dolphins new life.

Both teams would exchange punts before a 52-yard FG attempt by Yepremian came up short. The first overtime session would come to a close when Dawson was intercepted by Miami S Jake Scott. The Dolphins took over at their own 46 to start overtime number two, but were smothered by Kansas City's fierce defense.

Miami's defense forced the Chiefs to punt, setting up Griese and the Dolphins for one final drive. RB Jim Csonka broke off a 29-yard run to move Miami into KC territory. Four plays later Yepremian ended the NFL's longest day with his 37-yard game-winner. The Dolphins would eventually advance to Super Bowl VI, while the Chiefs would have to wait 15 years before their next postseason appearance after falling in one of the most storied battles in pro football history.

- CHIEFS** — Stenerud, 24-yard FG.
- CHIEFS** — Podolak, 7-yard pass from Dawson (Stenerud kick).
- DOLPHINS** — Csonka, 1-yard run (Yepremian kick).
- DOLPHINS** — Yepremian, 14-yard FG.
- CHIEFS** — Otis, 1-yard run (Stenerud kick).
- DOLPHINS** — Kiick, 1-yard run (Yepremian kick).
- CHIEFS** — Podolak, 3-yard run (Stenerud kick).
- DOLPHINS** — Fleming, 5-yard pass from Griese (Yepremian kick).
- DOLPHINS** — Yepremian, 37-yard FG.

Team Statistics	Dolphins	Chiefs
First Downs	22	23
Total Net Yards	407	451
Rushes/Net Yards	43/144	44/213
Net Passing	263	238
Pass Attempts/Completions	35/20	26/18
Had Intercepted	2	2
Sacked/Yards Lost	0/0	1/8
Punts/Average	6/40.0	2/51.0
Penalties/Yards	5/26	6/44
Fumbles/Lost	1/0	3/2

RUSHING

- CHIEFS** — Hayes 22-100; Podolak 17-85, 1 TD; Wright 2-15; Otis 3-13, 1 TD.
- DOLPHINS** — Csonka 24-86, 1 TD; Kiick 15-56, 1 TD; Griese 2-9; Warfield 2-(-7).

RECEIVING

- CHIEFS** — Podolak 8-110, 1 TD; Wright 3-104; Taylor 3-12; Hayes 3-6; Frazier 1-14.
- DOLPHINS** — Warfield 7-140; Twilley 5-58; Fleming 4-37, 1 TD; Kiick 3-24; Mandich 1-4.

PASSING

- CHIEFS** — Dawson 18-26-246, 1 TD, 2 INTs; Podolak 0-0-0, 0 TDs, 0 INTs.
- DOLPHINS** — Griese 20-35-263, 1 TD, 2 INTs.

INTERCEPTIONS

- CHIEFS** — Lanier 1-17; Lynch 1-0.
- DOLPHINS** — Johnson 1-0; Scott 1-13.

SACKS

- CHIEFS** — None.
- DOLPHINS** — Fernandez 0.5; Riley 0.5.

FIELD GOALS

- CHIEFS** — Stenerud (24) 29WR 31WR 42B.
- DOLPHINS** — Yepremian (14) 52WL.

HISTORY

NFL's LONGEST GAMES

The Chiefs/Texans have participated in the two longest games in NFL history, both double-overtime playoff contests

Time	Result	Date
1. 82:40	Miami 27, KANSAS CITY 24	Dec. 25, 1971
2. 77:54	Dallas Texans 20, HOUSTON 17	Dec. 23, 1962
3. 77:02	CLEVELAND 23, N.Y. Jets 20	Jan. 3, 1987

1986 AFC WILD CARD PLAYOFF GAME

Jets 35, Chiefs 15

December 28, 1986 • Giants Stadium (69,307)



KANSAS CITY	6	0	0	9	-	15
NEW YORK	7	14	7	7	-	35



Kansas City finished the regular season with a 10-6 record to earn the club's first playoff berth in 15 years, but that adulation would be short-lived. After taking an early lead against the N.Y. Jets, three KC turnovers combined with 135 rushing yards and two scores from New York RB Freeman McNeil led to 28 unanswered points and a 35-15 Jets victory.

The Chiefs only offensive scoring drive of the day came on Kansas City's initial possession when QB Todd Blackledge led Kansas City to paydirt. A pass interference call in the end zone set the stage for a one-yard scoring plunge by RB Jeff Smith. But a missed PAT would begin a downward spiral for the Chiefs, who took a brief 6-0 lead.

Jets head coach Joe Walton then made the biggest call of the game on New York's next drive. Facing fourth-and-six at the Chiefs 33-yard line, Walton kept his offense on the field. QB Pat Ryan faked a pitch to McNeil and took the ball up the gut for a 24-yard gain. Two plays later, McNeil was in the end zone, giving the Jets a lead they would not relinquish.

Disaster would strike on Kansas City's next offensive snap when RB Larry Moriarity had the ball jarred loose after catching a swing pass. LB Kyle Clifton recovered for the Jets. Twelve plays later, a one-yard TD toss to McNeil put the Jets ahead 14-6.

After Kansas City failed to gain a first down on its next two possessions, a 30-yard pass to WR Al Toon put New York in Chiefs territory. Ryan then found Toon kneeling in the end zone for an 11-yard TD on third down to give the Jets a commanding 21-6 advantage with 0:59 left in the second quarter.

New York outgained the Chiefs 191 to 58 after 30 minutes and Kansas City's situation would go from bad to worse on the opening snap of the second half. Blackledge was intercepted by LB Kevin McArthur, who raced down the sideline for a 21-yard score, putting the Jets ahead 28-6 just 13 seconds into the third quarter.

Blackledge would guide the Chiefs to the Jets 15-yard line on KC's next possession, but the club's comeback hopes were effectively over when RB Boyce Green was stuffed on fourth-and-one in the third quarter.

Kansas City's special teams would account for the club's only touchdown of the second half as CB Albert Lewis blocked a Dave Jennings punt and recovered it in the end zone to close the gap to 28-13. A six-yard Ryan TD pass to TE Billy Griggs made it 35-13 before QB Bill Kenney replaced Blackledge in the fourth quarter. Kenney guided Kansas City inside the Jets 10-yard line twice to no avail.

The Chiefs final points of the afternoon came when Jennings stepped out of the end zone for a self-imposed safety to make the final score 35-15 as Kansas City's hopes expired.

- CHIEFS** — J. Smith, 1-yard run (kick failed) (9-67).
JETS — McNeil, 1-yard run (Leahy kick) (13-75).
JETS — McNeil, 1-yard pass from Ryan (Leahy kick) (12-47).
JETS — Toon, 11-yard pass from Ryan (Leahy kick) (8-62).
JETS — McArthur, 21-yard interception return (Leahy kick).
CHIEFS — Lewis, blocked punt recovery in end zone (Lowery kick).
JETS — Griggs, 6-yard pass from Ryan (Leahy kick) (7-61).
CHIEFS — Safety, Jennings runs out of end zone.

Team Statistics	Jets	Chiefs
First Downs	19	15
Total Net Yards	306	241
Rushes/Net Yards	36/165	20/67
Net Passing	141	174
Pass Attempts/Completions	23/16	37/20
Had Intercepted	0	2
Sacked/Yards Lost	2/12	2/3
Punts/Average	4/29.0	3/41.3
Penalties/Yards	8/54	1/5
Fumbles/Lost	1/0	2/1

RUSHING

- CHIEFS** — Blackledge 4-33; Green 8-15; J. Smith 4-12, 1 TD; Moriarity 2-7; Heard 1-1; S. Paige 1-(-1).
JETS — McNeil 31-135, 1 TD; Ryan 2-30; T. Paige 2-3; Jennings 1-(-3).

RECEIVING

- CHIEFS** — Marshall 6-72; Green 5-7; Coffman 3-12; Carson 2-43; Smith 2-12; Moriarty 1-16; Heard 1-15.
JETS — Toon 4-48, 1 TD; Shuler 4-28; McNeil 3-16, 1 TD; Walker 2-45; Sohn 1-11; Griggs 1-6, 1 TD; Alexander 1-(-1).

PASSING

- CHIEFS** — Blackledge 12-21-80, 0 TDs, 2 INTs; Kenney 8-16-97, 0 TDs, 0 INTs.
JETS — Ryan 16-23-153, 3 TDs, 0 INTs.

INTERCEPTIONS

- CHIEFS** — None.
JETS — McArthur 1-21, 1 TD; Carter 1-12.

SACKS

- CHIEFS** — Hackett 1.0; Maas 1.0.
JETS — Lyons 1.0; Gastineau 1.0.

FIELD GOALS

- CHIEFS** — None.
JETS — None.

1990 AFC WILD CARD PLAYOFF GAME

Dolphins 17, Chiefs 16

January 5, 1991 • Joe Robbie Stadium (67,276)



KANSAS CITY	3	7	6	0	—	16
MIAMI	0	3	0	14	—	17



The Chiefs were in control for the majority of their first playoff game since '86, but could not answer a late comeback bid by QB Dan Marino as the Dolphins pulled out a 17-16 victory. Chiefs QB Steve DeBerg — who had guided KC to an 11-5 regular season record — had the club in scoring position, but a 52-yard FG attempt by K Nick Lowery fell just inches short with 0:56 remaining.

Had Kansas City fully capitalized on a number of scoring opportunities earlier in the game, the outcome may have been different. CB Charles Washington blocked a punt on Miami's first possession, setting the Chiefs up at the Dolphins 37-yard line. However, Kansas City would be forced to settle for a 27-yard FG. Miami would answer on its next possession as K Pete Stoyanovich nailed an NFL postseason-record 58-yard FG to even to count at 3-3.

However, Stoyanovich would come up short on a 57-yard attempt later in the second quarter, setting the Chiefs up with good field position. KC capitalized as DeBerg floated a 26-yard scoring aerial to WR Stephone Paige putting the Chiefs ahead 10-7 with 1:54 left in the half. Paige would finish the day with 142 receiving yards, the highest postseason total in team history. Meanwhile, DE Neil Smith — who had 1.5 sacks on the day — preserved the lead by stripping Marino on Miami's next possession.

Kansas City dominated the third quarter, but only managed to extend its lead to 16-3. Poised with second-and-goal at the Miami three-yard line, DeBerg was flagged for intentional grounding and the club settled for a 25-yard FG. S Deron Cherry blasted the ball loose from WR Mark Duper on Miami's next play, giving KC the ball at the Dolphins 29-yard line. But once again, the Chiefs could not strike paydirt and would leave Miami territory with only a 38-yard Lowery FG to show for their efforts.

Marino then began his comeback bid. A 10-play, 66-yard march culminated with a one-yard TD loss to FB Tony Paige as the Dolphins moved the count to 16-10. After a 33-yard connection between DeBerg and WR Emile Harry moved KC back into Miami territory, the Chiefs were forced to punt, setting up the Dolphins go-ahead drive which began with a key, 37-yard pass over the middle to TE Ferrell Edmunds. Marino then capped the march with a six-yard TD pass to WR Mark Clayton that was nearly intercepted by CB Albert Lewis as the Dolphins took their first lead of the game at 17-16 with 3:28 remaining in the fourth quarter.

A 20-yard pass to Paige and a 26-yard run by RB Christian Okoye helped put the Chiefs at the Miami 26-yard at the 2:00 warning. A controversial holding call on G Dave Szott nullified a 12-yard Okoye run on the next play, halting the club's momentum and setting the stage for Lowery's final field goal attempt, which came tantalizingly close to the crossbar.

CHIEFS	— Lowery, 27-yard FG (9-28).
DOLPHINS	— Stoyanovich, 58-yard FG (9-40).
CHIEFS	— S. Paige, 26-yard pass from DeBerg (Lowery kick) (4-61).
CHIEFS	— Lowery, 25-yard FG (11-63).
CHIEFS	— Lowery, 38-yard FG (4-8).
DOLPHINS	— T. Paige, 1-yard pass from Marino (Stoyanovich kick) (10-66).
DOLPHINS	— Clayton, 12-yard pass from Marino (Stoyanovich kick) (11-85).

Team Statistics	Dolphins	Chiefs
First Downs	23	15
Total Net Yards	311	367
Rushes/Net Yards	32/98	24/103
Net Passing	213	264
Pass Attempts/Completions	30/19	30/17
Had Intercepted	0	1
Sacked/Yards Lost	2/8	1/5
Punts/Average	3/39.7	4/35.0
Penalties/Yards	2/22	4/35
Fumbles/Lost	2/2	0/0

RUSHING

CHIEFS	— Okoye 13-83; Word 9-13; McNair 2-7.
DOLPHINS	— S. Smith 20-82; Logan 7-17; T. Paige 1-2; Marino 4-(-3).

RECEIVING

CHIEFS	— S. Paige 8-142, 1 TD; McNair 3-22; Harry 2-59; Roberts 2-26; R. Thomas 1-15; Hayes 1-5.
DOLPHINS	— Clayton 5-66, 1 TD; T. Paige 5-30, 1 TD; Duper 3-36; Edmunds 2-49; S. Smith 2-22. Jensen 1-11; S. Martin 1-7.

PASSING

CHIEFS	— DeBerg 17-30-269 1 TD, 1 INT.
DOLPHINS	— Marino 19-30-221, 2 TDs, 0 INTs.

INTERCEPTIONS

CHIEFS	— None.
DOLPHINS	— Williams 1.0.

SACKS

CHIEFS	— N. Smith 1.5; Cooper 0.5.
DOLPHINS	— Griggs 1.0.

FIELD GOALS

CHIEFS	— Lowery (27) (25) (38) 52S.
DOLPHINS	— Stoyanovich (58) 57S.



Miami claims a 17-16 comeback win despite 142 receiving yards from Chiefs WR Stephone Paige.

1991 AFC WILD CARD PLAYOFF GAME

Chiefs 10, Raiders 6

December 28, 1991 • Arrowhead Stadium (75,827)



LOS ANGELES	0	3	3	0	—	6
KANSAS CITY	0	7	0	3	—	10



It took 19 years, but the Chiefs finally had an opportunity to officially christen Arrowhead Stadium with a playoff game. And fittingly, that contest came against Kansas City's most heated rival, the Raiders. The Chiefs had defeated the Raiders 27-21 just six days earlier at the L.A. Coliseum in the season's final regular season game for the right to play at home in the first week of the postseason. Kansas City made the most of that opportunity by recording a 10-6 win over the Raiders, the club's first playoff victory since Super Bowl IV.

The Chiefs recipe for success was a familiar one — solid defense and a bruising ground game. Kansas City's defense forced six turnovers and limited the Silver and Black to just two field goals, while RB Barry Word pummeled the Raiders with 33 carries for a team postseason-record 130 yards.

Word pounded away at the Raiders all day, a trend that began early. Kansas City won the toss and consumed 11:56 off the clock, thanks to a drive that featured 12 runs by Word. The Chiefs drove as deep as the 15-yard line, but K Nick Lowery's 33-yard FG was wide left, leaving the scoreboard empty.

S Deron Cherry registered the first of his two INTs on the game on the Raiders first possession. QB Todd Marinovich would be picked off four times by the KC defense and his first errant throw would give Kansas City possession at the Raiders 24-yard line. But again, Lowery would misfire, this time on a 47-yard FG attempt.

A wild barrage of turnovers then ensued. Chiefs LB Derrick Thomas stripped Marinovich, but QB Steve DeBerg promptly threw an INT on KC's next possession. After a Raiders punt, RB Harvey Williams put the ball on the ground for Kansas City, but Cherry registered another INT which he returned to the 11-yard line. DeBerg would hit WR Fred Jones for the game's only touchdown on the next play as the Chiefs took a 7-0 lead.

Raiders RB Nick Bell finished the game with 107 ground yards and was the club's primary weapon on a 10-play, 65-yard drive that ended with a 32-yard K Jeff Jaeger FG that closed the gap to 7-3 just before intermission.

The first half passing numbers for both squads were equally unimpressive. Marinovich completed just three passes for 47 yards, while DeBerg hit on seven passes for 71 yards. Wisely, both clubs turned to the ground game in the second half. The Raiders gave the ball to Bell eight times on their initial possession of the third quarter, but would have to settle for a 26-yard FG to close the gap to 7-6.

Kansas City then capitalized on a Raiders fumble by handing the ball to Word nine times on a 13-play drive that netted an 18-yard FG to make the score 10-6 early in the fourth quarter. The Chiefs would pick off Marinovich on each of the Raiders final two drives to seal the franchise's first-ever home playoff victory.

- CHIEFS** — F. Jones, 11-yard pass from DeBerg (Lowery kick) (1-11).
RAIDERS — Jaeger, 32-yard FG (10-65).
RAIDERS — Jaeger, 26-yard FG (11-62).
CHIEFS — Lowery, 18-yard FG (13-61).

Team Statistics	Raiders	Chiefs
First Downs	16	16
Total Net Yards	276	204
Rushes/Net Yards	30/152	39/131
Net Passing	124	73
Pass Attempts/Completions	23/12	14/9
Had Intercepted	4	1
Sacked/Yards Lost	2/16	2/16
Punts/Average	1/20.0	2/46.0
Penalties/Yards	9/75	3/20
Fumbles/Lost	2/2	2/1
Possession Time	29:28	30:32

RUSHING

- CHIEFS** — Word 33-130; Williams 2-4; Okoye 1-2; DeBerg 3-(5).
RAIDERS — N. Bell 20-107; Allen 7-39; S. Smith 3-6.

RECEIVING

- CHIEFS** — R. Thomas 3-18; B. Jones 2-25; F. Jones 2-20, 1 TD; Birden 1-18; Word 1-8.
RAIDERS — Brown 4-45; Horton 3-59; Fernandez 2-12; Gault 1-11; S. Smith 1-9; Allen 1-4.

PASSING

- CHIEFS** — DeBerg 9-14-89, 1 TD, 1 INT.
RAIDERS — Marinovich 12-23-140, 0 TDs, 4 INTs.

INTERCEPTIONS

- CHIEFS** — Cherry 2-46; Everett 1-23; Marts 1-7.
RAIDERS — Lott 1-35.

SACKS

- CHIEFS** — Martin 1.0; D. Thomas 1.0.
RAIDERS — Davis 2.0.

FIELD GOALS

- CHIEFS** — Lowery 33WL 47S (18).
RAIDERS — Jaeger (32) (26).



RB Barry Word produces 130 rushing yards in the first-ever playoff game at Arrowhead.

HISTORY

1991 AFC DIVISIONAL PLAYOFF GAME

Bills 37, Chiefs 14

January 5, 1992 • Rich Stadium (80,182)



KANSAS CITY.....	0	0	7	7	- 14
BUFFALO.....	7	10	7	13	- 37



Kansas City was coming off its first postseason victory since Super Bowl IV, but that triumph proved quite irrelevant as Buffalo pounded the Chiefs into submission early in a 37-14 win. The Bills raced out to a 17-0 halftime lead and salted the game away behind RBs Thurman Thomas and Kenneth Davis who combined for 41 carries and 175 rushing yards. Defensively, Buffalo picked off back-up QB Marc Vlasic four times and held the Chiefs to just 213 yards of total offense as the Bills marched to their second straight AFC Championship Game.

After both teams traded a pair of punts to open the game, QB Jim Kelly hit a pair of completions to WR Don Beebe to put the Bills in scoring position and then fired a 25-yard pass to WR Andre Reed to give Buffalo a 7-0 advantage. Kansas City caught the game's first break when CB Eric Everett picked off Kelly early in the second quarter. But the Chiefs offense would go three-and-out. Four plays later, Kelly found Reed for a 53-yard scoring strike to make the count 14-0. Despite throwing three INTs himself, Kelly would finish the contest with 273 passing yards and three TDs.

S Deron Cherry picked off Kelly on Buffalo's next possession, but again, the Chiefs could not capitalize. The Bills would tack on a 33-yard K Scott Norwood field goal to end the first half with a 17-0 lead.

The second half wouldn't start much better for Kansas City. RB Harvey Williams fumbled on the club's first snap of the third quarter, but TE Jonathan Hayes would recover. The Chiefs wouldn't be as fortunate on the next play as Vlasic - who entered the game in the second quarter when starting QB Steve DeBerg was knocked out of the game with a hand injury - suffered the first of four second-half interceptions. Buffalo took over on the Chiefs 36-yard line and six plays later Kelly had the Bills ahead 24-0 after finding WR James Lofton for a 17-0 TD.

Vlasic would be picked off again on the Chiefs next drive, but LB Lonnie Marts returned the favor with an interception of his own to give Kansas City a ray of hope late in the third quarter. This time the Chiefs would get on the board as RB Barry Word bulled into the end zone from three yards out to cut the margin to 24-7.

Thomas and Davis took it from there as the Bills methodically began grinding down the clock. After a Buffalo FG made it 27-7, Vlasic was picked off twice on his next three attempts. The Bills would turn those two miscues into 10 points as Buffalo took a commanding 37-7 lead with 4:57 left in the game.

Vlasic would hit WR Fred Jones on a 20-yard TD with 2:07 remaining to make it 37-14, but it was too little, too late as Buffalo recovered KC's onside kick attempt and ran out the clock, ending the Chiefs postseason aspirations.

- BILLS** — Reed, 25-yard pass from Kelly (Norwood kick) (8-80).
- BILLS** — Reed, 53-yard pass from Kelly (Norwood kick) (4-69).
- BILLS** — Norwood, 33-yard FG (9-39).
- BILLS** — Lofton, 10-yard pass from Kelly (Norwood kick) (3-36).
- CHIEFS** — Word, 3-yard run (Lowery kick) (4-43).
- BILLS** — Norwood, 20-yard FG (14-68).
- BILLS** — Norwood, 47-yard FG (4-2).
- BILLS** — Davis, 5-yard run (Norwood kick) (6-33).
- CHIEFS** — F. Jones, 20-yard pass from Vlasic (Lowery kick) (8-75).

Team Statistics	Bills	Chiefs
First Downs	29	14
Total Net Yards	448	213
Rushes/Net Yards	46/180	24/77
Net Passing	268	136
Pass Attempts/Completions	35/23	29/14
Had Intercepted	3	4
Sacked/Yards Lost	1/5	1/10
Punts/Average	3/33.3	7/40.3
Penalties/Yards	6/40	10/59
Fumbles/Lost	0/0	0/0
Possession Time	34:09	25:51

RUSHING

- CHIEFS** — Word 15-50, 1 TD; Williams 8-24; McNair 1-3.
- BILLS** — T. Thomas 22-100; Davis 19-75, 1 TD; Reed 1-6; Kelly 1-2; Reich 3(-3).

RECEIVING

- CHIEFS** — McNair 5-52; F. Jones 3-31, 1 TD; Birden 2-19; Hayes 1-21; Barnett 1-20; B. Jones 1-2; R. Thomas 1-1.
- BILLS** — Beebe 6-77; McKeller 5-34; Reed 4-100, 2 TDs; T. Thomas 4-21; Lofton 3-34, 1 TD; Edwards 1-7.

PASSING

- CHIEFS** — DeBerg 5-9-22, 0 TDs, 0 INTs; Vlasic 9-20-124, 1 TD, 4 INTs.
- BILLS** — Kelly 23-35-273, 3 TDs, 3 INTs; Reich 0-0-0, 0 TDs, 0 INTs.

INTERCEPTIONS

- CHIEFS** — Everett 1-15; Cherry 1-1; Marts 1-12.
- BILLS** — Jackson 2-6; L. Smith 1-0; Hicks 1-0.

SACKS

- CHIEFS** — D. Thomas 1.0.
- BILLS** — L. Smith 1.0.

FIELD GOALS

- CHIEFS** — None.
- BILLS** — Norwood (33) (20) (47).

1992 AFC WILD CARD PLAYOFF GAME

Chargers 17, Chiefs 0

January 2, 1993 • Jack Murphy Stadium (58,278)



KANSAS CITY	0	0	0	0	-	0
SAN DIEGO	0	0	10	7	-	17



Kansas City had defeated San Diego twice during the '92 regular season. However, that mattered little to the Chargers, who promptly dispatched the Chiefs from the playoffs by a 17-0 margin, marking the only shutout KC has ever suffered in postseason play.

The two sides bludgeoned one another throughout a scoreless first half, but early on it appeared the game may feature its share of offensive fireworks. San Diego QB Stan Humphries hit WR Nate Lewis for a 39-yard gain on the game's first play from scrimmage. Then, after a pair of penalties, the Chargers were knocking on the door. But DE Neil Smith fell on a San Diego fumble at the 13-yard line to halt the scoring threat.

The Chiefs couldn't mount a serious scoring threat in the first half and couldn't move past the San Diego 40-yard line on their first five possessions. The Chargers didn't fare much better with only a fumble, a punt and a missed 52-yard FG to show on three trips into Kansas City territory. Still, San Diego did hold a slight 130-to-122 edge in total yardage heading into halftime.

Kansas City's offensive struggles continued in the second half, as the club punted on its first two possessions. San Diego then broke the stalemate midway through the third quarter when the team's battering ram — RB Marion Butts — burst into the secondary en route to a 54-yard score, giving the Chargers a 7-0 lead. Butts finished the game with 15 carries for 119 yards.

Things went downhill from there for the Chiefs. On Kansas City's next offensive play, QB Dave Krieg had a pass tipped by DE Blaise Winter. Fellow DE Leslie O'Neal picked off the ball at the KC 29-yard line, setting up a 34-yard FG from K John Carney to give San Diego a 10-0 advantage.

While Kansas City's defense was good, forcing 5.0 sacks — including 1.5 by LB Derrick Thomas — San Diego's defense was even better, harassing Krieg all day and finishing the game with 7.0 sacks. Krieg got the Chiefs into Chargers territory on each of the next two drives, but was sacked 3.0 times on those two series, stifling any scoring possibilities.

San Diego then delivered an offensive blow on its next possession. Behind a steady diet of RB Eric Biemiemy, the Chargers mounted an 11-play, 91-yard drive that ate 5:32 off the clock. H-back Steve Hendrickson got a rare carry and bulled his way into the end zone from five yards out to give the home team a 17-0 lead with 4:57 left in the fourth quarter.

The knockout punch quickly followed when Chargers DT Shawn Lee stripped Krieg on Kansas City's next possession. San Diego recovered and took over with 3:52 remaining. The Chiefs would get the ball back one last time, but the results were the same as they had been all day as San Diego sacked Krieg one last time and secured a 17-0 victory.

- CHARGERS** — Butts, 54-yard run (Carney kick) (4-74, 1:57).
CHARGERS — Carney, 34-yard FG (4-9, 2:03).
CHARGERS — Hendrickson, 5-yard run (Carney kick) (11-91, 5:32).

Team Statistics	Chargers	Chiefs
First Downs	18	17
Total Net Yards	342	251
Rushes/Net Yards	35/192	19/61
Net Passing	150	190
Pass Attempts/Completions	23/14	34/16
Had Intercepted	0	2
Sacked/Yards Lost	5/49	7/43
Punts/Average	6/44.2	8/45.0
Penalties/Yards	5/44	7/62
Fumbles/Lost	2/1	2/1
Possession Time	29:46	30:14

RUSHING

- CHIEFS** — Williams 12-35; McNair 3-18; Krieg 2-4; Word 2-4.
CHARGERS — Butts 15-119, 1 TD; Biemiemy 13-38; Harmon 4-27; Hendrickson 1-5, 1 TD; Bernstein 1-3; Humphries 1-0.

RECEIVING

- CHIEFS** — Birden 4-78; McNair 4-35; Davis 3-30; Hargain 2-46; M. Smith 1-28; Williams 1-11; Cash 1-5.
CHARGERS — Harmon 4-21; Walker 3-60; Miller 2-58; Butts 2-17; N. Lewis 1-39; Brennan 1-8; Biemiemy 1-(-4).

PASSING

- CHIEFS** — Krieg 16-34-233, 0 TDs, 2 INTs.
CHARGERS — Humphries 14-23-199, 0 TDs, 0 INTs.

INTERCEPTIONS

- CHIEFS** — None.
CHARGERS — Carrington 1-40; O'Neal 1-3.

SACKS

- CHIEFS** — Thomas 1.5; A. Lewis 1.0; Bayless 1.0; N. Smith 1.0; Griffin 0.5.
CHARGERS — Grossman 2.5; O'Neal 2.0; Lee 2.0; Winter 0.5.

FIELD GOALS

- CHIEFS** — None.
CHARGERS — None.



QB Dave Krieg was sacked 7.0 times as the Chiefs suffered a 17-0 shutout in San Diego.

1993 AFC WILD CARD PLAYOFF GAME

Chiefs 27, Steelers 24 (OT)

January 8, 1994 • Arrowhead Stadium (74,515)



PITTSBURGH	7	10	0	7	0	—	24
KANSAS CITY	7	0	3	14	3	—	27



It took an extra session to settle the score in the initial postseason match-up between Kansas City and Pittsburgh, but the Chiefs would eventually prevail, 27-24. A blocked punt and the last-minute heroics of QB Joe Montana — who was making his first playoff appearance with Kansas City — helped the Chiefs send the game to overtime where K Nick Lowery's 32-yard FG was the difference in the franchise's first OT playoff contest since the '62 AFL Championship Game.

Pittsburgh head coach Bill Cowher had previously served as both a player and assistant coach under Marty Schottenheimer before taking over the fortunes of the Steelers. Early on, the pupil appeared to have the upper hand as Pittsburgh held a 17-7 halftime lead thanks to a pair of TD passes from QB Neil O'Donnell. WR Andre Cooper hauled one in from 10 yards out and WR Ernie Mills caught a 26-yarder with just 0:18 left in the first half.

Kansas City's lone score of the first half came when QB Dave Krieg — who made a brief appearance for an injured Montana — delivered a 23-yard TD completion to WR J.J. Birden in the first quarter. A 23-yard FG in the third quarter would cut the Pittsburgh lead to 17-10, setting the stage for a fantastic finish.

Montana guided the squad on a nine-play, 80-yard drive to open the quarter, culminating with a two-yard TD trot by RB Marcus Allen, who was also making his initial postseason appearance with the Red and Gold. With the score tied at 17-17, O'Donnell answered with a nine-play, 74-yard drive, hitting TE Eric Green for a 22-yard score to put Pittsburgh back ahead with 4:11 left in regulation.

After KC went three-and-out on its next possession, the Steelers had a chance to run out the clock when they got the ball back with 3:00 remaining. However, the Chiefs defense would hold, setting the stage for Kansas City's special teams to swing the momentum back in favor of the home squad. TE Keith Cash swatted down P Mark Royals' punt, which was recovered by WR Fred Jones who returned the ball to the Pittsburgh nine-yard line.

Facing fourth-and-goal from the seven with 1:48 left, the ever-cool Montana found WR Tim Barnett in the back of the end zone to even the count at 24-24. KC's defense would force Pittsburgh three-and-out once again, giving Montana and the Chiefs one final shot in regulation, but a 43-yard FG attempt from Lowery sailed wide right with 0:13 remaining, sending the game to overtime.

Kansas City won the toss, but was unable to move the ball. Pittsburgh got to midfield before it was forced to punt, setting up one final drive by Montana. After starting on their own 20-yard line, KC moved to midfield and was deep in Pittsburgh territory after Montana hit Cash on an 18-yard strike. Five plays later, Lowery took the field on third down and drove the game-winning 32-yard FG through the uprights with 3:57 showing on the clock.

- STEELERS** — Cooper, 10-yard pass from O'Donnell (Anderson kick) (9-66, 5:00).
- CHIEFS** — Birden, 23-yard pass from Krieg (Lowery kick) (7-75, 2:21).
- STEELERS** — Mills, 26-yard pass from O'Donnell (Anderson kick) (6-51, 0:37).
- CHIEFS** — Lowery, 23-yard FG (11-49, 5:11).
- CHIEFS** — Allen, 2-yard run (Lowery kick) (9-80, 5:18).
- STEELERS** — Green, 22-yard pass from O'Donnell (Anderson kick) (9-74, 4:47).
- CHIEFS** — Barnett, 7-yard pass from Montana (Lowery kick) (4-9, 0:46).
- CHIEFS** — Lowery, 32-yard FG (11-66, 5:59).

Team Statistics	Steelers	Chiefs
First Downs	21	28
Total Net Yards	369	401
Rushes/Net Yards	35/97	33/125
Net Passing	272	276
Pass Attempts/Completions	42/23	44/29
Had Intercepted	0	0
Sacked/Yards Lost	3/14	4/23
Punts/Average	7/38.3	6/44.8
Penalties/Yards	5/40	5/25
Fumbles/Lost	1/0	0/0
Possession Time	34:58	36:05

RUSHING

- CHIEFS** — Allen 21-67, 1 TD; Anders 5-27; Montana 4-13; McNair 2-9, Jones 1-9.
- STEELERS** — L. Thompson 25-60; Hoge 6-27; Stone 3-11; O'Donnell 1-(-1).

RECEIVING

- CHIEFS** — Cash 7-56; Birden 6-72, 1 TD; Allen 4-29; Anders 3-30; Barnett 3-30, 1 TD; Davis 2-47; Hayes 2-11; Hughes 1-15; McNair 1-9.
- STEELERS** — Graham 7-96; Mills 4-60, 1 TD; Hoge 3-43; Stone 3-36; L. Thompson 3-4; Green 2-37, 1 TD; Cooper 1-10, 1 TD.

PASSING

- CHIEFS** — Montana 28-43-276, 1 TD, 0 INTs; Krieg 1-1-23, 1 TD, 0 INTs.
- STEELERS** — O'Donnell 23-42-286, 3 TDs, 0 INTs.

INTERCEPTIONS

- CHIEFS** — None.
- STEELERS** — None.

SACKS

- CHIEFS** — N. Smith 2.0; Bayless 1.0.
- STEELERS** — G. Williams 3.0; Lloyd 1.0.

FIELD GOALS

- CHIEFS** — Lowery (23) 43WR (32).
- STEELERS** — Anderson (30).

1993 AFC DIVISIONAL PLAYOFF GAME

Chiefs 28, Oilers 20

January 16, 1994 • Astrodome (64,011)



KANSAS CITY	0	0	7	21	-	28
HOUSTON	10	0	0	10	-	20



Kansas City pulled a huge upset over heavily-favored Houston to advance to its first-ever AFC Championship Game with a 28-20 victory at the Astrodome. The contest marked the Chiefs first road playoff win since claiming a 17-7 triumph at Oakland in the '69 AFL Championship Game.

Houston was the NFL's hottest team heading into the playoffs, owning 11 consecutive wins to close the regular season and showed no signs of cooling down after jumping out to a 10-0 lead in the first quarter over the Chiefs. An interception by CB Steve Jackson on KC's first drive set up a 49-yard FG by K Al Del Greco, while an 11-play, 80-yard Oilers scoring march was capped by a two-yard RB Gary Brown TD run.

Houston's defense had proclaimed the Astrodome as "The House of Pain," but it was Kansas City's defense which began to inflict some damage, registering three sacks and forcing three fumbles in the second quarter alone. While the Chiefs offense couldn't capitalize, it would be a sign of things to come. Kansas City finished the game with a team playoff-record 9.0 sacks and seven forced fumbles, including a pair of sacks apiece by CB Albert Lewis, LB Derrick Thomas, S Bennie Thompson and DT Joe Phillips. Thomas and DE Neil Smith each had two forced fumbles, as well.

The Chiefs finally got on the board in the third quarter when QB Joe Montana threw a seven-yard TD pass to TE Keith Cash, who emphatically spiked the ball into a banner bestowed with the likeness of Oilers defensive coordinator Buddy Ryan. But Cash's exclamation point was nothing compared to the mayhem that would ensue in the fourth quarter.

Another interception by Houston led to a 43-yard FG that put the Oilers ahead 13-7. But the Chiefs grabbed their first lead of the day just three plays later with an 11-yard TD catch by WR J.J. Birden. On the Oilers next play from scrimmage, Thomas unleashed his patented sack-and-strip maneuver on Moon with Chiefs DT Dan Saleaumua scooping up the loose ball at the Houston 20-yard line. This time Montana - who finished the contest with 299 yards - found WR Willie Davis for an 18-yard TD to push the Chiefs advantage to 21-13.

But the Oilers wouldn't go away. Moon - who compiled 306 yards on the day - promptly responded with a seven-yard scoring strike to WR Ernest Givins to pull Houston to within 21-20. Kansas City would produce a one-two knockout combination on its next drive. Cash snared a 41-yard pass from Montana on a third-and-one situation from the KC 30-yard line. Then faced with third-and-two at the Houston 21-yard line, RB Marcus Allen burst through the middle of the line for a 21-yard TD dash to make the score 28-20.

A final sack from Thomas would all but seal the Oilers fate as the Chiefs turned "The House of Pain" into a house of horrors for Houston in the final NFL postseason game ever played in the Astrodome.

- OILERS** — Del Greco, 49-yard FG (4-8, 1:13).
OILERS — Brown, 2-yard run (Del Greco kick) (11-80, 6:30).
CHIEFS — Cash, 7-yard pass from Montana (Lowery kick) (7-71, 3:30).
OILERS — Del Greco, 43-yard FG (4-1, 1:59).
CHIEFS — Birden, 11-yard pass from Montana (Lowery kick) (2-71, 0:59).
CHIEFS — Davis, 18-yard pass from Montana (Lowery kick) (3-12, 0:42).
OILERS — Givins, 7-yard pass from Moon (Del Greco kick) (9-80, 4:09).
CHIEFS — Allen, 21-yard run (Lowery kick) (6-79, 1:40).

Team Statistics	Oilers	Chiefs
First Downs	19	18
Total Net Yards	277	354
Rushes/Net Yards	14/39	18/71
Net Passing	238	283
Pass Attempts/Completions	43/32	38/22
Had Intercepted	1	2
Sacked/Yards Lost	9/68	2/16
Punts/Average	5/48.6	5/45.0
Penalties/Yards	3/63	7/51
Fumbles/Lost	7/2	0/0
Possession Time	35:42	24:18

RUSHING

- CHIEFS** — Allen 14-74, 1 TD; Anders 1-0; Montana 1-(-1); Krieg 2-(-2).
OILERS — Moon 3-22; Brown 11-17, 1 TD.

RECEIVING

- CHIEFS** — Birden 6-60, 1 TD; Davis 5-96, 1 TD; Cash 4-80, 1 TD; Barnett 2-24; McNair 2-9; Allen 1-12; Hayes 1-9; F. Jones 1-9.
OILERS — Jeffries 9-88; Givins 7-63, 1 TD; Wellman 6-80; Duncan 6-49; Brown 4-26.

PASSING

- CHIEFS** — Montana 22-38-299, 3 TDs, 2 INTs; Krieg 0-0-0, 0 TDs, 0 INTs.
OILERS — Moon 32-43-306, 1 TD, 1 INT.

INTERCEPTIONS

- CHIEFS** — Mincy 1-12.
OILERS — Jackson 1-14; Hoage 1-0.

SACKS

- CHIEFS** — Lewis 2.0; D. Thomas 2.0; B. Thompson 2.0; Phillips 2.0; N. Smith 1.0.
OILERS — Fuller 1.0; Lathon 1.0.

FIELD GOALS

- CHIEFS** — None.
OILERS — Del Greco (49) (43).

1993 AFC CHAMPIONSHIP GAME

Bills 30, Chiefs 13

January 23, 1994 • Rich Stadium (76,642)



KANSAS CITY.....	6	0	7	0	- 13
BUFFALO.....	7	13	0	10	- 30



The Chiefs knew that they had to stop the run in order to dethrone the reigning three-time AFC Champion Buffalo Bills on their home turf. Unfortunately, the 229 rushing yards amassed by the Bills provided all that was necessary in a 30-13 AFC Championship Game setback at Rich Stadium. Although the Chiefs were outgained by just 51 yards (389 to 338), they allowed RB Thurman Thomas to gain 186 of Buffalo's 229 rushing yards.

Kansas City was in uncharted territory as the club was playing in its first-ever AFC title game and vying for its first Super Bowl appearance since '69, while the Bills were playing in an unprecedented fourth straight AFC Championship Game.

Neither team's offense was able to move the ball effectively at the start of the first quarter. Midway through the frame, though, Thomas would start to get on track as his easy 12-yard TD scamper gave the Bills a 7-0 lead.

But Kansas City would answer. QB Joe Montana orchestrated a 10-play, 52-yard drive that culminated with a 31-yard FG by K Nick Lowery. S Bennie Thompson then forced Bills WR Russell Copeland to fumble on the ensuing kickoff, WR Fred Jones scooped up the loose ball, setting the stage for another 31-yard FG to cut Buffalo's lead to one as the first quarter came to a close.

The second quarter was all Buffalo as the club scored on three straight possessions, getting a three-yard TD run from Thomas and FGs of 23 and 25 yards from K Steve Christie. The Chiefs had a chance to cut into the lead as the half ended, but a pass by Montana slipped through the hands of FB Kimble Anders, stationed in the end zone, and into the waiting arms of Buffalo S Henry Jones. The Bills took a 20-6 lead into the half as Thomas had already amassed 129 rushing yards.

The Chiefs got the ball to open the second half, but three plays into the third quarter Montana was slammed to the turf by S Matt Darby and LB Darryl Talley, suffering a concussion on the play. Montana was sidelined for the remainder of a very chilly afternoon as QB Dave Krieg came off the bench.

With 2:58 left in the third quarter, Kansas City shaved the Bills lead to seven points with a 14-play, 90-yard drive that culminated in a one-yard plunge by RB Marcus Allen. But Buffalo countered with an 18-yard FG and a three-yard TD run by Thomas to make the count 30-13.

Kansas City's last legitimate comeback hope evaporated when Krieg was picked off at the goal line by CB James Williams with 3:23 left. Krieg would get the club as close as the Buffalo one-yard line on the Chiefs final drive, but it would not matter as time expired on Kansas City and its Super Bowl aspirations.

BILLS	— T. Thomas, 12-yard run (Christie kick) (6-47, 1:52).
CHIEFS	— Lowery, 31-yard FG (10-51, 4:45).
CHIEFS	— Lowery, 31-yard FG (5-11, 1:35).
BILLS	— T. Thomas, 3-yard run (Christie kick) (9-80, 3:37).
BILLS	— Christie, 23-yard FG (10-41, 3:31).
BILLS	— Christie, 25-yard FG (10-56, 3:55).
CHIEFS	— Allen, 1-yard run (Lowery kick) (14-90, 7:18).
BILLS	— Christie, 18-yard FG (14-79, 6:11).
BILLS	— T. Thomas, 3-yard run (Christie kick) (8-52, 4:41).

Team Statistics	Bills	Chiefs
First Downs	30	22
Total Net Yards	389	338
Rushes/Net Yards	46/229	21/52
Net Passing	160	286
Pass Attempts/Completions	27/17	52/25
Had Intercepted	0	2
Sacked/Yards Lost	0/0	4/37
Punts/Average	4/33.3	6/40.8
Penalties/Yards	2/10	6/29
Fumbles/Lost	1/1	1/0
Possession Time	30:40	29:20

RUSHING

CHIEFS	— Allen 18-50, 1 TD; Anders 2-1; Montana 1-1.
BILLS	— T. Thomas 33-186, 3 TDs; K. Davis 10-31; Reed 1-8; Kelly 2-3.

RECEIVING

CHIEFS	— Cash 6-87; W. Davis 5-57; Birden 4-60; Allen 2-36; McNair 2-33; Hayes 2-14; E. Thompson 1-12; Hughes 1-11; Anders 1-7; Szolt 1-8.
BILLS	— Reed 4-49; Brooks 4-34; Metzelaars 4-29; T. Thomas 2-22; Beebe 2-19; McKeller 1-7.

PASSING

CHIEFS	— Montana 9-23-125, 0 TDs, 1 INT; Krieg 16-29-198, 0 TDs, 1 INT.
BILLS	— Kelly 17-27-160, 0 TDs, 0 INTs.

INTERCEPTIONS

CHIEFS	— None.
BILLS	— H. Jones 1-15; J. Williams 1-0.

SACKS

CHIEFS	— None.
BILLS	— Talley 1.0; B. Smith 1.0; Hansen 1.0; Wright 1.0.

FIELD GOALS

CHIEFS	— Lowery (31) (31).
BILLS	— Christie (23) (25) (18).

HISTORY

1994 AFC WILD CARD PLAYOFF GAME

Dolphins 27, Chiefs 17

December 31, 1994 • Joe Robbie Stadium (67,487)



KANSAS CITY.....	14	3	0	0	-	17
MIAMI.....	7	10	10	0	-	27



In a game that proved to be the final contest of QB Joe Montana's legendary career, the Chiefs signal-caller provided a dramatic first-half showdown with fellow Western Pennsylvania native, Dolphins QB Dan Marino. But after these two legendary passers duelled to a 17-17 halftime tie, Miami pulled away in the second half behind Marino for a 27-17 victory.

The Chiefs outgained Miami by a 414-to-381 margin in total yardage, but a pair of second-half turnovers and a staunch Dolphins defense was too much to overcome. Neither club was able to mount a substantial pass rush as Chiefs LB Derrick Thomas recorded the game's only sack in his hometown return.

Both quarterbacks were nearly flawless in the first 30 minutes as Montana completed 12 of 15 passes for 178 yards and two TDs, while Marino hit on 14 of 16 attempts for 162 yards and one score as the two squads each scored on their first three possessions.

Montana started the shootout by guiding an exquisite 11-play, 80-yard drive that was capped with a one-yard play-action TD toss to TE Derrick Walker. Marino immediately answered with a nearly-identical, 10-play, 72-yard march that ended with a one-yard plunge by RB Bernie Parmalee to tie the score at 7-7.

KC struck quickly on its next possession as Montana found FB Kimble Anders on a 67-yard screen pass that hit paydirt. The two clubs then traded field goals before Marino produced a monster, 13-play, 80-yard drive that consumed 5:50 off the clock. A one-yard TD pass to TE Ronnie Williams with 0:22 remaining in the second quarter ended an exquisite half of football with the score deadlocked at 17-17.

Marino picked up right where he left off on the opening possession of the second half, putting the Dolphins ahead 24-17 on a seven-yard scoring strike to WR Irving Fryar. But this time the Chiefs and Montana could not answer, going three-and-out on their next two drives. Meanwhile, Miami lacked on a 40-yard FG from K. Pete Stoyanovich to go up 27-17.

The Dolphins defense then clamped down in the fourth quarter. CB J.B. Brown picked off a Montana pass in the end zone to thwart a golden scoring opportunity, while S Michael Stewart forced a rare fumble by RB Marcus Allen as KC crossed into Miami territory on its next possession.

Miami was then content to grind it out on the ground, consuming over five minutes off the clock before the Chiefs could regain possession. Montana managed to get Kansas City as close as the Dolphins 19-yard line before his final professional pass fell incomplete on fourth down as he attempted to find WR Willie Davis. He finished the game with 314 yards on 26-of-37 passing with two TDs and one INT, while Marino ended the day by completing 22 of 29 attempts for 257 yards with two TD passes and no INTs.

- CHIEFS** — D. Walker, 1-yard pass from Montana (Elliott kick) (11-80, 6:28).
- DOLPHINS** — Parmalee, 1-yard run (Stoyanovich kick) (10-72, 6:12).
- CHIEFS** — Anders, 57-yard pass from Montana (Elliott kick) (4-83, 1:40).
- DOLPHINS** — Stoyanovich, 40-yard FG (7-35, 3:25).
- CHIEFS** — Elliott, 21-yard FG (12-69, 6:03).
- DOLPHINS** — R. Williams, 1-yard pass from Marino (Stoyanovich kick) (13-80, 5:50).
- DOLPHINS** — Fryar, 7-yard pass from Marino (Stoyanovich kick) (8-64, 3:02).
- DOLPHINS** — Stoyanovich, 40-yard FG (10-59, 4:48).

Team Statistics	Dolphins	Chiefs
First Downs	22	24
Total Net Yards	381	414
Rushes/Net Yards	31/132	23/100
Net Passing	249	314
Pass Attempts/Completions	29/22	37/26
Had Intercepted	0	1
Sacked/Yards Lost	1/8	0/0
Punts/Average	3/43.3	2/40.0
Penalties/Yards	6/50	4/15
Fumbles/Lost	0/0	3/1
Possession Time	27:30	32:30

RUSHING

- CHIEFS** — Allen 14-64; Anders 5-17; Hill 2-14; Montana 2-5.
- DOLPHINS** — Parmalee 18-57, 1 TD; Spikes 9-49; McDuffie 1-19; Marino 2-4; Craver 1-3.

RECEIVING

- CHIEFS** — Anders 6-103, 1 TD; Allen 5-49; Birden 4-56; Cash 3-38; D. Walker 3-27, 1 TD; Dawson 3-21; Hill 1-11; Davis 1-9.
- DOLPHINS** — Fryar 6-71, 1 TD; Craver 4-35; Parmalee 2-34; Jackson 2-29; M. Williams 2-28; McDuffie 2-25; Saxon 2-24; Miller 1-10; R. Williams 1-1, 1 TD.

PASSING

- CHIEFS** — Montana 26-37-314, 2 TDs, 1 INT.
- DOLPHINS** — Marino 22-29-257, 2 TDs, 0 INTs.

INTERCEPTIONS

- CHIEFS** — None.
- DOLPHINS** — Brown 1-24.

SACKS

- CHIEFS** — Thomas 1.0.
- DOLPHINS** — None.

FIELD GOALS

- CHIEFS** — Elliott (21).
- DOLPHINS** — Stoyanovich (40) (40).

1995 AFC DIVISIONAL PLAYOFF GAME

Colts 10, Chiefs 7

January 7, 1996 • Arrowhead Stadium (77,594)



INDIANAPOLIS	0	7	3	0	—	10
KANSAS CITY	7	0	0	0	—	7



Frigid conditions, four turnovers and three missed field goals contributed to one of the most shocking upsets in Chiefs history as Kansas City (13-3) suffered a 10-7 loss to Indianapolis (9-7) at Arrowhead.

A kickoff temperature of 11 degrees and a wind chill of -9 seemingly did little to faze the dome-dwelling Colts. Indianapolis didn't lose any of its four fumbles and despite missing two field goals, it still made one when it counted as Kansas City squandered a solid effort from its league-leading scoring defense and 94 rushing yards from Marcus Allen, the fourth-best total in KC playoff history.

The Chiefs got off to a promising start, putting together a five-play, 62-yard TD drive on their third possession of the game. That march culminated with a 20-yard scoring pass from QB Steve Bono to WR Lake Dawson to give Kansas City its only score of the day and a 7-0 lead.

Colts QB Jim Harbaugh then made arguably the biggest play of the game on Indianapolis' next possession. Facing third-and-11 at his own 22-yard line, Harbaugh scrambled for an 18-yard gain. The Colts would convert six times on either third or fourth down on the drive, including a five-yard TD catch by WR Floyd Turner on third down which capped an 18-play, 77-yard drive that ate 8:40 off the clock and tied the count at 7-7.

Indianapolis K Cary Blanchard was short on a 47-yard FG after a KC fumble. Chiefs K Lin Elliott had a shot to put his team ahead with 0:12 left in the first half, but he was wide right from 35 yards out as the contest remained tied at halftime.

Kansas City boasted an NFL-best +12 turnover differential during the regular season and forced its only takeaway of the day when CB Mark Collins picked off Harbaugh. But just two plays later, Bono was intercepted by CB Ashley Ambrose, setting up a 30-yard FG to put the Colts ahead 10-7 with 2:48 left in the third quarter.

KC's defense kept it close in the final 15 minutes, but it was not enough. Elliott was wide right on a 39-yard FG to open the fourth quarter and Bono was picked off by LB Quentin Coryatt on the Chiefs next possession. KC still appeared to have a shot when Blanchard's 49-yard FG fell short with 5:44 left in the game, but three plays later Bono was picked off by CB Eugene Daniel. However, the Chiefs defense held once again, setting the stage for one final drive with 4:12 remaining in the contest.

QB Rich Gannon came on in relief of Bono and took over at the Chiefs 18-yard line. He methodically moved the club downfield, converting three third downs, including a 14-yard scramble that put Kansas City at the Colts 25-yard line with 0:56 left. Gannon narrowly missed WR Lake Dawson in the end zone on third down, setting the stage for a final field goal attempt by Elliott from 42 yards out. But the kick sailed wide left as Indianapolis claimed a 10-7 victory and advanced to the AFC Championship Game.

- CHIEFS** — Dawson, 20-yard pass from Bono (Elliott kick) (5-62, 2:28).
COLTS — Turner, 5-yard pass from Harbaugh (Blanchard kick) (18-77, 8:40).
COLTS — Blanchard, 30-yard FG (9-35, 4:35).

Team Statistics	Colts	Chiefs
First Downs	16	15
Total Net Yards	249	281
Rushes/Net Yards	39/147	28/129
Net Passing	102	152
Pass Attempts/Completions	27/12	33/16
Had Intercepted	1	3
Sacked/Yards Lost	2/10	0/0
Punts/Average	6/36.5	4/36.8
Penalties/Yards	6/38	3/29
Fumbles/Lost	4/0	1/1
Possession Time	33:14	26:46

RUSHING

- CHIEFS** — Allen 21-94; Gannon 2-19; Anders 5-16.
COLTS — Warren 20-76; Harbaugh 9-48; Crockett 6-12; Humphrey 4-11.

RECEIVING

- CHIEFS** — Anders 7-44; Dawson 4-70, 1 TD; Allen 2-21; Slaughter 2-10; Walker 1-7.
COLTS — Dawkins 4-37; Bailey 2-37; Warren 2-18; Turner 2-15, 1 TD; Crockett 2-5.

PASSING

- CHIEFS** — Bono 11-25-122, 1 TD, 3 INTs; Gannon 5-8-30, 0 TDs, 0 INTs.
COLTS — Harbaugh 12-27-112, 1 TD, 1 INT.

INTERCEPTIONS

- CHIEFS** — Collins 1-0.
COLTS — Daniel 1-13; Coryatt 1-10; Ambrose 1-2.

SACKS

- CHIEFS** — Booker 1.0; N. Smith 1.0.
COLTS — None.

FIELD GOALS

- CHIEFS** — Elliott 35WR 39WL 42WL.
COLTS — Blanchard 47S (30) 49S.



DE Neil Smith and the Chiefs can't overcome the combination of bone-chilling cold and the Colts QB Jim Harbaugh.

HISTORY

1997 AFC DIVISIONAL PLAYOFF GAME

Broncos 14, Chiefs 10

January 4, 1998 • Arrowhead Stadium (76,965)



DENVER.....	0	7	0	7	—	14
KANSAS CITY.....	0	0	10	0	—	10

The two teams with the AFC's best regular season records squared off as Kansas City (13-3) and Denver (12-4) met for the first time in postseason play. The Chiefs boasted the NFL's top scoring defense (14.5 ppg), while the Broncos owned the league's number one scoring offense (29.5 ppg). But it was Denver that claimed a 14-10 victory in what would be the final contest of RB Marcus Allen's storied Hall of Fame career.

Kansas City outgained Denver by 303 to 272 total yards and held a +2 edge in the turnover column, but an inability to put points on the board in several key situations cost the Chiefs a chance to host the AFC Championship Game. After the two teams battled through a scoreless first quarter, KC appeared to get on the board first, but was flagged for holding on a 34-yard FG by K Pete Stoyanovich, who had missed just one FG during the regular season. However, Stoyanovich's ensuing 44-yard attempt went wide left to leave the count at 0-0.

Denver QB John Elway then marched the Broncos on an eight-play, 65-yard scoring drive that culminated with a one-yard TD run by RB Terrell Davis, who would finish the game with 25 carries for 101 yards. KC could not get back into scoring range, as the Broncos took a 7-0 lead into the intermission.

Chiefs QB Elvis Grbac opened the second half with a 34-yard pass to WR Andre Rison, who finished the day with 110 receiving yards, the third-highest total in Chiefs postseason history. The game's most pivotal sequence would follow. Facing third-and-goal at the Denver three, Grbac connected with rookie TE Tony Gonzalez, who appeared to be forced out of the end zone by Broncos CB Darrien Gordon. However, the play was ruled an incomplection, forcing the Chiefs to settle for a 20-yard FG to cut the gap to 7-3.

With Denver poised at the Kansas City 11-yard line on its next drive, Chiefs DE John Browning forced a fumble by RB Derek Loville to thwart a Broncos scoring opportunity. After both squads exchanged punts, Grbac found WR Joe Horn on a 50-yard strike to set up a 12-yard TD pass to Gonzalez, giving the Chiefs a short-lived 10-7 advantage. However, Davis found paydirt from one-yard out on the Broncos ensuing drive to retake the lead at 14-10.

KC got as deep as the Denver 31-yard line on its next possession and lined up in field goal formation on fourth-and-six, but holder P Louie Aguiar ran with the ball and was tackled three yards short of a first down. Kansas City began its last possession with 4:04 left. Grbac found Rison for a 23-yard gain to move KC to the Broncos 28 with 1:51 left as the Chiefs used their final time out. Facing fourth-and-two at the Denver 20-yard line with 0:19 remaining, Grbac's final pass into the end zone was batted down by Gordon as Denver held on to claim the 14-10 victory.

- BRONCOS** — T. Davis, 1-yard run (Elam kick) (8-65, 4:51).
CHIEFS — Stoyanovich, 20-yard FG (11-67, 5:18).
CHIEFS — Gonzalez, 12-yard pass from Grbac (Stoyanovich kick) (4-65, 1:35).
BRONCOS — T. Davis, 1-yard run (Elam kick) (6-49, 2:38).

Team Statistics	Broncos	Chiefs
First Downs	16	18
Total Net Yards	272	303
Rushes/Net Yards	32/109	24/77
Net Passing	163	226
Pass Attempts/Completions	19/10	37/24
Had Intercepted	0	0
Sacked/Yards Lost	1/7	4/34
Punts/Average	6/36.2	5/46.4
Penalties/Yards	8/64	7/65
Fumbles/Lost	4/2	2/0
Possession Time	28:54	31:06

RUSHING

- CHIEFS** — Allen 12-37; Grbac 4-22; Anders 3-9; Bennett 3-4; Aguiar 1-3; Hill 1-2.
BRONCOS — T. Davis 25-101, 2 TDs; Griffith 4-9; Loville 2-0; Elway 1(-)-1.

RECEIVING

- CHIEFS** — Rison 8-110; Popson 5-26; Gonzalez 3-26, 1 TD; Dawson 2-20; Anders 2-4; Horn 1-50; Hughes 1-13; Allen 1-8; Vanover 1-3.
BRONCOS — McCaffrey 3-56; Sharpe 2-33; R. Smith 2-19; Carswell 1-26; Green 1-19; T. Davis 1-17.

PASSING

- CHIEFS** — Grbac 24-37-260, 1 TD, 0 INTs.
BRONCOS — Elway 10-19-170, 0 TDs, 0 INTs.

INTERCEPTIONS

- CHIEFS** — None.
BRONCOS — None.

SACKS

- CHIEFS** — Woods 1.0.
BRONCOS — N. Smith 2.0; A. Williams 2.0.

FIELD GOALS

- CHIEFS** — Stoyanovich 44WL (20).
BRONCOS — None.

2003 AFC DIVISIONAL PLAYOFF GAME

Colts 38, Chiefs 31

January 11, 2004 • Arrowhead Stadium (79,159)



INDIANAPOLIS	14	7	10	7	—	38
KANSAS CITY	3	7	14	7	—	31



The NFL's top two scoring offenses and two of the game's brightest stars battled in an offensive shootout at Arrowhead in which Indianapolis prevailed by a 38-31 margin. RB Priest Holmes finished the game with a Chiefs single-game postseason record 176 rushing yards and tied a club playoff record with two rushing TDs. Colts QB Peyton Manning was just as good, throwing for 304 yards with three scores and posting an impeccable 138.8 rating.

In a game that featured no punts, just one turnover and only five total penalties, Manning's nearly-perfect performance kept the Colts one step ahead of Kansas City all afternoon. It marked just the third time in NFL postseason history that neither team was forced to punt and was the first time it had occurred since the '82 NFL Playoffs. Kansas City would draw within seven points three times in the second half, but Manning always had an answer.

Manning, the NFL's Co-MVP, opened the game with a 29-yard TD pass to WR Brandon Stokley. Kansas City would answer with a 22-yard field goal from Morten Andersen when Holmes was stopped on third-and-goal from the three. However, Manning and company kept the pressure on with an 11-yard TD run from RB Edgerrin James for a 14-3 lead.

The Chiefs rallied back as Green found WR Dante Hall on a nine-yard TD, cutting the deficit to 14-10. However, the Colts put together another impressive march, as Manning again capped it with a two-yard TD strike to FB Tom Lopienski for a 21-10 lead.

The scoring torrent finally abated as the Chiefs failed to score on their final first-half possession, thanks to a 31-yard touchdown that was called back on an offensive pass interference call on TE Tony Gonzalez and a missed 31-yard field goal.

Holmes ripped off a 48-yard dash on the second play of the third quarter, but had the ball ripped loose by CB David Macklin who recovered the fumble at the Colts 22-yard line. Indianapolis would cash the turnover in with a 45-yard FG from K Mike Vanderjagt for a 24-10 lead.

Holmes would exact revenge on the Chiefs next drive as he accounted for 44 yards rushing and a one-yard TD dive. After a Manning-to-Reggie Wayne TD pass boosted the Colts margin to 31-17 late in the third quarter, WR Dante Hall responded by returning the ensuing kickoff 92 yards for his second TD of the game. Hall's 208 kickoff return yards on the day set a Chiefs single-game postseason record and were the third-highest total in NFL postseason history.

Indianapolis would answer with a one-yard TD from James, building an insurmountable 38-24 lead. The Chiefs made it interesting though as Holmes scored on a one-yard TD run with 4:22 remaining to make the score 38-31. But Kansas City's defense couldn't get the ball back until just 0:08 remained on the clock, leaving the Chiefs out of time for a comeback.

COLTS	— Stokley, 29-yard pass from Manning (Vanderjagt kick) (10-70, 5:40).
CHIEFS	— Andersen, 22-yard field goal (11-73, 5:42).
COLTS	— James, 11-yard run (Vanderjagt kick) (6-76, 3:01).
CHIEFS	— Hall, 9-yard pass from Green (Andersen kick) (12-77, 7:02).
COLTS	— Lopienski, 2-yard pass from Manning (Vanderjagt kick) (9-71, 4:06).
COLTS	— Vanderjagt, 45-yard field goal (11-51, 5:08).
CHIEFS	— Holmes, 1-yard run (Andersen kick) (8-55, 3:58).
COLTS	— Wayne, 19-yard pass from Manning (Vanderjagt kick) (7-64, 3:38).
CHIEFS	— Hall, 92-yard kickoff return (Andersen kick) (0-0, 0:13).
COLTS	— James, 1-yard run (Vanderjagt kick) (10-81, 5:21).
CHIEFS	— Holmes, 1-yard run (Andersen kick) (17-76, 6:52).

Team Statistics	Colts	Chiefs
First Downs	27	24
Total Net Yards	434	408
Rushes/Net Yards	32/142	30/196
Net Passing	292	212
Pass Attempts/Completions	30/22	18/30
Had Intercepted	0	0
Times Sacked/Yards	1.0/12.0	0.0/0.0
Punts/Average	0/0.0	0/0.0
Penalties/Yards	1/5	4/30
Fumbles/Lost	0/0	1/1
Possession Time	32:13	27:47

RUSHING

CHIEFS	— Holmes 24-176, 2 TDs; Green 3-18; Morton 1-5; Blaylock 2(-3).
COLTS	— James 26-125, 2 TDs; Rhodes 5-18; Manning 1(-1).

RECEIVING

CHIEFS	— Holmes 5-32; Gonzalez 4-55; Kennison 3-50; Hall 2-19, 1 TD; Boerigter 1-21; Morton 1-14; Blaylock 1-11; Richardson 1-10.
COLTS	— Harrison 6-98; Wayne 6-83, 1 TD; Stokley 4-57, 1 TD; Pollard 3-41; James 1-16; Davenport 1-7; Lopienski 1-2, 1 TD.

PASSING

CHIEFS	— Green 18-30-212, 1 TD, 0 INTs.
COLTS	— Manning 22-30-304, 3 TDs, 0 INTs.

INTERCEPTIONS

CHIEFS	— None.
COLTS	— None.

SACKS

CHIEFS	— Truluck 1.0.
COLTS	— None.

FIELD GOALS

CHIEFS	— Andersen (22) 31WL.
COLTS	— Vanderjagt (45).

ALL-TIME ROSTER

Player	Pos.	Jersey(s) Worn	College	Year(s) Played	Year(s) Started
A					
Abell, Bud	LB	52	Missouri	1966-68	
Acker, Bill	NT/DE	64, 74	Texas	1982, '87	
Adamie, Mike	RB	1	Northwestern	1971-72	
Adams, Tony	QB	11	Utah State	1975-78	
Adams, Vashone	S	26	Eastern Michigan	1998	
Adickes, Mark	G	61	Baylor	1986-89	1986-89
Adkins, Kevin	C	65	Oklahoma	1987	
Agajanian, Ben	K	3	New Mexico	1961	
Agee, Tommie	RB	32	Auburn	1989	
Aguiar, Louie	P	5	Utah State	1994-98	1994-98*
Ale, Arnold	LB	56	UCLA	1994	
Alexander, Derrick	WR	82	Michigan	1998-01	1998-01
Alford, Darnell	T	72	Boston College	2000-02	
Allen, Jared	DE	69	Idaho State	2004	2004
Allen, Marcus	RB	32	Southern California	1993-97	1993-96
Allen, Nate	CB	48	Texas Southern	1971-74	1973-74
Allen, Taje	CB	26	Texas	2001-02	
Allotey, Victor	G	69	Indiana	2001-02	
Alt, John	T	76	Iowa	1984-96	1987-96
Anders, Kimble	FB	38	Houston	1991-00	1993-98, 2000
Andersen, Jason	G/C	67	Brigham Young	2002	
Andersen, Morten	K	8	Michigan State	2002-03	2002-03*
Anderson, Curtis	DE	90	Central State (Ohio)	1979	
Anderson, Darren	CB	44	Toledo	1994-97	
Anderson, Erick	LB	50	Michigan	1992-93	
Andrews, Billy	LB	53	Southwest Louisiana	1976-77	1976-77
Andrusyshyn, Zenon	P	7	UCLA	1978	1978*
Ane, Charlie	C	56	Michigan State	1975-80	
Arbanas, Fred	TE	84	Michigan State	1962-70	1962-70
Arnold, Jim	P	6	Vanderbilt	1983-85	1983-85*
Arnold, Walt	TE	87	New Mexico	1984-87	1985-86
Ashley, Walker Lee	LB	54	Penn State	1989	1989
Atkins, Larry	S/LB	35, 50	UCLA	1999-02	
Auer, Scott	G/T	68	Michigan State	1984-85	1985
Austin, Hise	CB	21	Prairie View	1975	
Avery, Ken	LB	53	Southern Mississippi	1975	

HISTORY

B					
Baab, Mike	C	60	Texas	1992	
Baber, Billy	TE	45	Virginia	2001-03	
Bailey, Mark	RB	39	Cal State Long Beach	1977-78	1977-78
Bailey, Victor	WR	85, 88	Missouri	1995-96	
Baker, Jason	P	9	Iowa	2003-04	2003*
Baker, Jon	K	12	Arizona State	1999	
Baldinger, Gary	DE	91	Wake Forest	1986-88	
Baldinger, Rich	T	77	Wake Forest	1983-92	1987-88, '90-92
Barbaro, Gary	S	26	Nicholls State	1976-82	1976-82
Barber, Shawn	LB	59	Richmond	2003-04	2003-04
Barker, Bryan	P	4	Santa Clara	1990-93	1990-93*
Barndt, Tom	DT/G	71	Pittsburgh	1996-99	1998-99
Barnes, Charley	E	82	Northeast Louisiana	1961	
Barnes, Lew	WR	80	Oregon	1989	
Barnes, Pat	QB	17	California	1997	
Barnett, Tim	WR	82	Jackson State	1991-93	1991
Bartee, William	CB	24	Oklahoma	2000-04	2002, 2004
Barton, Jim	C	50	Marshall	1960	1960
Bartrum, Mike	TE	87	Marshall	1993	
Battle, Julian	CB	26	Tennessee	2003-04	
Baugh, Tom	C	58	Southern Illinois	1986-88	1987-88
Bayless, Martin	S	21, 30	Bowling Green	1992-93, '95-96	1992-93
Beathard, Pete	QB	10	Southern California	1964-67, '73	
Beckman, Ed	TE	85	Florida State	1977-84	1983
Beisel, Monty	DE/LB	56, 96	Kansas State	2001-04	2004
Beisler, Randy	G	64	Indiana	1975	
Bell, Billy	CB	40	Lamar	1991	
Bell, Bobby	LB	78	Minnesota	1963-74	1963-74
Bell, Mike	DE	99	Colorado State	1979-85, '87-91	1981-85, '87-89
Belser, Ceasar	DB	24	Arkansas AM&N	1968-71	
Belser, Jason	S	29	Oklahoma	2001-02	
Belfon, Horace	RB	35	Southeast Louisiana	1978-81	
Bennett, Donnell	RB	30	Miami (Fla.)	1994-00	1998
Bentley, Scott	K	9	Florida State	1999	
Bergey, Bruce	TE	84	UCLA	1971	

Player	Pos.	Jersey(s) Worn	College	Year(s) Played	Year(s) Started
Bernet, Ed	E	85	Southern Methodist	1960	
Bernhardt, Roger	G	68	Kansas	1975	
Best, Keith	LB	55	Kansas State	1972	
Biodrowski, Dennis	G	61	Memphis State	1963-67	
Birden, J.J.	WR	88	Oregon	1990-94	1992-94
Bishop, Sonny	G	66	Fresno State	1962	
Black, James	DE	67	South Carolina State	1987	
Black, Jordan	G/T	65	Notre Dame	2003-04	
Blackledge, Todd	QB	14	Penn State	1983-87	1984-86
Blackshear, Jeff	G	60	NE Louisiana	2000	2000
Blakely, Robert	WR	83	North Dakota State	1982	
Blanton, Jerry	LB	57	Kentucky	1979-85	1981-84
Blaylock, Derrick	RB	23	Stephen F. Austin	2001-04	
Bledsoe, Curtis	RB	30	San Diego State	1981-82	
Blundin, Matt	QB	14	Virginia	1992-95	
Bober, Chris	G/T	67	Nebraska - Omaha	2004	
Boerigter, Marc	WR	85	Hastings	2002-04	
Bolden, Juran	CB	43	Mississippi Delta J.C.	1999	
Bono, Steve	QB	13	UCLA	1994-96	1995-96
Booker, Vaughn	DE	99	Cincinnati	1994-97	1995-97
Bookman, John	DB	22	Miami (Fla.)	1960	
Boydston, Max	E	81	Oklahoma	1960-61	1960-61
Branch, Mel	DE	87	Louisiana State	1960-65	1960-65
Brannon, Solomon	DB	38	Morris Brown	1965-66	
Briggs, Bob	DE	84	Heidelberg	1974	
Brockington, John	RB	43	Ohio State	1977	1977
Brooker, Tommy	E/K	81	Alabama	1962-66	1962-66*
Brooks, Bucky	CB	45	North Carolina	1997-98	
Brown, Aaron	DE	87	Minnesota	1966-72	1968-71
Brown, Eric	WR	86	Tulsa	1987	
Brown, Larry	T	79	Miami (Fla.)	1978-79	
Brown, Theotis	RB	27	UCLA	1983-84	1983-84
Browning, John	DE/DT	93	West Virginia	1996-04	1997-98, 2000-04
Brunson, Larry	WR	83	Colorado	1974-77	1976-77
Bryant, Bob	E	89	Texas	1960	1960
Bryant, Trent	CB	45	Arkansas	1982-83, '87	
Buchanan, Buck	DT	86	Grambling	1963-75	1963-75
Budde, Brad	G	66, 71	Southern California	1980-86	1981-86
Budde, Ed	G	71	Michigan State	1963-76	1964-74
Burford, Chris	E	88	Stanford	1960-67	1960-67
Burgmeier, Ted	S	48	Notre Dame	1978	
Burks, Ray	LB	59	UCLA	1977	
Burruss, Lloyd	S	34	Maryland	1981-91	1981-88
Bush, Lew	LB	51, 56	Washington State	2000-02	2000-01
Butler, Gary	TE	82	Rice	1973	
Butler, Gerald	WR	86	Nicholls State	1977	

C

Cadrez, Glenn	LB	51, 59	Houston	2001-02	
Cadwell, John	G	61	Oregon State	1961	
Cancik, Phil	LB	56	Northern Arizona	1981	
Cannon, Billy	TE	80	Louisiana State	1970	
Cannon, Mark	C	70	Texas - Arlington	1989	
Carlson, Dean	QB	9	Iowa State	1972-74	
Carolan, Reg	E	80	Idaho	1964-68	
Carruth, Paul Ott	RB	30	Alabama	1989	
Carson, Carlos	WR	88	Louisiana State	1980-89	1982-88
Carter, Dale	CB	34	Tennessee	1992-98	1992-98
Carter, M.L.	CB	42	Cal State - Fullerton	1979-81	1979
Carter, Perry	CB	22	Southern Mississippi	1995	
Case, Frank	DE	95	Penn State	1981	
Cash, Keith	TE	89	Texas	1992-96	1992, '94-95
Caveness, Ronnie	LB	50	Arkansas	1965	
Caver, Quinton	LB	52	Arkansas	2002-04	
Cheek, Steve	P	5	Humboldt State	2004	2004*
Cherry, Deron	S	20	Rutgers	1981-91	1983-91
Chilton, Gene	G/C	62	Texas	1989	
Christopher, Herb	S	41	Morris Brown	1979-82	1979-80
Clark, Bruce	DE	95	Penn State	1989	
Clark, Wayne	QB	13	U.S. International	1975	
Clavelle, Shannon	DT	91	Colorado	1997	
Clements, Tom	QB	2	Notre Dame	1980	
Clemons, Duane	DE	99	California	2000-02	2000-02
Clemons, Michael	RB	46	William & Mary	1987	
Cloud, Michael	RB	34	Boston College	1999-02	
Coan, Bert	RB	23	Kansas	1963-68	

Player	Pos.	Jersey(s) Worn	College	Year(s) Played	Year(s) Started
Cocroft, Sherman	S	22	San Jose State	1985-87	
Coffman, Paul	TE	84	Kansas State	1986-87	
Cofield, Tim	LB	54	Elizabeth City State	1986-88	1986-88
Colbert, Darrell	WR	81	Texas Southern	1987-88	
Colbert, Lewis	P	5	Auburn	1986-87	1986*
Collier, Tim	CB	37	East Texas State	1976-79	1977-79
Collins, Mark	CB/S	25	Cal State - Fullerton	1994-96	1994-96
Collins, Ray	DT	71	Louisiana State	1960-61	1960-61
Collins, Todd	QB	15	Michigan	1998-04	
Colter, Jeff	DB	48	Kansas	1987	
Condon, Tom	G	65	Boston College	1974-84	1975-84
Connot, Scott	S	41	South Dakota State	2004	
Cooper, Louis	LB	55	Western Carolina	1985-90	1986-87
Copeland, Danny	S	25	Eastern Kentucky	1989-90	
Corey, Wall	LB	56	Miami (Fla.)	1960-66	1960-64
Cornelison, Jerry	T	74	Southern Methodist	1960-65	1960-61
Craig, Reggie	WR	80	Arkansas	1975-76	
Crawford, Keith	S	41	Howard Payne	1998	
Criswell, Jeff	T	69	Graceland (Iowa)	1995-98	1995, '97-98
Crockett, Ray	CB	39	Baylor	2001-02	2001
Culp, Curley	DT	61	Arizona State	1968-74	1969-73



E Chris Burford



RB Bert Coan



QB Cotton Davidson



QB Len Dawson

D

Dalton, Lionel	DT	75	Eastern Michigan	2004	2004
Daney, George	G	60	Texas - El Paso	1968-74	1974
Daniels, Calvin	LB	50	North Carolina	1982-85	1983-85
Daniels, Clemon	DB	36	Prairie View	1960	
Davidson, Cotton	QB/P	19	Baylor	1960-62	1960-61
Davis, Anthony	LB	50	Utah	1994-98	1996-98
Davis, Dick	DE	86	Kansas	1962	
Davis, Ricky	S	40	Alabama	1977	
Davis, Willie	WR	84	Central Arkansas	1991-95	1992-95
Dawson, Lake	WR	80	Notre Dame	1994-97	1995, '97
Dawson, Len	QB	16	Purdue	1962-75	1962-75
Dawson, Mike	NT	73	Arizona	1984	
DeBerg, Steve	QB	17	San Jose State	1988-91	1988-91
deBernardi, Fred	DE	69	Texas - El Paso	1974	
deBuijn, Case	P	5	Idaho State	1982	
Delaney, Joe	RB	37	Northwestern Louisiana	1981-82	1981-82
Del Rio, Jack	LB	50	Southern California	1987-88	1987-88
Dennis, Pat	CB	41	Louisiana - Monore	2000-01	2000
Diamond, Charlie	T	79	Miami (Fla.)	1960-63	1960-63
Dickerson, Ron	WR	23	Arkansas	1993-94	
Dickinson, Bo	FB	32	Southern Mississippi	1960-61	
DiGiacomo, Curt	G	65	Arizona	1988	
DiMidio, Tony	T	72	West Chester	1966-67	
Dimmick, Tom	C	55	Houston	1960	
Dirden, Johnny	WR	80	Sam Houston State	1979	
Dishman, Cris	CB	26	Purdue	1999	1999
Dixon, Al	TE	84	Iowa State	1979-82	1981-82
Dixon, Ernest	LB	56	South Carolina	1998	
Dixon, Ronnie	DT	90	Cincinnati	1998	
Dohring, Tom	T	71	Michigan	1992	
Dombroski, Paul	S	46	Linfield	1980-81	
Donaldson, Jeff	S	42	Colorado	1990	1990
Donnalley, Rick	C	51	North Carolina	1986-87	1986-87
Dorsey, Larry	WR	80	Tennessee State	1978	
Dotson, Alphonse	DT	79	Grambling	1965	
Doubiago, Dan	T	66	Utah	1987	
Douglas, Dameane	WR	11	California	2003	

Player	Pos.	Jersey(s) Worn	College	Year(s) Played	Year(s) Started
Downing, Eric	DT	79, 92	Syracuse	2001-03	2001
Dozier, Cornelius	S	26	Southern Methodist	1987	
Drayton, Troy	TE	87	Penn State	2000	
Dressel, Chris	TE	93	Stanford	1989	
Dressler, Doug	RB	41	Chico State	1975	
Drougas, Tom	T	76	Oregon	1974	
Dumas, Troy	LB	55	Nebraska	1995-97	
Duncan, Randy	QB	15	Iowa	1961	
Dunn, Jason	TE	89	Eastern Kentucky	2000-04	
Dyal, Mike	TE	87	Texas A&I	1992-93	

E

Easy, Omar	FB	43	Penn State	2002-04	
Eatman, Irv	T	75	UCLA	1986-90	1986-89
Edwards, Donnie	LB	59	UCLA	1996-01	1997-01
Elkins, Mike	QB	10	Wake Forest	1989-90	
Elliott, Lin	K	2	Texas Tech	1994-95	1994-95*
Ellison, Willie	RB	24	Texas Southern	1973-74	1973
Eirod, Jimbo	LB	57	Oklahoma	1976-78	
Enis, Hunter	QB	14	TCU	1960	
Epps, Jack	S	25	Kansas State	1987	
Espinoza, Alex	QB	12	Iowa State	1987	
Estell, Richard	WR	84	Kansas	1987	
Estes, Lawrence	DE	74	Alcom A&M	1975-76	
Evans, James	RB	41	Southern	1987	
Evans, Mike	DE	94	Michigan	1992	
Everett, Eric	CB	39	Texas Tech	1991	



C Wayne Frazier



DB Dave Grayson



C Mike Hudock



DB Bobby Hunt

F

Fada, Rob	G	65	Pittsburgh	1985	
Farrier, Curt	DT	70	Montana State	1963-65	
Favors, Greg	LB	54	Mississippi State	1998	
Feehery, Gerry	C	64	Syracuse	1988	
Fields, Jaime	LB	59	Washington	1993-95	
Fields, Jitter	RB	46	Texas	1987	
Finley, Clint	S	38	Nebraska	2002-03	
Flores, Tom	QB	12	Pacific	1969	
Flynn, Don	DB	18	Houston	1960-61	1960-61
Fournet, Sid	G	62	Louisiana State	1960-61	1960-61
Fox, Keyaron	LB	97	Georgia Tech	2004	
Fraser, Jim	LB	51	Wisconsin	1965	
Frazier, Cliff	DT	61	UCLA	1977	
Frazier, Randy	LB	95	Morehead State	1987	
Frazier, Wayne	C	66	Auburn	1966-67	1966
Frazier, Willie	TE	83	Arkansas AM&N	1971-72	
Freeman, Eddie	DE	71	Alabama - Birmingham	2002-03	
Frey, Dick	DE	66	Texas A&M	1960	
Fujita, Scott	LB	51	California	2002-04	2002-04
Fuller, Steve	QB	4	Clemson	1979-82	1979-80

G

Gagliano, Bob	QB	11	Utah State	1981-83	
Gagner, Larry	G	79	Florida	1972	
Gaines, Clark	RB	21	Wake Forest	1981-82	
Gamble, Kenny	RB	48	Colgate	1988-90	
Gammon, Kendall	TE	83	Pittsburg State	2000-04	
Gannon, Rich	QB	12	Delaware	1995-98	1998
Gant, Earl	RB	23	Missouri	1979-80	

Player	Pos.	Jersey(s) Worn	College	Year(s) Played	Year(s) Started
Garcia, Bubba	WR	80	Texas - El Paso	1980	
Gardner, Ellis	T	75	Georgia Tech	1983	
Garrett, Mike	RB	21	Southern California	1966-70	1966-70
Gauntly, Steve	WR	83	Northern Colorado	1979	
Gay, Matt	S	49	Kansas	1994	
Gehrke, Jack	WR	17	Utah	1968	
George, Ron	LB	55	Stanford	1998-00	
Germaine, Joe	QB	7	Ohio State	2001	
Getty, Charlie	T	77	Penn State	1974-82	1974-76, '78-82
Getz, Lee	G	71	Rutgers	1987	
Gilliam, Jon	C	65	East Texas State	1961-67	1962-67
Golub, Chris	S	47	Kansas	1977	
Gonzalez, Tony	TE	88	California	1997-04	1998-04
Goodburn, Kelly	P	2	Emponia State	1987-90	1987-88, '90*
Gossett, Jeff	P	7	Eastern Illinois	1981-82	1982*
Graham, Derrick	T	74	Appalachian State	1990-94	1994
Graham, Tom	LB	56	Oregon	1974	
Granderson, Rufus	T	75	Prairie View	1960	
Gray, Carlton	CB	23	UCLA	1999-00	
Gray, Tim	S	46	Texas A&M	1976-78	1976-78
Grayson, Dave	DB	45	Oregon	1961-64	1962-64
Grbac, Elvis	QB	11, 18	Michigan	1997-00	1997-00
Green, Boyce	RB	40	Carson Newman	1986	
Green, Gary	CB	24	Baylor	1977-83	1977-83
Green, Trent	QB	10	Indiana	2001-04	2001-04
Green, Woody	RB	27	Arizona State	1974-76	1974-76
Greene, Ted	LB	54	Tampa	1960-62	
Greene, Tom	QB	14	Holy Cross	1961	
Greene, Tracy	TE	87	Grambling	1994	
Griffin, Leonard	DE	98	Grambling	1986-93	1988-89, '92
Griffin, Stephen	RB	39	Tennessee State	1987	
Grow, Monty	S	22	Florida	1994	
Grunhard, Tim	C	61	Notre Dame	1990-00	1990-00
Grupp, Bob	P	1	Duke	1979-81	1979-81*
Gunter, Michael	RB	38	Tulsa	1984	

H

Hackett, Dino	LB	56	Appalachian State	1986-92	1986-91
Hadley, David	CB	23	Alcorn	1970-72	
Hadnot, James	RB	48	Texas Tech	1980-83	1980-81
Hagy, John	S	22	Texas	1991	
Hail, Dante	RB/WR	20, 82	Texas A&M	2000-04	
Hamilton, Andy	WR	80	Louisiana State	1973-74	
Hamilton, Rick	LB	53	Central Florida	1994-95	
Hamm, Bob	DE	90	Nevada - Reno	1985	
Hamrick, James	K	4	Rice	1987	
Hancock, Anthony	WR	82	Tennessee	1982-86	1983
Hardison, Dee	NT	93	North Carolina	1988	
Hargain, Tony	WR	81	Oregon	1992	
Harrell, James	LB	57	Florida	1987	
Harris, Bob	LB	92	Auburn	1987	
Harris, Corey	CB	40	North Alabama	2001-03	
Harris, Eric	CB	44	Memphis State	1980-82	1980-82
Harris, Jimmy	DB	44	Oklahoma	1960-61	1960-61
Harris, Michael	C/G	73	Grambling	1989	
Harrison, Glynn	RB	22	Georgia	1976	
Harry, Emile	WR	86	Stanford	1986-92	
Harts, Shaunard	S	42	Boise State	2001-04	2002
Harvey, James	G	64	Jackson State	1987-88	
Harvey, Marvin	TE	83	Southern Mississippi	1981	
Harvey, Stacy	LB	59	Arizona State	1989	
Haslip, Wilbert	RB	34	Hawaii	1979	
Hasty, James	CB	40	Washington State	1995-00	1995-00
Hawkins, Andy	LB	59	Texas A&I	1988	
Hayes, Jonathan	TE	85	Iowa	1985-93	1987-93
Hayes, Wendell	RB	38	Humboldt State	1968-74	1970-74
Haynes, Abner	RB	28	North Texas State	1960-65	1960-63
Haynes, Louis	LB	56	North Texas State	1982-83	
Headrick, Sherrill	LB	69	Texas Christian	1960-67	1960-67
Heard, Herman	RB	44	Southern Colorado	1984-89	1984-87, '89
Helton, Darius	G	62	North Carolina Central	1977	
Herkenhoff, Matt	T	60	Minnesota	1976-85	1976-78, '80-85
Hicks, Eric	DE	98	Maryland	1998-04	1999-04
Hicks, Kerry	DE/DT	94	Brigham Young	1996-97	
Hicks, Sylvester	DE	75	Tennessee State	1978-81	1978-79
Hill, Dave	T	73	Auburn	1963-74	1963-73
Hill, Greg	CB	23	Oklahoma State	1984-88	

Player	Pos.	Jersey(s) Worn	College	Year(s) Played	Year(s) Started
Hill, Greg	RB	27, 29	Texas A&M	1994-97	
Hill, Jim	DB	12	Sam Houston	1966	1997
Hill, Kenny	S	41	Yale	1989	
Hill, Mack Lee	RB	36	Southern (La.)	1964-65	1964-65
Hines, Jimmy	E	81	Texas Southern	1970	
Hobgood-Chittlick, Nate	DT	94	North Carolina	2001-02	
Hodges, Eric	WR	89	Florida	1987	
Holland, Darius	DT	99	Colorado	1998	
Holle, Eric	DE	93	Texas	1984-87	
Holliday, Vonnie	DE	99	North Carolina	2003-04	2003
Hollis, David	DB	25	UNLV	1988	
Holloway, Tony	LB	97	Nebraska	1987	
Holmes, Bruce	LB	57	Minnesota	1987	
Holmes, Pat	DE	74	Texas Tech	1973	
Holmes, Priest	RB	31	Texas	2001-04	2001-04
Holmes, Robert	RB	45	Southern (La.)	1968-71	1968-69
Holohan, Pete	TE	89	Notre Dame	1991	
Holston, Mike	WR	84	Morgan State	1985	
Holub, E.J.	C/LB	55	Texas Tech	1961-70	1961-70
Homan, Dennis	WR	21	Alabama	1971-72	1972
Hoppock, Doug	T	79	Kansas State	1987	
Horn, Chris	WR	81	Rocky Mountain	2003-04	
Horn, Joe	WR	84	Itawamba J.C.	1996-99	
Horton, Ethan	RB	32	North Carolina	1985	
Houston, Bobby	LB	57	North Carolina State	1997	
Howard, Thomas	LB	52	Texas Tech	1977-83	1978-83
Howard, Todd	LB	53	Texas A&M	1987-88	
Huard, Damon	QB	11	Washington	2004	
Huarte, John	QB	7	Notre Dame	1969-71	
Hudock, Mike	C	54	Miami (Fla.)	1967	
Hudson, Bob	LB	61	Clemson	1960	
Hudson, Doug	QB	11	Nicholls State	1987	
Hughes, Danan	WR	83	Iowa	1993-98	
Hull, Bill	DE	85	Wake Forest	1962	
Humphrey, Tom	C	52	Abilene Christian	1974	
Hunt, Bobby	DB	20	Auburn	1962-67	1962-67
Hurston, Chuck	DE	85	Auburn	1965-70	1966-67
Husted, Michael	K	7	Virginia	2002	
Hyde, Glenn	C	52	Pittsburgh	1987	

I

Ingram, Byron	G	60	Eastern Kentucky	1987-88	
Ingram, Johnathan	C	66	San Diego State	2004	

J

Jackson, Billy	RB	43	Alabama	1981-84	1982-84
Jackson, Charles	LB	51	Washington	1978-84	1981-82
Jackson, Charlie	DB	40	Southern Methodist	1960	
Jackson, Curtis	WR	14, 81	Texas	2002-03	
Jackson, Frank	WR/HB	26	Southern Methodist	1961-65	1962-65
Jackson, Gerald	S	49	Mississippi State	1979	
Jacoby, Mitch	TE	85	Northern Illinois	1999	
Jakes, Van	DB	22	Kent State	1983-84	
Jamison, George	LB	57	Cincinnati	1994-96	1994-95
Jankowski, Bruce	WR	41	Ohio	1971-72	
Jaworski, Ron	QB	7	Youngstown State	1989	
Jaynes, Dave	QB	12	Kansas	1974	
Jenkins, Keyvan	RB	41	UNLV	1988	
Jenkins, Trezelle	T	74	Michigan	1995-97	
Jerals, Luther	DE	89	North Carolina College	1961	
Johnson, Clyde	CB	23	Kansas State	1997	
Johnson, Curley	HB	33	Houston	1960	
Johnson, Darrius	CB	41	Oklahoma	2003	
Johnson, Dick	E	85	Minnesota	1963	
Johnson, Jack	DB	32	Miami (Fla.)	1961	
Johnson, Jimmie	TE	45	Howard	1994	
Johnson, Ken	DE	97	Knoxville	1987	
Johnson, Larry	RB	27, 34	Penn State	2003-04	
Johnson, Lonnie	TE	83	Florida State	1999	
Johnson, Melvin	S	35	Kentucky	1998	
Johnson, Reggie	TE	85	Florida State	1996	
Johnson, Sidney	CB	45	California	1988	
Johnson, Stan	NT	72	Tennessee State	1978	
Johnson, Stone	RB	33	Grambling	1963	
Jolly, Ken	LB	52	Mid-America Nazarene	1984-85	1985

Player	Pos.	Jersey(s) Worn	College	Year(s) Played	Year(s) Started
Jones, Bill	RB	43	Southwest Texas State	1990-92	1990-92
Jones, Doug	DB	32	San Fernando Valley	1973-74	
Jones, E.J.	RB	48	Kansas	1985	
Jones, Fred	LB	96	Florida State	1987	
Jones, Fred	WR	80	Grambling	1990-93	
Jones, Fred	LB	53	Colorado	2003-04	
Jones, Hassan	WR	81	Florida State	1993	
Jones, Reggie	WR	9, 11	Louisiana State	1997, 2001	
Jones, Rod	TE	81	Washington	1987-88	
Jones, Victor	RB	46	Louisiana State	1994	
Jones, Willie	T	73	Grambling	2000-02	
Jozwiak, Brian	G	73	West Virginia	1986-88	
Julien, Jarmar	RB	27	San Jose State	2002	
Junkin, Mike	LB	93	Duke	1989	

K

Kaiser, Jason	CB	24	Culver-Stockton	1998	
Kauahi, Kani	C	65	Hawaii	1992	
Kearney, Jim	DB	46	Prairie View	1967-75	1968-75
Kearney, Tim	LB	50	Northern Michigan	1975	
Keating, Tom	DT	74	Michigan	1974-75	1974
Keel, Mark	TE	80	Arizona	1987	
Kellar, Bill	WR	82	Stanford	1978	
Kelley, Ed	DB	44	Texas	1961	
Kelly, Bobby	T	70	New Mexico State	1967	
Kenney, Bill	QB	9	Northern Colorado	1979-88	1981-87
Kennison, Eddie	WR	87	Louisiana State	2001-04	2002-04
Keyes, Leroy	RB	23	Purdue	1973	
King, Bruce	RB	46	Purdue	1985-86	1985
Kinney, Jeff	RB	31	Nebraska	1972-76	1975
Kirchbaum, Kelly	LB	62	Kentucky	1980	
Kirchner, Mark	T/G	64	Baylor	1983	
Klug, Dave	LB	55	Concordia (Minn.)	1981-83	
Knapp, Lindsay	G/T	65	Notre Dame	1993-94	
Koch, Pete	DE	74	Maryland	1985-87	1986-87
Koss, Stein	TE	80	Arizona State	1987	
Kragen, Greg	DT	71	Utah State	1994	
Kratzer, Dan	WR	27	Missouri Valley College	1973	
Kremer, Ken	NT	91	Ball State	1979-84	1981-82
Krieg, Dave	QB	17	Milton	1992-93	1992
Krisher, Bill	G	64	Oklahoma	1960-61	1960-61
Kubik, Brad	G	67	S.W. Missouri State	1998-99	



QB Mike Livingston



G Dave Martin



TE Mickey McCarty



RB Curtis McClinton

L

LaChapelle, Sean	WR	18	UCLA	1996	1996
Lacy, Ken	RB	40	Tulsa	1984-85, '87	
Ladd, Ernie	DT	99	Grambling	1967-68	
LaGrand, Morris	RB	45	Tampa	1975	
Lane, Garcia	CB	48	Ohio State	1985, '87	
Lane, MacArthur	RB	42	Utah State	1975-78	1975-76
Lane, Skip	CB/S	26	Mississippi	1984	
Lanier, Willie	LB	63	Morgan State	1967-77	1968-77
Larpenter, Carl	G	67	Texas	1962	
Lathrop, Kit	DE	70	Arizona State	1986	
Lee, Jacky	QB	15	Cincinnati	1967-69	
Lee, Willie	DT	78	Bethune-Cookman	1976-77	1977
Lewis, Albert	CB	29	Grambling	1983-93	1984-93
Lewis, Garry	CB	21	Alcorn State	1993	
Lewis, Tahauan	CB	21	Nebraska	1992	
Liggett, Bob	DT	62	Nebraska	1970	

Player	Pos.	Jersey(s) Worn	College	Year(s) Played	Year(s) Started
Lindstrom, Chris	DE	60	Boston University	1987	
Lindstrom, Dave	DE	71	Boston University	1978-85	1980, '82
Lingner, Adam	C	51, 62	Illinois	1983-86, '88	
Little, Dave	TE	84	Middle Tennessee	1984	
Livingston, Mike	QB	10	Southern Methodist	1968-79	1969, '73-78
Lloyd, Jeff	NT	74	West Texas State	1978	
Lockett, Kevin	WR	81	Kansas State	1997-00	
Lohmeyer, John	DE	87	Emporia State	1973, '75-77	
Longmire, Sam	DB	15	Purdue	1976-78	
Lothamer, Ed	DT	82	Michigan State	1964-69, '71-72	1965-68
Loveall, Calvin	CB	38	Idaho	1988	
Lowe, Paul	RB	20	Oregon State	1968-69	
Lowery, Nick	K	8	Dartmouth	1980-93	1980-93
Lutz, David	G/T	72	Georgia Tech	1983-92	1983-87, '89-92
Lynch, Jim	LB	51	Notre Dame	1967-77	1968-77

M

Maas, Bill	NT/DE	63	Pittsburgh	1984-92	1984-91
Mack, Cedric	CB	40	Baylor	1992	
Maczuzak, John	DT	72	Pittsburgh	1964	
Maddox, Bob	DE	75	Frostburg State	1975-76	
Malone, Darrell	CB	42	Jacksonville State (Ala.)	1992	
Mandley, Pete	WR	89	Northern Arizona	1989-90	1989
Mangiero, Dino	NT	74	Rutgers	1980-83	1983
Manuel, Sean	TE	95	New Mexico State	1998	
Manumaleuga, Frank	LB	54	San Jose State	1979-81	1979-80
Manusky, Greg	LB	51	Colgate	1984-89	
Marsalis, Jim	CB	40	Tennessee State	1969-75	1969-72
Marshall, Henry	WR	89	Missouri	1976-87	1976-86
Marshall, Larry	DB	22	Maryland	1972-73, '78	
Martin, Chris	LB	57	Auburn	1988-92	1989-92
Martin, Dave	LB	58	Notre Dame	1968	
Martin, Don	CB	47	Yale	1975	
Martin, Eric	WR	85	Louisiana State	1994	
Martin, Steve	DT	90	Missouri	2000	
Marts, Lonnie	LB	51	Tulane	1991-93	1993
Maslowski, Mike	LB	57	Wisconsin - La Crosse	1999-04	2000, 2002-03
Masters, Billy	TE	84	Louisiana State	1975-76	1975-76
Matthews, Steve	QB	15	Memphis State	1994-96	
Matuszak, John	DT	79	Tampa	1974-75	1975
Mays, Jerry	DT/DE	75	Southern Methodist	1961-70	1962-70
McAlister, Ken	LB	94	San Francisco	1984-87	1984
McCabe, Jerry	LB	92	Holy Cross	1988	
McCann, Jim	P	5	Arizona State	1975	
McCarty, Mickey	TE	81	Texas Christian	1969	
McCleary, Norris	DT	71, 75	East Carolina	2000-01	
McClellion, Central	CB	22	Ohio State	2002	
McCleon, Dexter	CB	22	Clemson	2003-04	2003-04
McClinton, Curtis	RB	32	Kansas	1962-69	1962-67
McDaniels, Pellom	DE	77	Oregon State	1993-98	
McElroy, Reggie	T	70	West Texas State	1993	
McGlockton, Chester	DT	75	Clemson	1998-00	1998-00
McGovern, Rob	LB	50	Holy Cross	1989-90	
McKinney, Odis	S	21	Colorado	1985	
McKnight, Ted	RB	22	Minnesota - Duluth	1977-81	1978-80
McLean, Ron	NT	62	Cal State - Fullerton	1988	
McManus, Danny	QB	14	Florida State	1988	
McMillan, Erik	S	24	Missouri	1993	
McMillian, Mark	CB	29	Alabama	1997-98	1998
McNair, Todd	RB	48	Temple	1989-93, '96	
McNeil, Pat	RB	45	Baylor	1976-77	
McRae, Jerrold	WR	83	Tennessee State	1978	
McVea, Warren	RB	6	Houston	1969-73	
Meisner, Greg	DE	69	Pittsburgh	1989-90	
Mercer, Mike	K	15	Northern Arizona	1966	1966*
Merz, Curt	G/DE	64	Iowa	1962-68	1962-67
Meyers, Jerry	DE	79	Northern Illinois	1980	
Mickell, Darren	DE	92	Florida	1992-95	1994-95
Miller, Bill	E	82	Miami (Fla.)	1962	
Miller, Cleophus	RB	30	Arkansas AM&N	1974-75	
Miller, Paul	DE	86	Louisiana State	1960-61	1960-61
Milo, Ray	S	27	New Mexico State	1978	
Mincy, Charles	S	42	Washington	1991-94	1992
Minnis, Marvin	WR	81	Florida State	2001-02	2001
Mitchell, Kawika	LB	50	South Florida	2003-04	2003-04
Mitchell, Willie	DB	22	Tennessee State	1964-71	1965-68

Player	Pos.	Jersey(s) Worn	College	Year(s) Played	Year(s) Started
Montagne, Dave	WR	87	Oregon State	1987	
Montana, Joe	QB	19	Notre Dame	1993-94	1993-94
Moon, Warren	QB	1	Washington	1999-00	
Moorman, Mo	G	76	Texas A&M	1968-73	1968-72
Moreau, Frank	RB	46	Louisville	2000	2000
Morgado, Arnold	RB	21	Hawaii	1977-80	1978
Moriarty, Larry	RB	32	Notre Dame	1986-88	
Morris, Bam	RB	39	Texas Tech	1998-99	1999
Morris, Donnie Joe	RB	22	North Texas State	1974	
Morris, Michael	C	68	N.E. Missouri State	1989	
Morris, Sylvester	WR	84	Jackson State	2000-03	2000
Morton, Johnnie	WR	80	Southern California	2002-04	2002-04
Moser, Rick	RB	39	Rhode Island	1981	
Moten, Gary	LB	53	Southern Methodist	1987	
Mumphrey, Lloyd	DE	91	Mississippi Valley State	1987	
Murphy, James	WR	80	Utah State	1981	
Murphy, Nick	P	4	Arizona State	2004	
Murphy, Yo	WR	17	Idaho	2002	
Murray, Eddie	K	2	Tulane	1992	

N

Napier, Walter (Buffalo)	DT	76	Paul Quinn	1960-61	1960
Nash, Kenny	WR	85	San Jose State	1987	
Nelson, Mark	T	70	Bowling Green	1987	
Nelson, Teddy	CB	49	UNLV	1987	
Newson, Tony	LB	66, 97	Utah State	2002	
Newton, Tim	DT	96	Florida	1993-94	
Nicholson, Jim	T	70	Michigan State	1974-79	1974-77, '79
Nix, Doyle	DB	25	Southern Methodist	1961	
Nott, Mike	QB	7	Santa Clara	1976	
Nottage, Dexter	DT	94	Florida A&M	1997	
Nunnery, R.B.	DT	68	Louisiana State	1960	

O

Oates, Brad	T	72	Brigham Young	1980-81	
Odom, Ricky	S	38	Southern California	1978	
Okoye, Christian	RB	35	Azusa Pacific	1987-92	1987-91
Olderman, Bob	G	64	Virginia	1985	1985
Olenchak, John	C/LB	63	Stanford	1981-82	
Oliver, Muhammed	CB	26	Oregon	1993	
Olsen, Orrin	C/G	52	Brigham Young	1976	
O'Neal, Andre	LB	52	Marshall	2000-01	
O'Neal, Leslie	DE	91	Oklahoma State	1998-99	1998-99
Oriard, Mike	C	50	Notre Dame	1970-73	
Osiecki, Sandy	QB	11	Arizona State	1984	
Osley, Willie	DB	47	Illinois	1974	
Otis, Jim	RB	35	Ohio State	1971-72	
Owens, Ritchie	DE	97	Lehigh	2001-02	



DB Bobby Ply



G Remi Prudhomme



WR Noland Smith



FB/K Jack Spikes

P

Paige, Stephone	WR	83	Fresno State	1983-91	1985-90
Paine, Jeff	LB	95	Texas A&M	1984-85	
Palewicz, Al	LB	57	Miami (Fla.)	1973-75	
Palmer, Gery	G	73	Kansas	1975	
Palmer, Paul	RB	26	Temple	1987-88	1988
Parker, Anthony	CB	41	Arizona State	1991	
Parker, Glenn	G/T	62	Arizona	1997-99	1997-99
Parker, Kerry	CB	44	Grambling	1984	

Player	Pos.	Jersey(s) Worn	College	Year(s) Played	Year(s) Started
Parker, Larry	WR	80	Southern California	1999-01	
Parker, Robert	RB	43	Brigham Young	1987	
Parker, Samie	WR	18	Oregon	2004	
Parks, Nate	T	72	Stanford	1997	
Parrish, Don	NT	61	Pittsburgh	1978-82	1978-81
Parten, Ty	DT	91, 97	Arizona	1997-00	
Patton, Marvucus	LB	53	UCLA	1999-02	1999-02
Paul, Whitney	DE/LB	53	Colorado	1976-81, '86	1976-80
Payton, Eddie	KR	34	Jackson State	1978	
Pearson, Aaron	LB	96	Mississippi State	1986-88	1987-88
Pearson, Barry	WR	85	Northwestern	1974-76	1975
Pearson, Jayice	CB	24	Washington	1986-92	1991
Peay, Francis	T	75	Missouri	1973-74	1973
Pelluer, Steve	QB	11	Washington	1989-91	
Penn, Chris	WR	81	Tulsa	1994-96	1996
Pennington, Durwood	K	1	Georgia	1962	
Perez, Joe	WR	12	Murray State	2000	
Perkins, Horace	CB	20	Colorado	1979	
Perriman, Brett	WR	85	Miami (Fla.)	1997	
Perry, Michael Dean	DT	95	Clemson	1997	
Peterson, Bill	LB	55	San Jose State	1975	1975
Peterson, Cal	LB	50	UCLA	1979-81	
Peterson, Todd	K	2	Georgia	2000-01	2000-01*
Petry, Stan	CB	45	Texas Christian	1989-91	
Phillips, Joe	DT	75	Southern Methodist	1992-97	1992-97
Pickens, Bruce	CB	39	Nebraska	1993	
Pietrzak, Jim	C	62	Eastern Michigan	1987	
Pile, Willie	S	35	Virginia Tech	2004	
Pippens, Woodie	RB	41	Thiel College	1987	
Pitts, Frank	WR	25	Southern (La.)	1965-71	1968-70
Ply, Bobby	DB	14	Baylor	1962-67	
Podolak, Ed	RB	14	Iowa	1969-77	1970-74, '76-77
Pope, Daniel	P	13	Alabama	1999	1999*
Popson, Ted	TE	48	Portland State	1997-98	1997
Porter, Kevin	S	27	Auburn	1988-92	1988-91
Porter, Lewis	E	26	Southern (La.)	1970	
Potter, Steve	LB	58	Virginia	1983	
Powers, Clyde	S	29	Oklahoma	1978	
Prater, Dean	DE	79	Oklahoma State	1982-83	
Pricer, Bill	FB	33	Oklahoma	1961	
Proby, Bryan	DT	67	Arizona State	1995	
Prudhomme, Remi	G	65	Louisiana State	1968-69	
Pruitt, Mike	RB	43	Purdue	1985-86	1985-86
Pupunu, Alfred	TE	85	Weber State	1997	

Q

Quinn, Jonathan	QB	12	Middle Tennessee State	2002-03	
-----------------	----	----	------------------------	---------	--

R

Radecic, Scott	LB	97	Penn State	1984-86	1985-86
Randle, Ervin	LB	55	Baylor	1991-92	1992
Ransom, Derrick	DT	95	Cincinnati	1998-02	2001-02
Rasley, Rocky	G	66	Oregon State	1975	1975
Reamon, Tommy	RB	21	Missouri	1976	1976
Reardon, Kerry	CB	15	Iowa	1971-76	1975-76
Rebstock, Pete	WR	6	Colorado State	2002	
Reed, Tony	RB	32	Colorado	1977-80	1977-80
Reese, Allen	DT	97	Kansas State	2003	
Reese, Jerry	S	31	Oklahoma	1979-80	1979
Reynolds, Al	G	60	Tarkio	1960-67	1962-64
Rice, Andrew	DT	58	Texas Southern	1966-67	1966
Richardson, Gloster	WR	30	Jackson State	1967-70	1967-69
Richardson, Tony	FB	49	Auburn	1995-04	1999-04
Ricketts, Tom	G	64	Pittsburgh	1993	
Ricks, Lawrence	RB	42	Michigan	1983-84	
Ricks, Mikhael	WR, TE	85	Stephen F. Austin	2000-01	
Riley, Victor	T	66	Auburn	1998-01	1998-00
Rison, Andre	WR	89	Michigan State	1997-99	1997-99
Roaf, Willie	T	77	Louisiana Tech	2002-04	2002-04
Roberts, Alfredo	TE	87	Miami (Fla.)	1988-90	1988, '90
Robinson, Johnny	S/HB	42	Louisiana State	1960-71	1960-71
Robinson, Mark	S	30	Penn State	1984-87	
Roche, Brian	TE	85	San Jose State	1998	
Rochester, Paul	DT	72	Michigan State	1960-63	1961-63
Rogers, Steve	T	77	Brigham Young	1987	

Player	Pos.	Jersey(s) Worn	College	Year(s) Played	Year(s) Started
Rogers, Tracy	LB	52	Fresno State	1990-96	1993
Rome, Stan	WR	87	Clemson	1979-82	
Romeo, Tony	E	80	Florida State	1961	
Roquemore, Durwood	CB	38	Texas A&I	1982-83	
Rosdahl, Hatch	DE	76	Penn State	1964-65	
Rose, Donovan	CB	27	Hampton Institute	1980	
Ross, Kevin	CB	31	Temple	1984-93, '97	1984-93
Ross, Louis	DE	75	South Carolina State	1975	
Rourke, Jim	G	70	Boston College	1980-84, '86	1980, '84
Rozumek, Dave	LB	55	New Hampshire	1976-79	1978
Rucker, Keith	DT	96	Ohio Wesleyan	1997	
Rudnay, Jack	C	58	Northwestern	1970-82	1970-82
Rush, Bob	C	53	Memphis State	1983-85	1983-85

S

Sadowski, Troy	TE	87	Georgia	1991	
Saleaumua, Dan	DT	97	Arizona State	1989-96	1989-96
Sally, Jerome	NT	70	Missouri	1988	
Sampson, Kevin	T	79	Syracuse	2004	
Samuels, Tony	TE	86	Bethune-Cookman	1977-80	1979
Sanders, Clarence	LB	50	Cincinnati	1978	
Sands, Terdell	DE	91	UT - Chattanooga	2001	
Sapp, Benny	CB	20	Northern Iowa	2004	
Saxon, James	RB	21, 45	San Jose State	1988-91	
Sauerbrun, Todd	P	5	West Virginia	2000	2000*
Saxton, James	HB	10	Texas	1962	
Scanlon, Rich	LB	91	Syracuse	2004	
Scott, Todd	S	47	Southwestern Louisiana	1997	
Scott, Willie	TE	81	South Carolina	1981-85	1983-84
Seals, George	DT	67	Missouri	1972-73	
Sellers, Goldie	DB	20	Grambling	1968-69	
Sensibaugh, Mike	S	20	Ohio State	1971-75	1972-75
Seurer, Frank	QB	10	Kansas	1986-87	
Sharpe, Montique	DT	61	Wake Forest	2003	
Shaw, Dennis	QB	12	San Diego State	1978	
Shehee, Rashaan	RB	22	Washington	1998-99	
Shields, Billy	T	70	Georgia Tech	1985	
Shields, Will	G	68	Nebraska	1993-04	1993-04
Shorthose, George	WR	80	Missouri	1985	
Siavii, Junior	DT	94	Oregon	2004	
Siglar, Ricky	T	66, 72	San Jose State	1993-96, '98	1993-96
Simien, Tracy	LB	54	Texas Christian	1991-97	1991-96
Simmons, Bob	G	73	Texas	1977-83	1977-80, '83
Simmons, Wayne	LB	56	Clemson	1997-98	1997-98
Simons, Keith	DT	72	Minnesota	1976-77	1976-77
Sims, Ryan	DT	90	North Carolina	2002-04	2003-04
Sims, Tom	NT	95	Pittsburgh	1991-92, '96	
Slaughter, Webster	WR	85, 88	San Diego State	1995	1995
Smith, Blane	S	27	Southern Methodist	1987	
Smith, Chris	RB	47	Notre Dame	1986-87	
Smith, Dave	WR	70	Indiana (Pa.)	1973	
Smith, Fletcher	DB	17	Tennessee A&I	1966-67	
Smith, Franky	T	72	Alabama A&M	1980	
Smith, Jeff	RB	42	Nebraska	1985-86	
Smith, Jeff	C/G	65	Tennessee	1996-99	
Smith, J.J.	RB	22	Kansas State	1995-96	
Smith, J.T.	WR	86	North Texas State	1978-84	1979-81
Smith, Lucious	CB	23	Cal State - Fullerton	1983	1983
Smith, Michael	WR	83	Kansas State	1992	
Smith, Neil	DE	90	Nebraska	1988-96	1988-96
Smith, Noland	WR	1, 46	Tennessee State	1967-69	
Smith, Richard	WR	17	Arkansas	2004	
Smith, Sid	T	70	Southern California	1970-72	
Snipes, Angelo	LB	52	West Georgia	1987-89	
Snow, Percy	LB	59	Michigan State	1990-92	1990
Spani, Gary	LB	59	Kansas State	1978-86	1978-85
Spann, Gary	LB	94	Texas Christian	1987	
Spears, Marcus	T	70	Northwestern (La.) State	1997-03	2001
Spikes, Jack	FB/K	30	Texas Christian	1960-64	1960-61, '64
Stams, Frank	LB	55	Notre Dame	1995	
Stargell, Tony	CB	45	Tennessee State	1996	
Staysniak, Joe	G	72	Ohio State	1992	
Stedman, Troy	LB	94	Washburn	1988	
Stein, Bob	LB	66	Minnesota	1969-72	
Steinfeld, Al	C	69	C.W. Post	1982	
Stenerud, Jan	K	3	Montana State	1967-79	1967-79*

Player	Pos.	Jersey(s) Worn	College	Year(s) Played	Year(s) Started
Stensrud, Mike	NT/DE	67	Iowa State	1988	
Stephens, Hal	DE	92	Eastern Carolina	1985	
Stephens, John	RB	21	Northwestern (La.) State	1993	
Stephens, Santo	LB	53	Temple	1993	
Stevens, Matt	QB	1	UCLA	1987	
Still, Art	DE	67	Kentucky	1978-87	1978-87
Stills, Gary	LB/DE	55, 56	West Virginia	1999-04	
Stockemer, Ralph	RB	21	Baylor	1987	
Stone, Jack	T	70	Oregon	1960	
Story, Bill	G	62	Southern Illinois	1975	
Stover, Smokey	LB	35	Northeast Louisiana	1960-66	1960-61
Stowers, Tommie	RB	48	Missouri	1994	
Stoyanovich, Pete	K	10	Indiana	1996-00	1996-99*
Strada, John	TE	87	William Jewell	1974	
Stradford, Troy	RB	25	Boston College	1991	
Stroud, Morris	TE	83	Clark	1969-74	1970-74
Stryzinski, Dan	P	4	Indiana	2001-02	2001-02*
Studdard, Les	C	64	Texas	1982	
Sullivan, Kent	P	10	California Lutheran	1992	
Swanson, Pete	G/T	73	Stanford	1998	
Swink, Jim	HB	23	Texas Christian	1960	
Swoopes, Patrick	NT	67	Mississippi State	1991	
Szott, Dave	G	79	Penn State	1990-00	1990-97, '99



WR Otis Taylor



CB Emmitt Thomas



T Jim Tyrer



P Jerrel Wilson

HISTORY

T

Tait, John	T	76	BYU	1999-03	2000-03
Talton, Ken	RB	45	Cornell	1980	
Tamm, Ralph	G	64	West Chester	1997-99	
Tale, Willy	TE	80	Oregon	1998	
Taylor, Jay	CB	27	San Jose State	1993-95	
Taylor, Kitrick	WR	82	Washington State	1988	
Taylor, Otis	WR	89	Prairie View	1965-75	1966-74
Taylor, Roger	T	76	Oklahoma State	1981	
Taylor, Steve	S	48	Kansas	1976	
Terrell, Marvin	G	63	Mississippi	1960-63	1962-63
Terry, Doug	S	24, 25, 32	Kansas	1992-95	1993
Thomas, Bill	RB	43	Boston College	1974	
Thomas, Carlton	CB	38	Elizabeth City State	1987	
Thomas, Charlie	RB	49	Tennessee State	1975	
Thomas, Chris	WR	87	Cal Poly - San Luis Obispo	2001	
Thomas, Derrick	LB	58	Alabama	1989-99	1989-99
Thomas, Emmitt	CB	18	Bishop College	1966-78	1967-78
Thomas, Gene	FB	45	Florida A&M	1966-67	
Thomas, Jewerl	RB	31	San Jose State	1983	
Thomas, Ken	RB	35	San Jose State	1983	
Thomas, Robb	WR	81	Oregon State	1989-91	1990-91
Thomas, Todd	C	62	North Dakota	1981	
Thompson, Arland	G	58	Baylor	1987	
Thompson, Bennie	S	46	Grambling	1992-93	
Thompson, Del	RB	39	Texas - El Paso	1982	
Thompson, Ernie	RB	45	Indiana	1993	
Thompson, Leroy	RB	44	Penn State	1995	
Thornbladh, Bob	LB	50	Michigan	1974	
Thorp, Don	DE	71	Illinois	1988	
Threats, Jabbar	DE	65	Michigan State	2002	
Tolliver, Billy Joe	QB	8	Texas Tech	1997	
Tongue, Reggie	S	25, 41	Oregon State	1996-99	1997-99
Trahan, John	WR	83	Southern California	1987	
Traylor, Keith	DT	94	Central Oklahoma	1995-96	
Trosch, Gene	DE	74	Miami (Fla.)	1967-69	

Player	Pos.	Jersey(s) Worn	College	Year(s) Played	Year(s) Started
Truluck, R-Kal	DE	91	SUNY Cortland	2002-03	
Tynes, Lawrence	K	1	Troy State	2004	2004*
Tyrer, Jim	T	77	Ohio State	1961-73	1962-73

U

Upshaw, Marvin	DE	81	Trinity	1970-75	1971-75
----------------	----	----	---------	---------	---------

V

Valerio, Joe	T	73	Pennsylvania	1991-95	
Vanover, Tamarick	WR	87	Florida State	1995-99	1996
Van Pelt, Alex	QB	10	Pittsburgh	1993	
Vaughn, Jon	RB	21	Michigan	1994	
Villa, Danny	G	72	Arizona State	1993-96	
Vitali, Mark	QB	6	Purdue	1977	
Vlasic, Mark	QB	13	Iowa	1991-92	

W

Wade, Charlie	WR	84	Tennessee State	1977	
Waldrop, Rob	DT	98	Arizona	1994	
Walker, Bracy	S	40, 27	North Carolina	1994, '98-01	
Walker, Derrick	TE	82	Michigan	1994-97	1994, '96
Walker, James	LB	54	Kansas State	1983	
Walker, John	DT	98	Nebraska - Omaha	1987	
Walker, Wayne	K	68	Northwestern Louisiana	1967	1967*
Wallace, Steve	T	70, 74	Auburn	1997	
Walters, Rod	G	76	Iowa	1976, '78-80	
Walton, Riley	TE	88	Tennessee State	1987	
Walton, Wayne	G/T	72	Ablene Christian	1973-74	
Ward, LaShaun	WR	84	California	2003	
Warfield, Eric	CB	44	Nebraska	1998-04	2001-04
Warner, Charley	DB	25	Prairie View	1963-64	
Washington, Brian	S	29, 48	Nebraska	1995-96	1995-96
Washington, Charles	DB	46	Cameron	1990-91	
Washington, Thomas	DT	64	Winston-Salem St.	2000	
Washington, Tim	CB	42	Fresno State	1982	
Waters, Brian	G	54	North Texas	2000-04	2001-04
Watson, Tim	S	26	Howard	1993-95	
Weathers, Clarence	WR	80	Delaware State	1989	
Webster, David	DB	21	Prairie View	1960-61	1960-61
Webster, Mike	C	53	Wisconsin	1989-90	1989-90
Welbourn, John	T	76	California	2004	2004
Werner, Clyde	LB	54	Washington	1970-74, '76	
Wesley, Greg	CB	25	Arkansas - Pine Bluff	2000-04	2000-04
Wesson, Ricky	CB	25	Southern Methodist	1977	
West, Lyle	S	30	San Jose State	2002-03	
West, Robert	WR	26	San Diego State	1972-73	1972
Wetzel, Ron	TE	87	Arizona State	1983	
Whitaker, Danta	TE	82	Mississippi Valley State	1990	
White, Ted	QB	7	Howard	1999	
White, Walter	TE	81, 88	Maryland	1975-79	1977-78
White, William	S	35	Ohio State	1994-96	1994
Whitehurst, David	QB	15	Furman	1984	
Whitmore, David	S	41	Stephen F. Austin	1993-94	1993-94
Wickert, Tom	G	66	Washington State	1977	
Wiegmann, Casey	C	62	Iowa	2001-04	2001-04
Wilkerson, Jimmy	DE	66, 96	Oklahoma	2003-04	
Willard, Jerrott	LB	57	California	1998	
Williams, Brett	T	74	Florida State	2003-04	
Williams, Dan	DE	92	Toledo	1997, '99-01	1999-00
Williams, Harvey	RB	22, 44	Louisiana State	1991-93	
Williams, Jerrol	LB	44	Purdue	1994	
Williams, Jermaine	FB	43	Houston	2001	
Williams, Lawrence	WR	40	Texas Tech	1976-77	1977
Williams, Mike	RB/TE	80	New Mexico	1979-81	1980
Williams, Robert	CB	40	Baylor	1993	
Williams, Robert	CB	46, 29	North Carolina	1998-99	
Williams, Sammy	T	72	Oklahoma	1999	
Williams, Tyrone	DE/DT	90, 96	Wyoming	2000-01	
Williamson, Fred	DB	24	Northwestern	1965-67	1965-66
Willis, Donald	G	60	North Carolina A&T	2000-04	
Wilson, Eddie	QB/P	12	Arizona	1962-64	1962*
Wilson, Jerrel	P	44	Southern Mississippi	1963-77	1963-77*
Wilson, Kris	TE	84	Pittsburgh	2004	

Wilson, Mike	G	67	Dayton	1975	
Winters, Frank	G/C	65	Western Illinois	1990-91	1990
Wolf, James	DT	73	Prairie View	1976	1976
Wood, Duane	DB	48	Oklahoma State	1960-64	1960-64
Woodard, Ray	DE	70	Texas	1987	
Wooden, Terry	LB	90	Syracuse	1997	1997
Woods, Jerome	S	21, 31	Memphis	1996-04	1997-01, 2003-04
Word, Barry	RB	23	Virginia	1990-92	1992
Word, Mark	DE	67	Jacksonville State	1999	
Worthen, Naz	WR	84	North Carolina State	1989-90	
Wright, Elmo	WR	17	Houston	1971-74	1971, '73-74
Wright, Felix	S	24	Drake	1993	
Wyatt, Kevin	CB	23	Arkansas	1987	

Y

Yakovonis, Ray	NT	92	East Stroudsburg State	1983	
Young, Michael	WR	85	UCLA	1994	
Young, Wilbur	DE	99	William Penn	1971-77	1972-77

Z

Zamberlin, John	LB	61	Pacific Lutheran	1983-84	1984
Zaruba, Carroll	DB	46	Nebraska	1960	

*Regular kicker or punter during that period.

Notes: The Chiefs All-Time Roster includes all players who were on the active roster for at least one regular season game or playoff contest. It also includes players who accrued at least one season as a member of a reserve or injury list. The one exception to this criteria is Stone Johnson, who had his number 33 retired after suffering a fatal injury in a '63 preseason contest. Jersey numbers refer to those numbers worn only in regular season or postseason play.

ALL-TIME COORDINATORS

OFFENSIVE COORDINATORS

Chet Franklin	1975-76	Bill Cowher	1989-91
Bob Schnelker	1977	Dave Adolph	1992-94
Homer Smith	1987-88	Gunther Cunningham	1995-98, 2004
Joe Pendry	1989-92	Kurt Schottenheimer	1999-00
Paul Hackett	1993-97	Greg Robinson	2001-03
Jimmy Raye	1998-00		
Al Saunders	2001-04		

DEFENSIVE COORDINATORS

Vince Costello	1975-76	Steve Ortmyer	1975-77
Tom Bettis	1977	Bobby Ross	1978-79
Rod Rust	1978-82	Don Lawrence	1980
Bud Carson	1983	Frank Gansz	1981-82
Dan Daniel	1984-85	Jim Vechiarella	1983-85
Walt Corey	1986	Frank Gansz	1986
John Paul Young	1987	Ed Beckman	1987
Rod Rust	1988	George Sefick	1988
		Kurt Schottenheimer	1989-94
		Mike Stock	1995-00
		Frank Gansz, Jr.	2001-04

SPECIAL TEAMS

Notes: No assistant coaches were designated as coordinators during Hank Stram's tenure as head coach from 1960-74. The first assistants in Chiefs history to hold the title of coordinator or special teams coach came under head coach Paul Wiggin in '75. Although subsequent staffs did not always specifically denote coordinators, every attempt has been made to indicate the offensive and defensive play-callers if it was an individual other than the head coach. Beginning with Frank Gansz's staff in '87, three separate individuals have carried the titles of offensive and defensive coordinator, as well as special teams coach each subsequent season.

ALL-TIME ROSTER BY COLLEGES

The Chiefs players listed on the club's all-time roster have been produced by 337 different colleges and universities.

Abilene Christian 2	Florida State 10	Nebraska 13	Southern California 10
Alabama 7	Fresno State 3	Nebraska - Omaha 2	Southern Colorado 1
Alabama A&M 1	Frostburg State 1	Nevada - Reno 1	Southern Illinois 2
Alabama - Birmingham 1	Furman 1	New Hampshire 1	Southern Methodist 12
Alcorn 1	Georgia 3	New Mexico 3	Southern Mississippi 5
Alcorn A&M 1	Georgia Tech 4	New Mexico State 3	Southwest Louisiana 1
Alcorn State 1	Graceland (Iowa) 1	Nicholls State 3	Southwest Texas State 1
Appalachian State 2	Grambling 11	North Alabama 1	Southwestern Louisiana 1
Arizona 7	Hampton Institute 1	North Carolina 10	Stanford 7
Arizona State 12	Hastings 1	North Carolina Central 1	Stephen F. Austin 3
Arkansas 7	Hawaii 3	North Carolina College 1	SUNY - Cortland 1
Arkansas A&M 2	Heidelberg 1	North Carolina State 2	Syracuse 5
Arkansas - Pine Bluff 1	Holy Cross 2	North Dakota 1	Tampa 3
Auburn 12	Houston 7	North Dakota State 1	Tarkio 1
Azusa Pacific 1	Howard 3	North Texas 1	Temple 4
Baylor 11	Howard Payne 1	North Texas State 4	Tennessee 4
Bethune-Cookman 2	Humboldt State 1	Northeast Louisiana 3	Tennessee A&I 1
Bishop College 2	Idaho 3	Northern Arizona 3	Tennessee - Chattanooga 1
Boise State 1	Idaho State 3	Northern Colorado 2	Tennessee State 10
Boston College 5	Illinois 3	Northern Illinois 2	Texas 16
Boston University 2	Indiana 6	Northern Iowa 1	Texas A&I 3
Bowling Green 2	Indiana (Pa.) 1	Northwestern 4	Texas A&M 6
Brigham Young 7	Iowa 11	Northwestern (La.) State 2	TCU 8
C.W. Post 1	Iowa State 4	Northwestern Louisiana 2	Texas Southern 5
Cal State Long Beach 1	Iwawamba J.C. 1	Notre Dame 15	Texas Tech 8
Cal State - Fullerton 4	Jackson State 5	Ohio 9	Texas - Arlington 1
California 9	Jacksonville State (Ala.) 2	Ohio State 9	Texas - El Paso 4
California Lutheran 1	Kansas 14	Ohio Wesleyan 1	Thiel College 1
Cameron 1	Kansas State 12	Oklahoma 12	Toledo 2
Carson Newman 1	Kent State 1	Oklahoma State 4	Trinity 1
Central Arkansas 1	Kentucky 4	Oregon 9	Troy State 1
Central Florida 1	Knoxville 1	Oregon State 8	Tulane 2
Central Oklahoma 1	Lehigh 1	Pacific 1	Tulsa 4
Central State (Ohio) 1	Linfield 1	Pacific Lutheran 1	U.S. International 1
Chico State 1	Louisiana State 16	Paul Quinn 1	UCLA 16
Cincinnati 6	Louisiana - Monroe 1	Penn State 13	UNLV 3
Clark 1	Louisiana Tech 1	Pennsylvania 1	Utah 3
Clemson 7	Louisville 1	Pittsburgh 10	Utah State 7
Colgate 2	Marshall 3	Pittsburg State 1	Vanderbilt 1
Colorado 9	Maryland 5	Portland State 1	Virginia 6
Colorado State 1	Memphis 1	Prairie View 8	Virginia Tech 1
Concordia (Minn.) 1	Memphis State 4	Purdue 8	Wake Forest 6
Cornell 1	Miami (Fla.) 12	Rice 2	Washington 1
Culver-Stockton 1	Michigan 12	Richmond 1	Washington State 4
Dartmouth 1	Michigan State 11	Rocky Mountain 1	Weber State 1
Dayton 1	Mid-America Nazarene 1	Rutgers 3	West Chester 2
Delaware 1	Middle Tennessee 2	Sam Houston State 1	West Georgia 1
Delaware State 1	Milton 1	Sam Houston State 1	West Texas State 2
Drake 1	Minnesota 5	San Diego State 5	West Virginia 4
Duke 2	Minnesota - Duluth 1	San Fernando Valley 1	Western Carolina 1
East Stroudsburg State 1	Mississippi Delta J.C. 1	San Francisco 1	Western Illinois 1
East Texas State 2	Mississippi State 4	San Jose State 13	William & Mary 1
Eastern Carolina 2	Mississippi Valley State 2	Santa Clara 2	William Jewell 1
Eastern Illinois 1	Missouri 12	South Carolina 2	William Penn 1
Eastern Kentucky 3	Missouri Valley College 1	South Carolina State 2	Winston-Salem State 1
Eastern Michigan 3	Montana State 1	South Dakota State 1	Wisconsin 2
Elizabeth City State 2	Morehead State 1	South Florida 1	Wisconsin - La Crosse 1
Emporia State 2	Morgan State 2	Southeast Louisiana 1	Yale 2
Florida 6	Morris Brown 2	Southern 1	Youngstown State 1
Florida A&M 2	Murray State 1	Southern (La.) 4	
	NE Missouri State 1		

SCHOOLS PRODUCING MOST CHIEFS PLAYERS

16	Louisiana State, Texas, UCLA	7	Alabama, Arizona, Arkansas, Brigham Young,
15	Notre Dame		Clemson, Houston, Stanford, Utah State
14	Kansas	6	Cincinnati, Florida, Indiana,
13	Nebraska, Penn State, San Jose State		Texas A&M, Virginia, Wake Forest
12	Arizona State, Auburn, Kansas State, Miami (Fla.),	5	Boston College, Jackson State, Maryland,
12	Michigan, Missouri, Southern Methodist		Minnesota, San Diego St.,
11	Baylor, Grambling, Iowa, Michigan State		Southern Mississippi, Syracuse, Texas Southern
10	Florida State, North Carolina, Oklahoma,	4	16 schools
	Pittsburgh, Southern California,	3	22 schools
	Tennessee State, Washington	2	37 schools
9	California, Colorado, Ohio State, Oregon	1	112 schools
8	Oregon State, Prairie View,		
	Purdue, TCU, Texas Tech		

ALL-TIME NUMERICAL ROSTER

Player	Pos.	Year(s) Played	Player	Pos.	Year(s) Played
#1			Sullivan, Kent	P	1992
Adamle, Mike	RB	1971-72	Van Pelt, Alex	QB	1993
Grupp, Bob	P	1979-81	#11		
Moon, Warren	QB	1999-00	Adams, Tony	QB	1975-78
Pennington, Durwood	K	1962	Douglas, Dameane	WR	2003
Smith, Noland	WR	1967-69	Gagliano, Bob	QB	1981-83
Stevens, Matt	QB	1987	Grbac, Elvis	QB	1997-00
Tynes, Lawrence	K	2004	Huard, Damon	QB	2004
#2			Hudson, Doug	QB	1987
Clements, Tom	QB	1980	Jones, Reggie	WR	1997, 2001
Elliott, Lin	K	1994-95	Osiecki, Sandy	QB	1984
Goodbum, Kelly	P	1987-90	Pelluer, Steve	QB	1989-91
Murray, Eddie	K	1992	#12		
Peterson, Todd	K	2000-01	Baker, Jon	K	1999
#3 - RETIRED			Espinoza, Alex	QB	1987
Agajanian, Ben	K	1961	Flores, Tom	QB	1969
Stenerud, Jan	K	1967-79	Gannon, Rich	QB	1995-98
#4			Hill, Jim	DB	1966
Barker, Bryan	P	1990-93	Jaynes, Dave	QB	1974
Fuller, Steve	QB	1979-82	Perez, Joe	WR	2000
Hamrick, James	K	1987	Quinn, Jonathan	QB	2002-03
Murphy, Nick	P	2004	Shaw, Dennis	QB	1978
Stryzinski, Dan	P	2001-02	Wilson, Eddie	QB/P	1962-64
#5			#13		
Aguiar, Louie	P	1994-98	Bono, Steve	QB	1995-96
Cheek, Steve	P	2004	Clark, Wayne	QB	1975
Colbert, Lewis	P	1986-87	Pope, Daniel	P	1999
deBruijn, Case	P	1982	Vlasic, Mark	QB	1991-92
McCann, Jim	P	1975	#14		
Sauerbrun, Todd	P	2000	Blackledge, Todd	QB	1983-87
#6			Blundin, Matt	QB	1992-95
Arnold, Jim	P	1983-85	Enis, Hunter	QB	1960
McVea, Warren	RB	1969-73	Greene, Tom	QB	1961
Rebstock, Pete	WR	2002	Jackson, Curtis	WR	2002-03
Vitali, Mark	QB	1977	McManus, Danny	QB	1988
#7			Ply, Bobby	DB	1962-67
Andrusyshyn, Zenon	P	1978	Podolak, Ed	RB	1969-77
Germaine, Joe	QB	2001	#15		
Gossett, Jeff	P	1981-82	Collins, Todd	QB	1998-04
Husted, Michael	K	2002	Duncan, Randy	QB	1961
Huarte, John	QB	1969-71	Lee, Jacky	QB	1967-69
Jaworski, Ron	QB	1974	Longmire, Sam	DB	1976-78
Nott, Mike	QB	1976	Matthews, Steve	QB	1994-96
White, Ted	QB	1999	Mercer, Mike	K	1966
#8			Reardon, Kerry	CB	1971-76
Andersen, Morten	K	2002-03	Whitehurst, David	QB	1984
Lowery, Nick	K	1980-83	#16 - RETIRED		
Tolliver, Billy Joe	QB	1997	Dawson, Len	QB	1962-75
#9			#17		
Baker, Jason	P	2003-04	Barnes, Pat	QB	1997
Bentley, Scott	K	1999	DeBerg, Steve	QB	1988-91
Carlson, Dean	QB	1972-74	Gehrke, Jack	WR	1968
Jones, Reggie	WR	1997	Krieg, Dave	QB	1992-93
Kenney, Bill	QB	1979-88	Murphy, Yo	WR	2002
#10			Smith, Fletcher	DB	1966-67
Beathard, Pete	QB	1964-67, '73	Smith, Richard	WR	2004
Elkins, Mike	QB	1989-90	Wright, Elmo	WR	1971-74
Green, Trent	QB	2001-04	#18		
Livingston, Mike	QB	1968-79	Flynn, Don	DB	1960-61
Saxton, James	HB	1962	Grbac, Elvis	QB	1997-00
Seurer, Frank	QB	1986-87	LaChapelle, Sean	WR	1996
Stoyanovich, Pete	K	1996-00	Parker, Samie	WR	2004
			Thomas, Emmitt	CB	1966-78

Player	Pos.	Year(s) Played
#19		
Davidson, Colton	QB/P	1960-61
Montana, Joe	QB	1993-94

#20		
Cherry, Deron	S	1981-91
Hall, Dante	RB/WR	2000-04
Hunt, Bobby	DB	1962-67
Lowe, Paul	RB	1968-69
Perkins, Horace	CB	1979
Sapp, Benny	CB	2004
Sellers, Goldie	DB	1968-69
Sensibaugh, Mike	S	1971-75

#21		
Austin, Hise	CB	1975
Bayless, Martin	S	1992-93, '95-96
Gaines, Clark	RB	1981-82
Garrett, Mike	RB	1966-70
Homan, Dennis	WR	1971-72
Lewis, Garry	CB	1993
Lewis, Tahuau	CB	1992
McKinney, Odis	S	1985
Morgado, Arnold	RB	1977-80
Reamon, Tommy	RB	1976
Saxon, James	RB	1988-91
Stephens, John	RB	1993
Stockemer, Ralph	RB	1987
Vaughn, Jon	RB	1994
Webster, David	DB	1960-61
Woods, Jerome	S	1996-04

#22		
Bookman, John	DB	1960
Carter, Perry	CB	1995
Cocroft, Sherman	S	1985-87
Grow, Monty	S	1994
Hagy, John	S	1991
Harrison, Glynn	RB	1976
Jakes, Van	DB	1983-84
Marshall, Larry	DB	1972-73, '78
McClellion, Central	CB	2002
McCleon, Dexter	CB	2003-04
McKnight, Ted	RB	1977-81
Mitchell, Willie	DB	1964-71
Morris, Donnie Joe	RB	1974
Shehee, Rashaan	RB	1998-99
Smith, J.J.	RB	1995-96
Williams, Harvey	RB	1991-93

#23		
Blaylock, Derrick	RB	2001-04
Coan, Bert	RB	1963-68
Dickerson, Ron	WR	1993-94
Gant, Earl	RB	1979-80
Gray, Carlton	CB	1999-00
Hadley, David	CB	1970-72
Hill, Greg	CB	1984-88
Johnson, Clyde	CB	1997
Keyes, Leroy	RB	1973
Smith, Lucious	CB	1983
Swink, Jim	HB	1960
Word, Barry	RB	1990-92
Wyatt, Kevin	CB	1987

#24		
Bartee, William	CB	2000-04
Belser, Ceaser	DB	1968-71
Ellison, Willie	RB	1973-74
Green, Gary	CB	1977-83
Kaiser, Jason	CB	1998
McMillan, Erik	S	1993
Pearson, Jaycee	CB	1986-92
Terry, Doug	S	1992-95
Williamson, Fred	DB	1965-67
Wright, Felix	S	1993

Player	Pos.	Year(s) Played
#25		
Collins, Mark	CB/S	1994-96
Copeland, Danny	S	1989-90
Epps, Jack	S	1987
Hollis, David	DB	1988
Nix, Doyle	DB	1961
Pitts, Frank	WR	1965-71
Stradford, Troy	RB	1991
Terry, Doug	S	1992-95
Tongue, Reggie	S	1996-99
Warner, Charley	DB	1963-64
Wesley, Greg	S	2000-04
Wesson, Ricky	CB	1977

#26		
Adams, Vashone	S	1998
Allen, Taje	CB	2001-02
Barbaro, Gary	S	1976-82
Battle, Julian	CB	2003-04
Dishman, Cris	CB	1999
Dozier, Cornelius	S	1987
Jackson, Frank	WR	1961-65
Lane, Skip	CB/S	1984
Oliver, Muhammed	CB	1993
Palmer, Paul	RB	1987-88
Porter, Lewis	E	1970
Watson, Tim	S	1993-95
West, Robert	WR	1972-73

#27		
Brown, Theotis	RB	1983-84
Green, Woody	RB	1974-76
Hill, Greg	RB	1994-97
Johnson, Larry	RB	2003-04
Julien, Jarmar	RB	2002
Kratzer, Dan	WR	1973
Milo, Ray	S	1978
Porter, Kevin	S	1988-92
Rose, Donovan	CB	1980
Smith, Blane	S	1987
Taylor, Jay	CB	1993-95
Walker, Bracy	S	1994, '98-01

#28 - RETIRED		
Haynes, Abner	RB	1960-65

#29		
Belser, Jason	S	2001-02
Hill, Greg	RB	1993-97
Lewis, Albert	CB	1983-93
McMillian, Mark	CB	1997-98
Powers, Clyde	S	1978
Washington, Brian	S	1995-96
Williams, Robert	CB	1998-99

#30		
Bayless, Martin	S	1992-93, '95-96
Bennett, Donnell	RB	1994-00
Bledsoe, Curtis	RB	1981-82
Carruth, Paul Ott	RB	1989
Miller, Cleophus	RB	1974-75
Richardson, Gloster	WR	1967-70
Robinson, Mark	S	1984-87
Spikes, Jack	RB/K	1960-64
West, Lyle	S	2002-03

#31		
Holmes, Priest	RB	2001-04
Kinney, Jeff	RB	1972-76
Reese, Jerry	S	1979-80
Ross, Kevin	CB	1984-93, '97
Thomas, Jewerl	RB	1983
Woods, Jerome	CB	1996-04

Player	Pos.	Year(s) Played
#32		
Agee, Tommie	RB	1989
Allen, Marcus	RB	1993-97
Dickinson, Bo	RB	1960-61
Horton, Ethan	RB	1985
Johnson, Jack	DB	1961
Jones, Doug	DB	1973-74
McClinton, Curtis	RB	1962-69
Moriarty, Larry	RB	1986-88
Reed, Tony	RB	1977-80
Terry, Doug	S	1992-95

#33 - RETIRED		
Johnson, Curley	HB	1960
Johnson, Stone	RB	1963
Pricer, Bill	RB	1961

#34		
Burruss, Lloyd	S	1981-91
Carter, Dale	CB	1992-98
Cloud, Michael	RB	1999-02
Haslip, Wilbert	RB	1979
Johnson, Larry	RB	2003-04
Payton, Eddie	KR	1978

#35		
Atkins, Larry	S/LB	1999-02
Belton, Horace	RB	1978-81
Johnson, Melvin	S	1998
Okoye, Christian	RB	1987-92
Otis, Jim	RB	1971-72
Pile, Willie	S	2004
Stover, Smokey	LB	1960-66
Thomas, Ken	RB	1983
White, William	S	1994-96

#36 - RETIRED		
Daniels, Clemon	DB	1960
Hill, Mack Lee	RB	1964-65

#37		
Collier, Tim	CB	1976-79
Delaney, Joe	RB	1981-82

#38		
Anders, Kimble	FB	1991-00
Brannon, Solomon	DB	1965-66
Finley, Clint	S	2002-03
Gunter, Michael	RB	1984
Hayes, Wendell	RB	1968-74
Loveall, Calvin	CB	1988
Odom, Ricky	S	1978
Roquemore, Durwood	CB	1982-83
Thomas, Carlton	CB	1987

#39		
Bailey, Mark	RB	1977-78
Crockett, Ray	CB	2001-02
Everett, Eric	CB	1991
Griffin, Stephen	RB	1987
Morris, Bam	RB	1999
Moser, Rick	RB	1981
Pickens, Bruce	CB	1993
Thompson, Del	RB	1982

#40		
Bell, Billy	CB	1991
Davis, Ricky	S	1977
Green, Boyce	RB	1986
Harris, Corey	CB	2001-03
Hasty, James	CB	1995-00
Jackson, Charlie	DT	1960
Lacy, Ken	RB	1984-85, '87
Mack, Cedric	CB	1992

Player	Pos.	Year(s) Played
Marsalis, Jim	CB	1969-75
Walker, Bracy	S	1994, '98-00
Williams, Lawrence	WR	1976-77
Williams, Robert	CB	1993

#41		
Christopher, Herb	S	1979-82
Connol, Scott	S	2004
Crawford, Keith	S	1998
Dennis, Pat	CB	2000-01
Dressler, Doug	RB	1975
Evans, James	RB	1987
Hill, Kenny	S	1989
Jankowski, Bruce	WR	1971-72
Jenkins, Keyvan	RB	1988
Johnson, Darrius	CB	2003
Parker, Anthony	CB	1991
Pippens, Woodie	RB	1987
Tongue, Reggie	S	1996-99
Whitmore, David	S	1993-94

#42		
Carter, M.L.	CB	1979-81
Donaldson, Jeff	S	1990
Harts, Shaunard	S	2001-04
Lane, MacArthur	RB	1975-78
Malone, Darrell	CB	1992
Mincy, Charles	S	1991-94
Ricks, Lawrence	RB	1983-84
Robinson, Johnny	S/HB	1960-71
Smith, Jeff	RB	1985-86
Washington, Tim	CB	1982

#43		
Bolden, Juran	CB	1999
Brockington, John	RB	1977
Easy, Omar	FB	2002-04
Jackson, Billy	RB	1981-84
Jones, Bill	RB	1990-92
Parker, Robert	RB	1987
Pruitt, Mike	RB	1985-86
Thomas, Bill	RB	1974
Williams, Jermaine	FB	2001

#44		
Anderson, Darren	CB	1994-97
Harris, Eric	CB	1980-82
Harris, Jimmy	DB	1960-61
Heard, Herman	RB	1984-89
Kelley, Ed	DB	1961
Parker, Kerry	CB	1984
Thompson, Leroy	CB	1995
Warfield, Eric	CB	1998-04
Williams, Harvey	RB	1991-93
Williams, Jerrol	LB	1994
Wilson, Jerrel	P	1963-77

#45		
Baber, Billy	TE	2001-03
Brooks, Bucky	CB	1997-98
Bryant, Trent	CB	1982-83, '87
Grayson, Dave	DB	1961-64
Holmes, Robert	RB	1968-71
Johnson, Jimmie	TE	1994
Johnson, Sidney	CB	1988
LaGrand, Morris	RB	1975
McNeil, Pat	RB	1976-77
Petry, Stan	CB	1989-91
Saxon, James	RB	1988-91
Stargell, Tony	CB	1996
Talton, Ken	RB	1980
Thomas, Gene	FB	1966-67
Thompson, Ernie	RB	1993

HISTORY

Player	Pos.	Year(s) Played
#46		
Clemons, Michael	RB	1987
Dombroski, Paul	S	1980-81
Fields, Jitter	RB	1987
Gray, Tim	S	1976-78
Jones, Victor	RB	1994
Kearney, Jim	DB	1967-75
King, Bruce	RB	1985-86
Moreau, Frank	RB	2000
Smith, Noland	WR	1967-69
Thompson, Bennie	S	1992-93
Washington, Charles	DB	1990-91
Williams, Robert	CB	1998-99
Zaruba, Carroll	DB	1960

#47		
Golub, Chris	S	1977
Martin, Don	CB	1975
Osley, Willie	DB	1974
Scott, Todd	S	1997
Smith, Chris	WR	1973

#48		
Allen, Nate	CB	1971-74
Burgmeier, Ted	S	1978
Colter, Jeff	DB	1987
Gamble, Kenny	RB	1988-90
Hadnot, James	RB	1980-83
Jones, E.J.	RB	1985
Lane, Garcia	CB	1985, '87
McNair, Todd	RB	1989-93, '96
Popson, Ted	TE	1997-98
Stowers, Tommie	RB	1994
Taylor, Steve	S	1976
Washington, Brian	S	1995-96
Wood, Duane	DB	1960-64

#49		
Gay, Matt	S	1994
Jackson, Gerald	S	1979
Nelson, Teddy	CB	1987
Richardson, Tony	FB	1995-04
Thomas, Charlie	RB	1975

#50		
Anderson, Erick	LB	1992-93
Atkins, Larry	S/LB	1999-02
Barton, Jim	C	1960
Caveness, Ronnie	LB	1965
Daniels, Calvin	LB	1982-85
Davis, Anthony	LB	1994-98
Del Rio, Jack	LB	1987-88
Kearney, Tim	LB	1975
McGovern, Rob	LB	1989-90
Mitchell, Kawika	LB	2003-04
Oriad, Mike	C	1970-73
Peterson, Cal	LB	1979-81
Sanders, Clarence	LB	1978
Thornbladh, Bob	LB	1974

#51		
Bush, Lew	LB	2000-02
Cadrez, Glenn	LB	2001-02
Donnalley, Rick	C	1986-87
Fraser, Jim	LB	1965
Fujita, Scott	LB	2002-04
Jackson, Charles	LB	1978-84
Lingner, Adam	C	1983-86, '88
Lynch, Jim	LB	1967-77
Manusky, Greg	LB	1994-99
Marts, Lonnie	LB	1991-93

#52		
Abell, Bud	LB	1966-68
Caver, Quinton	LB	2002-04

Player	Pos.	Year(s) Played
Howard, Thomas	LB	1977-83
Humphrey, Tom	C	1974
Hyde, Glenn	C	1987
Jolly, Ken	LB	1984-85
Olsen, Orrin	C/G	1976
O'Neal, Andre	LB	2000-01
Rogers, Tracy	LB	1990-96
Snipes, Angelo	LB	1987-89

#53		
Andrews, Billy	LB	1976-77
Avery, Ken	LB	1975
Hamilton, Rick	DE	1994-95
Howard, Todd	LB	1987-88
Jones, Fred	LB	2003-04
Moten, Gary	LB	1987
Patton, Marvucus	LB	1999-02
Paul, Whitney	DE/LB	1976-81, '86
Rush, Bob	C	1983-85
Stephens, Santo	LB	1993
Webster, Mike	C	1989-90

#54		
Ashley, Walker Lee	LB	1989
Cofield, Tim	LB	1986-88
Favors, Greg	LB	1998
Greene, Ted	LB	1960-62
Hudock, Mike	C	1967
Manumaleuga, Frank	LB	1979-81
Simien, Tracy	LB	1991-97
Walker, James	LB	1983
Waters, Brian	G	2000-04
Werner, Clyde	LB	1970-74, '76

#55		
Best, Keith	LB	1972
Cooper, Louis	LB	1985-90
Dimmick, Tom	C	1960
Dumas, Troy	LB	1995-97
George, Ron	LB	1998-00
Holub, E.J.	C/LB	1961-70
Klug, Dave	LB	1981-83
Peterson, Bill	LB	1975
Randle, Ervin	LB	1991-92
Rozumek, Dave	LB	1976-79
Stams, Frank	LB	1995
Stills, Gary	LB/DE	1999-04

#56		
Ale, Arnold	LB	1994
Ane, Charlie	C	1975-80
Beisel, Monty	LB/DE	2001-04
Bush, Lew	LB	2000-02
Cancik, Phil	LB	1981
Corey, Walt	LB	1960-66
Dixon, Ernest	LB	1998
Graham, Tom	LB	1974
Hackett, Dino	LB	1986-92
Haynes, Louis	LB	1982-83
Simmons, Wayne	LB	1997-98
Stills, Gary	LB/DE	1999-04

#57		
Blanton, Jerry	LB	1979-85
Elrod, Jimbo	LB	1976-78
Harrell, James	LB	1987
Holmes, Bruce	LB	1987
Houston, Bobby	LB	1997
Jamison, George	LB	1994-96
Martin, Chris	LB	1988-92
Maslowski, Mike	LB	1999-04
Palewicz, Al	LB	1973-75
Willard, Jerrott	LB	1998

Player	Pos.	Year(s) Played	Player	Pos.	Year(s) Played
#58			#65		
Baugh, Tom	C	1986-88	Adkins, Kevin	C	1987
Martin, Dave	LB	1968	Black, Jordan	G/T	2003-04
Potter, Steve	LB	1983	Condon, Tom	G	1974-84
Rice, Andrew	DT	1966-67	DiGiacomo, Curt	G	1988
Rudnay, Jack	C	1970-82	Fada, Rob	G	1985
Thomas, Derrick	LB	1989-99	Gilliam, Jon	C	1961-67
Thompson, Arland	G	1987	Kauahi, Kani	C	1992
#59			#66		
Barber, Shawn	LB	2003-04	Knapp, Lindsay	G/T	1993-94
Burks, Ray	LB	1977	Prudhomme, Remi	G	1968-69
Cadrez, Glenn	LB	2001-02	Smith, Jeff	C/G	1996-99
Edwards, Donnie	LB	1996-01	Threats, Jabbar	DE	2002
Fields, Jaime	LB	1993-95	Winters, Frank	G/C	1990-91
Harvey, Stacy	LB	1989	#67		
Hawkins, Andy	LB	1988	Bishop, Sonny	G	1962
Snow, Percy	LB	1990-92	Budde, Brad	G	1980-86
Spani, Gary	LB	1978-86	Doubiago, Dan	WR	1978
#60			#68		
Baab, Mike	C	1992	Frazier, Wayne	C	1966-67
Daney, George	G	1968-74	Frey, Dick	DE	1960
Herkenhoff, Matt	T	1976-85	Ingram, Johnathan	C	2004
Ingram, Byron	G	1987-88	Newson, Tony	LB	2002
Lindstrom, Chris	DE	1987	Rasley, Rocky	G	1975
Reynolds, Al	G	1960-67	Riley, Victor	T	1998-01
Willis, Donald	G	2000-04	Siglar, Ricky	T	1993-96, '98
#61			#69		
Adickes, Mark	G	1986-89	Stein, Bob	LB	1969-72
Biodrowski, Dennis	G	1963-67	Wickert, Tom	G	1977
Cadwell, John	G	1961	Wilkerson, Jimmy	DE	2003-04
Culp, Curley	DT	1968-74	#70		
Fazier, Cliff	DT	1977	Andersen, Jason	G/C	2002
Grunhard, Tim	C	1990-00	Black, James	DE	1987
Hudson, Bob	LB	1960	Bober, Chris	G/T	2004
Parrish, Don	NT	1978-82	Kubik, Brad	G	1998-99
Sharpe, Montique	DT	2003	Larpenter, Carl	G	1962
Zamberlin, John	LB	1983-84	Proby, Bryan	DT	1995
#62			#71		
Chilton, Gene	G/C	1989	Seals, George	DT	1972-73
Fournel, Sid	G	1960-61	Stensrud, Mike	NT/DE	1988
Helton, Darius	G	1977	Still, Art	DE	1978-87
Kirchbaum, Kelly	LB	1980	Swoops, Patrick	NT	1991
Liggett, Bob	DT	1970	Wilson, Mike	G	1975
Lingner, Adam	C	1983-86, '88	Word, Mark	DE	1999
McLean, Ron	NT	1988	#72		
Parker, Glenn	G/T	1997-99	Auer, Scott	G/T	1984-85
Pietrzak, Jim	C	1987	Bernhardt, Roger	G	1975
Story, Bill	G	1975	Morris, Michael	C	1989
Thomas, Todd	C	1981	Nunnery, R.B.	DT	1960
Wiegmann, Casey	C	2001-04	Shields, Will	G	1993-04
#63 - RETIRED			#73		
Lanier, Willie	LB	1967-77	Walker, Wayne	K	1967
Maas, Bill	NT/DE	1984-92	#74		
Olenchak, John	C/LB	1981-82	Allen, Jared	DE	2004
Terrell, Marvin	G	1960-63	Allotey, Victor	G	2001-02
#64			#75		
Acker, Bill	NT/DE	1982, '87	Blackshear, Jeff	G	2000
Beisler, Randy	G	1975	Criswell, Jeff	T	1995-98
Feehery, Gerry	C	1988	DeBernardi, Fred	DE	1974
Harvey, James	G	1987-88	Headrick, Sherrill	LB	1960-67
Kirchner, Mark	T/G	1983	Meisner, Greg	DE	1989-90
Krisher, Bill	G	1960-61	Steinfeld, Al	C	1982
Merz, Curt	G/DE	1962-68	#76		
Oldermann, Bob	G	1985	Cannon, Mark	C	1989
Ricketts, Tom	G	1993	Farrier, Curt	DT	1963-65
Studdard, Les	C	1982	Kelly, Bobby	T	1967
Tamm, Ralph	G	1997-99	Lathrop, Kit	DE	1986
Washington, Thomas	DT	2000	McElroy, Reggie	T	1993
			Nelson, Mark	T	1987
			Nicholson, Jim	T	1974-79
			Rourke, Jim	G	1980-84, '86
			Sally, Jerome	NT	1988
			Shields, Billy	T	1985
			Smith, Dave	WR	1973
			Smith, Sid	T	1970-72

Player	Pos.	Year(s) Played
Spears, Marcus	T	1997-03
Stone, Jack	T	1960
Wallace, Steve	T	1997
Woodard, Ray	DE	1987

#71

Barndt, Tom	DT/G	1996-99
Budde, Brad	G	1980-86
Budde, Ed	G	1963-76
Collins, Ray	DT	1960-61
Dohring, Tom	T	1992
Freeman, Eddie	DE	2002-03
Getz, Lee	G	1987
Kragen, Greg	DT	1994
Lindstrom, Dave	DE	1978-85
McCleary, Norris	DT	2000-01
Thorp, Don	DE	1988

#72

Alford, Darnell	T	2000-02
DiMidio, Tony	T	1966-67
Johnson, Stan	NT	1978
Lutz, David	G/T	1983-92
Maczuzak, John	DT	1964
Oates, Brad	T	1980-81
Parks, Nate	T	1997
Rochester, Paul	DT	1960-63
Siglar, Ricky	T	1993-96, '98
Simons, Keith	DT	1976-77
Smith, Franky	T	1980
Staysniak, Joe	G	1992
Villa, Danny	G	1993-96
Walton, Wayne	G/T	1973-74
Williams, Sammy	T	1999

#73

Dawson, Mike	NT	1984
Harris, Michael	C/G	1989
Hill, Dave	T	1963-74
Jones, Willie	T	2000-02
Jozwiak, Brian	G	1986-88
Palmer, Gery	G	1975
Simmons, Bob	G	1977-83
Swanson, Pete	G/T	1998
Valerio, Joe	T	1991-95
Wolf, James	DT	1976

#74

Acker, Bill	NT/DE	1982, '87
Cornelison, Jerry	T	1960-65
Estes, Lawrence	DE	1975-76
Graham, Derrick	T	1974-82
Holmes, Pat	DE	1973
Jenkins, Trezelle	T	1995-97
Keating, Tom	DT	1974-75
Koch, Pete	DE	1985-87
Lloyd, Jeff	NT	1978
Mangiero, Dino	NT	1980-83
Trosch, Gene	DE	1967-69
Wallace, Steve	T	1997
Williams, Brett	T	2003-04

#75

Dalton, Lionel	DT	2004
Eatman, Irv	T	1986-90
Gardner, Ellis	T	1983
Granderson, Rufus	T	1960
Hicks, Sylvester	DE	1971-81
Jones, Willie	T	2000-02
Maddox, Bob	DE	1975-76
Mays, Jerry	DT/DE	1961-70
McCleary, Norris	DT	2000-01
McGlockton, Chester	DT	1998-00
Peay, Francis	T	1973-74
Phillips, Joe	DT	1992-97
Ross, Louis	DE	1975

Player	Pos.	Year(s) Played
#76		
Alt, John	T	1984-96
Drougas, Tom	T	1974
Moorman, Mo	G	1968-72
Napier, Walter (Buffalo)	DT	1960-61
Rosdahl, Hatch	DE	1964-65
Tait, John	T	1999-03
Taylor, Roger	T	1981
Walters, Rod	G	1976, '78-80
Welbourn, John	T	2004

#77

Baldinger, Rich	T	1983-92
Getty, Charlie	T	1974-82
McDaniels, Pellom	DE	1993-98
Roaf, Willie	T	2002-04
Rogers, Steve	T	1987
Tyrer, Jim	T	1961-73

#78 - RETIRED

Bell, Bobby	LB	1963-74
Lee, Willie	DT	1976-77

#79

Brown, Larry	T	1978-79
Diamond, Charlie	T	1960-63
Dotson, Alphonse	DT	1965
Downing, Eric	DT	2001-03
Gagner, Larry	G	1972
Hoppeck, Doug	T	1987
Matusak, John	DT	1974-75
Meyers, Jerry	DE	1980
Prater, Dean	DE	1982-83
Sampson, Kevin	T	2004
Szott, Dave	G	1990-00

#80

Barnes, Lew	WR	1989
Cannon, Billy	TE	1970
Carolan, Reg	E	1964-68
Craig, Reggie	WR	1975-76
Dawson, Lake	WR	1994-97
Dirden, Johnny	WR	1979
Dorsey, Larry	WR	1978
Garcia, Bubba	WR	1980
Hamilton, Andy	WR	1973-74
Jones, Fred	WR	1990-93
Keel, Mark	TE	1987
Koss, Stein	TE	1987
Morton, Johnnie	WR	2002-04
Murphy, James	WR	1981
Parker, Larry	WR	1999-01
Romeo, Tony	E	1961
Shorthose, George	WR	1985
Tate, Willy	TE	1998
Weathers, Clarence	WR	1989
Williams, Mike	RB/TE	1979-81

#81

Boydston, Max	E	1960-61
Brooker, Tommy	E/K	1962-66
Colbert, Darrell	WR	1987-88
Hargain, Tony	WR	1992
Hines, Jimmy	E	1970
Horn, Chris	WR	2003-04
Jackson, Curtis	WR	2002-03
Jones, Hasson	WR	1993
Jones, Rod	TE	1987-88
Lockett, Kevin	WR	1997-00
McCarty, Mickey	TE	1969
Minnis, Marvin	WR	2001-02
Penn, Chris	WR	1994-96
Penn, Chris	WR	1994-96
Scott, Willie	TE	1972-73
Thomas, Robb	WR	1989-91
Upshaw, Marvin	DE	1970-75
White, Walter	TE	1975-79

Player	Pos.	Year(s) Played
#82		
Alexander, Derrick	WR	1998-01
Barnes, Charley	E	1961
Barnett, Tim	WR	1991-93
Butler, Gary	TE	1973
Hall, Dante	RB/WR	2000-04
Hancock, Anthony	WR	1982-86
Keellar, Bill	WR	1978
Lohamer, Ed	DT	1964-69, '71-72
Miller, Bill	E	1962
Taylor, Kitrick	WR	1988
Walker, Derrick	TE	1994-97
Whitaker, Danta	TE	1990

#83		
Blakely, Robert	WR	1982
Brunson, Larry	WR	1974-77
Frazier, Willie	TE	1971-72
Gammon, Kendall	TE	2000-04
Gauntly, Steve	WR	1979
Harvey, Marvin	TE	1981
Hughes, Danan	WR	1993-98
Johnson, Lonnie	TE	1999
McRae, Jerrold	WR	1978
Paige, Stephone	WR	1983-91
Smith, Michael	WR	1992
Stroud, Morris	TE	1969-74
Trahan, John	WR	1987

#84		
Arbanas, Fred	TE	1962-70
Bergey, Bruce	TE	1971
Briggs, Bob	DE	1974
Coffman, Paul	TE	1986-87
Davis, Willie	WR	1991-95
Dixon, Al	TE	1979-82
Estell, Richard	WR	1987
Holston, Mike	WR	1985
Horn, Joe	WR	1996-99
Little, Dave	TE	1984
Masters, Billy	TE	1975-76
Morris, Sylvester	WR	2000-03
Wade, Charlie	WR	1977
Ward, LaShaun	WR	2003
Wilson, Kris	TE	2004
Worthen, Naz	WR	1989-90

#85		
Bailey, Victor	WR	1995-96
Beckman, Ed	TE	1977-84
Bernet, Ed	E	1960
Boerigter, Marc	WR	2002-04
Hayes, Jonathon	TE	1985-93
Hull, Bill	DE	1962
Hurston, Chuck	DE	1965-70
Jacoby, Mitch	TE	1999
Johnson, Dick	E	1963
Johnson, Reggie	TE	1996
Martin, Eric	WR	1994
Nash, Kenny	WR	1987
Pearson, Barry	WR	1974-76
Perriman, Brett	WR	1997
Pupunu, Alfred	TE	1997
Ricks, Mikhael	WR/TE	2000-01
Roche, Brian	TE	1998
Slaughter, Webster	WR	1995
Young, Michael	WR	1994

#86 - RETIRED		
Brown, Eric	WR	1987
Buchanan, Buck	DT	1963-75
Butler, Gerald	WR	1977
Davis, Dick	DE	1962
Harry, Emile	WR	1986-92

Player	Pos.	Year(s) Played
Miller, Paul	DE	1960-61
Samuels, Tony	TE	1977-80
Smith, J.T.	WR	1978-84

#87		
Arnold, Walt	TE	1984-87
Bartrum, Mike	TE	1993
Branch, Mel	E	1960-65
Brown, Aaron	DE	1966-72
Drayton, Troy	TE	2000
Dyal, Mike	TE	1992-93
Greene, Tracy	TE	1994
Kennison, Eddie	WR	2001-04
Lohmeyer, John	DE	1973, '75-'77
Montagne, Dave	WR	1987
Roberts, Alfredo	TE	1988-90
Rome, Stan	WR	1979-82
Sadowski, Troy	TE	1991
Strada, John	TE	1974
Thomas, Chris	WR	2001
Vanover, Tamarick	WR	1995-99
Wetzel, Ron	TE	1983

#88		
Bailey, Victor	WR	1995-96
Birden, J.J.	WR	1990-94
Burford, Chris	E	1960-67
Carson, Carlos	WR	1980-89
Gonzalez, Tony	TE	1997-04
Slaughter, Webster	WR	1995
Walton, Riley	TE	1987
White, Walter	TE	1975-79

#89		
Bryant, Bob	E	1960
Cash, Keith	TE	1992-96
Dunn, Jason	TE	2000-04
Hodges, Eric	WR	1987
Holoahan, Pete	TE	1991
Jeralds, Luther	DE	1961
Mandley, Pete	WR	1989-90
Marshall, Henry	WR	1976-87
Rison, Andre	WR	1997-99
Taylor, Otis	WR	1965-75

#90		
Anderson, Curtis	DE	1979
Dixon, Ronnie	DT	1998
Hamm, Bob	DE	1985
Martin, Steve	DT	2000
Sims, Ryan	DT	2002-04
Smith, Neil	DE	1988-96
Williams, Tyrone	DE/DT	2001
Wooden, Terry	LB	1997

#91		
Baldinger, Gary	DE	1986-88
Clavelle, Shannon	DT	1997
Kremer, Ken	NT	1979-84
Mumphrey, Lloyd	DE	1987
O'Neal, Leslie	DE	1998-99
Parten, Ty	DT	1997-98
Sands, Terrell	DT	2001
Scanlon, Rich	LB	2004
Truluck, R-Kal	DE	2002-03

#92		
Downing, Eric	DT	2001-03
Harris, Bob	LB	1987
McCabe, Jerry	LB	1988
Mickell, Darren	DE	1992-95
Stephens, Hal	DE	1985
Williams, Dan	DE	1997, '99-01
Yakovonis, Ray	NT	1983

Player	Pos.	Year(s) Played
#93		
Browning, John	DE/DT	1996-04
Dressel, Chris	TE	1989
Hardison, Dee	NT	1988
Holle, Eric	DE	1984-87
Junkin, Mike	LB	1989

#94		
Evans, Mike	DE	1992
Hicks, Kerry	DE/DT	1996-97
Hobgood-Chittick, Nate	DT	2001-02
McAlister, Ken	LB	1984-87
Nottage, Dexter	DE	1997
Siavii, Junior	DT	2004
Spann, Gary	LB	1988
Stedman, Troy	LB	1988
Traylor, Keith	DT	1995-96

#95		
Case, Frank	DE	1981
Clark, Bruce	DE	1989
Fazier, Randy	LB	1987
Manuel, Sean	TE	1998
Paine, Jeff	LB	1984-85
Perry, Michael Dean	DT	1997
Ransom, Derrick	DT	1998-02
Sims, Tom	NT	1991-91, '96

#96		
Beisel, Monty	LB/DE	2001-04
Jones, Fred	LB	1987
Newton, Tim	DT	1993-94
Pearson, Aaron	LB	1986-88
Rucker, Keith	DT	1997
Wilkerson, Jimmy	DE	2003-04
Williams, Tyrone	DE/DT	2000

#97		
Fox, Keyaron	LB	2004
Holloway, Tony	LB	1987
Johnson, Ken	DE	1987
Newton, Tony	LB	2002
Owens, Ritchie	DE	2001-02
Parten, Ty	DT	1997-00
Radecic, Scott	LB	1984-86
Reese, Allen	DT	2003
Saleaumua, Dan	DT	1989-96

#98		
Griffin, Leonard	DE	1986-93
Hicks, Eric	DE	1998-04
Waldrop, Rob	DT	1994

Player	Pos.	Year(s) Played
#99		
Walker, John	DT	1987
Bell, Mike	DE	1979-85, '87-91
Booker, Vaughn	DE	1994-97
Clemons, Duane	DE	2000-02
Holland, Darius	DT	1998
Holliday, Vonnie	DE	2003-04
Ladd, Ernie	DT	1967-68
Young, Wilbur	DE	1971-77

PLAYERS WHO WORE MULTIPLE JERSEYS

64, 74	Acker, Bill	NT/DE	1982, '87
35, 50	Atkins, Larry	LB/S	1999-01
85, 88	Bailey, Victor	WR	1995-96
21, 30	Bayless, Martin	S	1992-93, '95-96
56, 96	Beisel, Monty	DE/LB	2001-04
66, 71	Budde, Brad	G	1980-86
51, 56	Bush, Lew	LB	2000-01
51, 59	Cadrez, Glenn	LB	2001-02
79, 92	Downing, Eric	DT	2001-03
11, 18	Grbac, Elvis	QB	1997-00
20, 82	Hall, Dante	RB/WR	2000-04
27, 29	Hill, Greg	RB	1994-97
14, 81	Jackson, Curtis	WR	2002-03
27, 34	Johnson, Larry	RB	2003-04
9, 11	Jones, Reggie	WR	1997, 2001
73, 75	Jones, Willie	T	2000-02
51, 62	Linger, Adam	C	1983-86, '88
71, 75	McCleary, Norris	DT	2000-01
66, 97	Newton, Tony	LB	2002
91, 97	Parten, Ty	DT	1997-00
21, 45	Saxon, James	RB	1988-91
66, 72	Siglar, Ricky	T	1993-96, '98
85, 88	Slaughter, Webster	WR	1995
1, 46	Smith, Noland	WR	1967-69
55, 56	Stills, Gary	LB/DE	2000-04
24, 25, 32	Terry, Doug	S	1992-95
25, 41	Tongue, Reggie	S	1996-99
40, 27	Walker, Bracy	S	1994, '98-00
70, 74	Wallace, Steve	T	1997
29, 48	Washington, Brian	S	1995-96
81, 88	White, Walter	TE	1975-79
66, 96	Wilkerson, Jimmy	DE	2003-04
22, 44	Williams, Harvey	RB	1991-93
46, 29	Williams, Robert	CB	1998-99
90, 96	Williams, Tyrone	DE/DT	2000-01
21, 31	Woods, Jerome	S	1996-04

JERSEYS WORN BY JUST ONE PLAYER

16	Len Dawson	QB	1962-75
28	Abner Haynes	RB	1960-64

MOST FREQUENTLY ISSUED JERSEY

80	Worn by 20 different players	1960-04
----	------------------------------	---------



**NFL LEADERS
DECEMBER HOME RECORDS, REGULAR SEASON**



	Team	Record	Pct.
1.	Kansas City	18-1	.947
2.	Green Bay	19-2	.905
3.	Denver	16-2	.889
4.	St. Louis	13-4	.765
	Seattle	13-4	.765

Of Note
 Only loss vs. Indianapolis (12/15/96)
 Last loss vs. Jacksonville (12/19/04)
 Last loss vs. Kansas City (12/5/00)
 Includes 12 straight victories
 Last loss vs. Dallas (12/6/04)

ALL-TIME ASSISTANT COACHES



Dave Adolph



Bill Cowher



Tony Dungy



Herman Edwards



Frank Gansz

Coach	Position	Years
Abernethy, Rick	Strength and Conditioning	1979-82
Adolph, Dave	Def. Coordinator/LBs	1992-94
Arians, Bruce	Asst. Head Coach/LBs	1999
Ball, Russ	Running Backs	1989-92
Beake, John	Asst. Strength and Conditioning	1989-96
Beckman, Ed	Adm. Asst. to the Head Coach	1997-98
Bettis, Tom	Offensive Backfield	1968-74
Brazil, Dave	Special Teams	1987-88
Bresnahan, Tom	Defensive Backs	1966-76, '88
Brewster, Darrel "Pete"	Def. Coordinator/DBs	1977
Bunting, John	Defensive Assistant	1984-86
Carson, Bud	Defensive Backs	1987
Catlin, Tom	Linebackers	1988
Clements, Tom	Offensive Line	1981-82
Christiansen, Jack	Offensive Ends	1964-73
Cignetti, Jr., Frank	Defensive Assistant	1993-94
Corey, Walt	Linebackers	1995-96
Costello, Vince	Def. Coordinator/DBs	1983
Cottrell, Ted	Defensive Backs	1960-65
Cowher, Bill	Quarterbacks	2000
Cunningham, Gunther	Offensive Asst.	1977
Dalton, Kay	Offensive Asst./Quality Control	1999
Daniel, Dan	Linebackers	1971-74
Dean, Vernon	Defensive Line	1978-80, 83-85
Dungy, Tony	Defensive Backs	1981-82
Eatman, Irv	Def. Coordinator/LBs	1986
Edwards, Herman	Def. Coordinator	1975-76
Erkenbeck, Jim	Def. Coordinator	1981-82
Fish, Jeff	Linebackers	1981-82
Franklin, Chet	Def. Coordinator/LBs	1989-91
Galbraith, Marty	Def. Coordinator	1995-96, '98, 2004
Gansz, Frank	Def. Coordinator/LBs	1997
Gansz Jr., Frank	Receivers	1978-79
Ghilotti, Bob	Quarterbacks/Receivers	1980-82
Gibbs, Alex	Inside Linebackers	1983
Giunta, Peter	Def. Coordinator/Inside LBs	1984-85
Graber, Doug	Assistant Defensive Backs	2003-04
Hackett, Paul	Defensive Backs	1989-91
Hairston, Carl	Asst. Offensive Line	2001-04
Hatley, Mark	Defensive Backs	1993-94
Helm, J. D.	Offense/Tight Ends	1989-91
Hewgley, C.T.	Tight Ends/Offensive Asst.	1995-98
Hostler, Jim	Asst. Strength and Conditioning	1999-00
Hughes, Ed	Off. Coordinator	1975-76
Humenuik, Rod	Offensive Line	1985
Hurd, Jeff	Special Teams and Tight Ends	1981-82
James, Lionel	Asst. Head Coach/Special Teams	1986
Joiner, Charlie	Special Teams	2001-04
Karmelowicz, Bob	Offensive Ends	1962-63
	Offensive Line	1993-94
	Defensive Backs	2001-04
	Defensive Backs/Def. Quality Control	1983-84
	Defensive Backs	1985-86
	Off. Coordinator/QBs	1993-94
	Off. Coordinator	1995-97
	Defensive Line	1995-96, 2001-04
	Defensive Quality Control/LBs	1987
	Offensive Backs	1982
	Offensive Asst./Quality Control	1983-84
	Offensive Asst.	1985-86
	Offensive Quality Control/TEs	1987
	Tight Ends	1988
	Linemen/Strength and Conditioning	1983-88
	Offensive Asst./Quality Control	2000
	Defensive Backs	1960-62
	Offensive Line/Running Game	1983-84
	Strength and Conditioning	1998-04
	Running Backs	1998
	Wide Receivers	2001-04
	Defensive Line	1997-04

Coach	Position	Years
Lavan, Al	Running Backs	1999-00
Lawrence, Don	Special Teams	1980
	Running Backs	1981-82
	Defensive Line	1987-88
Long, Billy	Asst. Strength and Conditioning	2001-04
Lowe, Woodrow	Defensive Asst./Asst. Special Teams	1995-97
	Linebackers	1998
Mann, Richard	Wide Receivers	1999-00
Matthews, Billie	Running Backs	1987-88
Mauck, Carl	Offensive Line	1986-88
McCarthy, Mike	Offensive Asst./Quality Control	1993-94
	Quarterbacks	1995-98
	Quarterbacks	1983-86
McCulley, Pete	Assistant Coach	1966
Mills, Chuck	Offensive Line	1989-92
Mudd, Howard	Assistant Coach	1966-74
O'Boyle, Tommy	Asst. Special Teams	2004
O'Shea, Chad	Special Teams	1975-77
Ortmayer, Steve	Linebackers	2004
Pagac, Fred	Offensive Backfield	1978-79
Pagna, Tom	Asst. Strength and Conditioning	1997-98
Parker, Roberto	Offensive Backs	1983-86
Peete, Willie	Off. Coordinator	1989-92
Pendry, Joe	Defensive Line	1963-77, '89-94
Pratt, Tom	Asst. Defensive Line	2000
	Offense/Tight Ends	1992
Raye, Jimmy	Running Backs	1993-97
	Off. Coordinator	1998-00
	Strength and Conditioning	1989-97
Redding, Dave	Defensive Backs	1978-80
Roach, Dick	Def. Coordinator	2001-03
Robinson, Greg	Special Teams	1978-79
Ross, Bobby	Offensive Backs	1980-81
	Quarterbacks	1999
Rossley, Tom	Tight Ends	1999-04
Rowen, Keith	Strength and Conditioning	1968-72
Roy, Alvin	Def. Coordinator/LBs.	1978-81
Rust, Rod	Def. Coordinator	1982, '88
	Receivers	1989-91
Saunders, Al	Asst. Head Coach/Receivers	1992-98
	Asst. Head Coach/Off. Coordinator	2001-04
	Offensive Assistant	2004
Saunders, Bob	Running Backs	2001-04
Saxon, James	Offensive Asst./Receivers	1975
Schnelker, Bob	Receivers	1976
	Off. Coordinator	1977
Schottenheimer, Brian	Offensive Asst./Quality Control	1998
Schottenheimer, Kurt	Special Teams	1989-92
	Special Teams/Tight Ends	1993-94
	Defensive Backs	1995-98
	Def. Coordinator	1999-00
	Off. Coordinator	1988
Sefcik, George	Asst. Head Coach/DBs	2000
Shaw, Willie	Quarterbacks	2001-03
Shea, Terry	Offensive Line	1995-96
Shell, Art	Off. Coordinator/QBs	1987
Smith, Homer	Offensive Line	1997-04
Solari, Mike	Offensive Line	1975-80
Spencer, Joe	Special Teams	1995-00
Stock, Mike	Outside Linebackers/Special Teams	1983-85
Vecchiarella, Jim	Offensive Asst./Quality Control	2001-03
Verduzco, Jason	Quarterbacks	2004
Vitt, Joe	Linebackers	2000-03
Waller, Ron	Research and Development	1982
Wallis, Darvin	Defensive Asst./Quality Control	1989-04
Walsh, Bill	Offensive Line	1960-74
White, Mike	Director of Football Administration	2001-04
Williamson, Richard	Receivers	1983-86
Wilson, Eddie	Receivers	1974
Wood, Richard	Receivers	1987-88
Young, John Paul	Defensive Line	1986
	Def. Coordinator/LBs.	1987
Zook, Ron	Defensive Backs	1999



Mark Hatley



Tom Pratt



Bobby Ross



Rod Rust



Ron Zook

ALL-TIME PRACTICE SQUAD ROSTER

1989

Avery, Steve	RB	Northern Michigan
Chandler, Darren	WR	Georgia Southern
Chapman, Ted	DT	Maryland
Harris, Michael	C/G	Grambling
Harvey, Stacy	LB	Arizona State
Knapton, Jeff	DE	Wyoming
Jones, Bill	RB	S.W. Texas State
Mayes, Michael	CB	Louisiana State
McNair, Todd	RB	Temple
Molander, Scooter	QB	Colorado State
Oliver, Robert	WR	Western Michigan
Samuel, Peda	CB	Kansas
VanDruen, Richard	T	Abilene Christian
Ware, Reggie	RB	Auburn
Whitaker, Danta	TE	Mississippi Valley St.



LB Tracy Simien

Jones, Jeff	WR	California
Knapp, Lindsay	T	Notre Dame
Lewis, Lance	RB	Nebraska
McWright, Robert	CB	Texas Christian
Montgomery, Fred	WR	New Mexico State
Ridgley, Troy	DT	Notre Dame
Shufelt, Pete	LB	Texas-El Paso
Turner, Darius	RB	Washington
Watson, Tim	S	Howard

1990

Birden, J.J.	WR	Oregon
Davis, Willie	WR	Central Arkansas
Sims, Tom	DT	Pittsburgh
Simien, Tracy	LB	TCU



WR J.J. Birden

1994

Anderson, Dunstan	DE	Tulsa
Carter, Perry	CB	Southern Mississippi
Daigle, Anthony	RB	Fresno State
DeGraffenreid, Allen	WR	Ohio State
Gay, Matt	WR/S	Kansas
Martin, Emerson	G	Hampton
Reece, John	CB	Nebraska
Woolfork, Ronnie	LB	Colorado
Wright-Fair, Shaumbe'	RB	Washington State

1995

Abrams, Anthony	DT	Clark (Ga.)
Barndt, Tom	C/G	Pittsburgh
Carter, Perry	CB	Southern Mississippi
Davis, Don	LB	Kansas
Florine, Ron	T	Central Missouri State
Lewis, Scotty	DE	Baylor
Parks, Odell	LB	Navarro J.C.
Tagoi, Mu	G	Arizona
Tate, Willy	TE	Oregon
Williams, Robert	TE	Valdosta State

1996

Barnard, David	DT	Florida
Brew, Dorian	CB	Kansas
Coleman, Herb	DE/DT	Trinity International
Davis, Terence	WR	McNeese State
Dritlein, Michael	WR	Washburn
Hicks, Kerry	DE/DT	Colorado

1991

Davis, Willie	WR	Central Arkansas
Hudson, Craig	TE	Wisconsin
Malone, Darrell	CB	Jacksonville State
Miller, Scott	DE	Rutgers
Morris, Robert	DE	Valdosta State
Olive, Bobby	WR	Ohio State
Parker, Anthony	CB	Arizona State
Perez, Mike	QB	San Jose State
Snyder, Brent	QB	Utah State
Weatherspoon, Stephon	LB	Texas Tech

1992

Dohring, Tom	T	Michigan
Earle, John	C/G	Western Illinois
Goetz, Ron	LB	Minnesota
Jackson, Byron	WR	San Jose State
Lewis, Tahaun	CB	Nebraska
Malone, Darrell	CB	Jacksonville State
Marrow, Vince	TE	Toledo
McDaniels, Pellom	DE	Oregon State
Smith, Michael	WR	Kansas State
Stephens, Santo	LB	Temple

1993

Bartrum, Mike	TE	Marshall
DeGraffenreid, Allen	WR	Ohio State
Gay, Matt	WR/S	Kansas
Hughes, Danan	WR	Iowa



WR Danan Hughes

Khayat, Bill	TE	Duke
Morris, Luther	TE	Northwestern
Robinson, Adrian	CB	Baylor
Senters, Michael	CBWR	Northwestern
Smith, Eric	WR	LSU
Stamps, Harry	T/G	Oklahoma
Watkins, Michael	WR	N.E. Louisiana



WR Willie Davis

1997

Byrd, Isaac	WR	Kansas
Capers, Byron	CB	Florida State
Cotton, Kotto	WR	Arkansas
Haynes, Jesse	RB	N.W. Missouri State
Rodgers, Anthony	WR	Cal-State Northridge
Smith, Mark	LB	Arkansas
Swanson, Pete	T	Stanford

1998

Ashman, Duane	DE	Virginia
Fontenot, Chris	TE	McNeese State
Haynes, Jesse	RB	N.W. Missouri State
Jones, Reggie	WR	LSU
Kaiser, Jason	CB	Culver-Stockton
Kubik, Brad	G	S.W. Missouri State
Pollack, Fred	G	Nebraska
Rosenstiel, Bob	TE	Eastern Illinois
Willard, Jerrott	LB	California
Williams, K.D.	LB	Henderson State

1999

Bailey, Troy	DE	Oregon
Garrett, Grant	C	Arkansas
Jackson, Ray	CB	Washington State
Kaiser, Jason	S	Culver-Stockton
King, Eric	G	Richmond
Kirby, Charles	FB	Virginia
McWashington, Shawn	WR	Washington State
Shay, Brian	RB	Emporia State
White, Ted	QB	Howard
Williams, Lemanzer	DE	Minnesota

2000

Blick, John	T	Penn State
Bruce, Arland	WR	Minnesota
Gall, Chris	FB	Indiana
Gholston, Kendrick	DE	Louisville
Hall, Ricky	WR	Virginia Tech
Jones, Willie	T	Grambling
Kitchings, Desmond	WR	Furman
McCleary, Norris	DT	East Carolina
McCullough, Andy	WR	Tennessee
McMullen, Kirk	TE	Pittsburgh
Rawlings, Josh	T	Minnesota
Scarlett, Noel	DT	Langston
Tisdale, Casey	LB	New Mexico



RB Todd McNair

2001

Allotey, Victor	G	Indiana
Baber, Billy	TE	Virginia
Cason, Aveion	RB	Illinois State
Harts, Shaunard	S	Boise State
Hawkins, Ahmad	CB	Virginia
Klemic, Dave	WR	Northeastern
Layne, George	FB	Texas Christian
Moses, J.J.	WR	Iowa State

2002

Bingham, T.J.	DE	Ouachita Baptist
Blakley, Duane	TE	Missouri
Capel, John	WR	Florida
Finley, Clint	S	Nebraska
Julien, Jamar	RB	San Jose State
Landry, Michael	DE	Southern
Newson, Tony	LB	Utah State
Rogers, Kirk	WR	Hardin-Simmons
Truluck, R-Kal	DE	SUNY Cortland
White, Mitch	T	Oregon State

2003

Alford, Darnell	T	Boston College
Finley, Clint	S	Nebraska
Ford, Willie	CB	Syracuse
Hall, Joe	FB	Kansas State
Horn, Chris	WR	Rocky Mountain
Landry, Michael	DE	Southern
Pile, Willie	S	Virginia Tech
Reese, Allen	DT	Kansas State
Ward, LaShaun	WR	California

2004

Booth, John	WR	Mid-America Nazarene
Cheek, Steve	P	Humboldt State
Connot, Scott	S	South Dakota State
Cruz, Ronnie	RB	Northern State
Golliday, Aaron	TE	Nebraska
Horn, Chris	WR	Rocky Mountain
Ingram, Johnathan	C	San Diego State
Johnson, Aaron	C/G	Ball State
McIntyre, Jeris	WR	Auburn
Miller, Matt	G	Louisiana College
Scanlon, Rich	LB	Syracuse
Sharpe, Montique	DT	Wake Forest
Smith, McKenzie	RB	Washington State
Smith, Richard	WR	Arkansas
Stuber, Tim	G	Colorado State

Bold Denotes Players Who Eventually Made the Chiefs All-Time Roster.

Note: Starting in '89, the NFL allowed teams to establish a five-man practice squad the day following the league's final roster cutdown. Practice squads can be expanded up to eight players beginning in 2004.

ALL-TIME DRAFTS

Boldface Indicates an Eventual Regular Starter

2005

1	LB	Derrick Johnson	15	Texas
2		To Miami in 2005 CB Patrick Surtain trade.		
3a		To Philadelphia in 2004 T John Welbourn trade.		
3b	P	Dustin Colquitt	99	Tennessee
4	WR	Craphonso Thorpe	116	Florida State
5a	LB	James Grigsby	138	Illinois State
5b		To Tennessee in 2005 DE Carlos Hall trade.		
5c	CB	Alphonso Hodge	147	Miami (Ohio)
6a	T	Will Svitek	187	Stanford
6b	DE	Khari Long	199	Baylor
7a	QB	James Kilian	229	Tulsa
7b	T	Jeremy Parquet	238	Southern Miss.

Obtained CB Patrick Surtain and a fifth-round pick (Grigsby) in exchange for the Chiefs second-round pick (46th overall) and a fifth-round selection (162nd overall). Sent original third-round pick (77th overall) to Philadelphia in 2004 T John Welbourn trade. Pick 3b (Colquitt) was a compensatory selection for 2004 free agent losses. Sent original fifth-round pick (150th overall) to Tennessee in 2005 DE Carlos Hall trade. Obtained a fifth-round selection (Hodge) in 2004 trade with Detroit. Obtained a fifth-round pick (162nd overall) and a sixth-round pick (Long) from Green Bay in 2004 DE R-Kal Truluck trade. Subsequently sent that fifth-round pick to Miami in 2005 CB Patrick Surtain trade. Obtained a seventh-round pick (Parquet) from Green Bay in 2003 CB Derek Combs trade.

2004

1		To Detroit in first-round trade.		
2a	DT	Junior Seavi	36	Oregon
2b	TE	Kris Wilson	61	Pittsburgh
3	LB	Keyaron Fox	93	Georgia Tech
4a	WR	Samie Parker	105	Oregon
4b	DE	Jared Allen	126	Idaho State
5		To Philadelphia in 2004 T John Welbourn trade.		
6	WR	Jeris McIntyre	195	Auburn
7	T	Kevin Sampson	231	Syracuse

Obtained Detroit's second-round pick (Seavi), fourth-round pick (Parker) and a fifth-round pick in 2005 in exchange for the Chiefs first-round pick (30th overall). Sent fifth-round pick (162nd overall) and a third-round pick in 2005 to Philadelphia in 2004 T John Welbourn trade.

2003

1	RB	Larry Johnson	27	Penn State
2	LB	Kawika Mitchell	47	South Florida
3a		To New Orleans in 2002 T Willie Roaf trade.		
3b	CB	Julian Battle	92	Tennessee
4	T	Brett Williams	113	Florida State
5	G/T	Jordan Black	153	Notre Dame
6	DE	Jimmy Wilkerson	189	Oklahoma
7a	DT	Montique Sharpe	230	Wake Forest
7b	S	Willie Pile	252	Virginia Tech

Obtained Pittsburgh's first-round pick (Johnson), third-round pick (Battle) and sixth-round pick (200th overall - subsequently traded to the N.Y. Jets) in exchange for the Chiefs first-round pick (16th overall). Sent original third-round pick (78th overall) to New Orleans in 2002 T Willie Roaf trade. Sent fifth-round pick (150th overall) and sixth-round pick (200th overall) to the N.Y. Jets in exchange for New York's fifth-round pick (Black) and sixth-round pick (Wilkerson). Sent original sixth-round pick (186th overall) to Dallas in 2002 first-round trade. Pick 7b (Pile) was a compensatory selection for 2002 free agent losses.

2002

1	DT	Ryan Sims	6	North Carolina
2	DT	Eddie Freeman	43	Ala. - Birmingham

3a		To Dallas in first-round trade.		
3b		To St. Louis in compensation for Dick Vermeil.		
4	FB	Omar Easy	107	Penn State
5	LB	Scott Fujita	143	California
6		To St. Louis in 2001 QB Joe Germaine trade.		
7	LB	Maurice Rodriguez	221	Fresno State

Obtained Dallas' first-round pick (Sims) in exchange for the Chiefs first-round pick (8th overall), third-round pick (75th overall) and a sixth-round pick in 2003. Obtained a third-round pick (84th overall) from Washington in compensation for Marty Schottenheimer, subsequently sent to St. Louis in compensation for Dick Vermeil. Sent sixth-round pick (183rd overall) to St. Louis in 2001 QB Joe Germaine trade.

2001

1		To St. Louis in 2001 QB Trent Green trade.		
2		To St. Louis in compensation for Dick Vermeil.		
3a	DT	Eric Downing	75	Syracuse
3b	WR	Marvin Minnis	77	Florida State
4a	DE	Monty Beisel	107	Kansas State
4b	FB	George Layne	108	TCU
5a	TE	Billy Baber	141	Virginia
5b	RB	Derrick Blaylock	150	Stephen F. Austin
6	G	Alex Sulfsted	176	Miami (Ohio)
7a	S	Shaunard Harts	212	Boise State
7b	DT	Terdell Sands	243	UT - Chattanooga

Obtained QB Trent Green and St. Louis' fifth-round pick (Blaylock) in exchange for the Chiefs first-round pick (12th overall). Sent second-round pick (42nd overall) to St. Louis in compensation for head coach Dick Vermeil. Obtained third-round pick (Minnis) from Washington in compensation for Marty Schottenheimer. Obtained a fourth-round pick (Layne) from Jacksonville in 2000 G Brenden Stai trade. Pick 7b (Sands) was a compensatory pick for 2000 free agent losses.

2000

1	WR	Sylvester Morris	21	Jackson State
2	CB	William Barteel	54	Oklahoma
3	S	Greg Wesley	85	Ark. - Pine Bluff
4	RB	Frank Moreau	115	Louisville
5a	RB/KR	Dante Hall	153	Texas A&M
5b	CB	Pat Dennis	162	Louisiana - Monroe
6a	T	Darnell Allford	188	Boston College
6b		To St. Louis in '99 TE Mitch Jacoby trade.		
7	WR/KR	Desmond Kitchings	208	Furman

Pick 5b (Dennis) was a compensatory pick for '99 free agent losses. Obtained Miami's sixth-round pick (Allford) in a '99 draft day trade. Sent original sixth-round pick (189th overall) to St. Louis in '99 TE Mitch Jacoby trade. Obtained New Orleans' seventh-round draft choice (Kitchings) as compensation for defensive backs coach Ron Zook, while New Orleans obtained Kansas City's original seventh-round pick (228th overall).

1999

1	T	John Tait	14	BYU
2	RB	Mike Cloud	53	Boston College
3a	LB	Gary Stills	75	West Virginia
3b	S	Larry Atkins	84	UCLA
4	WR	Larry Parker	108	USC
5		To Chicago in '98 RB Bam Morris trade.		
6		To Tampa Bay in '98 S Melvin Johnson trade.		
7	G	Eric King	290	Richmond

Obtained Miami's second-round pick (Cloud), a third-round pick (Atkins) and a 2000 sixth-round pick for the Chiefs second-round pick (43rd overall).

1998

1	T	Victor Riley	27	Auburn
2		To Oakland in compensation for restricted free agent DT Chester McGlockton.		
3	RB	Rashaan Shehee	88	Washington
4	LB	Greg Favors	120	Mississippi State
5a	CB	Robert Williams	128	North Carolina
5b		To Green Bay in '97 LB Wayne Simmons trade.		
6	DT	Derrick Ransom	181	Cincinnati
7a	CB	Eric Warfield	216	Nebraska
7b	FB	Ernest Blackwell	224	Missouri

Obtained Chicago's fifth-round pick (Williams) in '97 WR Chris Penn trade. Sent original fifth-round pick (150th overall) to Green Bay in '97 LB Wayne Simmons trade. Pick 7b (Blackwell) was a compensatory pick for '97 free agent losses.

1997

1	TE	Tony Gonzalez	13	California
2	WR	Kevin Lockett	47	Kansas State
3		To Houston in first-round trade.		
4	QB	Pat Barnes	110	California
5a		To Miami in '96 K Pete Stoyanovich trade.		
5b	RB	June Henley	163	Kansas
6a		To Houston in first-round trade.		
6b	WR	Isaac Byrd	195	Kansas
7a		To Pittsburgh in '97 DT Brentson Buckner trade.		
7b	T	Nate Parks	214	Stanford

Obtained Houston's first-round pick (Gonzalez) and fourth-round pick (Barnes) in exchange for the Chiefs first-round (18th overall), third-round (81st overall), fourth-round (116th overall) and sixth-round picks (181st overall). Pick 6b (Byrd) was a compensatory pick for '96 free agent losses.

1996

1	S	Jerome Woods	28	Memphis
2	S	Reggie Tongue	58	Oregon State
3a	DT	John Browning	68	West Virginia
3b		To Detroit in '94 S William White trade.		
4	LB	Donnie Edwards	98	UCLA
5	WR	Joe Horn	135	Itawamba J.C.
6a	WR	Dietrich Jells	176	Pittsburgh
6b		To Philadelphia in '95 WR Victor Bailey trade.		
7a	C	Ben Lynch	211	California
7b	C	Jelf Smith	241	Tennessee
7c	DB/KR	Darrell Williams	245	Tennessee St.

Obtained New England's third-round pick (Browning) in exchange for the Chiefs '95 fourth-round pick. Obtained Miami's fourth-round pick (Edwards) and a '97 seventh-round pick for the Chiefs two '96 fourth-round picks (113th overall) and (125th overall). Obtained Arizona's fifth-round pick (Horn) for the Chiefs two '96 fifth-round picks (161st overall) and (162nd overall). Originally obtained Green Bay's fifth-round pick (161st overall) in '95 G/T Lindsay Knapp trade. Obtained Carolina's sixth-round pick (Jells) in exchange for the Chiefs '95 sixth-round pick. Obtained Pittsburgh's seventh-round pick (Lynch) in '95 TE Tracy Greene trade. Pick 7c (Williams) was a compensatory pick for '95 free agent losses.

1995

1	T	Trezelle Jenkins	31	Michigan
2		To Philadelphia in '95 WR Victor Bailey trade.		
3a	WR	Tamarick Vanover	81	Florida State
3b	LB	Troy Dumas	87	Nebraska
4a		To San Francisco in '94 QB Steve Bono trade.		
4b	QB	Steve Stenstrom	134	Stanford
5a	DT	Mike Peltan	155	Auburn
5b	LB	Jerrott Willard	163	California
6a	DT	Bryan Proby	202	Arizona State
6b	DT/G	Tom Barndt	207	Pittsburgh
7		To Tampa Bay in '93 CB Darren Anderson trade.		

Obtained Jacksonville's first-round pick (Jenkins), third-round pick (Dumas), fourth-round pick (Stenstrom) and a '96 fourth-

round pick for the Chiefs original first-round pick (19th overall). The fourth-round pick obtained from Philadelphia in second-round Victor Bailey trade was subsequently sent to New England for its highest third-round selection in '96. The sixth-round pick obtained from Jacksonville in first-round trade was subsequently sent to Carolina for its highest sixth-round pick in '96.



TE Tony Gonzalez



G Will Shields

1994

1	RB	Greg Hill	25	Texas A&M
2	RB	Donnell Bennett	58	Miami (Fla.)
3a	WR	Lake Dawson	92	Notre Dame
3b	WR	Chris Penn	96	Tulsa
4	S	Bracy Walker	127	North Carolina
5a	CB	James Burton	151	Fresno State
5b	DT	Rob Waldrop	156	Arizona
6	RB	Anthony Daigle	185	Fresno State
7a	QB	Steve Matthews	199	Memphis State
7b	TE	Tracy Greene	219	Grambling

Obtained San Francisco's third-round pick (Penn) in '93 QB Joe Montana trade. Obtained Minnesota's fifth-round pick (Burton) in '93 RB Barry Word trade. Obtained L.A. Rams seventh-round pick (Matthews) in '93 LB Chris Martin trade.

1993

1		To San Francisco in '93 QB Joe Montana trade.		
2		Used in '92 supplemental draft to select DE Darren Mickell from Florida.		
3	G	Will Shields	74	Nebraska
4	LB	Jaime Fields	103	Washington
5	G/T	Lindsay Knapp	130	Notre Dame
6	RB	Darius Turner	159	Washington
7	WR	Danan Hughes	186	Iowa
8		To Phoenix in '93 CB Jay Taylor trade.		

Obtained QB Joe Montana, S David Whitmore and San Francisco's '94 third-round pick in exchange for the Chiefs first-round pick (18th overall).

1992

1	CB	Dale Carter	20	Tennessee
2	QB	Matt Blundin	40	Virginia
3		To Dallas in second-round trade.		
4	DT	Mike Evans	101	Michigan
5		To Tampa Bay in '91 LB Ervin Randle trade.		
6	WR	Tony Smith	159	Notre Dame
7	LB	Erick Anderson	186	Michigan
8	G/C	Jim Jennings	213	San Diego State
9	C	Jay Leeuwenburg	244	Colorado
10	G	Jerry Ostroski	271	Tulsa
11	DE	Doug Rigby	298	Wyoming
12	DB	Corey Williams	325	Oklahoma State

Obtained Dallas's second-round pick (Blundin) in exchange for the Chiefs second-round (47th overall) and third-round picks (74th overall).

1991

1	RB	Harvey Williams	21	Louisiana State
2	T	Joe Valerio	50	Pennsylvania
3	WR	Tim Barnett	77	Jackson State

4		To Dallas in '89 QB Steve Pelluer trade.
5	S	Charles Mincy 133 Washington
6	CB	Darrell Malone 162 Jacksonville State
7	CB	Bernard Ellison 189 Nevada
8	T	Tom Dohring 218 Michigan
9	P/K	Robbie Keen 244 California
10	DB	Eric Ramsey 273 Auburn
11	WR	Bobby Olive 300 Ohio State
12	G/T	Ron Shipley 329 New Mexico

1990

1	LB	Percy Snow 13 Michigan State
2	C	Tim Grunhard 40 Notre Dame
3		To Dallas in '89 QB Steve Pelluer trade.
4	WR	Fred Jones 96 Grambling
5a	T	Derrick Graham 124 Appalachian State
5b	DT	Ken Hackmack 127 Texas
6	DT	Tom Sims 152 Pittsburgh
7	G	Dave Szott 180 Penn State
8		To Buffalo in '88 DE Art Still trade.
9	RB	Michael Owens 235 Syracuse
10	LB	Craig Hudson 263 Wisconsin
11	RB	Ernest Thompson 291 Georgia Southern
12	WR	Tony Jeffery 318 San Jose State

Obtained Buffalo's fifth-round pick (Hackmack) in '88 DE Art Still trade.

1989

1	LB	Derrick Thomas 4 Alabama
2	QB	Mike Elkins 32 Wake Forest
3	WR	Naz Worthen 60 North Carolina St.
4	CB	Stan Petry 88 TCU
5		To Cleveland in '89 LB Mike Junkin trade.
6	WR	Robb Thomas 143 Oregon State
7	LB	Ron Sancho 171 Louisiana State
8a	RB	Bryan Tobey 199 Grambling
8b	RB	Todd McNair 220 Temple
9	S	Jack Phillips 227 Alcorn State
10	LB	Rob McGovern 255 Holy Cross
11	CB	Marcus Turner 283 UCLA
12	RB	Bill Jones 311 SW Texas State

Obtained Buffalo's eighth-round pick (McNair) in '88 DE Art Still trade.



LB Derrick Thomas



DE Neil Smith

1988

1	DE	Neil Smith 2 Nebraska
2		To Detroit in first-round trade.
3	DB	Kevin Porter 59 Auburn
4a		To Tampa Bay in '88 QB Steve DeBerg trade.
4b	WR	J.R. Ambrose 96 Mississippi
5		To New Orleans in '87 LB Jack Del Rio trade.
6	RB	James Saxon 140 San Jose State
7	LB	Troy Stedman 171 Washington
8	TE	Alfredo Roberts 197 Miami (Fla.)
9	WR	Azizuddin Abdur-Ra'ooof 224 Maryland
10	RB	Kenny Gamble 251 Colgate
11	QB	Danny McManus 279 Florida State
12		To Buffalo in '87 CB Charles Romes trade.

Obtained Detroit's first-round pick (Smith) in exchange for the Chiefs first-round pick (3rd overall) and second-round pick (29th overall). Obtained QB Steve DeBerg from Tampa Bay in exchange for S Mark Robinson and the Chiefs fourth-round pick (86th overall). Obtained Pittsburgh's fourth-round selection (Ambrose) in '88 QB Todd Blackledge trade.

1987

1	RB	Paul Palmer 19 Temple
2	RB	Christian Okoye 35 Azusa Pacific
3	LB	Todd Howard 73 Texas A&M
4		To Houston in second-round trade.
5a	WR/KR	Kitrick Taylor 128 Washington State
6		To Houston in '86 RB Larry Morarity trade.
7	QB	Doug Hudson 186 Nicholls State
8a		To Miami in fifth-round trade.
8b	RB/KR	Michael Clemons 219 William & Mary
9	DE	Randy Watts 245 Catawba
10	RB	James Evans 272 Southern
11	WR/KR	Craig Richardson 299 Eastern Wash.
12	LB	Bruce Holmes 326 Minnesota

Obtained Houston's second-round pick (Okoye) in exchange for the Chiefs second-round (46th overall) and fourth-round (105th overall) picks. Obtained Miami's fifth-round pick (Taylor) in exchange for the Chiefs fifth-round (132nd overall) and eighth-round (212nd overall) picks. Obtained New England's eighth-round pick (Clemons) in '86 TE Willie Scott trade.

1986

1	T	Brian Jozwiak 8 West Virginia
2	LB	Dino Hackett 36 Appalachian State
3	DE	Leonard Griffin 64 Grambling
4a	C	Tom Baugh 89 Southern Illinois
4b	WR	Chas Fox 92 Furman
5		To San Diego in '83 C Bob Rush trade.
6a	RB	Kent Hagood 143 South Carolina
6b		To Washington in '86 C Rick Donnalley trade.
7		To Cleveland in '86 RB Boyce Green trade.
8a	P	Lewis Colbert 198 Auburn
8b		To Buffalo in eighth-round transaction.
9	NT/DE	Gary Baldinger 232 Wake Forest
10	NT	Isaac Readon 260 Hampton Institute
11	LB	Aaron Pearson 288 Mississippi State
12		To Buffalo in eighth-round transaction.

Obtained Houston's fourth-round pick (Baugh). Obtained Washington's sixth-round pick (Hagood). Obtained Buffalo's eighth-round pick (Colbert) in exchange for eighth-round (202nd overall) and 12th-round picks (313th overall).

1985

1	RB	Ethan Horton 15 North Carolina
2	TE	Jonathan Hayes 42 Iowa
3		To San Diego in '83 C Bob Rush trade.
4	G	Bob Olderman 99 Virginia
5a	RB	Bruce King 126 Purdue
5b		To Houston in '85 DE Bob Hamm trade.
6a	CB	John Bostic 149 Bethune-Cookman
6b		To Houston in '85 DE Bob Hamm trade.
7a		To Dallas.
7b	DE	Vincent Thomson 180 Missouri Western
7c	G	Dave Heffernan 183 Miami (Fla.)
7d		To Washington for sixth-round choice in '86.
8	WR	Ira Hillary 210 USC
9	S	Mike Armentrout 237 SW Missouri St.
10	RB	Jeff Smith 267 Nebraska
11	C	Chris Jackson 294 Southern Methodist
12	C	Harper LeBel 321 Colorado State

Obtained L.A. Rams fifth-round pick (subsequently traded to Houston) in '83 QB Steve Fuller trade. Obtained Philadelphia's sixth-round pick (Bostic) in '83 TE Al Dixon

trade. Obtained N.Y. Jets seventh-round pick (subsequently traded to Dallas) in '85 LB Charles Jackson trade. Obtained San Diego's seventh-round pick (Thomson) in '84 RB Jewell Thomas trade. Obtained St. Louis' seventh-round pick (subsequently traded to Washington) in '84 LB Thomas Barber trade.

1984 USFL SUPPLEMENTAL

1	T	Mark Adickes (L.A. Express)	5	Baylor
2	CB	Lupe Sanchez (Arizona Wranglers)	34	UCLA
3	CB	Garcia Lane (Philadelphia Stars)	61	Ohio State

1984

1a	NT	Bill Maas	5	Pittsburgh
1b	T	John Alt	21	Iowa
2	LB	Scott Radevic	34	Penn State
3	RB	Herman Heard	61	So. Colorado
4	S	Mark Robinson	90	Penn State
5a	DE	Eric Holle	117	Texas
5b	LB	Jeff Paine	134	Texas A&M
6	WR	Rufus Stevens	146	Grambling
7	CB	Kevin Ross	173	Temple
8	S	Randy Clark	202	Florida
9a	G/T	Scott Auer	229	Michigan State
9b	TE	Dave Hestera	240	Colorado
10	LB	Al Wenglikowski	258	Pittsburgh
11	RB	Bobby Johnson	285	San Jose State
12	LB	Mark Lang	314	Texas

Obtained the L.A. Rams first-round (Alt) and fifth-round picks (Paine) in '84 CB Gary Green trade. Obtained Green Bay's ninth-round pick (Hestera) in '83 T Charlie Getty trade.

1983

1	QB	Todd Blackledge	7	Penn State
2	T	David Lutz	34	Georgia Tech
3	CB	Albert Lewis	61	Grambling
4	TE	Ron Wetzel	92	Arizona State
5	P	Jim Arnold	119	Vanderbilt
6	T	Ellis Gardner	146	Georgia Tech
7a	RB	Ken Thomas	173	San Jose State
7b	RB	Daryl Posey	179	Mississippi Coll.
8	T	Irv Eatman	204	UCLA
9	C	Adam Lingner	231	Illinois
10	NT	Mark Shumate	258	Wisconsin
11	DE	Dwayne Jackson	285	South Carolina St.
12	OT	Kenny Jones	316	Tennessee

Obtained CB Lucious Smith, RB Jewell Thomas and L.A. Rams fifth-round pick in '85 in exchange for QB Steve Fuller and CB Eric Harris. Obtained New Orleans' seventh-round pick (Posey) in '82 LB Whitney Paul trade.

1982

1	WR	Anthony Hancock	11	Tennessee
2	LB	Calvin Daniels	47	North Carolina
3		To St. Louis in first-round trade.		
4a	LB	Louis Haynes	101	North Texas State
4b	LB	Stuart Anderson	105	Virginia
5	RB	Del Thompson	131	Texas - El Paso
6	S	Durwood Roquemore	158	Texas A&I
7	NT	Greg Smith	185	Kansas
8	WR	Case deBruijn	215	Miami (Fla.)
9	T	Lyndie Byford	242	Oklahoma
10	WR	Larry Brodsky	269	Miami (Fla.)
11	CB	Bob Carter	299	Arizona
12	S	Mike Miller	326	SW Texas State

Obtained St. Louis' first-round pick (Hancock) in exchange for the Chiefs first-round (16th overall) and third-round picks (73rd overall). Obtained Denver's fourth-round pick (Anderson) in '81 RB Tony Reed trade.

1981

1	TE	Willie Scott	14	South Carolina
2	RB	Joe Delaney	41	NW Louisiana
3a	TE	Marvin Harvey	71	So. Mississippi
3b	T	Roger Taylor	76	Oklahoma State
3c	DB	Lloyd Burruss	79	Maryland
4	WR	Ron Washington	98	Arizona State
5	T/C	Todd Thomas	125	North Dakota
6	NT	Dock Luckie	155	Florida
7	RB	Billy Jackson	182	Alabama
8	WR	David Dorn	209	Rutgers
9	DB	Tony Vereen	239	SE Louisiana
10	G	Les Studdard	266	Texas
11	DE	Frank Case	293	Penn State
12	QB	Bob Gagliano	323	Utah State

Obtained Denver's third-round pick (Taylor) in '81 RB Tony Reed trade. Obtained L.A. Rams third-round pick (Burruss) in '80 TE Walter White trade.



RB Joe Delaney and C Jack Rudnay

1980

1	G	Brad Budde	11	USC
2		To Houston in '79 QB Steve Fuller trade.		
3	RB	James Hadnot	65	Texas Tech
4	LB	Dave Klug	95	Concordia
5a	WR	Carlos Carson	116	Louisiana State
5b	DE	Dan Pensick	117	Nebraska
5c		To Detroit in '80 C Larry Teary trade.		
6a	WR	Bubba Garcia	149	Texas-El Paso
6b	RB	Larry Heater	167	Arizona
7		To L.A. Rams in '80 TE Walter White trade.		
8	LB	Sam Stepney	206	Boston University
9a		To Detroit in '80 C Larry Teary trade.		
9b	WR	Tom Donovan	233	Penn State
10	T	Rob Martinovich	263	Notre Dame
11	NT	Dale Markham	290	North Dakota
12	LB	Mike Brewington	317	East Carolina

Obtained Baltimore's fifth-round pick (Carson) in exchange for RB Mark Bailey. Obtained St. Louis' fifth-round pick (Pensick). Obtained L.A. Rams sixth-round pick (Heater) and a third-round pick in '81 in exchange for TE Walter White and a seventh-round pick (176th overall).

1979

1a	DE	Mike Bell	2	Colorado State
1b	QB	Steve Fuller	23	Clemson
2		To Houston in first-round trade.		
3		To L.A. Rams in '79 NT Stan Johnson trade.		
4	LB	Frank Manumaleuga	85	San Jose State
5	RB	Earl Grant	114	Missouri
6	WR	Robert Gaines	143	Washington
7	DE	Ken Kremer	170	Ball State
8a	RB	Mike Williams	199	New Mexico
8b	G	Robert Brewer	222	Temple
9a	TE	James Folston	226	Clemson
9b	T	Joe Robinson	233	Ohio State
10a	LB	Michael DuPree	255	Florida
10b	S	Gerald Jackson	264	Mississippi State
10c	WR	Larry Willis	272	Alcorn State

11 WR Stan Rome 282 Clemson
 12 RB Michael Forrest 311 Arkansas
 Obtained Houston's first-round pick (Fuller) in exchange for the Chiefs second-round (31st overall) and an '80 second-round picks. Obtained St. Louis' eighth-round pick (Brewer) in '79 LB Jimbo Elrod trade. Obtained New Orleans' ninth-round pick (Robinson) in '78 DT Keith Simmons trade. Obtained Washington's 10th-round pick (Jackson).

1978

1 DE Art Still 2 Kentucky
 2 DT/DE Sylvester Hicks 29 Tennessee
 3 LB Gary Spani 58 Kansas State
 4a LB Danny Johnson 85 Tennessee State
 4b QB Pete Woods 106 Missouri
 5a WR Jerrold McRae 114 Tennessee State
 5b DT Dwight Carey 120 Texas - Arlington
 5c WR/KR Robert Woods 136 Grambling
 6 To Chicago in fourth-round trade.
 7a DB Ricky Odom 170 USC
 7b WR Bill Kellar 186 Stanford
 8 RB John Henry White 197 Louisiana Tech
 9 T Larry Brown 226 Miami (Fla.)
 10 DE/DT Earl Bryant 253 Jackson State
 11 S Ray Milo 282 New Mexico State
 12 C Willie Brock 309 Colorado

Obtained Chicago's fourth-round pick (P. Woods) in exchange for the Chiefs fifth-round (131st overall) and sixth-round picks (139th overall). Obtained Philadelphia's fifth-round pick (Carey) in '77 DT Cliff Frazier trade. Obtained Baltimore's fifth-round pick (R. Woods) in '78 LB Willie Lanier trade. Obtained Washington's seventh-round pick (Kellar).

1977

1 CB Gary Green 10 Baylor
 2 RB Tony Reed 37 Colorado
 3 LB Thomas Howard 67 Texas Tech
 4a RB Mark Bailey 92 Cal St. Long Beach
 4b TE Tony Samuels 94 Bethune-Cookman
 4c G Darlus Helton 95 N. Carolina Central
 4d DB Eric Harris 104 Memphis St.
 5 To Pittsburgh in '76 RB Tommy Reamon trade.
 6a DE Rick Burleson 150 Texas
 6b RB Andre Herrera 167 Southern Illinois
 7 S Chris Golub 177 Kansas
 8a LB Ron Olsonoski 204 Saint Thomas
 8b WR Waddell Smith 215 Kansas
 9a DE Derrick Glanton 226 Bishop
 9b T Dave Green 235 New Mexico
 10 QB Mark Vitali 261 Purdue
 11 WR Maurice Mitchell 288 Northern Michigan
 12 LB Raymond Burks 318 UCLA

Obtained Philadelphia's fourth-round pick (Bailey) and a '78 fifth-round pick in '77 DT Cliff Frazier trade. Obtained Houston's fourth-round pick (Helton) in '75 WR Elmo Wright trade. Obtained Washington's fourth-round pick (Harris) in '74 T Jim Tyrer trade. Obtained Chicago's sixth-round pick (Herrera) in '77 RB Tommy Reamon trade. Obtained Washington's eighth-round pick (Smith) in '76 DE John Matuszak trade. Obtained Buffalo's ninth-round pick (Glanton) in '75 DB Doug Jones trade.

1976

1 G Rod Walters 14 Iowa
 2 DT Cliff Frazier 41 UCLA
 3a DT Keith Simons 63 Minnesota
 3b To Green Bay in '75 RB MacArthur Lane trade.
 3c S Gary Barbaro 74 Nicholls State
 3d WR Henry Marshall 79 Missouri
 4 To Cincinnati in '75 LB Ken Avery trade.
 5a DT Willie Lee 137 Bethune-Cookman

5b LB Jimbo Elrod 144 Oklahoma
 6a CB Steve Taylor 167 Kansas
 6b LB Bob Gregolonas 168 Northern Illinois
 6c T Calvin Harper 174 Illinois State
 7 RB Rod Wellington 198 Iowa
 8 C Orrin Olsen 225 BYU
 9 CB Tim Collier 252 East Texas State
 10 DE Whitney Paul 282 Colorado
 11 TE Bob Squires 309 Hastings
 12 WR Harold Porter 336 SW Louisiana
 13 QB Joe Bruner 366 NE Louisiana
 14 T Rick Thurman 393 Texas
 15 LB Dave Rozumek 420 New Hampshire
 16 DB/P Dennis Anderson 450 Arizona
 17 RB Pat McNeil 477 Baylor
 Obtained San Francisco's third-round pick (Simons) and G Randy Beiser in '75 CB Nate Allen trade. Obtained Green Bay's third-round pick (Barbaro) in '74 QB Dean Carlson trade. Obtained Houston's third-round pick (Marshall) in '75 DE John Matuszak trade. Obtained Houston's fifth-round pick (Elrod), sixth-round pick (Taylor) and a '77 fourth-round pick in '75 WR Elmo Wright trade. Obtained Washington's sixth-round pick (Harper) in '74 T Jim Tyrer trade.

1975

1 To Houston in '74 DE John Matuszak trade.
 2 TE Elmore Stephens 34 Kentucky
 3 DT Cornelius Walker 59 Rice
 4 To Denver in '74 LB Tom Graham trade.
 5 To Los Angeles in '74 T Jim Nicholson trade.
 6a RB Morris LaGrand 137 Tampa
 6b DE Dave Wasick 139 San José State
 7 To Houston in '74 RB Bill Thomas trade.
 8a To Pittsburgh in '74 WR Barry Pearson trade.
 8b T Wayne Hoffman 189 Oklahoma
 9 To Cleveland in '74 DE Bob Briggs trade.
 10 To Denver in '74 T Tom Drougas trade.
 11 G Dale Hegland 268 Minnesota
 12 RB James Rackley 293 Florida A&M
 13 LB John Snider 318 Stanford
 14 G Gene Moshler 346 Vanderbilt
 15 To Pittsburgh in '74 DT Tom Keating trade.
 16 DE Mark Petersen 396 Illinois
 17 S Mike Bulino 424 Pittsburgh
 Obtained DE John Matuszak in exchange for DT Curley Culp and the Chiefs first-round pick (sixth overall). Obtained San Francisco's sixth-round pick (Wasick) in '74 WR Robert West trade. Obtained Washington's eighth-round (Hoffman), '76 sixth-round and '77 fourth-round picks in '74 T Jim Tyrer trade. Obtained T Tom Drougas and LB Tom Graham in exchange for the Chiefs 10th-round pick (240th overall).

1974

1 RB Woody Green 16 Arizona State
 2 T Charlie Getty 41 Penn State
 3 QB Dave Jaynes 66 Kansas
 4 T Matt Herkenhoff 94 Minnesota
 5 To N.Y. Giants in '73 G/T Wayne Walton trade.
 6a RB Jay Washington 131 Clemson
 6b To Washington.
 7 DE LeRoy Hegge 172 S. Dakota (Springfield)
 8 To N.Y. Jets in '73 DE Gerry Phibbin trade.
 9 RB J.J. Jennings 222 Rutgers
 10 G Tom Condon 250 Boston College
 11 RB Bob Thornbladh 275 Michigan
 12 WR Carl Brown 300 West Texas State
 13 LB Norm Romagnoli 328 Kentucky State
 14 G Frank Pomarico 353 Notre Dame
 15 LB Lam Burnham 378 U.S. International
 16 G Barry Beers 406 William & Mary
 17 KR Dave Langner 431 Auburn
 Obtained New Orleans' sixth-round pick (Washington).

1973

1	To Chicago in '72 DT George Seals trade.
2a TE	Gary Butler 27 Rice
2b	To Los Angeles in '73 RB Willie Ellison trade.
3a	To Baltimore in '73 WR Eldridge Dickey trade.
3b T/G	Paul Krause 72 Central Michigan
4a DE	John Lohmeyer 89 Emporia State
4b	To Los Angeles in '73 QB Pete Beathard trade.
5 DE	Fred Grambau 120 Michigan
6 DB	Doug Jones 145 San Fernando Valley St.
7 C	Donn Smith 173 Purdue
8 LB	Al Palewicz 197 Miami (Fla.)
9 G	Bill Story 223 Southern Illinois
10 CB	Willie Osley 251 Illinois
11	Choice nullified.
12 DT	Tom Ramsey 301 Northern Arizona
13 CB	Paul Mettallo 329 Massachusetts
14 WR	Albert White 354 Fort Valley State
15	To Buffalo for previous considerations.
16 LB	Wilbur Grooms 407 Tampa
17 DE/TE	Clayton Korver 431 SMU

Obtained Houston's second-round pick (Butler). Obtained RB Willie Ellison and CB Bob Stein in exchange for the Chiefs second-round pick. Obtained Cleveland's third-round pick (Krause) in '72 WR Frank Pitts trade. Obtained Minnesota's fourth-round pick (Lohmeyer) in '73 K Mike Eisheid trade.

1972

1 RB	Jeff Kinney 23 Nebraska
2	To New England for previous considerations.
3	To Houston in '71 TE Willie Frazier trade.
4a WR	Andy Hamilton 97 Louisiana State
4b	To New Orleans in consideration of Charles Williams.
5 DE/LB	Milton Davis 127 Texas - Arlington
6 DE	John Kahler 153 Long Beach State
7 QB	Dean Carlson 179 Iowa State
8 G	Scott Mahoney 205 Colorado
9 DT	Dave Taylor 231 Weber State
10 T	Richard Ruppert 257 Hawaii
11 T	Elbert Walker 283 Wisconsin
12 DT	Mike Williams 309 Oregon
13 DB	Tyler Hellams 335 South Carolina
14 LB	Dave Chaney 360 San Jose State
15 DB	Larry Marshall 387 Md-Eastern Shore
16 DE	Bob Johnson 413 Hanover
17 LB	Ted Washington 439 Miss. Valley St.

Obtained Cleveland's fourth-round pick (Hamilton) and a '73 third-round pick in '72 WR Frank Pitts trade.

1971

1 WR	Elmo Wright 16 Houston
2a DT	Wilbur Young 39 William Penn
2b DE	Scott Lewis 42 Grambling
3	To Cleveland in '70 DE Marvin Upshaw trade.
4 TE	David Robinson 94 Jacksonville State
5 RB	Mike Adamle 120 Northwestern
6 CB	Kerry Reardon 146 Iowa
7	To New Orleans in '71 RB Jim Otis trade.
8a S	Mike Sensibaugh 191 Ohio State
8b S	Rick Telander 198 Northwestern
9 T	Alvin Hawes 224 Minnesota
10 WR	Bruce Jankowski 250 Ohio State
11 CB	Nate Allen 276 Texas Southern
12 RB	Tony Esposito 302 Pittsburgh
13 QB	Chuck Hixson 328 SMU
14 DE	Bruce Bergery 354 UCLA
15 CB/S	Mike Montgomery 380 SW Texas State
16 G	Darrell Jansonius 406 Iowa State
17 DB	+Travis Hill 431 Prairie View A&M

Obtained San Diego's second-round pick (Young) in '70 RB Mike Garrett trade. Obtained Denver's eighth-round pick (Sensibaugh).

1970

1 T	Sid Smith 26 USC
2 LB	Clyde Werner 52 Washington
3a DE	Billy Bob Barnett 61 Texas A&M
3b CB	David Hadley 78 Alcorn A&M
4	To Cincinnati in '69 RB Warren McVea trade.
5 C	Mike Oriard 130 Notre Dame
6 DT/DE	Robert Hews 156 Princeton
7 WR	Clyde Glosson 182 Texas - El Paso
8a CB	Fred Barry 193 Boston University
8b	To Denver in '69 T Walt Barnes trade.
9 T	Charley Evans 234 Texas Tech
10 G	Bob Stankovich 259 Arkansas
11 RB	Bill O'Neal 285 Grambling
12 G	Rodney Fedorchak 312 Pittsburgh
13 DE	Troy Patridge 338 Texas-Arlington
14 RB	Glen Dumont 364 Amer. International
15 DB	Bob Liggert 389 Nebraska
16 LB	Randy Ross 413 Kansas State
17 S	Raylord Jenkins 442 Alcorn A&M

Obtained San Francisco's third-round pick (Barnett) in '69 KR Nolan Smith trade. Obtained Denver's eighth-round pick (Barry) in '69 T Walt Barnes trade.



RB Ed Podolak and G Ed Budde

1969

1 CB	Jim Marsalis 23 Tennessee State
2 RB	Ed Podolak 48 Iowa
3 TE	Morris Stroud 76 Clark (Ga.)
4a	To Denver in '68 DT Curley Culp trade.
4b C	Jack Rudnay 101 Northwestern
5 LB	Bob Stein 126 Minnesota
6 RB	John Pleasant 155 Alabama State
7 WR	Tom Nettles 179 San Diego State
8a T	Clanton King 204 Purdue
8b DB	Maurice LeBlanc 206 Louisiana State
9 G	Dan Klepper 231 Nebraska - Omaha
10 DT	John Sponheimer 257 Cornell
11 DE	Skip Wupper 282 C.W. Post
12 LB	John Lavin 309 Notre Dame
13 G	Rick Piland 335 Virginia Tech
14 CB	Al Bream 360 Iowa
15 T	Leland Winston 388 Rice
16 CB	Uriel Johnson 413 Prairie View
17 CB	Ralph Jenkins 438 Tuskegee

Obtained Boston's fourth-round pick (subsequently traded to Denver). Obtained Oakland's eighth-round pick (LeBlanc).

1968

1a G	Maurice (Mo) Mooman 19 Texas A&M
1b G	George Daney 22 Texas-El Paso
2 QB	Mike Livingston 48 SMU
3	To Denver in '68 RB Wendell Hayes trade.
4a TE	Mickey McCarty 90 TCU
4b	To Denver in '68 RB Wendell Hayes trade.
5	To Buffalo in '68 G Remi Prudhomme trade.
6	To Cincinnati in '68 NFL Expansion Draft.
7 DB	Sam Grezaffi 184 Louisiana State

8	C	Lindon Endsley	213	North Texas State
9	LB	Wayne (Mac) McClure	239	Mississippi
10	WR	Jack Gehrke	265	Utah
11	DE	Tom Nosewicz	294	Tulane
12	DB	Bobby Johns	320	Alabama
13	WR	Jim Kavanagh	346	Boston College
14	RB	Robert Holmes	375	Southern
15	C	Bill Chambliss	401	Miami (Fla.)
16	T	Pat Talburt	427	SW Missouri State
17	RB	Wesley Williams	456	Texas Southern

Obtained Houston's first-round pick (Danev). QB Jacky Lee and DT Ernie Ladd in exchange for QB Pete Beathard. Obtained RB Wendell Hayes and DB Goldie Sellers in exchange for the Chiefs third and fourth-round picks. Obtained Buffalo's fourth-round pick (McCarty).

1967

1	DT	Gene Trosch	24	Miami
2a	LB	Jim Lynch	47	Notre Dame
2b	LB	Willie Lanier	50	Morgan State
3	TE	Billy Masters	77	Louisiana State
4	G	Ron Zwernemann	104	East Texas State
5		To Buffalo for previous considerations.		
6	KR	Noland Smith	156	Tennessee State
7	C	Richard Erickson	183	Wisconsin - Stout
8	T	Thomas Allmeier	209	Luther
9	DT	Ed Pope	235	Jackson State
10		To Houston in '66 C Wayne Frazier trade.		
11	G	William Braswell	286	Auburn
12a	G	Richard Kolowski	303	Lake Forest
12b	WR	Kent Lashley	313	Oklahoma
13	RB	Linwood Simmons	339	Edward Waters
14	DT	John Bishop	365	Delta State
15	FB	Denny Capponi	391	Xavier
16	HB	Charlie Noggle	417	North Carolina St.
17	WR	David Lattin	443	Texas Western

Obtained Boston's second-round pick (Lynch). Obtained San Diego's 12th-round pick (Kolowski).

1966

1	DE	Aaron Brown		Minnesota
2	T	Francis Peay		Missouri
3	T	Walt Barnes		Nebraska
4	HB	Elijah Gipson		Bethune - Cookman
5	G	Doug Van Horn		Ohio State
6	C	John Osmond		Tulsa
7	K	Charles Gogolak		Princeton
8	DB	Fletcher Smith		Tennessee State
9	E/DB	Dick Smith		Northwestern
10	DB	Fred Dawson		South Carolina St.
11	DB	Willie Ray Smith		Kansas
12	DB	Bill Bonds		McMurry
13	E/K	Wayne Walker		NW Louisiana
14	FB	Charles Harraway		San Jose State
15	G	Bruce Van Dyke		Missouri
16	FB	Tom Barington		Ohio State
17	FB	Walt Garrison		Oklahoma State
18	DB	Hai Seymour		Florida
19	E	Bob Dunlevy		West Virginia
20	RB	Mike Garrett		USC

1966 REDSHIRTS

1	E/DB	George Youngblood		Cal St. Los Angeles
2	T	Robert Pickens		Nebraska
3	K	Jan Stenerud		Montana State
4	HB	Dan Berry		California
5	LB	Lynn Senkbell		Nebraska
6	DB	Dick Reding		NW Louisiana
7	T	Bill Ogle		Stanford
8	DB	Mel Myricks		Washburn
9	DT	Perry Parks		Cal St. Los Angeles
10	K	Elmer Collett		Cal St. SF
11	T	Denis Moore		USC

1965

1	RB	Gale Sayers	5	Kansas
2a	G	Jack Chapple	13	Stanford
2b	LB	Ron Caveness	16	Arkansas
3	FB	Mike Curtis	21	Duke
4a	WR	Otis Taylor	29	Prairie View A&M
4b	WR	Frank Pitts	32	Southern
5	HB	Smith Reed	37	Alcorn State
6	DB	Mickey Sutton	45	Auburn
7a	WR	Gloster Richardson	49	Jackson St.
7b	DB/K	Lou Bobich	53	Michigan State
8	QB/K	Danny Thomas	61	SMU
9	C	Joe Cerne	69	Northwestern
10	DB	Bob Howard	77	Stanford
11	T	Al Piriano	85	Wisconsin
12	LB	Mike Cox	93	Iowa State
13	DB/E	Robert Bonds	101	San Jose State
14	DB	Fred Dotson	109	Wiley
15	G	Dave Powless	117	Illinois
16	T	Stan Irvine	125	Colorado
17	LB	Don Croftcheck	133	Indiana
18	TE	Jerry Smith	141	Arizona State
19	C	Mike Alford	149	Auburn
20	HB	Bill Symons	157	Colorado

Obtained Buffalo's second-round pick (Caveness). Obtained Buffalo's fourth-round pick (Pitts). Obtained Houston's seventh-round pick (Richardson).

1965 REDSHIRTS

1	DT	Alphonse Dotson		Grambling
2	DT	Frank Cornish		Grambling
3	HB	Henry Carr		Arizona State
4	T	Steve Cox		South Carolina
5	E	John Thomas		Southern California
6	G	John Wilbur		Stanford
7	HB	Bill Moore		Mississippi State
8	DB	Roosevelt Ellerbe		Iowa State
9	HB	Bruce McLenna		Hillsdale
10	E	Chuck Drulis		Duke
11	E	Bill Scott		NE Oklahoma
12	HB	Lonnie Price		SW Louisiana

1964

1	QB	Pete Beathard	2	USC
2	E	Billy Martin	10	Georgia Tech
3	T	Ken Kortas	18	Louisville
4	T	Ed Lothamer	26	Michigan State
5		To Buffalo.		
6a	DB	Duke Carlisle	42	Texas
6b	RB	Joe Don Looney	44	Oklahoma
7	E	John Simon	50	Notre Dame
8	WR	Hal Bedsole	58	USC
9	T	Tony DiMidio	66	West Chester State
10a	E	Clay Stephens	73	Notre Dame
10b		To San Diego.		
11	LB	Tommy Crutcher	82	Texas Christian
12a		To Buffalo.		
12b	E	Jake Adams	93	Virginia Tech
13a	C	Orville Hudson	98	East Texas St.
13b	HB	Jay Wilkinson	102	Duke
14	HB	*Paul Costa	106	Notre Dame
15	FB	*Jim Snowden	114	Notre Dame
16	QB	*Roger Staubach	122	Navy
17	T	Jack Peterson	130	Nebraska - Omaha
18	T	*Jerry Knoll	138	Washington
19	E	*Jerry Lamb	146	Arkansas
20a	E	*Sandy Sands	153	Texas
20b	HB	*Bob Hohn	154	Nebraska
21	T	*Bob Burrows	162	East Texas State
22	T	*Dick Evers	170	Colorado State
23	E	*Bud Abell	178	Missouri
24	T	*Robert Young	186	Austin

25 T *Jerry McClurg 194 Colorado
 26 HB *Phil Zera 202 St. Joseph's (IN)
 Obtained Buffalo's sixth-round pick (Carlisle). Obtained Denver's 10th-round pick (Stephens). Obtained Boston's 12th-round pick (Adams) in '63 T Gerry DeLuca trade. Obtained Houston's 13th-round pick (Hudson). Obtained Denver's 20th-round pick (Hohn).

1963

1a	DT	Buck Buchanan	1	Grambling
1b	G	Ed Budde	8	Michigan State
2	T	Walter Rock	16	Maryland
3	T	Don Brumm	24	Purdue
4	G	Daryl Sanders	32	Ohio State
5	E	John Campbell	40	Minnesota
6		To Buffalo.		
7	LB	Bobby Bell	56	Minnesota
8	HB	John Sklopan	64	Southern Miss.
9	E	Jan Barrett	72	Fresno State
10	T	Curt Farrier	80	Montana State
11a	RB	Lindy Infante	81	Florida
11b	P/FB	Jerrel Wilson	88	Southern Miss.
12		To New York.		
13	G	Dennis Ward	104	Oklahoma
14a	HB	Stone Johnson	105	Grambling
14b	HB	*Jim (Preacher) Pilot	112	New Mexico State
15	HB	*Joe Auer	120	Georgia Tech
16	E	*Mel Profit	128	UCLA
17	QB	Billy Moore	136	Arkansas
18	T	Bill Freeman	144	Southern Miss.
19		To Denver.		
20	T	*Lowell Vaught	160	SW Louisiana
21	T	*Ernie Boghetti	168	Pittsburgh
22	T	*John Maczuzak	176	Pittsburgh
23	HB	Bob Yaksick	184	Rutgers
24	T	Dave Hill	192	Auburn
25	LB	*John Hughes	200	SMU
26	C	*Tumley Todd	208	Virginia
27	E	*Billy Clay	216	Arkansas
28	E	*Gordon Scarborough	224	East Texas State
29	HB	*John Sisk	232	Miami (FL)

Obtained Oakland's first-round pick (Buchanan) in '62 QB Cotton Davidson trade. Obtained Oakland's 11th-round selection (Infante). Infante was subsequently traded to Buffalo in exchange for RB Ronnie Goodwin (11th-round pick - Buffalo). G Dennis Ward was subsequently traded to Houston. Obtained Oakland's 14th-round pick (Johnson).



RB Curtis McClinton

1962

1	HB	Ronnie Bull	3	Baylor
2	E	Bill Miller	11	Miami (Fla.)
3	QB	Eddie Wilson	19	Arizona
4a	T	Charles Hinton	27	N. Carolina Central
4b	C	Irv Goode	28	Kentucky
5	T	Bobby Plummer	35	TCU
6	T	Al Hinton	43	Iowa
7		To San Diego.		

8	T	Larry Bowie	59	Purdue
9	T	Marshall Shirk	67	UCLA
10	HB	James Saxton	75	Texas
11a	QB	Bobby Hunt	81	Auburn
11b	T	Guy Reese	83	SMU
12	HB	Bobby Lee Thompson	91	Arizona
13		To Buffalo.		
14	G	*Bookie Bolin	107	Mississippi
15	E	*Dave Graham	115	Virginia
16	E	Pettis Norman	123	Johnson C. Smith
17	E/K	Tommy Brooker	131	Alabama
18	T	Joe Carollo	139	Notre Dame
19	HB	Lee Welch	147	Mississippi State
20	G	Mike Samcheski	155	Lehigh
21	T	*Kent Martin	163	Wake Forest
22	T	Jim Bernhardt	171	Linfield (Ore.)
23	T	Russ Foret	179	Georgia Tech
24	QB	Pat Trammell	187	Alabama
25	E	John Burrell	195	Rice
26	QB	*Walt Rappold	203	Duke
27	HB	*Scott Tyler	211	Miami (Ohio)
28	T	*Jim Thrush	219	Xavier
29	HB	*Ed Ryan	227	Michigan State
30	HB	*Don Goodman	235	Florida
31	T	*Eueristo Nino	243	East Texas State
32	HB	*Joel Arrington	251	Duke
33	HB	*Jack Wilson	259	Duke
34	C	*Rodger Shoals	267	Maryland

Obtained Buffalo's fourth-round pick (Hinton). Obtained E Bill Hull (fifth-round pick - Boston) in a post-draft trade. Obtained QB Bobby Ply (fifth-round pick - N.Y. Titans) in a post-draft trade. Obtained Oakland's 11th-round pick (Hunt).



S Johnny Robinson and LB E.J. Holub

1961

1	LB	E.J. Holub		Texas Tech
2	T	Bob Lilly		TCU
3	T	Jim Tyrer		Ohio State
4	E	Claude Mooman		Duke
5	DT	Jerry Mays		SMU
6		To Los Angeles.		
7	TE	Fred Arbanas		Michigan State
8	T	John O'Day		Miami
9	T	Dick Mills		Pittsburgh
10	E	Jerry Daniels		Mississippi
11	HB	Marvin Tibbetts		Georgia Tech
12	HB	Paul Hynes		Louisiana Tech
13	HB	Glynn Gregory		SMU
14	RB	*Curtis McClinton		Kansas
15a	T	Ed Nutting		Georgia Tech
15b	G	Roy Lee Rambo		Texas Christian
16	E	Aaron Thomas		Oregon State
17	HB	Jarell Williams		Arkansas
18	RB	Ron Hartline		Oklahoma
19	HB	Frank Jackson		SMU
20	E	*Bob Lane		Baylor
21	QB	*Dick Thornton		Northwestern
22	HB	Ed Sharockman		Pittsburgh
23	T	*Lou Zivkovich		New Mexico State
24	G	Pat Dye		Georgia

25	QB	Ray Ramsey	Adams State
26	HB	Danny House	Davidson
27	QB	Bob Schloredt	Washington
28	G	Bill Stine	Michigan
29	RB	*Lonnie Caddell	Rice
30	E	Cedric Price	Kansas State

Obtained Boston's 15th-round pick (Nutting).

1960

(First Selections)

E	Jack Atcheson	Western Illinois
T	George Boone	Kentucky
E	Chris Burford	Stanford
T	Earl Ray Butler	North Carolina
E	Gail Cogdill	Washington State
HB	James Crotty	Notre Dame
T	Gary Ferguson	SMU
C	Tom Glynn	Boston College
T	Gene Gossage	Northwestern
T	Jim Heineke	Wisconsin
T/G	William Jerry	South Carolina
T	John Kapele	Brigham Young
RB	Louis Kelley	New Mexico State
T/G	Gilmer Lewis	Oklahoma
T/G	John Malmberg	Knox College
C	Arvie Martin	Texas Christian
QB	Don Meredith	SMU
HB	Tom Moore	Vanderbilt
E	Ola Murchison	Pacific
C	Bob Nelson	Wisconsin
E	Jim Norton	Idaho
QB	Warren Rabb	Louisiana State
HB	Howard Ringwood	Brigham Young
HB	Johnny Robinson	Louisiana State
FB	John Saunders	South Carolina
FB	Glenn Shaw	Kentucky
HB	Gordon Speer	Rice
G	Jack Stone	Oregon
G	Marvin Terrell	Mississippi
G	Emery Turner	Purdue
E	Joe Vader	Kansas State
HB	Carroll Zaruba	Nebraska

(Second Selections)

T/G	Grady Alderman	Detroit
T/G	Herman Alexander	Findlay (Ohio)
HB	Taz Anderson	Georgia Tech
T/G	Jim Beaver	Florida
T/G	*Bill Beck	Gustavus Adolphus
T/G	*Doug Pat Brown	Fresno State
HB	Gary Campbell	Whittier (Calif.)
QB	Vernon Cole	North Texas State
T/G	Toby Deese	Georgia Tech
T/G	Carl Dumbaid	West Virginia
C	Charles Elizey	Southern Mississippi
HB	Tom Gates	San Bernardino (Calif.)
HB	Austin Gonsoulin	Baylor
HB	Clark Holden	Southern California
T/G	DeWitt Hoopes	Northwestern
T/G	Don Leebern	Georgia
C	Bill Thompson	Georgia
E	Billy Tranum	Arkansas
E	Jim Vickers	Georgia
E	Larry Ward	Lamar Tech
HB	Paul Winslow	North Carolina Central

PLAYERS LOST IN EXPANSION DRAFTS

1966 - Miami

DE	Mel Branch
LB	Ronnie Caveness
DT	Al Dotson
WR	Frank Jackson

1976 - Tampa Bay

DB	Jim Kearney
WR	Lawrence Williams

1995 - Carolina

DT	Greg Kragen
----	-------------

1968 - Cincinnati

E	Chris Burford
LB	Sherrill Headrick
DB	Bobby Hunt
G	Al Reynolds
DB	Fletcher Smith

1995 - Jacksonville

S	Monty Grow
---	------------

1999 - Cleveland

T	Pete Swanson
---	--------------

1976 - Seattle

G	Rocky Rasley
---	--------------

2001 - Houston

None	
------	--

KEY

Italics Indicates Signed by Chiefs
* Indicates Future Choice + Pick Voided by League

CHIEFS ALL-TIME FIRST ROUND DRAFT PICKS

Year	Pos.	Player	Pick #	Year	Pos.	Player	Pick #	Year	Pos.	Player	Pick #
2005	LB	Derrick Johnson	15	1988	DE	Neil Smith	2	1973	Traded to Chicago.		17
2004	Traded to Detroit.		30	1987	RB	Paul Palmer	19	1972	RB	Jeff Kinney	23
2003	RB	Larry Johnson	27	1986	T	Brian Jozwiak	8	1971	WR	Elmo Wright	16
2002	DT	Ryan Sims	6	1985	RB	Ethan Horton	15	1970	T	Sid Smith	26
2001	Traded to St. Louis.		12	1984	NT	Bill Maas	5	1969	CB	Jim Marsalis	23
2000	WR	Sylvester Morris	21	T	John Alt	21	1968	G	Mo Moorman	19	
1999	T	John Tait	14	1983	QB	Todd Blackledge	7	G	George Daney	22	
1998	T	Victor Riley	27	1982	WR	Anthony Hancock	11	1967	DE	Gene Trosch	24
1997	TE	Tony Gonzalez	13	1981	TE	Willie Scott	14	1966	DT	Aaron Brown	--
1996	S	Jerome Woods	28	1980	G	Brad Budde	11	1965	RB	*Gale Sayers	--
1995	T	Trezelle Jenkins	31	1979	DE	Mike Bell	2	1964	QB	Pete Beathard	2
1994	RB	Greg Hill	25	1978	DE	Art Still	2	1963	DT	Buck Buchanan	1
1993	Traded to San Francisco.		18	1977	DE	Art Still	2	G	Ed Budde	8	
1992	CB	Dale Carter	20	1976	CB	Gary Green	10	1962	HB	*Ronnie Bull	3
1991	RB	Harvey Williams	21	1975	G	Rob Walters	14	1961	LB	E.J. Holub	--
1990	LB	Percy Snow	13	1974	Traded to Houston.		6	1960	QB	*Don Meredith	--
1989	LB	Derrick Thomas	4	1973	RB	Woody Green	16				

CHIEFS ALL-TIME FIRST ROUND DRAFT PICKS BY POSITION

Quarterback:	4	Tackle:	6	Linebacker:	3
Running Back:	9	Guard:	5	Cornerback:	3
Fullback:	0	Center:	1	Safety:	1
Wide Receiver:	3	Defensive End:	4	Kicker:	0
Tight End:	1	Defensive Tackle:	4	Punter:	0

CHIEFS SIGNIFICANT ACQUISITIONS

Significant Players Acquired Via Trades

2005	DE	Carlos Hall	Tennessee
	CB	Patrick Surtain	Miami
2004	T	John Welbourn	Philadelphia
2002	T	Willie Roaf	New Orleans
2001	QB	Trent Green	St. Louis
1998	RB	Bam Morris	Chicago
1997	LB	Wayne Simmons	Green Bay
1996	K	Pete Stoyanovich	Miami
1994	QB	Steve Bono	San Francisco
	S	William White	Detroit
1993	QB	Joe Montana	San Francisco
	S	David Whitmore	San Francisco
1991	LB	Ervin Randle	Tampa Bay
1988	QB	Steve DeBerg	Tampa Bay
1987	LB	Jack Del Rio	New Orleans
1986	C	Rick Donnalley	Washington
1983	C	Bob Rush	San Diego
	CB	Lucious Smith	L.A. Rams
1976	RB	Tommy Reamon	Pittsburgh
	S	Tim Gray	St. Louis
1975	RB	MacArthur Lane	Green Bay
1974	DT	Tom Keating	Pittsburgh
	DE	John Matuszak	Houston
	T	Jim Nicholson	L.A. Rams
	WR	Barry Pearson	Pittsburgh
1973	RB	Willie Ellison	L.A. Rams
	T	Francis Peay	Green Bay
1971	WR	Dennis Homan	Dallas
1970	DE	Marvin Upshaw	Cleveland
1968	DT	Curley Culp	Denver
	RB	Wendell Hayes	Denver
1966	C	Wayne Frazier	Houston
1965	CB	Fred Williamson	Oakland
1960	FB	Jack Spikes	Denver



Roaf



Stoyanovich

Significant Player-for-Player Trades

1998	Obtained DT Darius Holland (Green Bay) in exchange for DE Vaughn Booker.
1991	Obtained DE Ron Stallworth (N.Y. Jets) in exchange for T Irv Eatman.
1978	Obtained WR Larry Dorsey (San Diego) in exchange for DE Wilbur Young. Obtained KR Eddie Payton (Detroit) in exchange for RB John Brockington.
1976	Obtained S Tim Gray (St. Louis) in exchange for DE Marvin Upshaw and S Mike Sensibaugh.
1973	Obtained T Francis Peay (Green Bay) in exchange for DE Aaron Brown. Obtained RB Leroy Keyes and DT Ernie Calloway (Philadelphia) in exchange for DE Gerry Philbin.
1971	Obtained WR Dennis Homan (Dallas) in exchange for WR Gloster Richardson.

- 1966 Obtained RB Ron Burton (Denver) in exchange for LB Jim Fraser.
- 1965 Obtained LB Jim Fraser (Denver) in exchange for RB Abner Haynes. Obtained CB Fred Williamson (Oakland) in exchange for S Dave Grayson.
- 1962 Obtained G Carl Larpenter (Denver) in exchange for RB Bo Dickinson.
- 1960 Obtained FB Jack Spikes (Denver) in exchange for DB Goose Gonsoulin.



Saleaumua



Wiegmann

Significant Players Acquired Via Unrestricted Free Agency (1993-05)

2005	LB	Kendrell Bell	Pittsburgh
	S	Sammy Knight	Miami
2003	LB	Shawn Barber	Philadelphia
	DE	Vonnie Holliday	Green Bay
2002	K	Morten Andersen	N.Y. Giants
2001	CB	Ray Crockett	Denver
	RB	Priest Holmes	Baltimore
	P	Dan Stryzinski	Atlanta
	C	Casey Wiegmann	Chicago
2000	DE	Duane Clemons	Minnesota
	P	Todd Sauerbrun	Chicago
1999	LB	Marcus Patton	Washington
1998	WR	Derrick Alexander	Baltimore
	DT	Chester McGlockton*	Oakland
1997	QB	Elvis Grbac	San Francisco
	LB	Terry Wooden	Seattle
1995	T	Jeff Criswell	N.Y. Jets
	CB	James Hastly	N.Y. Jets
	CB	Brian Washington	N.Y. Jets
1994	CB	Mark Collins	N.Y. Giants
	LB	George Jamison	Detroit
1993	RB	Marcus Allen	L.A. Raiders

Significant Players Acquired Via Plan B Free Agency (1989-92)

1992	S	Marlin Bayless	San Diego
	TE	Keith Cash	Pittsburgh
	QB	Dave Krieg	Seattle
1989	DT	Dan Saleaumua	Detroit
	C	Mike Webster	Pittsburgh

*Restricted Free Agent

Note: These non-comprehensive lists of "significant" transactions include only players who were regular starters, who served as the club's regular kicker or punter for at least one season with the Chiefs or who were anticipated to be regular starters entering a season. Terms of all trades involving draft choices are detailed on pages 409-417. Please note that terms of many early transactions are incomplete.

ALL-TIME STARTING QUARTERBACKS

YEAR-BY-YEAR RESULTS

Year	Quarterback	Record	Year	Quarterback	Record
1960	Cotton Davidson	8-6	1983	Bill Kenney	6-10
1961	Cotton Davidson	5-7	1984	Bill Kenney	4-4
	Randy Duncan	1-1		Todd Blackledge	4-4
1962	Len Dawson	11-3	1985	Bill Kenney	3-7
1963	Len Dawson	5-7-1		Todd Blackledge	3-3
	Eddie Wilson	0-0-1	1986	Todd Blackledge	5-3
1964	Len Dawson	7-7		Bill Kenney	5-3
1965	Len Dawson	6-4-2	1987	Bill Kenney	3-5
	Pete Beathard	1-1		Todd Blackledge	1-1
1966	Len Dawson	11-2-1		Frank Seurer	0-2
1967	Len Dawson	9-5		Matt Stevens*	0-2
1968	Len Dawson	11-2		Doug Hudson*	0-1
	Jacky Lee	1-0	1988	Steve DeBerg	4-6-1
1969	Len Dawson	5-2		Bill Kenney	0-5
	Jacky Lee	0-1	1989	Steve DeBerg	6-4
	Mike Livingston	6-0		Ron Jaworski	1-2
1970	Len Dawson	6-5-2		Steve Pelluer	1-1-1
	Mike Livingston	1-0	1990	Steve DeBerg	11-5
1971	Len Dawson	9-3-1	1991	Steve DeBerg	10-5
	Mike Livingston	1-0		Mark Vlasic	0-1
1972	Len Dawson	7-5	1992	Dave Krieg	10-6
	Mike Livingston	1-1	1993	Joe Montana	8-3
1973	Len Dawson	3-2-1		Dave Krieg	3-2
	Mike Livingston	4-3-1	1994	Joe Montana	9-5
1974	Len Dawson	3-5		Steve Bono	0-2
	Mike Livingston	2-4	1995	Steve Bono	13-3
1975	Mike Livingston	4-3	1996	Steve Bono	8-5
	Len Dawson	1-4		Rich Gannon	1-2
	Tony Adams	0-2	1997	Elvis Grbac	8-2
1976	Mike Livingston	5-9		Rich Gannon	5-1
1977	Mike Livingston	1-10	1998	Elvis Grbac	2-4
	Tony Adams	1-2		Rich Gannon	5-5
1978	Mike Livingston	4-10	1999	Elvis Grbac	9-7
	Tony Adams	0-2	2000	Elvis Grbac	7-8
1979	Mike Livingston	1-3		Warren Moon	0-1
	Steve Fuller	6-6	2001	Trent Green	6-10
1980	Steve Fuller	6-7	2002	Trent Green	8-8
	Bill Kenney	2-1	2003	Trent Green	13-3
1981	Bill Kenney	8-5	2004	Trent Green	7-9
	Steve Fuller	1-2			
1982	Bill Kenney	3-3			
	Steve Fuller	0-3			

*Denotes replacement player



Joe Montana
1993-94
17-8 (.680)



Steve Bono
1994-96
21-10 (.677)



Len Dawson
1962-75
94-56-8 (.620)



Dave Krieg
1992-93
13-8 (.619)



Steve DeBerg
1988-91
31-20-1 (.606)



Rich Gannon
1995-98
11-8 (.579)



Elvis Grbac
1997-00
26-21 (.553)



Trent Green
2001-04
34-30 (.531)

HISTORY

REGULAR SEASON WINNING PERCENTAGE

PLAYER	YEAR(S) STARTED	RECORD	WIN PCT.
1. Joe Montana	1993-94	17-8	.680
2. Steve Bono	1994-96	21-10	.677
3. Len Dawson	1962-75	94-56-8	.620
4. Dave Krieg	1992-93	13-8	.619
5. Steve DeBerg	1988-91	31-20-1	.606
6. Rich Gannon	1996-98	11-8	.579
7. Elvis Grbac	1997-00	26-21	.553
8. Todd Blackledge	1984-86	13-11	.542
9. Trent Green	2001-04	34-30	.531
10. Pete Beathard	1965	1-1	.500
Cotton Davidson	1960-61	13-13	.500
Randy Duncan	1961	1-1	.500
Jacky Lee	1968-69	1-1	.500
Steve Pelluer	1989	1-1-1	.500
Eddie Wilson	1963	0-0-1	.500
15. Bill Kenney	1981-87	34-43	.442
16. Steve Fuller	1979-80	13-18	.419
17. Mike Livingston	1969, '73-78	30-43-1	.412
18. Ron Jaworski	1989	1-2	.333
19. Tony Adams	1975, '77-78	1-6	.143
20. *Doug Hudson	1987	0-1	.000
Warren Moon	2000	0-1	.000
Mark Vlasic	1991	0-1	.000
Frank Seurer	1987	0-2	.000
* Matt Stevens	1987	0-2	.000

* Denotes replacement player.

MOST REGULAR SEASON GAMES STARTED

PLAYER	YEARS STARTED	STARTS	RECORD	WIN PCT.
1. Len Dawson	1962-75	158	94-56-8	.620
2. Bill Kenney	1981-87	77	34-43	.442
3. Mike Livingston	1969, '73-78	75	31-43-1	.413
4. Trent Green	2001-04	64	34-30	.531
5. Steve DeBerg	1988-91	52	31-20-1	.596

REGULAR SEASON WINNING PERCENTAGE AT ARROWHEAD

PLAYER	YEARS STARTED	STARTS	RECORD	WIN PCT.
1. Joe Montana	1993-94	12	10-2	.833
2. Dave Krieg	1992-93	11	9-2	.818
3. Steve Bono	1994-96	16	13-3	.813
4. Rich Gannon	1996-98	9	7-2	.778
5. Steve DeBerg	1988-91	27	20-7	.741

* Minimum of three starts.

PLAYOFF RESULTS

PLAYER	PLAYOFF SEASONS	STARTS	RECORD	WIN PCT.
1. Len Dawson	1962, '66, '68-69, '71	8	5-3	.625
2. Joe Montana	1993-94	4	2-2	.500
3. Steve DeBerg	1990-91	3	1-2	.333
4. Todd Blackledge	1986	1	0-1	.000
Dave Krieg	1992	1	0-1	.000
Steve Bono	1995	1	0-1	.000
Elvis Grbac	1997	1	0-1	.000
Trent Green	2003	1	0-1	.000

GAME-BY-GAME STARTING QUARTERBACKS

1960 (8-6)

Date	Result	Opp.	Chiefs QB	Opp. QB
9/10	L 20-21	@ LAC	Davidson	Kemp
9/16	W 34-16	@ OAK	Davidson	Flores
9/25	W 17-10	LAC	Davidson	Kemp
10/2	L 35-37	NYT	Davidson	Dorow
10/9	L 19-20	OAK	Davidson	Flores
10/16	L 10-20	@ HOU	Davidson	Blanda
10/30	W 17-14	@ DEN	Davidson	Tripucka
11/6	W 45-28	@ BUF	Davidson	Green
11/13	W 34-7	DEN	Davidson	Tripucka
11/18	L 14-42	@ BOS	Davidson	Songin
11/24	L 35-41	@ NYT	Davidson	Dorow
12/4	W 24-0	HOU	Davidson	Lee
12/11	W 34-0	BOS	Davidson	Songin
12/18	W 24-7	BUF	Davidson	Lucas
	Home	Road	Neutral	Overall
Davidson	5-2	3-4	0-0	8-6

11/17	T 24-24	@ BOS	Wilson	Parilli
12/1	L 0-17	@ NYJ	Dawson	Wood
12/8	W 52-21	DEN	Dawson	Slaughter
12/14	W 35-3	BOS	Dawson	Parilli
12/22	W 48-0	NYJ	Dawson	Hall
	Home	Road	Neutral	Overall
Davidson	4-3	1-4-1	0-0	5-7-1
Wilson	0-0	0-0-1	0-0	0-0-1

1964 (7-7)

Date	Result	Opp.	Chiefs QB	Opp. QB
9/13	L 17-34	@ BUF	Dawson	Kemp
9/27	W 21-9	@ OAK	Dawson	Flores
10/4	W 28-7	HOU	Dawson	Blanda
10/11	L 27-33	@ DEN	Dawson	Lee
10/18	L 22-35	BUF	Dawson	Kemp
10/23	L 7-24	@ BOS	Dawson	Parilli
11/1	W 49-39	DEN	Dawson	Slaughter
11/8	W 42-7	OAK	Dawson	Davidson
11/15	L 14-28	SD	Dawson	Hadl
11/22	W 28-19	@ HOU	Dawson	Trull
11/29	L 14-27	@ NYJ	Dawson	Wood
12/6	L 24-31	BOS	Dawson	Parilli
12/13	W 49-6	@ SD	Dawson	Role
12/20	W 24-7	NYJ	Dawson	Liske
	Home	Road	Neutral	Overall
Dawson	4-3	3-4	0-0	7-7

1961 (6-8)

Date	Result	Opp.	Chiefs QB	Opp. QB
9/10	L 10-26	SD	Davidson	Kemp
9/24	W 42-35	@ OAK	Duncan	Flores
10/1	W 26-21	HOU	Davidson	Blanda
10/8	W 19-12	@ DEN	Davidson	Tripucka
10/15	L 24-27	@ BUF	Davidson	Reynolds
10/22	L 7-38	@ HOU	Davidson	Lee
10/29	L 17-18	BOS	Duncan	Parilli
11/3	L 21-28	@ BOS	Davidson	Songin
11/12	L 20-30	BUF	Davidson	Raab
11/19	L 14-24	@ SD	Davidson	Kemp
11/26	W 43-11	OAK	Davidson	Flores
12/3	L 7-28	@ NYT	Davidson	Dorow
12/10	W 49-21	DEN	Davidson	Tripucka
12/17	W 35-24	NYT	Davidson	Dorow
	Home	Road	Neutral	Overall
Davidson	4-2	1-5	0-0	5-7
Duncan	0-1	1-0	0-0	1-1

1962 (11-3)

Date	Result	Opp.	Chiefs QB	Opp. QB
9/8	W 42-28	BOS	Dawson	Parilli
9/23	W 26-16	@ OAK	Dawson	Davidson
9/30	W 41-21	BUF	Dawson	Dorow
10/7	L 28-32	@ SD	Dawson	Wood
10/12	W 27-7	@ BOS	Dawson	Parilli
10/21	W 20-17	NYT	Dawson	Green
10/28	W 31-7	@ HOU	Dawson	Blanda
11/4	L 6-14	HOU	Dawson	Blanda
11/11	W 52-31	@ NYT	Dawson	Green
11/18	W 24-3	@ DEN	Dawson	Tripucka
11/25	W 35-7	OAK	Dawson	Davidson
12/2	L 14-23	@ BUF	Dawson	Kemp
12/9	W 17-10	DEN	Dawson	Tripucka
12/16	W 26-17	SD	Dawson	Hadl
AFL Championship Game				
12/23	W 20-17**	@ HOU	Dawson	Blanda
	Home	Road	Neutral	Overall
Dawson	6-1	5-2 (1-0)	0-0	11-3 (1-0)

1963 (5-7-2)

Date	Result	Opp.	Chiefs QB	Opp. QB
9/7	W 59-7	@ DEN	Dawson	Tripucka
9/22	T 27-27	@ BUF	Dawson	Kemp
9/29	L 10-24	@ SD	Dawson	Role
10/6	W 28-7	HOU	Dawson	Blanda
10/13	L 25-35	BUF	Dawson	Kemp
10/20	L 17-38	SD	Dawson	Role
10/27	L 7-28	@ HOU	Dawson	Blanda
11/3	L 7-10	@ OAK	Dawson	Flores
11/8	L 7-22	OAK	Dawson	Flores

1965 (7-5-2)

Date	Result	Opp.	Chiefs QB	Opp. QB
9/12	L 10-37	@ OAK	Dawson	Flores
9/18	W 14-10	@ NYJ	Dawson	Taliaferro
9/26	T 10-10	@ SD	Dawson	Hadl
10/3	W 27-17	BOS	Dawson	Parilli
10/10	W 31-23	@ DEN	Beathard	Slaughter
10/17	L 7-23	BUF	Dawson	Kemp
10/24	L 36-38	@ HOU	Beathard	Trull
10/31	W 14-7	OAK	Dawson	Wood
11/7	L 10-13	NYJ	Dawson	Taliaferro
11/14	W 31-7	SD	Dawson	Hadl
11/21	T 10-10	@ BOS	Dawson	Parilli
11/28	W 52-21	HOU	Dawson	Blanda
12/12	L 25-34	@ BUF	Dawson	Kemp
12/19	W 45-35	DEN	Dawson	McCormick
	Home	Road	Neutral	Overall
Dawson	5-2	1-2-2	0-0	6-4-2
Beathard	0-0	1-1	0-0	1-1

1966 (11-2-1)

Date	Result	Opp.	Chiefs QB	Opp. QB
9/11	W 42-20	@ BUF	Dawson	Kemp
9/18	W 32-10	@ OAK	Dawson	Davidson
9/25	W 43-24	@ BOS	Dawson	Parilli
10/2	L 14-29	BUF	Dawson	Kemp
10/8	W 37-10	DEN	Dawson	McCormick
10/16	L 13-34	OAK	Dawson	Flores
10/23	W 56-10	@ DEN	Dawson	Choboian
10/30	W 48-23	HOU	Dawson	Blanda
11/6	W 24-14	SD	Dawson	Hadl
11/13	W 34-16	MIA	Dawson	Wilson
11/20	T 27-27	BOS	Dawson	Parilli
11/27	W 32-24	@ NYJ	Dawson	Namath
12/11	W 19-18	@ MIA	Dawson	Wood
12/18	W 27-17	@ SD	Dawson	Hadl
AFL Championship Game				
1/1	W 31-7	@ BUF	Dawson	Kemp

Super Bowl I

1/15	L 10-35	GB	Dawson	Starr
	Home	Road	Neutral	Overall
Dawson	4-2-1	7-0 (1-0)	0-0 (0-1)	11-2-1 (1-1)

HISTORY

1967 (9-5)

Date	Result	Opp.	Chiefs QB	Opp. QB
9/9	W 25-20	@ HOU	Dawson	Lee
9/24	W 24-0	@ MIA	Dawson	Griese
10/1	L 21-23	@ OAK	Dawson	Lamonica
10/8	W 41-0	MIA	Dawson	Norton
10/15	L 31-45	@ SD	Dawson	Hadl
10/22	L 19-24	HOU	Dawson	Beathard
10/29	W 52-9	DEN	Dawson	Tensi
11/5	W 42-18	NYJ	Dawson	Namath
11/12	W 33-10	@ BOS	Dawson	Parilli
11/19	L 16-17	SD	Dawson	Hadl
11/23	L 22-44	OAK	Dawson	Lamonica
12/3	W 23-13	BUF	Dawson	Kemp
12/10	W 21-7	@ NYJ	Dawson	Namath
12/17	W 38-24	@ DEN	Dawson	Tensi
	Home	Road	Neutral	Overall
Dawson	4-3	5-2	0-0	9-5

1968 (12-2)

Date	Result	Opp.	Chiefs QB	Opp. QB
9/9	W 26-21	@ HOU	Dawson	Beathard
9/15	L 19-20	NYJ	Dawson	Namath
9/22	W 34-2	DEN	Dawson	LeClair
9/28	W 48-3	@ MIA	Dawson	Griese
10/5	W 18-7	@ BUF	Dawson	Darragh
10/13	W 13-3	CIN	Dawson	Stofa
10/20	W 24-10	OAK	Dawson	Lamonica
10/27	W 27-20	SD	Dawson	Hadl
11/3	L 21-38	@ OAK	Dawson	Lamonica
11/10	W 16-9	@ CIN	Wyche	Lee
11/17	W 31-17	BOS	Dawson	Sherman
11/28	W 24-10	HOU	Dawson	Beathard
12/8	W 40-3	@ SD	Dawson	Hadl
12/14	W 30-7	@ DEN	Dawson	Briscoe

AFL Divisional Playoff Game

	Home	Road	Neutral	Overall
Dawson	6-1	6-1 (0-1)	0-0	12-2 (0-1)
Lee	0-0	1-0	0-0	1-0

1969 (11-3)

Date	Result	Opp.	Chiefs QB	Opp. QB
9/14	W 27-9	@ SD	Dawson	Hadl
9/21	W 31-0	@ BOS	Dawson	Taliaferro
9/28	L 19-24	@ CIN	Lee	Cook
10/5	W 26-13	@ DEN	Livingston	Tensi
10/12	W 24-0	HOU	Livingston	Beathard
10/19	W 17-10	MIA	Livingston	Griese
10/26	W 42-22	CIN	Livingston	Wyche
11/2	W 29-7	@ BUF	Livingston	Briscoe
11/9	W 27-3	SD	Dawson	Domres
11/16	W 34-16	@ NYJ	Dawson	Namath
11/23	L 24-27	OAK	Dawson	Lamonica
11/27	W 31-17	DEN	Dawson	Tensi
12/7	W 22-19	BUF	Livingston	Kemp
12/13	L 6-10	@ OAK	Dawson	Lamonica

AFL Divisional Playoff Game

12/20	W 13-6	@ NYJ	Dawson	Namath
-------	--------	-------	--------	--------

AFL Championship Game

1/4	W 17-7	@ OAK	Dawson	Lamonica
-----	--------	-------	--------	----------

Super Bowl IV

1/11	W 23-7	MIN	Dawson	Kapp
	Home	Road	Neutral	Overall
Dawson	2-1	3-1 (2-0)	0-0 (1-0)	5-2 (3-0)
Lee	0-0	0-1	0-0	0-1
Livingston	4-0	2-0	0-0	6-0

1970 (7-5-2)

Date	Result	Opp.	Chiefs QB	Opp. QB
9/20	L 10-27	@ MIN	Dawson	Cuozzo
9/28	W 44-24	@ BAL	Dawson	Unitas
10/4	L 13-26	@ DEN	Dawson	Liske
10/11	W 23-10	BOS	Livingston	Taliaferro

10/18	W 27-19	@ CIN	Dawson	Carler
10/25	L 16-27	DAL	Dawson	Morton
11/1	T 17-17	OAK	Dawson	Lamonica
11/8	W 24-9	HOU	Dawson	Johnson
11/15	W 31-14	@ PIT	Dawson	Hanratty
11/22	T 6-6	STL	Dawson	Hart
11/29	W 26-14	SD	Dawson	Hadl
12/6	W 16-0	DEN	Dawson	Pastrana
12/12	L 6-20	@ OAK	Dawson	Lamonica
12/20	L 13-31	@ SD	Dawson	Hadl
	Home	Road	Neutral	Overall
Dawson	3-1-2	3-4	0-0	6-5-2
Livingston	1-0	0-0	0-0	1-0

1971 (10-3-1)

Date	Result	Opp.	Chiefs QB	Opp. QB
9/19	L 14-21	@ SD	Dawson	Hadl
9/26	W 20-16	@ HOU	Dawson	Johnson
10/3	W 16-3	@ DEN	Dawson	Horn
10/10	W 31-10	SD	Dawson	Hadl
10/18	W 38-16	PIT	Dawson	Bradshaw
10/24	W 27-20	WAS	Dawson	Kilmer
10/31	T 20-20	@ OAK	Dawson	Lamonica
11/7	L 10-13	@ NYJ	Dawson	Davis
11/14	W 13-7	CLE	Dawson	Phipps
11/21	W 28-10	DEN	Dawson	Ramsey
11/25	L 21-32	@ DET	Dawson	Landry
12/6	W 26-17	@ SF	Dawson	Brodie
12/12	W 16-14	OAK	Dawson	Lamocina
12/19	W 22-9	BUF	Livingston	Shaw

AFL Divisional Playoff Game

12/25	L 24-27**	MIA	Dawson	Griese
	Home	Road	Neutral	Overall
Dawson	6-0 (0-1)	3-3-1	0-0	9-3-1 (0-1)
Livingston	1-0	0-0	0-0	1-0

1972 (8-6)

Date	Result	Opp.	Chiefs QB	Opp. QB
9/17	L 10-20	MIA	Dawson	Griese
9/25	W 20-17	@ NO	Dawson	Manning
10/1	W 45-24	@ DEN	Dawson	Ramsey
10/8	W 31-7	@ CLE	Livingston	Phipps
10/15	L 16-23	CIN	Livingston	Anderson
10/22	L 20-21	PHI	Dawson	Liske
10/29	W 26-14	@ SD	Dawson	Hadl
11/5	W 27-14	OAK	Dawson	Lamonica
11/12	L 7-16	@ PIT	Dawson	Bradshaw
11/19	L 17-27	SD	Dawson	Hadl
11/26	L 3-26	@ OAK	Dawson	Lamonica
12/3	W 24-21	DEN	Dawson	Johnson
12/10	W 24-10	BAL	Dawson	Domres
12/17	W 17-14	@ ATL	Dawson	Berry
	Home	Road	Neutral	Overall
Dawson	3-3	4-2	0-0	7-5
Livingston	0-1	1-0	0-0	1-1

1973 (7-5-2)

Date	Result	Opp.	Chiefs QB	Opp. QB
9/16	L 13-23	LAR	Livingston	Hadl
9/23	W 10-7	@ NE	Dawson	Plunkett
9/30	W 16-3	OAK	Dawson	Lamonica
10/7	W 16-14	DEN	Dawson	Johnson
10/14	T 10-10	@ GB	Dawson	Hunter
10/21	L 6-14	@ CIN	Dawson	Anderson
10/29	L 14-23	@ BUF	Dawson	Ferguson
11/4	W 19-0	@ SD	Livingston	Fouts
11/12	W 19-7	CHI	Livingston	Douglass
11/18	W 38-14	HOU	Livingston	Dickey
11/25	L 10-14	@ DEN	Livingston	Johnson
12/2	T 20-20	CLE	Livingston	Pitts
12/8	L 7-37	@ OAK	Livingston	Stabler
12/16	W 33-6	SD	Livingston	Fouts
	Home	Road	Neutral	Overall
Dawson	2-0	1-2-1	0-0	3-2-1
Livingston	3-1-1	1-2	0-0	4-3-1

1974 (5-9)

Date	Result	Opp.	Chiefs QB	Opp. QB
9/15	W 24-16	NYJ	Dawson	Namath
9/22	L 7-27	@ OAK	Dawson	Stabler
9/29	W 17-7	@ HOU	Livingston	Dickey
10/6	L 14-17	DEN	Livingston	Johnson
10/13	L 24-34	PIT	Livingston	Gilliam
10/20	L 3-9	@ MIA	Livingston	Griese
10/27	W 24-14	@ SD	Livingston	Fouts
11/3	L 27-33	NYG	Livingston	Morton
11/10	L 7-14	SD	Dawson	Fouts
11/18	W 42-34	@ DEN	Dawson	Johnson
11/24	L 6-33	@ CIN	Dawson	Anderson
12/1	W 17-13	@ STL	Dawson	Hart
12/8	E 6-7	OAK	Dawson	Lawrence
12/14	L 15-35	MIN	Dawson	Tarkenton
	Home	Road	Neutral	Overall
Dawson	1-3	2-2	0-0	3-5
Livingston	0-3	2-1	0-0	2-4

1975 (5-9)

Date	Result	Opp.	Chiefs QB	Opp. QB
9/21	L 33-37	@ DEN	Livingston	Johnson
9/28	L 24-30	NYJ	Dawson	Namath
10/5	L 3-20	SF	Dawson	Snead
10/12	W 42-10	OAK	Livingston	Stabler
10/19	W 12-10	@ SD	Livingston	Fouts
10/26	W 26-13	DEN	Livingston	Johnson
11/2	L 13-17	HOU	Livingston	Pastorini
11/10	W 34-31	@ DAL	Livingston	Staubach
11/16	L 3-28	@ PIT	Livingston	Bradshaw
11/23	W 24-21*	DET	Dawson	Reed
11/30	L 14-28	@ BAL	Dawson	Jones
12/7	L 20-28	SD	Dawson	Fouts
12/14	L 14-20	@ CLE	Adams	Phipps
12/21	L 20-28	@ OAK	Adams	Stabler
	Home	Road	Neutral	Overall
Livingston	2-1	2-2	0-0	4-3
Dawson	1-3	0-1	0-0	1-4
Adams	0-0	0-2	0-0	0-2

1976 (5-9)

Date	Result	Opp.	Chiefs QB	Opp. QB
9/12	L 16-30	SD	Livingston	Fouts
9/20	L 21-24	OAK	Livingston	Stabler
9/26	L 17-27	NO	Livingston	Scott
10/3	L 17-50	@ BUF	Livingston	Ferguson
10/10	W 33-30	@ WAS	Livingston	Theismann
10/17	W 20-17*	@ MIA	Livingston	Griese
10/24	L 26-35	DEN	Livingston	Ramsey
10/31	W 28-19	@ TB	Livingston	Spurrier
11/7	L 0-45	PIT	Livingston	Bradshaw
11/14	L 10-21	@ OAK	Livingston	Stabler
11/21	L 24-27	CIN	Livingston	Anderson
11/28	W 23-20	@ SD	Livingston	Fouts
12/5	L 16-17	@ DEN	Livingston	Penrose
12/12	W 39-14	CLE	Livingston	Sipe
	Home	Road	Neutral	Overall
Livingston	1-8	4-3	0-0	5-9

1977 (2-12)

Date	Result	Opp.	Chiefs QB	Opp. QB
9/18	L 17-21	@ NE	Livingston	Grogan
9/25	L 7-23	SD	Livingston	Harris
10/3	L 28-37	OAK	Livingston	Stabler
10/9	L 7-23	@ DEN	Livingston	Morton
10/16	L 6-17	BAL	Livingston	Jones
10/23	W 21-16	@ SD	Adams	Harris
10/30	L 7-44	@ CLE	Adams	Sipe
11/6	W 20-10	GB	Livingston	Dickey
11/13	L 27-28	@ CHI	Livingston	Avellini
11/20	L 7-14	DEN	Livingston	Morton
11/27	L 20-34	@ HOU	Livingston	Pastorini

12/4	L 7-27	CIN	Livingston	Anderson
12/11	L 31-34	SEA	Livingston	Zorn
12/18	L 20-21	@ OAK	Adams	Rae
	Home	Road	Neutral	Overall
Livingston	1-6	0-4	0-0	1-10
Adams	0-0	1-2	0-0	1-2

1978 (4-12)

Date	Result	Opp.	Chiefs QB	Opp. QB
9/3	W 24-23	@ CIN	Livingston	Reaves
9/10	L 17-20	HOU	Livingston	Pastorini
9/17	L 10-26	@ NYG	Livingston	Pisarcik
9/24	L 17-23*	DEN	Livingston	Morton
10/1	L 13-28	@ BUF	Livingston	Ferguson
10/8	L 13-30	TB	Adams	Williams
10/15	L 6-28	@ OAK	Adams	Stabler
10/22	W 17-3	CLE	Livingston	Sipe
10/29	L 24-27	@ PIT	Livingston	Bradshaw
11/5	L 10-20	OAK	Livingston	Stabler
11/12	L 23-29*	@ SD	Livingston	Fouts
11/19	L 10-13	SEA	Livingston	Zorn
11/26	W 23-0	SD	Livingston	Harris
12/3	W 14-10	BUF	Livingston	Ferguson
12/10	L 3-24	@ DEN	Livingston	Morton
12/17	L 19-23	@ SEA	Livingston	Zorn
	Home	Road	Neutral	Overall
Livingston	3-4	1-6	0-0	4-10
Adams	0-1	0-1	0-0	0-2

1979 (7-9)

Date	Result	Opp.	Chiefs QB	Opp. QB
9/2	W 14-0	BAL	Livingston	Jones
9/9	L 24-27	CLE	Livingston	Sipe
9/16	L 6-20	@ HOU	Fuller	Nielsen
9/23	W 35-7	OAK	Fuller	Stabler
9/30	W 24-6	@ SEA	Fuller	Zorn
10/7	W 10-7	@ CIN	Fuller	Anderson
10/14	L 10-24	DEN	Fuller	Morton
10/21	L 17-21	NYG	Livingston	Simms
10/28	L 3-20	@ DEN	Livingston	Morton
11/4	L 14-20	SD	Fuller	Fouts
11/11	L 3-30	PIT	Fuller	Bradshaw
11/18	W 24-21	@ OAK	Fuller	Stabler
11/25	L 7-28	@ SD	Fuller	Fouts
12/2	W 37-21	SEA	Fuller	Zorn
12/9	W 10-7	@ BAL	Fuller	Landry
12/16	L 0-3	@ TB	Fuller	Williams
	Home	Road	Neutral	Overall
Livingston	1-2	0-1	0-0	1-3
Fuller	2-3	4-3	0-0	6-6

1980 (8-8)

Date	Result	Opp.	Chiefs QB	Opp. QB
9/7	L 14-27	OAK	Fuller	Pastorini
9/14	L 16-17	SEA	Fuller	Zorn
9/21	L 13-20	@ CLE	Fuller	Sipe
9/28	L 7-24	SD	Fuller	Fouts
10/5	W 31-17	@ OAK	Fuller	Pastorini
10/12	W 21-20	HOU	Fuller	Stabler
10/19	W 23-17	@ DEN	Fuller	Morton
10/26	W 20-17	DET	Fuller	Danielson
11/2	L 24-31	BAL	Fuller	Jones
11/9	W 31-30	@ SEA	Fuller	Zorn
11/16	L 7-20	@ SD	Fuller	Fouts
11/23	W 21-13	@ STL	Fuller	Hart
11/30	L 6-20	CIN	Fuller	Anderson
12/7	W 31-14	DEN	Kenney	Morton
12/14	L 16-21	@ PIT	Kenney	Bradshaw
12/21	W 38-28	@ BAL	Kenney	Jones
	Home	Road	Neutral	Overall
Fuller	2-5	4-2	0-0	6-7
Kenney	1-0	1-1	0-0	2-1

1981 (9-7)

Date	Result	Opp.	Chiefs QB	Opp. QB
9/6	W 37-33	@ PIT	Kenney	Bradshaw
9/13	W 19-10	TB	Kenney	Williams
9/20	L 31-42	SD	Kenney	Fouts
9/27	W 20-14	@ SEA	Kenney	Zorn
10/4	L 17-33	@ NE	Kenney	Cavanaugh
10/11	W 27-0	OAK	Kenney	Plunkett
10/18	W 28-14	DEN	Kenney	Morton
10/25	W 28-17	@ OAK	Kenney	Wilson
11/1	L 20-22	@ SD	Kenney	Fouts
11/8	L 13-16*	CHI	Kenney	Evans
11/15	W 23-10	HOU	Kenney	Reaves
11/22	W 40-13	SEA	Kenney	Zorn
11/26	L 10-27	@ DET	Kenney	Hipple
12/6	L 13-6	@ DEN	Fuller	Morton
12/13	L 7-17	MIA	Fuller	Woodley
12/20	W 10-6	@ MIN	Fuller	Kramer
	Home	Road	Neutral	Overall
Kenney	5-2	3-3	0-0	8-5
Fuller	0-1	1-1	0-0	1-2

1982 (3-6)

Date	Result	Opp.	Chiefs QB	Opp. QB
9/12	L 9-14	@ BUF	Kenney	Ferguson
9/19	W 19-12	SD	Kenney	Fouts
11/21	L 17-27	@ NO	Kenney	Stabler
11/28	L 14-20	@ LAR	Fuller	Jones
12/5	L 14-35	@ PIT	Fuller	Bradshaw
12/12	L 16-21	OAK	Fuller	Plunkett
12/19	W 37-16	@ DEN	Kenney	DeBerg
12/26	L 13-26	SF	Kenney	Montana
1/2	W 37-13	NYJ	Kenney	Todd
	Home	Road	Neutral	Overall
Kenney	2-1	1-2	0-0	3-3
Fuller	0-1	0-2	0-0	0-3

1983 (6-10)

Date	Result	Opp.	Chiefs QB	Opp. QB
9/4	W 17-13	SEA	Kenney	Zorn
9/12	L 14-17	SD	Kenney	Fouts
9/18	L 12-27	@ WAS	Kenney	Theismann
9/25	L 6-14	@ MIA	Kenney	Woodley
10/2	W 38-14	STL	Kenney	Hart
10/9	L 20-21	@ RAI	Kenney	Plunkett
10/16	W 38-17	NYG	Kenney	Brunner
10/23	W 13-10*	@ HOU	Kenney	Nielsen
10/30	L 24-27	@ DEN	Kenney	DeBerg
11/6	L 20-28	RAI	Kenney	Wilson
11/13	W 20-15	CIN	Kenney	Anderson
11/20	L 21-41	@ DAL	Kenney	White
11/27	L 48-51*	@ SEA	Kenney	Krieg
12/4	L 9-14	BUF	Kenney	Ferguson
12/11	L 38-41	@ SD	Kenney	Fouts
12/18	W 48-17	DEN	Kenney	Elway
	Home	Road	Neutral	Overall
Kenney	5-3	1-7	0-0	6-10

1984 (8-8)

Date	Result	Opp.	Chiefs QB	Opp. QB
9/2	W 37-27	@ PIT	Blackledge	Woodley
9/9	W 27-22	@ CIN	Blackledge	Anderson
9/16	L 20-22	RAI	Blackledge	Plunkett
9/23	L 0-21	@ DEN	Blackledge	Elway
9/30	W 10-6	CLE	Blackledge	McDonald
10/7	L 16-17	NYJ	Blackledge	Ryan
10/14	W 31-13	SD	Blackledge	Fouts
10/21	L 7-28	@ NYJ	Kenney	Ryan
10/28	W 24-20	TB	Kenney	DeBerg
11/4	L 0-45	@ SEA	Kenney	Krieg
11/11	L 16-17	HOU	Blackledge	Moon
11/18	L 7-17	@ RAI	Kenney	Wilson
11/25	L 27-28	@ NYG	Kenney	Simms
12/2	W 16-13	DEN	Kenney	Elway

12/9	W 34-7	SEA	Kenney	Krieg
12/16	W 42-21	@ SD	Kenney	Luther
	Home	Road	Neutral	Overall
Kenney	3-0	1-4	0-0	4-4
Blackledge	2-3	2-1	0-0	4-4

1985 (6-10)

Date	Result	Opp.	Chiefs QB	Opp. QB
9/8	W 47-27	@ NO	Kenney	Wilson
9/12	W 36-20	RAI	Kenney	Plunkett
9/22	L 0-31	@ MIA	Kenney	Marino
9/29	W 28-7	SEA	Kenney	Krieg
10/6	L 10-19	@ RAI	Kenney	Wilson
10/13	L 20-31	@ SD	Kenney	Herrmann
10/20	L 0-16	RAMS	Blackledge	Brock
10/27	L 10-30	DEN	Kenney	Elway
11/3	L 20-23	@ HOU	Kenney	Moon
11/10	L 28-36	PIT	Kenney	Woodley
11/17	L 3-31	@ SF	Kenney	Montana
11/24	W 20-7	IND	Blackledge	Kofler
12/1	L 6-24	@ SEA	Blackledge	Krieg
12/8	W 38-10	ATL	Blackledge	Archer
12/14	L 13-14	@ DEN	Blackledge	Elway
12/22	W 38-34	SD	Blackledge	Herrmann
	Home	Road	Neutral	Overall
Kenney	2-2	1-5	0-0	3-7
Blackledge	3-1	0-2	0-0	3-3

1986 (10-6)

Date	Result	Opp.	Chiefs QB	Opp. QB
9/7	W 24-14	CIN	Blackledge	Esiason
9/14	L 17-23	@ SEA	Blackledge	Krieg
9/21	W 27-13	HOU	Blackledge	Moon
9/28	W 20-17	@ BUF	Blackledge	Kelly
10/5	L 17-24	RAI	Blackledge	Wilson
10/12	L 7-20	@ CLE	Blackledge	Kosar
10/19	W 42-41	SD	Blackledge	Fouts
10/26	W 27-20	TB	Kenney	Young
11/2	W 24-23	@ SD	Kenney	Flick
11/9	W 27-7	SEA	Kenney	Gilbert
11/16	L 17-38	@ DEN	Kenney	Elway
11/23	L 14-23	@ STL	Kenney	Lomax
11/30	L 14-17	BUF	Kenney	Kelly
12/7	W 37-10	DEN	Blackledge	Elway
12/14	W 20-17	@ RAI	Kenney	Plunkett
12/21	W 24-19	@ PIT	Kenney	Malone

AFC Wild Card Playoff Game

12/28	L 15-35	@ NYJ	Blackledge	Ryan
	Home	Road	Neutral	Overall
Blackledge	4-1	1-2 (0-1)	0-0	5-3 (0-1)
Kenney	2-1	3-2	0-0	5-3

1987 (4-11)

Date	Result	Opp.	Chiefs QB	Opp. QB
9/13	W 20-13	SD	Blackledge	Fouts
9/20	L 14-43	@ SEA	Blackledge	Krieg
10/4	L 17-35#	@ RAI	Stevens	Evans
10/11	L 0-42#	@ MIA	Stevens	Mackey
10/18	L 17-26#	DEN	Hudson	Karcher
10/25	L 21-42	@ SD	Kenney	Fouts
11/1	L 28-31	@ CHI	Kenney	McMahon
11/8	L 16-17	PIT	Kenney	Malone
11/15	L 9-16	NYJ	Seurer	O'Brien
11/22	L 3-23	GB	Seurer	Majkowski
11/26	W 27-20	@ DET	Kenney	Long
12/6	L 27-30*	@ CIN	Kenney	Esiason
12/13	W 16-10	RAI	Kenney	Wilson
12/19	L 17-20	@ DEN	Kenney	Elway
12/27	W 41-20	SEA	Kenney	Krieg
	Home	Road	Neutral	Overall
Kenney	2-1	1-4	0-0	3-5
Blackledge	1-0	0-1	0-0	1-1
Seurer	0-2	0-0	0-0	0-2
Stevens	0-0	0-2	0-0	0-2#
Hudson	0-1	0-1	0-0	0-1#

1988 (4-11-1)

Date	Result	Opp.	Chiefs QB	Opp. QB
9/4	L 3-6	CLE	Kenney	Kosar
9/11	L 10-31	@ SEA	Kenney	Krieg
9/18	W 20-13	DEN	DeBerg	Elway
9/25	L 23-24	SD	DeBerg	Laufenberg
10/2	T 17-17*	@ NYJ	DeBerg	O'Brien
10/9	L 6-7	@ HOU	DeBerg	Carlson
10/16	L 17-27	RAI	DeBerg	Schroeder
10/23	L 6-7	DET	Kenney	Hilger
10/30	L 10-17	@ RAI	Kenney	Beuerlein
11/6	L 11-17	@ DEN	Kenney	Elway
11/13	W 31-28	CIN	DeBerg	Esiason
11/20	W 27-24	SEA	DeBerg	Krieg
11/27	L 10-16	@ PIT	DeBerg	Brister
12/4	W 38-34	NYJ	DeBerg	Ryan
12/11	L 12-28	@ NYG	DeBerg	Simms
12/18	L 13-24	@ SD	DeBerg	Malone
	Home	Road	Neutral	Overall
DeBerg	4-2	0-4-1	0-0	4-6-1
Kenney	0-2	0-3	0-0	0-5

9/16	L 7-17	@ HOU	DeBerg	Moon
9/22	W 20-12	SEA	DeBerg	Kemp
9/29	W 14-13	@ SD	DeBerg	Friesz
10/7	W 33-6	BUF	DeBerg	Kelly
10/13	W 42-7	MIA	DeBerg	Marino
10/20	L 16-19	@ DEN	DeBerg	Elway
10/28	W 24-21	RAI	DeBerg	Schroeder
11/10	W 27-20	@ RAMS	DeBerg	Everett
11/17	L 20-24	DEN	DeBerg	Elway
11/24	L 15-20	@ CLE	DeBerg	Kosar
12/1	W 19-6	@ SEA	DeBerg	Krieg
12/8	W 20-17*	SD	DeBerg	Friesz
12/14	L 14-28	@ SF	Vlasic	Bono
12/22	W 27-21	@ RAI	DeBerg	Marinovich

AFC Wild Card Playoff Game

12/28	W 10-6	RAI	DeBerg	Marinovich
-------	--------	-----	--------	------------

AFC Divisional Playoff Game

1/5	L 14-37	@ BUF	DeBerg	Kelly
	Home	Road	Neutral	Overall
DeBerg	6-2 (1-0)	4-3 (0-1)	0-0	10-5 (1-1)
Vlasic	0-0	0-1	0-0	0-1

1989 (8-7-1)

Date	Result	Opp.	Chiefs QB	Opp. QB
9/10	L 20-34	@ DEN	DeBerg	Elway
9/17	W 24-19	RAI	DeBerg	Schroeder
9/24	L 6-21	@ SD	DeBerg	McMahon
10/1	L 17-21	CIN	Jaworski	Schonert
10/8	W 20-16	@ SEA	Jaworski	Krieg
10/15	L 14-20	@ RAI	Jaworski	Schroeder
10/22	W 36-28	DAL	DeBerg	Walsh
10/29	L 17-23	@ PIT	DeBerg	Brister
11/5	W 20-10	SEA	Pelluer	Krieg
11/12	L 13-16	DEN	Pelluer	Elway
11/19	T 10-10*	@ CLE	Pelluer	Kosar
11/26	W 34-0	HOU	DeBerg	Moon
12/3	W 26-21	MIA	DeBerg	Marino
12/10	W 21-3	@ GB	DeBerg	Majkowski
12/17	L 13-20	SD	DeBerg	Tolliver
12/24	W 27-24	@ MIA	DeBerg	Marino
	Home	Road	Neutral	Overall
DeBerg	4-1	2-3	0-0	6-4
Jaworski	0-1	1-1	0-0	1-2
Pelluer	1-1	0-0-1	0-0	1-1-1

Date	Result	Opp.	Chiefs QB	Opp. QB
9/6	W 24-10	@ SD	Krieg	Gagliano
9/13	W 26-7	SEA	Krieg	Stouffer
9/20	L 20-23*	@ HOU	Krieg	Moon
9/28	W 27-7	RAI	Krieg	Marinovich
10/4	L 19-20	@ DEN	Krieg	Elway
10/11	W 24-17	PHI	Krieg	Cunningham
10/18	L 10-17	@ DAL	Krieg	Aikman
10/25	L 3-27	PIT	Krieg	O'Donnell
11/8	W 16-14	SD	Krieg	Humphries
11/15	W 35-16	SEA	Krieg	Rypien
11/22	W 24-14	@ WAS	Krieg	Stouffer
11/29	W 23-7	@ NYJ	Krieg	O'Brien
12/6	L 7-28	@ RAI	Krieg	Schroeder
12/13	W 27-20	NE	Krieg	Zolak
12/19	L 21-35	@ NYG	Krieg	Hostetler
12/27	W 42-20	DEN	Krieg	Elway

AFC Wild Card Playoff Game

1/2	L 0-17	@ SD	Krieg	Humphries
	Home	Road	Neutral	Overall
Krieg	7-1	3-5 (0-1)	0-0	10-6 (0-1)

1990 (11-5)

Date	Result	Opp.	Chiefs QB	Opp. QB
9/9	W 24-21	MIN	DeBerg	Wilson
9/17	L 23-24	@ DEN	DeBerg	Elway
9/23	W 17-3	@ GB	DeBerg	Majkowski
9/30	W 34-0	CLE	DeBerg	Kosar
10/7	L 19-23	@ IND	DeBerg	Trudeau
10/14	W 43-24	DET	DeBerg	Gagliano
10/21	L 7-19	@ SEA	DeBerg	Krieg
11/4	W 9-7	RAI	DeBerg	Schroeder
11/11	L 16-17	SEA	DeBerg	Krieg
11/18	W 27-10	SD	DeBerg	Tolliver
11/25	W 27-24	@ RAI	DeBerg	Schroeder
12/2	W 37-7	@ NE	DeBerg	Hodson
12/9	W 31-20	DEN	DeBerg	Elway
12/16	L 10-27	HOU	DeBerg	Moon
12/23	W 24-21	@ SD	DeBerg	Tolliver
12/29	W 21-10	@ CHI	DeBerg	Tomczak
	Home	Road	Neutral	Overall
DeBerg	6-2	5-3 (0-1)	0-0	11-5 (0-1)

AFC First Round Playoff Game

1/5	L 16-17	@ MIA	DeBerg	Marino
-----	---------	-------	--------	--------

Date	Result	Opp.	Chiefs QB	Opp. QB
9/5	W 27-3	@ TB	Montana	DeBerg
9/12	L 0-30	@ HOU	Krieg	Moon
9/20	W 15-7	DEN	Montana	Elway
10/3	W 24-9	RAI	Montana	Evans
10/10	W 17-15	CIN	Krieg	Klinger
10/17	W 17-14	@ SD	Montana	Friesz
10/31	L 10-30	@ MIA	Montana	Mitchell
11/8	W 23-16	GB	Krieg	Farve
11/14	W 31-20	@ RAI	Krieg	Hostetler
11/21	L 17-19	CHI	Krieg	Harbaugh
11/28	W 23-7	BUF	Montana	Kelly
12/5	W 31-16	@ SEA	Montana	Mirer
12/12	L 21-27	@ DEN	Montana	Elway
12/19	W 28-24	SD	Montana	Humphries
12/26	L 10-30	@ MIN	Montana	McMahon
1/2	W 34-24	SEA	Montana	Mirer

AFC Wild Card Playoff Game

1/8	W 27-24*	PIT	Montana	O'Donnell
-----	----------	-----	---------	-----------

AFC Divisional Playoff Game

1/16	W 28-20	@ HOU	Montana	Moon
------	---------	-------	---------	------

AFC Championship Game

1/23	L 13-30	@ BUF	Montana	Kelly
	Home	Road	Neutral	Overall
Montana	5-0 (1-0)	3-3 (1-1)	0-0	8-3 (2-1)
Krieg	2-1	1-1	0-0	3-2

1991 (10-6)

Date	Result	Opp.	Chiefs QB	Opp. QB
9/1	W 14-3	ATL	DeBerg	Miller
9/8	L 10-17	NO	DeBerg	Hebert

HISTORY

1994 (9-7)

Date	Result	Opp.	Chiefs QB	Opp. QB
9/4	W 30-17	@ NO	Montana	Everett
9/11	W 24-17	SF	Montana	Young
9/18	W 30-10	@ ATL	Montana	George
9/25	L 0-16	RAMS	Montana	Chandler
10/9	L 6-20	@ SD	Montana	Humphries
10/17	W 31-28	@ DEN	Montana	Elway
10/23	W 38-23	SEA	Montana	Mirer
10/30	L 10-44	@ BUF	Montana	Kelly
11/6	W 13-3	RAI	Montana	Hostetler
11/13	L 13-14	SD	Montana	Humphries
11/20	W 20-13	CLE	Montana	Rypien
11/27	L 9-10	@ SEA	Montana	Mirer
12/4	L 17-20*	DEN	Bono	Elway
12/12	L 28-45	@ MIA	Bono	Marino
12/18	W 31-9	HOU	Montana	Tolliver
12/4	W 19-9	@ OAI	Montana	Hostetler

AFC Wild Card Playoff Game

Date	Result	Opp.	Chiefs QB	Opp. QB
12/31	L 17-27	@ MIA	Montana	Marino
			Home	Road
Montana	5-2	4-3 (0-1)	0-0	9-5 (0-1)
Bono	0-1	0-1	0-0	0-2

1995 (10-3)

Date	Result	Opp.	Chiefs QB	Opp. QB
9/3	W 34-10	@ SEA	Bono	Mirer
9/10	W 20-17*	NYG	Bono	Brown
9/17	W 23-17*	OAK	Bono	Hostetler
9/24	L 17-35	@ CLE	Bono	Testaverde
10/1	W 24-3	@ ARZ	Bono	Krieg
10/9	W 29-23*	SD	Bono	Humphries
10/15	W 31-26	NE	Bono	Bledsoe
10/22	W 21-7	@ DEN	Bono	Elway
11/5	W 24-3	WAS	Bono	Frerotte
11/12	W 22-7	@ SD	Bono	Humphries
11/19	W 20-13	HOU	Bono	Chandler
11/23	L 12-24	@ DAL	Bono	Aikman
12/3	W 29-23	@ OAK	Bono	Evans
12/11	L 6-13	@ MIA	Bono	Marino
12/17	W 20-17	DEN	Bono	Elway
12/24	W 26-3	SEA	Bono	Friesz

AFC Divisional Playoff Game

Date	Result	Opp.	Chiefs QB	Opp. QB
1/7	L 7-10	IND	Bono	Harbaugh
			Home	Road
Bono	8-0 (0-1)	5-3	0-0	13-3

1996 (9-7)

Date	Result	Opp.	Chiefs QB	Opp. QB
9/1	W 20-19	@ HOU	Bono	Chandler
9/8	W 19-3	OAK	Bono	Hoibt
9/15	W 35-17	@ SEA	Bono	Mirer
9/22	W 17-14	DEN	Bono	Elway
9/29	L 19-22	@ SD	Bono	Humphries
10/7	L 7-17	PIT	Bono	Tomczak
10/17	W 34-16	SEA	Bono	Friesz
10/27	L 7-34	@ DEN	Bono	Elway
11/3	W 21-6	@ MIN	Bono	Johnson
11/10	W 27-20	GB	Bono	Favre
11/17	W 14-10	CHI	Bono	Krieg
11/24	L 14-28	SD	Bono	Humphries
11/28	W 28-24	@ DET	Gannon	Mitchell
12/9	L 7-26	@ OAK	Gannon	Hostetler
12/15	L 19-24	IND	Gannon	Harbaugh
12/22	L 9-20	@ BUF	Bono	Kelly
			Home	Road
Bono	5-2	3-3	0-0	8-5
Gannon	0-1	1-1	0-0	1-2

1997 (13-3)

Date	Result	Opp.	Chiefs QB	Opp. QB
8/31	L 3-19	@ DEN	Grbac	Elway
9/8	W 28-27	@ OAK	Grbac	George
9/14	W 22-16	BUF	Grbac	Collins
9/21	W 35-14	@ CAR	Grbac	Collins
9/28	W 20-17*	SEA	Grbac	Moon
10/5	L 14-17	@ MIA	Grbac	Marino
10/16	W 31-3	SD	Grbac	Humphries
10/26	W 28-20	@ STL	Grbac	Banks
11/3	W 13-10	PIT	Grbac	Stewart
11/9	L 10-24	@ JAX	Gannon	Brunell
11/16	W 24-22	DEN	Gannon	Elway
11/23	W 19-14	@ SEA	Gannon	Moon
11/30	W 44-9	SF	Gannon	Young
12/7	W 30-0	OAK	Gannon	George
12/14	W 29-7	@ SD	Gannon	Whelihan
12/21	W 25-13	NO	Grbac	Hoibt

AFC Divisional Playoff Game

Date	Result	Opp.	Chiefs QB	Opp. QB
1/4	L 10-14	DEN	Grbac	Elway
			Home	Road
Grbac	5-0 (0-1)	3-2	0-0	8-2
Gannon	3-0	2-1	0-0	5-1

1998 (7-9)

Date	Result	Opp.	Chiefs QB	Opp. QB
9/6	W 28-8	OAK	Grbac	George
9/13	L 16-21	@ JAX	Gannon	Brunell
9/20	W 23-7	SD	Gannon	Leaf
9/27	W 24-21	@ PHI	Gannon	Peele
10/4	W 17-6	SEA	Gannon	Moon
10/11	L 10-40	@ NE	Grbac	Bledsoe
10/26	L 13-20	PIT	Grbac	Stewart
11/1	L 17-20	NYJ	Grbac	Testaverde
11/8	L 12-24	@ SEA	Grbac	Moon
11/16	L 7-30	DEN	Gannon	Brister
11/22	L 37-38	@ SD	Gannon	Whelihan
11/29	W 34-24	ARZ	Gannon	Plummer
12/6	L 31-35	@ DEN	Gannon	Elway
12/13	W 20-17	DAL	Gannon	Aikman
12/20	L 7-28	@ NYG	Gannon	Graham
12/26	W 31-24	@ OAK	Grbac	Wilson

AFC Divisional Playoff Game

Date	Result	Opp.	Chiefs QB	Opp. QB
Grbac	1-2	1-2	0-0	2-4
Gannon	4-1	1-4	0-0	5-5

1999 (9-7)

Date	Result	Opp.	Chiefs QB	Opp. QB
9/12	L 17-20	@ CHI	Grbac	Matthews
9/19	W 26-10	DEN	Grbac	Griese
9/26	W 31-21	DET	Grbac	Batch
10/3	L 14-21	@ SD	Grbac	Harbaugh
10/10	W 16-14	NE	Grbac	Bledsoe
10/21	W 35-8	@ BAL	Grbac	Case
10/31	W 34-0	SD	Grbac	Kramer
11/7	L 17-25	@ IND	Grbac	Manning
11/14	L 10-17	@ TB	Grbac	Dilfer
11/21	L 19-30	SEA	Grbac	Kitna
11/28	W 37-34	@ OAK	Grbac	Gannon
12/5	W 16-10	@ DEN	Grbac	Griese
12/12	W 31-28	MIN	Grbac	George
12/18	W 35-19	PIT	Grbac	Tomczak
12/26	L 14-23	@ SEA	Grbac	Kitna
1/2	L 38-41*	OAK	Grbac	Gannon
			Home	Road
Grbac	6-2	3-5	0-0	9-7

2000 (7-9)

Date	Result	Opp.	Chiefs QB	Opp. QB
9/3	L 14-27	IND	Grbac	Manning
9/10	L 14-17*	@ TEN	Grbac	McNair
9/17	W 42-10	SD	Grbac	Moreno
9/24	W 23-22	@ DEN	Grbac	Frerotte
10/2	W 24-17	SEA	Grbac	Kilna
10/15	L 17-20	OAK	Grbac	Gannon
10/22	W 54-34	STL	Grbac	Warner
10/29	W 24-19	@ SEA	Grbac	Kilna
11/5	L 31-49	@ OAK	Grbac	Gannon
11/12	L 7-21	@ SF	Grbac	Garcia
11/19	L 17-21	BUF	Grbac	Johnson
11/26	L 16-17	@ SD	Moon	Leaf
12/4	L 24-30	@ NE	Grbac	Bledsoe
12/10	W 15-14	CAR	Grbac	Bueverlein
12/17	W 20-7	DEN	Grbac	Frerotte
12/24	L 13-29	@ ATL	Grbac	Chandler
		Home Road	Neutral	Overall
Grbac		5-3	2-5	0-0
Moon		0-0	0-1	0-0

2001 (6-10)

Date	Result	Opp.	Chiefs QB	Opp. QB
9/9	L 24-27	OAK	Green	Gannon
9/23	L 3-13	NYG	Green	Collins
9/30	W 45-13	@ WAS	Green	Banks
10/7	L 6-20	@ DEN	Green	Griese
10/14	L 17-20	PIT	Green	Stewart
10/21	L 16-24	@ ARZ	Green	Plummer
10/25	L 28-35	IND	Green	Manning
11/4	W 25-20	@ SD	Green	Flutie
11/11	L 7-27	@ NYJ	Green	Testaverde
11/25	W 19-7	SEA	Green	Hasselbeck
11/29	L 10-23	PHI	Green	McNabb
12/9	L 26-28	@ OAK	Green	Gannon
12/16	W 26-23*	DEN	Green	Frerotte
12/23	W 20-17	SD	Green	Flutie
12/30	W 30-26	@ JAX	Green	Brunell
1/6	L 18-21	@ SEA	Green	Dilfer
		Home Road	Neutral	Overall
Green		3-5	3-5	0-0

2002 (8-8)

Date	Result	Opp.	Chiefs QB	Opp. QB
9/8	W 40-39	@ CLE	Green	Holcomb
9/15	L 16-23	JAX	Green	Brunell
9/22	L 38-41*	@ NE	Green	Brady
9/29	W 48-30	MIA	Green	Fiedler
10/6	W 29-25	@ NYJ	Green	Pennington
10/13	L 34-35	@ SD	Green	Brees
10/20	L 34-37*	DEN	Green	Griese
10/27	W 20-10	OAK	Green	Gannon
11/10	L 13-17	@ SF	Green	Garcia

11/17	W 17-16	BUF	Green	Bledsoe
11/24	L 32-39	@ SEA	Green	Hasselbeck
12/1	W 49-0	ARZ	Green	Plummer
12/8	W 49-10	STL	Green	Martin
12/15	L 24-31	@ DEN	Green	Griese
12/22	W 24-22	SD	Green	Brees
12/28	L 0-24	@ OAK	Green	Gannon
		Home Road	Neutral	Overall
Green		6-2	2-6	0-0

2003 (13-3)

Date	Result	Opp.	Chiefs QB	Opp. QB
9/7	W 27-14	SD	Green	Brees
9/14	W 41-20	PIT	Green	Maddox
9/21	W 42-14	@ HOU	Green	Carr
9/28	W 17-10	@ BAL	Green	Boller
10/5	W 24-23	DEN	Green	Plummer
10/12	W 40-34*	@ GB	Green	Favre
10/20	W 17-10	@ OAK	Green	Gannon
10/26	W 38-5	BUF	Green	Bledsoe
11/9	W 41-20	CLE	Green	Holcomb
11/16	L 19-24	@ CIN	Green	Kilna
11/23	W 27-24	OAK	Green	Mirer
11/30	W 28-24	@ SD	Green	Brees
12/7	L 27-45	@ DEN	Green	Plummer
12/14	W 45-17	DET	Green	Harrington
12/20	L 20-45	@ MIN	Green	Culpepper
12/28	W 31-3	CHI	Green	Grossman

AFC Divisional Playoff Game

1/11	L 31-38	IND	Green	Manning
		Home Road	Neutral	Overall
Green		8-0 (0-1)	5-3	0-0

2004 (7-9)

Date	Result	Opp.	Chiefs QB	Opp. QB
9/12	L 24-34	@ DEN	Green	Plummer
9/19	L 17-28	CAR	Green	Delhomme
9/26	L 21-24	HOU	Green	Carr
10/4	W 27-24	@ BAL	Green	Boller
10/17	L 16-22	@ JAX	Green	Leftwich
10/24	W 56-10	ATL	Green	Vick
10/31	W 45-35	IND	Green	Manning
11/7	L 31-34	@ TB	Green	Griese
11/14	L 20-27	@ NO	Green	Brooks
11/22	L 19-27	NE	Green	Brady
11/28	L 31-34	SD	Green	Brees
12/5	W 34-27	@ OAK	Green	Collins
12/13	W 49-38	@ TEN	Green	Volek
12/19	W 45-17	DEN	Green	Plummer
12/25	W 31-30	OAK	Green	Collins
1/2	L 17-24	@ SD	Green	Flutie
		Home Road	Neutral	Overall
Green		4-4	3-5	0-0

KEY

* Overtime

Replacement Games
(Postseason Record)

** Double Overtime

OPPONENT QUARTERBACKS HIGHEST ALL-TIME WINNING PERCENTAGE

PLAYER	YEARS STARTED	STARTS	RECORD	WIN PCT.
1. Bubby Brister	1988-98	3	3-0	1.000
Jim Harbaugh	1993-99	3	3-0	1.000
Jim McMahon	1987-93	3	3-0	1.000
Phil Simms	1979-88	3	3-0	1.000
Vinny Testaverde	1995-01	3	3-0	1.000

Note: Minimum of three starts vs. Kansas City.

CHIEFS IN OTHER PRO LEAGUES



CFL CHIEFS



PLAYER	POSITION	CHIEFS YEARS	CFL TEAMS (YEARS)
Zenon Andrusyshyn	Punter	1978	Toronto (1971-77)
Jon Baker	Kicker	1999	Edmonton (1999)
Horace Belton	Running Back	1978-81	Montreal (1977)
Jerry Blanton	Defensive End	1979-85	Hamilton (1978)
Marc Boerigter	Wide Receiver	2002-04	Calgary (2000-01)
Juran Bolden	Cornerback	1999	Winnipeg (1995)
Vaughn Booker	Defensive End	1994-97	Winnipeg (1992-93)
Max Boydston	End	1960-61	Hamilton (1959)
Bob Bryant	End	1960	Calgary (1952-53)
Bruce Clark	Defensive End	1989	Toronto (1980-81)
Tom Clements	Quarterback	1980	Ottawa (1975-78), Hamilton (1979), Saskatchewan (1979)
Ray Collins	Defensive Tackle	1960-61	Saskatchewan (1953), Hamilton (1955)
Jerry Cornelison	Tackle	1960-65	Saskatchewan (1958)
Cotton Davidson	Quarterback/Punter	1960-61	Calgary (1958)
Charlie Diamond	Tackle	1960-63	British Columbia (1959)
Tom Dimmick	Center	1960	Hamilton (1957)
Al Dotson	Defensive Tackle	1979	Winnipeg (1971)
Cornelius Dozier	Defensive End	1987	Ottawa (1987)
Randy Duncan	Quarterback	1961	British Columbia (1959-60)
Jitter Fields	Kick Returner	1987	Saskatchewan (1985)
Tom Flores	Quarterback	1969	Calgary (1958)
Don Flynn	Defensive Back	1960-61	Edmonton (1958)
Jim Fraser	Linebacker	1965	Hamilton (1959)
Trent Green	Quarterback	2001-04	British Columbia (1994)
Bob Grupp	Punter	1979-81	Calgary (1977)
Eric Harris	Cornerback	1980-82	Toronto (1977-79)
Sherrill Headrick	Linebacker	1960-67	British Columbia (1959)
Pat Holmes	Defensive End	1973	Calgary (1962-65)
Joe Horn	Wide Receiver	1996-99	Memphis (1995)
Curtis Jackson	Wide Receiver	2002-03	Hamilton (1999)
Keyvan Jenkins	Running Back	1988	British Columbia (1984-86)
Dick Johnson	End	1963	British Columbia (1960-61)
Reggie Jones	Wide Receiver	2001	Saskatchewan (1999)
Jason Kaiser	Cornerback	1998	Hamilton (1996-97)
Skip Lane	Cornerback/Safety	1984	Ottawa (1984)
Curt Merz	Guard/Def. End	1962-68	Ottawa (1960)
Warren Moon	Quarterback	1999-00	Edmonton (1978-83)
Gary Moten	Linebacker	1987	Winnipeg (1985), Saskatchewan (1986), Toronto (1986-87)
Yo Murphy	Wide Receiver	2002	British Columbia (1993-96)
Kenny Parker	Cornerback	1984	British Columbia (1980-83)
Horace Perkins	Cornerback	1979	Saskatchewan (1978)
Jeff Smith	RB/Kick Ret.	1985-86	Toronto (1984)
Patrick Swoopes	Nose Tackle	1991	Hamilton (1988)
Bennie Thompson	Safety	1992-93	Winnipeg (1986-88)
Billy Joe Tolliver	Quarterback	1997	Shreveport (1995)
R-Kal Truluck	Defensive End	2002-03	Saskatchewan (1998-00)
Lawrence Tynes	Kicker	2004	Ottawa (2002-03)
Tamarick Vanover	Wide Receiver	1985-99	Las Vegas (1994)
John Walker	Defensive Tackle	1987	Saskatchewan (1987)
Jim Wolf	Defensive Tackle	1976	Toronto (1975)
Duane Wood	Defensive Back	1960-64	Hamilton (1959-60)
Felix Wright	Safety	1993	Hamilton (1982-84)

Note: Includes all players who are listed on Kansas City's all-time roster on pages 382-395 who played in the CFL prior to joining the Chiefs. Does not include players who went to the CFL after playing in Kansas City.

Bold Denotes Active Chiefs Players.



NFL EUROPE/WORLD LEAGUE CHIEFS



PLAYER	POSITION	CHIEFS YRS.	NFL EUROPE TEAM	EUROPE YRS.
Louie Aguiar	P	1994-98	Barcelona Dragons	1991
Darnell Alford	G	2000-02	Berlin Thunder	2002
Tom Barndt	G	1996-99	Scottish Claymores	1996
Matt Blundin	QB	1992-95	Scottish Claymores	1995
Steve Cheek	P	2004	Berlin Thunder	2003
			Cologne Centurions	2004
Scott Connot	S	2004	Amsterdam Admirals	2005
Willie Davis	WR	1991-95	Orlando Thunder	1992
Mike Elkins	QB	1989-90	Sacramento Surge	1991
Clint Finley	S	2002-03	Berlin Thunder	2003
Joe Germaine	QB	2001	Barcelona Dragons	2002
Dante Hall	WR	2000-04	Scottish Claymores	2001
Corey Harris	CB	2001-03	Rhein Fire	2001
Chris Horn	WR	2003-04	Amsterdam Admirals	2004
Jonathan Ingram	C	2004	Frankfurt Galaxy	2004
Fred Jones	LB	2003	Frankfurt Galaxy	2003
Reggie Jones	WR	1997	England Monarchs	1997
Sean LaChapelle	WR	1996	Scottish Claymores	1996
Sean Manuel	TE	1998	England Monarchs	1996
Mike Maslowski	LB	1999-04	Barcelona Dragons	1999
Steve Matthews	QB	1995-96	Scottish Claymores	1996
Norris McCleary	DT	2000-01	Frankfurt Galaxy	2002
Pellom McDaniels	DT	1993-98	Birmingham Fire	1991-92
Nick Murphy	P	2004	Barcelona Dragons	2003
			Scottish Claymores	2004
Anthony Parker	CB	1991	N.Y./N.J. Knights	1991
Ty Parten	DT	1997-99	Scottish Claymores	1996
Joe Perez	WR	2000	Rhein Fire	2001
Willie Pile	S	2004	Amsterdam Admirals	2004
Ted Popson	TE	1997-98	England Monarchs	1992
Bryan Proby	DT	1995	Scottish Claymores	1996
Jonathan Quinn	QB	2002-03	Berlin Thunder	2001
Terdell Sands	DT	2001	Berlin Thunder	2002
Rich Scanlon	LB	2004	Berlin Thunder	2005
Montique Sharpe	DT	2003	Berlin Thunder	2004
Tracy Simien	LB	1991-97	Montreal Machine	1991
Jeff Smith	C	1997-99	Scottish Claymores	1997
Marcus Spears	T	1997-03	Amsterdam Admirals	1996
Gary Stills	LB/DE	1999-04	Frankfurt Galaxy	2001
Tommie Stowers	TE	1994	Orlando Thunder	1992
Willy Tate	TE	1998	Scottish Claymores	1996, '98
Keith Traylor	DT	1995-96	Barcelona Dragons	1995
Lawrence Tynes	K	2004	Scottish Claymores	2002
Joe Valerio	T	1991-95	Birmingham Fire	1991
LaShaun Ward	WR	2003	Berlin Thunder	2004
Thomas Washington	DT	2000	Berlin Thunder	2001
Brian Waters	G	2000-04	Berlin Thunder	2000
Ted White	QB	1999	Frankfurt Galaxy	2000
Donald Willis	G	2000-04	Amsterdam Admirals	1996

Note: Includes NFL Europe or World League players who are listed on the Chiefs all-time roster on pages 382-395.

HISTORY



CURRENT CHIEFS WITH USFL TIES



INDIVIDUAL

Carl Peterson
Bill Kuharich
Chuck Cook
Bob Moore
Irv Eatman
Ron Hudson
Bruce Lemmerman

USFL TEAM

Stars
Stars
Wranglers
Stars
Stars (player)
Showboats
Express

CHIEFS POSITION

President
Director of Pro Personnel
Director of College Scouting
Director of Public Relations
Asst. Offensive Line Coach
Pro Personnel Assistant
Regional Scout/Scouting Coordinator

ALL-TIME MANAGEMENT/SUPPORT STAFF



**Lamar
Hunt**

PRESIDENT

Lamar Hunt 1960-76
Jack Steadman 1977-88
Carl Peterson 1989-04

GENERAL MANAGER

Don Rossi 1960
Jack Steadman 1960-76
Jim Schaaf 1977-88
Carl Peterson 1989-04



**Jack
Steadman**

ASST.

GENERAL MANAGER

Jim Schaaf 1968-76
Denny Thum 1989-04

ADMINISTRATION

Don Steadman 1984-88
Tim Connolly 1989-95
Dennis Watley 1996-03



**Whitey
Dovell**

DIRECTOR OF PLAYER PERSONNEL

Will Walls 1960-61
Don Klosterman 1962-65
Tommy O'Boyle 1966-74
Les Miller 1975-87
Whitey Dovell 1988-91
Lynn Stiles 1992-96
Terry Bradley 1997-00
Lynn Stiles 2001-04



**Jim
Schaaf**

TREASURER

Ron Combast 1963-80
Roger Peyton 1981-82
Randy Cooper 1983-85
Bob Tamasi 1986-89
Dale Young 1990-04



**Ron
Combast**

HEAD ATHLETIC TRAINER

Wayne Rudy 1960-83
Dave Kendall 1984-04

EQUIPMENT MANAGER

Bobby Yarborough 1960-66
Glen Doran 1967
Bobby Yarborough 1968-82
Jon Phillips 1983-88
Mike Davidson 1989-04



**Bobby
Yarborough**

FILM/VIDEO DIRECTOR

Rusty Nail 1976
Mike Dennis 1977-95
John Wuehrmann 1996-00
Mike Portz 2001-04



**Les
Miller**

DIRECTOR OF PUBLIC RELATIONS

Bob Halford 1960-64
Roger Valdiserri 1965-66
Jim Schaaf 1967-68
Bill Hamilton 1969-71
Bob Sprenger 1972-86
Gary Heise 1987-88
Bob Moore 1989-04



**Wayne
Rudy**

TICKET MANAGER

Paul Vickery 1960-62
Bob Wachter 1963-71
Ken Young 1972-73
Joe Mazza 1974-86
Phil Youtsey 1987-94
Doug Hopkins 1995-04



**Phil
Youtsey**

DIRECTOR OF STADIUM OPERATIONS

Bob Wachter 1968-88
Bill Dickerson 1989-90
Jeff Klein 1991-96
Steve Schneider 1997-04



**Bob
Wachter**

DIRECTOR OF SALES/ MARKETING

David Smith 1976-84
Mitch Wheeler 1985-89
Dennis Watley 1990-95
Wallace Bennett 1996-04

NFL MAN OF THE YEAR AWARD



The Walter Payton NFL Man of the Year Award is the only NFL award that recognizes a player's off-the-field community service, as well as his playing excellence. Four Chiefs players have won this prestigious accolade since its inception in '70, a total matched only by the Chicago Bears. Every year, the accomplishments of the 32 finalists for the Walter Payton Man of the Year award – one from each NFL team – are reviewed by a blue-ribbon panel that includes Commissioner Paul Tagliabue, former NFL greats, the previous season's Man of the Year winner, as well as Connie Payton, widow of Walter Payton, whose honor the award was renamed after in '99. G Will Shields became the latest member of the Chiefs to earn this honor. His "Will to Succeed Foundation" was presented with a \$25,000 impact grant from the NFL for his efforts. Man of the Year honorees receive the distinctive Gladiator statue, an original art creation by the noted sculptor, Daniel Schwartz. All four Chiefs winners are pictured being presented with the Gladiator statue by Chiefs Founder Lamar Hunt.

Willie Lanier (1972) – Following his selection as the '72 Man of the Year, five \$4,000 college scholarships were presented in Lanier's name ... Was actively involved in a campaign to prevent drug abuse and attended the President's Drug Abuse Council in Washington, D.C. in '71 ... "Drugs are one of the worst things that could happen to a potential genius or a mind of someone who could offer a lot to society," Lanier said in '72 ... Played a prominent role with the American Cancer Society in Kansas City and was Chairman of a \$100,000 capital campaign for the Boys & Girls Clubs of Greater Kansas City ... Has awarded \$375,000 in scholarships to public school students in Richmond, Virginia dating back to '86.






Len Dawson (1973) – Selected by a vote of NFL fans as the '73 Man of the Year ... Said Dawson at the time, "If we have the opportunity, we can't turn our backs on people. We can do two things with children – help them or hinder them. I want to help." ... Was actively involved in numerous charitable endeavors, including the March of Dimes and the Missouri Driving Safety Program ... Served as the '72 Missouri Chairman for the "I Quit" anti-smoking campaign sponsored by the American Cancer Society ... Was also a longtime chairman of the Chiefs Huddle Club which sponsored various youth activities ... Every year since '77 he has awarded the "Len Dawson Scholarship" to a Kansas City area high school senior.

Derrick Thomas (1993) – Through his "Third and Long Foundation" helped promote children's literacy in Kansas City ... Started an inner-city reading program and read to children at local libraries each Saturday prior to home games ... Was designated by President George H.W. Bush as the "832nd point of light" ... Also selected as the winner of the Byron "Whizzer" White Humanitarian Award in '95 by the NFL Players Association ... Thomas' father Air Force Captain Robert Thomas was shot down on a B-52 mission in Vietnam, leading Thomas to become an avid supporter of veterans and military personnel. He was the recipient of the Veterans of Foreign Wars Hall of Fame Award in '99.



Will Shields (2003) – Formed the "Will to Succeed Foundation" with his wife Senia in '93. To date, the foundation has benefited more than 90,000 individuals ... Primary foundation benefactors include children's agencies, centers for abused and neglected women and children ... The foundation also promotes literacy and creativity initiatives ... Was the inaugural winner of *Pro Football Weekly's* Arthur S. Arkush Humanitarian Award in '99 and was named the 2001 NFL Good Guy of the Year by *The Sporting News* ... The Shields are also members of the Mid-America Education Hall of Fame and were the first NFL couple recognized for their charitable efforts by The Citizenship Through Sports Alliance.

CHIEFS IN THE PRO FOOTBALL HALL OF FAME



HONORS



Lamar
HUNT
Founder • 1960-present



Southern Methodist
Foolish Club (1959)

Chiefs Hall of Fame (1970)
Pro Football Hall of Fame (1972)

Founded the American Football League in '59 and served as the league's first President ... Was the first AFL figure to be inducted into the Pro Football Hall of Fame on July 29, 1972 ... Described as the "architect, designer and builder of an impossible dream" by his Hall of Fame presenter, William Sullivan ... His Dallas Texans took the field as one of the AFL's charter franchises in '60 and became the Kansas City Chiefs in '63 ... Served as a principal figure in the negotiations that resulted in the AFL-NFL merger which was announced in '66 and fully completed in '70 ... Played a pivotal role in designing the league's current playoff format, as well as the adoption of the old AFL two-point conversion rule into NFL play in '94 ... Holds the post of the President of the American Football Conference ... Since '84, the AFC Championship Game trophy has carried his name ... Has seen the Chiefs win three AFL titles ('62, '66 and '69), as well as a Lombardi Trophy from Super Bowl IV ... Is credited with accidentally putting the name "Super Bowl" on the NFL's championship game ... Graduated from Southern Methodist University in '56 with a B.S. in Geology ... Was a reserve end on SMU's football team ... He and his wife, Norma, reside in Dallas and have four children, Lamar Jr., Sharron Munson, Clark and Daniel ... Born August 2, 1932 in El Dorado, Arkansas.

Lamar Hunt Eight-Time Hall of Famer

Year	Hall of Fame	Location	Year	Hall of Fame	Location
1970	Chiefs	Kansas City, MO	1993	International Tennis	Newport, RI
1972	Pro Football	Canton, OH	1995	Missouri Sports	Springfield, MO
1982	U.S. Soccer	Oneonta, NY	1997	Texas Business	Houston, TX
1984	Texas Sports	Waco, TX	2004	KC Business	Kansas City, MO



THE LAMAR HUNT TROPHY

The Lamar Hunt Trophy is presented annually to the winner of the American Football Conference Championship Game. The trophy, which was designed by Don Weller, features a bas-relief action frieze developed by Merv Coming. It has a black walnut wood base with an engraved bronze faceplate. The AFC monogram is cast in bronze with a high-gloss front and back and a soft satin finish on the top and sides.

The frieze is a classic football action cast in heavy silver plate. The trophy was authorized by NFL club presidents in '83 and was first presented to Miami following the '84 season.



HUNT'S PRO FOOTBALL RECORD



REGULAR SEASON				POSTSEASON			
Year	W	L	T	Year	W	L	
1960	8	6	0	1983	6	10	0
1961	6	8	0	1984	8	8	0
1962	11	3	0	1985	6	10	0
1963	5	7	2	1986	10	6	0
1964	7	7	0	1987	4	11	0
1965	7	5	2	1988	4	11	1
1966	11	2	1	1989	8	7	1
1967	9	5	0	1990	11	5	0
1968	12	2	0	1991	10	6	0
1969	11	3	0	1992	10	6	0
1970	7	5	2	1993	11	5	0
1971	10	3	1	1994	9	7	0
1972	8	6	0	1995	13	3	0
1973	7	5	2	1996	9	7	0
1974	5	9	0	1997	13	3	0
1975	5	9	0	1998	7	9	0
1976	5	9	0	1999	9	7	0
1977	2	12	0	2000	7	9	0
1978	4	12	0	2001	6	10	0
1979	7	9	0	2002	8	8	0
1980	8	8	0	2003	13	3	0
1981	9	7	0	2004	7	9	0
1982	3	6	0				
Totals 356 308 12				Totals 8 12			

78

Bobby
BELL
Linebacker • 1963-74



Minnesota
Draft (No. 7 - 1963)

Chiefs Hall of Fame (1980)
Pro Football Hall of Fame (1983)

Considered by many as the greatest outside linebacker to ever play the game ... Became the first Chiefs player to be enshrined in the Pro Football Hall of Fame when he was presented by Hank Stram on July 30, 1983 ... Was just the fifth American Football League performer to be immortalized in Canton ... Superb athlete began his pro career as a defensive end because the Chiefs needed help at that position when he joined the club as a seventh-round draft choice in '63 ... Was moved to linebacker in '65, where he earned a spot in the AFL All-Star game or the Pro Bowl each of the next nine years ... Was named to the AFL's All-Time Team by the Pro Football Hall of Fame ... Starred on two AFL Championship teams, playing in Super Bowls I and IV ... Did not miss a contest during his 12-year career, playing in 168 consecutive games ... Intercepted 26 passes and recovered 15 fumbles ... Scored nine career TDs, including a 53-yard kickoff return ... His eight defensive touchdowns are the most of any player in franchise annals ... Versatile performer handled deep snapping on punts and kicks for the Chiefs ... Began his collegiate career as a quarterback at Minnesota ... Switched to defensive tackle as a sophomore and earned All-America honors at that position as both a junior and senior ... Received the Outland Trophy as college football's outstanding lineman in '62 ... Played on the College All-Star team that defeated the Green Bay Packers in '63 ... Is enshrined in the College Football (1991) and Missouri Sports Halls of Fame (1995) ... Was an all-state QB at Cleveland High School in Shelby, North Carolina ... Resides in Kansas City where he does marketing for Factory Motor Parts ... Born June 17, 1940 in Shelby, North Carolina.



HONORS

BELL'S PRO STATISTICS

	Games	No.	Yds.	Avg.	LG	TD	FUMBLE Recoveries
Chiefs Totals	168	26	479	18.4	61	6	15
Postseason	7	0	0	0.0	--	0	0

Additional Stats: Had one kickoff return for a 53-yard TD vs. Denver (11/27/69).

BELL'S PRO SCORES (9)

Date	Opponent	How Scored	Result
10/18/64	Buffalo	20-yard fumble return	L Kansas City 22, Buffalo 35
10/3/65	Boston	38-yard INT return	W Kansas City 27, Boston 17
10/16/66	Oakland	7-yard fumble return	L Kansas City 13, Oakland 34
9/9/67	@ Houston	32-yard INT return	W Kansas City 25, Houston 20
11/27/69	Denver	53-yard kickoff return	W Kansas City 31, Denver 17
11/8/70	Houston	45-yard INT return	W Kansas City 24, Houston 9
12/19/71	Buffalo	26-yard INT return	W Kansas City 22, Buffalo 9
12/3/72	Denver	61-yard INT return	W Kansas City 24, Denver 21
10/6/74	Denver	28-yard INT return	L Kansas City 14, Denver 17

REGULAR SEASON SINGLE GAME CAREER HIGHS

Interceptions: 2 at San Diego (12/8/68)
INT Return Yards: 61 vs. Denver (12/3/72)

Long INT Return: 61 vs. Denver (12/3/72)
Fumble Recoveries: 2 at N.Y. Titans (11/16/69)

63

Willie **LANIER**

Middle Linebacker • 1967-77



Morgan State
Draft (No. 2b - 1967)

Chiefs Hall of Fame (1985)
Pro Football Hall of Fame (1986)

A ferocious tackler who served as the intelligent and disciplined quarterback of the Chiefs vaunted defense, manning the club's middle linebacker post for 11 glorious seasons ... Presented by Lamar Hunt at the Pro Football Hall of Fame enshrinement ceremonies on August 2, 1986 ... Named to the NFL's 75th Anniversary Team in '94 ... Had the speed and agility to grab 27 career interceptions, good for the eighth-most in franchise annals ... His 18 fumble recoveries rank second in



club history ... A second-round draft choice in '67, he missed just five games during his pro career, which spanned 149 contests ... Played in two AFL All-Star games and six AFC-NFC Pro Bowls ... Named the Outstanding Defensive Player in the '72 Pro Bowl ... Helped the Chiefs to their only World Championship, a Super Bowl IV victory over Minnesota ... Became a starter four games into his rookie season ... Became the first Chiefs player to be named the NFL Man of the Year in '72 ... Is a member of both the Missouri Sports Hall of Fame (1999) and the College Football Hall of Fame (2000) ... Was a two-time Small College All-America pick at Morgan State, graduating with a B.S. in Administration ... Named MVP of the '66 Tangerine Bowl ... Attended Maggie L. Walker High School in Richmond, Virginia ... Lives in Richmond, where he is a Senior Vice President at Wachovia Securities ... Was nicknamed "Honey Bear" because he looked and acted friendly, but was ravenous on the field ... Born August 21, 1945 in Clover, Virginia.



NFL 75TH ANNIVERSARY TEAM



Linebackers

Dick Butkus	1965-73	Willie Lanier	1967-77
Jack Ham	1971-82	Ray Nitschke	1958-72
Ted Hendricks	1969-83	Lawrence Taylor	1981-93
Jack Lambert	1974-84		



LANIER'S PRO STATISTICS



	Games	INTERCEPTIONS					FUMBLE
		No.	Yds.	Avg.	LG	TD	Recoveries
Chiefs Totals	149	27	440	16.3	75	2	18
Postseason	5	2	26	13.0	17	0	0

Additional Stats: Had one kickoff return for one yard at San Diego (10/15/67).

LANIER'S PRO SCORES (3)

Date	Opponent	How Scored	Result
12/8/68	@ San Diego	75-yard INT Return	W Kansas City 40, San Diego 3
9/30/73	Oakland	17-yard INT Return	W Kansas City 16, Oakland 3
11/18/74	@ Denver	Safety, tackled Otis Armstrong	W Kansas City 42, Denver 34

REGULAR SEASON SINGLE GAME CAREER HIGHS

Interceptions: 2 vs. Denver (12/6/70)

Fumble Recoveries: 2 vs. Cincinnati (10/15/72)

INT Return Yards: 75 at San Diego (12/8/68)

vs. San Diego (12/16/73)

Long INT Return: 75 at San Diego (12/8/68)

16

Len **DAWSON** Quarterback • 1962-1975



Purdue
Free Agent (1962)

Chiefs Hall of Fame (1979)
Pro Football Hall of Fame (1987)

Heart and soul of the Texans/Chiefs franchise during his illustrious career ... Presented by Hank Stram during Canton enshrinement ceremonies on August 8, 1987 ... During his tenure as the team's field general, he helped make the Chiefs one of pro football's premier teams and wound up among the elite passers in the game's history ... Under his guidance, the Chiefs were perennial contenders and won the AFL Championships in '62, '66 and '69 ... Was MVP of Super Bowl IV when he directed Kansas City to a 23-7 win over the heavily-favored Minnesota Vikings ... Won the AFL passing title four times and still holds Chiefs career marks for pass attempts (3,696), completions (2,115), passing yards (28,507) and touchdowns (237) ... Started his pro career as a first-round draft pick of Pittsburgh in '57, then landed with Cleveland before being cut by the Browns on June 12, 1962 ... Was signed by the Texans as a free agent on July 2, 1962 ... Named to six AFL All-Star teams and one Pro Bowl squad ('72) ... Named AFL Player of the Year in '62 ... Started 158 regular season games for Kansas City, by far the most of any signal-caller in franchise history ... Led the AFL in passing four different seasons ('62, '64, '66 and '68) ... Paced the AFL in completion percentage eight times, including a string of six straight seasons from '64-69, the longest streak in NFL history ... Named the '73 NFL Man of the Year as pro football's outstanding player-citizen ... Retired on May 1, 1976 ... Was enshrined in the Missouri Sports Hall of Fame in '94 ... Led the Big Ten in passing and total offense for three seasons at Purdue ... Does color commentary on the Chiefs Fox Football Radio Network and is the sports anchor at KMBC-TV in Kansas City ... Nicknamed "Lenny the Cool" ... Born June 20, 1935 in Alliance, Ohio.



HONORS



DAWSON'S PRO STATISTICS



PASSING

Year	Team	G-S	Comp.				Yds.			TD		INT		LG	Rating
			Att.	Comp.	Yds.	Pct.	Att.	TD	Pct.	INT	Pct.				
1957	Pittsburgh	3-1	4	2	25	50.0	6.3	0	0.0	0	0.0	15	69.8		
1958	Pittsburgh	4-0	6	1	11	16.7	1.8	0	0.0	2	33.3	11	0.0		
1959	Pittsburgh	12-0	7	3	60	42.9	8.6	1	14.3	0	0.0	32	113.1		
1960	Cleveland	2-1	13	8	23	61.5	1.8	0	0.0	0	0.0	23	65.9		
1961	Cleveland	7-1	15	7	85	46.7	5.7	1	6.7	3	20.0	17	47.2		
1962	Dallas (AFL)	14-14	310	189	2,759	61.0	8.9	29	9.4	17	5.5	92	98.3		
1963	Kansas City	14-13	352	190	2,389	54.0	6.8	26	7.4	19	5.4	82	77.5		
1964	Kansas City	14-14	354	199	2,879	56.2	8.1	30	8.5	18	5.1	72	89.9		
1965	Kansas City	14-12	305	163	2,262	53.4	7.4	21	6.9	14	4.6	67	81.3		
1966	Kansas City	14-14	284	159	2,527	56.0	8.9	26	9.2	10	3.5	89	101.7		
1967	Kansas City	14-14	357	206	2,651	57.7	7.4	24	6.7	17	4.8	71	83.7		
1968	Kansas City	13-13	224	131	2,109	58.5	9.4	17	7.6	9	4.0	92	98.6		
1969	Kansas City	9-7	166	98	1,323	59.0	8.0	9	5.4	13	7.8	55	69.9		
1970	Kansas City	14-13	262	141	1,876	53.8	7.2	13	5.0	14	5.3	61	71.0		
1971	Kansas City	14-13	301	167	2,504	55.5	8.3	15	5.0	13	4.3	82	81.6		
1972	Kansas City	14-12	305	175	1,835	57.4	6.0	13	4.3	12	3.9	44	72.8		
1973	Kansas City	8-6	101	66	725	65.3	7.2	2	2.0	5	5.0	48	72.4		
1974	Kansas City	14-8	235	138	1,573	58.7	6.7	7	3.0	13	5.5	84	65.8		
1975	Kansas City	12-5	140	93	1,095	66.4	7.8	5	3.6	4	2.9	51	90.0		
Chiefs Totals	182-158	3,696	2,115	28,507	57.2	7.7	237	6.4	178	4.8	92	92.8			
Pro Total	210-161	3,741	2,136	28,711	57.1	7.7	239	6.4	183	4.9	92	82.6			
Postseason	8-8	188	107	1,497	56.9	8.0	7	3.7	8	4.3	63	77.1			

Regular Season Additional Stats: Had 294 carries for 1,293 yards (4.4 avg.) with nine TDs.

Postseason Additional Stats: Had 22 carries for 103 yards (4.7 avg.) with a long of 20 yards.

86

Buck **BUCHANAN**

Defensive Tackle • 1963-1975



Grambling

Chiefs Hall of Fame (1981)

Draft (No. 1 - 1963)

Pro Football Hall of Fame (1990)

Became the third member of the Chiefs feared defense of the '60s and '70s to enter the Pro Football Hall of Fame when he was presented by Hank Stram on August 4, 1990 ... The first overall selection in the '63 AFL Draft, the pick utilized to select Buchanan was acquired in the only trade ever personally orchestrated by Lamar Hunt as the Texans sent QB Cotton Davidson to Oakland ... The Raiders later drafted Hall of Fame G Gene Upshaw in '67 with the express purpose of blocking Buchanan, who became the prototype for future pro defensive linemen ... Combined perfect size (6-7, 270) with outstanding strength and deceptive speed (10.2 in the 100) ... Worked briefly as a defensive end during his rookie campaign before becoming a fixture at right defensive tackle ... Helped Kansas City win two AFL crowns and their only Super Bowl following the '69 season ... Had an eight-year stretch where he either went to the AFL All-Star game or the AFC-NFC Pro Bowl ... Was a unanimous All-AFL pick from '66-69 ... His teammates named him Chiefs MVP in '65 and '67 ... In '67 alone he batted down 16 passes at or behind the line of scrimmage ... Played in 182 career regular season games, including a stretch of 166 in a row ... Eddie Robinson, the legendary coach at Grambling where Buchanan was an NAIA All-America choice in '62, called him "the finest lineman I've ever seen." ... Played both offensive and defensive tackle at Grambling ... Enshrined in the College Football Hall of Fame in '96 ... Owned All-Pro Construction Company and All-Pro Advertising in Kansas City ... Was captain of both the football and basketball squads at Parker High School in Birmingham, Alabama ... Given name was "Junious," but was known as "Buck" ... Born September 10, 1940 in Gainesville, Alabama and died July 16, 1992 in Kansas City.



BUCK BUCHANAN • 1940-1992

"The first time I met him, I was impressed with his awesome size, speed and agility, but underneath it all, you came away impressed with a tremendous person, a great competitor and a terrific leader. He loved what he represented, his family and the Chiefs."

- Hank Stram • July 1992

HONORS



BUCHANAN'S PRO STATISTICS



	Games	INTERCEPTIONS					TD	FUMBLE	
		No.	Yds.	Avg.	LG	Recoveries			
Chiefs Totals	182	3	37	12.3	17	0	3		
Postseason	7	0	0	0.0	--	0	0		

Additional Stats: Had one kickoff return for no yards vs. N.Y. Jets (11/5/67).

BUCHANAN'S PRO SCORE (1)

Date	Opponent	How Scored	Result
12/8/68	@ San Diego	Safety, tackled Jon Brittenum	W Kansas City 40, San Diego 3

REGULAR SEASON SINGLE GAME CAREER HIGHS

Interceptions: 1, three times, last vs. Oakland (9/30/73)
INT Return Yards: 17 vs. Oakland (9/30/73)

Long INT Return: 17 vs. Oakland (9/30/73)
Fumble Recoveries: 1, three times, last at San Diego (10/27/74)

3

Jan STENERUD

Kicker • 1967-79



Montana State
Draft (Redshirt No. 3 - 1966)

Chiefs Hall of Fame (1992)
Pro Football Hall of Fame (1991)

The first pure placekicker to be inducted into the Hall of Fame ... Hank Stram presented Stenerud at enshrinement ceremonies in Canton on July 27, 1991 ... Regarded by many as the best placekicker in pro football history ... Named to the NFL's 75th Anniversary Team in '94 and the Super Bowl Silver Anniversary Team in '90 ... Played 19 NFL seasons with Kansas City ('67-79), Green Bay ('80-83) and Minnesota ('84-85) ... Ranks sixth on the league's all-time scoring list with 1,699 points and is fourth in career field goals made with 373 ... Played in 186 regular season games with Kansas City, the fourth-highest tally in team history ... Still owns or shares eight Chiefs records, including field goals attempted in a career (436)



and season (44), as well as consecutive games scoring field goals (16) ... Hit three field goals with a long of 48 yards in Super Bowl IV victory over the Vikings ... Played in 263 pro games and never missed one because of injury or illness ... Played in two AFL All-Star games and four AFC-NFC Pro Bowls ... Named the Outstanding Offensive Player in the '72 Pro Bowl ... Was selected by the Chiefs in the third round of the '66 AFL "Redshirt" Draft ... Attended Montana State University on a skiing scholarship ... Was an outstanding ski jumper in his native Norway ... Was also inducted into the Green Bay Packers Hall of Fame (1991) and the Missouri Sports Hall of Fame (1996) ... Is now director of business development for Howard Needles Tammen & Bergendoff, a Kansas City architectural firm ... Born November 26, 1942 in Fetsund, Norway.

HONORS



STENERUD'S PRO STATISTICS



SCORING

Year	Team	G-S	FGM	FGA	Pct.	LG	PATs	Points
1967	Kansas City	14-0	21	36	.583	54	45-45	108
1968	Kansas City	14-0	30	40	.750	52	39-40	129
1969	Kansas City	14-0	27	35	.771	54	38-38	119
1970	Kansas City	14-0	30	42	.714	55	26-26	116
1971	Kansas City	14-0	26	44	.591	54	32-32	110
1972	Kansas City	14-0	21	36	.583	50	32-32	95
1973	Kansas City	14-0	24	38	.632	47	21-23	93
1974	Kansas City	14-0	17	24	.708	50	24-26	75
1975	Kansas City	14-0	22	32	.688	51	30-31	96
1976	Kansas City	14-0	21	38	.553	52	27-33	90
1977	Kansas City	14-0	8	18	.444	37	27-28	51
1978	Kansas City	16-0	20	30	.667	46	25-26	85
1979	Kansas City	16-0	12	23	.522	46	28-29	64
1980	Green Bay	4-0	3	5	.600	40	3-3	12
1981	Green Bay	16-0	22	23	.917	53	35-36	101
1982	Green Bay	9-0	13	18	.722	48	25-27	64
1983	Green Bay	16-0	21	26	.808	48	52-52	115
1984	Minnesota	16-0	20	23	.870	54	30-31	90
1985	Minnesota	16-0	15	26	.577	49	41-43	86
Chiefs Totals		186-0	279	436	.640	55	394-409	1,231
Packers Totals		45-0	59	73	.808	53	115-118	292
Vikings Totals		32-0	35	49	.714	54	71-74	176
Pro Totals		263-0	373	558	.668	55	580-601	1,699
Postseason		7-0	13	21	.619	48	12-13	51



Hank
STRAM
 Head Coach • 1960-74



Purdue
 Free Agent (1960) Chiefs Hall of Fame (1987)
 Pro Football Hall of Fame (2003)

Guided the Texans/Chiefs on-field fortunes during the most glorious period in franchise history ... Entered the Hall of Fame on August 3, 2003 with Len Dawson serving as his presenter ... Commanded the club from '60-74, posting a regular season record of 124-76-10 (.614) ... Also compiled a 5-3 postseason mark ... Garnered a reputation as one of the game's most imaginative offensive minds ... Was credited with devising the moving pocket, the two-tight end offense and the stack defense ... Directed the franchise to three AFL titles and two Super Bowl appearances, including a 23-7 win vs. Minnesota in Super Bowl IV following the '69 season ... Put together a string of nine consecutive winning seasons from '65-73, compiling an 82-36 record over that span ... Was honored as either the AFL or AFC Coach of the Year four times: '62, '66, '68 and '70 ... Is enshrined in the Pro Football Hall of Fame along with five of his Chiefs players – LB Bobby Bell ('83), LB Willie Lanier ('86), QB Len Dawson ('87), DT Buck Buchanan ('90) and K Jan Stenerud ('91) ... Served two seasons as the Saints head coach from '76-77, giving him a career NFL regular season record of 131-97-10 ... Enshrined in the Missouri Sports Hall of Fame in '96 ... Was an assistant coach at the University of Miami before being named the Texans head coach ... Also served as a college assistant at Purdue, SMU and Notre Dame ... Won seven letters as an athlete at Purdue, three in football and four in baseball ... Known as "The Mentor" ... Born January 3, 1923 in Chicago, Illinois and died on July 4, 2005 in Covington, Louisiana.



HONORS



STRAM'S PRO COACHING RECORD



Year	Team	W	L	T	Pct.	Division Finish
1960	Dallas (AFL)	8	6	0	.571	2nd
1961	Dallas (AFL)	6	8	0	.429	2nd
1962	Dallas (AFL)	11	3	0	.786	1st
1963	Kansas City	5	7	2	.429	3rd
1964	Kansas City	7	7	0	.500	2nd
1965	Kansas City	7	5	2	.571	3rd
1966	Kansas City	11	2	1	.821	1st
1967	Kansas City	9	5	0	.643	2nd
1968	Kansas City	12	2	0	.857	2nd
1969	Kansas City	11	3	0	.786	2nd
1970	Kansas City	7	5	2	.571	2nd
1971	Kansas City	10	3	1	.750	1st
1972	Kansas City	8	6	0	.571	2nd
1973	Kansas City	7	5	2	.571	3rd
1974	Kansas City	5	9	0	.357	3rd
1976	New Orleans	4	10	0	.286	3rd
1977	New Orleans	3	11	0	.273	4th
Chiefs Totals		124	76	10	.614	
Saints Totals		7	21	0	.250	
Pro Totals		131	97	10	.571	

POSTSEASON

Year	Team	W	L	T	Pct.	Result
1962	Dallas (AFL)	1	0	0	1.000	AFL Champions
1966	Kansas City	1	1	0	.500	Lost in Super Bowl I
1968	Kansas City	0	1	0	.000	Lost in AFL Divisional Playoffs
1969	Kansas City	3	0	0	1.000	Super Bowl IV Champions
1971	Kansas City	0	1	0	.000	Lost in AFC Divisional Playoffs
Pro Totals		5	3	0	.625	

32

Marcus ALLEN

Running Back • 1993-97



Southern California Heisman Trophy (1981)
UFA (1993) Pro Football Hall of Fame (2003)

Regarded as one of the finest all-purpose performers in NFL history, playing the game with unparalleled class and professionalism ... Was presented in Canton on August 3, 2003 by his father, Harold "Red" Allen ... Signed with the Chiefs as an unrestricted free agent on June 9, 1993 ... Helped lead Kansas City to a 55-25 record and three AFC West titles in five seasons with the Chiefs ... Played in 222 regular season contests, the most of any running back in NFL history before retiring on April 9, 1998 ... Only Jerry Rice (208) and Emmitt Smith (175) own more career TDs than Allen (145) ... Ranks second in league annals with 123 rushing TDs, including 44 in a Chiefs uniform ... Is sixth in NFL history with 3,022 rushing attempts and ninth with 12,243 rushing yards ... His 17,654 scrimmage yards are the sixth-highest career tally in the league books ... Led the league with 1,759 rushing yards and 2,314 yards from scrimmage in '85 ... Enjoyed six Pro Bowl seasons, including one with the Chiefs in '93 ... Was named the MVP of Super Bowl XVIII after compiling 191 rushing yards ... Won Kansas City's MVP Award in both '93 and '95 ... Also threw six TD passes during his career ... Was the first player in NFL history to record 10,000 yards rushing and 5,000 yards receiving ... Claimed the Heisman Trophy as a senior at Southern California in '81 ... Entered the NFL with the Raiders as the 10th overall selection of the in the '82 NFL Draft ... Enshrined in both the College Football and Missouri Sports Halls of Fame in '91 ... Owns Marcus Allen's Broadway Ford in Kansas City and has served as an analyst for *The NFL Today* on CBS since '98 ... Was an All-America QB and DB at San Diego's Lincoln High School ... Nicknamed "Cutty" for his innate ability to make opponents miss ... Born March 26, 1960 in San Diego, California.



HONORS



ALLEN'S NFL STATISTICS



Year	Team	G-S	RUSHING					RECEIVING				
			No.	Yds.	Avg.	LG	TD	No.	Yds.	Avg.	LG	TD
1982	L.A. Raiders	9-9	160	697	4.4	53	11	38	401	10.6	51	3
1983	L.A. Raiders	16-14	266	1,014	3.8	19	9	68	590	8.7	36	2
1984	L.A. Raiders	16-16	275	1,168	4.2	52	13	64	758	11.8	92	5
1985	L.A. Raiders	16-16	380	1,759	4.6	61	11	67	555	8.3	44	3
1986	L.A. Raiders	13-10	208	759	3.6	28	5	46	453	9.8	36	2
1987	L.A. Raiders	12-12	200	754	3.8	44	5	51	410	8.0	39	0
1988	L.A. Raiders	15-15	223	831	3.7	32	7	34	303	8.9	30	1
1989	L.A. Raiders	8-5	69	293	4.2	15	2	20	191	9.6	26	0
1990	L.A. Raiders	16-15	179	682	3.8	28	12	15	189	12.6	30	1
1991	L.A. Raiders	8-2	63	287	4.6	26	2	15	131	8.7	25	0
1992	L.A. Raiders	16-0	67	301	4.5	21	2	28	277	9.9	40	1
1993	Kansas City	16-10	206	764	3.7	39	12	34	238	7.0	18	3
1994	Kansas City	13-13	189	709	3.8	36	7	42	349	8.3	38	0
1995	Kansas City	16-15	207	890	4.3	38	5	27	210	7.8	20	0
1996	Kansas City	16-15	206	830	4.0	35	9	27	270	10.0	65	0
1997	Kansas City	16-0	124	505	4.1	30	11	11	86	7.8	18	0
Raiders Totals		145-114	2,090	8,545	4.1	61	79	446	4,258	9.5	92	18
Chiefs Totals		77-53	932	3,698	4.0	39	44	141	1,153	8.2	65	3
Pro Totals		222-167	3,022	12,243	4.0	61	123	587	5,411	9.2	92	21
Postseason		16-15	267	1,347	5.0	74	11	53	530	10.0	46	2

Additional Stats: Completed 12 of 27 passes (44.4%) for 282 yards with six TDs, good for a 122.2 QB rating. Recovered a fumble in the end zone for a TD vs. Kansas City (10/9/83).

OTHER PRO FOOTBALL HALL OF FAMERS

Mike Webster, Center, 1989-90
Enshrined Pro Football Hall of Fame 1997

53



Concluded his storied 17-year NFL career with two seasons in Kansas City ('89-90), but will be remembered by most for his 15 seasons ('74-88) with the Pittsburgh Steelers ... Regarded by many as the greatest center to ever play the game ... Noted for not only his strength, toughness, and durability, but also his character ... A fifth-round draft pick of the Pittsburgh Steelers out of the University of Wisconsin in '74, went on to become one of the most dominating and durable offensive linemen of his era ... Played in 245 career games (207 starts), tying the NFL record for most contests ever played by a center ... Only five other players in league history have seen action in more games ... A member of Pittsburgh's teams which claimed wins in Super Bowls IX, X, XIII and XIV ... A nine-time Pro Bowler and six-time All-Pro selection ... Named to both the NFL's 75th Anniversary Team and the NFL's Silver Anniversary Super Bowl squad ... Born in Tomahawk, Wisconsin on March 18, 1952 and died in Pittsburgh, Pennsylvania on September 24, 2002.

19

Joe Montana, Quarterback, 1993-94
Enshrined Pro Football Hall of Fame 2000



Perhaps the finest quarterback ever to step under center in pro football history ...

Concluded his masterful 16-year NFL tenure with two playoff seasons in Kansas City ('93-94) ... Spent 14 seasons ('79-92) in San Francisco and guided the 49ers to wins in Super Bowls XVI, XIX, XXIII and XXIV, earning game MVP honors three times (XVI, XIX and XXIV) ... The NFL's Most Valuable Player in '89 ... Earned eight Pro Bowl bids and led the league in passing in both '87 and '89 ... The king of the late-game heroics, exhibited his "Montana Magic" with 31 career fourth-quarter comebacks ... In '93, guided the Chiefs to their first AFC West title since '71 with an 11-5 mark ... Led Kansas City on a remarkable playoff run in '93 which concluded in Kansas City's first-ever trip to the AFC Championship Game ... Also took the Chiefs to the playoffs in '94, throwing for 314 yards in his final NFL game, a 27-17 postseason loss at Miami ... Played in 192 regular season NFL games with 164 starts and started 23 career playoff games ... Retired April 18, 1995, and at that time ranked fourth in NFL history in passing yards (40,551), attempts (5,391) and TD passes (273) ... Named to NFL's 75th Anniversary All-Time Team ... Born in New Eagle, Pennsylvania on June 11, 1956.

Marv Levy, Head Coach, 1978-82
Enshrined Pro Football Hall of Fame 2001



Just the 11th modern-era head coach to be elected to the Pro Football Hall of Fame ... The only coach in NFL history to guide his squad to four consecutive Super Bowls ... Spent 16½ seasons as NFL head coach, compiling a 143-112 regular season record with the Chiefs and Bills ... Produced a 31-42 record with Kansas City from '78-82 ... Joined the Chiefs after serving a five-year stint as the head coach of the CFL's Montreal Alouettes ... After inheriting a team that was coming off a 2-12 season in '77, he installed a Wing-T offense with the Chiefs in '78 ... The club made steady improvement under his guidance, posting records of 4-12 in '78, 7-9 in '79 and 8-8 in '80 ... In '81, the Chiefs finished 9-7, marking the team's first winning campaign since '73 ... His final year in Kansas City was a strike-shortened 3-6 campaign in '82 ... A veteran of three professional leagues, served one year as head coach of the USFL's Chicago Blitz in '84 ... Took over the Buffalo Bills midway through the '86 season and produced a franchise-best 112-70 regular season record and an 11-8 postseason mark over the '86-97 campaigns ... Under his guidance, the Bills won six AFC East titles, claimed AFC Championships and represented the AFC in Super Bowls XXV, XXVI, XXVII and XXVIII ... Born in Chicago, Illinois on August 3, 1925.

Note: 2000 Pro Football Hall of Fame enshrinee Ronnie Lott never played in a regular season game for Kansas City, but retired as a member of the Chiefs in the '95 preseason.

FAST FACT

Kansas City is 24-6 (.800) vs. NFC foes at Arrowhead dating back to '90.



FAST FACT

The Chiefs have led the NFL in turnover ratio five times in the last 15 seasons ('90, '92, '95, '99 and 2003).



HONORS

CHIEFS HALL OF FAME

In tribute to those who have made outstanding contributions to the success of the Kansas City Chiefs Football Club, the team has established a Hall of Fame. New inductees are selected by a three-man committee, representing the Chiefs Booster Club, the area media and the Chiefs organization. The award is presented annually at the "101 Banquet." Seven members of the Chiefs Hall of Fame are also enshrines in the Professional Football Hall of Fame in Canton, Ohio.

Lamar Hunt, Founder, 1960-present

Inducted 1970

For bio, see pages 4-5 and 433

36

Mack Lee Hill, Running Back, 1964-65

Inducted 1971

Played running back with the Chiefs for two memorable seasons ('64-65) ... Died tragically while undergoing surgery after suffering a knee injury in the next-to-last game of the '65 season at Buffalo (12/12/65) ... Made the Chiefs roster in '64 as a rookie free agent out of Southern University and wound up as the team's second-leading rusher that season with 567 yards and four touchdowns on 105 carries ... Played in the AFL All-Star game after his rookie campaign ... Gained 627 yards, second-most on the team, in his second pro season ... Saw duty in just 27 career games ... Nicknamed "The Truck" ... His number 36 is retired ... Each year since '66, the Chiefs have annually presented the Mack Lee Hill Award to the team's top rookie or first-year performer ... Born on August 17, 1940 in Quincy, Florida and died on December 14, 1965 in Kansas City, Missouri.



HILL'S CHIEFS STATISTICS

Games	Rushing					Receiving				
	No.	Yds.	Avg.	LG	TD	No.	Yds.	Avg.	LG	TD
27	230	1,203	5.2	71	6	40	408	10.2	46	3

HONORS

Jerry Mays, Defensive Tackle/Defensive End, 1961-70

75



Inducted 1972

Was a force on the Chiefs' vaunted defensive line for 10 years ... Named to the All-Time AFL Team by the Pro Football Hall of Fame ... Was selected to play in the AFL All-Star game six times, following the '62 and '64-68 seasons ... Also made an appearance in the AFC-NFC Pro Bowl after the '70 campaign ... Played in 140 games with the Chiefs after joining the club as a fifth-round pick of the Dallas Texans in the '61 AFL Draft ... Was a starter at left defensive end on the Chiefs Super Bowl IV championship team ... Broke into pro football as an offensive tackle during his rookie campaign before switching to defense later that year ... Was a college standout at SMU ... Born November 24, 1939 in Dallas, Texas and died on July 17, 1994 in Lake Lewisville, Texas.

84

Fred Arbanas, Tight End, 1962-70

Inducted 1973

Was considered one of pro football's finest tight ends during his nine seasons with the Texans/Chiefs ... Named to the All-Time AFL Team by the Pro Football Hall of Fame ... Was a five-time All-AFL choice, grabbing the honor from '62-65 and in '67 ... Was known for his tenacious blocking and courage ... Lost the sight in one eye in an accident in December of '64, but came back strong to earn All-AFL accolades the following season ... Member of Kansas City's Super Bowl IV title team ... Played in 118 games, catching 198 passes for 3,101 yards and 34 touchdowns ... Was a seventh-round pick of the Texans after a stellar college career at Michigan State ... Inducted into the Missouri Sports Hall of Fame in '97 ... Born on January 14, 1939 in Detroit, Michigan.



ARBANAS' CHIEFS STATISTICS

Games	Receiving					Rushing				
	No.	Yds.	Avg.	LG	TD	No.	Yds.	Avg.	LG	TD
118	198	3,101	15.7	67	34	4	15	3.8	8	0



Inducted 1974

Excelled as both a halfback ('60-61) and safety ('62-71) ... Named to the AFL's All-Time Team by the Pro Football Hall of Fame as a safety ... Was the third-leading interceptor in AFL history with 43 ... His 57 career interceptions rank second in team history ... Led the AFL in picks with 10 in '66 and topped the NFL in '70 with 10 ... The Texans/Chiefs recorded a remarkable 35-1-1 record in games when he had an interception ... Was a six-time All-AFL selection ('63-68) and played in the AFC-NFC Pro Bowl following the '70 season ... Played in 164 career games ... As a halfback during the franchise's first two seasons, he rushed for 658 yards and six TDs on 150 carries and caught 77 passes for 1,228 yards and nine scores ... Was a first-round pick of the Texans in '60 ... Was also a first-round pick of the NFL's Detroit Lions ... Was a member of the Chiefs Super

Bowl IV championship team and LSU's '59 National Championship squad ... Also enshrined in the Missouri Sports Hall of Fame ... Born September 9, 1938 in Delhi, Louisiana.

ROBINSON'S CHIEFS STATISTICS

G	Rushing				Receiving				Punt Returns				Interceptions				FR	
	No.	Yds.	Avg.	TD	No.	Yds.	Avg.	TD	No.	Yds.	Avg.	TD	No.	Yds.	Avg.	LG		TD
164	150	658	4.4	6	77	1,228	15.9	9	3	29	9.7	0	57	741	13.0	57	1	6

Inducted 1975

Led Texans/Chiefs in pass receptions in four of his eight seasons: '61-63 and '65 ... Was an AFL All-Star in '61 and a first team All-AFL pick in '62 ... Played in 103 regular season contests ... Ranks fourth in franchise history in pass receptions (391) and sixth in receiving yards (5,505) ... His 55 career TD grabs are the second-most in club annals ... Caught a team-record 12 TD passes during the '62 season ... Member of AFL championship squads in '62 and '66 ... Tied with WR Otis Taylor with a team-high 58 catches during the club's Super Bowl I season in '66 ... Joined Texans as a first-round pick in '60 ... As a senior at Stanford in '59, he set an NCAA record with 61 catches ... Was enshrined in the College Football Hall of Fame in '95 ... Born January 31, 1938 in Oakland, California.



BURFORD'S CHIEFS STATISTICS

Games	Receiving					Rushing				
	No.	Yds.	Avg.	LG	TD	No.	Yds.	Avg.	LG	TD
103	391	5,505	14.1	69	55	3	10	3.3	13	0



Inducted 1976

One of the most fiery competitors in franchise history ... Distinguished himself as both a linebacker ('61-67) and center ('68-70) ... Named to five AFL All-Star affairs as a linebacker, following the '61-62 and '64-66 seasons ... Given name was Emil Joe, but was known simply as E.J. or as the Chiefs "Holler Guy" ... Was the starting center on Kansas City's Super Bowl IV title team ... Played in 127 games after joining the Chiefs as a first-round draft pick of the Texans in '61 ... Made nine career interceptions ... Is one of the best players to ever come out of Texas Tech, where his career earned him a place in the College Football Hall of Fame in '86 ... Born January 5, 1938 in Schulenburg, Texas.

Inducted 1977

Considered by many to be the finest offensive tackle of his era ... Was selected to the AFL All-Star team or AFC-NFC Pro Bowl nine times ... Named to the All-Time AFL Team by the Pro Football Hall of Fame ... Was a starter in each of his 13 pro seasons, playing in 180 games ... His string of 180 straight games played is the third-longest streak in club history ... Named AFL Offensive Lineman of the Year in '69 ... Served on all three of the franchise's AFL Championship squads and was the starter at left tackle for the Chiefs in Super Bowl IV ... Also played one season with the Washington Redskins in '74 ... Was a college All-America choice at Ohio State and was chosen by the Texans in the third round of the '61 AFL Draft ... Born February 25, 1939 in Newark, Ohio and died on September 15, 1980 in Kansas City, Missouri.





Inducted 1978

Spent five very productive seasons with the Chiefs before finishing his NFL career with the San Diego Chargers ('70-'73) ... Is the sixth-leading rusher in Chiefs history, churning out 3,246 yards and 24 touchdowns on 736 carries ... Also caught 141 passes for 1,231 yards and seven scores ... Led team in rushing three times, including the '67 season when he gained 1,087 yards ... Was an All-AFL choice in '66-'67 ... Scored a five-yard TD against the Minnesota Vikings in Super Bowl IV victory running "65 toss power trap" ... Winner of the '65 Heisman Trophy ... Inducted into the College Football Hall of Fame in '85 ... Started Southern Cal's long legacy of talented tailbacks and is currently the Athletic Director at his alma mater ... Was selected by Kansas City in the 20th round of the '66 AFL Draft ... Born April 12, 1944 in Los Angeles, California.

GARRETT'S CHIEFS STATISTICS

Games	No.	Rushing			TD	Receiving				TD	Punt Returns				
		Yds.	Avg.	LG		No.	Yds.	Avg.	LG		TD	No.	Yds.	Avg.	LG
58	736	3,246	4.4	77	24	141	1,231	8.7	43	7	34	223	6.6	79	1

Len Dawson, Quarterback, 1962-75

Inducted 1979

For bio, see page 436

Bobby Bell, Linebacker, 1963-74

Inducted 1980

For bio, see page 434

Buck Buchanan, Defensive Tackle, 1963-75

Inducted 1981

For bio, see page 437

Otis Taylor, Wide Receiver, 1965-75



Inducted 1982

Was one of the best and most exciting wide receivers of his era ... Played in one AFL All-Star game after the '66 season and two AFC-NFC Pro Bowls, following the '71-'72 campaigns ... Played in 130 regular season games, establishing Chiefs career records for receiving yards (7,306), receiving touchdowns (57) and 100-yard games (20) ... His 410 career receptions rank third in team history ... Twice topped the 1,000-yard receiving mark in a season, getting 1,297 in '66 and 1,110 in '71 ... Led Chiefs in pass receptions on five occasions ('66-'67 and '70-'72) ... Hauled in a dazzling 46-yard TD pass in Super Bowl IV labeled as "the signature play in team history" by Lamar Hunt ... Had his college number 17 retired by Prairie View A&M ... Was a fourth-round pick of the Chiefs in the '65 AFL Draft ... Spent several years as a scout for the Chiefs following his playing career ... Became a member of the Missouri Sports Hall of Fame in '94 ... Born August 11, 1942 in Houston, Texas.

TAYLOR'S CHIEFS STATISTICS

Games	No.	Receiving				TD	Rushing			
		Yds.	Avg.	LG	TD		No.	Yds.	Avg.	LG
130	410	7,306	17.8	89	57	30	161	5.4	30	3

Ed Budde, Guard, 1963-76

Inducted 1984

Was the finest offensive guard to play in the AFL ... Was named to the AFL's All-Time Team by the Pro Football Hall of Fame ... Was named to play in the AFL All-Star game or AFC-NFC Pro Bowl seven times, following the '63 and '66-'71 seasons ... Was a starter during each of the Chiefs two Super Bowl appearances ... His 14 seasons with the Chiefs are the second-most in team history ... Saw action in 177 career regular season games ... Was a first team All-AFL pick in '66 and '69 ... His son, Brad, played for the Chiefs from '80-'86 ... Selected by Kansas City in the first round of the '63 AFL Draft ... Was a college standout at Michigan State ... Was inducted into the Missouri Sports Hall of Fame in '98 ... Born November 2, 1940 in Highland Park, Michigan.



Willie Lanier, Middle Linebacker, 1967-77

Inducted 1985

For bio, see page 435

18

Emmitt Thomas, Cornerback, 1966-78

Inducted 1986

Was one of the finest cornerbacks of his era ... Owns the Chiefs all-time interception record with 58, which places him ninth on the NFL's all-time list ... Led the NFL in interceptions in '74 with a team-record 12, just two shy of the league's single-season mark ... Led the AFL with nine picks in '69 ... Played in 181 career regular season games, the seventh-highest total in club annals ... Returned five interceptions for touchdowns ... Had an interception in the Chiefs Super Bowl IV triumph over the Minnesota Vikings ... Made the Chiefs as an undrafted free agent from Bishop College in Dallas ... Born June 3, 1943 in Angleton, Texas ... Is currently the senior defensive assistant/secondary coach of the Atlanta Falcons.



THOMAS' CHIEFS STATISTICS

Interceptions

Games	No.	Yds.	Avg.	LG	TD	FR
181	58	937	16.2	73	5	7

Hank Stram, Head Coach, 1960-74

Inducted 1987

For bio, see page 439

44

Jerrel Wilson, Punter, 1963-77

Inducted 1988

Considered one of the top punters to ever play the game ... Was named to the All-Time AFL team by the Pro Football Hall of Fame ... Played more seasons (15) than any player in team history, while his 203 games played rank second in club annals ... Owns franchise records for most punts in a career (1,018), average yardage in a career (43.4), season (46.1) and game (56.4) ... Owns the NFL record for most seasons leading the league in punting average, doing so four times ('65, '68, '72-73) ... Owns the Super Bowl record for career punting average (46.5) ... Known as both "Thunderfoot" and "Duck" ... Had four career punts over 70 yards ... Named to three AFC-NFC Pro Bowl squads ... Was a center at Southern Mississippi ... Played some running back early in his pro career ... Spent one season with the New England Patriots in '78 ... Drafted by Kansas City in the 11th round of the '63 AFL Draft ... Born October 4, 1941 in New Orleans, Louisiana and died on April 9, 2005 in Bronson, Texas.



WILSON'S CHIEFS STATISTICS

Punting

Rushing

Games	No.	Yds.	Avg.	LG	Blk	Net Avg.	No.	Yds.	Avg.	LG	TD
203	1,018	44,218	43.4	72	11	35.4	21	53	2.5	12	0

Ed Podolak, Running Back, 1969-77

14



Inducted 1989

Is one of the toughest, most hard-nosed players to ever don a Chiefs uniform ... Played in 104 regular season games (66 starts) ... Is the Chiefs third all-time leading rusher with 4,451 yards and 34 TDs on 1,157 carries ... Was also an excellent pass receiver and return man ... Caught 288 passes for 2,456 yards and six scores while averaging 8.6 yards per punt return and 20.5 yards per kickoff return ... His 8,178 career combined yards are the second-most in club history ... Had one of the finest all-around performances in pro football history on Christmas Day '71, when he had an NFL single-game postseason record 350 total yards in a double OT playoff loss to Miami; had 85 rushing yards, 110 receiving yards and 155 yards on returns ... Led Kansas City in rushing five times, in receiving three and punt returns three ... Selected by the Chiefs in the second round of the '69 draft ... Played QB and RB at the University of Iowa and does color commentary for the Hawkeye Radio Network ... Born September 1, 1947 in Atlantic, Iowa.

PODOLAK'S CHIEFS STATISTICS

Rushing

Receiving

Kickoff Returns

Punt Returns

G-S	No.	Yds.	Avg.	LG	TD	No.	Yds.	Avg.	LG	TD	No.	Yds.	Avg.	LG	TD	No.	Yds.	Avg.	LG	TD
104-66	1,157	4,451	3.8	65	34	288	2,456	8.5	59	6	34	697	20.5	38	0	86	739	8.6	60	0

51

Jim Lynch, Linebacker, 1967-77

Inducted 1990



Teamed with Pro Football Hall of Famers Willie Lanier and Bobby Bell to form one of the finest linebacker trios the game has ever seen ... The trio played together for eight memorable seasons ('67-74) ... Played in 151 games, including a string of 148 in a row ... Manned the right linebacker spot, where he recorded 17 interceptions ... Also produced 14 fumble recoveries, the sixth-highest total in franchise history ... Had four seasons where he recorded three interceptions and two campaigns with three fumble recoveries ... Helped Chiefs to huge victory over the Minnesota Vikings in Super Bowl IV, making four tackles ... Played in AFL All-Star game following the '68 season ... Was the co-captain of Notre Dame's '66 National Championship team and won the Maxwell Award as the nation's outstanding defensive player ... Enshrined in the College Football Hall of Fame in '92 ... Was a second-round pick of Kansas City in '67 ... Born August 28, 1945 in Lima, Ohio.

Abner Haynes, Running Back, 1960-65

28

Inducted 1991



Exciting running back and return specialist who still owns or shares five franchise records, including most points in a game (30), most touchdowns in a game (five), most rushing touchdowns in a game (four), as well as most combined net yards in a career (8,447) ... Is the fourth-leading rusher in team history (3,837) ... Played in 70 regular season games ... Led club in rushing four times; '60-62 and '64 ... Selected as the AFL's first Player of the Year in '60 when he led the league with 875 rushing yards ... Became the franchise's initial 1,000-yard rusher, getting 1,049 during the '62 AFL title season ... Named All-AFL from '60-62 ... In '65 he was traded to the Denver Broncos, where he spent two seasons ... Also played with the N.Y. Jets and Miami Dolphins ... Originally a first-round pick of the Oakland Raiders in '60 ... Was a college standout at North Texas ... Born September 19, 1937 in Denton, Texas.

HAYNES' CHIEFS STATISTICS

G	Rushing				Receiving				Kickoff Returns				Punt Returns					
	No.	Yds.	Avg.	LG	TD	No.	Yds.	Avg.	LG	TD	No.	Yds.	Avg.	TD	No.	Yds.	Avg.	TD
70	794	3,814	4.8	80	39	199	2,739	13.8	78	17	52	1,326	25.5	1	55	598	10.9	0

HONORS

Jan Stenerud, Kicker, 1967-79

Inducted 1992

For bio, see page 438

Sherrill Headrick, Linebacker, 1960-67

69

Inducted 1993



Hard-nosed, all-giving linebacker whose teammates called him "Psycho" for his rambunctious nature and style of play ... Named to five All-AFL squads ('61-62, '64-66) ... Played in 108 regular season contests and made five AFL All-Star games as one of the league's best middle linebackers ... Played one season at offensive guard, center and linebacker in Canada ('59) before joining the Texans for the initial AFL season in '60 ... Left TCU after three seasons ... Signed with the Texans as a free agent ... Had 14 interceptions during his eight-year Texans/Chiefs career, returning three for touchdowns ... Played in '62 and '66 AFL title game wins and Super Bowl I ... Was selected by the Cincinnati Bengals in the '68 AFL Expansion Draft and played with that club for one season ... Born March 13, 1937 in Waco, Texas.

58

Jack Rudnay, Center, 1969-82

Inducted 1994



Was regarded as one of the NFL's finest centers during the '70s ... Determined, gutsy, tough and humorous are probably the four best words that describe him ... Was the AFC's starting center in the Pro Bowl four straight times, following the '73-76 seasons ... Played in 178 games with the Chiefs, the third-most ever by a Kansas City offensive lineman, while his 171 starts are the second-most ever by a Chiefs player ... Put together an incredible string of 144 straight games played, beginning with the '70 season and lasting through the entire decade ... A fourth-round draft choice in '69, he missed the Chiefs Super Bowl season as a result of a back injury suffered in the College All-Star game following his senior year at Northwestern University ... Played both center and defensive tackle at Northwestern ... Born November 20, 1947 in Cleveland, Ohio.

**Inducted 1995**

Is the seventh-leading rusher in franchise history ... Was one of the early stars of the AFL ... Had 762 rushing attempts for 3,124 yards and 18 touchdowns ... Also caught 154 passes for 1,945 yards and 14 scores ... Played in 107 regular season games ... Made three AFL All-Star games following the '62 and '66-67 seasons and was named the Outstanding Player of the '62 game ... Was a member of both Chiefs Super Bowl teams and all three AFL title clubs ... Was named the AFL Rookie of the Year in '62, when he rushed for 604 yards and caught 29 passes for 333 yards ... Was the first AFL player to score a TD in a Super Bowl, catching a seven-yard pass in the second quarter of Super Bowl I ... Was a backup tight end on the Super Bowl IV championship squad ... Selected as a future choice by the Texans in the 14th round of the '61 AFL Draft ... Rushed for 1,377 yards as a college halfback at the University of Kansas ... Nicknamed "The Count" ... Born June 25, 1939 in Muskogee, Oklahoma.

McCLINTON'S CHIEFS STATISTICS

Games	Rushing					Receiving				
	No.	Yds.	Avg.	LG	TD	No.	Yds.	Avg.	LG	TD
107	762	3,124	4.1	69	18	154	1,945	12.6	69	14

Inducted 1996

Is one of the most celebrated and popular players in franchise history ... Was the finest free safety in the AFC throughout the '80s, grabbing six straight Pro Bowl berths following the '83-88 seasons, including five as a starter in the game ... Was selected to the Chiefs 25-Year Anniversary Team in '87 ... Entered the pro ranks as a rookie free agent punter, making him one of the most successful free agents in NFL history ... Owner of six 100-tackle seasons ... In 148 career games (124 starts), had 927 tackles, 50 interceptions, 15 fumble recoveries and three touchdowns ... Ranks third on the team's all-time interception list ... Led Chiefs in tackles four times and in interceptions on six occasions ... Won AFC interception title in '86 with nine pickoffs ... Was a strong safety and punter at Rutgers and was a high school quarterback ... Inducted into the Missouri Sports Hall of Fame in 2002 ... Born September 12, 1959 in Palmyra, New Jersey ... Is one of nine partners of the NFL's Jacksonville Jaguars.

**CHERRY'S CHIEFS STATISTICS**

G-S	Interceptions					Tackles			Sacks		
	No.	Yds.	Avg.	LG	TD	Solos	Asst.	Total	No.	Yds.	FR
148-124	50	688	13.8	67	1	597	360	927	3.5	24.0	14

**Inducted 1997**

Exceptional offensive tackle manned the right side of the Chiefs line for 12 superb seasons ... Was a member of two AFL championship teams ('66 and '69) and both Chiefs squads that went to the Super Bowl ... Was the starting right tackle in Kansas City's Super Bowl IV victory over the Minnesota Vikings ... Played in 150 regular season games and did not miss a contest for nine straight seasons ('64-72) ... Was considered one of the game's best pass protectors during his career ... Selected by Kansas City in the 24th round of the '63 AFL Draft ... Was an outstanding collegiate tackle at Auburn University ... Born February 1, 1941 in Lanett, Alabama.

**CHIEFS HONOR GROVE**

A grove of over 40 stately Giant Redwoods was planted in the Southeast corner of the Truman Sports Complex on April 15, 2002 in conjunction with the Chiefs 40th Anniversary Season in Kansas City. The selection of the tree species by Founder Lamar Hunt originated from a statement made by Vikings QB Joe Kapp following Super Bowl IV: "The Chiefs defensive line was very active and looked like a Redwood Forest." The "Chiefs Honor Grove" features permanent markers honoring the team's Hall of Fame players, whose names are listed on the façade of Arrowhead Stadium. During the Chiefs Alumni Weekend each year, an additional tree is planted in honor of the most recent Chiefs Hall of Fame inductee.

Inducted 1998

Was a force against the run as well as an unstoppable pass rusher ... Was a four-time Pro Bowl selection, following the '80-82 and '84 seasons ... Named the Chiefs Most Valuable Player twice ('80 and '84) ... Started all 136 appearances he made in a Kansas City uniform ... Is third on the Chiefs all-time sack list with 72.5 ... Is second in team history with 992 tackles and also had 11 fumble recoveries ... Led team in sacks on six occasions and topped the team's tackle chart three times ... Recorded a Pro Bowl-record 85-yard fumble return TD in the '85 game ... Had two seasons ('80 and '84) with 14.5 sacks ... Was the second overall player taken in the '78 NFL Draft (Houston RB Earl Campbell was the first) ... Was traded to Buffalo in '88 where he played two years ... Inducted into the Missouri Sports Hall of Fame in 2005 ... Was the Southeastern Conference Player of the Year as a senior at the University of Kentucky ... Born December 5, 1955 in Camden, New Jersey.

STILL'S CHIEFS STATISTICS

G-S	Tackles			Sacks		
	Solos	Asst.	Total	No.	Yds	FR
136-136	699	293	992	73.0	517.0	11

Lloyd Burruss, Safety, 1981-91**Inducted 1999**

The first Chief to ever be the Mack Lee Hill Award winner ('81), the team's MVP ('85) and a member of the Chiefs Hall of Fame ... Was one of the premier strong safeties in the NFL throughout the '80s ... Played in 145 regular season games (103 starts) ... During that decade, he averaged 63 tackles per season, while recording 20 interceptions and scored five touchdowns ... Gained league-wide recognition in '86 with his only Pro Bowl berth ... Was Kansas City's starting strong safety from '81-88 ... Returned four of his 22 interceptions for a touchdown ... Only Bobby Bell (six), Emmitt Thomas (five) and Jim Kearney (five) have returned more interceptions for scores in Kansas City history ... Owns team record for interception return yardage (115) in a game ... Is co-holder of NFL and team records for interceptions returned for a touchdown in a game with two (KC's Jim Kearney and 19 others share the league mark) ... Extremely productive player produced 628 tackles, 22 interceptions, seven fumble recoveries and 3.5 sacks ... Was a four-year starter at the University of Maryland ... Born October 31, 1957 in Charlottesville, Virginia.

BURRUSS' CHIEFS STATISTICS

G-S	Interceptions					Tackles			Sacks		
	No.	Yds.	Avg.	LG	TD	Solos	Asst.	Total	No.	Yds.	FR
145-103	22	509	23.1	83	4	429	199	628	3.5	21.0	7

Christian Okoye, Running Back, 1987-92**Inducted 2000**

Unquestionably the most powerful runner ever to wear the Red and Gold ... Nicknamed "The Nigerian Nightmare" ... Doled out plenty of punishment during his six seasons with Kansas City and powered his way to 4,897 rushing yards, the second-highest total in Chiefs history ... Holds team records for career rushing attempts (1,246), attempts in a season (370 in '89) and attempts in a game (38) ... Is second in team annals with 14 career 100-yard games ... Racked up those numbers in just 79 games (65 starts) ... Became just the second Chief ever to lead the league in rushing, gaining an NFL-best 1,480 yards in '89 ... His 40 career rushing TDs rank third in Kansas City history ... Just the second Chiefs player ever to earn the club's Mack Lee Hill Award ('87), team MVP honors ('89) and be enshrined in the Chiefs Hall of Fame ... Was a Pro Bowl pick following the '89 and '91 seasons ... Originally came to the United States in '82 to compete in track and field at Azusa Pacific ... Joined the Azusa football squad in '84 and after just three seasons of organized football was a second-round draft choice of Kansas City in '87 ... Enshrined in the Missouri Sports Hall of Fame in 2003 ... The name Okoye in Nigerian means "Blessed on Sundays" ... Born August 16, 1961 in Enugu, Nigeria.

OKOYE'S CHIEFS STATISTICS

G-S	Rushing					Receiving				
	No.	Yds.	Avg.	LG	TD	No.	Yds.	Avg.	LG	TD
79-65	1,246	4,897	3.9	59	40	42	294	7.0	22	0



Inducted 2001

Pass rusher extraordinaire spent 11 glorious seasons in a Kansas City uniform ... Served as the heart and soul of the Chiefs franchise during that span ... Known simply as "D.T." ... Was not only a bona fide star in terms of his contributions on the field, but also illuminated countless lives through his charitable efforts ... Received the '93 NFL Man of the Year Award, the '95 Byron "Whizzer" White Award and was named former President George H. W. Bush's "832nd Point of Light" ... On the field, was one of the most dominant defensive players of his day thanks to his patented sack-and-strip maneuver ... Established Chiefs career records for sacks (126.5), safeties (3), fumble recoveries (19) and forced fumbles (45) ... His 126.5 sacks were the fourth-highest total ever by a linebacker at the time of his death and still rank 10th overall in NFL history ... Produced a club-record 20.0 sacks in '90, including an NFL-record 7.0 sacks in a single game ... The only player in Chiefs history to see action in three different decades with his final contest coming on January 2, 2000 ... Saw duty in 169 games (157 starts) and owns a share of another franchise mark with 10 career playoff appearances ... Won the Mack Lee Hill Award as a rookie in '89 ... Produced nine consecutive Pro Bowl berths following the '89-97 seasons, the most of any player in Chiefs history ... Was the initial two-time winner ('91, '94) of the club's MVP trophy which now bears his name ... Born January 1, 1967 in Miami, Florida and died on February 8, 2000 in Miami, Florida following a serious auto accident on January 23, 2000 in Kansas City, Missouri.

THOMAS' CHIEFS STATISTICS

G-S	Tackles			Fumbles		Sacks		INTs		Passes	QB
	Solos	Asst.	Total	No.	For.	No.	Yds.	No.	Yds.	Defensed	Pressures
169-158	558	170	728	19	45	126.5	848.5	1	20	34	444

Inducted 2002



Monumental Minnesotan anchored Kansas City's offensive line for 13 seasons from his left tackle post ... The stoic standard-bearer by which all future Kansas City left tackles will be judged ... Played a prodigious part in the resurgence of the Chiefs franchise in the '90s ... Will Shields (192) and Jim Tyrer (180) are the only offensive linemen in team history to play in more games than Alt (179) ... Started 149 of those games and owns a share of a franchise record by making 10 career playoff appearances, including the '93 AFC Championship Game ... Earned back-to-back Pro Bowl trips following the '92 and '93 seasons ... An All-Pro pick in '90-91 ... A prolific pass protector, also helped Kansas City perennially produce some of the best rushing numbers in the '90s ... The Chiefs led the NFL in rushing for the first time in team history in '95 and produced five top 10 finishes during his tenure ... Former collegiate tight end claims to have "eaten his way" out of that position before moving to tackle at the University of Iowa ... Was a first-round draft choice in '84, the third offensive lineman selected overall ... Born May 30, 1962 in Stuttgart, Germany.

HONORS



Inducted 2003

The all-time leading tackler in Chiefs history with 999 career stops ... Played his inside linebacker post with tenacity and toughness for nine stellar seasons ... Led the club in tackles for four straight years (78-81) and posted five 100-tackle campaigns ... His single-season record of 157 tackles in '79 stood until 2002 ... Played in 124 regular season contests (108 starts), averaging an impressive 8.1 tackles per game ... Accumulated 9.5 sacks, nine fumble recoveries and scored two TDs ... Was voted the Miller/NFL "Man of the Year" in '83 and O'Grady's "Crunchman of the Year" in '84 ... Helped guide the club to its first playoff berth in 15 years in '86 ... Joined the Chiefs as a third-round draft choice in '78 ... Was the first-ever consensus All-America performer at Kansas State and is enshrined in the College Football Hall of Fame ... Wore number 59 ... Born January 9, 1956 in Satanta, Kansas, making him the only native-born Kansan in the Chiefs Hall of Fame ... Has served as a member of the Chiefs front office since '89 and currently serves as the club's Director of Sales.

SPANI'S CHIEFS STATISTICS

G-S	Tackles			Sacks		Interceptions					
	Solos	Asst.	Total	No.	Yds.	No.	Yds.	Avg.	LG	TDs	FR
124-108	669	330	999	9.5	76.5	2	71	35.5	47	1	9

Inducted 2004

Electrifying runner whose promising career was tragically cut short after just two NFL seasons ... Unassuming and humble off the field, was simply amazing once he stepped between the stripes ... Burst onto the NFL scene as the AFC Rookie of the Year in '81 when he earned a trip to the Pro Bowl and was named Chiefs MVP after establishing a then-franchise record with 1,121 rushing yards ... Helped propel the '81 Chiefs to a 9-7 record, the club's first winning season since '73 ... After coming off the bench to record 101 rushing yards in his initial NFL action at New England (10/4/81), ran for 106 yards and registered 104 receiving yards in his initial pro start vs. Oakland (10/11/81) ... His 193-yard outing vs. Houston (11/15/81) remains the third-highest single-game rushing output in franchise history ... In just 23 career games, amassed 329 carries for 1,501 yards with three TDs, as well as 33 receptions for 299 yards ... Joined the Chiefs as a second-round draft choice out of Northwestern Louisiana where was a part of the school's NCAA Division I champion 4x100 meter relay team ... Born October 30, 1958 in Henderson, Texas ... Drowned on June 29, 1983 attempting to save the lives of three youngsters in Monroe, Louisiana and was buried on July 4, 1983 in Haughton, Louisiana ... Posthumously awarded the Presidential Citizen's Medal by Ronald Reagan on July 13, 1983 ... Received the NCAA Award of Valor in '84 and was enshrined in the College Football Hall of Fame in '97.



DELANEY'S CHIEFS STATISTICS

G-S	Rushing					Receiving					Kickoff Returns				
	No.	Yds.	Avg.	LG	TD	No.	Yds.	Avg.	LG	TD	No.	Yds.	Avg.	LG	TD
23-17	329	1,501	4.6	821	3	33	299	9.1	61	0	1	11	11.0	11	0

Jack Steadman, Administrator, 1960-present



Inducted 2005



The only individual other than Lamar Hunt who has been involved with the Texans/Chiefs franchise every year since its inception in '60 ... Joins Hunt as the only individual other than a player or coach to be inducted in the Chiefs Hall of Fame ... "Jack's contributions to the American Football League, Arrowhead Stadium and the Chiefs franchise have helped positively define the sport in Mid-America," Hunt remarked ... Served in the club's top management position for 29 years as both General Manager from November of '60 to '76 and President from '77 to '88 ... Was instrumental in the franchise's move from Dallas to Kansas City in '63 ... His lobbying efforts for a dual-stadium concept eventually evolved into the Truman Sports Complex, a lasting reminder of his foresight and a project whose design, development and construction he oversaw ... The Chiefs captured three AFL titles as he and head coach Hank Stram guided the franchise's fortunes with the club's finest hour coming with a victory in Super Bowl IV ... Noted for his many charitable and philanthropic efforts, was honored as the "Kansas Citizen of the Year" in '88 by the Chamber of Commerce of Greater Kansas City ... Widely recognized as an innovative and successful businessman, held the post of Chairman of the Board for the franchise from '89-04 and will serve as Vice Chairman of the Board beginning in 2005.

CHIEFS 25-YEAR ALL-TIME TEAM

OFFENSE

WR	Olis Taylor	1965-75
WR	Henry Marshall	1976-87
TE	Fred Arbanas	1962-70
T	Jim Tyrer	1961-73
T	Dave Hill	1963-74
G	Ed Budde	1963-76
G	Tom Condon	1974-84
C	Jack Rudnay	1970-82
QB	Len Dawson	1962-75
RB	Mike Garrett	1966-70
RB	Ed Podolak	1969-77

DEFENSE

DE	Jerry Mays	1961-70
DE	Art Still	1978-87
DT	Buck Buchanan	1963-75
DT	Curley Culp	1968-74
LB	Bobby Bell	1963-74
MLB	Willie Lanier	1967-77
LB	Jim Lynch	1967-77
CB	Emmitt Thomas	1966-78
CB	Albert Lewis	1983-93
S	Johnny Robinson	1960-71
S	Deron Cherry	1981-91

SPECIALISTS

K	Jan Stenerud	1967-79
P	Jerrel Wilson	1963-77
KR	Noland Smith	1967-69

(As selected by fan balloting in the Kansas City Star-Times in '87.)

AFL ALL-STAR SELECTIONS

1960

No All-Star game was played following the AFL's first season in '60.

1961

(January 7, 1962)

Mel Branch, DE
Chris Burford, WR
Cotton Davidson, QB†
Jon Gilliam, C
Abner Haynes, RB
Sherrill Headrick, LB
E.J. Holub, LB
Bill Krisher, G
Paul Rochester, DT
David Webster, DB



QB Len Dawson
Six-time AFL All-Star

1962

(January 13, 1963)

Fred Arbanas, TE
Mel Branch, DE

Jerry Cornelison, T
Len Dawson, QB
Dave Grayson, DB
Abner Haynes, RB
Sherrill Headrick, LB
E.J. Holub, LB
Jerry Mays, DE
Curtis McClinton, RB**
Marvin Terrell, G
Jim Tyrer, T

1963

(January 19, 1964)

Fred Arbanas, TE
Mel Branch, DE
Ed Budde, G
Walter Corey, LB
Dave Grayson, DB
Johnny Robinson, S
Jim Tyrer, T
Duane Wood, DB

1964

(January 16, 1965)

Fred Arbanas, TE
Bobby Bell, LB
Tommy Brooker, K
Buck Buchanan, DT
Len Dawson, QB
Dave Grayson, DB
Abner Haynes, RB
Mack Lee Hill, RB
E.J. Holub, LB
Bobby Hunt, DB
Jerry Mays, DE

Johnny Robinson, S
Jim Tyrer, T

1965

(January 15, 1966)

Fred Arbanas, TE
Bobby Bell, LB
Buck Buchanan, DT
Sherrill Headrick, LB
E.J. Holub, LB
Frank Jackson, WR
Jerry Mays, DE
Johnny Robinson, S
Jim Tyrer, T

1966

(January 21, 1967)

Bobby Bell, LB
Buck Buchanan, DT
Ed Budde, G
Len Dawson, QB
Mike Garrett, RB
Sherrill Headrick, LB
E.J. Holub, LB
Jerry Mays, DE
Curtis McClinton, RB
Johnny Robinson, S
Otis Taylor, WR
Jim Tyrer, T

1967

(January 21, 1968)

Fred Arbanas, TE
Bobby Bell, LB
Buck Buchanan, DT
Ed Budde, G

Len Dawson, QB
Mike Garrett, RB
Jerry Mays, DE
Curtis McClinton, RB
Johnny Robinson, S

1968

(January 19, 1969)

Bobby Bell, LB
Buck Buchanan, DT
Ed Budde, G
Len Dawson, QB*
Willie Lanier, LB
Jim Lynch, LB
Jerry Mays, DE
Johnny Robinson, S
Jan Stenerud, K
Emmitt Thomas, CB
Jim Tyrer, T

1969

(January 17, 1970)

Bobby Bell, LB
Buck Buchanan, DT
Ed Budde, G
Curley Culp, DT
Len Dawson, QB
Robert Holmes, RB
Willie Lanier, LB
Mike Livingston, QB
Jim Marsalis, CB
Jan Stenerud, K
Jim Tyrer, T

† Player of the Game

KEY

** Outstanding Offensive Player



ALL-TIME AFL TEAM, 1960-69



OFFENSE

Lance Alworth, San Diego Chargers Wide Receiver
Don Maynard, New York Jets Wide Receiver
Fred Arbanas, Kansas City Chiefs Tight End
Ron Mix, San Diego Chargers Tackle
Jim Tyrer, Kansas City Chiefs Tackle
Ed Budde, Kansas City Chiefs Guard
Billy Shaw, Buffalo Bills Guard
Jim Otto, Oakland Raiders Center
Joe Namath, New York Jets Quarterback
Clem Daniels, Oakland Raiders Running Back
Paul Lowe, San Diego Chargers Running Back

(Chosen by AFL Members of the
Hall of Fame Selection Committee)

DEFENSE

Jerry Mays, Kansas City Chiefs End
Gerry Philbin, New York Jets End
Houston Antwine, Boston Patriots Tackle
Tom Sestak, Buffalo Bills Tackle
Bobby Bell, Kansas City Chiefs Linebacker
George Webster, Houston Oilers Linebacker
Nick Buoniconti, Boston Patriots M-Linebacker
Willie Brown, Oakland Raiders Cornerback
Dave Grayson, Oakland Raiders Cornerback
Johnny Robinson, Kansas City Chiefs Safety
George Saines, Buffalo Bills Safety

SPECIALISTS

George Blanda, Oakland Raiders Kicker
Jerrel Wilson, Kansas City Chiefs Punter

HONORS

AFC-NFC PRO BOWL SELECTIONS

1970

(January 24, 1971)

Bobby Bell, LB
Buck Buchanan, DT
Ed Budde, G
Willie Lanier, MLB
Jim Marsalis, CB
Jerry Mays, DE
Johnny Robinson, S
Jan Stenerud, K
Jim Tyrer, T
Jerrel Wilson, P

1971

(January 23, 1972)

Bobby Bell, LB
Buck Buchanan, DT
Ed Budde, G
Curley Culp, DT
Len Dawson, QB
Willie Lanier, MLB**
Jan Stenerud, K*
Otis Taylor, WR
Emmitt Thomas, CB
Jim Tyrer, T
Jerrel Wilson, P

1972

(January 21, 1973)

Bobby Bell, LB
Willie Lanier, MLB
Otis Taylor, WR
Emmitt Thomas, CB
Jerrel Wilson, P

1973

(January 20, 1974)

Willie Lanier, MLB
Jack Rudnay, C

1974

(January 20, 1975)

Willie Lanier, MLB
Jack Rudnay, C
Emmitt Thomas, CB

1975

(January 25, 1976)

Willie Lanier, MLB
Jack Rudnay, C
Jan Stenerud, K
Emmitt Thomas, CB

1976

(January 17, 1977)

Jack Rudnay, C

1979

(January 27, 1980)

Bob Grupp, P

1980

(February 1, 1981)

Gary Barbaro, S
J.T. Smith, KR
Art Still, DE

1981

(January 31, 1982)

Gary Barbaro, S
Joe Delaney, RB
Gary Green, CB

Nick Lowery, K

Art Still, DE

1982

(February 6, 1983)

Gary Barbaro, S

Art Still, DE

Gary Green, CB

1983

(January 29, 1984)

Carlos Carson, WR

Deron Cherry, S

Gary Green, CB

Bill Kenney, QB

1984

(January 27, 1985)

Deron Cherry, S

Art Still, DE

1985

(February 2, 1986)

Deron Cherry, S

1986

(February 1, 1987)

Lloyd Burruss, S

Deron Cherry, S

Bill Maas, DT

1987

(February 7, 1988)

Carlos Carson, WR

Deron Cherry, S

Albert Lewis, CB

Bill Maas, DT

1988

(January 29, 1989)

Deron Cherry, S

Dino Hackett, LB

Albert Lewis, CB

1989

(February 4, 1990)

Albert Lewis, CB

Christian Okoye, RB

Kevin Ross, CB

Derrick Thomas, LB

1990

(February 3, 1991)

Albert Lewis, CB

Nick Lowery, K

Kevin Ross, CB

Derrick Thomas, LB

1991

(February 2, 1992)

Christian Okoye, RB

Neil Smith, DE

Derrick Thomas, LB

1992

(February 7, 1993)

John Alt, T

Nick Lowery, K

Neil Smith, DE

Derrick Thomas, LB

1993

(February 6, 1994)

Marcus Allen, RB

John Alt, T

Joe Montana, QB

Neil Smith, DE

Derrick Thomas, LB

1994

(February 5, 1995)

Dale Carter, CB

Neil Smith, DE

Derrick Thomas, LB

1995

(February 4, 1996)

Kimble Anders, FB

Steve Bono, QB

Dale Carter, CB

Dan Saleaumua, DT

Will Shields, G

Neil Smith, DE

Derrick Thomas, LB

1996

(February 2, 1997)

Kimble Anders, FB

Dale Carter, CB

Will Shields, G

Derrick Thomas, LB

1997

(February 1, 1998)

Kimble Anders, FB

Dale Carter, CB

James Hasty, CB

Andre Rison, WR

Will Shields, G

Derrick Thomas, LB

1998

(February 7, 1999)

Will Shields, G

1999

(February 6, 2000)

Tony Gonzalez, TE

Tim Grunhard, C

James Hasty, CB

Will Shields, G

2000

(February 4, 2001)

Tony Gonzalez, TE

Elvis Grbac, QB

Will Shields, G

2001

(February 9, 2002)

Tony Gonzalez, TE

Priest Holmes, RB

Will Shields, G

2002

(February 8, 2003)

Tony Gonzalez, TE

Dante Hall, KR

Priest Holmes, RB

Willie Roaf, T

Will Shields, G

2003

(February 8, 2004)

Tony Gonzalez, TE

Trent Green, QB

Dante Hall, KR

Priest Holmes, RB

Tony Richardson, FB

Willie Roaf, T

Will Shields, G

Gary Stills, ST

Jerome Woods, S

2004

(February 13, 2005)

Kendall Gammon, LS

Tony Gonzalez, TE

Tony Richardson, FB

Willie Roaf, T

Will Shields, G

Brian Waters, G

HONORS

KEY

* Outstanding Offensive Player

** Outstanding Defensive Player



The 2003 Chiefs boasted nine Pro Bowlers (left to right): FB Tony Richardson, LB Gary Stills, S Jerome Woods, RB Priest Holmes, QB Trent Green, G Will Shields, WR Dante Hall, TE Tony Gonzalez, T Willie Roaf not pictured.

ALL-TIME HONORS

Walter Payton NFL Man of the Year

1972	Willie Lanier	1973	Len Dawson
1993	Derrick Thomas	2003	Will Shields

Coach of the Year

1968	AFL	Hank Stram (UPI, PFW)
1997	NFL	Marty Schottenheimer (USA)

NFL Alumni Order of the Leather Helmet

1981	Lamar Hunt
2004	Dick Vermeil

Maxwell Club Earl "Greasy" Neale Award

2003	NFL	Dick Vermeil
------	-----	--------------

AFL Player of the Year

1960	Abner Haynes (UPI, TSN)
1962	Len Dawson (TSN)

AFL Comeback Player of the Year

1964	Abner Haynes (AP)
------	-------------------

Offensive Player of the Year

1971	NFL	Otis Taylor (PFW)
2002	NFL	Priest Holmes (AP, SI)

Rookie of the Year

1962	AFL	Curtis McClinton (UPI, TSN)
1981	AFC	Joe Delaney (UPI)
1992	NFL	Dale Carter (FW)
	AFC	Dale Carter (UPI)

Defensive Rookie of the Year

1969	AFL	Jim Marsalis (PFW)
1984	NFL	Bill Maas (AP)
1989	NFL	Derrick Thomas (AP, PFW)
1992	NFL	Dale Carter (AP, PFW)

101 AFL/AFC Coach of the Year

1969	AFL	Hank Stram
1995	AFC	Marty Schottenheimer
1997	AFC	Marty Schottenheimer

101 AFL/AFC Defensive Player of the Year

1969	Bobby Bell	1971	Willie Lanier
1986	Deron Cherry	1991	Derrick Thomas

101 AFC Offensive Player of the Year

1989	Christian Okoye
------	-----------------

PFW Golden Toe Award

1979	Bob Grupp
1990	Nick Lowery
1997	Pete Stoyanovich

PFW Humanitarian of the Year

1999	Will Shields
2003	Tony Richardson

The Sporting News Sportsman of the Year

2003	Dick Vermeil
------	--------------

NFL 75th Anniversary Team

LB	Willie Lanier	K	Jan Stenerud
----	---------------	---	--------------

Super Bowl Silver Anniversary Team

K	Jan Stenerud
---	--------------

Comeback Player of the Year

1990	Barry Word (PFW)
1993	Marcus Allen (PFW)

Phil Simms All-Iron Team

(1999-04)

2000	TE	Tony Gonzalez
2001	RB	Priest Holmes
2002	DE	Eric Hicks
	RB	Priest Holmes
2003	WR	Dante Hall

All-Madden Team

(1984-01)

1992	CB	Kevin Ross
	DE	Neil Smith
1993	QB	Joe Montana
	LB	Derrick Thomas
1994	QB	Joe Montana
	LB	Derrick Thomas
1995	DT	Dan Saleaumua
1997	WR	Andre Rison
	G	Dave Szott
	LB	Derrick Thomas
1998	C	Tim Grunhard
	CB	James Hasty

USA Today All-Joe Team

The USA Today All-Joe Team takes its name from former Chiefs DT Joe Phillips who played 14 seasons for Kansas City, San Diego and Minnesota before retiring in '99. According to USA Today's Larry Weisman, the All-Joe Team is represented by "hard-working, overlooked, underappreciated players who do the dirty work simply because that's their lot in life."

1992	C	Tim Grunhard	2001	FB	Tony Richardson
	DT	Joe Phillips		P	Dan Stryzinski
1994	TE	Derrick Walker	2002	K	Morten Andersen
1995	G	Will Shields		LB	Marcus Patton
1996	G	Dave Szott		C	Casey Wiegmann
1997	C	Tim Grunhard	2003	ST	Gary Stills
	WR	Danan Hughes		S	Greg Wesley
	G	Dave Szott		C	Casey Wiegmann
	Off. Coord.	Paul Hackett	2004	DE	Jared Allen
2000	DE	Eric Hicks		LS	Kendall Gammon
	LB	Mike Maslowski		C	Casey Wiegmann



Ed Block Courage Award

Dating back to '83, the Ed Block Courage Award has annually honored one player from every NFL team who exemplifies commitment to the principles of sportsmanship and courage. Named in honor of longtime Colts athletic trainer Ed Block, recipients of the award are selected by a vote of their teammates.



1983	G/T	Dave Lutz
1984	CB	Kevin Ross
1985	S	Mark Robinson
1986	LB	Dino Hackett
1987	S	Lloyd Burruss
1988	RB	Christian Okoye
1989	S	Deron Cherry
1990	CB	Jayice Pearson
1991	T	Rich Baldinger
1992	CB	Albert Lewis
1993	DE	Neil Smith
1994	T	John Alt
1995	G	Dave Szott
1996	WR	Lake Dawson
1997	G/T	Glenn Parker
1998	C	Tim Grunhard
1999	DE	Eric Hicks
2000	FB	Tony Richardson
2001	FB	Tony Richardson
2002	DT	John Browning
2003	S	Jerome Woods
2004	RB	Priest Holmes

All-Rookie Teams

1974	T	Charlie Getty (FW)
1977	CB	Gary Green (FW)
1984	CB	Kevin Ross (FW)
1986	OLB	Tim Cofield (FW)
	ILB	Dino Hackett (UPI)
	T	Brian Jozwiak (FW, UPI)
1987	RB	Christian Okoye (FW)
1989	LB	Derrick Thomas (FW, UPI)
1990	P	Bryan Barker (UPI)
	C	Tim Grunhard (FW, UPI)
	ILB	Percy Snow (FW, UPI)
	G	Dave Szott (FW, UPI)
1992	CB/PR	Dale Carter (FW)
1993	G	Will Shields (FW)
1995	PR/KR	Tamarick Vanover (FW)
1997	TE	Tony Gonzalez (PFW, FW)
2000	CB	Pat Dennis (PFW)
	WR	Sylvester Morris (PFW, FN)
	S	Greg Wesley (PFW, FN, FD)
2002	LB	Scott Fujita (PFW)
2004	DE	Jared Allen (PFW)

AFC PLAYER OF THE MONTH HONOREES

(1990-04) OFFENSE

Year	Player	Month
1990	QB Steve DeBerg	September
1991	RB Christian Okoye	October
	RB Barry Word	December
2002	RB Priest Holmes	October
2004	RB Priest Holmes	October

DEFENSE

Year	Player	Month
1990	LB Derrick Thomas	November
1991	DE Neil Smith	September
1995	CB James Hasty	September
	DE Neil Smith	October
1997	S Jerome Woods	November
	LB Derrick Thomas	December

SPECIAL TEAMS

Year	Player	Month
1997	K Pete Stoyanovich	December
1995	WR Tamarick Vanover	October
	WR Tamarick Vanover	December
2003	WR Dante Hall	September

Players By Times Honored

2	Priest Holmes	1	Dante Hall
	Neil Smith		James Hasty
	Derrick Thomas		Pete Stoyanovich
	Tamarick Vanover		Jerome Woods

AFC PLAYER OF THE MONTH HONOREES

(1984-04) OFFENSE

Year	Player	Week #
1984	WR Henry Marshall	15
1985	WR Stephone Paige	16
1988	QB Steve DeBerg	3
1989	RB Christian Okoye	5
1991	QB Steve DeBerg	9
	WR J.J. Birden	17
1992	QB Dave Krieg	6
1993	QB Joe Montana	1
	QB Joe Montana	7
	QB Joe Montana	13
	QB Joe Montana	Div. Playoffs
1994	QB Joe Montana	2
	QB Joe Montana	7
	RB Marcus Allen	17
1995	QB Steve Bono	1
1996	RB Marcus Allen	3
1997	QB Elvis Grbac	2
2000	QB Elvis Grbac	3
2001	RB Priest Holmes	3
	RB Priest Holmes	13
2002	QB Trent Green	4
	RB Priest Holmes	5
2003	QB Trent Green	6
2004	RB Priest Holmes	4
	G Brian Waters	7
	RB Derrick Blaylock	10

DEFENSE

Year	Player	Week #
1984	DE Mike Bell	2
1985	LB Gary Spani	2
	S Deron Cherry	4
1986	DE Art Still	3
	SS Lloyd Burruss	7
	DE Art Still	14
	FS Deron Cherry	15
1988	CB Albert Lewis	11



CHIEFS IN THE MISSOURI SPORTS HALL OF FAME

Enshrined	Individual	Chiefs Years
1994	Lamar Hunt	1960-04
	Len Dawson	1962-75
	Otis Taylor	1965-75
	Bill Grigsby	1963-04
1995	Bobby Bell	1963-74
	Hank Stram	1960-74
1996	Jan Stenerud	1967-79
	Fred Arbanas	1962-70
1997	Ed Budde	1963-76
	Willie Lanier	1967-77
1998	Johnny Robinson	1960-71
	Marcus Allen	1993-97
1999	Dick Vermeil	2001-04
	Deron Cherry	1981-91
2001	Christian Okoye	1987-92
	Carl Peterson	1989-04
2002	Art Still	1978-87

1989	LB Derrick Thomas	2
	DE Leonard Griffin	12
1990	CB Kevin Ross	3
	DE Bill Maas	6
	CB Albert Lewis	9
	LB Derrick Thomas	10
1991	CB Albert Lewis	1
	LB Derrick Thomas	6
	LB Derrick Thomas	11
	LB Tracy Simien	14
	S Deron Cherry	Wild Card Playoffs
1992	LB Derrick Thomas	10
1993	DE Neil Smith	5
	DT Dan Saleaumua	10
1994	LB Derrick Thomas	2
	DE Neil Smith	16
1995	S Brian Washington	14
1996	LB Derrick Thomas	2
	S Mark Collins	2
1997	S Jerome Woods	5
	LB Anthony Davis	10

1998	LB Derrick Thomas	1
1999	CB James Hasty	7
	CB Cris Dishman	12
	LB Donnie Edwards	15
	LB Mike Maslowski	8

SPECIAL TEAMS

Year	Player	Week #
1995	WR Tamarick Vanover	1
	WR Tamarick Vanover	8
	WR Tamarick Vanover	17
	P Louie Aguiar	5
1997	WR Tamarick Vanover	3
	WR Tamarick Vanover	12
	K Pete Stoyanovich	16
	WR Tamarick Vanover	17
1998	K Pete Stoyanovich	3
2002	WR Dante Hall	14
	K Michael Husted	16
2003	WR Dante Hall	2
	WR Dante Hall	3
	WR Dante Hall	4
	WR Dante Hall	5
2004	WR Dante Hall	15
	WR Dante Hall	16

Players By Times Honored

8	Derrick Thomas	Lloyd Burruss
7	Dante Hall	Mark Collins
6	Joe Montana	Anthony Davis
	Tamarick Vanover	Cris Dishman
3	Deron Cherry	Donnie Edwards
	Priest Holmes	James Hasty
	Albert Lewis	Michael Husted
2	Marcus Allen	Dave Krieg
	Steve DeBerg	Bill Maas
	Elvis Grbac	Henry Marshall
	Trent Green	Mike Maslowski
	Art Still	Christian Okoye
	Neil Smith	Stephone Paige
	Pete Stoyanovich	Kevin Ross
1	Louie Aguiar	Dan Saleaumua
	Mike Bell	Tracy Simien
	J.J. Birden	Gary Spani
	Derrick Blaylock	Brian Washington
	Steve Bono	Jerome Woods

HONORS



CHIEFS 40TH ANNIVERSARY TEAM



OFFENSE			DEFENSE		
WR	Otis Taylor	1965-75	DE	Art Still	1978-87
WR	Carlos Carson	1980-89	DE	Neil Smith	1988-96
TE	Fred Arbanas	1962-70	DT	Buck Buchanan	1963-75
T	Jim Tyrer	1961-73	DT	Jerry Mays	1961-70
T	John Alt	1984-96	LB	Willie Lanier	1967-77
G	Ed Budde	1963-76	LB	Bobby Bell	1963-74
G	Will Shields	1993-03	LB	Derrick Thomas	1989-99
C	Jack Rudnay	1970-82	CB	Emmitt Thomas	1966-78
QB	Len Dawson	1962-75	CB	Albert Lewis	1983-93
FB	Christian Okoye	1987-92	S	Deron Cherry	1981-91
RB	Ed Podolak	1969-77	S	Johnny Robinson	1960-71

(As selected by Lamar Hunt and Lamar Hunt, Jr. in '99.)



HEISMAN TROPHY CHIEFS

Year	Player	School	Chiefs Year(s)
1959	Billy Cannon	LSU	1970
1965	Mike Garrett	Southern California	1966-70
1981	Marcus Allen	Southern California	1993-97

ALL-LEAGUE, ALL-CONFERENCE HONORS

YEAR	PLAYER	POS.	AP	ALL-AFL		TSN	NEA	
				UPI	TSN			
1960	John Bookman	DB	--	--	--	--	--	
	Mel Branch	DE	1st	1st	1st	1st	--	
	Abner Haynes	RB	1st	1st	1st	1st	--	
	Jerry Cornelison	T	--	2nd	--	--	--	
	Sherrill Headrick	MLB	1st	2nd	1st	1st	--	
	Bill Krisher	G	1st	2nd	1st	1st	--	
	Paul Miller	DE	1st	--	--	2nd	--	
	David Webster	DB	--	--	--	2nd	--	
	Abner Haynes	RB	1st	1st	1st	1st	--	
1961	Jerry Cornelison	T	--	2nd	1st	1st	--	
	Sherrill Headrick	MLB	1st	1st	1st	1st	--	
	E. J. Holub	OLB	--	2nd	2nd	2nd	--	
	Bill Krisher	G	--	2nd	--	--	--	
	David Webster	DB	1st	--	--	1st	--	
	Fred Arbanas	TE	2nd	2nd	--	--	--	
	Mel Branch	DE	2nd	2nd	1st	1st	--	
	Chris Burford	E	1st	1st	1st	1st	--	
	Len Dawson	QB	1st	1st	1st	1st	--	
1962	Abner Haynes	RB	1st	1st	1st	1st	--	
	Sherrill Headrick	MLB	1st	1st	1st	1st	--	
	E. J. Holub	OLB	1st	1st	1st	1st	--	
	Bobby Hunt	DB	1st	1st	--	--	--	
	Jerry Mays	DT	2nd	2nd	1st	1st	--	
	Curtis McClinton	RB	--	2nd	--	--	--	
	Jim Tyrer	T	--	--	--	1st	--	
				AP	UPI	TSN	NEA	
	1963	Fred Arbanas	TE	1st	1st	1st	--	--
		Mel Branch	DE	2nd	2nd	--	--	--
		Dave Grayson	DB	--	--	1st	--	--
Jerry Mays		DT	2nd	2nd	--	--	--	
Johnny Robinson		S	--	2nd	--	--	--	
1964	Jim Tyrer	T	2nd	2nd	1st	1st	--	
	Fred Arbanas	TE	1st	1st	1st	1st	--	
	Bobby Bell	OLB	2nd	1st	--	2nd	--	
	Buck Buchanan	DT	2nd	2nd	--	2nd	--	
	Len Dawson	QB	2nd	2nd	--	2nd	--	
	Dave Grayson	DB	1st	2nd	1st	2nd	--	
	Abner Haynes	RB	2nd	--	--	--	--	
	Sherrill Headrick	MLB	2nd	--	--	--	--	
	E. J. Holub	OLB	--	--	--	2nd	--	
	Bobby Hunt	DB	2nd	--	--	--	--	
	Jerry Mays	DT	2nd	--	1st	2nd	--	
1965	Jim Tyrer	T	2nd	2nd	1st	2nd	--	
	Fred Arbanas	TE	2nd	--	--	2nd	--	
	Bobby Bell	OLB	1st	1st	1st	1st	--	
	Buck Buchanan	DT	2nd	2nd	--	2nd	--	
	Len Dawson	NEA	--	--	--	2nd	--	
	Mack Lee Hill	RB	--	2nd	--	--	--	
	E. J. Holub	OLB	--	2nd	--	--	--	
	Jerry Mays	DE	1st	2nd	1st	1st	--	
	Curtis McClinton	RB	2nd	--	--	--	--	
	Johnny Robinson	S	1st	2nd	1st	2nd	--	
	Jim Tyrer	T	1st	1st	1st	1st	--	
1966	Fred Williamson	CB	--	1st	--	--	--	
	Fred Arbanas	TE	1st	1st	1st	1st	--	
	Bobby Bell	OLB	1st	1st	1st	1st	--	
	Buck Buchanan	DT	1st	1st	1st	2nd	--	
	Ed Budde	G	1st	--	2nd	2nd	--	
	Len Dawson	QB	1st	1st	1st	1st	--	
	Sherrill Headrick	MLB	2nd	--	--	2nd	--	
	E. J. Holub	OLB	2nd	2nd	1st	--	--	
	Bobby Hunt	DB	2nd	--	2nd	2nd	--	
	Jerry Mays	DE	1st	1st	1st	1st	--	
	Johnny Robinson	S	1st	1st	1st	1st	--	
	Otis Taylor	WR	1st	1st	2nd	1st	--	
	Jim Tyrer	T	1st	1st	1st	1st	--	
Jerrel Wilson	P	--	--	2nd	--	--		

HONORS

YEAR	PLAYER	POS.	ALL-PRO			ALL-AFL			
			AP	UPI	TSN	NEA	FW	PFW	NEA
1967	Fred Arbanas	TE	2nd	2nd	--	1st	--	--	1st
	Bobby Bell	OLB	1st	1st	1st	1st	--	--	1st
	Buck Buchanan	DT	1st	1st	1st	1st	--	--	1st
	Ed Budde	G	2nd	--	--	2nd	--	--	2nd
	Mike Garrett	RB	1st	1st	1st	1st	--	--	1st
	Jerry Mays	DE	2nd	--	1st	2nd	--	--	1st
	Johnny Robinson	S	1st	1st	2nd	1st	--	--	1st
	Jan Stenerud	K	--	--	2nd	2nd	--	--	2nd
	Otis Taylor	WR	--	--	2nd	2nd	--	--	2nd
	Jim Tyrer	T	1st	2nd	1st	2nd	--	--	2nd
1968	Bobby Bell	OLB	--	--	1st	1st	1st	--	1st
	Buck Buchanan	DT	2nd	--	1st	1st	2nd	--	1st
	Ed Budde	G	--	--	2nd	2nd	2nd	--	2nd
	Len Dawson	QB	--	--	2nd	2nd	--	--	--
	Robert Holmes	RB	--	--	2nd	2nd	2nd	--	2nd
	Willie Lanier	MLB	--	--	1st	--	2nd	--	1st
	Jim Lynch	OLB	--	--	2nd	2nd	--	--	2nd
	Jerry Mays	DE	--	--	2nd	2nd	1st	--	2nd
	Johnny Robinson	S	--	1st	1st	1st	1st	1st	1st
	Jan Stenerud	K	2nd	--	--	--	1st	--	--
	Jim Tyrer	T	--	--	1st	1st	2nd	1st	1st
	Jerrel Wilson	P	2nd	--	--	--	1st	1st	--
	1969	Bobby Bell	OLB	1st	1st	1st	1st	1st	1st
Buck Buchanan		DT	--	1st	1st	1st	1st	1st	2nd
Ed Budde		G	2nd	--	1st	2nd	1st	1st	1st
Aaron Brown		DE	--	--	--	--	2nd	--	--
Dave Hill		G	--	--	--	--	2nd	--	--
E.J. Holub		C	--	--	2nd	--	--	--	--
Willie Lanier		MLB	--	--	--	2nd	2nd	1st	2nd
Jim Lynch		LB	--	--	2nd	2nd	--	--	2nd
Jerry Mays		DE	--	--	2nd	--	2nd	--	--
Mo Moorman		G	--	--	2nd	--	2nd	--	--
Johnny Robinson		S	--	--	1st	1st	1st	1st	1st
Jan Stenerud		K	2nd	--	--	--	1st	--	--
Emmitt Thomas		CB	--	--	--	--	2nd	--	--
Jim Tyrer	T	1st	1st	1st	1st	1st	1st	1st	
1970	Bobby Bell	OLB	1st	1st	1st	1st	1st	1st	1st
	Aaron Brown	DE	--	--	--	--	1st	--	--
	Buck Buchanan	DT	--	--	--	--	1st	2nd	--
	Ed Budde	G	--	--	--	--	1st	1st	--
	Jim Tyrer	T	1st	1st	1st	1st	1st	1st	1st
	Willie Lanier	MLB	--	2nd	--	2nd	1st	1st	1st
	Jim Marsalis	CB	1st	2nd	1st	--	1st	1st	1st
	Jerry Mays	DT	--	--	--	--	2nd	--	--
	Ed Podolak	RB	--	--	--	--	2nd	--	--
	Johnny Robinson	S	1st	1st	1st	1st	1st	1st	1st
	Jan Stenerud	K	1st	1st	--	--	1st	--	1st
	Emmitt Thomas	CB	--	--	--	--	2nd	--	--
	1971	Bobby Bell	OLB	--	2nd	1st	2nd	1st	1st
Aaron Brown		DE	--	--	--	--	1st	2nd	--
Buck Buchanan		DT	--	--	--	2nd	2nd	--	1st
Ed Budde		G	--	--	--	--	2nd	--	--
Curley Culp		DT	--	2nd	--	--	--	--	--
Len Dawson		QB	--	--	--	--	2nd	--	--
Willie Lanier		LB	1st	1st	1st	1st	1st	1st	1st
Jim Marsalis		CB	--	--	--	--	1st	1st	--
Johnny Robinson		S	--	--	--	--	--	1st	--
Jan Stenerud		K	--	1st	--	--	--	--	--
Otis Taylor		WR	1st	1st	1st	1st	1st	1st	1st
Emmitt Thomas		CB	--	2nd	--	--	1st	2nd	--
Jim Tyrer		T	--	2nd	1st	2nd	1st	1st	1st
Jerrel Wilson	P	--	1st	--	--	--	--	1st	
1972	Bobby Bell	LB	--	--	--	--	--	--	1st
	Willie Lanier	LB	--	--	1st	2nd	--	1st	1st
	Otis Taylor	WR	--	1st	--	--	--	1st	--
	Emmitt Thomas	CB	--	--	--	--	2nd	--	--
	Jerrel Wilson	P	--	1st	--	2nd	--	--	1st
1973	Willie Lanier	MLB	1st	2nd	--	1st	1st	1st	1st
	Jack Rudnay	C	--	--	--	2nd	1st	2nd	--
	Jerrel Wilson	P	--	2nd	--	2nd	--	--	--

YEAR	PLAYER	POS.	ALL-PRO					ALL-AFC			
			AP	FW	PFW	NEA	AP	UPI	TSN	PFW	
1974	Willie Lanier	MLB	2nd	2nd	--	1st	1st	1st	1st	1st	
	Jack Rudnay	C	--	--	--	2nd	1st	2nd	--	--	
	Emmitt Thomas	CB	1st	1st	--	2nd	1st	1st	1st	1st	
	Jan Stenerud	K	--	--	--	1st	--	--	--	--	
	Jerrel Wilson	P	--	--	--	2nd	--	2nd	--	--	
1975	Willie Lanier	MLB	--	2nd	--	1st	--	2nd	--	--	
	Jack Rudnay	C	--	--	--	2nd	--	--	--	--	
	Jan Stenerud	K	2nd	2nd	--	2nd	1st	1st	1st	1st	
	Emmitt Thomas	CB	2nd	--	--	1st	--	1st	--	1st	
	Jerrel Wilson	P	--	--	--	2nd	--	--	--	--	
1976	Jan Stenerud	K	--	--	--	2nd	1st	--	--	--	
1977	None										
			AP	FW	PFW	NEA	SI	UPI	TSN	PFW	
1978	None										
1979	Bob Grupp	P	--	1st	1st	1st	1st	1st	1st	1st	
	Jack Rudnay	C	--	--	--	2nd	--	--	--	--	
	Art Still	DE	--	--	--	--	--	2nd	--	--	
1980	Gary Barbaro	S	2nd	--	2nd	--	--	--	1st	1st	
	J.T. Smith	PR	1st	--	--	1st	1st	--	--	1st	
	Art Still	DE	2nd	1st	1st	1st	1st	1st	1st	1st	
			AP	FW	NEA	TSN	PFW	SI	UPI	PFW	
1981	Gary Barbaro	S	--	1st	1st	--	--	--	2nd	1st	
	Joe Delaney	RB	--	--	--	--	--	--	1st	1st	
	Gary Green	CB	--	--	2nd	--	--	--	1st	1st	
	Eric Harris	CB	--	--	--	--	--	--	2nd	--	
	Nick Lowery	K	2nd	--	1st	--	--	--	1st	1st	
1982	J.T. Smith	PR	--	--	--	--	--	--	--	1st	
	Gary Barbaro	S	--	--	1st	--	--	--	1st	*	
	Gary Green	CB	--	--	--	--	--	--	2nd	*	
	Art Still	DE	--	--	--	--	--	--	2nd	*	
	Nick Lowery	K	--	--	--	--	--	--	2nd	*	
1983	Carlos Carson	WR	--	--	--	--	--	--	1st	--	
	Deron Cherry	S	2nd	--	--	--	1st	--	1st	1st	
	Gary Green	CB	--	1st	1st	--	--	--	1st	--	
1984	Jim Arnold	P	2nd	--	--	--	--	--	--	--	
	Deron Cherry	S	1st	--	2nd	--	--	--	1st	--	
	Gary Green	CB	--	--	2nd	--	--	--	--	--	
1985	Art Still	DE	2nd	--	--	--	--	--	2nd	--	
	Deron Cherry	S	2nd	--	2nd	--	**	--	1st	**	
	Nick Lowery	K	1st	--	1st	--	**	--	2nd	**	
	Lloyd Burruss	S	--	--	--	--	--	--	1st	--	
	Deron Cherry	S	1st	--	2nd	1st	--	1st	1st	1st	
1986	Albert Lewis	CB	--	--	2nd	--	--	--	2nd	--	
	Nick Lowery	K	--	--	--	--	--	--	2nd	--	
	Bill Maas	DT	2nd	--	--	--	1st	--	--	1st	
	Art Still	DE	--	--	--	--	--	--	1st	--	
	Carlos Carson	WR	--	--	--	--	--	--	2nd	--	
1987	Deron Cherry	S	--	--	--	--	--	--	2nd	--	
	Albert Lewis	CB	--	--	--	--	1st	--	2nd	--	
	Bill Maas	DT	--	--	2nd	--	1st	--	1st	1st	
	Paul Palmer	KR	--	--	--	--	--	--	--	1st	
				AP	FW	NEA	TSN	PFW	SI	USA	UPI
1988	Lloyd Burruss	S	--	--	--	--	--	--	--	2nd	--
	Deron Cherry	S	1st	1st	2nd	1st	1st	--	--	1st	1st
	Dino Hackett	ILB	--	--	--	--	--	--	--	2nd	--
	Albert Lewis	CB	--	--	--	--	--	--	--	1st	1st
	Nick Lowery	K	--	--	1st	--	--	1st	--	2nd	--
1989	Deron Cherry	S	--	--	--	--	--	--	--	2nd	--
	Albert Lewis	CB	1st	1st	1st	1st	1st	1st	--	1st	1st
	Christian Okoye	RB	1st	1st	1st	1st	1st	--	--	1st	1st
	Dan Saleaumua	DT	--	--	--	--	--	1st	--	--	--
	Derrick Thomas	OLB	--	--	--	--	--	1st	--	1st	1st
1990	Kevin Ross	S	--	--	--	--	--	2nd	--	--	--
	John Alt	T	2nd	--	--	1st	--	1st	--	1st	--
	Albert Lewis	CB	1st	1st	1st	1st	--	1st	1st	1st	1st
	Nick Lowery	K	1st	1st	1st	1st	1st	--	--	1st	1st
	Kevin Ross	S	2nd	--	--	--	--	--	--	2nd	--
1991	Dan Saleaumua	DT	--	--	2nd	--	1st	1st	--	--	1st
	Derrick Thomas	OLB	1st	1st	1st	1st	1st	--	1st	1st	1st
	John Alt	T	--	--	--	--	--	1st	--	1st	--
1991	Derrick Thomas	LB	1st	--	2nd	1st	1st	--	--	1st	1st
	Christian Okoye	RB	--	--	2nd	--	--	--	--	--	1st

YEAR	PLAYER	POS.	ALL-PRO							ALL-AFC	
			AP	FW	NEA	TSN	PFW	SI	USA	UPI	PFW
1992	Derrick Thomas	LB	--	--	1st	1st	--	--	--	1st	1st
	Neil Smith	DE	--	--	2nd	--	--	--	--	--	--
	Nick Lowery	K	--	--	--	--	--	1st	1st	--	--
1993	Marcus Allen	RB	--	--	--	--	--	--	--	1st	1st
	Neil Smith	DE	1st	1st	1st	--	1st	--	--	1st	1st
	Derrick Thomas	LB	2nd	--	--	--	--	--	--	1st	--
1994	Dale Carter	CB	AP	FW	TSN	PFW	SI	USA	--	UPI	FW
	Neil Smith	DE	--	--	--	--	--	--	--	2nd	--
	Derrick Thomas	LB	2nd	--	--	--	--	--	--	1st	--
1995	Louie Aguiar	P	2nd	--	--	--	--	--	--	2nd	--
	Dale Carter	CB	2nd	--	--	--	--	1st	--	1st	1st
	Dan Saleaumua	DT	--	--	--	--	1st	--	--	--	1st
	Will Shields	G	--	--	--	--	--	1st	--	--	--
	Neil Smith	DE	2nd	--	--	--	--	--	--	1st	1st
	Dave Szott	G	--	--	--	--	--	--	--	2nd	--
	Derrick Thomas	LB	--	--	--	--	--	--	--	2nd	--
Tamarick Vanover	KR	--	--	--	--	--	1st	--	--	--	
1996	Dale Carter	CB	2nd	AP	PFW	TSN	SI	USA	--	UPI	PFW
	Mark Collins	CB	--	--	--	--	--	--	--	1st	1st
	Will Shields	G	--	--	--	--	--	--	--	2nd	--
	Derrick Thomas	LB	2nd	--	--	--	--	1st	--	1st	1st
	Tamarick Vanover	KR	--	--	--	--	--	--	--	--	1st
1997	Dale Carter	CB	--	AP	PFW	TSN	SI	USA	--	--	PFW
	James Hasty	CB	--	--	--	--	--	--	--	1st	--
	Pete Stoyanovich	K	--	1st	--	1st	1st	--	--	--	--
	Dave Szott	G	1st	1st	--	--	--	--	--	1st	--
	Tamarick Vanover	KR	--	--	--	--	1st	--	--	1st	--
1998	None										
1999	Tony Gonzalez	TE	1st	1st	1st	1st	1st	--	--	1st	--
	James Hasty	CB	--	--	--	--	1st	--	--	--	--
	Tony Richardson	FB	--	--	--	1st	--	--	--	--	--
	Will Shields	G	--	--	1st	--	--	--	--	--	--
2000	Tony Gonzalez	TE	AP	PFW	TSN	SI	USA	FD	CPF	FN	PFW
	Eric Hicks	DE	1st	1st	1st	1st	1st	1st	1st	1st	1st
	Mike Maslowski	ST	--	--	--	--	--	2nd	--	--	--
	Tony Richardson	FB	--	--	--	1st	--	--	--	--	--
2001	Tony Gonzalez	TE	AP	PFW	TSN	SI	FD	CPF	--	FN	PFW
	Priest Holmes	RB	1st	--	--	--	2nd	1st	--	1st	1st
	Will Shields	G	--	--	--	--	--	2nd	--	1st	1st
2002	Tony Gonzalez	TE	AP	PFW	TSN	SI	FD	CPF	--	--	PFW
	Dante Hall	KR	2nd	1st	1st	--	2nd	--	--	1st	--
	Priest Holmes	RB	1st	1st	1st	1st	1st	1st	--	1st	--
	Tony Richardson	FB	--	--	--	--	2nd	--	--	--	--
	Willie Roaf	T	2nd	--	--	1st	1st	1st	--	--	--
	Will Shields	G	1st	1st	1st	--	1st	1st	--	1st	--
	Casey Wiegmann	C	--	--	--	1st	--	--	--	--	--
2003	Tony Gonzalez	TE	AP	PFW	TSN	SI	FD	--	--	--	PFW
	Dante Hall	PR/KR	1st	1st	1st	1st	1st	1st	1st	1st	1st
	Priest Holmes	RB	1st	1st	1st	--	1st	--	--	1st	--
	Tony Richardson	FB	--	--	--	--	2nd	--	--	--	--
	Willie Roaf	T	1st	1st	--	--	2nd	--	--	1st	--
	Will Shields	G	1st	1st	1st	--	1st	--	--	1st	1st
2004	Tony Gonzalez	TE	AP	PFW	TSN	SI	FD	CPF	--	--	PFW
	Tony Richardson	FB	2nd	--	--	--	1st	1st	--	--	--
	Willie Roaf	T	2nd	--	--	--	1st	1st	--	--	--
	Will Shields	G	1st	1st	--	--	2nd	1st	--	1st	1st
	Brian Waters	G	1st	1st	1st	--	2nd	2nd	--	--	--

HONORS

Reference: First or second-team All-Pro or All-Conference honors as selected by the following: (AP) Associated Press, (UPI) United Press International, (NEA) Newspaper Enterprise Assoc., (TSN) The Sporting News, (PFW) Pro Football Weekly, (FW) Pro Football Writers of America, (USA) USA Today - Gordon Forbes, (SI) Sports Illustrated - Paul Zimmerman, (FD) Football Digest, (FN) Football News, (CPF) College and Pro Football Newsweekly.

Notes: The Sporting News All-AFL Team was selected by the players in 1960, '62-'66 and by the coaches in '61. Pro Football Weekly's selections have been made by the Pro Football Writers of America since '96.

*No team named due to 1982 NFLPA Strike. **No team named in 1985.

MACK LEE HILL AWARD

Each year since 1966, the Chiefs have selected a recipient for the Mack Lee Hill Award. It is a tribute to the late Mack Lee Hill, an outstanding running back who played for the Chiefs in 1964 and 1965. He was described as a man who played as much with his heart as he did with his driving legs in the early days of the American Football League.

In memory and tribute to Hill, the award is presented annually to the Chiefs rookie or first-year player who, as the inscription on the trophy reads - "best exemplifies the spirit of the late Mack Lee Hill ... the man with the giant heart and the quiet way." In selecting the recipient, the Chiefs veterans look for a first-year player who has displayed the spirit and attitude of Mack Lee Hill.

In 2004, the Mack Lee Hill Award was claimed by DE Jared Allen, marking the sixth consecutive year that honor has gone to a defensive player or players.

Allen served as a blast from the past last season, providing the Kansas City defense with a much-needed injection of youthful exuberance. "Jared is sort of a wild-man type of player who just flies all over the field with great enthusiasm," observed Chiefs head coach Dick Vermeil. When Kansas City selected this up-and-coming pass rusher in the fourth round of the 2004 NFL Draft, Founder Lamar Hunt made a special point of mentioning that Allen won the Buck Buchanan Award as the premier defensive player in NCAA Division I-AA football as a senior at Idaho State in 2003. While Allen still has much to accomplish before he can be mentioned in the same breath as Hall of Fame DT Buck Buchanan at the professional level, he did accomplish much during his rookie campaign.



Chiefs President Carl Peterson presented DE Jared Allen with the Mack Lee Hill Award at the annual 101 Banquet.

Allen quickly made an NFL impact in 2004, starting the final 10 contests of the season. Thanks to a pair of multi-sack games, he came just one QB takedown short of matching the franchise's rookie record of 10.0 sacks established by legendary LB Derrick Thomas in '89. In the process, he also accumulated an impressive 27 QB pressures and 39 tackles. Thanks to his blue-collar style of play, Allen was named to *USA Today's* All-Joe Team and earned NFL All-Rookie honors from a number of outlets, including *Pro Football Weekly*.

Throughout the season, Allen displayed a throwback mentality and a reckless abandon for the playing game, earning him perhaps his highest compliment from Gunther Cunningham. "He plays the game like they used to play it," said the Chiefs defensive coordinator. If Allen can continue to build on the standard he established in 2004, Kansas City fans will likely see this talented young defensive end harassing NFL opponents for years to come.



RB Mack Lee Hill bursts forward for yardage against the Raiders during his memorable two-year pro career with the Chiefs.

MACK LEE HILL AWARD RECIPIENTS

1966 — Mike Garrett, RB	1980 — Eric Harris, CB	1994 — Lake Dawson, WR
1967 — Jan Stenerud, K	1981 — Lloyd Burruss, S	1995 — Tamarick Vanover, WR/KR
1968 — Robert Holmes, RB	1982 — Les Studdard, C	1996 — Reggie Tongue, S
1969 — Jim Marsalis, CB	1983 — David Lutz, T	1997 — Tony Gonzalez, TE
1970 — Jack Rudnay, C	1984 — Kevin Ross, CB	1998 — Victor Riley, T
1971 — Elmo Wright, WR	1985 — Jeff Smith, RB	1999 — Mike Maslowski, LB
1972 — Larry Marshall, WR	1986 — Dino Hackett, LB	2000 — Greg Wesley, S
1973 — Gary Butler, TE	1987 — Christian Okoye, RB	2001 — Eric Downing, DT
1974 — Woody Green, RB	1988 — James Saxon, RB	2002 — Scott Fujita, LB
1975 — Walter White, TE	1989 — Derrick Thomas, LB	2003 — Kawika Mitchell, LB
1976 — Gary Barbaro, S	1990 — Percy Snow, LB	Jimmy Wilkerson, DE
1977 — Gary Green, CB	1991 — Tracy Simien, LB	
1978 — Don Parrish, NT	1992 — Willie Davis, WR	2004 — Jared Allen, DE
1979 — Bob Grupp, P	1993 — Will Shields, G	

DERRICK THOMAS AWARD



Head Coach Dick Vermeil presented QB Trent Green with the 2004 Derrick Thomas Award. Green set franchise single-season records with 4,591 passing yards and eight 300-yard games in 2004.

NFL in 300-yard efforts. In addition, he established a career high by completing 66.37 percent (369 of 556) of his passes, the second-best single-season mark in franchise annals. And let's not forget, he does own the best career rating (87.9) and completion percentage (61.87) of any passer in Chiefs history, better marks than even Hall of Famer Len Dawson, the only quarterback in franchise annals who owns more victories than this 11-year NFL veteran.

While Green's individual numbers were unquestionably impressive, when put in the context of the team, it's clear that he was truly Kansas City's MVP in 2004. As the triggerman of Kansas City's offensive juggernaut, Green was a key reason the 2004 Chiefs became the first squad in franchise history to lead the NFL in total offense, averaging 418.4 yards per game. Kansas City also established an NFL record with 398 first downs and registered a team record with 228 passing first downs. Thanks to Green's arm and his leadership, Kansas City also ranked second in the NFL in scoring (30.2 ppg) and set a team record by scoring 30 points or more in five straight games, while boasting the league's fourth-best passing offense (275.4 yards per game). If you asked Green about his most important accomplishment in 2004, he'd likely reply that it was starting every game for a fourth consecutive season, an impressive string of 64 consecutive starts that snapped the previous Chiefs standard owned by Dawson.

"Trent Green is silently becoming one of the best quarterbacks to play this game," observed Chiefs head coach Dick Vermeil. "He has unbelievable ability to focus on what's going on downfield." But knowing this competitor, Green's current focus isn't on just taking his ultra-consistent play to an even higher level, this consummate team leader will likely be looking for ways to elevate the Chiefs to loftier plateaus in the seasons to come.

During his 11 years in a Chiefs uniform, Derrick Thomas was one of the most brilliant performers and brightest personalities ever to wear a Chiefs uniform. Unquestionably, Derrick Thomas' legacy will live on in Kansas City and across the National Football League.

For the past 26 years the Chiefs have upheld a tradition of selecting the club's Most Valuable Player. Named in honor of the late Derrick Thomas, this Chiefs custom is especially meaningful for its recipients not only because of the man that it is named in honor of, but also because it is selected by a vote of their peers. Thomas was the heart and soul of the Kansas City defense from 1989-99 and will always be regarded as one of the best linebackers to play the game.

You could easily make the case that the nameplate on the back of QB Trent Green's jersey should simply be changed to "Mr. Consistent." After all, Green is the only signal caller in the league to own an active streak of three straight seasons with a 90.0 rating or better. Just the second player to ever be named Kansas City's MVP in back-to-back seasons, Green also became just the fifth QB in NFL history to post consecutive 4,000-yard campaigns, joining illustrious names like Favre, Marino, Fouts and Manning.

Simply put, Green enjoyed another banner season in 2004. He recorded franchise records with 369 completions, 4,591 passing yards and eight 300-yard passing games. In fact, the 2004 season marked the second consecutive season that Green paced the



HONORS

DERRICK THOMAS AWARD RECIPIENTS

(Voted on by Chiefs players)

1979 — Gary Barbaro, S	1988 — Deron Cherry, S	1997 — Andre Rison, WR
1980 — Art Still, DE	1989 — Christian Okoye, RB	1998 — Glenn Parker, G/T
1981 — Joe Delaney, RB	1990 — Steve DeBerg, QB	1999 — Marcus Patton, LB
1982 — Gary Green, CB	1991 — Derrick Thomas, LB	2000 — Derrick Alexander, WR
1983 — Bill Kenney, QB	1992 — Neil Smith, DE	2001 — Priest Holmes, RB
1984 — Art Still, DE	1993 — Marcus Allen, RB	2002 — Priest Holmes, RB
1985 — Lloyd Burruss, S	1994 — Derrick Thomas, LB	2003 — Trent Green, QB
1986 — Albert Lewis, CB	1995 — Marcus Allen, RB	2004 — Trent Green, QB
1987 — Carlos Carson, WR	1996 — Mark Collins, S	

RETIRED JERSEYS

7

Jan Stenerud

Kicker • 1967-79

The first pure placekicker inducted in the Pro Football Hall of Fame, K Jan Stenerud played 19 NFL seasons including 13 with Kansas City. Stenerud still owns or shares eight Chiefs records, including career FG attempts (436), most made FGs in a season (44 in '71) and consecutive games scoring field goals (16). See bio on page 438.



Len Dawson

Quarterback • 1962-75

The standard-bearer for Chiefs signal-callers, QB Len Dawson led the club to three AFL Championships and a Super Bowl IV title. The owner of four AFL passing titles, Dawson still holds numerous Chiefs records and was the MVP of Super Bowl IV. He was a member of seven AFL All-Star or Pro Bowl squads. See bio on page 436.

16



Abner Haynes

Running Back • 1960-64


One of the offensive stars during the Texans/Chiefs first six years, RB Abner Haynes led the club in rushing four times, racking up 3,837 rushing yards on 792 attempts (4.8 avg.) with 389 touchdowns. In addition to becoming the franchise's first 1,000-yard rusher, he was named AFL Player of the Year in '60. See bio on page 446.



Stone Johnson

Running Back • 1963

A sprinter in the '60 Olympics in Rome and a quarterback at Grambling, RB Stone Johnson's athletic career came to a tragic end during his rookie season of '63. Johnson suffered a fractured vertebra in his neck in a preseason game against the Houston Oilers in Wichita, Kansas and died just 10 days later on Sept. 8, 1963.



Mack Lee Hill

Running Back • 1964-65

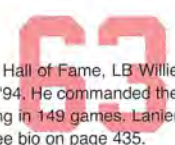
An AFL All-Star as a rookie in '64, RB Mack Lee Hill rushed for 1,203 yards in just 27 games with the Chiefs. Hill suffered a knee injury in the next-to-the-last game of the '65 regular season at Buffalo and tragically died on the operating table two days later on Dec. 14, 1965. Each year since '66, the Chiefs have annually presented the Mack Lee Hill Award to the team's top rookie or first-year performer. See bio on page 442.



Willie Lanier

Linebacker • 1967-77

The second Chiefs player to be enshrined in the Pro Football Hall of Fame, LB Willie Lanier was named to the NFL's 75th Anniversary All-Time Team in '94. He commanded the Chiefs defense for 11 years as the club's middle linebacker, playing in 149 games. Lanier played in two AFL All-Star games and six AFC-NFC Pro Bowls. See bio on page 435.



Bobby Bell

Linebacker • 1963-74

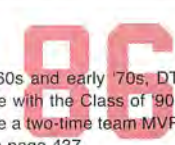
Perhaps the greatest outside linebacker to ever play the game, LB Bobby Bell was the first Chiefs player to enter the Pro Football Hall of Fame in '83. Earned a spot in the AFL All-Star game or the Pro Bowl for nine straight seasons and did not miss a contest during his 12-year career, playing in 168 consecutive games. See bio on page 434.



Buck Buchanan

Defensive Tackle • 1967-77

A pivotal member of the great Chiefs defense of the late '60s and early '70s, DT Buck Buchanan was enshrined in the Pro Football Hall of Fame with the Class of '90. The first overall selection in the '63 AFL draft, Buchanan became a two-time team MVP and an eight-time AFL All-Star or Pro Bowl member. See bio on page 437.



ALL-TIME RECORDS

INDIVIDUAL

SERVICE

Most Seasons, Active Players

15	Jerrel Wilson	1963-77
14	Len Dawson	1962-75
	Ed Budde	1963-76
	Nick Lowery	1980-93
13	Jim Tyrer	1961-73
	Buck Buchanan	1963-75
	Emmitt Thomas	1966-78
	Jan Stenerud	1967-79
	Jack Rudny	1970-82
	John Alt	1984-96
12	Johnny Robinson	1960-71
	Dave Hill	1963-74
	Bobby Bell	1963-74
	Mike Livingston	1968-79
	Henry Marshall	1976-87
	Will Shields	1993-04

Most Games Played, Career

212	Nick Lowery	1980-93
203	Jerrel Wilson	1963-77
192	Will Shields	1993-04
186	Jan Stenerud	1967-79
183	Len Dawson	1962-75
182	Buck Buchanan	1963-75
181	Emmitt Thomas	1966-78
180	Jim Tyrer	1961-73
179	John Alt	1984-96
178	Jack Rudny	1970-82
177	Ed Budde	1963-76
176	Will Shields	1993-03
169	Tim Grunhard	1990-00
	Derrick Thomas	1989-99

Most Games Started, Career (Since 1968)

191	Will Shields	1993-04
171	Jack Rudny	1970-82
164	Tim Grunhard	1990-00
158	Len Dawson (*Since 1962)	1962-75
157	Derrick Thomas	1989-99
149	John Alt	1984-96
148	Emmitt Thomas	1966-78

144	Kevin Ross	1984-93, '97
136	Dave Szott	1980-00
135	Henry Marshall	1976-87

Most Starts, Rookie, Season

16	Sylvester Hicks	1978
	Art Still	1978
	Dave Lutz	1983
	Kevin Ross	1984
	Dino Hackett	1986
	Derrick Thomas	1989
	Greg Wesley	2000

Most Consecutive Games Played, Career

192	Will Shields	Sept. 5, 1993 - Jan. 2, 2005
186	Jan Stenerud	Sept. 9, 1967 - Dec. 16, 1979
180	Jim Tyrer	Sept. 10, 1961 - Dec. 2, 1973
168	Bobby Bell	Sept. 7, 1963 - Dec. 14, 1974
166	Buck Buchanan	Sept. 7, 1963 - Dec. 1, 1974

Most Consecutive Games Started (Since 1968)

191	Will Shields	Sept. 12, 1993 - Jan. 2, 2005
144	Emmitt Thomas	Sept. 28, 1968 - Oct. 15, 1978
134	Jim Lynch	Sept. 9, 1968 - Nov. 6, 1977
120	Tim Grunhard	Sept. 5, 1993 - Oct. 29, 2000
112	Jim Kearney	Sept. 9, 1968 - Dec. 16, 1975

Most Games Started, Quarterback, Career

158	Len Dawson	1962-75
77	Bill Kenney	1979-88
75	Mike Livingston	1968-79
64	Trent Green	2001-04
52	Steve DeBerg	1988-91

Most Consecutive Games Started, Quarterback

64	Trent Green	Sept. 9, 2001 - Jan. 2, 2005
44	Len Dawson	Oct. 31, 1965 - Nov. 3, 1968
35	Steve DeBerg	Nov. 26, 1989 - Dec. 8, 1991
28	Steve Bono	Sept. 3, 1995 - Nov. 24, 1996
	Elvis Grbac	Dec. 26, 1998 - Nov. 19, 2000
	Len Dawson	Sept. 8, 1962 - Nov. 8, 1963

Most Consecutive Seasons Starting Every Game, QB

4	Trent Green	2001-04
2	Len Dawson	1966-67

SCORING

POINTS

Most Points, Career

1,466	Nick Lowery	1980-93
1,231	Jan Stenerud	1967-79
456	Priest Holmes	2001-04
442	Pete Stoyanovich	1996-00
360	Otis Taylor	1965-75

Most Seasons, 100 or More Points

11	Nick Lowery	1981, '83-86, '88-93
5	Jan Stenerud	1967-71
3	Pete Stoyanovich	1997-99
2	Lin Elliott	1994-95
	Morten Andersen	2002-03
	Priest Holmes	2002-03
1	Jack Spikes	1960
	Abner Haynes	1962
	Todd Peterson	2001
	Lawrence Tynes	2004

Most Points, Season

162	Priest Holmes	2003
144	Priest Holmes	2002
139	Nick Lowery	1990
129	Jan Stenerud	1968
119	Jan Stenerud	1969

117	Morten Andersen	2002
116	Jan Stenerud	1970
	Nick Lowery	1983

Most Points, Non-Kickers, Rookie, Season

72	Abner Haynes	1960
66	Billy Jackson	1981
54	Johnny Robinson	1960
48	Mike Garrett	1966
42	Robert Holmes	1968

Most Points, Kickers, Rookie, Season

108	Jan Stenerud	1967
104	Jack Spikes	1960
87	Tommy Brooker	1962

Most Points, Game

30	Abner Haynes vs. Oakland	Nov. 26, 1961
24	Frank Jackson vs. Denver	Dec. 10, 1961
	Abner Haynes vs. Boston	Sept. 8, 1962
	Frank Jackson at San Diego	Dec. 13, 1964
	Bert Coan at Denver	Oct. 23, 1966
	Priest Holmes at Cleveland	Sept. 8, 2002
	Priest Holmes vs. Atlanta	Oct. 24, 2004
	Derrick Blaylock vs. Atlanta	Oct. 24, 2004

TOUCHDOWNS

Most Touchdowns, Career

76	Priest Holmes (70 rush, 6 rec.)	2001-04
60	Otis Taylor (3 rush, 57 rec.)	1965-75
58	Abner Haynes	1960-64
	(39 rush, 17 rec., 1 KOR, 1 fum.)	
55	Chris Burford (0 rush, 55 rec.)	1960-67
54	Tony Gonzalez (0 rush, 54 rec.)	1997-04
49	Stephone Paige (0 rush, 49 rec.)	1983-91
47	Marcus Allen (44 rush, 3 rec.)	1993-97

Most Touchdowns, Season

27	Priest Holmes (27 rush, 0 rec.)	2003
24	Priest Holmes (21 rush, 3 rec.)	2002
19	Abner Haynes (13 rush, 6 rec.)	1962
15	Marcus Allen (12 rush, 3 rec.)	1993
	Priest Holmes (14 rush, 1 rec.)	2004
13	Abner Haynes (9 rush, 3 rec. 1 KOR)	1961
	*NFL RECORD	

Most Touchdowns, Rookie, Season

12	Abner Haynes (9 rush, 3 rec.)	1960
11	Billy Jackson (10 rush, 1 rec.)	1981
8	Johnny Robinson (4 rush, 4 rec.)	1960
7	Mike Garrett (6 rush, 1 rec.)	1966
	Robert Holmes (7 rush, 0 rec.)	1968

Most Touchdowns, Game

5	Abner Haynes vs. Oakland	Nov. 26, 1961
4	Frank Jackson vs. Denver	Dec. 10, 1961
	Abner Haynes vs. Boston	Sept. 8, 1962
	Frank Jackson at San Diego	Dec. 13, 1964
	Bert Coan at Denver	Oct. 23, 1966
	Priest Holmes at Cleveland	Sept. 8, 2002
	Priest Holmes vs. Atlanta	Oct. 24, 2004
	Derrick Blaylock vs. Atlanta	Oct. 24, 2004
3	27 times; Last Priest Holmes vs. Indianapolis	Oct. 31, 2004

Most Consecutive Games Scoring Touchdowns

11	Priest Holmes	2002
8	Priest Holmes	2003-04
7	Marcus Allen	1993
6	Larry Johnson	2004
5	Chris Burford	1962
	Curtis McClinton	1965-66
	Otis Taylor	1966
	Mike Garrett	1967, '69
	Priest Holmes	2004

POINTS AFTER TOUCHDOWN

Most Points After Touchdown Attempted, Career

483	Nick Lowery	1980-93
409	Jan Stenerud	1967-79
164	Pete Stoyanovich	1996-00
149	Tommy Brooker	1962-66

Most Points After Touchdown Attempted, Season

60	Lawrence Tynes	2004
59	Morten Andersen	2003
51	Morten Andersen	2002
46	Tommy Brooker	1964
45	Jan Stenerud	1967
	Pete Stoyanovich	1999

Most Points After Touchdown Attempted, Game

8	Tommy Brooker at Denver	Sept. 7, 1963
	Mike Mercer at Denver	Oct. 23, 1966
	Lawrence Tynes vs. Atlanta	Oct. 24, 2004

Most Points After Touchdown Made, Career

479	Nick Lowery	1980-93
394	Jan Stenerud	1967-79
163	Pete Stoyanovich	1996-00
149	Tommy Brooker	1962-66

Most Points After Touchdown Made, Season

58	Morten Andersen	2003
	Lawrence Tynes	2004
51	Morten Andersen	2002

Most Points After Touchdown Made, Game

8	Tommy Brooker at Denver	Sept. 7, 1963
	Mike Mercer at Denver	Oct. 23, 1966
	Lawrence Tynes vs. Atlanta	Oct. 24, 2004
7	Cotton Davidson vs. Denver	Dec. 10, 1961
	T. Brooker at N.Y. Titans	Nov. 11, 1962
	Jack Spikes vs. Denver	Dec. 8, 1963
	Tommy Brooker vs. Houston	Nov. 28, 1965
	Morten Andersen vs. Arizona	Dec. 1, 2002
	Morten Andersen vs. St. Louis	Dec. 8, 2002
	Lawrence Tynes at Tennessee	Dec. 13, 2004

Most Consecutive Points After Touchdown

197	Nick Lowery	1983-89
155	Jan Stenerud	1968-73
149	Tommy Brooker	1962-66

Highest Point After Percentage, Career (100 PATS)

100.00	Tommy Brooker (149-149)	1962-66
99.39	Pete Stoyanovich (163-164)	1996-00
99.17	Nick Lowery (479-483)	1980-93
99.09	Morten Andersen (109-110)	2002-03
96.33	Jan Stenerud (394-409)	1967-79

FIELD GOALS

Most Field Goals Attempted, Career

436	Jan Stenerud	1967-79
410	Nick Lowery	1980-93
115	Pete Stoyanovich	1996-00
85	Tommy Brooker	1962-66
60	Lin Elliott	1994-95

Most Field Goals Attempted, Season

44	Jan Stenerud	1971
42	Jan Stenerud	1970
40	Jan Stenerud	1968

Most Field Goals Attempted, Game

7	Jan Stenerud vs. Buffalo	Dec. 19, 1971
6	Tommy Brooker vs. San Diego	Dec. 16, 1962
	Jan Stenerud	6 times
	Last: at Washington	Oct. 10, 1976
	Todd Peterson vs. Denver	Dec. 16, 2001

Most Seasons Leading League, Field Goals Made

3	Jan Stenerud	1967, '70, '75
---	--------------	----------------

Most Field Goals Made, Career

329	Nick Lowery	1980-93
279	Jan Stenerud	1967-79
93	Pete Stoyanovich	1996-00
49	Lin Elliott	1994-95
42	Todd Peterson	2000-01
41	Tommy Brooker	1962-66

Most Field Goals Made, Season

34	Nick Lowery	1990
----	-------------	------

Most Field Goals Made, Career

30	Jan Stenerud	1968, '70
27	Jan Stenerud	1969
	Nick Lowery	1988
	Pete Stoyanovich	1998
	Todd Peterson	2001
26	Jan Stenerud	1971
	Nick Lowery	1981
	Pete Stoyanovich	1997

Most Field Goals Made, Rookie, Season

21	Jan Stenerud	1967
13	Jack Spikes	1960
12	Tommy Brooker	1962

Most Field Goals Made, Game

5	Jan Stenerud at Buffalo	Nov. 2, 1969
	Jan Stenerud vs. Buffalo	Dec. 7, 1969
	Jan Stenerud vs. Buffalo	Dec. 19, 1971
	Nick Lowery vs. L.A. Raiders	Sept. 12, 1985
	Nick Lowery vs. Cincinnati	Nov. 13, 1988
	Nick Lowery at Chicago	Dec. 29, 1990
	Nick Lowery vs. Denver	Sept. 20, 1993
4	Tommy Brooker vs. San Diego	Dec. 16, 1962
	Mike Mercer at N.Y. Jets	Nov. 27, 1966
	Lin Elliott vs. Seattle	Dec. 24, 1995
	Jan Stenerud	10 times
	Nick Lowery	8 times
	Pete Stoyanovich	2 times
	Todd Peterson vs. Denver	Dec. 16, 2001

Most Consecutive Games Scoring Field Goals

16	Jan Stenerud	1969-70
12	Pete Stoyanovich	1997-98
11	Jan Stenerud	1968-69
	Jan Stenerud	1971-72
	Nick Lowery	1985-86
	Morten Andersen	2002

Most Consecutive Field Goals Made

22	Pete Stoyanovich	1997-98
21	Nick Lowery	1990-91
16	Jan Stenerud	1969

Longest Field Goal

58	Nick Lowery at Washington	Sept. 18, 1983
	Nick Lowery vs. L.A. Raiders	Sept. 12, 1985
57	Nick Lowery vs. Seattle	Sept. 14, 1980
55	Jan Stenerud at Denver	Oct. 4, 1970
54	Jan Stenerud at Houston	Sept. 9, 1967
	Jan Stenerud at Denver	Oct. 5, 1969
	Jan Stenerud at San Francisco	Dec. 6, 1971
	Nick Lowery vs. L.A. Raiders	Nov. 6, 1983
	Nick Lowery at Detroit	Nov. 26, 1987
	Pete Stoyanovich vs. Denver	Nov. 16, 1997
53	Pete Stoyanovich at Seattle	Nov. 8, 1988
52	Jan Stenerud	4 times
	Eddie Murray vs. Pittsburgh	Oct. 25, 1992
	Nick Lowery	8 times
	Pete Stoyanovich at St. Louis	Oct. 26, 1997

Highest Field Goal Percentage, Career (Minimum 100 Attempts)

80.9	Pete Stoyanovich (93-115)	1996-00
80.2	Nick Lowery (329-410)	1960-93
64.0	Jan Stenerud (279-436)	1967-79

Highest Field Goal Percentage, Season

96.3	Pete Stoyanovich (26-27)	1997
91.9	Nick Lowery (34-37)	1990
91.6	Nick Lowery (22-24)	1992
88.9	Nick Lowery (24-27)	1985

Highest Field Goal Percentage, Arrowhead Stadium (Minimum 50 Makes)

88.1	Pete Stoyanovich (52-59)	1996-00
85.6	Nick Lowery (179-209)	1980-93
58.6	Jan Stenerud (75-128)	1972-79

Most Field Goals, No Misses, Game

5	Jan Stenerud at Buffalo	Nov. 2, 1969
	Jan Stenerud vs. Buffalo	Dec. 7, 1969
	Nick Lowery vs. L.A. Raiders	Sept. 12, 1985
	Nick Lowery at Chicago	Dec. 29, 1990
	Nick Lowery vs. Denver	Sept. 20, 1993

Most Field Goals, 50 or More Yards, Career

20	Nick Lowery	1980-93
12	Jan Stenerud	1967-79
5	Pete Stoyanovich	1996-99

Most Field Goals, 50 or More Yards, Season

4	Nick Lowery	1980
3	Nick Lowery	1985, '88
2	Pete Stoyanovich	1997, '98
	Lawrence Tynes	2004

Most Field Goals, 50 or More Yards, Game

2	Nick Lowery vs. Seattle	Sept. 14, 1980
	Nick Lowery at New Orleans	Sept. 8, 1985
	Nick Lowery at Detroit	Nov. 26, 1987

DEFENSIVE AND SPECIAL TEAMS SCORES**Most Defensive Touchdowns, Career**

8	Bobby Bell (6 INTs, 2 FRs)	1963-74
5	Emmitt Thomas (5 INTs)	1966-78
	Jim Kearney (5 INTs)	1967-75
4	Lloyd Burruss (4 INTs)	1981-91
	Derrick Thomas (4 FRs)	1989-99
	James Hasty (3 INTs, 1 FR)	1995-99

Most Defensive Touchdowns, Season

4	Jim Kearney (4 INTs)	1972
3	David Webster (2 INTs, 1 FR)	1950
	Lloyd Burruss (3 INTs)	1986
	Charles Milncy (2 INTs, 1 FR)	1992
	Mark McMillian (3 INTs)	1997

Most Special Teams Touchdowns, Career

9	Dante Hall (4 PRs, 5 KORs)	2000-04
8	Tamarick Vanover (4 PRs, 4 KORs)	1995-99
4	J.T. Smith (4 PRs)	1978-84
2	Noland Smith (2 KORs)	1967-69
	Goldie Sellers (1 PR, 1 fumbled KOR)	1968-69
	Kevin Ross (1 fumbled KOR, 1 blocked punt)	1984-93, '97
	Paul Palmer (2 KORs)	1987-88
	Dale Carter (2 PRs)	1992-98

Most Special Teams Touchdowns, Season

4	Dante Hall (2 PRs, 2 KORs)	2003
3	Tamarick Vanover (2 KORs, 1 PR)	1995
	Dante Hall (2 PRs, 1 KOR)	2002
2	J.T. Smith (2 PRs)	1979
	J.T. Smith (2 PRs)	1980
	Paul Palmer (2 KORs)	1987
	Dale Carter (2 PRs)	1992
	Dante Hall (2 KORs)	2004

Most Safeties, Career

3	Derrick Thomas	1989-98
2	Bill Maas	1984-92
	Dan Saleaumua	1989-96
	Joe Phillips	1992-97

Most Safeties, Season

1	Buck Buchanan	1963-75
	Willie Lanier	1967-77
	John Lohmeyer	1973, '75-77
	Ed Beckman	1977-84
	Dino Hackett	1986-92
	Albert Lewis	1983-93
	Rob McGovern	1989-90

Most Safeties, Season

1	Buck Buchanan	1968
	Willie Lanier	1974
	John Lohmeyer	1976
	Ed Beckman	1978
	Dino Hackett	1988
	Albert Lewis	1988
	Bill Maas	1988, '90
	Rob McGovern	1989
	Dan Saleaumua	1991, '96
	Derrick Thomas	1994, '97, '98
	Joe Phillips	1997

Most Two-Point Conversions, Career

2	Bo Dickinson	1960-61
	Curtis McClinton	1962-69
	Jerrel Wilson	1963-77
	Reg Carolan	1964-68
	Tony Gonzalez	1997-04
	Trent Green	2001-04

Most Two-Point Conversions, Season

2	Bo Dickinson	1961
---	--------------	------

Most Two-Point Conversion Passes, Career

8	Len Dawson	1962-75
3	Trent Green	2001-04
2	Randy Duncan	1961
	Elvis Grbac	1997-00

RUSHING

Most Seasons Leading League

1	Abner Haynes	1960	Priest Holmes	2001
	Christian Okoye	1989		

ATTEMPTS

Most Attempts, Career

1,246	Christian Okoye	1987-92
1,157	Ed Podolak	1969-77
1,156	Priest Holmes	2001-04
932	Marcus Allen	1993-97
792	Abner Haynes	1960-64

Most Attempts, Season

370	Christian Okoye	1989
327	Priest Holmes	2001
320	Priest Holmes	2003
313	Priest Holmes	2002
245	Christian Okoye	1990

Most Attempts, Consecutive Seasons

640	Priest Holmes (327, 313)	2001-02
633	Priest Holmes (313, 320)	2002-03
615	Christian Okoye (370, 245)	1989-90
516	Priest Holmes (320, 196)	2003-04
475	Christian Okoye (105, 370)	1988-89
470	Christian Okoye (245, 225)	1990-91

Most Attempts, Rookie, Season

234	Joe Delaney	1981
174	Robert Holmes	1968
157	Christian Okoye	1987
156	Abner Haynes	1960
147	Mike Garrett	1966

Most Attempts, Game

38	Christian Okoye vs. Green Bay	Dec. 10, 1989
37	Christian Okoye vs. Seattle	Nov. 5, 1989
35	Barry Word vs. L.A. Raiders	Dec. 22, 1991
33	Christian Okoye vs. Dallas	Oct. 22, 1989
	Marcus Allen vs. L.A. Raiders	Dec. 24, 1994
	Priest Holmes at Baltimore	Oct. 4, 2004
	Derrick Blaylock at New Orleans	Nov. 14, 2004

YARDS GAINED

Most Yards Gained, Career

5,482	Priest Holmes	2001-04
4,897	Christian Okoye	1987-92
4,451	Ed Podolak	1969-77
3,837	Abner Haynes	1960-64
3,698	Marcus Allen	1993-97
3,246	Mike Garrett	1966-70

Most Yards Gained, Season (All 1,000+)

1,615	Priest Holmes	2002
1,555	Priest Holmes	2001
1,480	Christian Okoye	1989
1,420	Priest Holmes	2003
1,121	Joe Delaney	1981
1,087	Mike Garrett	1967
1,053	Tony Reed	1978
1,049	Abner Haynes	1962
1,031	Christian Okoye	1991
1,015	Barry Word	1990

Most Yards Gained, Consecutive Seasons

3,170	Priest Holmes (1,555, 1,615)	2001-02
3,035	Priest Holmes (1,615, 1,420)	2002-03
2,312	Priest Holmes (1,420, 892)	2003-04
2,285	Christian Okoye (1,480, 805)	1989-90
1,953	Christian Okoye (473, 1,480)	1988-89

Most Yards Gained, Rookie, Season

1,121	Joe Delaney	1981
866	Robert Holmes	1968
801	Mike Garrett	1966
660	Christian Okoye	1987
604	Curtis McClinton	1962

Most Yards Gained, Game (All 180+)

200	Barry Word at Detroit	Oct. 14, 1990
197	Priest Holmes at Seattle	Nov. 24, 2002
193	Joe Delaney vs. Houston	Nov. 15, 1981
192	Mike Garrett vs. N.Y. Jets	Nov. 5, 1967
186	Derrick Blaylock at New Orleans	Nov. 14, 2004
181	Priest Holmes at San Diego	Nov. 4, 2001
180	Priest Holmes at New England	Sept. 22, 2002

Most Rushing Yards, Rookie, Game

193	Joe Delaney vs. Houston	Nov. 15, 1981
161	Mike Garrett at San Diego	Dec. 18, 1966
158	Robert Holmes at Cincinnati	Nov. 10, 1968
157	Abner Haynes at N.Y. Titans	Nov. 24, 1960
149	Joe Delaney vs. Denver	Oct. 18, 1981

Most Yards Gained, Consecutive Games

310	(197, 113) Priest Holmes	Nov. 24 - Dec. 1, 2002
301	(104, 197) Priest Holmes	Nov. 17-24, 2002
293	(101, 192) Mike Garrett	Oct. 29 - Nov. 5, 1967
	(132, 161) Priest Holmes	Dec. 8-15, 2002
289	(168, 121) Priest Holmes	Dec. 9-16, 2001

Most Yards Gained vs. One Opponent, Season

282	(156, 126) Christian Okoye vs. Seattle	1989
274	(113, 161) Priest Holmes vs. Denver	2002
270	(101, 169) Mike Garrett vs. Denver	1967
261	(181, 80) Priest Holmes vs. San Diego	2001
249	(130, 119) Mack Lee Hill vs. Houston	1965

Most Games, 100 or More Yards, Career

24	Priest Holmes	2001-04
14	Christian Okoye	1987-92
12	Abner Haynes	1960-65
9	Ed Podolak	1969-77
7	Mike Garrett	1966-70
	Barry Word	1990-92
5	Tony Reed	1977-80
	Joe Delaney	1981-82

Most Games, 100 or More Yards, Season

9	Priest Holmes	2002
8	Christian Okoye	1989
7	Priest Holmes	2001
5	Joe Delaney	1981
4	Abner Haynes	1962
	Mike Garrett	1967

Most Consecutive Games, 100 or More Yards

5	Priest Holmes	Nov. 17 - Dec. 15, 2002
3	Joe Delaney	Oct. 4 - Oct. 18, 1981
	Christian Okoye	Sept. 24 - Oct. 8, 1989
	Christian Okoye	Oct. 22 - Nov. 5, 1989
	Larry Johnson	Dec. 5 - Dec. 19, 2004

Longest Run From Scrimmage

84 (TD)	Ted McKnight at Seattle	Sept. 30, 1979
82	Joe Delaney vs. Denver	Oct. 18, 1981
82 (TD)	Derrick Alexander vs. Pittsburgh	Dec. 12, 1989
80 (TD)	Abner Haynes at N.Y. Jets	Nov. 29, 1964
	Warren McVea vs. Cincinnati	Oct. 26, 1969
77 (TD)	Mike Garrett vs. Houston	Oct. 30, 1966

10+ YARD RUSHES

(Compiled Since 1990)

Most 10+ Yard Rushes, Career

172	Priest Holmes	2001-04
71	Marcus Allen	1993-97
63	Kimble Anders	1991-00
61	Greg Hill	1994-97
54	Barry Word	1990-92

Most 10+ Yard Rushes, Season

53	Priest Holmes	2002
52	Priest Holmes	2001
40	Priest Holmes	2003
29	Barry Word	1990
27	Priest Holmes	2004

Most 10+ Yard Rushes, Game

10	Priest Holmes at Oakland	Dec. 9, 2001
9	Priest Holmes at Seattle	Nov. 24, 2002
6	Priest Holmes vs. Pittsburgh	Oct. 14, 2001
	Priest Holmes at San Diego	Nov. 4, 2001
	Priest Holmes vs. Denver	Dec. 16, 2001
	Priest Holmes at New England	Sept. 22, 2002
	Priest Holmes vs. St. Louis	Dec. 8, 2002
	Priest Holmes at San Diego	Nov. 30, 2003
	Priest Holmes vs. Atlanta	Oct. 24, 2004
	Priest Holmes vs. Indianapolis	Oct. 31, 2004

AVERAGE GAIN

Highest Average Gain, Career (400 attempts)

4.84	Abner Haynes (792-3,837)	1960-64
4.74	Priest Holmes (1,156-5,482)	2001-04
4.44	Ted McKnight (528-2,344)	1977-81

Highest Average Gain, Season (100 attempts)

6.03	Ted McKnight (104-627)	1978
5.61	Abner Haynes (156-875)	1960
5.45	Mike Garrett (147-801)	1966

Highest Average Gain, Game (10 attempts)

12.25	T. McKnight at Seattle (12-147)	Sept. 30, 1979
11.58	E. Podolak vs. Denver (12-139)	Dec. 6, 1970
11.29	A. Haynes vs. Oakland (14-158)	Nov. 26, 1961

TOUCHDOWNS

Most Touchdowns Rushing, Career

70	Priest Holmes	2001-04
44	Marcus Allen	1993-97
40	Christian Okoye	1987-92
39	Abner Haynes	1960-65
34	Ed Podolak	1969-77

Most Touchdowns Rushing, Season

27	Priest Holmes	2003
21	Priest Holmes	2002
14	Priest Holmes	2004
13	Abner Haynes	1962
12	Christian Okoye	1989
	Marcus Allen	1993
	* NFL RECORD	

Most Touchdowns Rushing, Consecutive Seasons

48	Priest Holmes (21, 27)	2002-03
41	Priest Holmes (27, 14)	2003-04
29	Priest Holmes (8, 21)	2001-02
22	Abner Haynes (9, 13)	1961-62
20	Marcus Allen (9, 11)	1996-97
	* NFL RECORD	

Most Touchdowns Rushing, Rookie, Season

10	Billy Jackson	1981
9	Abner Haynes	1960
7	Robert Holmes	1968
6	Mike Garrett	1966
5	Jack Spikes	1960
	Tony Reed	1977

Most Rushing Touchdowns, Game

4	Abner Haynes vs. Oakland	Nov. 26, 1961
	Priest Holmes at Cleveland	Sept. 8, 2002
	Priest Holmes vs. Atlanta	Oct. 24, 2004
	Derrick Blaylock vs. Atlanta	Oct. 24, 2004
3	Jack Spikes vs. Houston	Oct. 1, 1961
	Abner Haynes vs. Boston	Sept. 8, 1962

	Bert Coan at Denver	Oct. 23, 1966
	Ed Podolak at Detroit	Nov. 25, 1971
	Ed Podolak vs. Cleveland	Dec. 12, 1976
	Billy Jackson at Oakland	Oct. 25, 1981
	Marcus Allen at Seattle	Dec. 5, 1993
	Donnell Bennett at Philadelphia	Sept. 27, 1998
	Bam Morris at San Diego	Nov. 22, 1998
	Priest Holmes vs. Denver	Oct. 20, 2002
	Priest Holmes vs. Pittsburgh	Sept. 14, 2003
	Priest Holmes vs. Buffalo	Oct. 26, 2003
	Priest Holmes vs. Detroit	Dec. 14, 2003
	Priest Holmes at Minnesota	Dec. 20, 2003
	Priest Holmes at Denver	Sept. 12, 2004
	Priest Holmes vs. Indianapolis	Oct. 31, 2004

Most Rushing TDs, Consecutive Games

7	Priest Holmes	Oct. 24 - 31, 2004
6	Priest Holmes	Dec. 14 - 20, 2003
5	Priest Holmes	Sept. 7 - 14, 2003
	Priest Holmes	Sept. 14 - 21, 2003
	Priest Holmes	Oct. 26 - Nov. 9, 2003
	Priest Holmes	Dec. 7 - 14, 2003
	Priest Holmes	Dec. 20 - 28, 2003

Most Consecutive Games Rushing For TDs

11	Priest Holmes	Sept. 22 - Dec. 8, 2002
8	Priest Holmes	Nov. 23, 2003 - Sept. 19, 2004
6	Larry Johnson	Nov. 28, 2004 - Jan. 2, 2005
5	Mike Garrett	Oct. 15 - Nov. 12, 1967
4	Abner Haynes	Oct. 16 - Nov. 13, 1960
	Jack Spikes	Dec. 18, 1960 - Oct. 1, 1961
	Warren McVea	Nov. 9 - Nov. 27, 1969
	Ted McKnight	Sept. 6 - Sept. 27, 1981
	Theotis Brown	Dec. 11, 1983 - Sept. 9, 1984
	Christian Okoye	Oct. 1 - Oct. 22, 1989
	Bam Morris	Nov. 22 - Dec. 13, 1998

PASSING

Most Seasons Leading League

4	Len Dawson	1962, 1964, 1966, 1968
---	------------	------------------------

PASSER RATING

Highest Passer Rating Career (1,000 attempts)

87.9	Trent Green	2001-04
83.2	Len Dawson	1962-75
81.6	Steve DeBerg	1968-91
80.8	Elvis Grbac	1997-00
77.1	Bill Kenney	1979-88

Highest Passer Rating, Season (Qualifiers)

101.9	Len Dawson	1966
98.8	Len Dawson	1968
98.4	Len Dawson	1962
96.3	Steve DeBerg	1990
95.2	Trent Green	2004

Highest Passer Rating, Rookie, Season

112.3	Todd Blackledge	1983
66.9	Hunter Enis	1960
55.8	Steve Fuller	1979

Highest Passer Rating, Game (20 attempts)

158.3	Trent Green vs. Detroit	Dec. 14, 2003
156.6	Steve Bono at Seattle	Sept. 3, 1995
154.3	Trent Green at Washington	Sept. 30, 2001
147.6	Bill Kenney at San Diego	Dec. 16, 1984
146.0	Joe Montana at Tampa Bay	Sept. 5, 1993

ATTEMPTS

Most Passes Attempted, Career

3,696	Len Dawson	1962-75
2,430	Bill Kenney	1979-88
2,072	Trent Green	2001-04
1,751	Mike Livingston	1968-79
1,616	Steve DeBerg	1988-91
1,548	Elvis Grbac	1997-00

Most Passes Attempted, Season (All 500+)

603	Bill Kenney	1983
556	Trent Green	2004
547	Elvis Grbac	2000
523	Trent Green	2001
	Trent Green	2003
520	Steve Bono	1995

Most Passes Attempted, Consecutive Seasons

1,079	Trent Green (523, 556)	2003-04
1,046	Elvis Grbac (499, 547)	1999-00
993	Trent Green (523, 470)	2001-02
	Trent Green (470, 523)	2002-03
958	Steve Bono (520, 438)	1995-96
885	Bill Kenney (603, 282)	1983-84
878	Steve DeBerg (444, 434)	1990-91

Most Passes Completed, Career

2,115	Len Dawson	1962-75
1,330	Bill Kenney	1979-88
1,282	Trent Green	2001-04
934	Steve DeBerg	1988-91
912	Mike Livingston	1968-79
897	Elvis Grbac	1997-00

Most Passes Completed, Season

369	Trent Green (556 att.)	2004
346	Bill Kenney (603 att.)	1983
330	Trent Green (523 att.)	2003
326	Elvis Grbac (547 att.)	2000
299	Joe Montana (493 att.)	1994

Most Passes Completed, Consecutive Seasons

699	Trent Green (330, 369)	2003-04
620	Elvis Grbac (294, 326)	1999-00
617	Trent Green (287, 330)	2002-03
583	Trent Green (296, 287)	2001-02
528	Steve Bono (293, 235)	1995-96
514	Steve DeBerg (258, 256)	1990-91

Most Passes Attempted, Rookie, Season

270	Steve Fuller	1979
54	Hunter Enis	1960
34	Todd Blackledge	1983

Most Passes Attempted, Game (All 50+)

55	Joe Montana at San Diego	Oct. 9, 1994
	Steve Bono at Miami	Dec. 12, 1994
54	Joe Montana at Denver	Oct. 17, 1994
	Steve Bono at San Diego	Sept. 29, 1996
53	Elvis Grbac at Oakland	Nov. 5, 2000
	Trent Green at San Diego	Jan. 2, 2005
52	Bill Kenney at Denver	Oct. 30, 1983
50	Bill Kenney vs. Buffalo	Nov. 30, 1986
	Steve DeBerg at Cleveland	Nov. 24, 1991
	Rich Gannon at Jacksonville	Nov. 9, 1997

COMPLETIONS

Most Passes Completed, Rookie, Season

146	Steve Fuller	1979
30	Hunter Enis	1960
20	Todd Blackledge	1983

Most Passes Completed, Game (All 30+)

39	Elvis Grbac at Oakland	Nov. 5, 2000
37	Joe Montana at San Diego	Oct. 9, 1994
34	Joe Montana at Denver	Oct. 17, 1994
	Trent Green at Denver	Dec. 7, 2003
33	Steve Bono at Miami	Dec. 12, 1994
	Trent Green at San Diego	Jan. 2, 2005
32	Trent Green at Tampa Bay	Nov. 7, 2004
	Trent Green vs. Oakland	Dec. 25, 2004
31	Bill Kenney at San Diego	Dec. 11, 1983
	Elvis Grbac vs. Carolina	Dec. 10, 2000
30	Steve DeBerg vs. Cleveland	Nov. 24, 1991
	Elvis Grbac vs. Seattle	Nov. 21, 1999

Most Consecutive Passes Completed

15	Len Dawson at Houston	Sept. 9, 1967
	Bill Kenney vs. San Diego (13)	Sept. 12, 1983
	at Washington (2)	Sept. 18, 1983
14	Trent Green vs. Indianapolis	Oct. 31, 2004

COMPLETION PERCENTAGE

Most Seasons Leading League

*8	Len Dawson	1962, '64-69, '75
	*NFL RECORD	

Most Consecutive Seasons Leading League

*6	Len Dawson	1964-69
	*NFL RECORD	

Highest Completion Percentage, Career (1,000 Attempts)

61.87	Trent Green (2,072-1,282)	2001-04
57.97	Steve DeBerg (1,616-934)	1988-91
57.94	Elvis Grbac (1,548-897)	1997-00
57.22	Len Dawson (3,696-2,115)	1962-75
54.73	Bill Kenney (2,430-1,330)	1979-88

Highest Completion Percentage, Season (Qualifiers)

66.43	Len Dawson (140-93)	1975
66.37	Trent Green (556-369)	2004

63.10	Trent Green (523-330)	2003
61.06	Trent Green (470-287)	2002
60.95	Len Dawson (310-189)	1962
60.74	Joe Montana (298-181)	1993

Highest Completion Percentage, Rookie, Season

58.82	Todd Blackledge (34-20)	1983
55.56	Hunter Enis (54-30)	1960
54.07	Steve Fuller (270-146)	1979

Highest Completion Percentage, Game (20 attempts)

80.95	D. Krieg at N.Y. Jets (21-17)	Nov. 29, 1992
	T. Green vs. Denver (21-17)	Dec. 16, 2001
80.77	T. Green at Washington (26-21)	Sept. 30, 2001
80.00	T. Green vs. Detroit (25-20)	Dec. 14, 2003
79.41	T. Green vs. Indianapolis (34-27)	Oct. 31, 2004
79.17	L. Dawson at Pittsburgh (24-19)	Nov. 15, 1970
78.26	S. Bono at Seattle (23-18)	Sept. 3, 1995

YARDS GAINED

Most Yards Gained, Career (All 10,000+)

28,507	Len Dawson	1962-75
17,277	Bill Kenney	1979-88
16,103	Trent Green	2001-04
11,873	Steve DeBerg	1988-91
11,295	Mike Livingston	1968-79
10,642	Elvis Grbac	1997-00

Most Yards Gained, Season

4,591	Trent Green	2004
4,348	Bill Kenney	1983
4,169	Elvis Grbac	2000

4,039	Trent Green	2003
3,783	Trent Green	2001
3,690	Trent Green	2002

Most Yards Gained, Consecutive Seasons

8,630	Trent Green (4,039, 4,591)	2003-04
7,729	Trent Green (3,690, 4,039)	2002-03
7,558	Elvis Grbac (3,389, 4,169)	1999-00
7,473	Trent Green (3,783, 3,690)	2001-02
6,446	Bill Kenney (4,348, 2,098)	1983-84
6,409	Steve DeBerg (3,444, 2,965)	1990-91

Most Yards Gained, Rookie, Season

1,484	Steve Fuller	1979
357	Hunter Enis	1960
259	Todd Blackledge	1983

Most Yards Gained, Game

504	Elvis Grbac at Oakland	Nov. 5, 2000
435	Len Dawson vs. Denver	Nov. 1, 1964
411	Bill Kenney at San Diego	Dec. 11, 1983
400	Trent Green at Green Bay	Oct. 12, 2003
397	Bill Kenney at New Orleans	Sept. 8, 1985
	Trent Green at Denver	Dec. 7, 2003
395	Steve DeBerg at Denver	Sept. 17, 1990
393	Joe Montana at Denver	Oct. 17, 1994

Most Games, 300 Yards Passing, Career

20	Trent Green	2001-04
15	Bill Kenney	1979-88
9	Len Dawson	1962-75
7	Elvis Grbac	1997-00
5	Steve DeBerg	1988-91

Most Games, 300 Yards Passing, Season

8	Trent Green	2004
7	Bill Kenney	1983
5	Elvis Grbac	2000
	Trent Green	2003
4	Joe Montana	1994
	Trent Green	2002
3	Trent Green	2001

2	Colton Davidson	1960
	Len Dawson	1964
	Bill Kenney	1984, '85, '87
	Steve DeBerg	1990
	Dave Krieg	1992
	Steve Bono	1994

Most Consecutive Games, 300 Yards Passing, Season

4	Bill Kenney	1983
	Trent Green	2004
3	Elvis Grbac	2000
2	Joe Montana	1994
	Steve Bono	1994
	Trent Green	2001
	Trent Green	2002
	Trent Green	2003

Long Pass Completion (All TDs)

*99	Trent Green vs. San Diego (to Marc Boerigter)	Dec. 22, 2002
93	Mike Livingston vs. Miami (to Otis Taylor for 79 yards, lateral to Robert Holmes for 14 yards)	Oct. 19, 1969
92	Len Dawson at Denver (to Tommy Brooker)	Nov. 18, 1962
	Len Dawson at Oakland (to Gloster Richardson)	Nov. 3, 1968
90	Len Dawson vs. Houston (to Frank Pitts)	Nov. 17, 1968
	Steve DeBerg vs. San Diego (to J.J. Birden)	Nov. 18, 1990
	*NFL RECORD	

20+ YARD PASSES

(Compiled Since 1990)

Most 20+ Yard Passes, Career

210	Trent Green	2001-04
133	Elvis Grbac	1997-00
73	Steve DeBerg	1990-91
68	Joe Montana	1993-94
57	Dave Krieg	1992-93

Most 20+ Yard Passes, Season

59	Trent Green	2004
55	Elvis Grbac	2000
54	Trent Green	2003

51	Trent Green	2001
46	Trent Green	2002
45	Steve DeBerg	1990

Most 20+ Yard Passes, Game

7	Dave Krieg at L.A. Raiders	Dec. 6, 1992
	Rich Gannon at San Diego	Nov. 22, 1998
	Elvis Grbac at Oakland	Nov. 5, 2000
	Trent Green at Arizona	Oct. 21, 2001
	Trent Green vs. Indianapolis	Oct. 31, 2004
6	10 times; Last Trent Green at SD	Jan. 2, 2005

AVERAGE GAIN**Most Seasons Leading League**

3	Len Dawson	1962, '66, '69
---	------------	----------------

Highest Average Gain, Career (1,000 attempts)

7.77	Trent Green (2,072-16,103)	2001-04
7.71	Len Dawson (3,696-28,507)	1962-75
7.35	Steve DeBerg (1,616-11,873)	1988-91
7.11	Bill Kenney (2,430-17,277)	1979-88

Highest Average Gain, Season (Qualifiers)

9.42	Len Dawson (224-2,109)	1968
8.90	Len Dawson (310-2,759)	1962
	Len Dawson (284-2,527)	1966

Highest Average Gain, Game (20 attempts)

15.76	S. DeBerg at New England (21-331)	Dec. 2, 1990
13.90	T. Green vs. Denver (21-292)	Dec. 16, 2001
12.82	L. Dawson vs. Denver (22-282)	Dec. 19, 1965
12.48	B. Kenney vs. Oakland (23-287)	Oct. 11, 1981

TOUCHDOWNS**Most Seasons Leading League**

*4	Len Dawson	1962, '63, '65, '66
	*NFL RECORD	

Most Touchdown Passes, Career

237	Len Dawson	1962-75
105	Bill Kenney	1979-88
94	Trent Green	2001-04
67	Steve DeBerg	1988-91
66	Elvis Grbac	1997-00

Most Touchdown Passes, Season

30	Len Dawson	1964
29	Len Dawson	1962
27	Trent Green	2004
26	Len Dawson	1963, '66
	Trent Green	2002
24	Len Dawson	1967
	Bill Kenney	1983
	Trent Green	2003

Most Touchdown Passes, Consecutive Seasons

56	Len Dawson (26, 30)	1963-64
55	Len Dawson (29, 26)	1962-63
51	Len Dawson (30, 21)	1964-65
	Trent Green (24, 27)	2003-04

50	Elvis Grbac (22, 28)	1999-00
	Len Dawson (26, 24)	1966-67
	Trent Green (26, 24)	2002-03

Most Touchdown Passes, Rookie, Season

6	Steve Fuller	1979
3	Todd Blackledge	1983
1	Hunter Enis	1960

Most Touchdown Passes, Game

6	Len Dawson vs. Denver	Nov. 1, 1964
5	Len Dawson at Boston	Sept. 25, 1966
	Len Dawson vs. Miami	Oct. 8, 1967
	Elvis Grbac vs. San Diego	Sept. 17, 2000
	Trent Green vs. Miami	Sept. 29, 2002
4	Len Dawson	6 times
	Last: at Baltimore	Sept. 28, 1970
	Bill Kenney	4 times
	Last: at Chicago	Nov. 1, 1987

Most Consecutive Games, Touchdown Passes

15	Elvis Grbac	Nov. 28, 1999 - Nov. 12, 2000
14	Len Dawson	Oct. 3, 1965 - Oct. 8, 1966
12	Len Dawson	Sept. 8, 1962 - Dec. 2, 1962
	Trent Green	Nov. 28, 2001 - Oct. 20, 2002

HAD INTERCEPTED

Most Consecutive Passes, None Intercepted

233 Steve DeBerg	1990
202 Rich Gannon	1997-98

Most Passes Had Intercepted, Career

178 Len Dawson	1962-75
86 Bill Kenney	1979-88
83 Mike Livingston	1968-79
66 Trent Green	2001-04
50 Steve DeBerg	1988-91

Most Passes Had Intercepted, Season

24 Trent Green	2001
23 Cotton Davidson	1961
19 Len Dawson	1963
Bill Kenney	1983
17 Len Dawson	1962, '67
Trent Green	2004

Most Passes Had Intercepted, Rookie, Season

14 Steve Fuller	1979
2 Hunter Enis	1960
0 Todd Blackledge	1983

Most Interceptions, Game

6 Todd Blackledge vs. L.A. Rams	Oct. 20, 1985
---------------------------------	---------------

5 Cotton Davidson at Houston	Oct. 16, 1960
Len Dawson vs. Oakland	Nov. 23, 1969
Mike Livingston vs. Pittsburgh	Oct. 13, 1974
Bill Kenney vs. San Diego	Sept. 20, 1981
Steve DeBerg at San Diego	Sept. 24, 1989

Most Attempts, No Interceptions, Game (All 40+)

47 Trent Green at Denver	Dec. 7, 2003
45 Bill Kenney at L.A. Raiders	Oct. 9, 1983
Steve DeBerg at Denver	Sept. 17, 1990
Trent Green at Green Bay	Oct. 12, 2003
43 Bill Kenney at Houston	Oct. 23, 1983
Rich Gannon at Denver	Dec. 6, 1998
Trent Green at Denver	Dec. 15, 2002
42 Trent Green vs. Cleveland	Nov. 9, 2003
Trent Green at Cincinnati	Nov. 16, 2003
41 Todd Blackledge vs. Houston	Nov. 11, 1984
Steve Bono vs. San Diego	Oct. 9, 1995
Rich Gannon vs. Dallas	Dec. 13, 1998
40 Steve Bono vs. New England	Oct. 15, 1995
Elvis Grbac vs. San Diego	Oct. 16, 1997
Elvis Grbac vs. Oakland	Oct. 15, 2000

LOWEST PERCENTAGE, PASSES HAD INTERCEPTED

Lowest Percentage, Passes Had Intercepted Career (1,000 att.)

3.04 Elvis Grbac (1,548-47)	1997-00
3.09 Steve DeBerg (1,616-50)	1988-91
3.54 Bill Kenney (2,430-85)	1979-88

Lowest Percentage, Passes Had Intercepted (Season Qualifiers)

0.90 Steve DeBerg (444-4)	1990
1.69 Rich Gannon (354-6)	1998
1.83 Joe Montana (493-9)	1994

TIMES SACKED

(Compiled Since 1972)

Times Sacked, Career

195.0 Bill Kenney	1979-88
132.0 Mike Livingston	1968-79
120.0 Steve Fuller	1979-82

Times Sacked, Season

49.0 Steve Fuller	1980
48.0 Dave Krieg	1992

41.0 Bill Kenney	1983
39.0 Trent Green	2001
37.0 Steve Fuller	1979

Times Sacked, Game

10.0 Steve Fuller vs. Baltimore	Nov. 2, 1980
8.0 Steve Fuller at Pittsburgh	Dec. 5, 1982

PASS RECEIVING

PASS RECEPTIONS

Most Seasons Leading League

1 MacArthur Lane (66 recs.)	1976
Tony Gonzalez (102 recs.)	2004

Most Pass Receptions, Career

570 Tony Gonzalez	1997-04
416 Henry Marshall	1976-87
410 Otis Taylor	1965-75
391 Chris Burford	1960-67
377 Stephone Paige	1983-91

Most Seasons, 50 or More Pass Receptions

7 Tony Gonzalez	1998-04
5 Kimble Anders	1994-99
4 Chris Burford	1961, '63-64, '66
Olis Taylor	1966-67, '71-72
3 Carlos Carson	1983-84, '87
Stephone Paige	1986, '88, '90
Derrick Alexander	1998-00
Priest Holmes	2001-03
Eddie Kennison	2002-04
2 Frank Jackson	1963-64
Henry Marshall	1983-84
Willie Davis	1993-94
Johnnie Morton	2003-04

Most Pass Receptions, Season (All 70+)

102 Tony Gonzalez	2004
93 Tony Gonzalez	2000
80 Carlos Carson	1983
78 Derrick Alexander	2000
76 Tony Gonzalez	1999
74 Priest Holmes	2003
73 Tony Gonzalez	2001
72 Andre Rison	1997
71 Tony Gonzalez	2003
70 Priest Holmes	2002

Most Pass Receptions, Consecutive Seasons

173 Tony Gonzalez (71, 102)	2003-04
169 Tony Gonzalez (76, 93)	1999-00
166 Tony Gonzalez (93, 73)	2000-01
144 Priest Holmes (70, 74)	2002-03
137 Carlos Carson (80, 57)	1983-84
136 Tony Gonzalez (73, 63)	2001-02

Most Pass Receptions, Game

14 Tony Gonzalez at San Diego	Jan. 2, 2005
12 Ed Podolak vs. Denver	Oct. 7, 1973
11 Chris Burford at Buffalo	Sept. 22, 1963
Emile Harry at Cleveland	Nov. 24, 1991
Kimble Anders vs. N.Y. Giants	Sept. 10, 1995
Tony Gonzalez at New England	Dec. 4, 2000
Dante Hall at Denver	Dec. 7, 2003
Tony Gonzalez vs. Oakland	Dec. 25, 2005
10 Chris Burford at Boston	Oct. 12, 1962
Chris Burford vs. Buffalo	Oct. 13, 1963
Frank Jackson at N.Y. Jets	Nov. 29, 1964
Chris Burford at Boston	Sept. 25, 1966
Olis Taylor vs. Cincinnati	Oct. 15, 1972
Ed Podolak at Houston	Sept. 29, 1974
Stephone Paige at Denver	Sept. 17, 1990
J.J. Birden at Miami	Dec. 12, 1994
Kimble Anders vs. Denver	Nov. 16, 1998
Tony Gonzalez at Denver	Sept. 24, 2000
Tony Gonzalez vs. Carolina	Dec. 10, 2000

Most Pass Receptions, Half

11 T. Gonzalez (2nd) at San Diego	Jan. 2, 2005
10 E. Harry (2nd) at Cleveland	Nov. 24, 1991
9 C. Burford (2nd) vs. Buffalo	Oct. 13, 1963
K. Anders (2nd) vs. N.Y. Giants	Sept. 10, 1995
T. Gonzalez (1st) vs. Oakland	Dec. 25, 2004

Most Consecutive Games, Pass Receptions

83	Stephone Paige	Nov. 17, 1985 - Sept. 29, 1991
68	Tony Gonzalez	Dec. 4, 2000 - Jan. 2, 2005
51	Eddie Kennison	Dec. 9, 2001 - Jan. 2, 2005
48	Priest Holmes	Sept. 9, 2001 - Sept. 19, 2004
46	Ed Podolak	Oct. 22, 1970 - Dec. 21, 1975
44	Carlos Carson	Dec. 20, 1981 - Sept. 12, 1985
	Tony Gonzalez	Dec. 2, 1997 - Nov. 26, 2000
37	Otis Taylor	Nov. 21, 1965 - Oct. 27, 1968
	Otis Taylor	Sept. 20, 1970 - Nov. 19, 1972

Most Receptions, Running Back, Career

369	Kimble Anders	1991-00
288	Ed Podolak	1968-77
225	Priest Holmes	2001-04
197	Abner Haynes	1960-64
186	Todd McNair	1989-93, '96

Most Receptions, Running Back, Season

74	Priest Holmes	2003
70	Priest Holmes	2002
67	Kimble Anders	1994

66	MacArthur Lane	1976
64	Kimble Anders	1998

Most Receptions, Tight End, Career

570	Tony Gonzalez	1997-04
198	Fred Arbanas	1962-70
163	Waller White	1975-79
135	Jonathan Hayes	1985-93
113	Keith Cash	1992-96

Most Pass Receptions, Tight End, Season

102	Tony Gonzalez	2004
93	Tony Gonzalez	2000
76	Tony Gonzalez	1999
73	Tony Gonzalez	2001
71	Tony Gonzalez	2003

Most Pass Receptions, Rookie, Season

55	Abner Haynes (RB)	1960
48	Sylvester Morris	2000
46	Chris Burford	1960
41	Tim Barnett	1991
	Johnny Robinson (RB)	1960

YARDS GAINED

Most Yards Gained, Career

7,306	Otis Taylor	1965-75
6,905	Tony Gonzalez	1997-04
6,545	Henry Marshall	1976-87
6,360	Carlos Carson	1980-89
6,341	Stephone Paige	1983-91

Most Seasons, 1,000 or More Yards

3	Carlos Carson	1983-84, '87
2	Otis Taylor	1966, '71
	Tony Gonzalez	2000, 2004
1	Stephone Paige	1990
	Andre Rison	1997
	Derrick Alexander	2000
	Eddie Kennison	2004

Most Yards Gained, Season (All 1,000+)

1,391	Derrick Alexander	2000
1,351	Carlos Carson	1983
1,297	Otis Taylor	1966
1,258	Tony Gonzalez	2004
1,203	Tony Gonzalez	2000
1,110	Otis Taylor	1971
1,092	Andre Rison	1997
1,086	Eddie Kennison	2004
1,078	Carlos Carson	1984
1,044	Carlos Carson	1987
1,021	Stephone Paige	1990

Most Yards Gained, Consecutive Seasons

2,429	Carlos Carson (1,351, 1,078)	1983-84
2,255	Otis Taylor (1,297, 958)	1966-67
2,223	Derrick Alexander (832, 1,391)	1999-00
2,174	Tony Gonzalez (916, 1,258)	2003-04
2,120	Tony Gonzalez (1,203, 917)	2000-01
2,052	Tony Gonzalez (849, 1,203)	1999-00

Most Yards Gained, Game

309	Stephone Paige vs. San Diego (8 Receptions)	Dec. 22, 1985
213	Curtis McClinton vs. Denver (5 Receptions)	Dec. 19, 1965
206	Stephone Paige at Denver (10 Receptions)	Sept. 17, 1990
197	Carlos Carson at San Diego (9 Receptions)	Oct. 25, 1987
190	Otis Taylor vs. Pittsburgh (6 Receptions)	Oct. 18, 1971

Most Games, 100 or More Yards, Career

19	Otis Taylor	1965-75
18	Carlos Carson	1980-88
15	Tony Gonzalez	1997-04
12	Chris Burford	1960-67
	Derrick Alexander	1998-00

Most Games, 100 or More Yards, Season

6	Otis Taylor	1966
	Carlos Carson	1983
	Derrick Alexander	2000
	Tony Gonzalez	2000
	Tony Gonzalez	2004
5	Eddie Kennison	2004

4	Chris Burford	1961
	Carlos Carson	1984, '87
	Derrick Alexander	1999

Most Consecutive Games, 100 or More Yards

Pass Receiving, Season

4	Tony Gonzalez	2000
3	Frank Jackson	1964
	Otis Taylor	1966
	Willie Davis	1992

Longest Pass Receptions (All TDs)

'99	Marc Boerigter vs. San Diego (from Trent Green)	Dec. 22, 2002
92	Tommy Brooker at Denver (from Len Dawson)	Nov. 18, 1962
	Gloster Richardson at Oakland (from Len Dawson)	Nov. 3, 1968
90	Frank Pitts vs. Boston (from Len Dawson)	Nov. 17, 1968
	J.J. Birden vs. San Diego (from Steve DeBerg)	Nov. 18, 1990
89	Otis Taylor vs. Miami (from Len Dawson)	Nov. 13, 1966
86	Stephone Paige vs. New England (from Steve DeBerg)	Dec. 2, 1990
	Derrick Alexander at Chicago (from Elvis Grbac)	Sept. 12, 1999

Most Yards Gained, Running Back, Career

2,829	Kimble Anders	1991-00
2,739	Abner Haynes	1960-65
2,456	Ed Podolak	1969-77
2,163	Priest Holmes	2001-04
1,945	Curtis McClinton	1962-69

Most Yards Gained, Running Back, Season

690	Priest Holmes	2003
672	Priest Holmes	2002
614	Priest Holmes	2001
590	Curtis McClinton	1965
576	Abner Haynes	1960

Most Yards Gained, Running Back, Game

213	Curtis McClinton vs. Denver	Dec. 19, 1965
149	Abner Haynes vs. San Diego	Oct. 20, 1963
130	Johnny Robinson vs. Buffalo	Dec. 18, 1960
127	Abner Haynes at N.Y. Titans	Dec. 3, 1961
122	Paul Palmer vs. San Diego	Sept. 25, 1988

Most Games, 100 or More Yards Gained, RB, Career

5	Abner Haynes	1960-65
4	Priest Holmes	2001-04
3	Johnny Robinson	1960-71
	Paul Palmer	1967-88
2	Curtis McClinton	1962-69

Most Games, 100 or More Yards Gained, RB, Season

3	Paul Palmer	1988
2	Johnny Robinson	1960
	Abner Haynes	1964
	Priest Holmes	2001

Most Yards Gained, Tight End, Career

6,905	Tony Gonzalez	1997-04
3,101	Fred Arbanas	1962-70
2,396	Walter White	1975-79
1,541	Jonathan Hayes	1985-93
1,046	Keith Cash	1992-96

Most Yards Gained, Tight End, Season

1,258	Tony Gonzalez	2004
1,203	Tony Gonzalez	2000
917	Tony Gonzalez	2001
916	Tony Gonzalez	2003
849	Tony Gonzalez	1999

Highest Average Gain, Career (200 receptions)

18.12	Carlos Carson (351-6,360)	1980-89
17.82	Otis Taylor (410-7,306)	1965-75
17.30	Derrick Alexander (213-3,685)	1998-01
16.82	Stephone Paige (377-6,341)	1983-91
15.73	Henry Marshall (416-6,545)	1976-87

Most Touchdowns, Career

57	Otis Taylor	1965-75
55	Chris Burford	1960-67
54	Tony Gonzalez	1997-04
49	Stephone Paige	1983-91
34	Fred Arbanas	1962-70

Most Touchdowns, Season

12	Chris Burford	1962
11	Otis Taylor	1967
	Stephone Paige	1986
	Tony Gonzalez	1999
10	Stephone Paige	1985
	Derrick Alexander	2000
	Tony Gonzalez	2003

Most Touchdowns, Consecutive Seasons

21	Chris Burford (12, 9)	1962-63
	Stephone Paige (10, 11)	1985-86
20	Tony Gonzalez (11, 9)	1999-00
19	Otis Taylor (8, 11)	1966-67
17	Chris Burford (5, 12)	1961-62
	Frank Jackson (8, 9)	1963-64
	Tony Gonzalez (7, 10)	2002-03
	Tony Gonzalez (10, 7)	2003-04

Most Touchdowns, Rookie, Season

6	Fred Arbanas	1962
	Stephone Paige	1983
5	Chris Burford	1960
	Otis Taylor	1965
	Bill Jones	1990
	Tim Barnett	1991

Most 20+ Yard Receptions, Career

89	Tony Gonzalez	1997-04
64	Derrick Alexander	1998-01
53	Willie Davis	1991-95
49	Eddie Kennison	2001-04
43	J.J. Birden	1990-94

Most 20+ Yard Receptions, Season

24	Derrick Alexander	2000
20	Derrick Alexander	1998
19	Tony Gonzalez	2004

Most Yards Gained, Tight End, Game

147	Tony Gonzalez at New England	Dec. 4, 2000
144	Tony Gonzalez at San Diego	Jan. 2, 2005
140	Tony Gonzalez vs. Miami	Sept. 29, 2002
131	Fred Arbanas vs. Houston	Oct. 4, 1964
129	Tony Gonzalez at Denver	Oct. 7, 2001

Most Yards Gained, Rookie, Season

789	Chris Burford	1960
678	Sylvester Morris	2000
611	Johnny Robinson (RB)	1960
576	Abner Haynes (RB)	1960
564	Tim Barnett	1991

AVERAGE GAIN**Highest Average Gain, Season (24 receptions)**

22.36	Otis Taylor (58-1,297)	1966
21.93	Stephone Paige (43-943)	1985
21.83	Frank Pitts (30-655)	1968

Highest Average Gain, Game (3 receptions)

42.00	C. McClinton vs. Denver (5-213)	Dec. 19, 1965
40.00	J. Robinson vs. N.Y. Titans (3-120)	Oct. 2, 1960
39.67	Otis Taylor at Denver (3-119)	Dec. 14, 1968

TOUCHDOWNS**Most Touchdowns, Game**

4	Frank Jackson at San Diego	Dec. 13, 1964
3	Chris Burford at Oakland	Sept. 23, 1962
	Chris Burford at Boston	Sept. 25, 1966
	Otis Taylor at Denver	Dec. 17, 1967
	Otis Taylor at N.Y. Jets	Nov. 16, 1969
	Sylvester Morris vs. San Diego	Sept. 17, 2000
	Tony Gonzalez vs. Miami	Sept. 29, 2002

Most Consecutive Games, Touchdown Receptions

5	Chris Burford	Sept. 8, 1962 - Oct. 12, 1962
	Otis Taylor	Oct. 23, 1966 - Nov. 20, 1966
4	Curtis McClinton	Sept. 11, 1966 - Oct. 2, 1966
	Willie Frazier	Sept. 17, 1972 - Oct. 8, 1972
	Otis Taylor	Sept. 25, 1972 - Oct. 15, 1972
	Tony Gonzalez	Sept. 24, 2000 - Oct. 22, 2000

Highest TD Catch Percentage, Season

40.0	Marc Boeriger (20 recs., 8 TDs)	2002
33.3	Chris Burford (45 recs., 12 TDs)	1962
27.3	Gloster Richardson (22 recs., 6 TDs)	1968
25.0	Fred Arbanas (20 recs., 5 TDs)	1967
23.5	Fred Arbanas (34 recs., 8 TDs)	1964

(Minimum 20 receptions)

20+ YARD RECEPTIONS

(Compiled Since 1990)

18	Eddie Kennison	2004
17	Andre Rison	1997
16	Tony Gonzalez	2000
	Eddie Kennison	2002

Most 20+ Yard Receptions, Game

5	Derrick Alexander at San Diego	Nov. 22, 1998	
4	Derrick Alexander vs. St. Louis	Oct. 22, 2000	
3	23 times Last; Tony Gonzalez	at San Diego	Jan. 2, 2005

YARDS FROM SCRIMMAGE

(Rushing and receiving)

ATTEMPTS

Most Attempts, Career

1,445	Ed Podolak (1,157 rush, 288 rec.)	1969-77
1,381	Priest Holmes (1,156 rush, 225 rec.)	2001-04
1,288	Christian Okoye (1,246 rush, 42 rec.)	1987-92
1,073	Marcus Allen (932 rush, 141 rec.)	1993-97
993	Abner Haynes (794 rush, 199 rec.)	1960-65

Most Attempts, Season

394	Priest Holmes (320 rush, 74 rec.)	2003
389	Priest Holmes (327 rush, 62 rec.)	2001
383	Priest Holmes (313 rush, 70 rec.)	2002
372	Christian Okoye (370 rush, 2 rec.)	1989
282	Mike Garrett (236 rush, 46 rec.)	1967

Most Attempts, Game

38 (38 rush, 0 rec.)	C. Okoye at Green Bay	Dec. 10, 1989
37 (37 rush, 0 rec.)	C. Okoye vs. Seattle	Nov. 5, 1989
36 (33 rush, 3 rec.)	D. Blaylock at NO	Nov. 14, 2004
35 (35 rush, 0 rec.)	B. Word at L.A. Raiders	Dec. 22, 1991
(30 rush, 5 rec.)	P. Holmes at New England	Sept. 22, 2002
(31 rush, 4 rec.)	P. Holmes at San Diego	Nov. 30, 2003
(32 rush, 3 rec.)	P. Holmes vs. Indianapolis	Oct. 31, 2004
34 (27 rush, 7 rec.)	A. Haynes at Denver	Oct. 30, 1960
(27 rush, 7 rec.)	P. Holmes at Jacksonville	Dec. 30, 2001
(31 rush, 3 rec.)	P. Holmes vs. Buffalo	Nov. 17, 2002

YARDS GAINED

Most Yards, Career

7,645	Priest Holmes (5,482 rush, 2,163 rec.)	2001-04
7,467	Otis Taylor (161 rush, 7,306 rec.)	1965-75
6,919	Tony Gonzalez (14 rush, 6,905 rec.)	1997-04
6,907	Ed Podolak (4,451 rush, 2,456 rec.)	1969-77
6,802	Henry Marshall (257 rush, 6,545 rec.)	1976-87
6,413	Carlos Carson (53 rush, 6,360 rec.)	1980-89

Most Yards, Season

2,287	Priest Holmes (1,615 rush, 672 rec.)	2002
2,169	Priest Holmes (1,555 rush, 614 rec.)	2001
2,110	Priest Holmes (1,420 rush, 690 rec.)	2003
1,622	Abner Haynes (1,049 rush, 573 rec.)	1962
1,536	Tony Reed (1,053 rush, 483 rec.)	1978

Most Yards, Game

309 (0 rush, 309 rec.)	S. Paige vs. San Diego	Dec. 22, 1985
307 (197 rush, 110 rec.)	P. Holmes at Seattle	Nov. 24, 2002
277 (168 rush, 109 rec.)	P. Holmes at Oakland	Dec. 9, 2001
244 (146 rush, 98 rec.)	W. Green vs. San Diego	Oct. 27, 1974
233 (152 rush, 81 rec.)	P. Holmes at N.Y. Jets	Oct. 6, 2002

Yards Per Touch Average, RB, Season (200 touches)

6.9	Abner Haynes (211-1,451)	1960
6.6	Abner Haynes (213-1,399)	1961
6.2	Abner Haynes (260-1,622)	1962
6.0	Tony Reed (254-1,536)	1978
	Priest Holmes (383-2,287)	2002

Yards Per Touch Average, RB, Career (350 touches)

6.60	Abner Haynes (993-6,553)	1960-64
5.54	Priest Holmes (1,381-7,645)	2001-04
5.53	Curtis McClinton (916-5,069)	1962-69
5.48	Tony Reed (651-3,566)	1977-80

COMBINED NET YARDS

(Rushing, receiving, interception returns,
punt returns, kickoff returns and fumble returns)

ATTEMPTS

Most Attempts, Career (All 1,000+)

1,569	Ed Podolak	1969-77
1,381	Priest Holmes	2001-04
1,289	Christian Okoye	1987-92
1,114	Abner Haynes	1960-65
1,077	Marcus Allen	1993-97

Most Attempts, Season

394	Priest Holmes	2003
389	Priest Holmes	2001
383	Priest Holmes	2002
372	Christian Okoye	1989
286	Mike Garrett	1967

Most Attempts, Game

38	Christian Okoye at Green Bay	Dec. 10, 1989
37	Christian Okoye vs. Seattle	Nov. 5, 1989
36	Abner Haynes at Denver	Oct. 30, 1960
	Derrick Blaylock at New Orleans	Nov. 14, 2004
35	Barry Word at L.A. Raiders	Dec. 22, 1991
	Priest Holmes at New England	Sept. 22, 2002
	Priest Holmes at San Diego	Nov. 30, 2003
	Priest Holmes vs. Indianapolis	Oct. 31, 2004
34	Woody Green vs. N.Y. Giants	Nov. 3, 1974
	Priest Holmes at Jacksonville	Dec. 30, 2001
	Priest Holmes vs. Buffalo	Nov. 17, 2002

YARDS GAINED

Most Yards Gained, Career

8,447	Abner Haynes	1960-65
8,343	Ed Podolak	1969-77
7,681	Otis Taylor	1965-75
7,677	Carlos Carson	1980-89
7,645	Priest Holmes	2001-04
7,475	Otis Taylor	1965-75

Most Yards Gained, Season

2,446	Dante Hall	2003
2,287	Priest Holmes	2002
2,236	Dante Hall	2004

2,169	Priest Holmes	2001
2,120	Dante Hall	2002
2,110	Priest Holmes	2003

Most Yards Gained, Game

309	Stephone Paige vs. San Diego	Dec. 22, 1985
307	Priest Holmes at Seattle	Nov. 24, 2002
296	Dante Hall at Denver	Dec. 7, 2003
290	Noland Smith at San Diego	Oct. 15, 1967
277	Priest Holmes at Oakland	Dec. 9, 2001

RECORDS

PUNTING

Most Seasons Leading League		1	Bob Grupp	1979
*4 Jerrel Wilson	1965, '68, '72-'73		Jim Arnold	1984
*NFL RECORD				

Most Punts, Career

1,018	Jerrel Wilson	1963-77
421	Louie Aguiar	1994-98
284	Jim Arnold	1983-85
272	Bryan Barker	1990-93
219	Kelly Goodburn	1987-90

Most Punts, Season

101	Daniel Pope	1999
99	Lewis Colbert	1986
98	Jim Arnold	1984
93	Jim Arnold	1983, '85

Most Punts, Game

11	Bob Grupp vs. Baltimore	Sept. 2, 1979
	Jim Arnold at San Francisco	Nov. 17, 1985

PUNTS

	Kelly Goodburn vs. Cleveland	Nov. 19, 1989
	Louie Aguiar vs. San Diego	Nov. 13, 1994
10	Jerrel Wilson at N.Y. Jets	Sept. 18, 1965
	Jerrel Wilson vs. Denver	Oct. 6, 1974
	Kelly Goodburn at N.Y. Jets	Oct. 2, 1988
	Todd Sauerbrun at San Diego	Nov. 26, 2000
Longest Punt		
76	Dan Stryzinski vs. Oakland	Sept. 9, 2001
74	Bob Grupp vs. San Diego	Nov. 4, 1979
72	Jerrel Wilson at San Diego	Sept. 29, 1963
70	Jerrel Wilson at Denver	Oct. 11, 1964
	Jerrel Wilson vs. Buffalo	Oct. 18, 1964
	Jerrel Wilson vs. Houston	Nov. 28, 1968

GROSS YARDAGE

Highest Average, Career (200 Punts)		45.53	Jerrel Wilson (80-3,642)	1973	
43.44	Jerrel Wilson (1,018-44,218)	1963-77	45.10	Jerrel Wilson (63-2,841)	1968
42.59	Louie Aguiar (421-17,930)	1994-98	Highest Average, Game (4 punts)		
42.02	Jim Arnold (284-11,934)	1983-85	56.40	Jerrel Wilson vs. Boston (5-282)	Oct. 11, 1970
Highest Average, Season (Qualifiers)					
45.39	Jerrel Wilson (69-3,132)	1965	55.60	Louie Aguiar at Arizona (5-278)	Oct. 1, 1995
			54.75	Jerrel Wilson vs. Boston (4-129)	Oct. 3, 1965

NET YARDAGE

Highest Average, Career (200 Punts)		39.70	Jerrel Wilson	1968	
35.48	Louie Aguiar	1994-98	38.89	Jerrel Wilson	1970
35.42	Jerrel Wilson	1963-77	38.17	Louie Aguiar	1997
35.13	Bob Grupp	1979-81	38.09	Jerrel Wilson	1971
34.82	Bryan Barker	1990-93	37.51	Jim Arnold	1984
34.21	Jim Arnold	1983-85	Highest Average, Season (Qualifiers)		

PUNTS HAD BLOCKED

Most Consecutive Punts, None Blocked			Bryan Barker	1990-93	
377	Louie Aguiar	1994-98	Daniel Pope	1999	
256	Jerrel Wilson	1968-71	Punts Had Blocked, Season		
233	Jim Arnold	1983-85	2	Jerrel Wilson	1974
Punts Had Blocked, Career					
12	Jerrel Wilson	1963-77		Jim Arnold	1985
2	Bob Grupp	1979-81		Daniel Pope	1999
	Jim Arnold	1983-85	Punts Had Blocked, Game		
			2	Jim Arnold vs. Denver	Oct. 27, 1985

INSIDE THE 20

(Compiled Since 1976)

Most Punts Inside the 20, Career			Most Punts Inside the 20, Season		
117	Louie Aguiar	1994-98	29	Louie Aguiar	1995
62	Bryan Barker	1990-93	28	Louie Aguiar	1997
58	Jim Arnold	1983-85		Todd Sauerbrun	2000
54	Kelly Goodburn	1987-90	27	Dan Stryzinski	2001
51	Bob Grupp	1979-81	25	Louie Aguiar	1996
				Kelly Goodburn	1989

PUNT RETURNS

PUNT RETURNS

Most Punt Returns, Career		50	J.T. Smith	1981	
220	J.T. Smith	1979-84	43	Garcia Lane	1980
181	Tamarick Vanover	1995-99	Most Punt Returns, Game		
119	Dante Hall	2000-04	8	Ed Podolak vs. San Diego	Nov. 10, 1974
86	Ed Podolak	1969-77	7	J.T. Smith vs. Baltimore	Sept. 2, 1979
83	Dale Carter	1992-95		J.T. Smith vs. N.Y. Giants	Oct. 21, 1979
Most Punt Returns, Season					
58	J.T. Smith	1979		Tamarick Vanover vs. Detroit	Sept. 26, 1999
51	Tamarick Vanover	1995		Tamarick Vanover at Denver	Dec. 5, 1999
	Tamarick Vanover	1999			

YARDS GAINED

Most Seasons Leading League

2 J.T. Smith 1979-80

Most Yards Gained, Career

2,322 J.T. Smith 1979-84
1,930 Tamarick Vanover 1995-99
1,366 Dante Hall 2000-04
787 Dale Carter 1992-96
739 Ed Podolak 1969-77

Most Yards Gained, Season

640 Tamarick Vanover 1999
612 J.T. Smith 1979
581 J.T. Smith 1980
540 Tamarick Vanover 1995
528 J.T. Smith 1981

Most Yards Gained, Game

141 J.T. Smith vs. Oakland Sept. 23, 1979
130 Tamarick Vanover vs. New Orleans Dec. 21, 1997
128 Dante Hall vs. Arizona Dec. 1, 2002
123 J.T. Smith vs. Baltimore Nov. 2, 1980
Jitter Fields vs. Denver Oct. 18, 1987

Longest Punt Return (All TDs)

93 Dante Hall vs. Denver Oct. 5, 2003
90 Dante Hall vs. Arizona Dec. 1, 2002
88 J.T. Smith vs. Oakland Sept. 23, 1979
86 Dale Carter at Seattle Nov. 22, 1992
86 Tamarick Vanover vs. San Diego Oct. 9, 1995
Dante Hall vs. St. Louis Dec. 8, 2002

AVERAGE YARDAGE

Most Seasons Leading League

1 Abner Haynes 1960
Noland Smith 1968
Ed Podolak 1970
J.T. Smith 1980
Dante Hall 2003

Highest Average, Career (50 returns)

11.48 Dante Hall (119-1,366) 2000-04
11.11 Noland Smith (53-589) 1967-69
10.87 Abner Haynes (54-587) 1960-64
10.66 Tamarick Vanover (181-1,930) 1995-99

Highest Average, Season (Qualifiers)

16.28 Dante Hall (29-472) 2003
15.36 Abner Haynes (14-215) 1960
15.00 Noland Smith (18-270) 1968
14.79 Johnny Robinson (14-207) 1960

Highest Average, Game (3 returns)

35.00 D. Hall vs. Denver (3-105) Oct. 5, 2003
28.67 M. Garrett at Buffalo (3-86) Sept. 11, 1966
N. Smith vs. N.Y. Jets (3-86) Sept. 15, 1968
27.50 G. Sellers vs. Boston (4-110) Nov. 17, 1968
27.00 E. Podolak at Denver (3-81) Oct. 4, 1970

TOUCHDOWNS

Most Touchdowns, Career

4 J.T. Smith 1979-84
Tamarick Vanover 1995-99
Dante Hall 2000-04

Most Touchdowns, Season

2 J.T. Smith 1979
J.T. Smith 1980

Dale Carter 1992
Tamarick Vanover 1999
Dante Hall 2002
Dante Hall 2003

Most Touchdowns, Game

1 21 times
Last; Dante Hall vs. Denver Oct. 5, 2003

KICKOFF RETURNS

KICKOFF RETURNS

Most Kickoff Returns, Career

242 Dante Hall 2000-04
212 Tamarick Vanover 1995-99
84 Dave Grayson 1961-64
68 Noland Smith 1967-69

Most Kickoff Returns, Season

68 Dante Hall 2004
57 Dante Hall 2002
Dante Hall 2003

51 Tamarick Vanover 1997
44 Tamarick Vanover 1999
43 Tamarick Vanover 1995
Dante Hall 2001

Most Kickoff Returns, Game

9 Noland Smith vs. Oakland Nov. 23, 1967
Paul Palmer at Seattle Sept. 20, 1987

YARDS GAINED

Most Yards Gained, Career

5,877 Dante Hall 2000-04
5,099 Tamarick Vanover 1995-99
2,231 Dave Grayson 1961-64
1,822 Noland Smith 1967-69
1,309 Abner Haynes 1960-64

Most Yards Gained, Season

1,718 Dante Hall 2004
1,478 Dante Hall 2003
1,354 Dante Hall 2002
1,308 Tamarick Vanover 1997
1,148 Noland Smith 1967
1,095 Tamarick Vanover 1995

Most Yards Gained, Game

251 Jon Vaughn at Miami Dec. 12, 1994
244 Noland Smith at San Diego Oct. 15, 1967

233 Dante Hall vs. San Diego Nov. 28, 2004
221 Paul Palmer at Seattle Sept. 20, 1987
206 Noland Smith vs. Oakland Nov. 23, 1967
199 Tamarick Vanover vs. Denver Nov. 18, 1997

Longest Kickoff Return (All TDs)

*106 Noland Smith at Denver Dec. 17, 1967
100 Dante Hall vs. Pittsburgh Sept. 14, 2003
99 Dave Grayson at Denver Sept. 7, 1963
99 Tamarick Vanover at Seattle Sept. 3, 1995
97 Boyce Green at Pittsburgh Dec. 21, 1986
Tamarick Vanover at Denver Oct. 27, 1996
Dante Hall at Baltimore Sept. 28, 2003
Dante Hall vs. Denver Dec. 19, 2004
*NFL RECORD

AVERAGE YARDAGE

Most Seasons Leading League

1 Dave Grayson 1961

Highest Average, Career (50 returns)

26.79 Noland Smith (68-1,822) 1967-69
26.56 Dave Grayson (84-2,231) 1961-64
25.17 Abner Haynes (52-1,309) 1960-64

Highest Average, Season (Qualifiers)

29.71 Dave Grayson (18-535) 1962
28.31 Dave Grayson (16-453) 1961
28.30 Larry Marshall (23-651) 1972

Highest Average, Game (3 returns)

48.67 Dante Hall vs. Pittsburgh (3-146) Sept. 14, 2003
44.67 Dante Hall vs. St. Louis (3-134) Dec. 8, 2002
44.33 Paul Palmer vs. Seattle (3-133) Dec. 27, 1967
40.67 Noland Smith at San Diego (6-244) Oct. 15, 1967
40.33 L. Williams vs. Cincinnati (3-121) Nov. 21, 1976
40.33 Dante Hall at Baltimore (3-121) Sept. 28, 2003

TOUCHDOWNS

Most Touchdowns, Career

5	Dante Hall	2000-04
4	Tamarick Vanover	1995-99
2	Paul Palmer	1987-88

Most Touchdowns, Season

2	Paul Palmer	1987
	Tamarick Vanover	1995
	Dante Hall	2003
	Dante Hall	2004

Most Touchdowns, Game

1	17 times	
	Last: Dante Hall vs. Denver	Dec. 19, 2004

FUMBLES

Most Fumbles, Season

16	Steve Fuller	1980
15	Len Dawson	1964

Most Fumbles, Game

*7	Len Dawson vs. San Diego	Nov. 15, 1964
	*NFL RECORD	

OPPONENTS FUMBLES RECOVERED

Most Opponents Fumbles Recovered, Career

19	Derrick Thomas	1989-99
18	Willie Lanier	1967-77
17	Dan Saleaumua	1989-96
15	Bobby Bell	1963-74
14	Jim Lynch	1967-77
	Deron Cherry	1981-91

5	Dan Saleaumua	1989
4	Bill Andrews	1977
	Tim Gray	1977
	Gary Spani	1980

Most Opponents Fumbles Recovered, Game

*3	Charles Jackson at Pittsburgh	Sept. 6, 1981
	*NFL RECORD	

Most Opponents Fumbles Recovered, Season

6	Deron Cherry	1988
	Dan Saleaumua	1990

Longest Return After Fumble Recovered, Yards

100 (TD)	Chris Martin vs. Miami	Oct. 13, 1991
----------	------------------------	---------------

OPPONENTS FUMBLES FORCED

(Compiled Since 1982)

Most Opponents Fumbles Forced, Career

45	Derrick Thomas	1989-99
29	Neil Smith	1988-96
13	Kevin Ross	1984-93, '97
11	Deron Cherry	1981-91
	Bill Maas	1984-92
	Jerome Woods	1996-04

Most Opponents Fumbles Forced, Season

8	Derrick Thomas	1992
6	Derrick Thomas	1990
	Derrick Thomas	1994

INTERCEPTIONS BY

Most Seasons, Leading League

2	Johnny Robinson	1966, '70
	Emmitt Thomas	1969, '74

Most Interceptions By, Career

58	Emmitt Thomas	1966-78
57	Johnny Robinson	1960-71
50	Deron Cherry	1981-91
39	Gary Barbaro	1976-82
38	Albert Lewis	1983-93

Most Interceptions By, Season

12	Emmitt Thomas	1974
10	Johnny Robinson	1966
	Bobby Hunt	1966
	Johnny Robinson	1970
9	Emmitt Thomas	1969
	Deron Cherry	1986

Most Interceptions By, Rookie, Season

8	Bobby Hunt	1962
7	Dale Carter	1992

6	Kevin Ross	1984
4	Bobby Ply	1962
	Emmitt Thomas	1967
	Lloyd Burruss	1981
	Albert Lewis	1983

Most Interceptions By, Game

*4	Bobby Ply vs. San Diego	Dec. 16, 1962
	Bobby Hunt vs. Houston	Oct. 4, 1964
	Deron Cherry vs. Seattle	Sept. 29, 1985
3	Bobby Ply vs. Denver	Dec. 9, 1962
	Johnny Robinson at Baltimore	Sept. 28, 1970
	Albert Lewis vs. Atlanta	Dec. 8, 1985
	Lloyd Burruss vs. San Diego	Oct. 19, 1985
	Albert Lewis vs. Atlanta	Sept. 1, 1991
	Greg Wesley vs. Miami	Sept. 29, 2002
	*NFL RECORD	

Most Consecutive Games, Passes Intercepted By

6	Eric Harris	1980
---	-------------	------

YARDS GAINED

Most Yards Gained, Career

938	Emmitt Thomas (58 INTs)	1966-78
771	Gary Barbaro (39 INTs)	1975-82
741	Johnny Robinson (57 INTs)	1960-71
688	Deron Cherry (50 INTs)	1981-91
674	Bobby Hunt (37 INTs)	1962-67

Most Yards Gained, Season

274	Mark McMillian (8 INTs)	1997
228	Bobby Hunt (6 INTs)	1963
214	Emmitt Thomas (12 INTs)	1974
193	Lloyd Burruss (5 INTs)	1986
170	Greg Wesley (6 INTs)	2002

Most Yards Gained, Game

121	Lloyd Burruss vs. San Diego (3 INTs)	Oct. 19, 1986
108	Bobby Ply vs. San Diego (4 INTs)	Dec. 16, 1962
102	Gary Barbaro vs. Seattle (1 INT)	Dec. 11, 1977
100	Tim Collier at Oakland (1 INT)	Dec. 18, 1977
99	Dave Grayson vs. N.Y. Titans (1 INT)	Dec. 17, 1961
	Kevin Ross at San Diego (1 INT)	Sept. 6, 1992

Longest Interception Return (All TDs)

102	Gary Barbaro vs. Seattle	Dec. 11, 1977
100	Tim Collier at Oakland	Dec. 18, 1977
99	Dave Grayson vs. N.Y. Titans	Dec. 17, 1961
	Kevin Ross at San Diego	Sept. 6, 1992
87	Mark McMillian at San Diego	Dec. 14, 1997

TOUCHDOWNS

Most Touchdowns, Career		2	Sherrill Headrick	1961	
6	Bobby Bell	1963-74	Emmitt Thomas	1974	
5	Emmitt Thomas	1966-78	Charles Mincy	1992	
	Jim Kearney	1967-75	Jerome Woods	1993	
4	Lloyd Burruss	1981-91	*NFL RECORD		
Most Touchdowns, Season		Most Touchdowns, Game			
*4	Jim Kearney	1972	*2	Jim Kearney at Denver	Oct. 1, 1972
3	Lloyd Burruss	1986		Lloyd Burruss vs. San Diego	Oct. 19, 1986
	Mark McMillian	1997		* NFL RECORD	

SACKS

(Compiled Since 1973)

Most Sacks, Career (All 40.0+)		Most Sacks, Rookie, Season		
126.5	Derrick Thomas	10.0	Derrick Thomas	1989
86.0	Neil Smith	9.0	Jared Allen	2004
73.0	Art Still	6.5	Art Still	1978
51.0	Mike Bell	5.5	Sylvester Hicks	1978
40.5	Eric Hicks		Mike Bell	1979
40.0	Bill Maas	5.0	Bill Maas	1984
Most Sacks, Season			Tim Coffield	1986
20.0	Derrick Thomas	Most Sacks, Game		
15.0	Neil Smith	*7.0	Derrick Thomas vs. Seattle	Nov. 11, 1990
14.5	Art Still	6.0	Derrick Thomas vs. Oakland	Sept. 6, 1998
	Art Still	4.0	Wilbur Young at San Diego	Oct. 19, 1975
	Neil Smith		Art Still at Oakland	Oct. 5, 1980
	Derrick Thomas		Derrick Thomas vs. Buffalo	Oct. 7, 1991
Most Sacks, Consecutive Seasons			Derrick Thomas vs. San Diego	Nov. 8, 1992
33.5	Derrick Thomas (20.0, 13.5)		Neil Smith vs. L.A. Raiders	Oct. 3, 1993
30.0	Derrick Thomas (10.0, 20.0)		*NFL RECORD	
29.5	Neil Smith (14.5, 15.0)			
28.0	Derrick Thomas (13.5, 14.5)			
26.5	Neil Smith (15.0, 11.5)			

TACKLES

(Compiled Since 1977)

Most Tackles, Career		Most Tackles, Rookie, Season		
999	Gary Spani	144	Gary Spani	1978
992	Art Still	140	Dino Hackett	1986
927	Deron Cherry	120	Art Still	1978
827	Kevin Ross	101	Greg Wesley	2000
742	Donnie Edwards	98	Kevin Ross	1984
Most Tackles, Season		Most Tackles, Consecutive Seasons		
162	Mike Maslowski	306	Gary Spani (157, 149)	1979-80
157	Gary Spani	302	Gary Spani (149, 153)	1980-81
153	Gary Spani	301	Gary Spani (144, 157)	1978-79
151	Deron Cherry	298	Donnie Edwards (151, 147)	2000-01
	Donnie Edwards	294	Donnie Edwards (143, 151)	1999-00
	Scott Fujita			

SPECIAL TEAMS TACKLES

(Compiled Since 1982)

Most Tackles, Career		Todd McNair		1990
147	Greg Manusky	Bennie Thompson		1992
123	Gary Stills	Greg Manusky		1999
97	Danan Hughes	Most Tackles, Consecutive Seasons		
96	Tony Richardson	63	Gary Stills	2002-03
94	Louis Cooper	54	Gary Stills	2003-04
Most Tackles, Season		52	Gary Stills	2001-02
34	Gary Stills	51	Greg Manusky	1996-97
29	Gary Stills	50	Greg Manusky	1998-99
28	Ken Jolly	49	Greg Manusky	1995-96
27	Albert Lewis			

BLOCKED KICKS

Most Opponents Punts Blocked, Career		3	Albert Lewis	1986
10	Albert Lewis	2	Sherrill Headrick	1963
2	Ed Beckman	Most Opponents Punts Blocked, Game		
	Gary Green	2	Sherrill Headrick vs. Denver	Dec. 8, 1963
	Sherrill Headrick	Longest Return of Blocked Field Goal		
Most Opponents Punts Blocked, Season		78 (TD)	Lloyd Burruss at Pittsburgh	Dec. 21, 1986
4	Albert Lewis	65 (TD)	Kevin Ross at Cincinnati	Dec. 6, 1987

TEAM

GAMES WON (REGULAR SEASON)

Most Consecutive Games Won

9 2003
7 1968-69, 1969, 1995
6 1968, 1997
5 1961-62, 1966-67, 1971, 1984-85

Most Consecutive Games Won, Start of Season

9 2003
4 1996
3 1962, 1966, 1994, 1995

Most Consecutive Games Won, End of Season

6 1997
5 1968
3 1960, 1963, 1966, 1967, 1971, 1972, 1984, 1986

Most Consecutive Home Games Won

13 2002-03
11 1994-96, 1997-98
10 1968-69,
9 1970-71,
8 1997

Most Consecutive Road Games Won

9 1966-67
6 1967-68
1968-69, 1971-72

GAMES LOST (REGULAR SEASON)

Most Consecutive Games Lost

9 1987
8 1975-76
7 1985

Most Consecutive Games Lost, Start of Season

5 1977
4 1976, 1980
3 1975, 2004

Most Consecutive Games Lost, End of Season

6 1977
4 1975
3 1996

Most Consecutive Home Games Lost

8 1974-75
7 1975-76
6 1977-78

Most Consecutive Road Games Lost

8 1978-79, 1985-86
6 1988
5 1961, 1975-76, 1984, 1987, 1998, 2002

SCORING

POINTS

Most Points, Season

484 2003
483 2004
467 2002
448 1966
408 1967
390 1999

Highest Scoring Average, Season

32.0 (448 in 14 games) 1966
30.3 (484 in 16 games) 2003
30.2 (483 in 16 games) 2004
29.2 (467 in 16 games) 2002
29.1 (408 in 14 games) 1967
27.8 (389 in 14 games) 1962

Most Points, Consecutive Seasons

967 (484, 483) 2003-04
951 (467, 484) 2002-03
856 (448, 408) 1966-67
787 (320, 467) 2001-02
779 (408, 371) 1967-68
770 (322, 448) 1965-66

Fewest Points, Season

176 1982 (9 games)
225 1977
231 1973
233 1974
238 1979

Lowest Scoring Average, Season

14.9 (238 in 16 games) 1979
15.2 (243 in 16 games) 1978
15.9 (254 in 16 games) 1988
16.1 (225 in 14 games) 1977
16.5 (231 in 14 games) 1973

Largest Scoring Differential, Season

+201 (371 - 170) 1968
+182 (359 - 177) 1969
+176 (448 - 276) 1966
+156 (369 - 233) 1962
+154 (408 - 254) 1967

Most 40-Point Games, Season

5 2003
4 1966, 2002, 2004
3 1961, 1962, 1963, 1964, 1967
2 1965, 1968, 1983, 2000

Most 30-Point Games, Season

8 1966, 2002, 2004
7 1999, 2003
6 1967

Most Points Scored, Game

59 at Denver Sept. 7, 1963
56 at Denver Oct. 23, 1966
vs. Atlanta Oct. 24, 2004
vs. St. Louis Oct. 22, 2000
52 4 times: Last vs. Denver Oct. 29, 1967

Largest Margin of Victory, Game

52 Kansas City (59) at Denver (7) Sept. 7, 1963
49 Kansas City (49) vs. Arizona (0) Dec. 1, 2002
48 Kansas City (48) vs. N.Y. Jets (0) Dec. 22, 1963
46 Kansas City (56) vs. Denver (10) Oct. 16, 1966
Kansas City (56) vs. Atlanta (10) Oct. 24, 2004
45 Kansas City (48) at Miami (3) Sept. 28, 1968

Most Points, Both Teams, Game

99 KC (48) at Seattle (51) Nov. 27, 1983 (OT)
88 KC (49) vs. Denver (39) Nov. 1, 1964
KC (54) vs. St. Louis (34) Oct. 22, 2000

Fewest Points, Both Teams, Game

3 KC (0) at Tampa Bay (3) Dec. 16, 1979
9 KC (3) vs. Cleveland (6) Sept. 4, 1988
12 KC (6) vs. St. Louis (6) Nov. 22, 1970
KC (3) at Miami (9) Oct. 20, 1974

Most Points Shutout Victory, Game

49 vs. Arizona Dec. 1, 2002
48 vs. N.Y. Jets Dec. 22, 1963
41 vs. Miami Oct. 8, 1967
34 vs. Boston Dec. 11, 1960
vs. Houston Nov. 26, 1989
vs. Cleveland Sept. 30, 1990
vs. San Diego Oct. 31, 1999

Fewest Points, Shutout Victory, Game

14 vs. Baltimore Sept. 2, 1979
16 vs. Denver Dec. 6, 1970
17 vs. L.A. Chargers Sept. 25, 1960

Largest Fourth-Quarter Comebacks

Opponent	Deficit	Final	Date
17 Green Bay	14-31	40-34 (OT)	Oct. 12, 2003
14 N.Y. Jets	3-17	17-17 (OT)	Oct. 2, 1988
N.Y. Giants	3-17	20-17 (OT)	Sept. 19, 1995
Oakland	20-34	37-34	Nov. 28, 1999

Largest Second-Half Comebacks

	Opponent	Deficit	Final	Date
17	Buffalo	10-27	27-27	Sept. 22, 1963
	Oakland	0-17	28-17	Oct. 25, 1981
	Green Bay	14-31	40-34 (OT)	Oct. 12, 2003
16	San Diego	0-16	24-23	Nov. 2, 1986
14	N.Y. Jets	3-17	17-17 (OT)	Oct. 8, 1988
	San Diego	0-14	20-17 (OT)	Dec. 8, 1991
	N.Y. Giants	3-17	20-17 (OT)	Sept. 10, 1995
	Oakland	13-27	28-27	Sept. 8, 1997
	Oakland	20-34	37-34	Nov. 28, 1999

Most Consecutive Games Scoring

179	1963-76
139	1994-02
91	1987-92
60	1979-84
52	1960-63, 1976-79

Most Points, Two Consecutive Games

104	(56, 48)	Oct. 23, 1966 - Oct. 30, 1966
-----	----------	-------------------------------

Most Points, First Half, Game

42	vs. Denver	Oct. 29, 1967
38	at Miami	Sept. 28, 1968
35	vs. Arizona	Dec. 1, 2002
	vs. St. Louis	Dec. 8, 2002
	vs. Atlanta	Oct. 24, 2004
31	vs. Miami	Nov. 13, 1966
	at Baltimore	Sept. 28, 1970
	vs. Indianapolis	Oct. 31, 2004

Most Points, First Quarter, Season

158	1966
113	2004
112	2003
103	1962
101	2002
90	1965, 1968

Most Points, First Quarter, Game

24	at Miami	Sept. 28, 1968
21	10 times, last at Denver	Dec. 6, 1998

Most Points, Second Quarter, Season

153	2003
149	1997
143	1967
137	1989, 2004
128	1992

Most Points, Second Quarter, Game

28	vs. Denver	Oct. 29, 1967
	vs. Pittsburgh	Oct. 18, 1971
	vs. Denver	Dec. 7, 1980
	vs. San Diego	Dec. 22, 1985
	at Washington	Sept. 30, 2001
24	vs. Houston	Oct. 30, 1966
	vs. Indianapolis	Oct. 31, 2004

Most Points, Second Half, Game

35	at Denver	Oct. 23, 1966
	at Denver	Dec. 1, 1972
	at Tennessee	Dec. 13, 2004
31	at Denver	Sept. 7, 1983
30	vs. Cleveland	Dec. 14, 1975
29	vs. N.Y. Jets	Nov. 5, 1967

Most Points, Third Quarter, Season

109	1963
106	1964
105	1998
94	1966
93	1999, 2004

Most Points, Third Quarter, Game

22	vs. Buffalo	Oct. 18, 1969
	vs. Oakland	Nov. 26, 1961
21	at Buffalo	Nov. 6, 1960
	at Denver	Sept. 7, 1963
	at Denver	Oct. 1, 1972
	vs. Oakland	Oct. 3, 1977

Most Points, Fourth Quarter, Season

168	2002
140	2004
131	2003
129	1962
127	1960
124	2000

Most Points, Fourth Quarter, Game

23	at Buffalo	Nov. 2, 1969
	at Cleveland	Sept. 8, 2002
22	at N.Y. Titans	Nov. 24, 1960
	vs. N.Y. Jets	Nov. 5, 1967
	at Green Bay	Oct. 12, 2003

TOUCHDOWNS

Most Touchdowns, Season

63	2003
62	2004
57	2002
55	1966
50	1962

Most Touchdowns, Consecutive Seasons

125	(63, 62)	2003-04
120	(57, 63)	2002-03
104	(55, 49)	1966-67
96	(50, 46)	1962-63
95	(45, 50)	1961-62
	(46, 49)	1963-64
	(40, 55)	1965-66

Fewest Touchdowns, Season

17	1982 (9 games)
23	1973
24	1988
26	1970, 1974, 1978
29	1977, 1979

Most Touchdowns, Game

8	at Denver	Sept. 7, 1963
	at Denver	Oct. 23, 1966
	vs. Atlanta	Oct. 24, 2004
7	12 times; Last at Tennessee	Dec. 13, 2004

Most Touchdowns, Both Teams, Game

13	Kansas City (7) at Seattle (6)	Nov. 27, 1983 (OT)
12	Kansas City (7) vs. Denver (5)	Nov. 1, 1964
	Kansas City (7) vs. St. Louis (5)	Oct. 22, 2000
	Kansas City (7) at Tennessee (5)	Dec. 13, 2004

Most Consecutive Games Scoring Touchdowns

96	1963-70
64	1997-01
52	1960-63
35	1994-96
33	1976-78

Most Offensive Touchdowns, Season

58	2004
56	2003
53	2002
50	1962, 1966
46	1964

Fewest Offensive Touchdowns, Season

13	1982
21	1973, 1974
24	1970, 1977, 1987, 1988
25	1979
26	1972, 1978

Most Return Touchdowns, Season

11	1992, 1999
7	1995, 1997, 2003
6	1987

Most Defensive Touchdowns, Season

9	1999
8	1992
5	1972, 1974, 1977
4	1960, 1967, 1981, 1986, 1995, 1997

Fewest Defensive Touchdowns, Season

0	1962, 1976, 1978, 1988
1	1961, 1975, 1976, 1989, 1998, 2001, 2002

Most Defensive Touchdowns, Game

- 3 vs. Denver Dec. 27, 1992
 2 11 times, last vs. Oakland Nov. 28, 1999

Most Interception Return TDs, Season

- 6 1992
 5 1972, 1974, 1999
 4 1960, 1986, 1997

Most Fumble Return TDs, Season

- 4 1999
 3 1997, 1980, 1981
 2 1989, 1991, 1992, 1993, 1995

Most Special Teams Touchdowns, Season

- 5 1986, 1987
 4 1995, 2003
 3 1969, 1992, 2002

Most Special Teams Touchdowns, Game

- 3 at Pittsburgh Dec. 21, 1986
 2 vs. Cleveland Sept. 30, 1990
 vs. St. Louis Dec. 8, 2002

POINTS AFTER TOUCHDOWN**Most Points After Touchdown, Season**

- 58 2003, 2004
 54 2002
 48 1966
 47 1962
 46 1964

Fewest Points After Touchdown, Season

- 17 1982 (9 games)
 21 1973
 23 1988

Most Points After Touchdown, Game

- 8 at Denver Sept. 8, 1963
 at Denver Oct. 23, 1966
 vs. Atlanta Oct. 24, 2004

TWO-POINT ATTEMPTS**Most Two-Point Attempts, Season**

- 6 2001
 5 1997
 4 1961, 1994
 3 1964, 1965, 1966, 1967, 1995, 2002, 2003

Most Two-Point Conversions, Season

- 3 1961, 1965, 1994, 2001
 2 1966, 1967, 1997
 1 1960, 1963, 1964, 2002, 2004

Most Two-Point Attempts, Game

- 2 vs. Buffalo Oct. 18, 1964
 at Houston Oct. 24, 1965
 at St. Louis Oct. 26, 1997

Most Two-Point Conversions, Game

- 2 at Houston Oct. 24, 1965
 at St. Louis Oct. 26, 1997

FIELD GOALS**Most Field Goals Attempted, Season**

- 44 1971
 42 1970
 40 1968

Fewest Field Goals Attempted, Season

- 17 1964
 18 1977
 20 2003
 22 1979

Most Field Goals Attempted, Game

- 7 vs. Buffalo Dec. 19, 1971
 6 7 times; Last vs. Denver Dec. 16, 2001

Most Field Goals Attempted, Both Teams, Game

- 10 Kansas City (7) vs. Buffalo (3) Dec. 19, 1971
 Kansas City (5) at San Diego (5) Oct. 29, 1972
 Kansas City (6) vs. Denver (4) Dec. 16, 2001

Most Field Goals Made, Season

- 34 1990
 30 1968, 1970
 27 1969, 1988, 1997, 1998, 2001

Fewest Field Goals Made, Season

- 7 1961
 8 1963, 1964
 12 1979

Most Field Goals Made, Game

- 5 at Buffalo Nov. 2, 1969
 vs. Buffalo Dec. 7, 1969
 vs. Buffalo Dec. 19, 1971
 vs. L.A. Raiders Sept. 12, 1985
 vs. Cincinnati Nov. 13, 1988
 at Chicago Dec. 29, 1990
 vs. Denver Sept. 20, 1993

Most Field Goals Made, Both Teams, Game

- *9 Kansas City (4) at San Diego (5) Sept. 29, 1996
 *NFL RECORD
 8 Kansas City (5) vs. Buffalo (3) Dec. 19, 1971
 7 Kansas City (5) vs. Buffalo (2) Dec. 7, 1969
 Kansas City (4) vs. Denver (3) Dec. 16, 2001

Most Consecutive Games Scoring Field Goals

- 18 2001-02
 16 1970
 11 1968-69, 1971-72, 1985-86
 10 1980-81

SAFETIES**Most Safeties, Season**

- 3 1988, 1997

Most Safeties, Game

- 1 17 times; Last vs. Pittsburgh Oct. 14, 2001

FIRST DOWNS**Most First Downs, Season**

- *398 2004
 348 2003
 343 2002
 324 2001
 322 1991, 1994
 321 2000
 *NFL RECORD

Fewest First Downs, Season

- 163 1982 (9 games)
 183 1970
 208 1973

Most First Downs, Game (All 30+)

- 36 vs. Atlanta Oct. 24, 2004
 33 vs. Indianapolis Oct. 31, 2004

- 32 at Houston Oct. 24, 1965
 at Seattle Nov. 24, 2002
 vs. Oakland Dec. 25, 2004
 31 at Oakland Nov. 5, 2000
 30 at L.A. Raiders Dec. 22, 1991

Fewest First Downs, Game

- 4 at Tampa Bay Dec. 16, 1979
 7 at Boston Oct. 23, 1964
 at Oakland Dec. 12, 1970
 8 10 times; Last at Miami Oct. 11, 1987

Most First Downs, Both Teams, Game

- 64 KC (32) at Seattle (32) Nov. 24, 2002
 62 KC (31) at Oakland (31) Nov. 5, 2000
 59 KC (26) at Seattle (33) Nov. 27, 1983 (OT)
 58 KC (24) at Denver (34) Nov. 18, 1974

Fewest First Downs, Both Teams, Games		
15	Kansas City (7) vs. Denver (8)	Dec. 6, 1970
18	Kansas City (7) at Boston (11)	Oct. 23, 1964

Most First Downs, Rushing, Season

160	1978, 1981
140	2002
138	2004
130	1980
129	1969, 1997

Fewest First Downs, Rushing, Season

71	1982 (9 games)
79	1985
83	1970, 1983, 1986
84	2000

Most First Downs, Rushing, Game

21	vs. Atlanta	Oct. 24, 2004
20	vs. Houston	Oct. 1, 1961
18	vs. Oakland	Oct. 20, 1968
	vs. Seattle	Nov. 22, 1981
	at Detroit	Nov. 28, 1966
16	8 times; Last vs. Buffalo	Oct. 7, 1991

Fewest First Downs, Rushing, Game

0	at Cincinnati	Nov. 24, 1974
	vs. Pittsburgh	Nov. 10, 1985
	at L.A. Raiders	Dec. 6, 1992
	at Denver	Oct. 27, 1996
1	7 times; Last vs. Denver	Nov. 16, 1998
	*NFL RECORD	

Most First Downs, Passing, Season

228	2004
211	1994
208	1983
207	2000
201	2003

Fewest First Downs, Passing, Season

79	1982 (9 games)
86	1970

89	1966
91	1979
93	1973

Most First Downs, Passing, Game (All 20+)

26	vs. Oakland	Dec. 25, 2004
23	at Oakland	Nov. 5, 2000
21	at Dallas	Nov. 20, 1983
	at Denver	Oct. 17, 1994
	at Denver	Dec. 7, 2003
20	vs. Indianapolis	Oct. 31, 2004

Fewest First Downs, Passing, Game

1	vs. Oakland	Oct. 20, 1968
	vs. Houston	Sept. 10, 1978
	at Tampa Bay	Dec. 16, 1979
2	4 times; Last at Seattle	Dec. 17, 1978

Most First Downs, Penalty, Season

33	1996, 1998
32	2004
30	2000
29	1966, 1978, 1984, 1986
28	1979

Fewest First Downs, Penalty, Season

4	1969
8	1965
9	1973
10	1999
11	1968, 1972

Most First Downs, Penalty, Game

9	vs. L.A. Raiders	Oct. 3, 1993
7	vs. L.A. Raiders	Sept. 17, 1989
	vs. Seattle	Oct. 17, 1996
6	at Tennessee	Dec. 13, 2004
5	7 times; Last vs. Buffalo	Nov. 17, 2002

Fewest First Downs, Penalty, Game

0	Many times
---	------------

NET YARDS GAINED RUSHING AND PASSING

YARDS GAINED

Most Yards Gained, Season

6,695	2004
6,000	2002
5,910	2003
5,692	1984
5,673	2001
5,614	2000

Most Yards Gained, Consecutive Seasons

12,605	(5,910, 6,695)	2003-04
11,910	(6,000, 5,910)	2002-03
11,673	(5,673, 6,000)	2001-02
11,287	(5,614, 5,673)	2000-01
10,937	(5,692, 5,245)	1994-95
10,935	(5,321, 5,614)	1999-00

Fewest Yards Gained, Season

2,498	1982 (9 games)
3,536	1973
3,577	1970
3,828	1974
3,936	1977

Most Yards Gained, Game (All 500+)

614	at Denver	Oct. 23, 1966
590	vs. Indianapolis	Oct. 31, 2004
566	vs. Detroit	Oct. 14, 1980
552	at Seattle	Nov. 24, 2002
551	vs. Buffalo	Sept. 30, 1962
546	at Washington	Sept. 30, 2001
542	at Houston	Oct. 24, 1965
540	vs. Atlanta	Oct. 24, 2004
537	at San Diego	Dec. 11, 1983
521	vs. Detroit	Dec. 14, 2003
520	vs. Denver	Nov. 1, 1964
513	at Oakland	Nov. 5, 2000
512	vs. Seattle	Dec. 27, 1987
510	vs. Houston	Nov. 28, 1965
508	at Cincinnati	Sept. 28, 1969
506	vs. San Diego	Oct. 14, 1984
504	at New Orleans	Sept. 8, 1985
504	at N.Y. Jets	Oct. 6, 2002
502	at Buffalo	Oct. 3, 1976
500	at Oakland	Dec. 5, 2004

Fewest Yards Gained, Game

62	vs. Oakland	Nov. 8, 1963
80	at Tampa Bay	Dec. 16, 1979
104	at Buffalo	Oct. 29, 1973
106	at Oakland	Dec. 8, 1973
121	at Denver	Oct. 4, 1970
	at Oakland	Dec. 12, 1970

Most Yards Gained, Both Teams, Game

1,095	KC (590) vs. Indianapolis (505)	Oct. 31, 2004
1,086	KC (552) at Seattle (534)	Nov. 24, 2002
1,013	KC (537) at San Diego (476)	Dec. 11, 1983
986	KC (513) at Oakland (473)	Nov. 5, 2000
968	KC (436) vs. San Diego (532)	Dec. 22, 1985
962	KC (431) at Seattle (531)	Nov. 27, 1983 (OT)

Fewest Yards Gained, Both Teams, Game

323	KC (178) at N.Y. Jets (145)	Nov. 7, 1971
335	KC (244) vs. Houston (91)	Oct. 12, 1969
338	KC (62) vs. Oakland (276)	Nov. 8, 1963

Most Games, 400 or More Yards Gained

9	2004
6	1994, 2000, 2002
5	1969, 2001, 2003
4	1960, 1961, 1962, 1976, 1983, 1997
3	1964, 1965, 1966, 1967, 1974, 1981, 1989, 1990, 1991
2	1984, 1985, 1987, 1988, 1993

Most Consecutive Games, 400 or More Yards Gained

5	2004
4	1976
3	1974, 2000

Most Games, 300 or More Yards Gained

15	2004
13	2002
12	1989, 1995, 1999, 2003
11	1968, 1983, 1991, 1996
10	1964, 1968, 1981, 1984, 1993, 1994, 2000, 2001
9	1962, 1975, 1988, 1997

Most Consecutive Games, 300 or More Yards Gained

14	2004
13	2001-02
10	1966-67, 1988, 2003
7	1981, 1991
6	1961-62, 1964-65, 1984-85

PLAYS

Most Plays, Season

1,098 1994
1,089 2004
1,074 1983
1,059 1995
1,057 1981

Fewest Plays, Season

573 1982 (9 games)
775 1970
831 1968
833 1965
836 1971

Most Plays, Game

91 at Cincinnati Sept. 3, 1978
86 vs. N.Y. Giants Nov. 3, 1974
vs. Seattle Sept. 28, 1997
85 at Jacksonville Nov. 9, 1997
84 vs. Denver Oct. 24, 1976
at San Diego Nov. 12, 1978

Fewest Plays, Game

38 at Oakland Dec. 12, 1970
at Tampa Bay Dec. 16, 1979
41 at San Diego Oct. 7, 1962
42 at Oakland Dec. 8, 1973
44 at Detroit Nov. 25, 1971
at New England Oct. 11, 1998

RUSHING

ATTEMPTS

Most Rushing Attempts, Season

663 1978
610 1981
569 1979
559 1989
552 1980

Most Rushing Attempts, Consecutive Seasons

1,232 (663, 569) 1978-79
1,162 (552, 610) 1980-81
1,121 (569, 552) 1979-80
1,089 (456, 663) 1977-78
1,063 (559, 504) 1989-90

Fewest Rushing Attempts, Season

269 1982 (9 games)
383 2000
387 1983
400 1963
408 1984

Most Rushing Attempts, Game

69 at Cincinnati Sept. 3, 1978
60 vs. Oakland Oct. 20, 1968
57 vs. Seattle Nov. 5, 1989

Fewest Rushing Attempts, Game

9 at Oakland Nov. 5, 2000
11 at New England Oct. 11, 1998
12 at Oakland Dec. 8, 1973
at Denver Oct. 27, 1996
14 at San Diego Sept. 29, 1963
vs. Pittsburgh Nov. 10, 1985
at L.A. Raiders Dec. 6, 1992

Most Rushing Attempts, Both Teams, Game

102 KC (52) at San Diego (50) Nov. 12, 1978 (OT)
100 KC (41) vs. Denver (59) Sept. 24, 1978

Fewest Rushing Attempts, Both Teams, Game

37 KC (21) vs. Houston (16) Dec. 16, 1990
40 KC (17) at Buffalo (23) Dec. 12, 1965

Most Games, 40 or More Rushing Attempts, Season

9 1978
8 1973, 1981
7 1968
6 1962, 1969, 1989
5 1976, 1979, 1980, 1997

Most Games, 30 or More Rushing Attempts, Season

14 1978
13 1981
12 1971, 1975, 1980
11 1969, 1989, 1990
10 1968, 1972, 1973, 1974, 1979, 1995, 1999

Most Consecutive Games, 40 or More Rushing Attempts

4 1968, 1978
3 1962, 1973, 1996

Most Consecutive Games, 30 or More Rushing Attempts

15 1980-81
8 1975, 1977-78
7 1972, 1978, 1978-79
6 1970, 1980, 1989, 1999

YARDS GAINED

Most Yards Gained, Rushing, Season

2,986 1978
2,633 1981
2,407 1962
2,378 2002
2,316 1979

Most Yards Per Game, Rushing, Season

213.3 (2,986 in 16 games) 1978
171.9 (2,407 in 14 games) 1982
164.6 (2,633 in 16 games) 1981
162.4 (2,274 in 14 games) 1966
159.1 (2,227 in 14 games) 1968

Most Yards Gained, Rushing, Consecutive Seasons

5,302 (2,986, 2,316) 1978-79
4,829 (1,843, 2,986) 1977-78
4,590 (2,183, 2,407) 1961-62

Fewest Yards Gained, Rushing, Season

943 1982 (9 games)
1,254 1983
1,465 2000
1,468 1986

Fewest Yards Gained Per Game, Rushing, Season

78.4 (1,254 in 16 games) 1983
91.6 (1,465 in 16 games) 2000
91.8 (1,468 in 16 games) 1986
92.9 (1,486 in 16 games) 1985
95.4 (1,527 in 16 games) 1984

Most Yards Gained, Rushing, Game

398 vs. Houston Oct. 1, 1961
380 at Denver Oct. 23, 1966

320 vs. Buffalo Sept. 30, 1962
313 vs. Cincinnati Oct. 26, 1969
310 vs. Detroit Oct. 14, 1990

Fewest Yards Gained, Rushing, Game

0 vs. Denver Dec. 19, 1965
14 at New England Oct. 11, 1998
17 at Boston Nov. 18, 1960
at L.A. Raiders Dec. 6, 1992

Most Games, 200 or More Yards Gained

8 1978
5 1962
4 1968, 1979, 1981, 2002
3 1961, 1967, 1991, 2001, 2004
2 1960, 1963, 1965, 1966, 1969, 1970, 1975,
1989, 1996, 1997

Most Yards Gained, Rushing, Both Teams, Game

502 Texans (398) vs. Houston (104) Oct. 1, 1961
Texans (284) vs. Oakland (218) Nov. 26, 1961
479 Kansas City (251) vs. Detroit (228) Nov. 23, 1975

Fewest Yards Gained, Rushing, Both Teams, Game

75 KC (20) at Houston (55) Sept. 29, 1974
105 KC (27) vs. Boston (78) Nov. 17, 1968
111 Dallas Texans (108) at SD (3) Nov. 19, 1961
KC (48) at San Diego (63) Oct. 13, 1985

Most 10+ Yard Rushes, Season (Since 1990)

73 2002
63 2001
62 2004
60 1995
56 2003

Most 10+ Yard Rushes, Game (Since 1990)

11	at Oakland (10 Holmes, 1 Cloud)	Dec. 9, 2001
10	at Seattle (9 Holmes, 1 Morton)	Nov. 24, 2002
9	vs. Detroit (5 Word, 3 Okoye, 1 McNair)	Oct. 14, 1990
	vs. Denver	Dec. 17, 2000
	(5 Richardson, 2 Grbac, 1 Alexander, 1 Moreau)	

vs. Atlanta (6 Holmes, 3 Blaylock, 1 Hall)	Oct. 24, 2004
vs. Indianapolis (6 Holmes, 2 Morton, 1 Johnson)	Oct. 31, 2004

Highest Average Gain, Rushing, Season

5.18	1966
5.15	2002
5.03	1962
4.97	1961
4.61	2004

AVERAGE GAIN**Lowest Average Gain, Rushing, Season**

3.24	1983
3.39	1980
3.40	1986
3.43	1992
3.47	1985

Most Touchdowns, Rushing, Season

32	2003
31	2004
26	2002
24	1960
23	1961

TOUCHDOWNS**Fewest Touchdowns, Rushing, Season**

3	1982 (9 games)
6	1972
7	1987
8	1988
10	1974, 1985, 1986

Most Touchdowns, Rushing, Consecutive Seasons

*63 (32, 31)	2003-04
58 (26, 32)	2002-03
47 (24, 23)	1960-61
44 (23, 21)	1961-62
43 (17, 26)	2001-02

Most Touchdowns, Rushing, Game

*8	vs. Atlanta	Oct. 24, 2004
5	at Denver	Oct. 23, 1966
4	12 times; Last at Denver	Oct. 20, 2002

* NFL RECORD

Most Touchdowns, Rushing, Both Teams, Game

8	Kansas City (8) vs. Atlanta (0)	Oct. 24, 2004
7	Texans (4) vs. Boston (3)	Sept. 8, 1962
	Kansas City (4) at Denver (3)	Oct. 10, 1965

PASSING**Highest Passer Rating, Season**

96.3	1968
94.9	1990, 2004
92.4	2003
92.3	1962
91.3	1966

PASSER RATING**Lowest Passer Rating, Season**

52.7	1961
52.9	1977
54.0	1979
55.2	1974
59.3	1978

Most Passes Attempted, Season

641	1983
615	1994
593	1984
582	2000

ATTEMPTS

54	at Denver	Nov. 16, 1986
	at Denver	Oct. 17, 1994
	at San Diego	Sept. 29, 1996
	vs. San Diego	Nov. 24, 1996

Most Passes Attempted, Consecutive Seasons

1,234 (641, 593)	1983-84
1,146 (615, 531)	1994-95
1,110 (582, 528)	2000-01
1,105 (490, 615)	1993-94

Fewest Passes Attempted, Game

3	vs. Oakland	Oct. 20, 1968
6	at Oakland	Dec. 13, 1969
10	vs. Denver	Sept. 24, 1978

Fewest Passes Attempted, Season

264	1982 (9 games)
270	1968
289	1970
313	1973

Most Passes Attempted, Both Teams, Game

100	KC (46) vs. Tampa Bay (54)	Oct. 28, 1964
95	KC (54) at San Diego (41)	Sept. 29, 1996
90	KC (59) at Dallas (31)	Nov. 20, 1983
	KC (41) at San Diego (49)	Dec. 11, 1983

Most Passes Attempted, Game

59	at Dallas	Nov. 20, 1983
55	at San Diego	Oct. 9, 1994
	at Miami	Dec. 12, 1994

Fewest Passes Attempted, Both Teams, Game

26	KC (6) at Oakland (20)	Dec. 13, 1969
	KC (13) at Tampa Bay (13)	Dec. 16, 1979
27	KC (14) vs. Houston (13)	Sept. 10, 1978

Most Passes Completed, Season

370	2004
369	1983
366	1994
342	2000
339	2003

COMPLETIONS**Fewest Passes Completed, Season**

145	1982 (9 games)
154	1970
156	1968

Most Passes Completed, Consecutive Seasons

709 (339, 370)	2003-04
674 (369, 305)	1983-84
666 (366, 300)	1994-95
653 (287, 366)	1993-94

Most Passes Completed, Game

39	at Oakland	Nov. 5, 2000
37	at San Diego	Oct. 9, 1994
34	at Denver	Oct. 17, 1994
	at Denver	Dec. 7, 2003
33	at Dallas	Nov. 20, 1983
	at Miami	Dec. 12, 1994
	at San Diego	Jan. 2, 2005

Fewest Passes Completed, Game

2	vs. Oakland	Oct. 20, 1968
	at Oakland	Dec. 13, 1969
5	7 times: Last at Seattle	Dec. 17, 1978

Most Passes Completed, Both Teams, Game

62	Kansas City (31) at San Diego (31)	Dec. 11, 1983
55	Kansas City (23) vs. San Diego (32)	Oct. 14, 1984
	Kansas City (26) vs. Tampa Bay (29)	Oct. 28, 1984

Fewest Passes Completed, Both Teams, Game

11	Kansas City (10) vs. San Diego (11)	Sept. 20, 1998
12	Kansas City (7) at Tampa Bay (5)	Dec. 16, 1979
13	Kansas City (2) at Oakland (11)	Dec. 13, 1969
	Kansas City (8) vs. Boston (5)	Oct. 11, 1970

Most Yards Gained, Passing, Season

4,406	2004
4,341	1983
4,149	2000
3,981	2003
3,960	1994
3,665	2001

Most Yards Gained, Passing, Consecutive Seasons

8,553	(4,684, 3,869)	1983-84
8,387	(3,981, 4,406)	2003-04
8,271	(4,408, 3,863)	2000-01
7,817	(3,409, 4,408)	1999-00
7,603	(3,622, 3,981)	2002-03
7,595	(3,869, 3,726)	1984-85

Fewest Yards Gained, Passing, Season

1,555	1982 (9 games)
1,660	1979
1,719	1970

Most Yards Gained, Passing, Game

474	at Oakland	Nov. 5, 2000
406	at San Diego	Dec. 11, 1983
400	at Green Bay	Oct. 12, 2003
395	at New Orleans	Sept. 8, 1985
393	at Denver	Oct. 17, 1994

Fewest Yards Gained, Passing, Game

-22	vs. Oakland	Nov. 8, 1963
15	at Seattle	Sept. 30, 1979
16	vs. Oakland	Oct. 20, 1968
18	at Denver	Oct. 4, 1970
20	vs. New Orleans	Dec. 21, 1997

Most 20+ Yard Completions, Season (Since 1990)

60	2004
59	2000
55	2003
53	2001
49	1994

Most 20+ Yard Completions, Game (Since 1990)

9	vs. St. Louis	Oct. 22, 2000
	(6 Grbac, 2 Moon, 1 Morris)	
7	at L.A. Raiders (7 Krieg)	Dec. 6, 1992
	at San Diego (7 Gannon)	Nov. 22, 1988
	at Oakland (7 Grbac)	Nov. 5, 2000
	at Arizona (7 Green)	Oct. 21, 2001
	vs. Indianapolis (7 Green)	Oct. 31, 2004

YARDS GAINED**Most Yards Gained, Passing, Both Teams, Game**

859	Kansas City (387) vs. IND (472)	Oct. 31, 2004
782	Kansas City (406) at San Diego (376)	Dec. 11, 1983
716	Kansas City (474) at Oakland (242)	Nov. 5, 2000
698	Kansas City (229) at Oakland (469)	Nov. 3, 1968

Fewest Yards Gained, Passing, Both Teams, Game

67	Kansas City (22) at Tampa Bay (45)	Dec. 16, 1979
81	Kansas City (34) vs. Houston (47)	Sept. 10, 1978

Most Individual 100-Yard Receiving Games, Season

14	2000, 2004
11	1964
8	1966, 1983
7	1987, 2003
6	1961, 1968, 1988, 2002

Most Consecutive Individual 100-Yard Receiving Games, Season

7	2000
6	2004
4	1964
3	1966, 1984, 1992, 1994
2	1961, 1962, 1963, 1965, 1968, 1969, 1980, 1982, 1983, 1985, 1987, 1988, 1989, 1998, 1999, 2001

TIMES SACKED

(Compiled Since 1962)

Most Times Sacked, Season

57.0	1980
53.0	1975
50.0	1986

Fewest Times Sacked, Season

19.0	1894
21.0	1978, 1991, 1995, 2003
22.0	1990

Most Times Sacked, Game

10.0	vs. Baltimore	Nov. 2, 1980
8.0	at Pittsburgh	Dec. 5, 1982
	vs. L.A. Raiders	Dec. 12, 1982

Most Times Sacked, Both Teams, Game

13.0	Kansas City (2) vs. Cleveland (11)	Sept. 30, 1984
	Kansas City (6) vs. Houston (7)	Sept. 21, 1986

Most Consecutive Games Without Allowing A Sack

3	1988, 2000
---	------------

COMPLETION PERCENTAGE**Most Consecutive Seasons Leading League,****Completion Percentage**

*4	*NFL RECORD	1966-69
65.95	(561-370)	2004
63.25	(536-339)	2003
61.22	(470-287)	2002
60.56	(322-195)	1962
59.54	(435-259)	1989

Lowest Completion Percentage, Season

44.36	(399-177)	1961
48.05	(435-209)	1960
48.90	(409-200)	1965
49.33	(521-257)	1986
50.38	(395-199)	1965

TOUCHDOWNS

Most Touchdowns, Passing, Season

32 1964
31 1966
30 1963
29 1983, 2000

Fewest Touchdowns, Passing, Season

7 1978, 1979
10 1973, 1982 (9 games)
11 1974, 1977
13 1981

Most Touchdowns, Passing, Game

6 vs. Denver Nov. 1, 1964
5 6 times; Last vs. Miami Sept. 29, 2002

Most Touchdowns, Passing, Both Teams, Game

8 Kansas City (6) vs. Denver (2) Nov. 1, 1964
Kansas City (4) at San Diego (4) Dec. 11, 1983
Kansas City (3) vs. IND (5) Oct. 31, 2004

PASSES HAD INTERCEPTED

Most Passes Had Intercepted, Season

27 1961
26 1977
25 1974

Fewest Passes Had Intercepted, Season

5 1990
8 1982 (9 games)
10 1993, 1994, 1997

Most Passes Had Intercepted, Game

7 vs. Pittsburgh Oct. 13, 1974
6 at Seattle Nov. 4, 1984
vs. L.A. Raiders Oct. 20, 1985

Most Passes Had Intercepted, Both Teams, Game

9 Kansas City (3) vs. Miami (6) Nov. 13, 1966
8 7 times
Last; Kansas City (3) vs. Seattle (5) Sept. 29, 1985

PUNTING

Most Seasons Leading League (Average Distance)

*6 1968, 1971-73, 1979, 1984 *NFL RECORD

Most Consecutive Seasons Leading League

3 1971-73

Most Punts, Season

104 1999
99 1986
98 1984

Fewest Punts, Season

38 1982 (9 games)
54 1962
55 2004
57 1991

Most Punts, Game

11 at N.Y. Jets Sept. 18, 1965
vs. Baltimore Sept. 2, 1979
at San Francisco Nov. 17, 1985
at Cleveland Nov. 19, 1989
vs. San Diego Nov. 13, 1994
10 vs. Denver Oct. 6, 1974
at Oakland Oct. 5, 1980
at N.Y. Jets Oct. 2, 1988
at San Diego Nov. 26, 2000

Fewest Punts, Game

0 at L.A. Raiders Dec. 22, 1991
vs. Carolina Dec. 10, 2000

AVERAGE YARDAGE

Highest Average Distance, Punting, Season

45.53 (80-3,642) 1973
45.26 (65-2,942) 1968
44.85 (66-2,960) 1972

Lowest Average Distance, Punting, Season

36.06 (54-1,947) 1962
37.83 (64-2,422) 2002
38.53 (70-2,697) 1981

HAD BLOCKED

Most Punts Had Blocked, Season

2 1974, 1975, 1985, 1999

Most Punts Had Blocked, Game

2 vs. Denver Oct. 27, 1985

PUNT RETURNS

Most Seasons Leading League (Average Return)

6 1960, 1968, 1970, 1979-80, 2003

Most Punt Returns, Season

58 1979, 1995, 1999
50 1981
45 1978

Fewest Punt Returns, Season

15 1982 (9 games)
24 2004
26 1961, 1963

Most Punt Returns, Game

8 vs. San Diego Nov. 10, 1974
7 vs. Oakland Sept. 23, 1979
vs. N.Y. Giants Oct. 21, 1979
vs. Detroit Sept. 26, 1999
at Denver Dec. 5, 1999

Most Punt Returns, Both Teams, Game

15 Kansas City (6) vs. Baltimore (9) Sept. 2, 1979

YARDS GAINED

Most Yards, Punt Returns, Season

612 1979
581 1980
561 1995

Fewest Yards, Punt Returns, Season

126 1972
129 1982 (9 games)
150 1971

Most Yards, Punt Returns, Game

141 vs. Oakland Sept. 23, 1979
139 at Denver Dec. 5, 1999
131 vs. Boston Dec. 11, 1960
128 vs. Arizona Dec. 11, 2002
126 vs. Oakland Jan. 2, 2000

AVERAGE YARDS RETURNING PUNTS

Highest Average, Punt Returns, Season		Lowest Average, Punt Returns, Season	
16.42 (33-542)	2003	4.34 (29-126)	1972
15.03 (33-496)	1960	4.69 (32-150)	1971
14.53 (40-581)	1980	6.56 (36-236)	1977
14.52 (31-450)	1968	6.64 (42-279)	1973

TOUCHDOWNS RETURNING PUNTS

Most Touchdowns, Punt Returns, Season		Most Touchdowns, Punt Returns, Both Teams, Game	
2	1968, 1979, 1980, 1992, 1999, 2002, 2003	*2	Kansas City (1) at Buffalo (1) Sept. 11, 1966
1	1960, 1965, 1966, 1987, 1995, 1997		*NFL RECORD
Most Touchdowns, Punt Returns, Game			
1	19 times; Last vs. Denver Oct. 5, 2003		

KICKOFF RETURNS

Most Kickoff Returns, Season		Most Kickoff Returns, Game	
75	2004	37	1962
70	1987, 2000	38	1968, 1998
67	2002	39	1992
66	1996	10	vs. Oakland Nov. 2, 1967
64	1976		vs. Seattle Sept. 20, 1987
Fewest Kickoff Returns, Season		9	vs. Pittsburgh Nov. 10, 1985
31	1973		
34	1982 (9 games)		

YARDS GAINED

Most Yards, Kickoff Returns, Season		Most Yards, Kickoff Returns, Game	
1,820	2004	251	at Miami Dec. 12, 1994
1,577	2003	245	at San Diego Oct. 15, 1967
1,567	1996	236	vs. Pittsburgh Nov. 10, 1985
1,538	1976		
1,474	2002		
Fewest Yards, Kickoff Returns, Season			
722	1992		
723	1982 (9 games)		
725	1973		
736	1968		
784	1990		

AVERAGE YARDAGE

Highest Average, Kickoff Returns, Season		Lowest Average, Kickoff Returns, Season	
27.64 (53-1,465)	1961	16.52 (56-925)	1988
26.59 (41-1,090)	1969	17.04 (46-784)	1990
25.81 (37-955)	1962	17.20 (54-929)	1983

TOUCHDOWNS

Most Touchdowns, Kickoff Returns, Season		Most Touchdowns, Kickoff Returns, Game	
2	1987, 1995, 2003, 2004	1	17 times; Last vs. Denver Dec. 19, 2004
1	1961, 1963, 1967, 1969, 1986, 1994, 1996, 1997, 2002		

FUMBLES

Most Fumbles, Season		Most Fumbles, Game	
42	1980	*10	vs. Houston Oct. 12, 1969
Fewest Fumbles, Season			
*7	2002		*NFL RECORD
13	1982 (9 games), 2003		
17	1995, 1996		
19	2001		
20	2004		
	*NFL RECORD		
Most Fumbles, Both Teams, Game			
		*14	Kansas City (10) vs. Houston (4) Oct. 12, 1969
			*NFL RECORD

FUMBLES LOST

Most Fumbles Lost, Season		Most Fumbles Lost, Game	
24	1981, 1987	6	vs. Houston Oct. 12, 1969
21	1965, 1977		
Fewest Fumbles Lost, Season			
*2	2002		
4	1982 (9 games)		
6	2003		
8	1967, 1991		
9	1992, 1999, 2001		
	*NFL RECORD		

TURNOVERS

(Number of times losing the ball on interceptions and fumbles)

Most Turnovers, Season

47	1977
46	1981
41	1965, 1987, 1989
40	1964

Fewest Turnovers, Season

*12	1982 (9 games)
15	2002
18	2003
19	1990

*NFL RECORD

Most Turnovers, Game

9	vs. Buffalo	Oct. 17, 1965
	vs. Pittsburgh	Oct. 13, 1974
8	vs. San Diego	Sept. 20, 1981

Most Turnovers, Both Teams, Game

16	Kansas City (7) vs. Houston (9)	Oct. 12, 1969
----	---------------------------------	---------------

PENALTIES

Fewest Penalties, Season

43	1982 (9 games)
52	1963
56	1964
61	1966

Most Penalties, Season

*158	1998
127	1994
126	1999
122	1993, 1996

*NFL RECORD

Fewest Penalties, Game

*0	vs. Buffalo	Oct. 2, 1966
	vs. Oakland	Dec. 8, 1974
1	19 times; Last at Oakland	Dec. 28, 2002

*NFL RECORD

Most Penalties, Game

17	at Seattle	Nov. 8, 1998
15	vs. San Diego	Sept. 20, 1998
14	at Atlanta	Sept. 18, 1994
	at Denver	Oct. 17, 1994

Fewest Penalties, Both Teams, Game

1	Kansas City (0) vs. Buffalo (1)	Oct. 2, 1966
---	---------------------------------	--------------

Most Penalties, Both Teams, Game

30	Kansas City (17) at Seattle (13)	Nov. 8, 1998
26	Kansas City (7) vs. San Diego (19)	Oct. 16, 1997
25	Kansas City (11) vs. Denver (14)	Sept. 20, 1993
24	Kansas City (13) at L.A. Raiders (11)	Oct. 9, 1983
	Kansas City (12) vs. L.A. Raiders (12)	Sept. 16, 1984
	Kansas City (10) vs. L.A. Raiders (14)	Dec. 13, 1987
	Kansas City (14) at Atlanta (10)	Sept. 18, 1994
	Kansas City (14) at Denver (10)	Oct. 17, 1994
	Kansas City (15) vs. San Diego (9)	Sept. 20, 1998

YARDS PENALIZED

Fewest Yards Penalized, Season

371	1982 (9 games)
515	1974
602	2001
604	1964

Most Yards Penalized, Season

*1,304 1998 *NFL Record

Fewest Yards Penalized, Game

0	vs. Buffalo	Oct. 2, 1966
	vs. Oakland	Dec. 8, 1974
1	vs. San Diego	Dec. 22, 2002
5	9 times; Last at Oakland	Dec. 28, 2002

Most Yards Penalized, Game

154	vs. Oakland	Nov. 1, 1970
152	at Seattle	Nov. 8, 1998
141	at San Diego	Oct. 25, 1987

Fewest Yards Penalized, Both Teams, Game

10	Kansas City (10) vs. Boston (0)	Nov. 17, 1968
	Kansas City (0) vs. Oakland (10)	Dec. 8, 1974

Most Yards Penalized, Both Teams, Game

259	KC (141) at San Diego (118)	Oct. 25, 1987
258	KC (126) vs. L.A. Raiders (132)	Sept. 16, 1984

CHIEFS IN THE COLLEGE FOOTBALL HALL OF FAME

Thirteen players who spent a portion of their professional football career with either the Kansas City Chiefs or Dallas Texans have been enshrined in the College Football Hall of Fame, which is located in South Bend, Indiana.

PLAYER	COLLEGE POSITION	COLLEGE (YEARS)	ENSHRINED
Marcus Allen	Running Back	Southern California (1978-81)	2001
Bobby Bell	Defensive Tackle	Minnesota (1960-62)	1991
Buck Buchanan	Off./Def. Tackle	Grambling (1960-62)	1996
Brad Budde	Tackle	Southern California (1976-79)	1999
Chris Burford	End	Stanford (1957-59)	1995
Joe Delaney	Running Back	Northwestern (La.) State (1977-80)	1997
Randy Duncan	Quarterback	Iowa (1956-58)	1998
Kenny Gamble	Running Back	Colgate (1984-87)	2002
Mike Garrett	Halfback	Southern California (1963-65)	1985
E.J. Holub	Center	Texas Tech (1958-60)	1986
Willie Lanier	Linebacker	Morgan State (1964-66)	2000
Jim Lynch	Linebacker	Notre Dame (1964-66)	1992
Gary Spani	Linebacker	Kansas State (1974-77)	2003

Note: Players are officially enshrined in the Hall the year following their selection.

RECORDS

DEFENSE

SCORING

Fewest Points Allowed, Season

170	1968
177	1969
184	1982 (9 games)
192	1973
208	1971

Lowest Scoring Average, Season

12.1	(170 in 14 games)	1968
12.6	(177 in 14 games)	1969
13.7	(192 in 14 games)	1973
14.5	(232 in 16 games)	1997
14.9	(208 in 14 games)	1971

Most Points Allowed, Season

435	2004
399	2002
388	1987
376	1976
367	1983

Highest Scoring Average, Season

27.2	(435 in 16 games)	2004
26.9	(376 in 14 games)	1976
25.9	(388 in 15 games)	1987
24.9	(349 in 14 games)	1977
	(399 in 16 games)	2002
24.5	(343 in 14 games)	1961

Most Points Allowed, Game

51	at Seattle	Nov. 27, 1983 (OT)
50	at Buffalo	Oct. 3, 1976
49	at Oakland	Nov. 5, 2000
45	at San Diego	Oct. 15, 1967
	vs. Pittsburgh	Nov. 7, 1976
	at Seattle	Nov. 4, 1984
	at Miami	Dec. 12, 1994
	at Denver	Dec. 7, 2003
	at Minnesota	Dec. 20, 2003

Most Points Allowed, First Half, Game

35	at San Diego	Oct. 25, 1987
34	vs. Seattle	Dec. 11, 1977
31	Six times, last at Buffalo	Oct. 30, 1994

Fewest Points Allowed, First Half, Season

74	1969
95	1982 (9 games)
97	1965
101	1973
103	1968

Most Points Allowed, First Quarter, Season

101	1998
95	1976
92	1997
88	1987
82	1981

Fewest Points Allowed, First Quarter, Season

29	1963, 1969
30	1973
32	1970
33	1965, 1966
37	1984

Most Points Allowed, First Quarter, Game

31	at Buffalo	Sept. 13, 1962
21	at Denver	Nov. 16, 1986
17	vs. Oakland	Nov. 23, 1967
	at Denver	Oct. 27, 1996
	vs. Pittsburgh	Sept. 14, 2003

Most Points Allowed, Second Quarter, Season

152	2004
135	1985
133	1999
127	1961, 1984
123	2000
121	1966

Fewest Points Allowed, Second Quarter, Season

45	1969
55	1979, 1982 (9 games)
57	1968, 1992
59	1995
64	1965

Most Points Allowed, Second Quarter, Game

28	vs. San Diego	Nov. 15, 1964
	vs. Oakland	Oct. 16, 1966
	at Baltimore	Dec. 21, 1980
	at Seattle	Nov. 4, 1984
	at Seattle	Sept. 11, 1988
24	at Oakland	Nov. 3, 1968

Most Points Allowed, Third Quarter, Season

103	2001
98	1975
93	1987
90	1986
88	1983

Fewest Points Allowed, Third Quarter, Season

22	1971
29	1995
31	1982 (9 games)
34	1974
35	1973

Most Points Allowed, Third Quarter, Game

28	at Houston	Oct. 24, 1965
22	at Boston	Nov. 18, 1960
21	Five times, last at Oakland	Nov. 28, 1999

Most Points Allowed, Fourth Quarter, Season

139	1961
130	1983, 2002
129	2004
127	1976
121	1985

Fewest Points Allowed, Third Quarter, Season

27	1968
44	1997
56	1973
57	1960, 1962, 1981
59	1991

Most Points Allowed, Fourth Quarter, Game

24	at New Orleans	Sept. 8, 1985
22	vs. Denver	Nov. 1, 1964
21	Eight times, last at San Diego	Oct. 13, 2002

Most Points Allowed, Second Half, Game

38	at Houston	Oct. 24, 1965
37	at Seattle	Nov. 27, 1983
35	vs. San Diego	Oct. 20, 1963
	vs. Pittsburgh	Nov. 7, 1976
31	at Miami	Sept. 22, 1985
	at Miami	Dec. 12, 1994

* Includes three in OT

Fewest Points Allowed, Second Half, Season

67	1968
89	1982 (9 games)
91	1973, 1997
96	1971
101	1972

Fewest Touchdowns Allowed, Season

18	1968
19	1969
21	1971

Most Touchdowns Allowed, Season

53	2004
51	1976
46	2002
45	1987
44	1975, 1983, 1998

Most Touchdowns Allowed, Game

7	at Buffalo	Oct. 3, 1976
	at Oakland	Nov. 5, 2000
6	12 times; Last at Minnesota	Dec. 20, 2003

Most Shutouts, Season

3	1960
2	1967, 1969

Most Consecutive Shutouts

2	1960	Dec. 4-11, 1960
---	------	-----------------

Most Games Allowed 10 Points or Less, Season

9	1968
7	1969
6	1973, 1979, 1990, 1995

Most Consecutive Games Allowed 10 Points or Less

5	1968
3	1960, 1968, 1995, 1997

FIRST DOWNS**Fewest First Downs Allowed, Season**

170	1982 (9 games)
181	1969
200	1965
204	1964

Most First Downs Allowed, Season

367	2002
344	1987
336	1985
335	1984

Fewest First Downs Allowed, Game

5	vs. Oakland	Dec. 7, 1997
6	at Boston	Sept. 21, 1969
	vs. Boston	Oct. 11, 1970
	at Chicago	Dec. 29, 1990
7	9 times; Last vs. San Diego	Sept. 20, 1998

Most First Downs Allowed, Game

35	vs. San Diego	Oct. 19, 1986
34	at Denver	Nov. 18, 1974
	at Cleveland	Oct. 30, 1977

Fewest First Downs Allowed, Rushing, Season

52	1968
53	1969
67	1965

Most First Downs Allowed, Rushing, Season

169	1977
162	1988
149	1975

Fewest First Downs Allowed, Rushing, Game

0	vs. Houston	Dec. 4, 1960
	vs. Buffalo	Dec. 3, 1967
	at Denver	Oct. 3, 1971
	at Oakland	Dec. 3, 1995
	vs. Oakland	Dec. 7, 1997
	vs. St. Louis	Dec. 8, 2002
1	15 times; Last at Oakland	Dec. 5, 2004
	*NFL RECORD	

Most First Downs Allowed, Rushing, Game

21	vs. Pittsburgh	Nov. 7, 1976
20	at Oakland	Dec. 28, 2002
19	at Cleveland	Oct. 30, 1977

Fewest First Downs Allowed, Passing, Season

92	1982 (9 games)
95	1973
111	1969, 1970

Most First Downs Allowed, Passing, Season

227	2002
202	2000
192	1984
190	2004
184	1985, 1996, 2003

Fewest First Downs Allowed, Passing, Game

0	at Houston	Oct. 9, 1988
	vs. San Diego	Sept. 20, 1998
2	5 times; Last vs. Houston	Sept. 10, 1978
	*NFL RECORD	

Most First Downs Allowed, Passing, Game

25	at Denver	Nov. 18, 1974
22	at Cincinnati	Dec. 6, 1987

Fewest First Downs Allowed, Penalty, Season

9	1982 (9 games)
11	1964
13	1980

Most First Downs Allowed, Penalty, Season

56	1998	
40	2004	
36	1993	
33	1987	
	*NFL RECORD	

Most First Downs Allowed, Penalty, Game

7	vs. Denver	Nov. 16, 1998
6	8 times; Last at New Orleans	Nov. 14, 2004

NET YARDS ALLOWED RUSHING AND PASSING**YARDS ALLOWED****Fewest Yards Allowed, Season**

2,733	1982 (9 games)
3,163	1969
3,575	1973
3,667	1970
3,749	1965

Most Yards Allowed, Season

6,248	2002
6,037	2004
5,707	2003
5,658	1985
5,639	1987

Fewest Yards Allowed, Game

89	vs. Seattle	Dec. 24, 1995
91	vs. Houston	Oct. 12, 1969
93	vs. Oakland	Dec. 7, 1997
100	at Boston	Sept. 21, 1969
105	vs. Boston	Dec. 14, 1963
	vs. Boston	Oct. 11, 1970

Most Yards Allowed, Game

563	vs. Houston	Dec. 16, 1990
542	at N.Y. Jets	Oct. 2, 1988 (OT)
	at Tennessee	Dec. 13, 2004
539	at Oakland	Nov. 3, 1968
	vs. Oakland	Oct. 3, 1977
534	at Seattle	Nov. 24, 2002

PLAYS ALLOWED**Fewest Plays Allowed, Season**

556	1982 (9 games)
808	1969
813	1971

Most Plays Allowed, Season

1,159	1984
1,126	1985
1,102	1981

Fewest Plays Allowed, Game

39	vs. Houston	Oct. 22, 1967
	vs. Oakland	Dec. 7, 1997
40	vs. Cincinnati	Oct. 13, 1968
	at Boston	Sept. 21, 1969

Most Plays Allowed, Game

97	at N.Y. Jets	Oct. 2, 1988 (OT)
95	vs. San Diego	Oct. 19, 1986
91	vs. Chicago	Nov. 8, 1981

RUSHING

ATTEMPTS ALLOWED

Fewest Attempts Allowed, Rushing, Season	
279	1982 (9 games)
316	1969
343	1967
Most Attempts Allowed, Rushing, Season	
634	1977
609	1988
601	1978

Fewest Attempts Allowed, Rushing, Game		
9	at Oakland	Dec. 5, 2004
11	at New Orleans	Sept. 4, 1994
	at Oakland	Dec. 3, 1995
12	at N.Y. Jets	Nov. 27, 1966
13	at New England	Dec. 2, 1990
	at L.A. Raiders	Dec. 22, 1991
Most Attempts Allowed, Rushing, Game		
65	at Buffalo	Oct. 29, 1973
62	at Tampa Bay	Dec. 16, 1979
61	at Oakland	Dec. 8, 1973
	vs. Chicago	Nov. 8, 1981

YARDS ALLOWED

Fewest Yards Allowed, Rushing, Season		
980	1960	
1,066	1982 (9 games)	
1,091	1969	
Most Yards Allowed, Rushing, Season		
2,971	1977	
2,861	1976	
2,712	1975	
Fewest Yards Allowed, Rushing, Game		
-27	vs. Houston	Dec. 4, 1960
3	at San Diego	Nov. 19, 1961
8	at Oakland	Dec. 3, 1995

Most Yards Allowed, Rushing, Game		
330	vs. Pittsburgh	Nov. 7, 1976
322	at Cleveland	Oct. 30, 1977
299	vs. New Orleans	Sept. 26, 1976
Fewest Individual 100-Yard Games Allowed, Season		
0	1960, 1969, 1971, 1981, 1995	
Most Individual 100-Yard Games Allowed, Season		
9	2003	
8	1976, 1977	

TOUCHDOWNS ALLOWED

Fewest Touchdowns Allowed, Rushing, Season	
4	1968
6	1969, 1971
7	1982 (9 games), 1995
Most Touchdowns Allowed, Rushing, Season	
24	1975, 1976
23	1977, 1988
22	1998

Most Touchdowns Allowed, Rushing, Game		
5	vs. Pittsburgh	Nov. 7, 1976
	at Denver	Dec. 7, 2003
4	5 times; Last at Miami	Oct. 11, 1987

PASSING

ATTEMPTS ALLOWED

Fewest Pass Attempts Allowed, Season	
262	1982 (9 games)
324	1973
325	1975
333	1977
Most Pass Attempts Allowed, Season	
616	2002
598	1995
586	1984
576	1985

Fewest Pass Attempts Allowed, Game		
9	at N.Y. Jets	Nov. 7, 1971
	vs. Oakland	Dec. 8, 1974
10	vs. L.A. Raiders	Sept. 16, 1973
	at San Diego	Dec. 18, 1988
12	vs. Philadelphia	Oct. 22, 1972
	at Buffalo	Oct. 29, 1973
	at L.A. Rams	Nov. 28, 1982
Most Pass Attempts Allowed, Game		
65	vs. San Diego	Oct. 19, 1986
61	vs. Seattle	Sept. 29, 1985
60	at Oakland	Oct. 5, 1980

COMPLETIONS ALLOWED

Fewest Pass Completions Allowed, Season	
155	1982 (9 games)
157	1973
175	1977
186	1972, 1975
195	1970
Most Pass Completions Allowed, Season	
403	2002
332	1985, 2003
329	1984, 1995
317	1999
312	1993, 2004

Fewest Pass Completions Allowed, Game		
1	vs. San Diego	Sept. 20, 1998
3	vs. Houston	Oct. 22, 1967
	at N.Y. Jets	Nov. 7, 1971
	vs. Oakland	Dec. 8, 1974
4	at San Diego	Nov. 2, 1986
	at Houston	Oct. 9, 1988
Most Pass Completions Allowed, Game		
39	at New England	Sept. 22, 2002
37	vs. San Diego	Dec. 22, 1985
	vs. San Diego	Oct. 19, 1986
35	vs. Oakland	Oct. 27, 2002
34	vs. L.A. Raiders	Sept. 12, 1985

YARDS ALLOWED

Fewest Yards Allowed, Passing, Season	
1,619	1973
1,667	1982 (9 games)
1,942	1973
2,010	1970

Most Yards Allowed, Passing, Season	
4,203	2004
4,181	2002
3,662	1990
3,645	1984
3,626	1981

Fewest Yards Allowed, Passing, Game

-19 vs. San Diego
 9 vs. N.Y. Jets
 12 vs. Oakland

Sept. 20, 1998
 Nov. 7, 1971
 Dec. 8, 1974

Most Yards Allowed, Passing, Game

499 vs. Houston
 472 vs. Indianapolis
 469 at Oakland
 459 at Denver

Dec. 16, 1990
 Oct. 31, 2004
 Nov. 3, 1968
 Nov. 18, 1974

Fewest Individual 300-Yard Games Allowed, Season

0 1962, 1970, 1971, 1972, 1973, 1974, 1977,
 1978, 1988, 2000

Most Individual 300-Yard Games Allowed, Season

8 2002

TOUCHDOWNS ALLOWED**Fewest Touchdowns Allowed, Passing, Season**

10 1969
 11 1971, 1973
 12 1982 (9 games), 1988

Most Touchdowns Allowed, Passing, Season

32 2004
 27 2002

25 1964, 1976, 1980, 1987, 2000

24 1999

23 1994

Most Touchdowns Allowed, Passing, Game

5 vs. Indianapolis Oct. 31, 2004
 4 12 times; Last at Tennessee Dec. 13, 2004

SACKS**Most Seasons Leading League**

4 1960, 1965, 1969, 1990

Most Sacks, Season

60.0 1990
 54.0 1997
 51.0 2000
 50.0 1984, 1992

Fewest Sacks, Season

15.0 1982 (9 games)
 22.0 1976
 23.0 1988

Most Sacks, Game

11.0 vs. Cleveland Sept. 30, 1984
 10.0 vs. Oakland Sept. 6, 1998
 9.0 at Buffalo Nov. 2, 1969
 vs. Seattle Nov. 11, 1990

Most Opponents Yards Lost Attempting to Pass, Season

439 1968

Fewest Opponents Yards Lost Attempting to Pass, Season

120 1982 (9 games)
 157 1988

INTERCEPTIONS BY**Most Consecutive Seasons Leading League**

5 1966-70

Most Passes Intercepted By, Season

37 1968
 33 1966
 32 1960, 1962, 1969

Fewest Passes Intercepted By, Season

11 1987
 12 1982 (9 games), 1994
 13 1998, 2001

Most Passes Intercepted By, Game

7 at San Diego Dec. 8, 1968
 6 6 times; Last vs. Seattle Dec. 9, 1984

Most Consecutive Games, One or More Interceptions By

23 1967-69
 18 1966-67
 16 1982-83

Most Yards Returning Interceptions, Season

596 1969
 578 1967
 567 1986

Fewest Yards Returning Interceptions, Season

140 1987
 161 1976
 166 1988, 2001

RETURN YARDS**Most Yards Returning Interceptions, Game**

188 vs. N.Y. Titans Dec. 17, 1961
 142 vs. L.A. Raiders Oct. 28, 1991
 136 vs. Seattle Dec. 11, 1977

TOUCHDOWNS**Most Touchdowns Returning Interceptions, Season**

6 1992
 5 1972, 1974, 1999
 4 1960, 1967, 1986, 1997

Most Touchdowns Returning Interceptions, Game

2 vs. N.Y. Titans Dec. 17, 1961
 at Denver Oct. 1, 1972
 at Denver Dec. 19, 1982

vs. San Diego Oct. 19, 1986

vs. Denver Dec. 27, 1992

at Baltimore Oct. 21, 1999

Most Touchdowns Returning Interceptions, Both Teams, Game

*4 Kansas City (0) at Seattle (4) Nov. 4, 1984
 3 Kansas City (2) vs. San Diego (1) Oct. 19, 1986
 *NFL RECORD

OPPONENTS INTERCEPTIONS**YARDS GAINED****Most Yards, Interception Returns**

Opponents, Season
 688 1984

Most Yards Interception Returns Opponent, Game

*325 at Seattle *NFL RECORD Nov. 4, 1984

TOUCHDOWNS**Most Touchdowns Returning Interceptions**

Opponents, Season
 7 1984

Most Touchdowns Returning Interceptions Opponent, Game

*4 at Seattle *NFL RECORD Nov. 4, 1984

PUNTING

Most Opponents Punts, Season

102 1995
98 1999
94 1969

Fewest Opponents Punts, Season

38 1982 (9 games)
55 1962
60 1967, 1991, 2002

Lowest Opponents Average Distance, Season

37.0 1966, 1990
38.6 1982 (9 games)
38.9 1981

Highest Opponents Average Distance, Season

45.0 1994
44.6 1993
44.3 1965

Most Opponents Punts Blocked, Season

6 1990
4 1986
3 1963, 1982
2 1966, 1979, 1980, 1989, 1997, 2001, 2002

Most Opponents Punts Blocked, Game

3 vs. Denver Dec. 8, 1963
2 at Seattle Sept. 30, 1979
2 vs. Cleveland Sept. 30, 1990

PUNT RETURNS

Fewest Opponents Punt Returns, Season

22 1982 (9 games)
24 2004
26 1962
27 1991, 2002

Most Opponents Punt Returns, Season

60 1984
55 1974, 1976
54 1983

Most Opponents Punt Returns, Game

9 at Cincinnati Nov. 24, 1974

Fewest Yards Allowed, Punt Returns, Season

190 1991
219 1962
220 1968

Most Yards Allowed, Punt Returns, Season

702 1977
634 1974
572 1986

Most Yards Allowed, Punt Returns, Game

170 at San Diego Sept. 26, 1965

Lowest Average Allowed, Punt Returns, Season

6.37 (46-293) 1981
6.43 (49-315) 1979
6.54 (39-255) 1997

Highest Average Allowed, Punt Returns, Season

15.36 (22-338) (9 games) 1982
14.93 (29-433) 1965
14.04 (50-702) 1977

Most Touchdowns Allowed, Punt Returns, Season

2 1982, 1990, 2004

KICKOFF RETURNS

Fewest Opponents Kickoff Returns, Season

40 1973
42 1982 (9 games)
43 1972
44 1977
49 1983

Most Opponents Kickoff Returns, Season

88 2002
87 2003
85 2004
84 1966

Fewest Yards Allowed, Kickoff Returns, Season

794 1982 (9 games)
958 1977
1,007 1993

Most Yards Allowed, Kickoff Returns, Season

2,045 1966
2,043 2003
1,908 2004
1,880 2002

Most Yards Allowed, Kickoff Returns, Game

289 at Denver Sept. 7, 1963

Lowest Average Allowed, Kickoff Returns, Season

17.17 (81-1,391) 1990
18.00 (71-1,278) 1986
18.80 (64-1,203) 1992

Highest Average Allowed, Kickoff Returns, Season

25.78 (40-1,031) 1973
25.37 (54-1,370) 1974
25.19 (43-1,083) 1972

Most Touchdowns Allowed, Kickoff Returns, Season

2 1988, 1989

BLOCKED FIELD GOALS

Most Blocked Field Goals, Season

6 1960
5 1966
4 1962, 1965, 1973
3 1963, 1967, 1996
2 1982 (9 games), 1986, 1992, 1993, 2003

Most Blocked Field Goals, Game

3 at San Diego Oct. 15, 1967
2 vs. Buffalo Dec. 18, 1960
at Oakland Nov. 3, 1963
at Oakland Sept. 18, 1966
at San Diego Oct. 15, 1967
at Green Bay Oct. 4, 1973
at San Diego Oct. 17, 1993
at San Diego Nov. 30, 2003

FUMBLES

Fewest Opponents Fumbles, Season

16 1971
18 1984
19 2000

Fewest Opponents Fumbles Recovered, Season

7 1971
8 1966, 2004
10 1982 (9 games), 1996

Most Opponents Fumbles, Season

42 1981
40 1975
39 1977

Most Opponents Fumbles Recovered, Season

26 1994
25 1990
23 1977

TURNOVERS

Fewest Opponents Turnovers, Season

22	1982 (9 games)
21	2004
26	2001
27	1996
28	1987

Most Opponents Turnovers, Season

51	1983
49	1962, 1968, 1986

Most Opponents Turnovers, Game

9	vs. Houston	Oct. 28, 1962
	vs. Houston	Oct. 12, 1969
	vs. St. Louis	Oct. 2, 1983

Best Turnover Ratio, Season

+26	(45 takes/27 gives)	1990
+22	(49 takes/27 gives)	1968
+21	(45 takes/21 gives)	1999
+18	(49 takes/31 gives)	1962
	(39 takes/21 gives)	1992

Worst Turnover Ratio, Season

-13	(28 takes/41 gives)	1987
-8	(33 takes/41 gives)	1965
-8	(33 takes/41 gives)	1989
-7	(26 takes/33 gives)	2001
-6	(21 takes/27 gives)	2004
-3	(44 takes/47 gives)	1977

OPPONENT SINGLE GAME INDIVIDUAL RECORDS

Pass Attempts (All 50+)

58	Mark Hermann, San Diego	Dec. 22, 1985
55	Rich Gannon, Oakland	Oct. 27, 2002
54	Steve DeBerg, Tampa Bay	Oct. 28, 1984
	Tom Brady, New England	Sept. 22, 2002
52	Jim Plunkett, Oakland	Oct. 5, 1980

Pass Completions (All 30+)

39	Tom Brady, New England	Sept. 22, 2002
37	Mark Hermann, San Diego	Dec. 22, 1985
34	Jim Plunkett, Oakland	Sept. 12, 1985
33	Drew Bledsoe, New England	Dec. 4, 2000
31	Jim Zorn, Seattle	Sept. 27, 1981
	Rich Gannon, Oakland	Sept. 9, 2001

Passing Yards (All 400+)

527	Warren Moon, Houston	Dec. 16, 1990
472	Peyton Manning, Indianapolis	Oct. 31, 2004
445	Charley Johnson, Denver	Nov. 18, 1974
426	Billy Volek, Tennessee	Dec. 13, 2004
413	Pete Beathard, Houston	Sept. 9, 1968
410	Tom Brady, New England	Sept. 22, 2002
400	John Elway, Denver	Dec. 6, 1998

Touchdown Passes

5	George Blanda, Houston	Oct. 24, 1965
	Peyton Manning, Indianapolis	Oct. 31, 2004

Interceptions Thrown

6	John Hadl, San Diego	Dec. 8, 1968
---	----------------------	--------------

Long Pass

90	N. Johnson to R. Upchurch, Denver	Sept. 21, 1975
----	-----------------------------------	----------------

Pass Receptions

16	Troy Brown, New England	Sept. 22, 2002
14	Kellen Winslow, San Diego	Dec. 11, 1983
13	Joe Washington, Baltimore	Sept. 2, 1979
	Terrance Mathis, Atlanta	Sept. 18, 1994
	Tim Brown, Oakland	Oct. 27, 2002

Receiving Yards (All 200+)

245	Haywood Jeffires, Houston	Dec. 16, 1990
233	Drew Bennett, Tennessee	Dec. 13, 2004
232	Lance Alworth, San Diego	Oct. 20, 1963
214	Shannon Sharpe, Denver	Oct. 20, 2002
203	Don Maynard, N.Y. Jets	Sept. 15, 1968

Touchdown Receptions

3	Bob Chandler, Buffalo	Oct. 3, 1976
	Kellen Winslow, San Diego	Dec. 11, 1983
	Shannon Sharpe, Denver	Dec. 12, 1993
	Drew Bennett, Tennessee	Dec. 13, 2004

Rushing Attempts

39	O.J. Simpson, Buffalo	Oct. 29, 1973
	Ricky Bell, Tampa Bay	Dec. 16, 1979
	Marion Butts, San Diego	Dec. 17, 1989

Rushing Yards (All 200+)

218	Clinton Portis, Denver	Dec. 7, 2003
217	Gary Anderson, San Diego	Dec. 18, 1988
214	Greg Pruitt, Cleveland	Dec. 14, 1975
207	Curt Warner, Seattle	Nov. 27, 1983 (OT)

Rushing Touchdowns

5	Clinton Portis, Denver	Dec. 7, 2003
3	Jon Keyworth, Denver	Nov. 18, 1974
	Greg Pruitt, Cleveland	Dec. 14, 1975
	Pete Banaszak, Oakland	Dec. 21, 1975
	Walter Payton, Chicago	Nov. 13, 1977
	Curt Warner, Seattle	Nov. 27, 1983 (OT)
	Marcus Allen, L.A. Raiders	Nov. 25, 1990
	Rodney Hampton, N.Y. Giants	Dec. 19, 1992
	Terrell Davis, Denver	Dec. 6, 1998
	Curtis Martin, N.Y. Jets	Nov. 11, 2001
	Clinton Portis, Denver	Dec. 15, 2002
	Onferrio Smith, Minnesota	Dec. 20, 2003
	Michael Pittman, Tampa Bay	Nov. 7, 2004

Long Run

87	Paul Lowe, San Diego	Sept. 10, 1961
----	----------------------	----------------

Total Touchdowns

5	Clinton Portis, Denver	Dec. 7, 2003
4	Clinton Portis, Denver	Dec. 15, 2002

Interceptions Made

4	Deltha O'Neal, Denver	Oct. 7, 2001
3	David Fulcher, Cincinnati	Oct. 1, 1989

Long Interception Return (All 100+)

102	Marcus Coleman, Houston	Sept. 26, 2004
101	Tony Greene, Buffalo	Oct. 3, 1976
100	Speedy Duncan, San Diego	Oct. 15, 1967

Long Punt Return

95	Johnny Bailey, Chicago	Dec. 29, 1990
----	------------------------	---------------

Long Kickoff Return

100	Nemiah Wilson, Denver	Oct. 8, 1966
-----	-----------------------	--------------

Long Punt (All 80+)

83	Chris Norman, Denver	Sept. 23, 1984
82	Paul Maguire, San Diego	Nov. 5, 1961

Long Field Goal

55	John Kasay, Seattle	Jan. 2, 1994
	Kris Brown, Pittsburgh	Oct. 14, 2001

Times Sacked (All 10.0+)

11.0	Paul McDonald, Cleveland	Sept. 30, 1984
10.0	Jeff George, Oakland	Sept. 6, 1998

Touchdowns On Interception Returns

2	Dave Brown, Seattle	Nov. 4, 1984
---	---------------------	--------------

Fumbles

6	Dave Krieg, Seattle	Nov. 5, 1989
---	---------------------	--------------

ALL-TIME POSTSEASON RECORDS

INDIVIDUAL

SERVICE

Most Games Played, Career

- 10 John Alt
- Tim Grunhard
- Dave Szott
- Derrick Thomas
- 9 Dan Saleaumua
- Tracy Simien
- Neil Smith

- 8 Len Dawson
- Jonathan Hayes
- Nick Lowery
- Johnny Robinson
- Kevin Ross
- Jim Tyrer
- Jerrel Wilson

SCORING

POINTS

Most Points, Career

- 37 Nick Lowery (8 games - 7 FGs, 14 PATs)
- 35 Jan Stenerud (5 games - 9 FGs, 8 PATs)
- 18 Mike Garrett (6 games - 3 TDs)
- Marcus Allen (6 games - 3 TDs)

Most Points, Game

- 12 Abner Haynes vs. Houston Dec. 23, 1962
- Mike Garrett at Buffalo Jan. 1, 1967
- Ed Podolak vs. Miami Dec. 25, 1971
- Dante Hall vs. Indianapolis Jan. 11, 2004
- Priest Holmes vs. Indianapolis Jan. 11, 2004
- 11 Jan Stenerud vs. Minnesota Jan. 11, 1970

TOUCHDOWNS

Most Touchdowns, Career

- 3 Marcus Allen (6 games)
- Mike Garrett (6 games)

Most Touchdowns, Game

- 2 Abner Haynes vs. Houston Dec. 23, 1962
- Mike Garrett at Buffalo Jan. 1, 1967
- Ed Podolak vs. Miami Dec. 25, 1971
- Dante Hall vs. Indianapolis Jan. 11, 2004
- Priest Holmes vs. Indianapolis Jan. 11, 2004

POINTS AFTER TOUCHDOWN

Most Points After Touchdown, Career

- 14 Nick Lowery (8 games - 15 Att.)
- 8 Jan Stenerud (5 games - 8 Att.)
- 5 Mike Mercer (2 games - 5 Att.)

Most Points After Touchdown, Game

- 4 Mike Mercer at Buffalo (4 Att.) Jan. 1, 1967
- Nick Lowery at Houston (4 Att.) Jan. 16, 1994
- Morten Andersen vs. IND (4 Att.) Jan. 11, 2004

Most Points After Touchdown, No Misses, Career

- 8 Jan Stenerud (5 games)

FIELD GOALS

Most Field Goals Attempted, Career

- 17 Jan Stenerud (5 games - 17 Att.)
- 12 Nick Lowery (8 games - 12 Att.)

Most Field Goals Attempted, Game

- 5 Jan Stenerud vs. N.Y. Jets Dec. 20, 1969
- 4 Nick Lowery vs. Miami Jan. 5, 1991

Most Field Goals, Career

- 9 Jan Stenerud (5 games - 17 Att.)
- 8 Nick Lowery (8 games - 12 Att.)

Most Field Goals, Game

- 3 Barry Word vs. Minnesota Jan. 11, 1970
- Nick Lowery at Miami Jan. 5, 1991

Longest Field Goal

- 48 Jan Stenerud vs. Minnesota Jan. 11, 1970
- 38 Nick Lowery at Miami Jan. 5, 1991
- 32 Mike Mercer at Buffalo Jan. 1, 1967
- Jan Stenerud vs. Minnesota Jan. 11, 1970
- Nick Lowery vs. Pittsburgh Jan. 8, 1994

RUSHING

ATTEMPTS

Most Attempts, Career

- 100 Marcus Allen (6 games)
- 61 Mike Garrett (6 games)
- 59 Barry Word (4 games)
- 51 Wendell Hayes (5 games)
- 41 Curtis McClinton (3 games)

Most Attempts, Game

- 33 Barry Word vs. L.A. Raiders Dec. 28, 1991
- 24 Curtis McClinton vs. Houston Dec. 23, 1962
- Priest Holmes vs. Indianapolis Jan. 11, 2004
- 22 Wendell Hayes vs. Miami Dec. 25, 1971
- 21 Marcus Allen vs. Pittsburgh Jan. 8, 1994
- Marcus Allen vs. Indianapolis Jan. 7, 1996

YARDS GAINED

Most Yards Gained, Career

- 386 Marcus Allen (6 games)
- 208 Wendell Hayes (5 games)
- 197 Barry Word (4 games)
- 186 Mike Garrett (6 games)
- 176 Priest Holmes (1 game)

Most Games, 100 or More Yards, Career

- 1 Wendell Hayes (5 games)
- Barry Word (3 games)
- Priest Holmes (1 game)

Most Yards Gained, Game

- 176 Priest Holmes vs. Indianapolis Jan. 11, 2004
- 130 Barry Word vs. L.A. Raiders Dec. 28, 1991
- 100 Wendell Hayes vs. Miami Dec. 25, 1971
- 94 Marcus Allen vs. Indianapolis Jan. 7, 1996
- 85 Ed Podolak vs. Miami Dec. 25, 1971

Longest Run From Scrimmage

- 48 Priest Holmes vs. Indianapolis Jan. 11, 2004
- 33 Jack Spikes vs. Houston Dec. 23, 1962
- 32 Ed Podolak vs. Miami Dec. 25, 1971
- 26 Christian Okoye at Miami Jan. 5, 1991
- 24 Marcus Allen at Buffalo Jan. 23, 1994
- Priest Holmes vs. Indianapolis Jan. 11, 2004

TOUCHDOWNS

Most Touchdowns Career

- 3 Marcus Allen (8 games)
- Mike Garrett (6 games)

Most Touchdowns, Game

- 2 Mike Garrett at Buffalo Jan. 1, 1967
- Priest Holmes vs. Indianapolis Jan. 11, 2004

PASSING

ATTEMPTS

Most Passes Attempted, Career

- 188 Len Dawson (8 games)
- 141 Joe Montana (4 games)
- 64 Dave Krieg (4 games)
- 53 Steve DeBerg (3 games)
- 37 Elvis Grbac (1 game)

Most Passes Attempted, Game

- 43 Joe Montana vs. Pittsburgh Jan. 8, 1994
- 38 Joe Montana at Houston Jan. 16, 1994
- 37 Joe Montana at Miami Dec. 31, 1994
- Elvis Grbac vs. Denver Jan. 4, 1998
- 36 Len Dawson at Oakland Dec. 22, 1968

COMPLETIONS

Most Passes Completed, Career

- 107 Len Dawson (8 games)
- 85 Joe Montana (4 games)
- 33 Dave Krieg (4 games)
- 31 Steve DeBerg (3 games)
- 24 Elvis Grbac (1 game)

Most Passes Completed, Game

- 28 Joe Montana vs. Pittsburgh Jan. 8, 1994
- 26 Joe Montana at Miami Dec. 31, 1994
- 24 Elvis Grbac vs. Denver Jan. 4, 1998
- 22 Joe Montana at Houston Jan. 16, 1994
- 18 Len Dawson vs. Miami Dec. 25, 1971
- Trent Green vs. Indianapolis Jan. 11, 2004

COMPLETION PERCENTAGE

Highest Completion Percentage, Career (100 attempts)

- 60.3 Joe Montana (4 games: 141-85)
- 56.9 Len Dawson (8 games: 188-107)

Highest Completion Percentage, Game (15 completions)

- 70.3 Joe Montana at Miami (37-26) Dec. 31, 1994
- 69.2 Len Dawson vs. Miami (26-18) Dec. 25, 1971

YARDS GAINED

Most Yards Gained, Career

- 1,503 Len Dawson (8 games)
- 1,014 Joe Montana (4 games)
- 454 Dave Krieg (4 games)

Most Yards Gained, Game

- 314 Joe Montana at Miami Dec. 31, 1994
- 299 Joe Montana at Houston Jan. 16, 1994
- 276 Joe Montana vs. Pittsburgh Jan. 4, 1994

Longest Pass Completion

- 63 Len Dawson vs. Miami (to Elmo Wright) Dec. 25, 1971
- 61 Len Dawson at N.Y. Jets (to Otis Taylor) Dec. 20, 1969
- 57 Joe Montana (to Kimble Anders) at Miami Dec. 31, 1994

TOUCHDOWNS

Most Touchdown Passes, Career

- 7 Len Dawson (8 games)
- 6 Joe Montana (4 games)
- 2 Steve DeBerg (3 games)
- Dave Krieg (4 games)

Most Touchdown Passes, Game

- 3 Joe Montana at Houston Jan. 16, 1994
- 2 Len Dawson at Buffalo Jan. 1, 1967
- Joe Montana at Miami Dec. 31, 1994

HAD INTERCEPTED

Most Passes Had Intercepted, Career

- 8 Len Dawson (8 games)
- 4 Mark Vlasic (1 game)

Most Passes Had Intercepted, Game

- 4 Len Dawson at Oakland Dec. 22, 1968
- Mark Vlasic at Buffalo Jan. 5, 1992

PASS RECEIVING

PASS RECEPTIONS

Most Pass Receptions, Career

- 27 Otis Taylor (7 games)
- J.J. Birden (8 games)
- 21 Keith Cash (6 games)
- 19 Kimble Anders (7 games)
- 16 Willie Davis (5 games)

Most Pass Receptions, Game

- 8 Ed Podolak vs. Miami Dec. 25, 1971
- Stephone Paige at Miami Jan. 5, 1991
- Andre Rison vs. Denver Jan. 4, 1998
- 7 Keith Cash vs. Pittsburgh Jan. 8, 1994
- Kimble Anders vs. Indianapolis Jan. 7, 1996

YARDS GAINED

Most Yards Gained, Career

- 481 Otis Taylor (7 games)
- 363 J.J. Birden (8 games)
- 266 Keith Cash (6 games)
- 239 Willie Davis (5 games)
- 188 Kimble Anders (7 games)

Most Yards Gained, Game (All 100+)

- 142 Stephone Paige at Miami Jan. 5, 1991
- 117 Otis Taylor at Oakland Dec. 22, 1968
- 110 Ed Podolak vs. Miami Dec. 25, 1971
- Andre Rison vs. Denver Jan. 4, 1998
- 104 Elmo Wright vs. Miami Dec. 25, 1971
- 103 Kimble Anders at Miami Dec. 31, 1994

Most Games, 100 or More Yards, Career

- 1 By six players

Longest Pass Reception

- 63 Elmo Wright vs. Miami (from Len Dawson) Dec. 25, 1971
- 61 Otis Taylor at N.Y. Jets (from Len Dawson) Dec. 20, 1969
- 57 Kimble Anders at Miami (from Joe Montana) Dec. 31, 1994

TOUCHDOWNS

Most Touchdowns, Career

- 2 Otis Taylor (7 games)
- Fred Jones (3 games)
- J.J. Birden (8 games)

Most Touchdowns, Game

- 1 Numerous times

COMBINED NET YARDS

(Rushing, receiving, interception returns,
punt returns, kickoff returns and fumble returns)

ATTEMPTS

Most Attempts, Career

- 147 Marcus Allen (6 games)
- 88 Mike Garrett (6 games)
- 63 Wendell Hayes (5 games)

Most Attempts, Game

- 34 Barry Word vs. L.A. Raiders Dec. 28, 1991
- 30 Ed Podolak vs. Miami Dec. 25, 1971
- 29 Priest Holmes vs. Indianapolis Jan. 11, 2004

YARDS GAINED

Most Yards Gained, Career

- 541 Marcus Allen (6 games)
- 481 Otis Taylor (7 games)
- 363 J.J. Birden (8 games)
- 350 Ed Podolak (4 games)

Most Yards Gained, Game

- 350 Ed Podolak vs. Miami Dec. 25, 1971
- 227 Dante Hall vs. Indianapolis Jan. 11, 2004
- 208 Priest Holmes vs. Indianapolis Jan. 11, 2004
- 142 Stephone Paige at Miami Jan. 5, 1991

PUNTING

PUNTS

Most Punts, Career

- 45 Jerrel Wilson (8 games)
- 38 Bryan Barker (7 games)
- 11 Louie Aguiar (3 games)

Longest Punt

- 62 Louie Aguiar vs. Denver Jan. 4, 1998
- 61 Jerrel Wilson vs. Green Bay Jan. 15, 1967
- 59 Jerrel Wilson vs. Minnesota Jan. 11, 1970
- 56 Jerrel Wilson at Oakland Jan. 4, 1970

Most Punts, Game

- 8 Jerrel Wilson at Oakland Jan. 4, 1970
- Bryan Barker at San Diego Jan. 2, 1993

AVERAGE YARDAGE

Highest Average, Career (20 punts)

- 44.6 Jerrel Wilson (8 games: 2,005-45)
- 42.4 Bryan Barker (7 games: 1,613-38)

Highest Average, Game (4 punts)

- 50.3 Jerrel Wilson at Oakland (302-6) Dec. 22, 1968
- 46.4 Louie Aguiar vs. Denver (232-5) Jan. 4, 1998

PUNT RETURNS

PUNT RETURNS

Most Punt Returns, Career

- 10 Mike Garrett (6 games)
- 7 Danan Hughes (6 games)

Most Punt Returns, Game

- 4 Mike Garrett vs. Oakland Jan. 4, 1970
- Tamarick Vanover vs. Indianapolis Jan. 7, 1996

YARDS GAINED

Most Yards Gained, Career

- 84 Danan Hughes (6 games)
- 63 Mike Garrett (6 games)
- 44 Tamarick Vanover (2 games)

Longest Punt Return

- 35 Danan Hughes at Houston Jan. 16, 1994
- 27 Mike Garrett at Buffalo Jan. 1, 1967
- 15 Danan Hughes vs. Pittsburgh Jan. 8, 1994

Most Yards, Gained, Game

- 42 Danan Hughes at Houston Jan. 16, 1994
- 34 Tamarick Vanover vs. Indianapolis Jan. 7, 1996
- 31 Danan Hughes vs. Pittsburgh Jan. 8, 1994

AVERAGE YARDAGE

Highest Average, Career (10 returns)

- 6.3 Mike Garrett (6 games: 11-73)

Highest Average, Game (3 returns)

- 14.0 Danan Hughes at Houston (3-42) Jan. 16, 1994
- 10.3 Danan Hughes vs. Pittsburgh (3-31) Jan. 8, 1994

TOUCHDOWNS

Most Touchdowns

0

KICKOFF RETURNS

KICKOFF RETURNS

Most Kickoff Returns, Career

- 10 John Stephens (3 games)
- 7 Dante Hall (1 game)
- 5 Bert Coan (2 games)
- Noland Smith (1 game)
- Tamarick Vanover (2 games)

Most Kickoff Returns, Game

- 7 Dante Hall vs. Indianapolis Jan. 11, 2004
- 5 Noland Smith vs. Oakland Dec. 22, 1968
- John Stephens at Buffalo Jan. 23, 1994

YARDS GAINED

Most Yards Gained, Career

208	Dante Hall (1 game)
194	John Stephens (3 games)
154	Ed Podolak (1 game)

Most Yards Gained, Game

208	Dante Hall vs. Indianapolis	Jan. 11, 2004
154	Ed Podolak vs. Miami	Dec. 25, 1971
89	John Stephens vs. Buffalo	Jan. 23, 1994
72	John Stephens vs. Pittsburgh	Jan. 8, 1994

Longest Kickoff Return

92 (TD)	Dante Hall vs. Indianapolis	Jan. 11, 2004
78	Ed Podolak vs. Miami	Dec. 25, 1971
46	Dante Hall vs. Indianapolis	Jan. 11, 2004
35	Bert Coan at Buffalo	Jan. 1, 1967
34	John Stephens vs. Pittsburgh	Jan. 8, 1994

Highest Average, Career (10 returns)

19.9	John Stephens (3 games: 10-199)
------	---------------------------------

AVERAGE YARDAGE

Highest Average, Game (3 returns)

51.3	Ed Podolak vs. Miami (3-154)	Dec. 25, 1971
29.7	Dante Hall vs. Indianapolis (7-208)	Jan. 11, 2004
24.0	John Stephens vs. Pittsburgh (3-72)	Jan. 8, 1994
23.0	Tamarick Vanover vs. Denver (3-69)	Jan. 4, 1998

TOUCHDOWNS

Most Touchdowns, Career

1	Dante Hall (1 game)
---	---------------------

INTERCEPTIONS BY

Most Interceptions, Career

5	Emmitt Thomas (7 games)
4	Johnny Robinson (8 games)
3	Jim Marsalis (4 games)
	Deron Cherry (4 games)

Most Interceptions, Game

2	Johnny Robinson vs. Houston	Dec. 23, 1962
	Jim Marsalis at N.Y. Jets	Dec. 20, 1969
	Emmitt Thomas at Oakland	Jan. 4, 1970
	Deron Cherry vs. L.A. Raiders	Dec. 28, 1991

Most Consecutive Games, Interceptions

3	Emmitt Thomas	1969
---	---------------	------

YARDS GAINED

Most Yards Gained, Career

131	Johnny Robinson (8 games)
101	Emmitt Thomas (7 games)
65	Jim Marsalis (4 games)

Most Yards Gained, Game

72	Johnny Robinson at Buffalo	Jan. 1, 1967
----	----------------------------	--------------

69	Emmitt Thomas vs. Oakland	Jan. 4, 1970
----	---------------------------	--------------

50	Johnny Robinson vs. Houston	Dec. 23, 1962
----	-----------------------------	---------------

Longest Interception Return

72	Johnny Robinson at Buffalo	Jan. 1, 1967
62	Emmitt Thomas at Oakland	Jan. 4, 1970
37	Johnny Robinson vs. Houston	Dec. 23, 1962

TOUCHDOWNS

Most Touchdowns, Career

0

Most Touchdowns, Game

0

SACKS

Most Sacks, Career

7.5	Derrick Thomas (10 games)
6.5	Neil Smith (9 games)
5.0	Aaron Brown (6 games)

Most Sacks, Game

3.0	Aaron Brown at Oakland	Jan. 4, 1970
2.0	Five times; By five players	
	Last: Four players at Houston	Jan. 16, 1994

TEAM

SCORING

Most Points, Game

31	at Buffalo	Jan. 1, 1967
	vs. Indianapolis	Jan. 11, 2004
28	at Houston	Jan. 16, 1994
27	vs. Pittsburgh	Jan. 8, 1994

Most Touchdowns, Game

4	at Buffalo	Jan. 1, 1967
	at Houston	Jan. 16, 1994
	vs. Indianapolis	Jan. 11, 2004
3	Twice; Last vs. Pittsburgh	Jan. 8, 1994

FIRST DOWNS

Most First Downs, Game

28	vs. Pittsburgh	Jan. 8, 1994
24	at Miami	Dec. 31, 1994
	vs. Indianapolis	Jan. 11, 2004
23	vs. Miami	Dec. 25, 1971

Fewest First Downs, Game

13	at Oakland	Dec. 22, 1968
	at Oakland	Jan. 4, 1970
14	Four times; Last at Buffalo	Jan. 5, 1992

NET YARDS GAINED RUSHING AND PASSING

Most Yards Gained, Game

451	vs. Miami	Dec. 25, 1971
414	at Miami	Dec. 31, 1994
408	vs. Indianapolis	Jan. 11, 2004
401	vs. Pittsburgh	Jan. 8, 1994

Fewest Yards Gained, Game

204	vs. L.A. Raiders	Dec. 28, 1991
207	at Oakland	Jan. 4, 1970
213	at Buffalo	Jan. 5, 1992
237	vs. Houston	Dec. 23, 1962

RUSHING

ATTEMPTS

Most Attempts, Game		Fewest Attempts, Game	
54 vs. Houston	Dec. 23, 1962	18 at Houston	Jan. 16, 1994
44 vs. Miami	Dec. 25, 1971	19 vs. Green Bay	Jan. 15, 1967
41 vs. Minnesota	Jan. 11, 1970	at San Diego	Jan. 2, 1993

YARDS

Most Yards, Game		Fewest Yards, Game	
213 vs. Miami	Dec. 25, 1971	52 at Buffalo	Jan. 23, 1994
199 vs. Houston	Dec. 23, 1962	61 at San Diego	Jan. 2, 1993
196 vs. Indianapolis	Jan. 11, 2004	67 at N.Y. Jets	Dec. 28, 1968
151 vs. Minnesota	Jan. 11, 1970	70 at Oakland	Dec. 22, 1968

TOUCHDOWNS

Most Touchdowns, Game			
2 at Buffalo	Jan. 1, 1967	at Oakland	Jan. 4, 1970
		vs. Indianapolis	Jan. 11, 2004

PASSING

ATTEMPTS

Most Attempts, Game		Fewest Attempts, Game	
52 at Buffalo	Jan. 23, 1994	14 vs. Houston	Dec. 23, 1962
44 vs. Pittsburgh	Jan. 8, 1994	vs. L.A. Raiders	Dec. 28, 1991
37 at Miami	Dec. 31, 1994	17 at Oakland	Jan. 4, 1970
vs. Denver	Jan. 4, 1998	vs. Minnesota	Jan. 11, 1970

COMPLETIONS

Most Completions, Game		Fewest Completions, Game	
29 vs. Pittsburgh	Jan. 8, 1994	7 at Oakland	Jan. 4, 1970
26 at Miami	Dec. 31, 1994	9 vs. Houston	Dec. 23, 1962
25 at Buffalo	Jan. 23, 1994	vs. L.A. Raiders	Dec. 28, 1991

YARDS

Most Yards, Game		Fewest Yards, Game	
314 at Miami	Dec. 31, 1994	38 vs. Houston	Dec. 23, 1962
286 at Buffalo	Jan. 23, 1994	73 vs. L.A. Raiders	Dec. 28, 1991
283 at Houston	Jan. 16, 1994	121 at Oakland	Jan. 4, 1970

TIMES SACKED

Most Times Sacked, Game			
7.0 at Buffalo	Jan. 1, 1967	6.0 vs. Houston	Dec. 23, 1962
at San Diego	Jan. 2, 1993	vs. Green Bay	Jan. 15, 1967

TOUCHDOWNS

Most Touchdowns, Game			
3 at Houston	Jan. 16, 1994	2 Three times; Last at Miami	Dec. 31, 1994

INTERCEPTIONS THROWN

Most Interceptions Thrown, Game			
4 at Oakland	Dec. 22, 1968	3 vs. Indianapolis	Jan. 7, 1996
at Buffalo	Jan. 5, 1992		

INTERCEPTIONS BY

Most Interceptions By, Game			
5 vs. Houston	Dec. 23, 1962	4 at Oakland	Jan. 4, 1970
		vs. L.A. Raiders	Dec. 28, 1991

PENALTIES

Most Penalties, Game		Fewest Penalties, Game	
10 at Buffalo	Jan. 5, 1992	1 at N.Y. Jets	Dec. 28, 1986
7 Three times; Last vs. Denver	Jan. 4, 1998	3 Twice; Last vs. Indianapolis	Jan. 7, 1996

YARDS PENALIZED

Most Yards Penalized, Game		Fewest Yards Penalized, Game	
65 vs. Denver	Jan. 4, 1998	5 at N.Y. Jets	Dec. 28, 1986
63 at N.Y. Jets	Dec. 20, 1969	15 at Miami	Dec. 31, 1994
62 at San Diego	Jan. 2, 1993	20 vs. L.A. Raiders	Dec. 28, 1991

FUMBLES

Most Fumbles, Game		Most Fumbles Lost, Game	
5 at Oakland	Jan. 4, 1970	4 at Oakland	Jan. 4, 1970
3 vs. Miami	Dec. 25, 1971	2 vs. Miami	Dec. 25, 1971

TURNOVERS

Most Turnovers, Game			
4 at Oakland	Dec. 22, 1968	vs. Miami	Dec. 25, 1971
at Oakland	Jan. 4, 1970	at Buffalo	Jan. 5, 1992
		vs. Indianapolis	Jan. 7, 1996

DEFENSE

SCORING

Fewest Points Allowed, Game

6	at N.Y. Jets	Dec. 20, 1969
	vs. L.A. Raiders	Dec. 28, 1991

Most Points Allowed, Game

41	at Oakland	Dec. 22, 1968
38	vs. Indianapolis	Jan. 11, 2004
37	at Buffalo	Jan. 5, 1992
35	vs. Green Bay at N.Y. Jets	Jan. 15, 1967 Dec. 28, 1986

Fewest Touchdowns Allowed, Game

0	at N.Y. Jets	Dec. 20, 1969
	vs. L.A. Raiders	Dec. 28, 1991

Most Touchdowns Allowed, Game

5	vs. Green Bay at Oakland at N.Y. Jets vs. Indianapolis	Jan. 15, 1967 Dec. 22, 1968 Dec. 28, 1986 Jan. 11, 2004
---	---	--

FIRST DOWNS

Fewest First Downs Allowed, Game

9	at Buffalo	Jan. 1, 1967
233	at Oakland	Jan. 11, 1970
13	vs. Minnesota	Jan. 4, 1998
16	Three times; Last vs. Denver	Jan. 4, 1970
18	at Oakland at San Diego	Jan. 2, 1993

Most First Downs Allowed, Game

30	at Buffalo	Jan. 23, 1994
29	at Buffalo	Jan. 5, 1992
27	vs. Indianapolis	Jan. 11, 2004
23	at Miami	Jan. 5, 1991

NET YARDS GAINED RUSHING AND PASSING

Fewest Yards Allowed, Game

233	at Oakland	Jan. 4, 1970
235	at N.Y. Jets	Dec. 20, 1969
239	vs. Minnesota	Jan. 11, 1970
249	vs. Indianapolis	Jan. 7, 1996

Most Yards Allowed, Game

454	at Oakland	Dec. 22, 1968
448	at Buffalo	Jan. 5, 1992
434	vs. Indianapolis	Jan. 11, 2004
407	vs. Miami	Dec. 25, 1971

RUSHING

ATTEMPTS

Fewest Attempts, Game

13	at Buffalo	Jan. 1, 1967
14	at Houston	Jan. 16, 1994
19	vs. Minnesota	Jan. 11, 1970

Most Attempts, Game

46	at Buffalo	Jan. 5, 1992
	at Buffalo	Jan. 23, 1994
43	vs. Miami	Dec. 25, 1971

YARDS ALLOWED

Fewest Yards Allowed, Game

39	at Houston	Jan. 16, 1994
40	at Buffalo	Jan. 1, 1967
67	vs. Minnesota	Jan. 11, 1970

Most Yards Allowed, Game

229	at Buffalo	Jan. 23, 1994
192	at San Diego	Jan. 2, 1993
180	at Buffalo	Jan. 5, 1992

TOUCHDOWNS ALLOWED

Most Touchdowns Allowed, Game

3	at Buffalo	Jan. 23, 1994
2	Three times; Last vs. Indianapolis	Jan. 11, 2004

PASSING

ATTEMPTS ALLOWED

Fewest Attempts Allowed, Game

19	vs. Denver	Jan. 4, 1998
23	at N.Y. Jets vs. L.A. Raiders at San Diego	Dec. 28, 1986 Dec. 28, 1991 Jan. 2, 1993

Most Attempts Allowed, Game

46	vs. Houston	Dec. 23, 1962
45	at Oakland	Jan. 4, 1970
43	at Houston	Jan. 16, 1994
40	at N.Y. Jets	Dec. 20, 1969

COMPLETIONS

Fewest Completions Allowed, Game

10	vs. Denver	Jan. 4, 1998
12	at Buffalo vs. L.A. Raiders vs. Indianapolis	Jan. 1, 1967 Dec. 28, 1991 Jan. 7, 1996

Most Completions Allowed, Game

32	at Houston	Jan. 16, 1994
23	vs. Houston at Buffalo vs. Pittsburgh	Dec. 23, 1962 Jan. 5, 1992 Jan. 8, 1994

YARDS ALLOWED

Fewest Yards Allowed, Game

102	vs. Indianapolis	Jan. 7, 1996
124	vs. L.A. Raiders	Dec. 28, 1991
141	at N.Y. Jets	Dec. 28, 1986
148	at N.Y. Jets	Dec. 20, 1969

Most Yards Allowed, Game

336	at Oakland	Dec. 22, 1968
292	vs. Indianapolis	Jan. 11, 2004
272	vs. Pittsburgh	Jan. 8, 1994
263	vs. Miami	Dec. 25, 1971

TOUCHDOWNS

Most Touchdowns Allowed, Game

5	at Oakland	Dec. 22, 1968
3	Three times; Last vs. Pittsburgh	Jan. 8, 1994

SACKS

Most Sacks, Game

9.0 at Houston	Jan. 16, 1994	4.0 at Oakland	Jan. 4, 1970
5.0 at San Diego	Jan. 2, 1993	at Buffalo	Jan. 1, 1967

INTERCEPTIONS BY

Most Interceptions By, Game

5 vs. Houston	Dec. 23, 1962	4 at Oakland vs. L.A. Raiders	Jan. 4, 1970 Dec. 28, 1991
---------------	---------------	----------------------------------	-------------------------------

OPPONENT SINGLE GAME INDIVIDUAL POSTSEASON RECORDS

Pass Attempts

46	George Blanda, Houston	Dec. 23, 1962
43	Warren Moon, Houston	Jan. 16, 1994
42	Neil O'Donnell, Pittsburgh	Jan. 8, 1994
40	Joe Namath, N.Y. Jets	Dec. 20, 1969
39	Daryle Lamonica, Oakland	Dec. 22, 1968
	Daryle Lamonica, Oakland	Jan. 4, 1970

Pass Completions

32	Warren Moon, Houston	Jan. 16, 1994
23	George Blanda, Houston	Dec. 23, 1962
	Jim Kelly, Buffalo	Jan. 5, 1992
	Neil O'Donnell, Pittsburgh	Jan. 8, 1994
22	Dan Marino, Miami	Dec. 31, 1994
	Peyton Manning, Indianapolis	Jan. 11, 2004

Passing Yards (All 300+)

345	Daryle Lamonica, Oakland	Dec. 22, 1968
306	Warren Moon, Houston	Jan. 16, 1994

Touchdown Passes

5	Daryle Lamonica, Oakland	Dec. 22, 1968
---	--------------------------	---------------

Interceptions Thrown

5	George Blanda, Houston	Dec. 23, 1962
---	------------------------	---------------

Long Pass

69	Jack Kemp	
	to Elbert Dubenion, Buffalo	Jan. 1, 1967

Pass Receptions

9	Haywood Jeffries, Houston	Jan. 16, 1994
8	Charles Smith, Oakland	Jan. 4, 1970
7	Max McGee, Green Bay	Jan. 15, 1967
	Fred Biletnikoff, Oakland	Dec. 22, 1968
	John Henderson, Minnesota	Jan. 1, 1970
	Paul Warfield, Miami	Dec. 25, 1971
	Jeff Graham, Pittsburgh	Jan. 8, 1994

Receiving Yards (All 100+)

180	Fred Biletnikoff, Oakland	Dec. 22, 1968
140	Paul Warfield, Miami	Dec. 25, 1971
138	Max McGee, Green Bay	Jan. 15, 1967
127	Bobby Burnett, Buffalo	Jan. 11, 1967
111	John Henderson, Minnesota	Jan. 11, 1970
100	Andre Reed, Buffalo	Jan. 5, 1992

Touchdown Receptions

3	Fred Biletnikoff, Oakland	Dec. 22, 1968
---	---------------------------	---------------

Rushing Attempts

33	Thurman Thomas, Buffalo	Jan. 23, 1994
----	-------------------------	---------------

Rushing Yards (All 100+)

186	Thurman Thomas, Buffalo	Jan. 23, 1994
135	Freeman McNeil, N.Y. Jets	Dec. 28, 1986
125	Edgerrin James, Indianapolis	Jan. 11, 2004
119	Marion Butts, San Diego	Jan. 2, 1993
107	Nick Bell, L.A. Raiders	Dec. 28, 1991
101	Terrell Davis, Denver	Jan. 4, 1998
100	Thurman Thomas, Buffalo	Jan. 5, 1992

Rushing Touchdowns

3	Thurman Thomas, Buffalo	Jan. 23, 1994
---	-------------------------	---------------

Long Run

54	Marion Butts, San Diego	Jan. 2, 1993
----	-------------------------	--------------

Total Touchdowns

3	Fred Biletnikoff, Oakland	Dec. 22, 1968
	Thurman Thomas, Buffalo	Jan. 23, 1994
2	Max McGee, Green Bay	Jan. 15, 1967
	Elijah Pitts, Green Bay	Jan. 15, 1967
	Warren Wells, Oakland	Dec. 22, 1968
	Freeman McNeil, N.Y. Jets	Dec. 28, 1986
	Andre Reed, Buffalo	Jan. 5, 1992
	Terrell Davis, Denver	Jan. 4, 1998
	Edgerrin James, Indianapolis	Jan. 11, 2004

Interceptions Made

2	Kirby Jackson, Buffalo	Jan. 5, 1992
---	------------------------	--------------

Long Interception Return

50	Willie Wood, Green Bay	Jan. 15, 1967
----	------------------------	---------------

Long Punt Return

26	Russell Copeland, Buffalo	Jan. 23, 1994
----	---------------------------	---------------

Long Kickoff Return

52	George Atkinson, Oakland	Jan. 4, 1970
----	--------------------------	--------------

Long Punt

64	Reggie Roby, Miami	Jan. 5, 1991
----	--------------------	--------------

Long Field Goal

58	Pete Stoyanovich, Miami	Jan. 5, 1991
----	-------------------------	--------------

Sacks

3.0	Gerald Williams, Pittsburgh	Jan. 8, 1994
-----	-----------------------------	--------------

INAUGURAL NFL MAN OF THE YEAR AWARD



Chiefs Founder Lamar Hunt presented the inaugural NFL Man of the Year Award to Baltimore Colts QB Johnny Unitas following the '70 season. The presentation was made by Hunt on January 24, 1971 at the Los Angeles Memorial Coliseum, the site of that season's AFC-NFC Pro Bowl contest. Unitas was the initial NFL player to receive this honor based on his extensive civic work with groups such as Big Brothers, the Crippled Children's Association, the Maryland Special Olympics, the Heart Fund, the Cancer Foundation and the Muscular Dystrophy Association.

TOP PERFORMANCES

100-YARD PASS RECEIVERS (175)

	Date	Opponent	Player	Rec.	Yds.	Avg.	LG	TD	Result
1.	10/2/60	N.Y. Titans	Johnny Robinson	3	120	40.0	72	0	L, 35-37
2.	12/18/60	Buffalo	Johnny Robinson	4	130	32.5	74l	1	W, 24-7
3.	9/24/61	@ Oakland	Chris Burford	6	101	16.8	32	1	W, 42-35
4.	11/3/61	@ Boston	Chris Burford	7	137	19.6	42l	1	L, 21-28
5.	11/12/61	Buffalo	Chris Burford	9	102	11.3	36	0	L, 20-30
6.	12/3/61	@ N.Y. Titans	Abner Haynes	6	127	21.2	43	0	L, 7-28
7.	12/3/61	@ N.Y. Titans	Chris Burford	3	105	35.0	54	0	
8.	12/10/61	Denver	Johnny Robinson	6	112	18.7	45l	1	W, 49-21
9.	10/12/62	@ Boston	Chris Burford	10	171	17.1	31l	1	W, 27-7
10.	10/21/62	N.Y. Titans	Abner Haynes	4	121	30.3	78	1	W, 20-17
11.	11/18/62	@ Denver	Fred Arbanas	3	117	39.0	47l	1	W, 24-3
12.	9/7/63	@ Denver	Frank Jackson	7	149	21.3	81l	2	W, 59-7
13.	9/22/63	@ Buffalo	Chris Burford	11	106	9.6	19l	2	T, 27-27
14.	10/13/63	Buffalo	Chris Burford	10	100	10.0	33l	1	L, 26-35
15.	10/20/63	San Diego	Abner Haynes	8	149	18.6	73l	1	L, 17-38
16.	12/1/63	@ N.Y. Jets	Frank Jackson	6	110	18.3	48	0	L, 0-17
17.	9/13/64	@ Buffalo	Fred Arbanas	6	113	18.8	42	1	L, 17-34
18.	9/27/64	@ Oakland	Abner Haynes	5	117	23.4	56l	1	W, 21-9
19.	10/4/64	Houston	Chris Burford	8	143	17.9	50l	2	W, 28-7
20.	10/4/64	Houston	Fred Arbanas	4	131	32.8	59	0	
21.	10/11/64	@ Denver	Chris Burford	5	108	21.6	36	2	L, 27-33
22.	10/11/64	@ Denver	Fred Arbanas	5	103	20.6	33	1	
23.	11/1/64	Denver	Abner Haynes	5	106	21.2	40	1	W, 49-39
24.	11/1/64	Denver	Curtis McClinton	4	103	25.8	66l	2	
25.	11/29/64	@ N.Y. Jets	Frank Jackson	10	175	17.5	34	0	L, 14-27
26.	12/6/64	Boston	Frank Jackson	7	144	20.6	72	0	L, 24-31
27.	12/13/64	@ San Diego	Frank Jackson	8	142	17.8	64l	4	W, 49-6
28.	11/21/65	@ Boston	Chris Burford	9	120	13.3	34	1	T, 10-10
29.	11/28/65	Houston	Frank Jackson	5	118	23.6	45	1	W, 52-21
30.	12/19/65	Denver	Curtis McClinton	5	213	42.6	69	0	W, 45-35
31.	12/19/65	Denver	Otis Taylor	6	110	18.3	41	1	
32.	9/25/66	@ Boston	Chris Burford	10	155	15.5	31l	3	W, 43-24
33.	10/2/66	Buffalo	Otis Taylor	4	125	31.3	71l	1	L, 14-29
34.	10/8/66	Denver	Otis Taylor	5	103	20.6	55	0	W, 37-10
35.	10/30/66	Houston	Otis Taylor	5	187	37.4	77l	1	W, 48-23
36.	11/13/66	Miami	Otis Taylor	4	113	28.3	89l	1	W, 34-16
37.	11/20/66	Boston	Otis Taylor	9	133	14.8	26	2	T, 27-27
38.	11/27/66	@ N.Y. Jets	Otis Taylor	6	136	22.7	45	0	W, 32-24
39.	11/27/66	@ N.Y. Jets	Chris Burford	8	109	13.6	32	1	
40.	10/15/67	San Diego	Otis Taylor	9	134	14.9	45	0	L, 31-45
41.	9/28/68	Miami	Otis Taylor	3	113	37.7	44	1	W, 48-3
42.	11/3/68	Oakland	Gloster Richardson	2	121	60.5	92l	2	L, 21-38
43.	11/17/68	Boston	Frank Pitts	5	126	25.2	90l	1	W, 31-17
44.	11/23/68	Houston	Frank Pitts	7	124	17.7	43l	2	W, 24-10
45.	12/14/68	@ Denver	Otis Taylor	3	119	39.7	67l	1	W, 30-7
46.	9/14/69	@ San Diego	Otis Taylor	5	111	22.2	55l	2	W, 27-9
47.	10/19/69	Miami	Otis Taylor	4	131	32.8	79	0	W, 17-10
48.	10/26/69	Cincinnati	Mike Garrett	5	101	20.2	41	1	W, 42-22
49.	11/23/69	Oakland	Otis Taylor	6	103	17.2	36	1	L, 24-27
50.	9/20/70	@ Minnesota	Otis Taylor	5	100	20.0	59l	1	L, 10-27
51.	11/1/70	Oakland	Otis Taylor	4	129	32.3	56	1	T, 17-17
52.	10/18/71	Pittsburgh	Otis Taylor	6	190	31.7	82	2	W, 38-16
53.	12/12/71	Oakland	Otis Taylor	8	113	14.1	29l	1	W, 16-14
54.	10/15/72	Cincinnati	Otis Taylor	10	149	14.9	26	1	L, 16-23
55.	9/23/73	@ New England	Otis Taylor	5	115	23.0	46	0	W, 10-7
56.	11/10/74	San Diego	Larry Brunson	8	184	30.7	84l	1	L, 7-14
57.	12/21/75	@ Oakland	Barry Pearson	6	103	17.2	27	1	L, 20-28
58.	10/3/76	@ Buffalo	Larry Brunson	6	106	17.7	24	0	L, 17-50
59.	11/7/76	Pittsburgh	Walter White	6	105	17.5	40	0	L, 0-45
60.	10/21/79	N.Y. Giants	Tony Read	8	103	12.9	26	0	L, 17-21
61.	10/19/80	@ Denver	Henry Marshall	6	103	17.2	46l	1	W, 23-17
62.	11/23/80	@ St. Louis	Henry Marshall	7	117	16.7	36	0	W, 21-13
63.	12/21/80	@ Baltimore	Henry Marshall	9	176	19.6	75l	2	W, 38-28
64.	12/21/80	@ Baltimore	J.T. Smith	7	129	18.4	37l	1	
65.	9/20/81	San Diego	J.T. Smith	9	140	15.6	33	0	L, 31-42
66.	10/11/81	Oakland	Henry Marshall	6	110	18.3	43	1	W, 27-0
67.	10/11/81	Oakland	Joe Delaney	3	104	34.7	61	0	
68.	11/21/82	@ New Orleans	J.T. Smith	6	101	16.8	51	0	L, 17-27
69.	12/12/82	L.A. Raiders	Al Dixon	6	102	17.0	37	0	L, 16-21
70.	12/19/82	@ Denver	Carlos Carson	3	110	36.7	51	1	W, 37-16
71.	9/4/83	Seattle	Carlos Carson	7	104	14.9	48	1	W, 17-13

	Date	Opponent	Player	Rec.	Yds.	Avg.	LG	TD	Result
72.	9/18/83	@ Washington	Carlos Carson	6	109	18.2	34	0	L, 12-27
73.	10/16/83	N.Y. Giants	Henry Marshall	7	131	18.7	46t	2	W, 38-17
74.	11/6/83	L.A. Raiders	Carlos Carson	5	103	20.6	39	0	L, 20-28
75.	11/20/83	@ Dallas	Carlos Carson	7	135	19.3	48t	2	L, 21-41
76.	11/20/83	@ Dallas	Henry Marshall	8	115	14.4	35	0	
77.	11/27/83	@ Seattle	Carlos Carson	7	149	21.3	35	1	L, 48-51 OT
78.	12/11/83	@ San Diego	Carlos Carson	7	165	23.6	50t	1	L, 38-41
79.	9/9/84	Cincinnati	Anthony Hancock	3	109	36.3	46t	1	W, 27-22
80.	9/23/84	@ Denver	Henry Marshall	6	148	18.5	37	0	L, 0-21
81.	10/14/84	San Diego	Carlos Carson	7	165	23.6	29	0	W, 31-13
82.	10/28/84	Tampa Bay	Carlos Carson	7	131	18.7	56	0	W, 24-20
83.	11/25/84	@ N.Y. Giants	Carlos Carson	5	153	30.6	56	1	L, 27-28
84.	12/2/84	Denver	Carlos Carson	7	126	18.0	36	1	W, 16-13
85.	12/9/84	Seattle	Henry Marshall	8	166	20.8	36	1	W, 34-7
86.	9/8/85	@ New Orleans	Carlos Carson	8	173	21.6	37	2	W, 47-27
87.	9/12/85	L.A. Raiders	Carlos Carson	5	118	23.6	26	1	W, 36-20
88.	12/22/85	San Diego	Stephone Paige	8	309	38.6	84t	2	W, 38-34
89.	11/30/86	Buffalo	Stephone Paige	9	119	13.2	26	1	L, 14-17
90.	10/25/87	@ San Diego	Carlos Carson	9	197	21.9	63t	2	L, 21-42
91.	11/1/87	@ Chicago	Stephone Paige	5	121	24.2	51	1	L, 28-31
92.	11/1/87	@ Chicago	Carlos Carson	7	117	16.7	29t	1	
93.	11/15/87	N.Y. Jets	Jonathan Hayes	5	105	21.0	33	0	L, 9-16
94.	12/13/87	L.A. Raiders	Carlos Carson	4	142	35.5	67t	1	W, 16-10
95.	12/27/87	Seattle	Carlos Carson	4	120	30.0	81t	1	W, 41-20
96.	12/27/87	Seattle	Stephone Paige	8	110	15.7	46t	1	
97.	9/11/88	@ Seattle	Paul Palmer	8	105	13.1	27	0	L, 10-31
98.	9/25/88	San Diego	Paul Palmer	5	122	24.4	71t	2	L, 23-24
99.	10/2/88	@ N.Y. Jets	Carlos Carson	5	162	32.4	80t	1	T, 17-17
100.	10/16/88	L.A. Raiders	Paul Palmer	5	103	20.6	48t	1	L, 17-27
101.	11/20/88	Seattle	Stephone Paige	5	106	21.2	49	0	W, 27-24
102.	12/4/88	N.Y. Jets	Stephone Paige	4	113	28.3	41t	2	W, 38-34
103.	10/29/89	@ Pittsburgh	Stephone Paige	7	163	23.3	50	0	L, 17-23
104.	11/26/89	Houston	Stephone Paige	7	114	16.3	42	0	W, 34-0
105.	12/3/89	Miami	Stephone Paige	7	133	19.0	38	1	W, 26-21
106.	9/17/90	@ Denver	Stephone Paige	10	206	20.6	83t	2	L, 23-24
107.	12/23/90	@ San Diego	Todd McNair	3	111	37.0	65	1	W, 24-21
108.	11/24/91	@ Cleveland	Emile Harry	11	159	14.5	36	1	L, 15-20
109.	12/22/91	@ L.A. Raiders	J.J. Birden	8	188	23.5	57	2	W, 27-21
110.	10/4/92	@ Denver	Willie Davis	5	127	25.4	50t	1	L, 19-20
111.	10/11/92	Philadelphia	Willie Davis	5	167	33.4	74t	1	W, 24-17
112.	10/18/92	@ Dallas	Willie Davis	6	100	16.7	38	0	L, 10-17
113.	11/15/92	Washington	Tim Barnett	6	148	24.7	44t	2	W, 35-16
114.	9/20/93	Denver	Willie Davis	6	139	23.2	35	0	W, 15-7
115.	11/14/93	@ L.A. Raiders	Willie Davis	5	115	23.0	66t	1	W, 31-20
116.	9/4/94	@ New Orleans	Willie Davis	7	109	15.6	42	1	W, 30-17
117.	12/4/94	Denver	Willie Davis	3	107	35.7	62t	1	L, 17-20 OT
118.	12/4/94	Denver	J.J. Birden	7	101	14.4	44	0	
119.	12/12/94	@ Miami	J.J. Birden	10	131	13.1	22t	1	L, 28-45
120.	12/18/94	Houston	Lake Dawson	5	101	20.2	50	1	W, 31-19
121.	9/3/95	@ Seattle	Willie Davis	6	155	25.8	60t	2	W, 34-10
122.	9/24/95	@ Cleveland	Keith Cash	8	111	13.9	38t	1	L, 17-35
123.	9/8/97	@ Oakland	Andre Rison	8	162	20.3	43	1	W, 28-27
124.	11/30/97	San Francisco	Andre Rison	5	117	23.4	45	2	W, 44-9
125.	11/22/98	@ San Diego	Derrick Alexander	5	173	34.6	41	1	L, 37-38
126.	11/29/98	Arizona	Derrick Alexander	6	116	19.3	30t	2	W, 34-24
127.	9/12/99	@ Chicago	Derrick Alexander	6	154	25.7	86t	1	L, 17-20
128.	9/19/99	Denver	Derrick Alexander	6	117	19.5	49	0	W, 26-10
129.	10/31/99	San Diego	Derrick Alexander	2	113	56.5	81t	1	W, 34-0
130.	11/21/99	Seattle	Derrick Alexander	8	101	12.6	25	0	L, 19-30
131.	9/17/00	San Diego	Sylvester Morris	6	112	18.7	36t	3	W, 42-10
132.	9/24/00	@ Denver	Tony Gonzalez	10	127	12.7	17	1	W, 23-22
133.	10/2/00	Seattle	Derrick Alexander	5	153	30.6	73	1	W, 24-17
134.	10/15/00	Oakland	Tony Gonzalez	7	100	14.3	22	1	L, 17-20
135.	10/22/00	St. Louis	Derrick Alexander	5	117	23.4	31	1	W, 54-34
136.	10/22/00	St. Louis	Tony Gonzalez	5	117	23.4	39	1	
137.	10/29/00	@ Seattle	Tony Gonzalez	8	101	12.6	22	0	W, 24-19
138.	10/29/00	@ Seattle	Derrick Alexander	4	137	34.3	59t	2	
139.	11/5/00	@ Oakland	Derrick Alexander	9	139	15.4	48t	2	L, 31-49
140.	11/5/00	@ Oakland	Tony Gonzalez	9	134	14.9	29	0	
141.	11/5/00	@ Oakland	Sylvester Morris	6	102	17.0	47	0	
142.	11/19/00	Buffalo	Derrick Alexander	7	146	20.9	35	0	L, 17-21
143.	12/4/00	@ New England	Tony Gonzalez	11	147	13.4	29	1	L, 24-30
144.	12/4/00	@ New England	Derrick Alexander	5	116	23.2	81t	1	
145.	10/7/01	@ Denver	Tony Gonzalez	8	129	16.1	35	0	L, 6-20

Date	Opponent	Player	Rec.	Yds.	Avg.	LG	TD	Result	
146.	11/29/01	Philadelphia	Priest Holmes	8	100	12.5	37	0	L, 10-23
147.	12/9/01	@ Oakland	Priest Holmes	5	109	21.8	67	1	L, 26-28
148.	12/30/01	@ Jacksonville	Eddie Kennison	6	121	20.2	50	0	W, 30-26
149.	9/8/02	@ Cleveland	Eddie Kennison	4	120	30.0	64	0	W, 40-39
150.	9/29/02	Miami	Tony Gonzalez	7	140	20.0	42	3	W, 48-30
151.	11/10/02	@ San Francisco	Eddie Kennison	8	134	16.8	23	0	L, 13-17
152.	11/24/02	@ Seattle	Priest Holmes	7	110	15.7	64	1	L, 32-39
153.	12/15/02	@ Denver	Dante Hall	5	143	28.6	75	2	L, 24-31
154.	12/22/02	San Diego	Marc Boerigter	5	144	28.8	99	2	W, 24-22
155.	10/12/03	@ Green Bay	Tony Gonzalez	4	121	30.0	67	1	W, 40-34 OT
156.	10/12/03	@ Green Bay	Johnnie Morton	6	109	18.2	38	1	
157.	10/26/03	Buffalo	Dante Hall	4	107	26.8	67	1	W, 38-5
158.	11/9/03	Cleveland	Eddie Kennison	7	115	16.4	36	0	W, 41-20
159.	11/23/03	Oakland	Priest Holmes	6	100	16.7	36	0	W, 27-24
160.	12/7/03	@ Denver	Dante Hall	11	124	11.3	34	0	L, 27-45
161.	12/14/03	Detroit	Derrick Blaylock	5	106	21.2	63	1	W, 45-17
162.	9/12/04	@ Denver	Eddie Kennison	6	101	16.8	57	0	L, 24-34
163.	9/26/04	Houston	Tony Gonzalez	8	106	13.3	25	1	L, 21-24
164.	10/17/04	@ Jacksonville	Johnnie Morton	7	111	15.9	52	0	L, 16-22
165.	10/31/04	Indianapolis	Tony Gonzalez	8	125	15.6	32	2	W, 45-35
166.	11/7/04	@ Tampa Bay	Tony Gonzalez	9	123	13.7	29	1	L, 31-34
167.	11/7/04	@ Tampa Bay	Eddie Kennison	6	104	17.3	59	0	
168.	11/14/04	@ New Orleans	Eddie Kennison	7	121	17.3	23	1	L, 20-27
169.	11/22/04	New England	Johnnie Morton	5	107	21.4	36	0	L, 19-27
170.	11/28/04	San Diego	Tony Gonzalez	8	105	13.1	27	0	L, 31-34
171.	12/5/04	@ Oakland	Eddie Kennison	8	149	18.6	70	1	W, 34-27
172.	12/19/04	Denver	Eddie Kennison	7	101	14.4	42	2	W, 45-17
173.	12/25/04	Oakland	Tony Gonzalez	11	124	11.3	26	2	W, 31-30
174.	1/2/05	@ San Diego	Tony Gonzalez	14	144	10.3	32	0	L, 17-24
175.	1/2/05	@ San Diego	Larry Johnson	8	115	14.4	40	1	

CAREER 100-YARD RECEIVING GAMES

Player	100-Yard Games	Player	100-Yard Games	Player	100-Yard Games
1. Otis Taylor (1965-75)	19	J.T. Smith (1978-84)	3	Tony Reed (1977-80)	1
2. Carlos Carson (1980-89)	18	Paul Palmer (1987-88)	3	Joe Delaney (1981-82)	1
3. Tony Gonzalez (1997-04)	15	J.J. Birden (1990-94)	3	Al Dixon (1979-82)	1
4. Chris Burford (1960-67)	12	Dante Hall (2000-04)	3	Anthony Hancock (1982-86)	1
Derrick Alexander (1998-01)	12	Johnnie Morton (2002-04)	3	Jonathan Hayes (1985-93)	1
6. Stephone Paige (1983-91)	10	20. Curtis McClinton (1962-69)	2	Todd McNair (1989-93, 96)	1
7. Eddie Kennison (2001-04)	9	Frank Pitts (1965-71)	2	Emile Harry (1986-92)	1
8. Henry Marshall (1976-87)	8	Larry Brunson (1974-77)	2	Tim Barnett (1991-93)	1
Willie Davis (1991-95)	8	Andre Rison (1997-99)	2	Lake Dawson (1994-97)	1
10. Frank Jackson (1961-65)	6	Sylvester Morris (2000-03)	2	Keith Cash (1992-96)	1
11. Abner Haynes (1960-65)	5	25. Gloster Richardson (1967-70)	1	Marc Boerigter (2002-04)	1
12. Fred Arbanas (1962-70)	4	Mike Garrett (1966-70)	1	Derrick Blaylock (2001-04)	1
Priest Holmes (2001-04)	4	Barry Pearson (1974-76)	1	Larry Johnson (2003-04)	1
14. Johnny Robinson (1960-71)	3	Walter White (1975-79)	1		

100-YARD RUSHERS (133)

Date	Opponent	Player	Att.	Yds.	Avg.	LG	TD	Result	
1.	11/13/60	Denver	Abner Haynes	15	114	7.6	58	1	W, 34-7
2.	11/24/60	@ N.Y. Titans	Abner Haynes	14	157	11.2	67	2	L, 35-41
3.	9/10/61	San Diego	Jack Spikes	7	109	15.6	74	1	L, 10-26
4.	10/1/61	Houston	Abner Haynes	19	117	6.2	35	1	W, 26-21
5.	10/1/61	Houston	Jack Spikes	15	146	9.7	73	3	
6.	10/8/61	@ Denver	Abner Haynes	26	139	5.3	53	0	W, 19-12
7.	11/26/61	Oakland	Abner Haynes	14	158	11.3	33	5	W, 43-11
8.	12/10/61	Denver	Frank Jackson	16	106	6.6	49	4	W, 49-21
9.	9/8/62	Boston	Abner Haynes	19	122	6.4	30	4	W, 42-38
10.	9/30/62	Buffalo	Abner Haynes	16	164	10.3	71	2	W, 41-21
11.	11/11/62	@ N.Y. Titans	Abner Haynes	24	107	4.5	21	2	W, 52-31
12.	11/11/62	@ N.Y. Titans	Curtis McClinton	19	102	5.4	11	1	
13.	11/25/62	Oakland	Abner Haynes	18	112	6.2	33	2	W, 35-7
14.	11/25/62	Oakland	Curtis McClinton	12	109	9.1	46	0	W, 35-7
15.	12/9/62	Denver	Curtis McClinton	15	105	7.0	69	1	W, 17-10
16.	11/3/63	@ Oakland	Curtis McClinton	15	101	6.7	36	0	L, 7-10
17.	9/27/64	@ Oakland	Abner Haynes	12	106	8.8	41	0	W, 21-9
18.	11/22/64	@ Houston	Abner Haynes	25	156	6.2	42	0	W, 28-19
19.	11/29/64	@ N.Y. Jets	Abner Haynes	11	120	10.9	80	2	L, 14-27
20.	10/24/65	@ Houston	Mack Lee Hill	17	130	7.6	30	1	L, 35-38

	Date	Opponent	Player	Att.	Yds.	Avg.	LG	TD	Result
21.	11/28/65	Houston	Mack Lee Hill	9	119	13.2	66i	1	W, 52-21
22.	9/11/66	@ Buffalo	Bert Coan	11	101	9.2	32	1	W, 42-20
23.	10/23/66	@ Denver	Bert Coan	13	111	8.5	35t	3	W, 56-10
24.	10/30/66	Houston	Mike Garrett	9	102	11.3	77i	1	W, 48-23
25.	12/18/66	@ San Diego	Mike Garrett	25	161	6.4	26	1	W, 27-17
26.	9/24/67	@ Miami	Mike Garrett	20	131	6.5	28	0	W, 24-0
27.	10/29/67	Denver	Mike Garrett	20	101	5.1	20i	2	W, 52-9
28.	11/5/67	N.Y. Jets	Mike Garrett	23	192	8.3	28	1	W, 42-18
29.	12/17/67	@ Denver	Mike Garrett	20	169	8.5	58	0	W, 38-24
30.	9/28/68	@ Miami	Robert Holmes	13	123	9.5	76t	1	W, 48-3
31.	10/20/68	Oakland	Mike Garrett	24	109	4.5	16	0	W, 24-10
32.	11/10/68	@ Cincinnati	Robert Holmes	21	158	7.5	27i	1	W, 16-9
33.	10/26/69	Cincinnati	Warren McVea	17	141	8.3	80t	1	W, 42-22
34.	11/16/69	@ N.Y. Jets	Warren McVea	15	102	6.8	22	1	W, 34-16
35.	11/1/70	Oakland	Ed Podolak	19	108	5.7	39	0	T, 17-17
36.	11/22/70	St. Louis	Ed Podolak	23	112	4.9	32	0	T, 6-6
37.	12/6/70	Denver	Ed Podolak	12	139	11.6	65t	1	W, 16-0
38.	10/24/71	Washington	Ed Podolak	24	110	4.6	21	0	W, 27-20
39.	11/5/72	Oakland	Ed Podolak	27	115	4.3	30	0	W, 27-14
40.	12/10/72	Baltimore	Wendell Hayes	19	104	5.5	16	0	W, 24-10
41.	11/12/73	Chicago	Ed Podolak	28	134	4.8	13	0	W, 19-7
42.	12/2/73	Cleveland	Willie Ellison	20	108	5.4	19	0	T, 20-20
43.	10/27/74	@ San Diego	Woody Green	23	146	6.3	43	1	W, 24-14
44.	11/18/74	@ Denver	Woody Green	18	114	6.3	24	1	W, 42-34
45.	12/8/74	Oakland	Jeff Kinney	21	124	5.9	21	0	L, 6-7
46.	10/12/75	Oakland	Woody Green	24	101	4.2	18	1	W, 42-10
47.	11/23/75	Detroit	Woody Green	19	135	7.1	42	0	W, 24-21 OT
48.	11/23/75	Detroit	MacArthur Lane	16	108	6.8	39	2	
49.	11/28/76	@ San Diego	Ed Podolak	25	127	5.1	12	2	W, 23-20
50.	12/12/76	Cleveland	Ed Podolak	29	137	4.9	22i	4	W, 39-14
51.	10/3/77	Oakland	Tony Reed	12	119	9.9	59	0	L, 28-37
52.	11/13/77	@ Chicago	Ed Podolak	29	102	3.5	14t	2	L, 27-28
53.	9/3/78	@ Cincinnati	Mark Bailey	26	106	4.1	12	0	W, 24-23
54.	9/10/78	Houston	Tony Reed	16	141	8.8	28	1	L, 17-20
55.	9/17/78	@ N.Y. Giants	Tony Reed	14	114	8.1	48	0	L, 10-26
56.	10/1/78	@ Buffalo	MacArthur Lane	17	144	8.5	30	0	L, 13-28
57.	11/12/78	@ San Diego	Arnold Morgado	29	115	4.0	12	2	L, 23-29 OT
58.	11/26/78	San Diego	Ted McKnight	11	104	9.5	22	0	W, 23-0
59.	12/17/78	@ Seattle	Tony Reed	11	121	11.0	62i	1	L, 19-23
60.	9/30/79	@ Seattle	Ted McKnight	12	147	12.3	84i	2	W, 24-6
61.	10/21/79	N.Y. Giants	Tony Reed	20	106	5.3	14	0	L, 17-21
62.	11/18/79	@ Oakland	Mike Williams	28	109	3.9	21	0	W, 24-21
63.	10/4/81	@ New England	Joe Delaney	18	101	5.6	18i	1	L, 17-33
64.	10/11/81	Oakland	Joe Delaney	28	106	3.8	12	0	W, 27-0
65.	10/18/81	Denver	Joe Delaney	21	149	7.1	82i	1	W, 24-14
66.	11/1/81	@ San Diego	Joe Delaney	23	117	5.1	19	0	L, 20-22
67.	11/15/81	Houston	Joe Delaney	23	193	6.7	26	1	W, 23-10
68.	11/22/81	Seattle	James Hadnot	10	106	10.6	24	0	W, 40-13
69.	12/20/81	@ Minnesota	Billy Jackson	25	102	4.1	18	0	W, 10-6
70.	12/8/85	Atlanta	Mike Pruitt	16	102	6.4	54	0	W, 38-10
71.	9/13/87	San Diego	Christian Okoye	21	105	5.0	43t	1	W, 20-13
72.	12/27/87	Seattle	Herman Heard	12	107	8.9	37i	1	W, 41-20
73.	11/13/88	Cincinnati	Christian Okoye	16	102	6.4	48	1	W, 31-28
74.	9/24/89	@ San Diego	Christian Okoye	16	112	7.0	59	0	L, 6-21
75.	10/1/89	Cincinnati	Christian Okoye	25	101	4.0	16	1	L, 17-21
76.	10/8/89	@ Seattle	Christian Okoye	30	156	5.2	14	1	W, 20-16
77.	10/22/89	Dallas	Christian Okoye	33	170	5.2	23	2	W, 36-28
78.	10/29/89	@ Pittsburgh	Christian Okoye	23	101	4.4	19	0	L, 17-23
79.	11/5/89	Seattle	Christian Okoye	37	126	3.4	16	1	W, 20-10
80.	12/3/89	Miami	Christian Okoye	32	148	4.6	13	1	W, 26-21
81.	12/10/89	@ Green Bay	Christian Okoye	38	131	3.5	12	1	W, 21-3
82.	9/23/90	@ Green Bay	Christian Okoye	23	122	5.3	32	1	W, 17-3
83.	10/14/90	Detroit	Barry Word	18	200	11.1	53t	2	W, 43-24
84.	12/2/90	@ New England	Barry Word	19	112	5.9	18	0	W, 37-7
85.	12/23/90	@ San Diego	Barry Word	28	106	3.8	14	1	W, 24-21
86.	9/1/91	Atlanta	Christian Okoye	22	143	6.5	48	1	W, 14-3
87.	10/7/91	Buffalo	Christian Okoye	29	122	4.5	14	2	W, 33-6
88.	10/7/91	Buffalo	Harvey Williams	20	103	5.2	21	0	
89.	10/13/91	Miami	Christian Okoye	23	153	6.7	38t	2	W, 42-7
90.	12/14/91	@ San Francisco	Barry Word	17	115	6.8	37	1	L, 14-28
91.	12/22/91	@ L.A. Raiders	Barry Word	35	152	4.3	15	1	W, 27-21
92.	9/20/92	@ Houston	Barry Word	22	114	5.2	13	0	L, 20-23 OT
93.	9/28/92	L.A. Raiders	Barry Word	27	125	4.6	16	0	W, 27-7
94.	12/24/94	@ L.A. Raiders	Marcus Allen	33	132	4.0	14	0	W, 19-9

	Date	Opponent	Player	Att.	Yds.	Avg.	LG	TD	Result
95.	9/3/95	@ Seattle	Greg Hill	15	109	7.3	27	0	W, 34-10
96.	10/22/95	Denver	Marcus Allen	21	121	5.8	17	1	W, 21-7
97.	12/3/95	@ Oakland	Marcus Allen	21	124	5.9	38	1	W, 29-23
98.	12/24/95	Seattle	Greg Hill	21	113	5.4	16	0	W, 26-3
99.	11/3/96	@ Minnesota	Greg Hill	15	100	6.7	28	2	W, 21-6
100.	11/28/96	@ Detroit	Greg Hill	17	103	6.1	16	0	W, 28-24
101.	9/6/98	Oakland	Donnell Bennett	24	115	4.8	26	1	W, 28-8
102.	12/13/98	Dallas	Bam Morris	27	137	5.1	25	1	W, 20-17
103.	9/19/99	Denver	Kimble Anders	22	142	6.5	46	0	W, 26-10
104.	10/22/00	St. Louis	Kimble Anders	13	102	7.8	69	2	W, 54-34
105.	12/17/00	Denver	Tony Richardson	23	156	6.8	33	1	W, 20-7
106.	9/30/01	@ Washington	Priest Holmes	23	147	6.4	27	2	W, 45-13
107.	10/14/01	Pittsburgh	Priest Holmes	20	150	7.5	26	2	L, 17-20
108.	11/4/01	@ San Diego	Priest Holmes	30	181	6.0	26	1	W, 25-20
109.	11/25/01	Seattle	Priest Holmes	26	120	4.6	12	0	W, 19-7
110.	12/9/01	@ Oakland	Priest Holmes	28	168	6.0	20	1	L, 26-28
111.	12/16/01	Denver	Priest Holmes	29	121	4.2	14	1	W, 26-23 OT
112.	1/6/02	@ Seattle	Priest Holmes	23	117	5.1	22	0	L, 18-21
113.	9/8/02	@ Cleveland	Priest Holmes	22	122	5.5	26	4	W, 40-39
114.	9/22/02	@ New England	Priest Holmes	30	180	6.0	25	2	L, 38-41 OT
115.	10/6/02	@ N.Y. Jets	Priest Holmes	23	152	6.6	27	1	W, 29-25
116.	10/20/02	Denver	Priest Holmes	24	113	4.7	14	3	L, 34-37 OT
117.	11/17/02	Buffalo	Priest Holmes	31	104	3.4	15	1	W, 17-16
118.	11/24/02	@ Seattle	Priest Holmes	23	197	8.6	30	2	L, 32-39
119.	12/1/02	Arizona	Priest Holmes	16	113	7.1	21	2	W, 49-0
120.	12/8/02	St. Louis	Priest Holmes	24	132	5.5	17	2	W, 49-10
121.	12/15/02	@ Denver	Priest Holmes	18	161	8.9	56	0	L, 24-31
122.	9/14/03	Pittsburgh	Priest Holmes	26	122	4.7	31	3	W, 41-20
123.	10/20/03	@ Oakland	Priest Holmes	27	123	4.6	20	1	W, 17-10
124.	11/30/03	@ San Diego	Priest Holmes	31	162	5.2	25	2	W, 28-24
125.	9/12/04	@ Denver	Priest Holmes	26	151	5.8	33	3	L, 24-34
126.	9/26/04	Houston	Priest Holmes	32	134	4.2	18	0	L, 21-24
127.	10/4/04	@ Baltimore	Priest Holmes	33	125	3.8	16	2	W, 27-24
128.	10/24/04	Atlanta	Priest Holmes	22	139	6.3	16	4	W, 56-10
129.	10/31/04	Indianapolis	Priest Holmes	32	143	4.5	21	3	W, 45-35
130.	11/14/04	@ New Orleans	Derrick Blaylock	33	186	5.6	24	1	L, 20-27
131.	12/5/04	@ Oakland	Larry Johnson	20	118	5.9	34	1	W, 34-27
132.	12/13/04	@ Tennessee	Larry Johnson	7	104	14.9	46	2	W, 49-38
133.	12/19/04	Denver	Larry Johnson	30	151	5.0	32	2	W, 45-17

CAREER 100-YARD RUSHING GAMES

Player	100-Yard Games	Player	100-Yard Games	Player	100-Yard Games
1. Priest Holmes (2001-04)	24	14. Jack Spikes (1960-64)	2	Arnold Morgado (1977-80)	1
2. Christian Okoye (1987-92)	14	Mack Lee Hill (1964-65)	2	Mike Williams (1979-81)	1
3. Abner Haynes (1960-65)	12	Bert Coan (1963-68)	2	James Hadnol (1980-83)	1
4. Ed Podolak (1967-77)	9	Robert Holmes (1968-71)	2	Billy Jackson (1981-84)	1
5. Mike Garrett (1966-70)	7	Warren McVea (1969-73)	2	Mike Pruitt (1985-86)	1
6. Barry Word (1990-92)	7	MacArthur Lane (1975-78)	2	Herman Heard (1984-89)	1
7. Tony Reed (1977-80)	5	Ted McKnight (1977-81)	2	Harvey Williams (1991-93)	1
Joe Delaney (1981-82)	5	Kimble Anders (1991-00)	2	Donnell Bennett (1994-00)	1
9. Curtis McClinton (1962-69)	4	22. Frank Jackson (1961-65)	1	Bam Morris (1998-99)	1
Woody Green (1974-76)	4	Wendell Hayes (1968-74)	1	Tony Richardson (1995-04)	1
Greg Hill (1994-97)	4	Willie Ellison (1973-74)	1	Derrick Blaylock (2001-04)	1
12. Marcus Allen (1993-97)	3	Jeff Kinney (1972-76)	1		
Larry Johnson (2003-04)	3	Mark Bailey (1977-78)	1		

100-YARD RUSHING/RECEIVING GAMES (5)

Date	Opponent	Player	Rushing			Receiving				
			Att.	Yards	TD	Rec.	Yards	TD		
1.	9/27/64	@ Oakland	Abner Haynes	12	106	0	5	117	1	W, 21-9
2.	10/21/79	N.Y. Giants	Tony Reed	20	106	0	8	103	0	L, 17-21
3.	10/11/81	Oakland	Joe Delaney	28	106	0	3	104	0	W, 27-0
4.	12/9/01	@ Oakland	Priest Holmes	28	168	1	5	109	1	L, 26-28
5.	11/24/02	@ Seattle	Priest Holmes	23	197	2	7	110	1	L, 32-39

300-YARD PASSERS (73)

	Date	Opponent	Player	Att.	Comp.	Yds.	LG	TD	INT	Result
1.	10/2/60	N.Y. Titans	Cotton Davidson	31	19	333	72	1	1	L, 35-37
2.	12/18/60	Buffalo	Cotton Davidson	37	18	334	74t	2	0	W, 24-7
3.	11/3/61	@ Boston	Cotton Davidson	34	18	300	48t	2	2	L, 21-10
4.	10/12/62	@ Boston	Len Dawson	31	16	302	63t	2	2	W, 27-7
5.	10/4/64	Houston	Len Dawson	36	19	320	59	3	3	W, 28-7
6.	11/1/64	Denver	Len Dawson	38	23	435	66t	6	3	W, 49-39
7.	12/12/65	@ Buffalo	Len Dawson	37	23	356	67t	3	1	L, 25-34
8.	11/20/66	Boston	Len Dawson	38	25	324	26t	2	1	T, 27-27
9.	10/15/67	@ San Diego	Len Dawson	37	24	364	53	1	3	L, 31-45
10.	11/17/68	Boston	Len Dawson	31	17	333	90t	3	3	W, 31-17
11.	10/19/69	Miami	Mike Livingston	34	17	308	93t	1	1	W, 17-10
12.	11/10/74	San Diego	Len Dawson	44	26	381	84t	1	1	L, 7-14
13.	11/30/75	@ Baltimore	Len Dawson	36	25	307	51	2	2	L, 14-28
14.	10/3/76	@ Buffalo	Tony Adams	32	17	319	49t	2	3	L, 17-50
15.	10/10/76	@ Washington	Mike Livingston	29	15	332	38	2	2	W, 33-30
16.	12/21/80	@ Baltimore	Bill Kenney	28	17	316	75t	3	0	W, 38-28
17.	9/20/81	San Diego	Bill Kenney	41	22	303	33	1	5	L, 31-42
18.	9/18/83	@ Washington	Bill Kenney	46	20	330	52	0	2	L, 12-27
19.	10/16/83	N.Y. Giants	Bill Kenney	36	25	342	46t	4	1	W, 38-17
20.	10/30/83	@ Denver	Bill Kenney	52	27	365	35	1	2	L, 24-27
21.	11/20/83	@ Dallas	Bill Kenney	39	23	337	48t	2	2	L, 21-41
22.	11/27/83	@ Seattle	Bill Kenney	38	21	311	35	4	0	L, 48-51 OT
23.	12/4/83	Buffalo	Bill Kenney	43	22	306	40	0	2	L, 9-14
24.	12/11/83	@ San Diego	Bill Kenney	41	31	411	50t	4	1	L, 38-41
25.	10/28/84	Tampa Bay	Bill Kenney	46	26	332	56	2	2	W, 24-20
26.	12/9/84	Seattle	Bill Kenney	37	18	312	36	2	0	W, 34-7
27.	9/8/85	@ New Orleans	Bill Kenney	34	22	397	50	3	1	W, 47-27
28.	10/13/85	@ San Diego	Bill Kenney	36	24	304	40	2	2	L, 20-31
29.	10/25/87	@ San Diego	Bill Kenney	37	22	328	63t	2	1	L, 21-42
30.	12/27/87	Seattle	Bill Kenney	35	23	320	81t	3	0	W, 41-20
31.	10/2/88	@ N.Y. Jets	Steve DeBerg	34	17	312	80t	2	2	T, 17-17
32.	10/29/89	@ Pittsburgh	Steve DeBerg	36	24	338	50	1	2	L, 17-23
33.	9/17/90	@ Denver	Steve DeBerg	45	26	395	83t	2	0	L, 23-24
34.	12/2/90	@ New England	Steve DeBerg	21	15	331	86t	2	0	W, 37-7
35.	11/24/91	@ Cleveland	Steve DeBerg	50	30	319	36	1	2	L, 15-20
36.	10/4/92	@ Denver	Dave Krieg	31	22	301	50t	1	0	L, 18-20
37.	11/15/92	Washington	Dave Krieg	29	19	302	44t	2	1	W, 35-16
38.	9/4/94	@ New Orleans	Joe Montana	33	24	315	42	2	0	W, 30-17
39.	9/18/94	@ Atlanta	Joe Montana	39	28	361	35	2	2	W, 30-10
40.	10/9/94	@ San Diego	Joe Montana	55	37	310	25	0	1	L, 6-20
41.	10/17/94	@ Denver	Joe Montana	54	34	393	26	3	1	W, 31-28
42.	12/4/94	Denver	Steve Bono	37	18	323	62t	1	1	L, 17-20 OT
43.	12/12/94	@ Miami	Steve Bono	55	33	314	22t	2	3	L, 28-45
44.	10/9/95	San Diego	Steve Bono	41	27	329	38	2	0	W, 29-23 OT
45.	9/8/97	@ Oakland	Elvis Grbac	35	21	312	43t	2	0	W, 28-27
46.	11/9/97	@ Jacksonville	Rich Gannon	50	29	314	47	0	2	L, 10-24
47.	11/22/98	@ San Diego	Rich Gannon	33	20	304	41	1	1	L, 37-38
48.	11/21/99	Seattle	Elvis Grbac	49	30	320	29	0	1	L, 19-30
49.	10/29/00	@ Seattle	Elvis Grbac	35	22	342	59t	3	3	W, 24-19
50.	11/5/00	@ Oakland	Elvis Grbac	53	39	504	48t	2	2	L, 31-49
51.	11/19/00	Buffalo	Elvis Grbac	48	28	341	35	2	1	L, 17-21
52.	12/4/00	@ New England	Elvis Grbac	46	25	350	81t	3	1	L, 24-30
53.	12/10/00	Carolina	Elvis Grbac	44	31	315	24	1	2	W, 15-14
54.	9/30/01	@ Washington	Trent Green	26	21	307	35	3	0	W, 45-13
55.	10/21/01	@ Arizona	Trent Green	44	21	352	44	1	2	L, 16-24
56.	10/25/01	Indianapolis	Trent Green	43	22	324	35t	3	3	L, 28-35
57.	9/29/02	Miami	Trent Green	34	24	328	46	5	0	W, 48-30
58.	11/24/02	@ Seattle	Trent Green	34	26	343	64t	2	1	L, 32-39
59.	12/15/02	@ Denver	Trent Green	42	18	310	75t	2	0	L, 24-31
60.	12/22/02	San Diego	Trent Green	35	23	337	99t	3	1	W, 24-22
61.	10/12/03	@ Green Bay	Trent Green	45	27	400	67	3	0	W, 40-34 OT
62.	11/9/03	Cleveland	Trent Green	42	29	368	30	3	0	W, 41-20
63.	11/16/03	@ Cincinnati	Trent Green	42	28	313	23	2	0	L, 19-24
64.	12/7/03	@ Denver	Trent Green	47	34	397	42t	1	0	L, 27-45
65.	12/14/03	Detroit	Trent Green	25	20	341	63t	3	0	W, 45-17
66.	10/17/04	@ Jacksonville	Trent Green	33	23	315	52	2	1	L, 16-22
67.	10/31/04	Indianapolis	Trent Green	34	27	389	52	3	0	W, 45-35
68.	11/7/04	@ Tampa Bay	Trent Green	42	32	369	59	3	2	L, 31-34
69.	11/14/04	@ New Orleans	Trent Green	33	22	311	29	1	2	L, 20-27
70.	11/22/04	New England	Trent Green	42	27	381	65t	2	1	L, 19-27
71.	12/5/04	@ Oakland	Trent Green	35	23	340	70t	3	1	W, 34-27
72.	12/25/04	Oakland	Trent Green	45	32	358	26t	2	1	W, 31-30
73.	1/2/05	@ San Diego	Trent Green	53	33	373	40	1	4	L, 17-24

CAREER 300-YARD PASSING GAMES

Player	Games	Record	Player	Games	Record
1. Trent Green (2001-04)	20	9-11 (.450)	7. Colton Davidson (1960-61)	3	1-2 (.333)
2. Bill Kenney (1979-88)	15	6-9 (.400)	Steve Bono (1994-96)	3	1-2 (.333)
3. Len Dawson (1962-75)	9	4-4-1 (.500)	9. Mike Livingston (1968-79)	2	2-0 (.500)
4. Elvis Grbac (1997-00)	7	3-4 (.429)	Dave Krieg (1992-93)	2	1-1 (.500)
5. Steve DeBerg (1988-91)	5	1-4 (.200)	Rich Gannon (1995-98)	2	0-2 (.000)
6. Joe Montana (1993-94)	4	3-1 (.750)	12. Tony Adams (1975-78)	1	0-1 (.000)

OPPONENTS TOP PERFORMANCES

100-YARD RECEIVERS (175)

	Date	Opponent	Player	Rec.	Yds.	Avg.	LG	TD	Result
1.	9/10/60	@ L.A. Chargers	Ralph Anderson	5	103	20.6	46t	1	L, 20-21
2.	10/16/60	@ Houston	Bill Groman	10	140	14.0	21	1	L, 10-20
3.	11/6/60	@ Buffalo	Elbert Dubenion	8	161	20.1	43	1	W, 45-28
4.	11/24/60	@ N.Y. Titans	Don Maynard	10	179	17.9	45t	1	L, 35-41
5.	10/1/61	Houston	Charles Hennigan	3	101	33.7	63t	1	W, 26-21
6.	10/8/61	@ Denver	Lionel Taylor	7	120	17.1	34	1	W, 19-12
7.	10/15/61	@ Buffalo	Glenn Bass	4	159	39.8	76t	1	L, 24-27
8.	10/22/61	@ Houston	Bill Groman	4	123	30.8	80t	2	L, 7-38
9.	10/22/61	@ Houston	Charles Hennigan	4	108	27.0	66t	1	
10.	11/19/61	@ San Diego	Dave Kocourek	7	169	24.1	61t	1	L, 14-24
11.	11/19/61	@ San Diego	Don Norton	6	120	20.0	42	0	
12.	12/3/61	@ N.Y. Titans	Dick Christy	6	145	24.2	68	0	L, 7-28
13.	10/21/62	N.Y. Titans	Art Powell	7	134	19.1	49	1	W, 20-17
14.	10/21/62	N.Y. Titans	Don Maynard	4	102	25.5	62	0	
15.	12/2/62	@ Buffalo	Ernie Warlick	9	117	13.0	20	1	L, 14-23
16.	12/9/62	Denver	Lionel Taylor	7	110	15.7	41	0	W, 17-10
17.	9/22/63	@ Buffalo	Elbert Dubenion	5	100	20.0	28	0	T, 27-27
18.	10/20/63	San Diego	Lance Alworth	9	232	25.8	72t	2	L, 17-38
19.	11/17/63	@ Boston	Tony Romeo	10	149	14.9	39	1	T, 24-24
20.	11/17/63	@ Boston	Jim Coclough	9	137	15.2	38	0	
21.	10/18/64	Buffalo	Elbert Dubenion	5	122	24.4	55t	2	L, 22-35
22.	11/1/64	Denver	Hewritt Dixon	5	121	24.2	62t	1	W, 49-39
23.	11/1/64	Denver	Al Denson	3	113	37.7	82t	1	
24.	11/15/64	San Diego	Lance Alworth	5	169	33.8	59	1	L, 14-28
25.	11/22/64	Houston	Charles Hennigan	8	111	13.9	30	2	W, 28-19
26.	11/14/65	San Diego	Lance Alworth	6	181	30.2	52	1	W, 31-7
27.	12/12/65	@ Buffalo	Bo Roberson	6	127	21.2	66t	2	L, 25-34
28.	10/16/66	Oakland	Hewritt Dixon	5	129	25.8	76t	2	L, 13-34
29.	11/6/66	San Diego	Lance Alworth	6	101	16.8	46t	2	W, 24-14
30.	11/20/66	Boston	Art Graham	11	134	12.2	38t	2	T, 27-27
31.	10/8/67	Miami	Jack Clancy	6	102	17.0	28	0	W, 41-0
32.	10/15/67	San Diego	Gary Garrison	4	108	27.0	50	0	L, 31-45
33.	10/29/67	Denver	Al Denson	4	107	26.8	48t	1	W, 52-9
34.	11/5/67	N.Y. Jets	Bill Mathis	9	135	15.0	30	1	W, 42-18
35.	11/23/67	Oakland	Fred Biletnikoff	6	158	26.3	56	1	L, 22-44
36.	12/17/67	@ Denver	Eric Crabtree	6	129	21.5	76	1	W, 38-24
37.	9/9/68	@ Houston	Alvin Reed	4	107	26.8	46	0	W, 26-21
38.	9/15/68	N.Y. Jets	Don Maynard	8	203	25.4	57t	2	L, 19-20
39.	9/22/68	Denver	Eric Crabtree	7	113	16.1	46	0	W, 34-2
40.	10/5/68	@ Buffalo	Haven Moses	5	108	21.6	41	1	W, 18-7
41.	11/3/68	@ Oakland	Fred Biletnikoff	6	129	21.5	82	0	L, 21-38
42.	11/28/68	Houston	Jim Beirne	4	103	25.8	66t	1	W, 24-10
43.	12/14/68	@ Denver	Mike Haffner	4	122	30.5	52	1	W, 30-7
44.	11/16/69	@ N.Y. Jets	Don Maynard	9	137	15.2	29	1	W, 34-16
45.	10/25/70	Dallas	Bob Hayes	2	100	50.0	89t	1	L, 16-27
46.	11/8/70	Houston	Roy Hopkins	6	101	16.8	43	0	W, 24-9
47.	12/20/70	@ San Diego	Gary Garrison	5	149	29.8	67	0	L, 13-31
48.	10/24/71	Washington	Charley Taylor	7	125	17.9	49	2	W, 27-20
49.	10/31/71	@ Oakland	Fred Biletnikoff	7	128	18.3	29	1	T, 20-20
50.	11/21/71	Denver	Jerry Simmons	6	153	25.5	47	0	W, 28-10
51.	11/5/72	Oakland	Fred Biletnikoff	10	114	11.4	21	0	W, 27-14
52.	10/21/73	@ Cincinnati	Isaac Curtis	8	106	13.3	21	0	L, 6-14
53.	11/25/73	@ Denver	Haven Moses	5	108	21.6	40t	2	L, 10-14
54.	9/21/75	@ Denver	Rick Upchurch	3	153	51.0	90t	1	L, 33-37
55.	11/2/75	Houston	Ken Burroughs	7	177	25.3	77t	2	L, 13-17
56.	12/14/75	@ Cleveland	Reggie Rucker	6	130	21.7	40t	1	L, 14-20
57.	10/10/76	@ Washington	Frank Grant	8	138	17.3	37	1	W, 33-30
58.	10/17/76	@ Miami	Nat Moore	5	106	21.2	39	0	W, 20-17 OT
59.	10/17/76	@ Miami	Howard Willey	8	104	13.0	20	1	
60.	10/3/77	Oakland	Dave Casper	7	101	14.4	26	0	L, 28-37
61.	10/1/78	@ Buffalo	Bob Chandler	7	116	16.6	44	2	L, 13-28
62.	11/5/78	Oakland	Dave Casper	7	112	16.0	34	0	L, 10-20
63.	11/12/78	@ San Diego	John Jefferson	7	130	18.6	46t	2	L, 23-29 OT
64.	12/3/78	Buffalo	Frank Lewis	7	126	18.0	40t	1	W, 14-10

Date	Opponent	Player	Rec.	Yds.	Avg.	LG	TD	Result
65. 12/10/78	@ Denver	Riley Odoms	7	165	23.6	34t	2	L, 3-24
66. 9/2/79	Ballimore	Joe Washington	13	130	10.0	31	0	W, 14-10
67. 10/14/79	Denver	Haven Moses	4	107	26.8	56	1	L, 10-24
68. 10/21/79	N.Y. Giants	Earnest Gray	4	107	26.8	53t	1	L, 17-21
69. 10/28/79	@ Denver	Riley Odoms	7	114	16.3	26	0	L, 3-20
70. 11/25/79	@ San Diego	Charlie Joiner	9	123	13.7	24t	1	L, 7-28
71. 12/2/79	Seattle	Steve Largent	9	120	13.3	28	0	W, 37-21
72. 9/21/80	@ Cleveland	Charles White	7	100	14.3	31t	1	L, 13-20
73. 9/6/81	@ Pittsburgh	John Stallworth	6	107	17.8	28	0	W, 37-33
74. 9/27/81	@ Seattle	David Hughes	12	103	8.6	22	0	W, 20-14
75. 10/4/81	@ New England	Stanley Morgan	4	118	29.5	66t	1	L, 17-33
76. 10/18/81	Denver	Rick Upchurch	5	138	27.6	63	0	W, 28-14
77. 12/6/81	@ Denver	Steve Watson	2	103	51.5	86	0	L, 13-16
78. 12/5/82	@ Pittsburgh	John Stallworth	4	107	26.8	74t	2	L, 14-35
79. 12/12/82	L.A. Raiders	Cliff Branch	5	111	22.2	42	0	L, 16-21
80. 12/26/82	San Francisco	Dwight Clark	4	104	26.0	51	0	L, 13-26
81. 10/16/83	N.Y. Giants	Earnest Gray	8	111	13.9	31	0	W, 38-17
82. 10/30/83	@ Denver	Rick Upchurch	6	143	23.8	36	0	L, 24-27
83. 10/30/83	@ Denver	Steve Watson	6	121	20.2	46t	1	
84. 11/13/83	Cincinnati	Kris Collinsworth	7	118	16.9	32	1	W, 20-15
85. 12/11/83	@ San Diego	Clallen Winslow	14	162	11.6	37t	3	L, 38-41
86. 9/2/84	@ Pittsburgh	Louis Lipps	6	183	30.5	80t	2	W, 37-27
87. 9/2/84	@ Pittsburgh	John Stallworth	8	167	20.9	51	1	
88. 9/16/84	L.A. Raiders	Malcolm Barnwell	8	129	16.1	42	0	L, 20-22
89. 10/28/84	Tampa Bay	Kevin House	10	100	10.0	18	1	W, 24-20
90. 11/11/84	Houston	Tim Smith	8	107	13.4	25	0	L, 16-17
91. 9/12/85	L.A. Raiders	Todd Christensen	11	116	10.5	30	1	W, 36-20
92. 10/13/85	@ San Diego	Charlie Joiner	6	118	19.7	39t	1	L, 20-31
93. 11/10/85	Pittsburgh	John Stallworth	7	126	18.0	41	1	L, 28-36
94. 12/1/85	@ Seattle	Steve Largent	7	101	14.4	31	1	L, 6-24
95. 12/14/85	@ Denver	Vance Johnson	6	116	19.3	48	-1	L, 13-14
96. 9/13/87	San Diego	Lionel James	6	100	16.7	26	0	W, 20-13
97. 10/18/87	Denver*	Bobby Micho	9	105	11.7	26t	2	L, 17-26
98. 12/13/87	L.A. Raiders	James Lofton	5	112	22.4	42	0	W, 16-10
99. 10/2/88	@ N.Y. Jets	Mickey Shuler	12	152	12.7	24	0	T, 17-17
100. 12/4/88	N.Y. Jets	Al Toon	5	102	20.4	42	1	W, 38-34
101. 10/29/89	@ Pittsburgh	Louis Lipps	7	130	18.6	64t	2	L, 17-23
102. 12/3/89	Miami	Mark Clayton	9	128	14.2	47	-1	W, 26-21
103. 12/24/89	@ Miami	Mark Clayton	6	102	17.0	35	1	W, 27-24
104. 9/17/90	@ Denver	Vance Johnson	6	150	25.0	49	0	L, 23-24
105. 10/14/90	Detroit	Barry Sanders	5	135	27.0	47t	1	W, 43-24
106. 12/16/90	Houston	Haywood Jeffries	9	245	27.2	87t	1	L, 10-27
107. 10/13/91	Miami	Tony Martin	4	104	26.0	54	0	W, 42-7
108. 10/28/91	L.A. Raiders	Mervyn Fernandez	3	107	35.7	59	0	W, 24-21
109. 11/10/91	@ L.A. Rams	Henry Ellard	8	160	20.0	27	-1	W, 27-20
110. 10/4/92	@ Denver	Shannon Sharpe	9	118	13.1	48	0	L, 19-20
111. 9/20/93	Denver	Derek Russell	6	104	17.3	36	0	W, 15-7
112. 10/17/93	@ San Diego	Anthony Miller	6	105	17.5	43	1	W, 17-14
113. 10/31/93	@ Miami	Michael Ingram	4	103	25.8	77t	1	L, 10-30
114. 9/4/94	@ New Orleans	Quinn Early	8	101	12.6	30	0	W, 30-17
115. 9/18/94	@ Atlanta	Terrence Mathis	13	123	9.5	21	0	W, 30-10
116. 10/30/94	@ Buffalo	Andre Reed	5	106	21.2	57	2	L, 10-44
117. 11/27/94	@ Seattle	Brian Blades	7	141	20.1	34	0	L, 9-10
118. 9/3/95	@ Seattle	Brian Blades	8	107	13.4	23	1	W, 34-10
119. 9/10/95	N.Y. Giants	Chris Calloway	5	100	20.0	37	1	W, 20-17 OT
120. 11/23/95	@ Dallas	Michael Irvin	11	121	11.0	33t	1	L, 12-24
121. 12/3/95	@ Oakland	Tim Brown	10	150	15.0	30	1	W, 29-23
122. 9/22/96	Denver	Shannon Sharpe	9	131	14.6	29	0	W, 17-14
123. 10/7/96	Pittsburgh	Charles Johnson	6	125	20.8	45	0	L, 7-17
124. 11/24/96	San Diego	Tony Martin	5	148	29.6	55	2	L, 14-28
125. 11/28/96	@ Detroit	Brett Perriman	8	131	16.4	44	0	W, 28-24
126. 12/15/96	Indianapolis	Marvin Harrison	6	103	17.2	37t	3	L, 19-24
127. 8/31/97	@ Denver	Rod Smith	5	122	24.4	78	0	L, 3-19
128. 9/8/97	@ Oakland	Tim Brown	11	155	14.1	26	0	W, 28-27
129. 9/14/97	Buffalo	Andre Reed	4	113	28.3	77t	1	W, 22-16
130. 9/21/97	@ Carolina	Rae Carruth	8	110	13.8	36	0	W, 35-14
131. 11/9/97	@ Jacksonville	Jimmy Smith	4	112	28.0	75	0	L, 10-24
132. 11/16/97	Denver	Rod Smith	7	114	16.3	43	0	W, 24-22
133. 11/1/98	N.Y. Jets	Wayne Chrebet	6	101	16.8	56	0	L, 17-20
134. 11/29/98	Arizona	Frank Sanders	6	100	16.7	40	0	W, 34-24
135. 12/6/98	@ Denver	Rod Smith	8	165	20.6	58	0	L, 31-35
136. 12/6/98	@ Denver	Ed McCaffrey	6	103	17.2	48	1	
137. 12/26/98	@ Oakland	Tim Brown	10	140	14.0	27	1	W, 31-24
138. 10/10/99	New England	Tony Simmons	7	107	15.3	39	0	W, 16-14
139. 11/14/99	@ Tampa Bay	Jacquez Green	7	164	23.4	54	1	L, 10-17
140. 11/21/99	Seattle	Sean Dawkins	5	114	22.8	45t	1	L, 19-30
141. 12/5/99	@ Denver	Rod Smith	8	106	13.3	34	0	W, 16-10
142. 1/2/00	Oakland	Tim Brown	6	122	20.3	42	0	L, 38-41 OT
143. 9/3/00	Indianapolis	Marvin Harrison	9	115	12.8	31	0	L, 14-27
144. 9/10/00	@ Tennessee	Kevin Dyson	6	104	17.3	30t	1	L, 14-17 OT

	Date	Opponent	Player	Rec.	Yds.	Avg.	LG	TD	Result
145.	9/24/00	@ Denver	Rod Smith	8	134	16.8	25	0	W, 23-22
146.	10/22/00	St. Louis	Isaac Bruce	8	129	16.1	42	2	W, 54-34
147.	12/4/00	@ New England	Troy Brown	12	119	9.9	23	1	L, 24-30
148.	12/10/00	Carolina	Mushin Muhammad	8	102	12.8	23	0	W, 15-14
149.	12/17/00	@ Denver	Rod Smith	6	101	16.8	34	0	W, 20-17
150.	9/9/01	Oakland	Tim Brown	8	133	16.6	33†	1	L, 24-27
151.	10/7/01	@ Denver	Rod Smith	8	110	13.8	32	1	L, 6-20
152.	10/21/01	@ Arizona	David Boston	7	131	18.7	49	1	L, 16-24
153.	12/16/01	Denver	Rod Smith	8	100	12.5	21	1	W, 26-23 OT
154.	12/30/01	@ Jacksonville	Keenan McCardell	7	132	18.9	44	1	W, 30-26
155.	9/8/02	@ Cleveland	Quincy Morgan	9	151	16.8	44†	2	W, 40-39
156.	9/22/02	@ New England	Troy Brown	16	176	11.0	38	1	L, 38-41 OT
157.	9/22/02	@ New England	David Patten	7	108	15.4	38†	1	
158.	9/29/02	Miami	Chris Chambers	6	102	17.0	38	0	W, 48-30
159.	10/6/02	@ N.Y. Jets	Laveranues Coles	8	116	14.5	21	0	W, 29-25
160.	10/13/02	@ San Diego	Curtis Conway	8	129	16.1	25	0	L, 34-35
161.	10/20/02	Denver	Shannon Sharpe	12	214	17.8	82†	2	L, 34-37 OT
162.	10/27/02	Oakland	Tim Brown	13	144	11.1	25	0	W, 20-10
163.	11/24/02	@ Seattle	Koren Robinson	8	169	21.0	44	1	L, 32-39
164.	9/14/03	Pittsburgh	Hines Ward	9	146	16.2	50	0	W, 41-20
165.	9/14/03	Pittsburgh	Plaxico Burress	7	115	16.4	33†	1	
166.	9/21/03	@ Houston	Andre Johnson	7	102	14.6	43†	2	W, 42-14
167.	10/5/03	Denver	Rod Smith	8	131	16.4	21	0	W, 24-23
168.	11/16/03	@ Cincinnati	Peter Warrick	7	114	19.0	77†	1	L, 19-24
169.	12/20/03	@ Minnesota	Randy Moss	7	111	15.9	30†	2	L, 20-45
170.	10/31/04	Indianapolis	Reggie Wayne	6	119	19.8	41†	2	W, 45-35
171.	10/31/04	Indianapolis	Marvin Harrison	5	119	23.8	52†	2	
172.	11/14/04	@ New Orleans	Joe Horn	5	167	33.4	57	1	L, 20-27
173.	11/22/04	New England	Deion Branch	6	105	17.5	26†	1	L, 19-27
174.	12/5/04	@ Oakland	Ronald Curry	9	141	15.7	34†	2	W, 34-27
175.	12/13/04	@ Tennessee	Drew Bennett	12	233	19.4	42†	3	W, 49-38

* Denotes replacement game

CAREER 100-YARD RECEIVING GAMES

Player	Team	100-Yard Games	Player	Team	100-Yard Games
1. Rod Smith	Denver	9	Elbert Dubenion	Buffalo	3
2. Tim Brown	Oakland/L.A. Raiders	6	Charles Hennigan	Houston	3
3. Fred Biletnikoff	Oakland	4	Haven Moses	Buffalo/Denver	3
Don Maynard	N.Y. Jets/Titans	4	Shannon Sharpe	Denver	3
John Stallworth	Pittsburgh	4	Rick Upchurch	Denver	3
6. Lance Alworth	San Diego	3	Marvin Harrison	Indianapolis	3

100-YARD RUSHERS (140)

	Date	Opponent	Player	Att.	Yds.	Avg.	LG	TD	Result
1.	9/10/61	San Diego	Paul Lowe	13	108	8.3	87†	1	L, 10-26
2.	11/4/62	Houston	Charles Tolar	24	110	4.6	23	0	L, 6-14
3.	10/20/63	San Diego	Keith Lincoln	10	127	12.7	76†	1	L, 17-38
4.	11/3/63	Oakland	Clem Daniels	31	122	3.9	25	0	L, 7-10
5.	12/20/64	N.Y. Jets	Matt Snell	16	103	6.4	23	1	W, 24-7
6.	11/28/65	Houston	Ode Burrell	14	121	8.6	48†	2	W, 52-21
7.	11/20/66	Boston	Jim Nance	22	107	4.9	13	0	T, 27-27
8.	9/9/67	@ Houston	Hoyle Granger	13	101	7.7	18	1	W, 25-20
9.	10/15/67	@ San Diego	Dick Post	15	124	8.3	67†	1	L, 31-45
10.	11/19/67	San Diego	Dick Post	18	108	6.0	22	1	L, 16-17
11.	11/10/68	@ Cincinnati	Paul Robinson	24	115	4.8	36	0	W, 16-9
12.	10/25/70	Dallas	Duane Thomas	20	134	6.7	47†	2	L, 16-27
13.	9/17/72	Miami	Larry Csonka	21	118	5.6	17	1	L, 10-20
14.	11/12/72	@ Pittsburgh	Franco Harris	17	134	7.9	45	1	L, 7-16
15.	9/16/73	L.A. Rams	Jim Bertelsen	28	143	5.1	49	0	L, 13-23
16.	9/16/73	L.A. Rams	Lawrence McCutcheon	21	120	5.7	19	0	
17.	10/14/73	@ Green Bay	John Brockington	15	106	7.1	33	0	T, 10-10
18.	10/21/73	@ Cincinnati	Boobie Clark	26	104	4.0	11	1	L, 6-14
19.	11/29/73	@ Buffalo	O.J. Simpson	39	157	4.0	22	2	L, 14-23
20.	12/2/73	Cleveland	Greg Pruitt	15	110	7.3	65†	1	T, 20-20
21.	12/8/73	@ Oakland	Mary Hubbard	25	115	4.6	31†	1	L, 7-37
22.	9/15/74	N.Y. Jets	John Riggins	22	116	5.3	29	0	W, 24-16
23.	10/27/74	@ San Diego	Don Woods	22	154	7.0	53	1	W, 24-14
24.	9/28/75	N.Y. Jets	John Riggins	27	145	5.4	20	2	L, 24-30
25.	9/28/75	N.Y. Jets	Carl Garrett	16	135	8.4	40	1	
26.	11/16/75	@ Pittsburgh	Franco Harris	17	119	7.0	29	0	L, 3-28
27.	11/30/75	@ Baltimore	Lydeil Mitchell	26	178	6.8	70†	1	L, 14-28
28.	12/7/75	San Diego	Rickey Young	25	124	4.9	14	2	L, 20-28
29.	12/14/75	@ Cleveland	Greg Pruitt	26	214	8.2	50	3	L, 14-20
30.	9/26/76	New Orleans	Tony Galbreath	14	146	10.5	74†	2	L, 17-27
31.	9/26/76	New Orleans	Chuck Muncie	25	126	5.0	33†	0	
32.	10/3/76	@ Buffalo	O.J. Simpson	24	130	5.4	49	2	L, 17-50

	Date	Opponent	Player	Att.	Yds.	Avg.	LG	TD	Result
33.	10/3/76	@ Buffalo	Jeff Kinney	17	114	6.7	18	1	
34.	10/24/76	Denver	Otis Armstrong	16	101	6.3	22	1	L, 26-35
35.	11/7/76	Pittsburgh	Franco Harris	23	117	5.1	25t	2	L, 0-45
36.	11/7/76	Pittsburgh	Rocky Bleier	15	102	6.8	23	0	
37.	11/21/76	Cincinnati	Archie Griffin	13	139	10.1	77t	1	L, 24-27
38.	9/18/77	@ New England	Sam Cunningham	23	105	4.6	11	0	L, 17-21
39.	10/3/77	Oakland	Mark van Eeghen	24	116	4.8	26	0	L, 28-37
40.	10/3/77	Oakland	Clarence Davis	15	102	6.8	37t	2	
41.	10/30/77	@ Cleveland	Greg Pruitt	18	153	8.5	78t	1	L, 7-44
42.	11/13/77	@ Chicago	Walter Payton	33	192	5.8	32	3	L, 27-28
43.	11/20/77	Denver	Otis Armstrong	21	120	5.7	17	0	L, 7-14
44.	11/27/77	@ Houston	Rob Carpenter	14	149	10.6	77	0	L, 20-34
45.	11/27/77	@ Houston	Ronnie Coleman	15	101	6.8	22	0	
46.	9/10/78	Houston	Earl Campbell	22	111	5.0	22	2	L, 17-20
47.	11/5/78	Oakland	Arthur Whittington	26	134	5.1	25t	1	L, 10-20
48.	11/12/78	@ San Diego	Lydell Mitchell	29	144	5.0	25	0	L, 23-29 OT
49.	12/17/78	@ Seattle	Al Hunter	27	133	4.9	55t	2	L, 19-23
50.	9/16/79	@ Houston	Earl Campbell	32	131	4.1	22	1	L, 6-20
51.	12/16/79	@ Tampa Bay	Ricky Bell	39	137	3.5	14	0	L, 0-3
52.	10/12/80	Houston	Earl Campbell	38	178	4.7	22	1	W, 21-20
53.	10/26/80	Detroit	Billy Sims	28	155	5.5	45t	2	W, 20-17
54.	11/16/80	@ San Diego	Mike Thomas	27	109	4.0	13	2	L, 7-20
55.	11/23/80	@ St. Louis	Ottis Anderson	16	107	6.7	44	1	W, 21-13
56.	11/30/80	Cincinnati	Pete Johnson	17	112	6.6	57t	1	L, 6-20
57.	11/21/82	@ New Orleans	George Rogers	33	123	3.7	18	1	L, 17-27
58.	11/28/82	@ L.A. Rams	Wendell Tyler	25	138	5.5	24	2	L, 14-20
59.	9/12/83	San Diego	Chuck Muncie	27	110	4.1	16	1	L, 14-17
60.	10/2/83	St. Louis	Ottis Anderson	21	106	5.0	39t	1	W, 38-14
61.	11/20/83	@ Dallas	Tony Dorsett	18	108	6.0	32t	2	L, 21-41
62.	11/27/83	@ Seattle	Curt Warner	32	207	6.5	28t	3	L, 48-51 OT
63.	12/4/83	Buffalo	Joe Cribbs	36	185	5.1	24	0	L, 9-14
64.	9/23/84	@ Denver	Sammy Winder	31	139	4.4	13	1	L, 0-21
65.	10/7/84	N.Y. Jets	Freeman McNeil	19	107	5.6	16	0	L, 16-17
66.	11/11/84	Houston	Larry Moriarty	29	117	4.0	9	0	L, 16-17
67.	10/6/85	@ L.A. Raiders	Marcus Allen	29	126	4.3	20	0	L, 10-19
68.	11/3/85	@ Houston	Bulch Woolfolk	14	101	7.2	43	1	L, 20-23
69.	11/17/85	@ San Francisco	Wendell Tyler	16	111	6.9	21	0	L, 3-31
70.	12/8/85	Atlanta	Gerald Riggs	26	197	7.6	50	1	W, 38-10
71.	10/26/86	Tampa Bay	James Wilder	25	110	4.4	24	1	W, 27-20
72.	11/2/86	@ San Diego	Gary Anderson	25	100	4.0	13	0	W, 24-23
73.	11/30/86	Buffalo	Robb Riddick	27	118	4.4	13	0	L, 14-17
74.	9/20/87	@ Seattle	John L. Williams	15	112	7.5	48	1	L, 14-43
75.	11/8/87	Pittsburgh	Earnest Jackson	23	125	5.4	28	0	L, 16-17
76.	11/15/87	N.Y. Jets	Freeman McNeil	26	184	7.1	30	0	L, 9-16
77.	9/25/88	San Diego	Gary Anderson	23	131	5.7	30t	1	L, 23-24
78.	10/2/88	@ N.Y. Jets	Freeman McNeil	22	154	7.0	28	0	T, 17-17
79.	10/9/88	@ Houston	Mike Rozier	27	141	5.2	13	0	L, 6-7
80.	12/11/88	@ N.Y. Giants	Joe Morris	31	140	4.5	16	0	L, 12-28
81.	12/18/88	@ San Diego	Gary Anderson	34	217	6.4	36	1	L, 13-24
82.	12/17/89	San Diego	Marion Butts	39	176	4.5	17	0	L, 13-20
83.	9/17/90	@ Denver	Bobby Humphrey	19	132	6.9	37t	2	L, 23-24
84.	9/29/91	@ San Diego	Rod Bernstine	26	112	4.3	15	1	W, 14-13
85.	11/17/91	Denver	Gaston Green	24	133	5.5	60t	1	L, 20-24
86.	10/25/92	Pittsburgh	Barry Foster	24	105	4.4	12	1	L, 3-27
87.	11/22/92	@ Seattle	Chris Warren	20	154	7.7	35	1	W, 24-14
88.	12/26/93	@ Minnesota	Scottie Graham	33	166	5.0	31	1	L, 10-30
89.	1/2/94	Seattle	John L. Williams	16	102	6.4	38	1	W, 34-24
90.	9/25/94	L.A. Rams	Jerome Bettis	35	132	3.8	14	0	L, 0-16
91.	10/9/94	@ San Diego	Natronne Means	19	125	6.6	25	1	L, 6-20
92.	10/23/94	Seattle	Chris Warren	19	117	6.2	41	0	W, 38-23
93.	12/12/94	@ Miami	Bernie Parmalee	19	127	6.7	47t	1	L, 28-45
94.	9/22/96	Denver	Terrell Davis	19	141	7.4	65t	2	W, 17-14
95.	10/7/96	Pittsburgh	Jerome Bettis	27	103	3.8	15	1	L, 7-17
96.	12/9/96	@ Oakland	Napoleon Kaufman	8	109	13.6	45	0	L, 7-26
97.	8/31/97	@ Denver	Terrell Davis	26	101	3.9	16	1	L, 3-19
98.	11/3/97	Pittsburgh	Jerome Bettis	17	103	6.1	30	0	W, 13-10
99.	11/16/97	Denver	Terrell Davis	34	127	3.7	18	0	W, 24-22
100.	9/13/98	@ Jacksonville	James Stewart	26	103	4.0	17	1	L, 16-21
101.	9/20/98	San Diego	Natronne Means	22	165	7.5	72t	1	W, 23-7
102.	10/11/98	@ New England	Robert Edwards	23	104	4.5	33	1	L, 10-40
103.	10/26/98	Pittsburgh	Jerome Bettis	33	119	3.6	13	0	L, 13-20
104.	11/8/98	@ Seattle	Ricky Watters	24	105	4.4	13	2	L, 12-24
105.	11/16/98	Denver	Terrell Davis	18	111	6.2	41t	1	L, 7-30
106.	12/20/98	@ N.Y. Giants	Gary Brown	25	103	4.1	13	1	L, 7-28
107.	11/7/99	@ Indianapolis	Edgerrin James	20	109	5.5	27	0	L, 17-25
108.	11/21/99	Seattle	Ricky Watters	24	107	4.5	45	2	L, 19-30
109.	12/12/99	Minnesota	Robert Smith	21	118	5.6	22	0	W, 31-28
110.	9/3/00	Indianapolis	Edgerrin James	28	124	4.4	30	1	L, 14-27
111.	11/5/00	@ Oakland	Tyrone Wheatley	20	112	5.6	38	1	L, 31-49
112.	11/12/00	@ San Francisco	Charlie Garner	25	102	4.1	19	1	L, 7-21
113.	12/24/00	@ Atlanta	Jamal Anderson	28	107	3.8	23	0	L, 13-29

114.	10/7/01	@ Denver	Mike Anderson	22	155	7.0	621	0	L, 6-20
115.	10/14/01	Pittsburgh	Jerome Bettis	19	112	5.9	30	0	L, 17-20
116.	10/25/01	Indianapolis	Edgerrin James	27	102	3.8	20	0	L, 28-35
117.	11/11/01	@ N.Y.Jets	Curtis Martin	20	113	5.7	251	3	L, 7-27
118.	12/23/01	San Diego	LaDainian Tomlinson	27	145	5.4	34	0	W, 20-17
119.	12/30/01	@ Jacksonville	Stacey Mack	16	125	7.8	54	1	W, 30-26
120.	1/6/02	@ Seattle	Shaun Alexander	20	127	6.4	441	1	L, 18-21
121.	9/15/02	Jacksonville	Fred Taylor	20	114	5.7	631	1	L, 16-23
122.	10/6/02	@ N.Y. Jets	Curtis Martin	21	119	5.7	35	1	W, 29-25
123.	11/17/02	Buffalo	Travis Henry	24	126	5.3	22	0	W, 17-16
124.	11/24/02	@ Seattle	Shaun Alexander	23	145	6.3	461	2	L, 32-39
125.	12/15/02	@ Denver	Clinton Portis	21	130	6.2	511	3	L, 24-31
126.	12/22/02	San Diego	LaDainian Tomlinson	24	131	5.5	34	0	W, 24-22
127.	12/28/02	@ Oakland	Charlie Garner	29	135	4.7	14	1	L, 0-24
128.	9/28/03	@ Baltimore	Jamal Lewis	26	115	4.4	17	1	W, 17-10
129.	10/5/03	Denver	Clinton Portis	23	141	6.1	651	1	W, 24-23
130.	10/12/03	@ Green Bay	Ahman Green	26	139	5.3	26	1	W, 40-34 OT
131.	10/26/03	Buffalo	Travis Henry	22	124	5.6	23	0	W, 38-5
132.	11/16/03	@ Cincinnati	Rudi Johnson	22	165	7.5	54	0	L, 19-24
133.	11/30/03	@ San Diego	LaDainian Tomlinson	19	106	5.6	55	1	W, 28-24
134.	12/7/03	@ Denver	Clinton Portis	22	218	9.9	591	5	L, 27-45
135.	12/14/03	Detroit	Shawn Bryson	18	105	5.8	39	1	W, 45-17
136.	12/20/03	@ Minnesota	Onterio Smith	21	146	7.0	47	3	L, 20-45
137.	9/12/04	@ Denver	Quentin Griffin	23	156	6.8	471	2	L, 24-34
138.	9/19/04	Carolina	DeShaun Foster	32	174	5.4	71	1	L, 17-28
139.	11/7/04	@ Tampa Bay	Michael Pittman	15	128	8.5	781	3	L, 31-34
140.	11/14/04	@ New Orleans	Deuce McAllister	16	127	7.9	28	1	L, 20-27

CAREER 100-YARD RUSHING GAMES

Player	Team	100-Yard Games	Player	Team	100-Yard Games
1. Jerome Bettis	Pittsburgh	5	Freeman McNeil	N.Y. Jets	5
2. Terrell Davis	Denver	4	Greg Pruitt	Cleveland	3
3. Gary Anderson	San Diego	3	Edgerrin James	Indianapolis	3
Earl Campbell	Houston	3	Clinton Portis	Denver	3
Franco Harris	Pittsburgh	3	LaDainian Tomlinson	San Diego	3

300-YARD PASSERS (61)

Date	Opponent	Player	Att.	Comp.	Yds.	LG	TD	INT	Result	
1.	11/24/60	@ N.Y. Titans	Al Dorow	33	21	301	451	2	1	L, 35-41
2.	11/19/61	@ San Diego	Jack Kemp	27	15	357	611	2	1	L, 14-24
3.	10/13/63	Buffalo	Jack Kemp	24	12	300	891	2	2	L, 26-35
4.	11/17/63	@ Boston	Babe Parilli	47	25	354	39	1	1	T, 24-24
5.	12/6/64	Boston	Babe Parilli	41	20	300	581	3	1	L, 24-31
6.	10/24/65	@ Houston	George Blanda	33	19	304	641	4	0	L, 36-38
7.	10/16/66	Oakland	Tom Flores	24	14	301	761	3	0	L, 13-34
8.	10/15/67	San Diego	John Hadl	32	17	307	601	2	1	L, 31-45
9.	9/9/68	@ Houston	Pete Beathard	48	23	413	591	2	3	W, 26-21
10.	9/15/68	N.Y. Jets	Joe Namath	29	17	302	571	2	1	L, 19-20
11.	11/16/69	@ N.Y. Jets	Joe Namath	40	24	327	401	2	3	W, 34-16
12.	9/21/75	@ Denver	Charley Johnson	20	12	329	901	3	2	L, 33-37
13.	10/17/76	@ Miami	Bob Griese	35	25	306	39	1	2	W, 20-17 OT
14.	11/25/79	@ San Diego	Dan Fouts	43	27	350	421	3	1	L, 7-28
15.	9/7/80	Oakland	Dan Pastorini	37	19	317	55	2	0	L, 14-27
16.	9/6/81	@ Pittsburgh	Terry Bradshaw	36	21	319	411	2	2	W, 37-33
17.	9/27/81	@ Seattle	Jim Zorn	47	31	308	23	1	0	W, 20-14
18.	10/18/81	Denver	Craig Morton	38	25	342	63	2	1	W, 28-14
19.	12/12/82	L.A. Raiders	Jim Plunkett	33	18	303	43	3	1	L, 16-21
20.	10/30/83	@ Denver	Steve DeBerg	41	21	350	461	1	0	L, 24-27
21.	9/9/84	@ Cincinnati	Ken Anderson	37	24	310	35	0	0	W, 27-22
22.	9/16/84	L.A. Raiders	Jim Plunkett	47	28	313	42	1	4	L, 20-22
23.	11/25/84	@ N.Y. Giants	Phil Simms	41	24	343	31	2	3	L, 27-28
24.	12/16/84	@ San Diego	Ed Luther	44	24	333	43	1	0	W, 42-21
25.	9/12/85	L.A. Raiders	Jim Plunkett	48	34	303	30	2	2	W, 36-20
26.	10/13/85	@ San Diego	Mark Hermann	36	26	320	391	2	0	L, 20-31
27.	12/14/85	@ Denver	John Elway	37	22	301	48	1	5	L, 13-14
28.	12/21/86	@ Pittsburgh	Mark Malone	43	22	351	38	0	1	W, 24-19
29.	12/6/87	@ Cincinnati	Boomer Esionon	44	28	368	26	2	0	L, 27-30 OT
30.	12/13/87	L.A. Raiders	Mark Wilson	38	22	339	42	0	3	W, 16-10
31.	12/24/89	@ Miami	Dan Marino	47	28	339	35	3	1	W, 27-24
32.	11/11/90	Seattle	Dave Krieg	23	16	306	541	2	0	L, 16-17
33.	12/9/90	Denver	John Elway	36	24	328	27	2	1	W, 37-7
34.	12/16/90	Houston	Warren Moon	45	27	527	871	3	0	L, 10-27
35.	11/10/91	@ L.A. Rams	Jim Everett	37	26	329	27	3	1	W, 27-20
36.	10/4/92	@ Denver	John Elway	38	23	311	48	2	0	L, 19-20
37.	9/20/93	Denver	John Elway	45	28	300	36	1	1	W, 15-7
38.	10/31/93	@ Miami	Scott Mitchell	33	22	344	771	3	0	L, 10-30
39.	9/4/94	@ New Orleans	Jim Everett	37	26	326	30	2	2	W, 30-17
40.	10/1/95	@ Arizona	Dave Krieg	41	25	308	35	0	1	W, 24-3
41.	10/9/95	San Diego	Stan Humphries	34	24	315	45	1	0	W, 29-23 OT

Date	Opponent	Player	Att.	Comp.	Yds.	LG	TD	INT	Result
42. 10/7/96	Pittsburgh	Mike Tomczak	32	20	338	45	0	1	L, 7-17
43. 9/21/97	@ Carolina	Kerry Collins	47	24	328	36	1	4	W, 35-14
44. 12/6/98	@ Denver	John Elway	32	22	400	58	2	1	L, 31-35
45. 10/10/99	New England	Drew Bledsoe	45	23	334	49t	2	2	W, 16-14
46. 1/2/00	Oakland	Rich Gannon	47	25	324	42	3	2	L, 38-41 OT
47. 9/9/01	Oakland	Rich Gannon	46	31	341	33t	2	1	L, 24-27
48. 9/8/02	@ Cleveland	Kelly Holcomb	39	27	326	44t	3	0	W, 40-39
49. 9/15/02	Jacksonville	Mark Brunell	36	25	320	79t	2	0	L, 16-23
50. 9/22/02	@ New England	Tom Brady	54	39	410	38t	4	1	L, 38-41 OT
51. 9/29/02	Miami	Jay Fiedler	45	29	310	38	1	4	W, 48-30
52. 10/13/02	@ San Diego	Drew Brees	41	28	319	29	2	2	L, 34-35
53. 10/20/02	Denver	Brian Griese	50	30	376	82t	2	0	L, 34-37 OT
54. 10/27/02	Oakland	Rich Gannon	55	35	334	25	1	1	W, 20-10
55. 11/24/02	@ Seattle	Matt Hasselbeck	36	25	362	44	3	0	L, 32-39
56. 9/14/03	Pittsburgh	Tommy Maddox	47	28	336	50	1	3	W, 41-20
57. 10/31/04	Indianapolis	Peyton Manning	44	25	472	56t	5	1	W, 45-35
58. 11/22/04	New England	Tom Brady	26	17	315	48	1	0	L, 19-27
59. 11/28/04	San Diego	Drew Brees	37	28	378	65	2	0	L, 31-34
60. 12/5/04	@ Oakland	Kerry Collins	41	27	343	51t	3	0	W, 34-27
61. 12/13/04	@ Tennessee	Billy Volek	43	29	426	42t	4	0	W, 49-38

CAREER 300-YARD PASSING GAMES

Player	Team	300-Yard Games	Player	Team	300-Yard Games
1. John Elway	Denver	5	Jack Kemp	San Diego/Buffalo	2
2. Jim Plunkett	Oakland/L.A. Raiders	3	Dave Krieg	Seattle/Arizona	2
Rich Gannon	Oakland	3	Joe Namath	N.Y. Jets	2
4. Tom Brady	New England	2	Babe Parilli	Boston	2
Drew Brees	San Diego	2			
Kerry Collins	Carolina/Oakland	2			

KANSAS CITY CHIEFS RECORD WHEN PRODUCING...

	1960-04 Record	1995-04 Record	1960-04 Two or More
100-Yard Receiver	81-68-5 (.542)	24-23-0 (.574)	10-9-0 (.526)
100-Yard Rusher	95-31-3 (.748)	29-10-0 (.744)	4-0-0 (1.000)
300-Yard Passer	31-40-2 (.438)	13-17-0 (.433)	0-0-0 (.000)

KANSAS CITY CHIEFS RECORD WHEN ALLOWING...

	1960-04 Record	1995-04 Record	1960-04 Two or More
100-Yard Receiver	78-80-5 (.494)	29-25-0 (.537)	6-5-1 (.542)
100-Yard Rusher	32-94-4 (.262)	16-31-0 (.340)	0-7-0 (.000)
300-Yard Passer	27-33-1 (.451)	11-11-0 (.500)	0-0-0 (.000)

KANSAS CITY CHIEFS RECORD WHEN PRODUCING... AT ARROWHEAD

	1972-04	1995-04	2001-04
100-Yard Receiver	36-19-0 (.655)	16-7-0 (.696)	9-4 (.692)
100-Yard Rusher	39-8-1 (.823)	16-3-0 (.842)	9-3 (.750)
300-Yard Passer	13-8-0 (.619)	8-4-0 (.667)	6-2 (.750)

KANSAS CITY CHIEFS RECORD WHEN ALLOWING... AT ARROWHEAD

	1972-04	1995-04	2001-04
100-Yard Receiver	30-22-0 (.577)	14-10-0 (.583)	6-3 (.667)
100-Yard Rusher	19-34-1 (.361)	11-9-0 (.550)	6-4 (.600)
300-Yard Passer	11-12-0 (.478)	6-7-0 (.462)	4-5 (.444)

ALL-TIME MISCELLANEOUS SCORES

ALL-TIME DEFENSIVE SCORES

Date	Opponent	Defensive Score	Result
10/9/60	Oakland	David Webster, 80-yard INT return	L, 19-20
11/6/60	@ Buffalo	David Webster, 14-yard fumble return Don Flynn, 25-yard INT return	W, 45-28
11/30/60	Denver	David Webster, 39-yard INT return	W, 34-7
12/11/60	Boston	Duane Wood, 66-yard INT return	W, 34-0
12/10/61	Denver	Sherrill Headrick, 31-yard INT return	W, 49-21
12/17/61	N.Y. Titans	Sherrill Headrick, 56-yard INT return*	W, 35-24
		*(20 yards by Doyle Nix who lateralled to Headrick for 56 yards)	
9/7/63	@ Denver	Sherrill Headrick, 38-yard INT return	W, 59-7
9/22/63	@ Buffalo	Safety, Willie West tackled in end zone	T, 27-27
12/22/63	N.Y. Jets	Jerry Mays, 58-yard fumble return	W, 48-0
10/4/64	Houston	Bobby Hunt, 29-yard INT return	W, 28-7
10/18/64	Buffalo	Bobby Bell, 20-yard fumble return	L, 22-35
11/15/64	San Diego	Abner Haynes, fumble recovery in end zone	L, 14-28
10/3/65	Boston	Bobby Bell, 38-yard INT return Willie Mitchell, 37-yard INT return	W, 27-17
9/25/66	@ Boston	Johnny Robinson, 28-yard INT return	W, 43-24
10/16/66	Oakland	Bobby Bell, 7-yard fumble return	L, 13-34
10/30/66	Houston	Willie Mitchell, 60-yard INT return*	W, 48-23
		*(18 yards by Johnny Robinson who lateralled to Mitchell for 60 yards)	
9/9/67	@ Houston	Bobby Bell, 32-yard INT return	W, 25-20
11/5/67	N.Y. Jets	Willie Mitchell, 27-yard INT return	W, 42-18
11/12/67	@ Boston	Emmitt Thomas, 57-yard INT return	W, 23-10
11/23/67	Oakland	Safety, Holding in end zone	L, 22-44
12/10/67	@ N.Y. Jets	Fred Williamson, 77-yard INT return	W, 21-7
9/28/68	@ Miami	Jim Lynch, 22-yard INT return	W, 48-3
12/8/68	@ San Diego	Willie Lanier, 75-yard INT return Safety, Buck Buchanan tackled Jon Brittenum	W, 40-3
10/5/69	@ Denver	Jim Kearney, 60-yard INT return	W, 26-13
11/27/69	Denver	Emmitt Thomas, 45-yard INT return	W, 31-17
9/28/70	@ Baltimore	Johnny Robinson, 46-yard fumble return	W, 44-24
11/8/70	Houston	Bobby Bell, 45-yard INT return	W, 24-9
10/3/71	@ Denver	Aaron Brown, 68-yard INT return	W, 16-3
10/18/71	Pittsburgh	Emmitt Thomas, 32-yard INT return	W, 38-16
12/19/71	Buffalo	Bobby Bell, 26-yard INT return	W, 22-9
10/1/72	@ Denver	Jim Kearney, 43-yard INT return Jim Kearney, 32-yard INT return	W, 45-24
11/12/72	@ Pittsburgh	Jim Kearney, 65-yard INT return	L, 7-16
12/3/72	Denver	Jim Kearney, 29-yard INT return Bobby Bell, 61-yard INT return	W, 24-21
9/30/73	Oakland	Willie Lanier, 17-yard INT return	W, 16-3
11/18/73	Houston	John Lohmeyer, 19-yard fumble return	W, 38-14
9/15/74	N.Y. Jets	Emmitt Thomas, 38-yard INT return Marvin Upshaw, 52-yard INT return	W, 24-16
9/22/74	@ Oakland	Wilbur Young, 52-yard INT return	L, 7-27
10/6/74	Denver	Bobby Bell, 28-yard INT return	L, 14-17
11/18/74	@ Denver	Safety, Willie Lanier tackled Otis Armstrong	W, 42-34
12/4/74	Minnesota	Emmitt Thomas, 73-yard INT return	L, 15-35
11/10/75	@ Dallas	John Matuszak, fumble recovery in end zone	W, 35-31
10/31/76	@ Tampa Bay	Safety, John Lohmeyer tackled Steve Spurrier	W, 28-19
10/23/77	@ San Diego	Tim Gray, 15-yard fumble return	W, 21-16
11/27/77	@ Houston	Willie Lee, 10-yard fumble return	L, 20-34
12/11/77	Seattle	Gary Barbaro, 102-yard INT return	L, 31-34
12/18/77	@ Oakland	Tim Gray, 14-yard fumble return Tim Collier, 100-yard INT return	L, 20-21
9/23/79	Oakland	Gary Barbaro, 70-yard INT return	W, 35-7
10/5/80	@ Oakland	Gary Spani, 16-yard fumble return Whitney Paul, 32-yard fumble return	W, 31-17
10/12/80	Houston	Gary Spani, 47-yard INT return	W, 21-20
11/9/80	@ Seattle	Frank Manumaleuga, 22-yard INT return	W, 31-20
12/7/80	Denver	Thomas Howard, 3-yard fumble return	W, 31-14
9/6/81	@ Pittsburgh	Thomas Howard, 65-yard fumble return	W, 37-33
10/18/81	Denver	Whitney Paul, 47-yard fumble return	W, 28-14
10/25/81	@ Oakland	Gary Spani, 91-yard fumble return	W, 28-17
11/22/81	Seattle	Lloyd Burruss, 46-yard INT return	W, 40-13
12/19/82	@ Denver	Eric Harris, 56-yard INT return Gary Barbaro, 43-yard INT return	W, 37-16

Date	Opponent	Defensive Score	Result
1/2/83	N.Y. Jets	Gary Green, 42-yard INT return* *(5 yards by Thomas Howard who lateralled to Green for 42 yards)	W, 37-13
10/2/83	St. Louis	Charles Jackson, 37-yard fumble recovery	W, 38-14
10/16/83	N.Y. Giants	Durwood Roquemore, 42-yard INT return	W, 38-17
12/18/83	Denver	Lucious Smith, 58-yard INT return	W, 48-17
9/16/84	L.A. Raiders	Kevin Ross, 71-yard INT return	L, 20-22
12/9/84	Seattle	Scott Radecic, 19-yard INT return	W, 34-7
9/12/85	L.A. Raiders	Albert Lewis, fumble recovery in end zone	W, 36-20
11/10/85	Pittsburgh	Deron Cherry, 47-yard INT return	L, 28-36
9/21/86	Houston	Greg Hill, 26-yard INT return	W, 27-13
10/19/86	San Diego	Lloyd Burruss, 56-yard INT return Lloyd Burruss, 47-yard INT return	W, 42-41
12/7/86	Denver	Lloyd Burruss, 72-yard INT return	W, 37-10
11/8/87	Pittsburgh	Bill Maas, 6-yard fumble return	L, 16-17
11/6/88	@ Denver	Safety, Dino Hackett tackled Tony Dorsett	L, 11-17
10/29/89	@ Pittsburgh	Bill Maas, 4-yard fumble return	L, 17-23
11/19/89	@ Cleveland	Neil Smith, 3-yard fumble return	T, 10-10
9/23/90	@ Green Bay	Stan Petry, 33-yard INT return	W, 17-3
10/14/90	Detroit	Safety, Bill Maas tackled Bob Gagliano	W, 43-24
11/11/90	Seattle	Dan Saleaumua fumble recovery in end zone	L, 17-16
10/31/91	Miami	Chris Martin, 100-yard fumble return	W, 42-7
11/10/91	@ L.A. Rams	Derrick Thomas, 23-yard fumble return	W, 27-20
11/24/91	@ Cleveland	Safety, Dan Saleaumua tackled Bernie Kozar	L, 15-20
9/6/92	@ San Diego	Kevin Ross, 99-yard INT return	W, 24-10
9/13/92	Seattle	Lonnie Marts, 36-yard INT return	W, 26-7
9/28/92	L.A. Raiders	Charles Mincy, 25-yard INT return	W, 27-7
11/22/92	@ Seattle	Neil Smith, 22-yard INT return	W, 24-14
12/13/92	New England	Charles Mincy, 30-yard fumble return	W, 27-20
12/27/92	Denver	Charles Mincy, 32-yard INT return* *(0 yards by Bennie Thompson who lateralled to Mincy for 32 yards) Dale Carter, 36-yard INT return Derrick Thomas, fumble recovery in end zone	W, 42-20
11/8/93	Green Bay	Dan Saleaumua, 16-yard fumble return	W, 23-16
12/5/93	@ Seattle	Derrick Thomas, 86-yard fumble return	W, 31-16
9/11/94	San Francisco	Safety, Derrick Thomas tackled Steve Young	W, 24-17
12/24/94	@ L.A. Raiders	Mark Collins, 78-yard INT return Safety, team (penalty in end zone)	W, 19-9
9/17/95	Oakland	James Hasty, 64-yard INT return	W, 23-17 OT
11/19/95	Houston	Mark Collins, 34-yard fumble return	W, 20-13
12/3/95	@ Oakland	Brian Washington, 74-yard INT return	W, 29-23
12/17/95	Denver	Vaughn Booker, 14-yard fumble return	W, 20-17
9/8/96	Oakland	James Hasty, 80-yard fumble return Safety, Dan Saleaumua tackled Barrett Robbins	W, 19-3
9/8/97	@ Oakland	Darren Anderson, 55-yard INT return	W, 28-27
9/21/97	@ Carolina	Mark McMillian, 62-yard INT return	W, 35-14
11/30/97	San Francisco	Mark McMillian, 12-yard INT return Safety, Joe Phillips tackled Terry Kirby	W, 44-9
12/14/97	@ San Diego	Mark McMillian, 87-yard INT return Safety, Derrick Thomas sacked Todd Philcox	W, 29-7
9/6/98	Oakland	Safety, Derrick Thomas sacked Jeff George	W, 28-8
12/26/98	@ Oakland	Derrick Thomas, 44-yard fumble return	W, 31-24
9/12/99	@ Chicago	Donnie Edwards, 79-yard fumble return	L, 17-20
10/21/99	@ Baltimore	Reggie Tongue, 46-yard INT return James Hasty, 56-yard INT return	W, 35-8
10/31/99	San Diego	Reggie Tongue, 7-yard fumble return	W, 34-0
11/28/99	@ Oakland	Cris Dishman, 47-yard INT return Cris Dishman, 40-yard fumble return	W, 37-34
12/12/99	Minnesota	Eric Hicks, 44-yard fumble return	W, 31-28
12/18/99	Pittsburgh	Donnie Edwards, 28-yard INT return	W, 35-19
1/2/00	Oakland	James Hasty, 34-yard INT return	L, 38-41 OT
9/10/00	@ Tennessee	Donnie Edwards, 42-yard INT return	L, 14-17 OT
11/26/00	@ San Diego	Marcus Patton, 24-yard INT return	L, 16-17
9/9/01	Oakland	Eric Warfield, 51-yard INT return	L, 24-27
12/8/02	St. Louis	Duane Clemons, 42-yard fumble return	W, 49-10
9/14/03	Pittsburgh	Jerome Woods, 46-yard INT return	W, 41-20
9/21/03	@ Houston	Shaunard Harts, 39-yard INT return	W, 42-14
10/12/03	@ Green Bay	Jerome Woods, 79-yard INT return	W, 40-34 OT
9/19/04	Carolina	Eric Warfield, 43-yard INT return	L, 17-28
12/13/04	@ Tennessee	Kawika Mitchell, 39-yard fumble return	W, 49-38

Notes: The Chiefs are 87-23-2 (.786) in games when producing a defensive score (TD or safety).

The Chiefs are 82-20-1 (.801) in games with a def. TD and 10-3-1 (.714) in games with a def. safety.

ALL-TIME SPECIAL TEAMS SCORES

Date	Opponent	Special Teams Score	Result
12/11/60	Boston	Johnny Robinson, 62-yard punt return	W, 34-0
10/15/61	@ Buffalo	Abner Haynes, 88-yard kickoff return	L, 24-27
9/7/63	@ Denver	Dave Grayson, 99-yard kickoff return	W, 59-7
12/8/63	Denver	Duane Wood, 18-yard blocked punt return	W, 52-21
12/19/65	Denver	Willie Mitchell, 71-yard punt return	W, 45-35
9/11/66	@ Buffalo	Mike Garrett, 79-yard punt return	W, 42-20
11/20/66	Boston	Frank Pitts, 21-yard blocked punt return	T, 27-27
12/17/67	@ Denver	Noland Smith, 106-yard kickoff return	W, 38-24
9/15/68	N.Y. Jets	Noland Smith, 80-yard punt return	L, 19-20
11/17/68	Boston	Goldie Sellers, 76-yard punt return	W, 31-17
9/28/69	@ Cincinnati	Goldie Sellers, 20-yard return on fumbled kickoff	L, 19-24
10/12/69	Houston	George Daney, 5-yard return on fumbled punt attempt	W, 24-0
11/27/69	Denver	Bobby Bell, 53-yard kickoff return	W, 31-17
12/17/78	@ Seattle	Safety, Ed Beckman forces Herman Weaver out of EZ	L, 19-23
9/16/79	@ Houston	J.T. Smith, 55-yard punt return	L, 6-20
9/23/79	Oakland	J.T. Smith, 88-yard punt return	W, 35-7
11/23/80	@ St. Louis	J.T. Smith, 75-yard punt return	W, 21-13
12/21/80	@ Baltimore	J.T. Smith, 53-yard punt return	W, 38-28
9/19/82	San Diego	Dave Klug, blocked punt recovery in end zone	W, 19-12
9/7/86	Cincinnati	Deron Cherry, blocked punt recovery in end zone	W, 24-14
10/19/86	San Diego	Kevin Ross, 21-yard return on fumbled kickoff	W, 42-41
12/21/86	@ Pittsburgh	Deron Cherry, blocked punt recovery in end zone	W, 24-19
		Boyce Green, 97-yard kickoff return	
		Lloyd Burruss, 78-yard blocked field goal return	
9/13/87	San Diego	Paul Palmer, 95-yard kickoff return	W, 20-13
*10/4/87	@ L.A. Raiders	Bob Harris, 23-yard blocked punt return	L, 17-35
*10/18/87	Denver	Jitter Fields, 85-yard punt return	L, 17-26
12/6/87	@ Cincinnati	Kevin Ross, 65-yard blocked field goal return	L, 27-30 OT
12/27/87	Seattle	Paul Palmer, 92-yard kickoff return	W, 41-20
11/13/88	Cincinnati	Safety, Albert Lewis, blocked punt out of end zone	W, 31-28
10/22/89	Dallas	Safety, Rob McGovern blocked punt out of end zone	W, 36-28
11/26/89	Houston	Jayce Pearson, 1-yard blocked punt return	W, 34-0
9/30/90	Cleveland	Chris Martin, 19-yard blocked punt return	W, 34-0
		Kevin Ross, 13-yard blocked punt return	
9/6/92	@ San Diego	Dale Carter, 46-yard punt return	W, 24-10
11/22/92	@ Seattle	Dale Carter, 86-yard punt return	W, 24-14
12/19/92	@ N.Y. Giants	Tracy Rogers, blocked punt recovery in end zone	L, 21-35
1/2/94	Seattle	Albert Lewis, blocked punt recovery in end zone	W, 34-24
12/12/94	@ Miami	Jon Vaughn, 91-yard kickoff return	L, 28-45
9/3/95	@ Seattle	Tamarick Vanover, 99-yard kickoff return	W, 34-10
10/9/95	San Diego	Tamarick Vanover, 86-yard punt return	W, 29-26 OT
12/24/95	Seattle	Tamarick Vanover, 89-yard kickoff return	W, 26-3
10/27/96	@ Denver	Tamarick Vanover 97-yard kickoff return	L, 7-34
9/14/97	Buffalo	Tamarick Vanover, 94-yard kickoff return	W, 22-16
11/23/97	@ Seattle	Safety, Team blocked punt out of end zone	W, 19-14
12/21/97	New Orleans	Tamarick Vanover, 82-yard punt return	W, 25-13
12/5/99	@ Denver	Tamarick Vanover, 80-yard punt return	W, 16-10
1/2/00	Oakland	Tamarick Vanover, 84-yard punt return	L, 38-41 OT
10/22/00	St. Louis	Michael Cloud, 6-yard blocked punt return	W, 54-34
10/14/01	Pittsburgh	Safety, Mikhael Ricks blocked punt out of end zone	L, 17-20
12/1/02	Arizona	Dante Hall, 90-yard punt return	W, 49-0
12/8/02	St. Louis	Dante Hall, 88-yard kickoff return	W, 49-10
		Dante Hall, 86-yard punt return	W, 49-10
9/14/03	Pittsburgh	Dante Hall, 100-yard kickoff return	W, 41-20
9/21/03	@ Houston	Dante Hall, 73-yard punt return	W, 42-14
9/28/03	@ Baltimore	Dante Hall, 97-yard kickoff return	W, 17-10
10/5/03	Denver	Dante Hall, 93-yard punt return	W, 24-23
11/28/04	San Diego	Dante Hall, 96-yard kickoff return	L, 31-34
12/19/04	Denver	Dante Hall, 97-yard kickoff return	W, 45-17

*Replacement Game

Notes: The Chiefs are 40-14-1 (.736) in games when producing a special teams score (TD or safety), 37-12-1 (.750) with a special teams touchdown and 3-2-0 (.600) with a special teams safety

ALL-TIME SHUTOUTS

Date	Opponent	Score
9/25/60	L.A. Chargers	17-0
12/4/60	Houston	24-0
12/11/60	Boston	34-0
12/22/63	N.Y. Jets	48-0
9/24/67	@ Miami	24-0
10/8/67	Miami	41-0
9/21/69	@ Boston	31-0
10/12/69	Houston	24-0
12/6/70	Denver	16-0
11/4/73	@ San Diego	19-0
11/26/78	San Diego	23-0
9/2/79	Baltimore	14-0
10/11/81	Oakland	27-0
11/26/89	Houston	34-0
9/30/90	Cleveland	34-0
12/7/97	Oakland	30-0
10/31/99	San Diego	34-0
12/1/02	Arizona	49-0

ALL-TIME OPPONENT SHUTOUTS

Date	Opponent	Score
12/1/63	@ N.Y. Jets	0-17
11/17/76	Pittsburgh	0-45
12/16/79	@ Tampa Bay	0-3
9/23/84	@ Denver	0-21
11/4/84	@ Seattle	0-45
9/22/85	@ Miami	0-31
10/20/85	@ L.A. Rams	0-16
#10/11/87	@ Miami	0-42
9/12/93	@ Houston	0-30
9/25/94	L.A. Rams	0-16
12/28/02	@ Oakland	0-24

Notes: The Chiefs have produced 18 all-time shutouts, including 15 at home and eight at Arrowhead Stadium. Kansas City has been shutout at home only twice.

Replacement Game

ALL-TIME TWO-POINT CONVERSIONS

Date	Opponent	Two-Point Play	Result
11/24/60	@ N.Y. Titans	Curley Johnson pass from Hunter Enis	L, 35-41
9/24/61	@ Oakland	Jack Spikes run	W, 42-35
10/1/61	Houston	Bo Dickinson pass from Randy Duncan	W, 26-21
11/26/61	Oakland	Bo Dickinson pass from Randy Duncan	W, 43-11
9/22/63	@ Buffalo	Chris Burford pass from Len Dawson	T, 27-27
12/13/64	@ San Diego	Curtis McClinton pass from Len Dawson	W, 49-6
10/24/65	@ Houston	Jerrel Wilson pass from Len Dawson Pete Beathard run	L, 36-38
12/12/65	@ Buffalo	Reg Carolan pass from Len Dawson	
9/18/66	@ Oakland	Fred Arbanas pass from Len Dawson	W, 32-10
11/13/66	Miami	Jerrel Wilson pass from Len Dawson	W, 34-16
9/9/67	@ Houston	Reg Carolan pass from Len Dawson	W, 25-20
11/5/67	N.Y. Jets	Curtis McClinton pass from Len Dawson	W, 42-18
9/11/94	San Francisco	J.J. Birden pass from Joe Montana	W, 24-17
10/23/94	Seattle	Marcus Allen run	W, 38-23
12/4/94	Denver	Willie Davis pass from Steve Bono	L, 17-20 OT
10/26/97	@ St. Louis	Tamarick Vanover pass from Elvis Grbac Tony Gonzalez pass from Elvis Grbac	W, 28-20
10/14/01	Pittsburgh	Tony Gonzalez pass from Trent Green	L, 17-20
10/25/01	Indianapolis	Trent Green run	L, 28-35
1/6/02	@ Seattle	Eddie Kennison pass from Trent Green	L, 18-21
11/24/02	@ Seattle	Trent Green run	L, 32-39
11/28/04	San Diego	Eddie Kennison pass from Trent Green	L, 31-34

Notes: Two-point conversion rule used in AFL from '60-69 and instituted by NFL in '94. The Chiefs are 11-5-1 (.676) in games with a two-point conversion.

Year-by-Year Two-Point Conversions-Attempts

1960	1-2	1968	0-0	2000	0-4
1961	3-4	1969	0-2	2001	3-6
1962	0-1	1994	3-4	2002	1-3
1963	1-2	1995	0-3	2003	0-3
1964	1-3	1996	0-1	2004	1-2
1965	3-3	1997	2-6	TOTAL	23-58 (.397)
1966	2-3	1998	0-1		
1967	2-3	1999	0-2		

FAST FACT

The Chiefs are 59-14 (.808) when leading at halftime dating back to '95, including a 43-6 (.878) mark at Arrowhead.



FAST FACT

The Chiefs have won their last three road games on Monday Night Football dating back to a 17-10 win at Oakland (10/20/03).



TRIPLE THREAT CHIEFS

(Eight players in Chiefs history have scored a touchdown at least three different ways)

Player	5 Different Touchdown Plays	Total TDs
Johnny Robinson	9 receiving, 6 rushing, 1 FR, 1 PR, 1 INT	18
Abner Haynes	4 Different Touchdown Plays	
Kevin Ross	39 rushing, 17 receiving, 1, KOR, 1 fumble recovery	58
	2 INTs, 2 blocked FG returns, 1 FR, 1 blocked punt	7
Dante Hall	3 Different Touchdown Plays	
Tamarick Vanover	4 receiving, 4 PRs, 5 KORs	13
Bobby Bell	4 PRs, 4 KORs, 3 receiving	11
Dale Carter	6 INTs, 2 FRs, 1 KOR	9
Paul Palmer	2 PRs, 1 INT, 1 receiving	4
	4 receiving, 2 rushing, 2 KORs	8

(Four players in Chiefs history have a rushing and a receiving TD and have also thrown a TD pass)

Player	Rushing	Receiving	Passing	Total TDs Responsible For
Marcus Allen	44	21	2	67
Bert Coan	15	4	1	20
Mike Garrett	24	7	1	32
Curtis McClinton	18	14	1	33

Key: FR - Fumble return; INT - Interception return; KOR - Kickoff return; PR - Punt return

ALL-TIME OFFENSIVE RETURN SCORES

Date	Opponent	Offensive Score	Result
10/29/72	@ San Diego	Robert West, fumble recovery in end zone	W, 26-14
10/12/75	Oakland	Mike Livingston, 1-yard fumble return	W, 42-10
11/18/79	@ Oakland	Tony Samuels, fumble recovery in end zone	W, 24-21
9/7/86	Cincinnati	Walt Arnold, fumble recovery in end zone	W, 24-14
11/9/97	@ Jacksonville	Danan Hughes, 7-yard fumble return*	L, 10-24

* Kansas City QB Rich Gannon's pass was intercepted by Jacksonville S Chris Hudson. WR Andre Rison subsequently stripped the ball from Hudson and Hughes returned the ball for a seven-yard TD.

ALL-TIME OPPONENT OFFENSIVE RETURN SCORES

Date	Opponent	Offensive Score	Result
9/21/75	@ Denver	Jack Dolbin, 2-yard fumble return	L, 33-37
10/9/83	L.A. Raiders	Marcus Allen, fumble recovery in end zone	L, 20-21

1962 AFL WEST ALL-STARS



Following their 20-17 double OT win in the '62 AFL Championship Game, 12 members of the Dallas Texans were represented on the AFL West All-Star Squad, coached by Hank Stram and his Texans staff.

Front Row: Head Coach Hank Stram, C Jim Otto (Raiders), QB Len Dawson (Texans), QB Frank Tripucka (Broncos), HB/K Gene Mingo (Broncos), FB Keith Lincoln (Chargers), CB Fred Williamson (Raiders), DB Goose Gonsoulin (Broncos), RB Abner Haynes (Texans), FB Curtis McClinton (Texans), Bill Walsh - Assistant Coach.

Second Row: Tom Catlin - Assistant Coach, CB Dave Grayson (Texans), DB Bob Zeman (Broncos), LB Jim Frasier (Broncos), LB E.J. Holub (Texans), LB Emil Karas (Chargers), G Marvin Terrell (Texans), DT Bud McFadin (Broncos), T Jerry Cornelison (Texans), T Ron Mix (Chargers), Bob Ghilotti - Assistant Coach.

Third Row: DE Jerry Mays (Texans), T Jim Tyrer (Texans), DT Ernie Ladd (Chargers), DE Mel Branch (Texans), TE Dave Kocurek (Chargers), TE Fred Arbanas (Texans), DE Earl Faison (Chargers), WR Lionel Taylor (Broncos), WR Don Norton (Chargers). Not pictured - LB Sherrill Headrick (Texans).

YEAR-BY-YEAR LEADERS

RUSHING

Year	Player	No.	Yds.	Avg.	LG	TD	Year	Player	No.	Yds.	Avg.	LG	TD
1960*	Abner Haynes	156	875	5.6	67	9	1983	Billy Jackson	152	499	3.3	19	2
1961	Abner Haynes	179	841	4.7	59	9	1984	Herman Heard	165	684	4.1	69	4
1962	Abner Haynes	221	1049	4.8	71	13	1985	Herman Heard	164	595	3.6	33	4
1963	Curtis McClinton	142	568	4.0	36	3	1986	Mike Pruitt	139	448	3.2	16	2
1964	Abner Haynes	137	713	5.2	80	4	1987	Christian Okoye	157	660	4.2	43	3
1965	Curtis McClinton	175	661	3.8	48	6	1988	Christian Okoye	105	473	4.5	48	3
1966	Mike Garrett	147	801	5.4	77	6	1989*	Christian Okoye	370	1480	4.0	59	12
1967	Mike Garrett	236	1087	4.6	58	9	1990	Barry Word	204	1015	5.0	53	4
1968	Robert Holmes	174	866	5.0	76	7	1991	Christian Okoye	225	1031	4.6	48	9
1969	Mike Garrett	168	732	4.4	34	6	1992	Barry Word	163	607	3.7	44	4
1970	Ed Podolak	168	749	4.5	65	3	1993	Marcus Allen	206	764	3.7	39	12
1971	Ed Podolak	184	708	3.8	25	9	1994	Marcus Allen	189	709	3.8	36	7
1972	Ed Podolak	171	615	3.6	28	4	1995	Marcus Allen	207	890	4.3	38	5
1973	Ed Podolak	210	721	3.4	25	3	1996	Marcus Allen	206	830	4.0	35	9
1974	Woody Green	135	509	3.8	43	3	1997	Greg Hill	157	550	3.5	38	0
1975	Woody Green	167	611	3.7	42	5	1998	Donnell Bennett	148	527	3.6	26	5
1976	MacArthur Lane	162	542	3.3	20	5	1999	Donnell Bennett	161	627	3.9	44	8
1977	Ed Podolak	133	550	4.1	41	5	2000	Tony Richardson	147	697	4.7	33	3
1978	Tony Reed	206	1053	5.1	62	6	2001*	Priest Holmes	327	1555	4.8	41	8
1979	Ted McKnight	153	755	4.9	84	8	2002	Priest Holmes	313	1615	5.2	56	21
1980	Ted McKnight	206	693	3.4	25	3	2003	Priest Holmes	320	1420	4.4	31	27
1981	Joe Delaney	234	1121	4.8	82	3	2004	Priest Holmes	196	892	4.6	33	14
1982	Joe Delaney	95	380	4.0	36	0							

PASSING

Year	Player	Att.-Comp.	Yds.	Pct.	TD	INT	Rate	Year	Player	Att.-Comp.	Yds.	Pct.	TD	INT	Rate
1960	Cotton Davidson	379-179	2474	47.2	15	16	64.5	1983	Bill Kenney	603-346	4348	57.4	24	18	80.8
1961	Cotton Davidson	330-151	2445	45.8	17	23	59.3	1984	Bill Kenney	282-151	2098	53.5	15	10	80.7
1962*	Len Dawson	310-189	2759	61.0	29	17	98.4	1985	Bill Kenney	338-181	2536	56.5	17	9	83.6
1963	Len Dawson	352-190	1369	54.0	26	19	77.6	1986	Bill Kenney	308-161	1922	52.3	13	11	70.8
1964*	Len Dawson	354-199	2879	56.2	30	18	89.9	1987	Bill Kenney	273-154	2107	56.4	15	9	85.8
1965	Len Dawson	305-163	2262	53.4	21	14	81.3	1988	Steve DeBerg	414-224	2935	54.1	16	16	73.5
1966*	Len Dawson	284-159	2527	56.0	26	10	101.9	1989	Steve DeBerg	324-196	2529	60.5	11	16	75.8
1967	Len Dawson	357-206	2651	57.7	24	17	83.5	1990	Steve DeBerg	444-258	3444	58.1	23	4	96.3
1968*	Len Dawson	224-131	2109	58.5	17	9	98.8	1991	Steve DeBerg	434-256	2965	59.0	17	14	79.3
1969	Len Dawson	166-98	1323	58.0	9	13	70.0	1992	Dave Krieg	413-230	3115	55.7	15	12	79.9
1970	Len Dawson	262-141	1876	53.8	13	14	71.3	1993	Joe Montana	298-181	2144	60.7	13	7	87.4
1971	Len Dawson	301-167	2504	55.2	15	13	81.8	1994	Joe Montana	493-299	3283	60.6	16	9	83.6
1972	Len Dawson	305-175	1835	57.4	13	12	73.1	1995	Steve Bono	520-293	3121	56.3	21	10	79.5
1973	Mike Livingston	145-75	916	51.7	6	7	65.2	1996	Steve Bono	438-235	2572	53.7	12	13	68.0
1974	Len Dawson	235-138	1573	58.7	7	13	66.0	1997	Elvis Grbac	314-179	1943	57.0	11	6	79.1
1975	Len Dawson	140-93	1095	66.4	5	4	89.9	1998	Rich Gannon	352-206	2305	58.2	10	6	80.1
1976	Mike Livingston	338-189	2682	59.5	12	13	77.9	1999	Elvis Grbac	499-294	3389	58.9	22	15	81.7
1977	Mike Livingston	282-143	1823	50.7	15	9	59.8	2000	Elvis Grbac	547-342	4169	59.6	28	14	89.9
1978	Mike Livingston	290-159	1573	54.8	5	13	57.3	2001	Trent Green	523-296	3783	56.6	17	24	71.1
1979	Steve Fuller	270-146	1484	54	6	14	55.8	2002	Trent Green	470-287	3690	61.1	26	13	92.6
1980	Steve Fuller	320-193	2250	60.3	10	12	76.1	2003	Trent Green	523-330	4039	63.1	24	12	92.6
1981	Bill Kenney	274-147	1983	53.6	9	16	63.8	2004	Trent Green	556-369	4591	66.4	27	17	95.2
1982	Bill Kenney	169-95	1192	56.2	7	6	77.0								

PASS RECEIVING

Year	Player	No.	Yds.	Avg.	LG	TD	Year	Player	No.	Yds.	Avg.	LG	TD
1960	Abner Haynes	55	576	10.5	34	3	1983	Carlos Carson	80	1351	16.9	50	7
1961	Chris Burford	51	850	16.7	54	5	1984	Henry Marshall	62	912	14.7	37	4
1962	Chris Burford	45	645	14.4	49	12	1985	Carlos Carson	47	843	17.9	34	4
1963	Chris Burford	68	824	12.1	69	9	1986	Stephone Paige	52	829	15.9	51	11
1964	Frank Jackson	62	943	15.2	72	9	1987	Carlos Carson	55	1044	19.0	81	7
1965	Chris Burford	47	575	12.2	57	6	1988	Stephone Paige	61	902	14.8	49	7
1966	Otis Taylor	58	1297	22.4	89	8	1989	Stephone Paige	44	759	17.3	50	2
1967	Otis Taylor	59	958	16.2	71	11	1990	Stephone Paige	65	1021	15.7	86	5
1968	Mike Garrett	33	359	10.9	43	3	1991	Robb Thomas	43	495	11.5	39	1
1969	Mike Garrett	43	432	10.0	41	2	1992	Todd McNair	44	380	8.6	36	1
1970	Otis Taylor	34	618	18.2	59	3	1993	Willie Davis	52	909	17.5	66	7
1971	Otis Taylor	57	1110	19.5	82	7	1994	Kimble Anders	67	525	7.8	30	1
1972	Otis Taylor	57	821	14.4	44	6	1995	Kimble Anders	85	349	6.3	28	1
1973	Ed Podolak	55	445	8.1	25	0	1996	Kimble Anders	60	529	8.8	45	2
1974	Ed Podolak	43	306	7.1	26	1	1997	Andre Rison	72	1092	15.2	45	7
1975	Ed Podolak	37	332	9.0	21	2	1998	Kimble Anders	64	462	7.2	29	2
1976*	MacArthur Lane	66	686	10.4	44	1	1999	Tony Gonzalez	76	849	11.2	73	11
1977	Walter White	48	674	14.0	48	5	2000	Tony Gonzalez	93	1203	12.9	39	9
1978	Tony Reed	48	483	10.1	44	1	2001	Tony Gonzalez	73	917	12.6	36	6
1979	Ted McKnight	38	226	6.0	24	0	2002	Priest Holmes	70	672	9.6	64	3
1980	Henry Marshall	47	799	17.0	75	6	2003	Priest Holmes	74	690	9.3	36	0
1981	J.T. Smith	63	852	13.5	42	2	2004*	Tony Gonzalez	102	1258	12.3	32	7
1982	Henry Marshall	40	549	13.7	44	3							

INTERCEPTIONS

Year	Player	No.	Yds.	Avg.	TD	Year	Player	No.	Yds.	Avg.	TD
1960	David Webster	6	156	26.0	2						
1961	David Webster	5	50	10.0	0						
1962	Bobby Hunt	8	101	12.7	0	1983	Deron Cherry	7	100	14.3	0
1963	Bobby Hunt	6	228	38.0	0	1984	Deron Cherry	7	140	20.0	0
1964	Bobby Hunt	7	133	19.0	1	1985	Albert Lewis	8	59	7.4	0
1965	Fred Williamson	7	89	12.7	0	1986*	Deron Cherry	9	150	16.7	0
1966*	Johnny Robinson	10	136	13.6	1	1987	Deron Cherry	3	58	19.3	0
	Bobby Hunt	10	113	11.3	0		Kevin Ross	3	40	13.3	0
1967	Fletcher Smith	6	150	25.0	0	1988	Deron Cherry	7	51	7.3	0
1968	Johnny Robinson	6	40	6.7	0	1989	Albert Lewis	4	37	9.3	0
1969*	Emmitt Thomas	9	147	18.4	1		Kevin Ross	4	29	7.3	0
1970*	Johnny Robinson	10	155	15.5	0	1990	Kevin Ross	5	97	19.4	0
1971	Emmitt Thomas	8	145	18.1	1	1991	Deron Cherry	4	31	7.8	0
1972*	Mike Sensibaugh	8	65	8.1	0	1992	Dale Carter	7	65	9.3	1
1973	Emmitt Thomas	3	65	21.6	0	1993	Albert Lewis	6	61	10.2	0
	Mike Sensibaugh	3	58	19.3	0	1994	Charles Mincy	3	49	16.3	0
	Willie Lanier	3	47	16.6	1	1995	Dale Carter	4	45	11.3	0
	Jim Kearney	3	30	10.0	0	1996	Mark Collins	6	45	7.5	0
1974*	Emmitt Thomas	12	214	18.8	2	1997*	Mark McMillian	8	274	34.3	3
1975	Emmitt Thomas	6	119	19.8	0	1998	James Hasty	4	42	10.5	0
1976	Kerry Reardon	5	26	5.2	0	1999	James Hasty	7	98	14.0	2
1977	Gary Barbaro	8	165	20.6	1	2000	James Hasty	4	53	13.3	0
1978	Tim Gray	6	118	19.7	0	2001	Eric Warfield	4	61	15.3	1
1979	Gary Barbaro	7	142	20.3	1	2002	Greg Wesley	6	170	28.3	0
1980	Gary Barbaro	10	163	16.3	0	2003	Greg Wesley	6	63	10.5	0
1981	Eric Harris	7	109	15.6	0		Dexter McCleon	6	-3	-0.5	0
1982	Eric Harris	3	66	22.0	1	2004	Greg Wesley	4	92	23.0	0
							Eric Warfield	4	49	12.3	1

SACKS

Year	Player	Sacks/Yds	Year	Player	Sacks/Yds	Year	Player	Sacks/Yds
1974	Marvin Upshaw	9.5/49.0	1985	Bill Maas	7.0/51.0	1995	Neil Smith	12.0/82.0
1975	Wilbur Young	9.5/73.0	1986	Art Still	10.5/77.0	1996	Derrick Thomas	13.0/109.0
1976	Lawrence Estes	5.0/52.0	1987	Mike Bell	6.5/44.0	1997	Dan Williams	10.5/57.5
1977	Wilbur Young	5.5/51.5	1988	Bill Maas	4.0/34.0	1998	Derrick Thomas	12.0/79.0
1978	Art Still	8.5/59.0	1989	Derrick Thomas	10.0/95.5	1999	Derrick Thomas	7.0/65.0
1979	Art Still	8.5/63.5	1990*	Derrick Thomas	20.0/150.0	2000	Eric Hicks	14.0/73.0
1980	Art Still	4.5/115.0	1991	Derrick Thomas	13.5/112.0	2001	Duane Clemons	7.0/68.5
1981	Ken Kramer	8.0/57.5	1992	Neil Smith	14.5/114.5	2002	Eric Hicks	9.0/69.5
1982	Art Still	4.0/34.0		Derrick Thomas	14.5/113.0	2003	Vonnie Holliday	5.5/50.0
1983	Mike Bell	10.0/62.0	1993*	Neil Smith	15.0/127.0	2004	Jared Allen	9.0/47.0
1984	Art Still	14.5/66.0	1994	Neil Smith	11.5/69.0			

Note: Sacks became recognized as an official NFL statistic in 1982. The Chiefs began recording sacks in 1974.

TACKLES

Year	Player	Tackles	Year	Player	Tackles	Year	Player	Tackles
1977	Willie Lanier	132 (88 solo)	1987	Dino Hackett	103 (74 solo)	1997	Reggie Tongue	142 (91 solo)
1978	Gary Spani	144 (102 solo)	1988	Deron Cherry	151 (90 solo)	1998	Donnie Edwards	151 (97 solo)
1979	Gary Spani	157 (115 solo)	1989	Deron Cherry	87 (45 solo)	1999	Donnie Edwards	143 (105 solo)
1980	Gary Spani	149 (96 solo)	1990	Dino Hackett	95 (53 solo)	2000	Donnie Edwards	151 (119 solo)
1981	Gary Spani	153 (104 solo)	1991	Deron Cherry	116 (59 solo)	2001	Donnie Edwards	147 (112 solo)
1982	Art Still	68 (44 solo)	1992	Tracy Simien	97 (56 solo)	2002	Mike Maslowski	162 (109 solo)
1983	Jerry Blanton	136 (83 solo)	1993	Tracy Simien	105 (68 solo)	2003	Scott Fujita	151 (110 solo)
1984	Art Still	131 (107 solo)	1994	Tracy Simien	99 (65 solo)	2004	Scott Fujita	112 (71 solo)
1985	Deron Cherry	134 (85 solo)	1995	Tracy Simien	106 (75 solo)			
1986	Dino Hackett	140 (78 solo)	1996	Mark Collins	119 (94 solo)			

Note: The Chiefs began recording tackle totals in 1977.

SPECIAL TEAMS TACKLES

Year	Player	Tackles	Year	Player	Tackles	Year	Player	Tackles
1982	Al Steinfeld	18 (13 solo)	1991	Tim Barnett	15 (12 solo)	1996	Greg Manuskus	26 (20 solo)
1983	Albert Lewis	27 (23 solo)	1992	Bennie Thompson	27 (20 solo)	1997	Greg Manuskus	25 (20 solo)
1984	Ken Jolly	28 (19 solo)	1993	Fred Jones	14 (14 solo)	1998	Greg Manuskus	23 (14 solo)
1985	Walt Arnold	20 (12 solo)		Todd McNair	14 (11 solo)	1999	Greg Manuskus	27 (19 solo)
1986	Sherman Cocroft	22 (21 solo)		Bennie Thompson	14 (11 solo)	2000	Mike Maslowski	25 (20 solo)
1987	Tim Cofield	19 (10 solo)	1994	Greg Manuskus	23 (22 solo)	2001	Gary Stills	18 (14 solo)
1988	Angelo Snipes	26 (17 solo)		Monty Grow	23 (21 solo)	2002	Gary Stills	34 (25 solo)
1989	Rob McGovern	24 (18 solo)	1995	Greg Manuskus	23 (18 solo)	2003	Gary Stills	29 (24 solo)
1990	Todd McNair	27 (22 solo)		Tracy Rogers	23 (15 solo)	2004	Gary Stills	25 (19 solo)

Note: The Chiefs began recording special teams tackle totals in 1982.

PUNTING

Year	Player	No.	Yds.	Avg.	In 20	LG	Year	Player	No.	Yds.	Avg.	In 20	LG
1960	Cotton Davidson	58	2287	39.4	—	—	1983	Jim Arnold	93	3710	39.9	21	64
1961	Cotton Davidson	61	2479	40.6	—	62	1984	Jim Arnold	98	4397	44.9	22	63
1962	Eddie Wilson	47	1691	36.0	—	52	1985	Jim Arnold	93	3827	41.2	15	62
1963	Jerrel Wilson	61	2628	43.1	—	72	1986	Lewis Colbert	99	4033	40.7	23	56
1964	Jerrel Wilson	78	3326	42.6	—	70	1987	Kelly Goodburn	59	2412	40.9	13	55
1965*	Jerrel Wilson	69	3132	45.4	—	64	1988	Kelly Goodburn	76	3059	40.3	10	59
1966	Jerrel Wilson	62	2715	43.8	—	69	1989	Kelly Goodburn	67	2688	40.1	25	54
1967	Jerrel Wilson	41	1739	42.4	—	59	1990	Bryan Barker	64	2479	38.7	16	56
1968*	Jerrel Wilson	63	2841	45.1	—	70	1991	Bryan Barker	57	2303	40.4	11	57
1969	Jerrel Wilson	68	3022	44.4	—	62	1992	Bryan Barker	75	3245	43.3	16	65
1970	Jerrel Wilson	76	3415	44.9	—	68	1993	Bryan Barker	76	3240	42.6	19	59
1971	Jerrel Wilson	64	2864	44.8	—	68	1994	Louie Aguiar	85	3582	42.1	15	61
1972*	Jerrel Wilson	66	2960	44.8	—	69	1995	Louie Aguiar	91	3990	43.8	29	65
1973*	Jerrel Wilson	80	3642	45.5	—	68	1996	Louie Aguiar	88	3667	41.7	25	68
1974	Jerrel Wilson	83	3462	41.7	—	64	1997	Louie Aguiar	82	3465	42.3	28	65
1975	Jerrel Wilson	54	2233	41.4	—	64	1998	Louie Aguiar	75	3226	43.0	20	59
1976	Jerrel Wilson	65	2729	42.0	15	62	1999	Daniel Pope	101	4218	41.8	20	64
1977	Jerrel Wilson	88	3510	39.4	11	59	2000	Todd Sauerbrun	82	3656	44.6	28	68
1978	Zenon Andrusyshyn	79	3247	41.1	18	61	2001	Dan Stryzinski	73	2976	40.8	27	76
1979*	Bob Grupp	89	3883	43.6	23	74	2002	Dan Stryzinski	64	2422	37.8	15	56
1980	Bob Grupp	84	3317	39.5	23	57	2003	Jason Baker	80	3156	39.5	21	68
1981	Bob Grupp	41	1556	38.0	5	57	2004	Steve Cheek	42	1643	39.1	8	55
1982	Jeff Gossett	33	1366	41.4	6	56							

PUNT RETURNS

Year	Player	No.	Yds.	Avg.	LG	TD	Year	Player	No.	Yds.	Avg.	LG	TD
1960	Abner Haynes	14	215	15.4	46	0	1983	J.T. Smith	26	210	8.1	19	0
1961	Abner Haynes	19	196	10.3	44	0	1984	J.T. Smith	29	332	8.5	27	0
1962	Frank Jackson	11	117	10.6	29	0	1985	Garcia Lane	43	381	8.9	57	0
1963	Frank Jackson	11	95	8.6	17	0	1986	Jeff Smith	29	245	8.4	48	0
1964	Willie Mitchell	18	167	9.3	36	0	1987	Michael Clemons	19	162	8.5	44	0
1965	Willie Mitchell	19	242	12.7	71	1	1988	Kitrick Taylor	29	187	6.4	16	0
1966	Mike Garrett	17	139	8.2	79	1	1989	Pete Mandley	19	151	7.9	19	0
1967	Noland Smith	26	212	8.2	59	0	1990	Naz Worthen	25	180	7.2	37	0
1968*	Noland Smith	18	270	15.0	80	1	1991	Troy Stadford	22	150	6.8	18	0
1969	Noland Smith	9	107	11.9	80	0	1992	Dale Carter	38	398	10.5	86	2
1970*	Ed Podolak	23	311	13.5	60	0	1993	Dale Carter	27	247	9.1	30	0
1971	Ed Podolak	13	84	6.5	23	0	1994	Danan Hughes	27	192	7.1	43	0
1972	Larry Marshall	18	103	5.7	29	0	1995	Tamarick Vanover	51	540	10.6	86	1
1973	Larry Marshall	29	180	6.2	31	0	1996	Tamarick Vanover	17	116	6.8	24	0
1974	Ed Podolak	15	134	8.9	54	0	1997	Tamarick Vanover	35	383	10.9	82	1
1975	Charlie Thomas	12	112	9.3	34	0	1998	Tamarick Vanover	27	264	9.8	37	0
1976	Larry Brunson	31	387	12.5	48	0	1999	Tamarick Vanover	51	627	12.3	80	2
1977	Gary Green	14	115	8.2	18	0	2000	Kevin Lockett	26	208	8.0	26	0
1978	Eddie Payton	32	364	11.4	39	0	2001	Dante Hall	32	235	7.3	26	0
1979	J.T. Smith	58	612	10.6	88	2	2002	Dante Hall	29	390	13.4	90	2
1980*	J.T. Smith	40	581	14.5	75	2	2003	Dante Hall	29	472	16.3	93	2
1981	J.T. Smith	50	528	10.6	62	0	2004	Dante Hall	23	232	10.1	46	0
1982	Anthony Hancock	12	103	8.6	30	0							

KICKOFF RETURNS

Year	Player	No.	Yds.	Avg.	LG	TD	Year	Player	No.	Yds.	Avg.	LG	TD
1960	Abner Haynes	19	434	22.8	82	0	1983	Theotis Brown	15	301	20.1	46	0
1961*	Dave Grayson	16	453	28.3	73	0	1984	J.T. Smith	19	391	20.6	39	0
1962	Dave Grayson	18	535	29.7	59	0	1985	Jeff Smith	33	654	19.8	39	0
1963	Dave Grayson	20	564	28.2	99	1	1986	Boyce Green	10	254	25.4	97	1
1964	Dave Grayson	30	679	22.6	80	0	1987*	Paul Palmer	38	923	24.3	95	2
1965	Bert Coan	19	479	25.2	52	0	1988	Kenny Gamble	15	291	19.4	31	0
1966	Emmitt Thomas	29	673	23.2	63	0	1989	Danny Copeland	26	466	17.9	36	0
1967	Noland Smith	41	1148	28.0	106	1	1990	Todd McNair	14	227	16.2	23	0
1968	Willard Smith	23	549	23.9	37	0	1991	Harvey Williams	24	524	21.8	76	0
1969	Warren McVea	13	318	24.5	40	0	1992	Harvey Williams	21	405	19.3	37	0
1970	Robert Holmes	19	535	28.2	48	0	1993	Danan Hughes	14	266	19.0	30	0
1971	Kerry Reardon	12	308	25.7	41	0	1994	Ron Dickerson	21	472	22.5	62	0
1972	Larry Marshall	23	651	28.3	48	0	1995	Tamarick Vanover	43	1095	25.5	99	2
1973	Larry Marshall	14	391	27.9	38	0	1996*	Tamarick Vanover	33	854	25.9	97	1
1974	Bill Thomas	25	571	22.8	33	0	1997	Tamarick Vanover	51	1308	25.6	94	1
1975	Reggie Craig	10	247	24.7	63	0	1998	Tamarick Vanover	41	956	23.3	62	0
1976	Lawrence Williams	25	688	27.6	64	0	1999	Tamarick Vanover	44	886	20.1	29	0
1977	Ted McKnight	12	305	25.4	70	0	2000	Michael Cloud	36	779	21.6	38	0
1978	Eddie Payton	30	775	25.8	66	0	2001	Dante Hall	43	969	22.5	71	0
1979	Horace Belton	22	463	21.0	52	0	2002	Dante Hall	57	1354	23.8	88	1
1980	Carlos Carson	40	917	22.9	47	0	2003*	Dante Hall	57	1478	25.9	100	2
1981	James Murphy	20	457	22.9	46	0	2004	Dante Hall	68	1718	25.3	97	2
1982	Anthony Hancock	27	609	22.6	68	0							

LEADING SCORER

Year	Player	TD	PAT	FG	Points	Year	Player	TD	PAT	FG	Points
1960	Jack Spikes	5	34	13	103	1983	Nick Lowery	0	44	24	116
1961	Jack Spikes	5	10	4	54	1984	Nick Lowery	0	35	23	104
1962	Abner Haynes	19	0	0	114	1985	Nick Lowery	0	35	24	107
1963	Chris Burford	9	1#	0	56	1986	Nick Lowery	0	43	19	100
1964	Tommy Brooker	0	46	8	70	1987	Nick Lowery	0	26	19	83
1965	Tommy Brooker	0	37	13	76	1988	Nick Lowery	0	23	27	104
1966	Mike Mercer	0	35	20	93	1989	Nick Lowery	0	34	24	106
1967	Jan Stenerud	0	45	21	108	1990*	Nick Lowery	0	37	34	139
1968	Jan Stenerud	0	39	30	129	1991	Nick Lowery	0	35	25	110
1969	Jan Stenerud	0	38	27	119	1992	Nick Lowery	0	39	22	105
1970	Jan Stenerud	0	26	30	116	1993	Nick Lowery	0	37	23	106
1971	Jan Stenerud	0	32	26	110	1994	Lin Elliott	0	30	25	105
1972	Jan Stenerud	0	32	21	95	1995	Lin Elliott	0	34	24	106
1973	Jan Stenerud	0	21	24	93	1996	Pete Stoyanovich	0	34	17	85
1974	Jan Stenerud	0	24	17	75	1997	Pete Stoyanovich	0	35	26	113
1975	Jan Stenerud	0	30	22	96	1998	Pete Stoyanovich	0	34	27	115
1976	Jan Stenerud	0	27	21	90	1999	Pete Stoyanovich	0	45	21	108
1977	Jan Stenerud	0	27	8	51	2000	Todd Peterson	0	25	15	70
1978	Jan Stenerud	0	25	20	85	2001	Todd Peterson	0	27	27	108
1979	Jan Stenerud	0	23	12	64	2002*	Priest Holmes	24	0	0	144
1980	Nick Lowery	0	37	20	97	2003	Priest Holmes	27	0	0	162
1981	Nick Lowery	0	37	26	115	2004	Lawrence Tynes	0	58	17	109
1982	Nick Lowery	0	17	19	74						

LEADING NON-KICK SCORER

Year	Player	Rush TD	Rec TD	Ret TD	Points	Year	Player	Rush TD	Rec TD	Ret TD	Points
1960	Abner Haynes	9	3	0	72	1983	Theotis Brown	8	2	0	60
1961	Abner Haynes	9	3	1	78	1984	6 Players Tied	-	-	-	24
1962	Abner Haynes	13	6	0	114	1985	Stephone Paige	0	10	0	60
1963	Chris Burford	0	9	0	56#	1986	Stephone Paige	0	11	0	66
1964	Frank Jackson	0	9	0	54	1987	Carlos Carson	0	7	0	42
1965	Curtis McClinton	6	3	0	54	1988	Stephone Paige	0	7	0	42
1966	Bert Coan	7	2	0	54	1989	Christian Okoye	12	0	0	72
	Curtis McClinton	4	5	0	54	1990	Christian Okoye	7	0	0	42
1967	Otis Taylor	1	11	0	72	1991	Christian Okoye	9	0	0	54
1968	Robert Holmes	7	0	0	42	1992	Christian Okoye	6	0	0	36
1969	Mike Garrett	6	2	0	48	1993*	Marcus Allen	12	3	0	90
1970	Wendell Hayes	5	0	0	30	1994	Marcus Allen	7	0	0	44#
1971	Ed Podolak	9	0	0	54	1995	Marcus Allen	5	0	0	30
1972	Otis Taylor	0	6	0	36		Steve Bono	5	0	0	30
	Ed Podolak	4	2	0	36		Willie Davis	0	5	0	30
1973	Otis Taylor	0	4	0	24		Tamarick Vanover	0	2	3	30
1974	Woody Green	3	1	0	24	1996	Marcus Allen	9	0	0	54
1975	Woody Green	5	1	0	36	1997	Marcus Allen	11	0	0	66
1976	Walter White	0	7	0	42	1998	Bam Morris	8	0	0	48
1977	Ed Podolak	5	0	0	30	1999	Tony Gonzalez	0	11	0	66
	Walter White	0	5	0	30	2000	Derrick Alexander	0	10	0	60
1978	Arnold Morgado	7	0	0	42	2001	Priest Holmes	8	2	0	60
	Tony Reed	6	1	0	42	2002*	Priest Holmes	21	3	0	144
1979	Ted McKnight	8	0	0	48	2003*	Priest Holmes	27	0	0	162
1980	Henry Marshall	0	6	0	36	2004	Priest Holmes	15	0	0	90
1981	Billy Jackson	10	1	0	66						
1982	Billy Jackson	3	0	0	18						
	Henry Marshall	0	3	0	18						

#Includes two-point conversion *AFL/NFL Leader

KC ASSISTANTS WHO BECAME NFL HEAD COACHES

Chiefs Assistant	Years	NFL Head Coach	Years
Tom Bettis	1966-77, '88	Kansas City	1977
Bud Carson	1983-85	Cleveland	1989-90
Bill Cowher	1989-91	Pittsburgh	1992-05
Gunther Cunningham	1995-98, '04-05	Kansas City	1999-00
Tony Dungy	1989-91	Tampa Bay	1996-01
		Indianapolis	2002-05
Herman Edwards	1993-94	N.Y. Jets	2001-05
Frank Ganz	1981-82, '86	Kansas City	1987-88
Bobby Ross	1978-81	San Diego	1992-96
		Detroit	1997-00
Rod Rust	1978-82, '88	New England	1990
Richard Williamson	1983-86	Tampa Bay	1990-91

NFL RANKING BY YARDAGE

(Compiled Since 1971)

Year	Total	OFFENSE		Total	DEFENSE	
		Rushing	Passing		Rushing	Passing
1971	9	12	7	7	3	24
1972	17	16	18†	15	11	18
1973	20	19	19	7	9	4
1974	16	17	15	25	12	25
1975	15	15	12	25	25	20
1976	7	22	1	27	27	24
1977	16	20	12	28	28	14
1978	15	2	27	20	18	17
1979	27	13	28	12	6	22
1980	28	18†	27	18	21	10
1981	17	3	25	17	3	23
1982	25	21	21	10	19	10
1983	9	28	3	14	20	10
1984	17	27	7	24	16	23
1985	22	28	11	21	20	20
1986	28	27	21	8	11	12
1987	24	19	26	27	27	22
1988	22	22	16	10	28	1
1989	13	4	21	2	12	2
1990	7	10	9	16	12	17
1991	5	3	14	13	18	16
1992	25	23	20	5	15	2
1993	16	20	15	11	9	14
1994	5	11	7	12	16	10
1995	14	1	25	2	3	5
1996	22	4	26	18	13	22
1997	14	5	24	11	7	16
1998	19	23	16	9	18	7
1999	12	4	22	14	11	16
2000	8	25	5	18	17	20
2001	5	6	5	23	27	14
2002	4	3	11	32	24	31
2003	2	15	2	29	30	20
2004	1	5	4	31	12	32

†Tied for position

OFFENSE YEAR-BY-YEAR

Year	Total Plays	First Downs	Rush Yards	Pass Yards	Total Yards	Total Points	Year	Total Plays	First Downs	Rush Yards	Pass Yards	Total Yards	Total Points
1960	918	255	1814	2831	4645	362	1985	982	258	1486	3391	4877	317
1961	838	234	2183	2576	4759	334	1986	1003	264	1468	2750	4218	358
1962	840	259	2407	2455	4862	389	1987#	899	265	1799	2619	4418	273
1963	872	250	1697	2651	4348	347	1988	1019	289	1713	3131	4844	254
1964	871	244	1839	2871	4710	366	1989	1017	304	2227	3038	5265	318
1965	833	228	1736	2554	4290	322	1990	975	280	1948	3267	5215	369
1966	846	266	2274	2840	5114	448	1991	1021	322	2217	3104	5321	322
1967	872	251	2018	2472	4490	408	1992	907	246	1532	2792	4324	348
1968	831	223	2227	2276	4503	371	1993	970	300	1655	3180	4835	328
1969	899	258	2220	2387	4607	359	1994	1098	322	1732	3960	5692	319
1970	770	183	1858	1719	3577	272	1995	1059	295	2222	3020	5242	358
1971	836	240	1843	2347	4190	302	1996	1045	312	2009	2890	4899	297
1972	894	245	1915	2041	3956	287	1997	1054	315	2171	2893	5064	375
1973	863	208	1793	1743	3536	231	1998	1012	289	1548	3260	4808	327
1974	901	224	1720	2108	3828	233	1999	1049	282	2082	3239	5321	390
1975	933	261	1847	2360	4207	282	2000	999	321	1465	4149	5614	355
1976	959	275	1873	2929	4804	290	2001	1015	324	2008	3665	5673	320
1977	878	228	1843	2093	3936	225	2002	965	343	2378	3622	6000	467
1978	1054	287	2986	1834	4820	243	2003	1003	348	1929	3981	5910	484
1979	972	241	2316	1660	3976	238	2004	1089	398	2289	4406	6695	483
1980	1009	270	1873	2448	4321	319	Bold Denotes Club Record <i>Italics Denotes NFL Record</i> Yardages Net *Nine Games #15 Games						
1981	1057	315	2633	2640	5273	343							
1982*	573	163	943	1555	2498	176							
1983	1074	314	1254	4341	5595	386							
1984	1034	295	1527	3568	5095	314							

DEFENSE YEAR-BY-YEAR

Year	Total Plays	First Downs	Rush Yards	Pass Yards	Total Yards	Total Points	Year	Total Plays	First Downs	Rush Yards	Pass Yards	Total Yards	Total Points
1960	924	253	980	3002	3982	253	1985	1126	336	2169	3489	5658	360
1961	844	248	1526	3077	4602	343	1986	1098	310	1739	3195	4934	326
1962	848	239	1250	2701	3951	233	1987#	1045	344	2333	3306	5639	388
1963	856	228	1559	2629	4187	263	1988	1042	318	2592	2434	5026	320
1964	856	204	1315	2620	3935	306	1989	952	253	1766	2527	4293	253
1965	847	200	1366	2457	3749	285	1990	945	268	1640	3241	4881	257
1966	873	222	1356	2614	3970	276	1991	927	275	1770	3228	4998	252
1967	843	221	1408	2536	3944	254	1992	949	256	1767	2537	4324	282
1968	900	215	1266	2823	4089	170	1993	1013	300	1620	3151	4771	291
1969	808	181	1081	2072	3163	177	1994	989	289	1734	3266	5000	298
1970	851	226	1657	2010	3667	244	1995	1047	289	1327	3222	4549	241
1971	813	223	1337	2506	3770	208	1996	1008	296	1666	3538	5204	300
1972	853	227	1805	2222	4027	254	1997	974	278	1621	3259	4880	232
1973	856	209	1956	1619	3575	192	1998	1010	321	1869	2985	4854	363
1974	936	267	1801	2663	4464	293	1999	1033	281	1557	3482	5039	322
1975	915	289	2712	2512	5224	341	2000	1041	330	1809	3417	5280	354
1976	899	309	2861	2496	5359	376	2001	1003	296	2140	3164	5304	344
1977	992	304	2971	2022	4993	349	2002	1081	367	2067	4181	6248	399
1978	995	284	2389	2582	4971	327	2003	1054	322	2344	3363	5707	332
1979	1088	297	1847	3124	4971	262	2004	960	327	1834	4203	6037	435
1980	1096	328	2206	3109	5315	336	Bold Denotes Club Record <i>Italics Denotes NFL Record</i> Yardages Net *Nine Games #15 Games						
1981	1102	316	1747	3626	5373	290							
1982*	556	170	1066	1667	2733	184							
1983	1089	319	2275	3111	5386	367							
1984	1159	335	1982	3645	5625	324							

TURNOVERS YEAR-BY-YEAR

YEAR	INTS	TAKEAWAYS		TOTAL	INTS	GIVEAWAYS		RATIO
		FUMBLES	TOTAL			FUMBLES	TOTAL	
1960	27	16	43	19	18	37	+6	
1961	20	18	38	18	18	37	+2	
1962	32	17	49	17	14	31	+18	
1963	26	19	45	22	16	38	+7	
1964	28	19	47	21	19	40	+7	
1965	20	13	33	20	21	41	-8	
1966	33	8	41	15	16	31	+10	
1967	31	11	42	19	8	27	+15	
1968	37	12	49	11	16	27	+22	
1969	32	15	47	20	19	39	+8	
1970	31	12	43	16	15	31	+12	
1971	27	7	34	13	13	26	+8	
1972	24	19	43	20	12	32	+11	
1973	21	18	39	13	18	31	+8	
1974	28	16	44	25	13	38	+6	
1975	20	22	42	15	18	33	+9	
1976	23	20	43	17	16	33	+10	
1977	21	23	44	26	21	47	-3	
1978	21	14	35	16	18	34	+1	
1979	23	14	37	18	18	36	+1	
1980	28	15	43	14	16	30	+13	
1981	26	21	47	22	24	46	*1	
1982*	12	10	22	8	4	12	+10	
1983	30	21	51	19	19	38	+13	
1984	30	11	41	22	15	37	+5	
1985	27	14	41	23	11	34	+7	
1986	31	18	49	18	17	35	+14	
1987#	11	17	28	17	24	41	-13	
1988	18	13	31	21	12	33	-2	
1989	15	18	33	23	18	41	-8	
1990	20	25†	45†	5†	14	19	+26†	
1991	15	18	33	14	8†	22	+11	
1992	24	15	39	12	9	21	+18†	
1993	21	17	38	10	18	28	+10	
1994	12	26†	38	14	12	26	+12	
1995	16	17	33	10	11	21	+12†	
1996	17	10	27	14	10	24	+3	
1997	21	13	34	10	10	20	+14	
1998	13	20	33	18	14	32	+1	
1999	25	20	45	15	9	24	+21†	
2000	15	14	29	15	11	26	+3	
2001	13	13	26	24	9	33	-7	
2002	18	13	31	13	2	15	+16	
2003	25	12	37	12	6	19	+19†	
2004	13	8	21	17	10	27	-6	

Bold Denotes Club Record †Denotes NFL Season Leader *Nine Games #15 Games
 Note: Chiefs six straight years (1990-95) with a +10 turnover ratio is an NFL record.

SUPERLATIVES

CAREER LEADERS

GAMES PLAYED

(Includes all players with 100 games played)

Player	Games Played	Player	Games Played
1. Nick Lowery (1980-93)	212	31. Art Still (1978-87)	136
2. Jerrel Wilson (1963-77)	203	Jonathan Hayes (1985-93)	136
3. Will Shields (1993-04)	192	33. Mike Bell (1979-85, '87-91)	135
4. Jan Stenerud (1967-79)	186	34. Otis Taylor (1965-75)	130
5. Len Dawson (1962-75)	183	35. E.J. Holub (1961-70)	127
6. Buck Buchanan (1963-75)	182	Tony Gonzalez (1997-04)	127
7. Emmitt Thomas (1966-78)	181	37. Matt Herkenhoff (1976-85)	125
8. Jim Tyrer (1961-73)	180	Stephone Paige (1983-91)	125
9. John Alt (1984-96)	179	Dan Saleaumua (1989-96)	125
10. Jack Rudnay (1970-82)	178	40. Gary Spani (1978-86)	124
11. Ed Budde (1963-76)	177	Kimble Anders (1991-00)	124
12. Tim Grunhard (1990-00)	169	42. Jerome Woods (1996-04)	121
Derrick Thomas (1989-99)	169	43. Carlos Carson (1980-89)	120
14. Bobby Bell (1963-74)	168	44. Charlie Getty (1974-82)	119
15. Henry Marshall (1976-87)	165	45. Fred Arbanas (1962-70)	118
16. Johnny Robinson (1960-71)	164	Dave Lindstrom (1978-85)	118
17. Kevin Ross (1984-93, '97)	156	46. Bill Maas (1984-92)	116
18. John Lynch (1967-77)	151	47. Jim Kearney (1967-75)	115
19. Dave Hill (1963-74)	150	48. Sherrill Headrick (1960-67)	108
Albert Lewis (1983-93)	150	49. Ed Beckman (1977-84)	107
21. Willie Lanier (1967-77)	149	Curtis McClinton (1962-69)	107
22. Deron Cherry (1981-91)	148	51. Bill Kenney (1980-88)	106
23. Tom Condon (1974-84)	147	52. John Browning (1996-04)	105
Tony Richardson (1995-04)	147	53. Dale Carter (1992-98)	104
25. Lloyd Burruss (1981-91)	145	Ed Podolak (1969-77)	104
26. Dave Szott (1990-00)	142	Eric Warfield (1998-04)	104
27. Jerry Mays (1961-70)	140	56. Leonard Griffin (1986-93)	103
28. Rich Baldinger (1983-92)	139	57. Chris Burford (1960-67)	103
Dave Lutz (1983-92)	139	58. Gary Barbaro (1976-82)	101
30. Neil Smith (1988-96)	138	59. Gary Green (1977-83)	100
		Whitney Paul (1976-81, '86)	100

GAMES STARTED

(Includes all players with 100 games started, compiled since 1968)

Player	Games Started	Player	Games Started
1. Will Shields (1993-04)	191	16. Neil Smith (1988-96)	127
2. Jack Rudnay (1970-82)	171	17. Deron Cherry (1981-91)	124
3. Tim Grunhard (1990-00)	164	18. Dave Lutz (1983-92)	123
4. Len Dawson (1962-75)	158*	19. Matt Herkenhoff (1976-85)	122
5. Derrick Thomas (1989-99)	157	20. Dan Saleaumua (1989-96)	117
6. John Alt (1984-96)	149	21. Jim Kearney (1967-75)	112**
7. Emmitt Thomas (1966-78)	148**	22. Bill Maas (1984-91)	111
8. Kevin Ross (1984-93, '97)	144	Tony Gonzalez (1997-04)	111
9. Willie Lanier (1967-77)	137**	23. Buck Buchanan (1963-75)	109**
Jim Lynch (1967-77)	137**	24. Gary Spani (1978-86)	108
11. Dave Szott (1990-00)	136	25. Charlie Getty (1974-82)	104
12. Henry Marshall (1976-87)	135	Jerome Woods (1996-04)	105
13. Art Still (1978-81)	133	26. Lloyd Burruss (1981-91)	103
14. Tom Condon (1974-84)	130	27. Gary Barbaro (1976-82)	101
15. Albert Lewis (1983-93)	128	28. Mike Bell (1979-85, '87-91)	100

* Includes all of Dawson's starts dating back to 1962.

** Does not include starts prior to 1968.

RUSHING

(Includes all players with 1,000 rushing yards)

Player	No.	Yds.	Avg.	TD
1. Priest Holmes (2001-04)	1156	5482	4.7	70
2. Christian Okoye (1987-92)	1246	4857	3.9	40
3. Ed Podolak (1969-77)	1157	4451	3.8	34
4. Abner Haynes (1960-64)	792	3837	4.8	39
5. Marcus Allen (1993-97)	932	3698	4.0	44
6. Mike Garrett (1966-70)	736	3246	4.4	23
7. Curtis McCClinton (1962-69)	762	3124	4.1	18
8. Herman Heard (1984-89)	651	2694	4.1	13
9. Wendell Hayes (1968-74)	668	2560	3.8	18
10. Greg Hill (1994-97)	588	2436	4.1	6
11. Ted McKnight (1977-81)	528	2344	4.4	22
12. Barry Word (1990-92)	527	2306	4.4	12
13. Kimble Anders (1991-00)	490	2261	4.6	9
14. Tony Reed (1977-80)	513	2184	4.3	8
15. Donnell Bennett (1994-00)	519	1902	3.7	17
16. Robert Holmes (1968-71)	390	1689	4.3	12
17. Tony Richardson (1995-04)	389	1556	4.0	15
18. Joe Delaney (1981-82)	321	1501	4.6	3
19. Woody Green (1974-76)	375	1442	3.8	11
20. Jack Spikes (1960-64)	329	1392	4.2	12
21. Billy Jackson (1981-84)	399	1365	3.4	16
22. Len Dawson (1962-75)	283	1253	4.4	9
23. Bert Coan (1963-68)	273	1249	4.6	15
24. MacArthur Lane (1975-78)	318	1209	3.8	8
25. Mack Lee Hill (1964-65)	230	1203	5.2	6
26. Warren McVea (1969-73)	239	1053	4.4	10
27. James Hadnot (1980-83)	266	1029	3.9	5

RECEPTIONS

(Includes all players with 100 receptions)

Player	No.	Yds.	Avg.	TD
1. Tony Gonzalez (1997-04)	570	6905	12.1	54
2. Henry Marshall (1976-87)	416	6545	15.7	33
3. Otis Taylor (1965-75)	410	7306	17.8	57
4. Chris Burford (1960-67)	391	5525	14.1	55
5. Stephone Paige (1983-91)	377	6341	16.8	49
6. Kimble Anders (1991-00)	369	2829	7.7	9
7. Carlos Carson (1980-89)	351	6360	18.1	33
8. Ed Podolak (1969-77)	288	2456	8.5	6
9. Priest Holmes (2001-04)	225	2163	9.6	6
10. Derrick Alexander (1998-01)	213	3685	17.3	19
11. Fred Arbanas (1962-70)	198	3101	15.7	34
12. Abner Haynes (1960-65)	197	2709	13.8	17
13. Eddie Kennison (2001-04)	187	3167	16.9	15
14. Todd McNair (1989-93, '96)	186	1856	10.0	6
15. J.J. Birden (1990-94)	183	2819	15.4	7
16. Willie Davis (1991-95)	172	3014	17.5	20
17. Tony Richardson (1995-04)	168	1230	7.3	8
18. J.T. Smith (1978-84)	167	2273	13.6	8
19. Walter White (1975-79)	163	2396	14.7	16
Frank Jackson (1961-65)	163	2516	15.4	21
21. Curtis McCClinton (1960-69)	154	1945	12.6	14
22. Emile Harry (1986-92)	149	1999	13.4	9
23. Marcus Allen (1993-97)	141	1153	8.2	3
24. Mike Garrett (1966-70)	141	1231	8.7	7
25. Tony Reed (1977-80)	138	1382	10.0	2
26. Jonathon Hayes (1985-93)	135	1541	11.4	12
27. Johnnie Morton (2002-04)	134	1932	14.4	8
28. Andre Rison (1997-99)	133	1852	13.9	12
29. Herman Heard (1984-89)	132	1125	8.5	3
30. Keith Cash (1992-96)	111	1046	9.4	9
31. Lake Dawson (1994-97)	103	1406	13.7	10

RECEIVING YARDS

(Includes all players with 1,000 receiving yards)

Player	Yds.	No.	Avg.	TD
1. Otis Taylor (1965-75)	7306	730	17.8	57
2. Tony Gonzalez (1997-04)	6905	570	12.1	54
3. Henry Marshall (1976-87)	6545	416	15.7	33
4. Carlos Carson (1980-89)	6360	351	18.1	33
5. Stephone Paige (1983-91)	6341	377	16.8	49
6. Chris Burford (1960-67)	5505	391	14.1	55
7. Derrick Alexander (1998-01)	3685	213	17.3	19
8. Eddie Kennison (2001-04)	3167	187	16.9	15
9. Fred Arbanas (1962-70)	3101	198	15.7	34
10. Willie Davis (1991-95)	3014	172	17.5	20
11. Kimble Anders (1991-00)	2829	369	7.7	9
12. J.J. Birden (1990-94)	2819	183	15.4	7
13. Abner Haynes (1960-65)	2709	197	13.8	17
14. Frank Jackson (1961-65)	2516	163	15.4	21
15. Ed Podolak (1969-77)	2456	288	8.5	6
16. Walter White (1975-79)	2396	163	14.7	16
17. J.T. Smith (1978-84)	2273	167	13.6	8
18. Priest Holmes (2001-04)	2163	225	9.6	6
19. Emile Harry (1986-92)	1999	149	13.4	9
20. Curtis McClinton (1962-69)	1945	154	12.6	14
21. Johnnie Morton (2002-04)	1932	134	14.4	8
22. Todd McNair (1989-93, '96)	1856	186	10.0	6
23. Andre Rison (1997-99)	1852	133	13.4	12
24. Larry Brunson (1974-77)	1723	98	17.6	5
25. Jonathan Hayes (1985-93)	1541	135	11.4	12
26. Frank Pitts (1965-70)	1450	78	18.6	11
27. Lake Dawson (1994-97)	1406	103	13.7	10
28. Tony Reed (1977-80)	1382	138	10.0	2
29. Gloster Richardson (1967-70)	1358	62	21.9	12
30. Mike Garrett (1966-70)	1231	141	8.7	7
31. Tony Richardson (1995-04)	1230	168	7.3	8
32. Johnny Robinson (1960-71)	1228	77	15.9	9
33. MacArthur Lane (1975-78)	1207	130	9.3	1
34. Tim Barnett (1991-93)	1188	82	14.5	10
35. Kevin Lockett (1997-00)	1164	87	13.4	4
36. Marcus Allen (1993-97)	1153	141	8.2	3
37. Herman Heard (1984-89)	1125	132	8.5	3
38. Robb Thomas (1989-91)	1098	92	11.9	7
39. Elmo Wright (1971-74)	1070	66	16.2	6
40. Keith Cash (1992-96)	1046	111	9.4	9

PASSING

(Includes all players with 4,000 passing yards)

Player	Att.	Comp.	Yds.	Pct.	TD	INT
1. Len Dawson (1962-75)	3696	2115	28507	.572	237	178
2. Bill Kenney (1979-88)	2430	1330	17277	.547	105	86
3. Trent Green (2001-04)	2072	1282	16103	.619	94	66
4. Steve DeBerg (1988-91)	1616	934	11873	.578	67	50
5. Mike Livingston (1968-79)	1751	912	11295	.521	56	83
6. Elvis Grbac (1997-00)	1548	897	10643	.579	66	47
7. Steve Bono (1994-96)	1075	594	6489	.553	37	27
8. Joe Montana (1993-94)	737	480	5427	.651	29	16
9. Steve Fuller (1979-82)	817	465	5333	.569	22	32
10. Cotton Davidson (1960-61)	709	330	4919	.465	32	39
11. Todd Blackledge (1983-87)	742	364	4510	.491	26	32
12. Dave Krieg (1992-93)	602	335	4353	.556	22	15

SCORING

(Includes all players with 100 total points)

Player	TD	FG	PAT	Total
1. Nick Lowery (1980-93)	0	329	479	1466
2. Jan Stenerud (1967-79)	0	279	394	1231
3. Priest Holmes (2001-04)	76	0	0	456
4. Pete Stoyanovich (1996-00)	0	93	163	442
5. Otis Taylor (1965-75)	60	0	0	360
6. Abner Haynes (1960-64)	58	0	0	348
7. Chris Burford (1960-67)	55	0	0	332
8. Tony Gonzalez (1997-04)	54	0	0	324
9. Stephone Paige (1983-91)	49	0	0	294
10. Tommy Brooker (1962-66)	3	41	149	290
11. Marcus Allen (1993-97)	47	0	0	282
12. Ed Podolak (1969-77)	40	0	0	240
Christian Okoye (1987-92)	40	0	0	240
14. Morten Andersen (2002-03)	0	38	109	223
15. Jack Spikes (1960-64)	14	19	69	212
16. Lin Elliott (1994-95)	0	49	64	211
17. Henry Marshall (1976-86)	35	0	0	210
18. Fred Arbanas (1962-70)	34	0	0	204
19. Carlos Carson (1980-89)	33	0	0	198
20. Curtis McClinton (1962-69)	32	0	0	196
21. Mike Garrett (1966-70)	32	0	0	192
22. Todd Peterson (2000-01)	0	42	52	178
23. Frank Jackson (1961-65)	28	0	0	168
24. Wendell Hayes (1968-74)	23	0	0	138
Ted McKnight (1977-81)	23	0	0	138
Tony Richardson (1995-04)	23	0	0	138
27. Willie Davis (1991-95)	20	0	0	122
28. Derrick Alexander (1998-01)	20	0	0	120
29. Bert Coan (1963-68)	19	0	0	114
30. Lawrence Tynes (2004)	0	17	58	109
30. Kimble Anders (1991-00)	18	0	0	108
Billy Jackson (1981-84)	18	0	0	108
Johnny Robinson (1960-71)	18	0	0	108

*Includes two-point conversion

TOUCHDOWNS

(Includes all players with 20 total touchdowns)

Player	Rec.	Rush.	Return	Total
1. Priest Holmes (2001-04)	6	70	0	76
2. Otis Taylor (1965-75)	57	3	0	60
3. Abner Haynes (1960-64)	17	39	2	58
4. Chris Burford (1960-67)	55	0	0	55
5. Tony Gonzalez (1997-04)	54	0	0	54
6. Stephone Paige (1983-91)	49	0	0	49
7. Marcus Allen (1993-97)	3	44	0	47
8. Ed Podolak (1969-77)	6	34	0	40
Christian Okoye (1987-92)	0	40	0	40
10. Henry Marshall (1976-86)	33	2	0	35
11. Fred Arbanas (1962-70)	34	0	0	34
12. Carlos Carson (1980-89)	33	0	0	33
13. Curtis McClinton (1962-69)	14	18	0	32
Mike Garrett (1966-70)	7	24	1	32
15. Frank Jackson (1961-65)	21	7	0	28
16. Wendell Hayes (1968-74)	5	18	0	23
Ted McKnight (1977-81)	1	22	0	23
Tony Richardson (1995-04)	8	15	0	23
19. Willie Davis (1991-95)	20	0	0	20
Derrick Alexander (1998-01)	19	1	0	20

INTERCEPTIONS

(Includes all players with 15 interceptions)

Player	No.	Yds.	Avg.	TD
1. Emmitt Thomas (1966-78)	58	938	16.2	5
2. Johnny Robinson (1960-71)	57	741	13.0	1
3. Deron Cherry (1981-91)	50	688	13.8	1
4. Gary Barbaro (1976-82)	39	771	19.8	3
5. Albert Lewis (1983-93)	38	329	8.7	0
6. Bobby Hunt (1962-67)	37	674	18.2	2
7. Kevin Ross (1984-93, '97)	30	561	18.7	2
8. Willie Lanier (1967-77)	27	440	16.3	2
9. Bobby Bell (1963-74)	26	479	18.4	6
10. Gary Green (1977-83)	24	330	13.8	1
11. Jim Kearney (1967-75)	23	462	20.0	5
12. Lloyd Burruss (1981-91)	22	509	23.1	4
13. James Hasty (1995-00)	21	304	14.5	1
Dale Carter (1992-98)	21	183	18.7	1
15. Mike Sensibaugh (1971-75)	20	331	16.6	0
Duane Wood (1960-64)	20	247	13.4	1
Greg Wesley (2000-04)	20	397	19.9	0
18. Dave Grayson (1961-64)	19	309	16.3	1
Eric Warfield (1998-04)	19	179	9.4	2
20. Jim Lynch (1967-77)	17	191	11.2	1
Eric Harris (1980-82)	17	229	13.5	1
22. Willie Mitchell (1964-70)	16	302	18.9	3
23. Jerome Woods (1996-04)	15	282	18.8	2

SACKS

(Includes all players with 20.0 sacks)

1. 126.5 Derrick Thomas	1989-99	7. 35.0 Wilbur Young	1973-77
2. 86.0 Neil Smith	1988-96	8. 29.0 Dan Saleaumua	1989-86
3. 73.0 Art Still	1978-87	9. 25.5 John Browning	1996-04
4. 51.0 Mike Bell	1979-85, '87-91	10. 24.0 Whitney Paul	1976-81, '86
5. 40.5 Eric Hicks	1998-04	11. 23.5 Joe Phillips	1992-97
6. 40.0 Bill Maas	1984-92	12. 23.0 Dan Williams	1997, '99-01

Note: Sacks became recognized as an official statistic in 1982. The Chiefs began recording sacks in 1973.

TACKLES

(Includes all players with 500 tackles)

1. 999 Gary Spani	1978-86	6. 742 Donnie Edwards	1996-01	11. 555 Albert Lewis	1983-93
2. 992 Art Still	1978-87	7. 728 Derrick Thomas	1989-99	12. 546 Neil Smith	1988-96
3. 927 Deron Cherry	1981-91	8. 628 Lloyd Burruss	1981-91	13. 537 Marcus Patton	1999-02
4. 827 Kevin Ross	1984-93, '97	9. 625 Dino Hackett	1986-92	14. 531 Dan Saleaumua	1989-96
5. 771 Jerome Woods	1996-04	10. 595 Tracy Simien	1991-97	15. 506 Thomas Howard	1977-83

Note: The Chiefs began recording tackle totals in 1977.

PUNTING

(Based on Avg.; minimum 200 punts)

Player	No.	Yds.	Avg.
1. Jerrel Wilson (1963-77)	1018	44218	43.4
2. Louie Aguiar (1994-98)	421	17930	42.6
3. Jim Arnold (1983-85)	284	11934	42.0
4. Bryan Barker (1990-93)	272	11267	41.4
5. Bob Grupp (1979-81)	214	8756	40.9

PUNT RETURNING

(Based on Avg.; minimum 50 returns)

Player	No.	Yds.	Avg.	TD
1. Dante Hall (2000-04)	119	1366	11.5	4
2. Noland Smith (1967-69)	53	589	11.1	1
3. Abner Haynes (1960-64)	54	587	10.9	0
4. Tamarick Vanover (1995-99)	181	1930	10.7	4
5. J.T. Smith (1979-84)	220	2322	10.6	4

KICKOFF RETURNING

(Based on Avg.; minimum 50 returns)

Player	No.	Yds.	Avg.	TD
1. Noland Smith (1967-69)	68	1822	26.8	0
2. Dave Grayson (1961-64)	84	2231	26.6	1
3. Abner Haynes (1960-64)	52	1309	25.2	1
4. Dante Hall (2000-04)	242	5877	24.3	5
5. Tamarick Vanover (1995-99)	212	5099	24.1	4

LONGEST PLAYS

RUSHING

Player (Opponent, Date)	Yards
1. Ted McKnight (at Seattle, 9/30/79)	84 (TD)
2. Joe Delaney (vs. Denver, 10/18/81)	82 (TD)
Derrick Alexander (vs. San Diego, 10/31/99)	82 (TD)
4. Abner Hayes (at N.Y. Jets, 11/29/64)	80 (TD)
Warren McVea (vs. Cincinnati, 10/26/69)	80 (TD)
6. Mike Garrett (vs. Houston, 10/30/66)	77 (TD)
7. Robert Holmes (at Miami, 9/28/68)	76 (TD)
Steve Bono (at Arizona, 10/1/95)	76 (TD)
9. Jack Spikes (vs. San Diego, 9/10/61)	74 (TD)
10. Abner Haynes (vs. Buffalo, 9/30/62)	71 (TD)
Ted McKnight (Baltimore, 9/2/79)	70 (TD)

PASS PLAYS

Player (Opponent, Date)	Yards
1. Trent Green - Marc Boerigter (vs. San Diego, 12/22/02)	99 (TD)
2. *Mike Livingston - Otis Taylor (vs. Miami, 10/19/69)	93 (TD)
3. Len Dawson - Tommy Brooker (at Denver, 11/18/62)	92 (TD)
4. Len Dawson - Gloster Richardson (at Oakland, 11/3/68)	90 (TD)
Len Dawson - Frank Pitts (vs. Boston, 11/17/68)	90 (TD)
Steve DeBerg - J.J. Birden (vs. San Diego, 11/18/90)	90 (TD)
7. Len Dawson - Otis Taylor (vs. Miami, 11/13/66)	89 (TD)
8. Steve DeBerg - Stephone Paige (at New England, 12/2/90)	86 (TD)
9. Elvis Grbac - Derrick Alexander (at Chicago, 9/12/99)	86 (TD)
10. Len Dawson - Larry Brunson (vs. San Diego, 11/10/74)	84 (TD)
11. Bill Kenney - Stephone Paige (vs. San Diego, 12/22/85)	84 (TD)
12. Steve DeBerg - Stephone Paige (at Denver, 9/17/90)	83 (TD)
13. Len Dawson - Frank Jackson (vs. N.Y. Jets, 12/22/63)	82 (TD)
14. Len Dawson - Otis Taylor (vs. Pittsburgh, 10/18/71)	82
15. Len Dawson - Frank Jackson (at Denver, 9/7/63)	81 (TD)
16. Bill Kenney - Carlos Carson (vs. Seattle, 12/27/87)	81 (TD)
17. Elvis Grbac - Derrick Alexander (vs. San Diego, 10/31/99)	81 (TD)
18. Elvis Grbac - Derrick Alexander (at New England, 12/4/00)	81 (TD)
19. Steve DeBerg - Carlos Carson (at N.Y. Jets, 10/2/88)	80 (TD)
20. Rich Gannon - Andre Rison (vs. Seattle, 10/4/98)	80 (TD)

*Taylor accounted for 79 yards; then lateraled to Robert Holmes for 14 yards.

INTERCEPTION RETURNS

Player (Opponent, Date)	Yards
1. Gary Barbaro (vs. Seattle, 12/11/77)	102 (TD)
2. Tim Collier (at Oakland, 12/18/77)	100 (TD)
3. Dave Grayson (vs. N.Y. Titans, 12/17/61)	99 (TD)
Kevin Ross (at San Diego, 9/6/92)	99 (TD)
5. Mark McMillian (at San Diego, 12/14/97)	87 (TD)
6. Lloyd Burruss (L.A. Raiders, 10/28/91)	83
7. David Webster (vs. Oakland, 10/9/60)	80 (TD)
8. Jerome Woods (at Green Bay, 10/12/03)	79 (TD)
9. Mark Collins (at L.A. Raiders, 12/24/94)	78 (TD)
10. Fred Williamson (at N.Y. Jets, 12/10/67)	77 (TD)

FUMBLE RETURNS

(Includes TD Returns Only)

Player (Opponent, Date)	Yards
1. Chris Martin (vs. Miami, 10/31/91)	101 (TD)
2. Gary Spani (at Oakland, 10/25/81)	91 (TD)
3. Derrick Thomas (at Seattle, 12/5/93)	86 (TD)
4. James Hastly (vs. Oakland, 9/8/96)	80 (TD)
5. Donnie Edwards (at Chicago, 9/12/99)	79 (TD)
6. Thomas Howard (at Pittsburgh, 9/6/81)	65 (TD)
7. Jerry Mays (vs. N.Y. Jets, 12/22/63)	58 (TD)
8. Whitney Paul (vs. Denver, 10/18/81)	47 (TD)
9. Johnny Robinson (at Baltimore, 9/28/70)	46 (TD)
10. Derrick Thomas (at Oakland, 12/26/98)	44 (TD)
Eric Hicks (vs. Minnesota, 12/12/99)	44 (TD)

PUNT RETURNS

Player (Opponent, Date)	Yards
1. Dante Hall (vs. Denver, 10/5/03)	93 (TD)
2. Dante Hall (vs. Arizona, 12/1/02)	90 (TD)
3. J.T. Smith (vs. Oakland, 9/23/79)	88 (TD)
4. Dale Carter (at Seattle, 11/22/92)	86 (TD)
Tamarick Vanover (vs. San Diego, 10/9/95)	86 (TD)
Dante Hall (vs. St. Louis, 12/8/02)	86 (TD)
7. #Jitter Fields (vs. Denver, 10/18/87)	85 (TD)
8. Tamarick Vanover (vs. Oakland, 1/2/00)	84 (TD)
9. Tamarick Vanover (vs. Buffalo, 9/14/97)	82 (TD)
10. Noland Smith (vs. N.Y. Jets, 9/15/68)	80 (TD)
Tamarick Vanover (at Denver, 12/5/99)	80 (TD)

Replacement game (1987 NFLPA Strike)

KICKOFF RETURNS

Player (Opponent, Date)	Yards
1. Noland Smith (at Denver, 12/17/67)	106 (TD)
2. Dante Hall (vs. Pittsburgh, 9/14/03)	100 (TD)
3. Dave Grayson (at Denver, 9/7/63)	99 (TD)
Tamarick Vanover (at Seattle, 9/3/95)	99 (TD)
5. Boyce Green (at Pittsburgh, 12/21/86)	97 (TD)
Tamarick Vanover (at Denver, 10/27/96)	97 (TD)
Dante Hall (at Baltimore, 9/28/03)	97 (TD)
Dante Hall (vs. Denver, 12/19/04)	97 (TD)
9. Dante Hall (vs. San Diego, 11/28/04)	96 (TD)
10. Paul Palmer (vs. San Diego, 9/13/87)	95 (TD)
11. Tamarick Vanover (vs. New Orleans, 12/21/97)	94 (TD)
12. Paul Palmer (vs. Seattle, 12/27/87)	92 (TD)

PUNTS

Player (Opponent, Date)	Yards
1. Dan Stryzinski (vs. Oakland, 9/9/01)	76
2. Bob Grupp (vs. San Diego, 11/4/79)	74
3. Jerrel Wilson (at San Diego, 9/29/63)	72
4. Jerrel Wilson (at Denver, 10/11/64)	70
Jerrel Wilson (vs. Buffalo, 10/18/64)	70
Jerrel Wilson (vs. Houston, 11/28/68)	70
7. Jerrel Wilson (at Oakland, 9/27/64)	69
Jerrel Wilson (vs. Buffalo, 10/2/66)	69
Jerrel Wilson (at Denver, 10/1/72)	69
10. Jerrel Wilson (five times)	68
Todd Sauerbrun (vs. San Diego, 9/17/00)	68
Jason Baker (at Baltimore, 9/28/03)	68

FIELD GOALS

(Includes All FGs of 50+ Yards)

Player (Opponent, Date)	Yards	Player (Opponent, Date)	Yards
1. Nick Lowery (at Washington, 9/18/83)	58	Nick Lowery (at Houston, 9/20/92)	52
Nick Lowery (vs. L.A. Raiders, 9/12/85)	58	Eddie Murray (vs. Pittsburgh, 10/25/92)	52
3. Nick Lowery (vs. Seattle, 9/14/80)	57	Nick Lowery (vs. Denver, 9/20/93)	52
4. Jan Stenerud (at Denver, 10/4/70)	55	Pete Stoyanovich (at St. Louis, 10/26/97)	52
5. Jan Stenerud (at Houston, 9/9/67)	54	27. Ben Agajanian (vs. Buffalo, 11/12/61)	51
Jan Stenerud (at Denver, 10/5/69)	54	Jan Stenerud (at Dallas, 11/10/75)	51
Jan Stenerud (at San Francisco, 12/6/71)	54	Nick Lowery (at Houston, 10/9/88)	51
Nick Lowery (vs. L.A. Raiders, 11/6/83)	54	Nick Lowery (at N.Y. Giants, 12/11/88)	51
Nick Lowery (at Detroit, 11/26/87)	54	Pete Stoyanovich (vs. Detroit, 9/26/99)	51
Pete Stoyanovich (vs. Denver, 11/16/97)	54	Todd Peterson (vs. Denver, 12/16/01)	51
11. Pete Stoyanovich (at Seattle, 11/8/98)	53	33. Mike Mercer (vs. San Diego, 11/15/64)	50
12. Jan Stenerud (at Miami, 9/28/68)	52	Jan Stenerud (vs. Oakland, 11/23/67)	50
Jan Stenerud (vs. Cincinnati, 10/13/68)	52	Jan Stenerud (at San Diego, 10/29/72)	50
Jan Stenerud (vs. Buffalo, 12/7/69)	52	Jan Stenerud (vs. Oakland, 12/8/74)	50
Jan Stenerud (at Washington, 10/10/76)	52	Nick Lowery (vs. Seattle, 9/14/80)	50
Nick Lowery (vs. Detroit, 10/26/80)	52	Nick Lowery (at Pittsburgh, 12/14/80)	50
Nick Lowery (vs. Oakland, 10/11/81)	52	Nick Lowery (vs. Denver, 9/18/88)	50
Nick Lowery (at Cincinnati, 9/9/84)	52	Nick Lowery (at Pittsburgh, 10/29/89)	50
Nick Lowery (at N.Y. Giants, 11/25/84)	52	Pete Stoyanovich (at San Diego, 11/22/98)	50
Nick Lowery (at New Orleans, 9/8/85)	52	Morten Andersen (vs. Miami, 9/29/02)	50
Nick Lowery (at New Orleans, 9/8/85)	52	Lawrence Tynes (at Denver, 9/12/04)	50
Nick Lowery (at Detroit, 11/26/87)	52	Lawrence Tynes (at San Diego, 12/05/05)	50

BIG YARDAGE DAYS

RUSHING

(Includes all players with 150 rushing yards)

Player (Opponent, Date)

1. Barry Word (vs. Detroit, 10/14/90)	200
2. Priest Holmes (at Seattle, 11/24/02)	197
3. Joe Delaney (vs. Houston, 11/15/81)	193
4. Mike Garrett (vs. N.Y. Jets, 11/5/67)	192
5. Derrick Blaylock (at New Orleans, 11/14/04)	186
6. Priest Holmes (at San Diego, 11/4/01)	181
7. Priest Holmes (at New England (9/22/02)	180
8. Christian Okoye (vs. Dallas, 10/22/89)	170
9. Mike Garrett (at Denver, 12/17/67)	169
10. Priest Holmes (at Oakland, 12/9/01)	168
11. Abner Hayes (vs. Buffalo, 9/30/62)	164
12. Priest Holmes (at San Diego, 11/30/03)	162
13. Mike Garrett (at San Diego, 12/18/66)	161
Priest Holmes (at Denver, 12/15/02)	161
15. Abner Hayes (vs. Oakland 11/26/61)	158
Robert Holmes (at Cincinnati, 11/10/68)	158
17. Abner Hayes (at N.Y. Titans, 11/24/60)	157
18. Abner Hayes (at Houston, 11/22/64)	156
Christian Okoye (at Seattle, 11/1/89)	156
Tony Richardson (vs. Denver, 12/17/00)	156
21. Priest Holmes (at N.Y. Jets, 10/6/02)	152
22. Priest Holmes (at Denver, 9/12/04)	151
Larry Johnson (vs. Denver, 12/19/04)	151



Joe Delaney



Barry Word



Mike Garrett



Priest Holmes

PASSING

(Includes all players with 350 passing yards)

Player (Opponent, Date)

1. Elvis Grbac (at Oakland 11/5/00)	504
2. Len Dawson (vs. Denver, 11/1/64)	435
3. Bill Kenney (at San Diego, 12/11/83)	411
4. Trent Green (at Green Bay, 10/12/03)	400
5. Bill Kenney (at New Orleans, 9/8/85)	397
Trent Green (at Denver, 12/7/03)	397
7. Steve DeBerg (at Denver, 9/17/90)	395
8. Joe Montana (at Denver, 10/17/94)	393
9. Trent Green (vs. Indianapolis, 10/31/04)	389
10. Mike Livingston (vs. Miami, 10/19/69)	381
Trent Green (vs. New England, 11/22/04)	381
12. Trent Green (at San Diego, 1/2/05)	373
13. Trent Green (at Tampa Bay, 11/7/04)	369
14. Trent Green (vs. Cleveland, 11/9/03)	368
15. Bill Kenney (at Denver, 10/30/83)	365
16. Len Dawson (at San Diego, 10/15/67)	364
17. Joe Montana (at Atlanta, 9/18/94)	361
18. Trent Green (vs. Oakland, 12/25/04)	358



Len Dawson



Trent Green



Elvis Grbac



Bill Kenney



CHIEFS RECORD BOOK MOST TOUCHDOWN PASSES, SEASON



1.	30	Len Dawson	1964
2.	29	Len Dawson	1962
3.	27	Trent Green	2004
4.	26	Len Dawson	1963
		Len Dawson	1966
		Trent Green	2002



CHIEFS RECORD BOOK MOST 20+ YARD PASSES CAREER



1.	210	Trent Green	2001-04
2.	133	Elvis Grbac	1997-00
3.	73	Steve DeBerg	1990-91
4.	68	Joe Montana	1993-94
5.	57	Dave Krieg	1992-93

* Stat recorded since '90.

RECEIVING

(Includes all players with 150 receiving yards)

Player (Opponent, Date)

1. Stephone Paige – 8 rec. (vs. San Diego, 12/22/85)	309
2. Curtis McClinton – 5 rec. (vs. Denver, 12/19/65)	213
3. Stephone Paige – 10 rec. (at Denver, 9/17/90)	206
4. Carlos Carson – 9 rec. (at San Diego, 10/25/87)	197
5. Otis Taylor – 6 rec. (vs. Pittsburgh, 10/18/71)	190
6. J.J. Birden – 8 rec. (at Raiders, 12/22/91)	188
7. Otis Taylor – 5 rec. (vs. Houston, 10/30/66)	187
8. Larry Brunson – 8 rec. (vs. San Diego, 11/10/74)	184
9. Henry Marshall – 9 rec. (at Baltimore, 12/21/80)	176
10. Frank Jackson – 10 (at New York Jets, 11/29/64)	175
11. Carlos Carson – 8 rec. (at New Orleans, 9/8/85)	173
Derrick Alexander – 5 rec. (at San Diego, 11/22/98)	173
13. Chris Burford – 10 rec. (at Boston, 10/12/62)	171
14. Willie Davis – 5 rec. (vs. Philadelphia, 10/11/92)	167
15. Henry Marshall – 8 rec. (vs. Seattle, 12/9/84)	166
16. Carlos Carson – 7 rec. (at San Diego, 12/11/84)	165
Carlos Carson – 7 rec. (vs. San Diego, 10/14/84)	165
18. Stephone Paige – 7 rec. (at Pittsburgh, 10/9/89)	163
19. Carlos Carson – 5 rec. (at N.Y. Jets, 10/2/88)	162
Andre Rison – 8 rec. (at Oakland, 9/8/97)	162
21. Emile Harry – 11 rec. (at Cleveland, 11/24/91)	159
22. Chris Burford – 10 rec. (at Boston, 9/25/66)	155
Willie Davis – 6 rec. (at Seattle, 9/3/95)	155
24. Derrick Alexander – 6 rec. (at Chicago, 9/12/99)	154
25. Carlos Carson – 5 rec. (at N.Y. Giants, 11/25/84)	153
Derrick Alexander – 5 rec. (vs. Seattle, 10/2/00)	153



Stephone Paige



J.J. Birden



Derrick Alexander

GAME-WINNING FIELD GOALS

Of the 35 game-winning field goals in franchise annals, the biggest was a 25-yard kick by K Tommy Brooker that ended the second-longest game in pro football history. Brooker's FG concluded the '62 AFL Championship Game with an elapsed time of 77:54 as the Dallas Texans claimed a 20-17 win at Houston (12/13/62). Brooker received a celebratory postgame escort off the field from TE Fred Arbanas (#84) and DB Bobby Hunt (#20). Among the seven other kickers to hit a game-winning kick for Kansas City, K Nick Lowery booted a team-record 14 game-winning FGs, while K Pete Stoyanovich owns the longest kick to ever win a game for the Chiefs, a 54-yard effort vs. Denver (11/16/97).



Date	Opp.	Kicker	Length	Final Score	Date	Opp.	Kicker	Length	Final Score
10/21/62	NYT	Brooker	42	20-17	11/4/90	RAI	Lowery	41	9-7
12/23/62	@ HOU	Brooker	25	20-17 2 OT*	12/23/90	@ SD	Lowery	32	24-21
12/7/69	BUF	Stenerud	25	22-19	12/8/91	SD	Lowery	18	20-17 OT
12/12/71	OAK	Stenerud	10	16-14	11/8/92	SD	Lowery	36	16-14
9/25/72	@ NO	Stenerud	22	20-17	10/10/93	CIN	Lowery	37	17-15
10/7/73	DEN	Stenerud	39	16-14	1/8/94	PIT	Lowery	32	27-24 OT
10/19/75	@ SD	Stenerud	27	12-10	9/10/95	NYG	Elliott	23	20-17 OT
11/23/75	DET	Stenerud	26	24-21 OT	9/28/97	SEA	Stoyanovich	41	20-17 OT
10/17/76	@ MIA	Stenerud	34	20-17 OT	11/16/97	DEN	Stoyanovich	54	24-22
12/9/79	@ BALT	Stenerud	43	10-7	11/28/99	@ OAK	Stoyanovich	44	37-34
10/26/80	DET	Lowery	40	20-17	12/12/99	MIN	Stoyanovich	38	31-28
10/23/83	@ HOU	Lowery	41	13-10 OT	12/10/00	CAR	Peterson	33	15-14
12/2/84	DEN	Lowery	42	16-13	12/16/01	DEN	Peterson	32	26-23 OT
9/28/86	@ BUF	Lowery	46	20-17	9/8/02	@ CLE	Andersen	30	40-39
11/2/86	@ SD	Lowery	37	24-23	12/22/02	SD	Husted	38	24-22
11/13/88	CIN	Lowery	39	31-28	11/23/03	OAK	Andersen	35	27-24
11/20/88	SEA	Lowery	40	27-24	12/25/04	OAK	Tynes	38	31-30
12/24/89	@ MIA	Lowery	41	27-24					

*AFL Championship Game

THE LAST TIME

(Regular Season Games)

PUNT RETURN FOR TOUCHDOWN

By K.C.	Dante Hall	93 yds. vs. Denver	10/5/03
By Opp.	Allen Rossum – Atlanta	75 yds. at Kansas City	10/24/04

KICKOFF RETURN FOR TOUCHDOWN

By K.C.	Dante Hall	97 yds. vs. Denver	12/19/04
By Opp.	Dominic Rhodes – Indianapolis	88 yds. at Kansas City	10/25/01

INTERCEPTION RETURN FOR TOUCHDOWN

By K.C.	Eric Warfield	43 yds. vs. Carolina	9/19/04
By Opp.	Marcus Coleman – Houston	102 yds. at Kansas City	9/26/04

FUMBLE RETURN FOR TOUCHDOWN

By K.C.	Kawika Mitchell	39 yds. at Tennessee	12/13/04
By Opp.	Jason Suttle – Denver	0 yds. at Kansas City	12/17/00

TWO-SACK GAME

By K.C.	Jared Allen	at Oakland	12/5/04
By Opp.	Ty Warren	vs. New England	11/2/04

THREE-SACK GAME

By K.C.	Vonnie Holliday	vs. Seattle	9/7/03
By Opp.	Andra Davis – Cleveland (4.0)	at Kansas City	11/9/03

TWO-INTERCEPTION GAME

By K.C.	Dexter McCleon	vs. Denver	12/19/04
By Opp.	Brian Russell	at Minnesota	12/20/03

SHUTOUT

By K.C.	Kansas City 49, Arizona 0	at Kansas City	12/1/02
By Opp.	Oakland 24, Kansas City 0	at Oakland	12/28/02

SAFETY

By K.C.	Team (punt blocked out of end zone)	vs. Pittsburgh	10/14/01
By Opp.	Team (punt blocked out of end zone)	vs. Buffalo	10/26/03

MADE TWO-POINT CONVERSION

By K.C.	Green-to-Kennison pass	vs. San Diego	11/28/04
By Opp.	Leftwich-to-Williams pass	at Jacksonville	10/17/04

FAILED TWO-POINT CONVERSION

By K.C.	Trent Green pass	vs. New England	11/22/04
By Opp.	Drew Brees pass – San Diego	at Kansas City	12/22/02

THREE RUSHING TOUCHDOWNS

By K.C.	Priest Holmes (21, 11, 1)	vs. Indianapolis	10/31/04
By Opp.	Michael Pittman (1, 78, 3)	at Tampa Bay	11/7/04

THREE TOUCHDOWN PASSES

By K.C.	Trent Green (7, 48, 18)	vs. Denver	12/19/04
By Opp.	Billy Volek (42, 22, 7)	at Tennessee	12/13/04

FOUR TOUCHDOWN PASSES

By K.C.	Trent Green (9, 8, 42, 6, 3)	vs. Miami	9/29/02
By Opp.	Peyton Manning – (52, 5, 22, 41, 6) – Indianapolis	at Kansas City	10/31/04

TWO RECEIVING TOUCHDOWNS

By K.C.	Tony Gonzalez (2, 26)	vs. Oakland	12/25/04
By Opp.	Drew Bennett (42, 22, 7)	at Tennessee	12/13/04

THREE RECEIVING TOUCHDOWNS

By K.C.	Tony Gonzalez (9, 42, 6)	vs. Miami	9/29/02
By Opp.	Drew Bennett (42, 22, 7)	at Tennessee	12/13/04

100 YARDS RUSHING

By K.C.	Larry Johnson	151 yds. on 30 carries vs. Denver	12/19/04
By Opp.	Deuce McAllister	127 yds. on 16 carries at New Orleans	11/14/04

100 YARDS RECEIVING

By K.C.	Tony Gonzalez	144 yds. on 14 recs. at San Diego	1/2/05
	Larry Johnson	115 yds. on 8 recs. at San Diego	
By Opp.	Drew Bennett	233 yds. on 12 recs. at Tennessee	12/13/04

300 YARDS PASSING

By K.C.	Trent Green	373 yds. (33 of 53) at San Diego	1/2/05
By Opp.	Billy Volek	426 yds (29 of 43) at Tennessee	12/13/04

400 YARDS PASSING

By K.C.	Trent Green	400 yds. (25 of 36) at Green Bay	10/12/03
By Opp.	Billy Volek	426 yds (29 of 43) at Tennessee	12/13/04

100-YARD RUSHER AND 300-YARD PASSER

By K.C.	Larry Johnson (118) and Trent Green (340) at Oakland	12/5/04
By Opp.	Shaun Alexander (145) and Matt Hasslebeck (362) at Seattle	11/24/02

100-YARD RECEIVER AND 300-YARD PASSER

By K.C.	Tony Gonzalez (144), Larry Johnson (115) and T. Green (340) at SD	1/2/05
By Opp.	Drew Bennett (233) and Billy Volek (426) at Tennessee	12/13/04

100-YARD RUSHER, 300-YARD PASSER, 100-YARD RECIEVER

By K.C.	Larry Johnson (118), Trent Green (340), Eddie Kennison (149) at Oak	12/5/04
By Opp.	Alexander (145), Hasselbeck (362), Robinson (168) at Seattle	11/24/02

TWO 100-YARD RECEIVERS

By K.C.	Tony Gonzalez (123) and Eddie Kennison (104) at Tampa Bay	11/7/04
By Opp.	Reggie Wayne (119) and Marvin Harrison (119) – Indianapolis at KC	10/31/04

PUNT BLOCKED

By K.C.	Monty Beisel vs. Denver (Tom Rouen punter)	10/20/02
By Opp.	Pierson Prioleau – Buffalo, at Kansas City (Jason Baker punter)	10/26/03

BLOCKED PUNT RETURNED FOR A TOUCHDOWN

By K.C.	Michael Cloud vs. St. Louis (John Baker punter)	10/22/00
By Opp.	Kenny Shedd – Oakland, at Kansas City (Daniel Pope punter)	1/2/00

MADE FIELD GOAL OF 50 YARDS OR LONGER

By K.C.	Lawrence Tynes (50 yds.) at San Diego	1/2/05
By Opp.	Matt Stover (50 yds.) at Baltimore	10/12/03

FIELD GOAL BLOCKED

By K.C.	Eric Downing at San Diego (Steve Christie, 40 yds.)	11/30/03
	John Browning at San Diego (Steve Christie, 48 yds.)	
By Opp.	Langston Walker – Oakland at Kansas City (Lawrence Tynes, 43 yds.)	12/25/04

BLOCKED FIELD GOAL RETURNED FOR A TOUCHDOWN

By K.C.	Kevin Ross at Cincinnati (Jim Breech, 28 yds.)	12/6/87
By Opp.	Has Never Happened	

MISSED PAT

By K.C.	Lawrence Tynes vs. San Diego (wide right)	11/28/04
By Opp.	Martin Gramatica at Tampa Bay (wide left)	11/7/04

50 POINTS

By K.C.	Kansas City 56, Atlanta 10	at Kansas City	10/24/04
By Opp.	Seattle 51, Kansas City 48 (OT)	at Seattle	11/27/83

40 POINTS

By K.C.	Kansas City 45, Denver 17	at Kansas City	12/19/04
By Opp.	Minnesota 45, Kansas City 20	at Minnesota	12/20/03

OVERTIME WIN: (CHIEFS 10-11-2 IN OT)

By K.C.	Kansas City 40, Green Bay 34	at Green Bay	10/12/03
By Opp.	Denver 37, Kansas City 34	at Kansas City	10/20/02
Tie	Kansas City 10, Cleveland 10	at Cleveland	11/19/89

2005 NFL SCHEDULE

(All Times Central)

WEEK 1

THURSDAY, SEPTEMBER 8
OAKLAND AT NEW ENGLAND 8:00

SUNDAY, SEPTEMBER 11
HOUSTON AT BUFFALO 12:00
NEW ORLEANS AT CAROLINA 12:00
CINCINNATI AT CLEVELAND 12:00
SEATTLE AT JACKSONVILLE 12:00
N.Y. JETS AT KANSAS CITY 12:00
DENVER AT MIAMI 12:00
TAMPA BAY AT MINNESOTA 12:00
TENNESSEE AT PITTSBURGH 12:00
CHICAGO AT WASHINGTON 12:00
GREEN BAY AT DETROIT 3:15
ARIZONA AT N.Y. GIANTS 3:15
DALLAS AT SAN DIEGO 3:15
ST. LOUIS AT SAN FRANCISCO 3:15
INDIANAPOLIS AT BALTIMORE 7:30

MONDAY, SEPTEMBER 12
PHILADELPHIA AT ATLANTA 8:00

WEEK 2

SUNDAY, SEPTEMBER 18
NEW ENGLAND AT CAROLINA 12:00
DETROIT AT CHICAGO 12:00
MINNESOTA AT CINCINNATI 12:00
PITTSBURGH AT HOUSTON 12:00
JACKSONVILLE AT INDIANAPOLIS 12:00
N.Y. GIANTS AT NEW ORLEANS 12:00
SAN FRANCISCO AT PHILADELPHIA 12:00
BUFFALO AT TAMPA BAY 12:00
BALTIMORE AT TENNESSEE 12:00
ST. LOUIS AT ARIZONA 3:05
ATLANTA AT SEATTLE 3:05
SAN DIEGO AT DENVER 3:15
CLEVELAND AT GREEN BAY 3:15
MIAMI AT N.Y. JETS 3:15
KANSAS CITY AT OAKLAND 7:30

MONDAY, SEPTEMBER 19
WASHINGTON AT DALLAS 8:00

WEEK 3

SUNDAY, SEPTEMBER 25
(OPEN DATES: BALTIMORE, DETROIT, HOUSTON, WASHINGTON)
ATLANTA AT BUFFALO 12:00
CINCINNATI AT CHICAGO 12:00
TAMPA BAY AT GREEN BAY 12:00
CLEVELAND AT INDIANAPOLIS 12:00
CAROLINA AT MIAMI 12:00
NEW ORLEANS AT MINNESOTA 12:00
JACKSONVILLE AT N.Y. JETS 12:00
OAKLAND AT PHILADELPHIA 12:00
TENNESSEE AT ST. LOUIS 12:00
DALLAS AT SAN FRANCISCO 3:05
ARIZONA AT SEATTLE 3:05
NEW ENGLAND AT PITTSBURGH 3:15
N.Y. JETS AT SAN DIEGO 7:30

MONDAY, SEPTEMBER 26
KANSAS CITY AT DENVER 8:00

WEEK 4

SUNDAY, OCTOBER 2
(OPEN DATES: CHICAGO, CLEVELAND, MIAMI, PITTSBURGH)
HOUSTON AT CINCINNATI 12:00
DENVER AT JACKSONVILLE 12:00
PHILADELPHIA AT KANSAS CITY 12:00
SAN DIEGO AT NEW ENGLAND 12:00
BUFFALO AT NEW ORLEANS 12:00
ST. LOUIS AT N.Y. GIANTS 12:00
DETROIT AT TAMPA BAY 12:00
INDIANAPOLIS AT TENNESSEE 12:00
SEATTLE AT WASHINGTON 12:00
N.Y. JETS AT BALTIMORE 3:05
MINNESOTA AT ATLANTA 3:15
DALLAS AT OAKLAND 3:15
SAN FRANCISCO AT ARIZONA (Mexico) 7:30

MONDAY, OCTOBER 3
GREEN BAY AT CAROLINA 8:00

WEEK 5

SUNDAY, OCTOBER 9
(OPEN DATES: KANSAS CITY, MINNESOTA, N.Y. GIANTS, OAKLAND)
NEW ENGLAND AT ATLANTA 12:00
MIAMI AT BUFFALO 12:00
CHICAGO AT CLEVELAND 12:00
BALTIMORE AT DETROIT 12:00
NEW ORLEANS AT GREEN BAY 12:00
TENNESSEE AT HOUSTON 12:00
TAMPA BAY AT N.Y. JETS 12:00
SEATTLE AT ST. LOUIS 12:00
INDIANAPOLIS AT SAN FRANCISCO 3:05
CAROLINA AT ARIZONA 3:15
PHILADELPHIA AT DALLAS 3:15
WASHINGTON AT DENVER 3:15
CINCINNATI AT JACKSONVILLE 7:30

MONDAY, OCTOBER 10
PITTSBURGH AT SAN DIEGO 8:00

WEEK 6

SUNDAY, OCTOBER 16
(OPEN DATES: ARIZONA, GREEN BAY, PHILADELPHIA, SAN FRANCISCO)
CLEVELAND AT BALTIMORE 12:00
MINNESOTA AT CHICAGO 12:00
N.Y. GIANTS AT DALLAS 12:00
CAROLINA AT DETROIT 12:00
WASHINGTON AT KANSAS CITY 12:00
ATLANTA AT NEW ORLEANS 12:00
JACKSONVILLE AT PITTSBURGH 12:00
MIAMI AT TAMPA BAY 12:00
CINCINNATI AT TENNESSEE 12:00
N.Y. JETS AT BUFFALO 3:15
NEW ENGLAND AT DENVER 3:15
SAN DIEGO AT OAKLAND 3:15
HOUSTON AT SEATTLE 7:30

MONDAY, OCTOBER 17
ST. LOUIS AT INDIANAPOLIS 8:00

NFL

WEEK 7**SUNDAY, OCTOBER 23***(OPEN DATES: CAROLINA, JACKSONVILLE, NEW ENGLAND, TAMPA BAY)*

PITTSBURGH AT CINCINNATI	12:00
DETROIT AT CLEVELAND	12:00
INDIANAPOLIS AT HOUSTON	12:00
KANSAS CITY AT MIAMI	12:00
GREEN BAY AT MINNESOTA	12:00
SAN DIEGO AT PHILADELPHIA	12:00
NEW ORLEANS AT ST. LOUIS	12:00
SAN FRANCISCO AT WASHINGTON	12:00
DALLAS AT SEATTLE	3:05
TENNESSEE AT ARIZONA	3:15
BALTIMORE AT CHICAGO	3:15
DENVER AT N.Y. GIANTS	3:15
BUFFALO AT OAKLAND	3:15

MONDAY, OCTOBER 24

N.Y. JETS AT ATLANTA	8:00
----------------------	------

WEEK 8**SUNDAY, OCTOBER 30***(OPEN DATES: ATLANTA, INDIANAPOLIS, N.Y. JETS, SEATTLE)*

MINNESOTA AT CAROLINA	12:00
GREEN BAY AT CINCINNATI	12:00
ARIZONA AT DALLAS	12:00
CHICAGO AT DETROIT	12:00
CLEVELAND AT HOUSTON	12:00
MIAMI AT NEW ORLEANS	12:00
WASHINGTON AT N.Y. GIANTS	12:00
JACKSONVILLE AT ST. LOUIS	12:00
OAKLAND AT TENNESSEE	12:00
KANSAS CITY AT SAN DIEGO	3:05
PHILADELPHIA AT DENVER	3:15
TAMPA BAY AT SAN FRANCISCO	3:15
BUFFALO AT NEW ENGLAND	7:30

MONDAY, OCTOBER 31

BALTIMORE AT PITTSBURGH	8:00
-------------------------	------

WEEK 9**SUNDAY, NOVEMBER 6***(OPEN DATES: BUFFALO, DALLAS, DENVER, ST. LOUIS)*

CINCINNATI AT BALTIMORE	12:00
TENNESSEE AT CLEVELAND	12:00
HOUSTON AT JACKSONVILLE	12:00
OAKLAND AT KANSAS CITY	12:00
ATLANTA AT MIAMI	12:00
DETROIT AT MINNESOTA	12:00
CHICAGO AT NEW ORLEANS	12:00
SAN DIEGO AT N.Y. JETS	12:00
CAROLINA AT TAMPA BAY	12:00
SEATTLE AT ARIZONA	3:05
N.Y. GIANTS AT SAN FRANCISCO	3:05
PITTSBURGH AT GREEN BAY	3:15
PHILADELPHIA AT WASHINGTON	7:30

MONDAY, NOVEMBER 7

INDIANAPOLIS AT NEW ENGLAND	8:00
-----------------------------	------

WEEK 10**SUNDAY, NOVEMBER 13***(OPEN DATES: CINCINNATI, NEW ORLEANS, SAN DIEGO, TENNESSEE)*

KANSAS CITY AT BUFFALO	12:00
------------------------	-------

SAN FRANCISCO AT CHICAGO	12:00
ARIZONA AT DETROIT	12:00
HOUSTON AT INDIANAPOLIS	12:00
BALTIMORE AT JACKSONVILLE	12:00
NEW ENGLAND AT MIAMI	12:00
MINNESOTA AT N.Y. GIANTS	12:00
WASHINGTON AT TAMPA BAY	12:00
N.Y. JETS AT CAROLINA	3:05
DENVER AT OAKLAND	3:05
GREEN BAY AT ATLANTA	3:15
ST. LOUIS AT SEATTLE	3:15
CLEVELAND AT PITTSBURGH	7:30

MONDAY, NOVEMBER 14

DALLAS AT PHILADELPHIA	8:00
------------------------	------

WEEK 11**SUNDAY, NOVEMBER 20**

TAMPA BAY AT ATLANTA	12:00
CAROLINA AT CHICAGO	12:00
INDIANAPOLIS AT CINCINNATI	12:00
MIAMI AT CLEVELAND	12:00
DETROIT AT DALLAS	12:00
NEW ORLEANS AT NEW ENGLAND	12:00
PHILADELPHIA AT N.Y. GIANTS	12:00
ARIZONA AT ST. LOUIS	12:00
JACKSONVILLE AT TENNESSEE	12:00
OAKLAND AT WASHINGTON	12:00
SEATTLE AT SAN FRANCISCO	3:05
PITTSBURGH AT BALTIMORE	3:15
N.Y. JETS AT DENVER	3:15
BUFFALO AT SAN DIEGO	3:15
KANSAS CITY AT HOUSTON	7:30

MONDAY, NOVEMBER 21

MINNESOTA AT GREEN BAY	8:00
------------------------	------

WEEK 12**THURSDAY, NOVEMBER 24**

ATLANTA AT DETROIT	11:30
DENVER AT DALLAS	3:15

SUNDAY, NOVEMBER 27

CAROLINA AT BUFFALO	12:00
BALTIMORE AT CINCINNATI	12:00
ST. LOUIS AT HOUSTON	12:00
NEW ENGLAND AT KANSAS CITY	12:00
CLEVELAND AT MINNESOTA	12:00
CHICAGO AT TAMPA BAY	12:00
SAN FRANCISCO AT TENNESSEE	12:00
SAN DIEGO AT WASHINGTON	12:00
JACKSONVILLE AT ARIZONA	3:05
MIAMI AT OAKLAND	3:05
GREEN BAY AT PHILADELPHIA	3:15
N.Y. GIANTS AT SEATTLE	3:15
NEW ORLEANS AT N.Y. JETS	7:30

MONDAY, NOVEMBER 28

PITTSBURGH AT INDIANAPOLIS	8:00
----------------------------	------

WEEK 13**SUNDAY, DECEMBER 4**

HOUSTON AT BALTIMORE	12:00
ATLANTA AT CAROLINA	12:00
GREEN BAY AT CHICAGO	12:00
JACKSONVILLE AT CLEVELAND	12:00
MINNESOTA AT DETROIT	12:00
TENNESSEE AT INDIANAPOLIS	12:00
BUFFALO AT MIAMI	12:00
TAMPA BAY AT NEW ORLEANS	12:00

DALLAS AT N.Y. GIANTS	12:00
CINCINNATI AT PITTSBURGH	12:00
WASHINGTON AT ST. LOUIS	3:05
ARIZONA AT SAN FRANCISCO	3:05
DENVER AT KANSAS CITY	3:15
N.Y. JETS AT NEW ENGLAND	3:15
OAKLAND AT SAN DIEGO	7:30
MONDAY, DECEMBER 5	
SEATTLE AT PHILADELPHIA	8:00

WEEK 14

SUNDAY, DECEMBER 11	
NEW ENGLAND AT BUFFALO	12:00
TAMPA BAY AT CAROLINA	12:00
CLEVELAND AT CINCINNATI	12:00
INDIANAPOLIS AT JACKSONVILLE	12:00
ST. LOUIS AT MINNESOTA	12:00
OAKLAND AT N.Y. JETS	12:00
CHICAGO AT PITTSBURGH	12:00
HOUSTON AT TENNESSEE	12:00
WASHINGTON AT ARIZONA	3:05
N.Y. GIANTS AT PHILADELPHIA	3:05
SAN FRANCISCO AT SEATTLE	3:05
KANSAS CITY AT DALLAS	3:15
BALTIMORE AT DENVER	3:15
MIAMI AT SAN DIEGO	3:15
DETROIT AT GREEN BAY	7:30
MONDAY, DECEMBER 12	
NEW ORLEANS AT ATLANTA	8:00

WEEK 15

SATURDAY, DECEMBER 17	
TAMPA BAY AT NEW ENGLAND	12:30
KANSAS CITY AT N.Y. GIANTS	4:00
DENVER AT BUFFALO	7:30
SUNDAY, DECEMBER 18	
ARIZONA AT HOUSTON	12:00
SAN DIEGO AT INDIANAPOLIS	12:00
SAN FRANCISCO AT JACKSONVILLE	12:00
N.Y. JETS AT MIAMI	12:00
PITTSBURGH AT MINNESOTA	12:00
CAROLINA AT NEW ORLEANS	12:00
SEATTLE AT TENNESSEE	12:00
DALLAS AT WASHINGTON	12:00
CINCINNATI AT DETROIT	3:05
CLEVELAND AT OAKLAND	3:05

PHILADELPHIA AT ST. LOUIS	3:15
ATLANTA AT CHICAGO	7:30
MONDAY, DECEMBER 19	
GREEN BAY AT BALTIMORE	8:00

WEEK 16

SATURDAY, DECEMBER 24	
DALLAS AT CAROLINA	12:00
BUFFALO AT CINCINNATI	12:00
PITTSBURGH AT CLEVELAND	12:00
JACKSONVILLE AT HOUSTON	12:00
SAN DIEGO AT KANSAS CITY	12:00
TENNESSEE AT MIAMI	12:00
DETROIT AT NEW ORLEANS	12:00
SAN FRANCISCO AT ST. LOUIS	12:00
ATLANTA AT TAMPA BAY	12:00
N.Y. GIANTS AT WASHINGTON	12:00
PHILADELPHIA AT ARIZONA	3:05
OAKLAND AT DENVER	3:15
INDIANAPOLIS AT SEATTLE	3:15
SUNDAY, DECEMBER 25	
CHICAGO AT GREEN BAY	4:00
MINNESOTA AT BALTIMORE	7:30
MONDAY, DECEMBER 26	
NEW ENGLAND AT N.Y. JETS	8:00

WEEK 17

SATURDAY, DECEMBER 31	
DENVER AT SAN DIEGO	3:30
N.Y. GIANTS AT OAKLAND	7:00
SUNDAY, JANUARY 1	
CAROLINA AT ATLANTA	12:00
BALTIMORE AT CLEVELAND	12:00
ARIZONA AT INDIANAPOLIS	12:00
CINCINNATI AT KANSAS CITY	12:00
CHICAGO AT MINNESOTA	12:00
MIAMI AT NEW ENGLAND	12:00
BUFFALO AT N.Y. JETS	12:00
DETROIT AT PITTSBURGH	12:00
NEW ORLEANS AT TAMPA BAY	12:00
TENNESSEE AT JACKSONVILLE	3:05
HOUSTON AT SAN FRANCISCO	3:05
SEATTLE AT GREEN BAY	3:15
WASHINGTON AT PHILADELPHIA	3:15
ST. LOUIS AT DALLAS	7:30

2004 POSTSEASON RESULTS

AFC WILD CARD PLAYOFF GAMES
N.Y. Jets 20, SAN DIEGO 17 (OT)
INDIANAPOLIS 49, Denver 24
NFC WILD CARD PLAYOFF GAMES
St. Louis 27, SEATTLE 20
Minnesota 31, GREEN BAY 17
AFC DIVISIONAL PLAYOFF GAMES
PITTSBURGH 20, N.Y. Jets 17 (OT)
NEW ENGLAND 20, Indianapolis 3
NFC DIVISIONAL PLAYOFF GAMES
ATLANTA 47, St. Louis 17
PHILADELPHIA 27, Minnesota 14
AFC CHAMPIONSHIP GAME
New England 41, PITTSBURGH 27
NFC CHAMPIONSHIP GAME
PHILADELPHIA 27, Atlanta 10
SUPER BOWL XXXIX
New England (AFC) 24, Philadelphia (NFC) 21
AFC-NFC PRO BOWL
AFC 38, NFC 27

2005 POSTSEASON SCHEDULE

SATURDAY, JANUARY 7
AFC and NFC Wild Card Playoffs
SUNDAY, JANUARY 8
AFC and NFC Wild Card Playoffs
SATURDAY, JANUARY 14
AFC and NFC Divisional Playoffs
SUNDAY, JANUARY 15
AFC and NFC Divisional Playoffs
SUNDAY, JANUARY 22
AFC and NFC Championship Games
SUNDAY, FEBRUARY 5
Super Bowl XL at Ford Field, Detroit
SUNDAY, FEBRUARY 12
AFC-NFC Pro Bowl at Honolulu



AFC CHAMPIONSHIP GAME RESULTS



SEASON	DATE	RESULT	SITE
1960	1-1-61	Houston 24, L.A. Chargers 16	Houston
1961	12-24-61	Houston 10, San Diego 3	San Diego
1962	12-23-62	Dallas 20, Houston 17**	Houston
1963	1-5-64	San Diego 51, Boston 10	San Diego
1964	12-26-64	Buffalo 20, San Diego 7	Buffalo
1965	12-26-65	Buffalo 23, San Diego 0	San Diego
1966	1-1-67	Kansas City 31, Buffalo 7	Buffalo
1967	12-31-67	Oakland 40, Houston 7	Oakland
1968	12-29-68	N.Y. Jets 27, Oakland 23	New York
1969	1-4-70	Kansas City 17, Oakland 7	Oakland
1970	1-3-71	Baltimore 27, Oakland 17	Baltimore
1971	1-2-72	Miami 21, Baltimore 0	Miami
1972	12-31-72	Miami 21, Pittsburgh 17	Pittsburgh
1973	12-30-73	Miami 27, Oakland 10	Miami
1974	12-29-74	Pittsburgh 24, Oakland 13	Oakland
1975	1-4-76	Pittsburgh 16, Oakland 10	Pittsburgh
1976	12-26-76	Oakland 24, Pittsburgh 7	Oakland
1977	1-1-78	Denver 20, Oakland 17	Denver
1978	1-7-79	Pittsburgh 34, Houston 5	Pittsburgh
1979	1-6-80	Pittsburgh 27, Houston 13	Pittsburgh
1980	1-11-81	Oakland 34, San Diego 27	San Diego
1981	1-10-82	Cincinnati 27, San Diego 7	Cincinnati
1982	1-23-83	Miami 14, N.Y. Jets 0	Miami
1983	1-8-84	L.A. Raiders 30, Seattle 14	Los Angeles
1984	1-6-85	Miami 45, Pittsburgh 28	Miami
1985	1-12-86	New England 31, Miami 14	Miami
1986	1-11-87	Denver 23, Cleveland 20*	Cleveland
1987	1-17-88	Denver 38, Cleveland 33	Denver
1988	1-8-89	Cincinnati 21, Buffalo 10	Cincinnati
1989	1-14-90	Denver 37, Cleveland 21	Denver
1990	1-20-91	Buffalo 51, L.A. Raiders 3	Buffalo
1991	1-12-92	Buffalo 10, Denver 7	Buffalo
1992	1-17-93	Buffalo 29, Miami 10	Miami
1993	1-23-94	Buffalo 30, Kansas City 13	Buffalo
1994	1-15-95	San Diego 17, Pittsburgh 13	Pittsburgh
1995	1-14-96	Pittsburgh 20, Indianapolis 16	Pittsburgh
1996	1-12-97	New England 20, Jacksonville 6	New England
1997	1-11-98	Denver 24, Pittsburgh 21	Pittsburgh
1998	1-17-99	Denver 23, N.Y. Jets 10	Denver
1999	1-23-00	Tennessee 33, Jacksonville 14	Jacksonville
2000	1-14-01	Baltimore 16, Oakland 3	Oakland
2001	1-27-02	New England 24, Pittsburgh 17	Pittsburgh
2002	1-19-03	Oakland 41, Tennessee 24	Oakland
2003	1-18-04	New England 24, Indianapolis 14	New England
2004	1-23-05	New England 41, Pittsburgh 27	Pittsburgh

* Overtime

** Double Overtime

Note: Includes AFL Championship Games, 1960-69



NFC CHAMPIONSHIP GAME RESULTS



SEASON	DATE	RESULT	SITE
1960	12-26-60	Philadelphia 17, Green Bay 13	Philadelphia
1961	12-31-61	Green Bay 37, New York 0	Green Bay
1962	12-30-62	Green Bay 16, New York 7	New York
1963	12-29-63	Chicago 14, New York 10	Chicago
1964	12-27-64	Cleveland 27, Baltimore 0	Cleveland
1965	1-2-66	Green Bay 23, Cleveland 12	Green Bay
1966	1-1-67	Green Bay 34, Dallas 27	Dallas
1967	12-31-67	Green Bay 21, Dallas 17	Green Bay
1968	12-29-68	Baltimore 34, Cleveland 0	Cleveland
1969	1-4-70	Minnesota 27, Cleveland 7	Minnesota
1970	1-3-71	Dallas 17, San Francisco 10	San Francisco
1971	1-2-72	Dallas 14, San Francisco 3	Dallas
1972	12-31-72	Washington 26, Dallas 3	Washington
1973	12-30-73	Minnesota 27, Dallas 10	Dallas
1974	12-29-74	Minnesota 14, Los Angeles 10	Minnesota
1975	1-4-76	Dallas 37, Los Angeles 7	Los Angeles
1976	12-26-76	Minnesota 24, Los Angeles 13	Minnesota
1977	1-1-78	Dallas 23, Minnesota 6	Dallas
1978	1-7-79	Dallas 28, Los Angeles 0	Los Angeles
1979	1-6-80	Los Angeles 9, Tampa Bay 0	Tampa Bay
1980	1-11-81	Philadelphia 20, Dallas 7	Philadelphia
1981	1-10-82	San Francisco 28, Dallas 27	San Francisco
1982	1-22-83	Washington 31, Dallas 17	Washington
1983	1-8-84	Washington 24, San Francisco 21	Washington
1984	1-6-85	San Francisco 23, Chicago 0	San Francisco
1985	1-12-86	Chicago 24, L.A. Rams 0	Chicago
1986	1-11-87	N.Y. Giants 17, Washington 0	East Rutherford
1987	1-17-88	Washington 17, Minnesota 10	Washington
1988	1-8-89	San Francisco 28, Chicago 3	Chicago
1989	1-14-90	San Francisco 30, L.A. Rams 3	San Francisco
1990	1-20-91	N.Y. Giants 15, San Francisco 13	San Francisco
1991	1-12-92	Washington 41, Detroit 10	Washington
1992	1-17-93	Dallas 30, San Francisco 20	San Francisco
1993	1-23-94	Dallas 38, San Francisco 21	Dallas
1994	1-5-95	San Francisco 38, Dallas 28	San Francisco
1995	1-14-96	Dallas 38, Green Bay 27	Dallas
1996	1-12-97	Green Bay 30, Carolina 13	Green Bay
1997	1-11-98	Green Bay 23, San Francisco 10	San Francisco
1998	1-17-99	Atlanta 30, Minnesota 27*	Minnesota
1999	1-23-00	St. Louis 11, Tampa Bay 6	St. Louis
2000	1-14-01	N.Y. Giants 41, Minnesota 0	East Rutherford
2001	1-27-02	St. Louis 29, Philadelphia 24	St. Louis
2002	1-19-03	Tampa Bay 27, Philadelphia 10	Philadelphia
2003	1-18-04	Carolina 14, Philadelphia 3	Philadelphia
2004	1-23-05	Philadelphia 27, Atlanta 10	Philadelphia

* Overtime

Note: Includes NFL Championship Games, 1960-69



SUPER BOWL RESULTS



SUPER BOWL	DATE	RESULT	SITE
I	1-15-67	Green Bay 35, Kansas City 10	Los Angeles
II	1-14-68	Green Bay 33, Oakland 14	Miami
III	1-12-69	N.Y. Jets 16, Baltimore 7	Miami
IV	1-11-70	Kansas City 23, Minnesota 7	New Orleans
V	1-17-71	Baltimore 16, Dallas 13	Miami
VI	1-16-72	Dallas 24, Miami 3	New Orleans
VII	1-14-73	Miami 14, Washington 7	Los Angeles
VIII	1-13-74	Miami 24, Minnesota 7	Houston
IX	1-12-75	Pittsburgh 16, Minnesota 6	New Orleans
X	1-18-76	Pittsburgh 21, Dallas 17	Miami
XI	1-9-77	Oakland 32, Minnesota 14	Pasadena
XII	1-15-78	Dallas 27, Denver 10	New Orleans
XIII	1-21-79	Pittsburgh 35, Dallas 31	Miami
XIV	1-20-80	Pittsburgh 31, Los Angeles 19	Pasadena
XV	1-25-81	Oakland 27, Philadelphia 10	New Orleans
XVI	1-24-82	San Francisco 26, Cincinnati 21	Pontiac
XVII	1-30-83	Washington 27, Miami 17	Pasadena
XVIII	1-22-84	L.A. Raiders 38, Washington 9	Tampa
XIX	1-20-85	San Francisco 38, Miami 16	Stanford
XX	1-26-86	Chicago 46, New England 10	New Orleans
XXI	1-25-87	N.Y. Giants 39, Denver 20	Pasadena
XXII	1-31-88	Washington 42, Denver 10	San Diego
XXIII	1-22-89	San Francisco 20, Cincinnati 16	Miami
XXIV	1-28-90	San Francisco 55, Denver 10	New Orleans
XXV	1-27-91	N.Y. Giants 20, Buffalo 19	Tampa
XXVI	1-26-92	Washington 37, Buffalo 24	Minneapolis
XXVII	1-31-93	Dallas 52, Buffalo 17	Pasadena
XXVIII	1-30-94	Dallas 30, Buffalo 13	Atlanta
XXIX	1-29-95	San Francisco 49, San Diego 26	Miami
XXX	1-28-96	Dallas 27, Pittsburgh 17	Tempe
XXXI	1-26-97	Green Bay 35, New England 21	New Orleans
XXXII	1-25-98	Denver 31, Green Bay 24	San Diego
XXXIII	1-31-99	Denver 34, Atlanta 19	Miami
XXXIV	1-30-00	St. Louis 23, Tennessee 16	Atlanta
XXXV	1-28-01	Baltimore 34, N.Y. Giants 7	Tampa
XXXVI	2-3-02	New England 20, St. Louis 17	New Orleans
XXXVII	1-26-03	Tampa Bay 48, Oakland 21	San Diego
XXXVIII	2-1-04	New England 32, Carolina 29	Houston
XXXIX	2-6-05	New England 24, Philadelphia 21	Jacksonville



FUTURE SUPER BOWL SITES



SUPER BOWL	SITE	STADIUM	DATE
XL	Detroit, MI	Ford Field	February 5, 2006
XLI	Miami, FL	Pro Player	February 4, 2007
XLII	Glendale, AZ	TBA	February 3, 2008

BIOGRAPHY INDEX

Allan, Jared 61-62	Gado, Samkon 245	Kilian, James 243	Shea, Terry 38
Allan, Marcus 440	Gannon, Kendall 98-99	Knight, Sammy 170-173	Shields, Will 199-203
Alt, John 449	Gansz, Jr., Frank 28	Kuharich, Bill 42	Siavii, Junior 203-204
Arbanas, Fred 442	Garrett, Mike 444	Kuhbander, Brad 50	Sims, Ryan 205-206
Bailey, Anita 47	Giunta, Peter 29	Lanier, Willie 435, 462	Smith, McKenzie 207
Barber, Shawn 63-65	Gonzalez, Tony 100-110	Leemerman, Bruce 43	Smith, Richard 207-208
Barnett, Thomas 65-66	Gowdy, Cornell 43-44	Levy, Marv 441	Sniezek, Brenda 48
Bartee, William 66-68	Gray, Terrance 44	Littlefield, Matt 44	Solari, Mike 39
Battle, Julian 68-69	Green, Trent 111-122	Long, Billy 34	Spani, Gary 48, 449
Bell, Bobby 434, 462	Gregory, Don 43	Long, Khari 242	Steadman, Jack 7, 450
Bell, Kendrell 70-72	Griffin, Kris 246	Lynch, Jim 446	Stenerud, Jan 438, 462
Bennett, Wallace 47	Grigsby, Boomer 239	Maslowski, Mike 174-176	Stiles, Lynn 12
Black, Jordan 72-73	Hairston, Carl 30	Mays, Jerry 442	Still, Art 448
Blume, Ken 47	Hall, Carlos 123-124	McClinton, Curtis 447	Stills, Gary 208-210
Bober, Chris 73-74	Hall, Dante 125-132	McCleon, Dexter 177-179	Stram, Hank 439
Boerigler, Marc 74-77	Harts, Shaunard 133-134	McIntyre, Jeris 179-180	Surtain, Patrick 211-213
Bonaventura, John 43	Hatley, Mark 13	McOsker, Richard 48	Svitek, Will 241
Booth, John 77	Haynes, Abner 446, 462	Mitchell, Clint 180	Taylor, Otis 444
Brown, Dee 78-79	Headrick, Sherrill 446	Mitchell, Freddie 181-182	Teson, Annette 49
Browning, John 80-82	Herb, Patrick 50	Mitchell, Kawika 183-184	Thomas, Emmitt 445
Bruce, Andre 45	Hicks, Eric 135-138	Montana, Joe 441	Thomas, Derrick 449
Buchanan, Buck 437, 462	Hill Darrell 138-139	Moore, Bob 50	Thompson, Edwin 247
Budde, Ed 444	Hill, Dave 447	Moris, Pete 50	Thorpe, Craphonso 238
Burford, Chris 443	Hill, Mack Lee 442, 462	Murphy, Nick 185-186	Thum, Dennis 11
Burruss, Lloyd 448	Hodge, Alphonso 240	Newman, Bill 13	Tynes, Lawrence 214-216
Canonico, Eddie 82-83	Holcombe, Robert 140-141	Okoye, Christian 448	Tyrer, Jim 443
Caver, Quinton 83-84	Holmes, Priest 142-154	Olejack, Greg 44	Vance, Forest 216
Cherry, Deron 447	Holthus, Mitch 58	O'Shea, Chad 34	Ville, Zach 247
Collins, Todd 85-87	Holub, E.J. 443	Pagac, Fred 35	Verduzco, Jason 40
Colquitt, Dustin 237	Hopkins, Doug 47	Parker, Samie 186-187	Vermeil, Dick 14-20
Connol, Scott 88	Horn, Chris 154-156	Parquet, Jeremy 244	Walden, Willie 247
Cook, Chuck 43	Huard, Damon 156-158	Perkins, Justin 246	Wallis, Darvin 41
Criner, Jim 42	Hudson, Ron 42	Peterson, Carl 8-11	Warfield, Eric 217-219
Cruz, Ronnie 89	Hunt, Clark 6	Pile, Willie 187-188	Waters, Brian 220-221
Cunningham, Gunther 24-25	Hunt, Lamar 4-5, 433	Podolak, Ed 445	Webster, Mike 441
Curry, Nathaniel 245	Hurd, Jeff 31	Portz, Mike 45	Welbourn, John 222-223
Dalton, Lionel 90-91	Ingram, Johnathan 159	Richardson, Tony 189-192	Westley, Greg 224-226
Davidson, Mike 45	Issa, Jabari 159-160	Roaf, Willie 193-194	White, Mike 21
Dawson, Len 436, 462	Johnson, Aaron 161	Robinson, Johnny 443	Wiegmann, Casey 227-228
Dean, Vernon 26	Johnson, Derrick 235-236	Rudnay, Jack 446	Wilkerson, Jimmy 229-230
Delaney, Joe 450	Johnson, Larry 162-164	Sampson, Kevin 195	Williams, Brett 230-231
Dixon, Arrión 245	Johnson, Mike 246	Sapp, Benny 196	Wilson, Jerrel 7, 445
Dunn, Jason 92-94	Johnson, Stone 462	Saunders, Al 22-23	Wilson, Kris 231
Eatman, Irv 27	Joiner, Charlie 32	Saunders, Bob 36	Winston, Lamonte 49
Epps, Bud 46	Jones, Darius 246	Saxon, James 37	Woods, Jerome 232-234
Fischer, Brett 245	Karmelowicz, Bob 33	Scanlon, Rich 197	Young, Dale 49
Fox, Keyaron 94-95	Kendall, Dave 46	Schneider, Steve 48	
Fujita, Scott 95-97	Kennison, Eddie 165-169	Sharpe, Montique 198	



CHIEFS FUTURE OPPONENTS



2006

Home	Away
Baltimore	Cleveland
Cincinnati	Pittsburgh
San Francisco	Arizona
Seattle	St. Louis
AFC South*	AFC East*

2008

Home	Away
Buffalo	New England
Miami	N.Y. Jets
New Orleans	Atlanta
Tampa Bay	Carolina
AFC South*	AFC North*

2007

Home	Away
Jacksonville	Houston
Tennessee	Indianapolis
Green Bay	Chicago
Minnesota	Detroit
AFC North*	AFC East*

2009

Home	Away
Cleveland	Baltimore
Pittsburgh	Cincinnati
Dallas	Philadelphia
N.Y. Giants	Washington
AFC East*	AFC South*

Note: The Chiefs will also play a home and away series against each of the other three AFC West teams each year.

* Final two opponents for each year are determined based on finish in previous season's standings.

INDEX OF CHARTS & BOXES

<p>101 AFC Coach of the Year 453</p> <p>101 AFC Def. Player of the Year 453</p> <p>101 AFC Off. Player of the Year 453</p> <p>150-Yard Rushing Games 164</p> <p>1962 AFL Champions 361</p> <p>1962 AFL Rookie Of The Year 453</p> <p>1962 AFL West All-Stars 517</p> <p>1966 AFL Champions 361</p> <p>1969 World Champions 368</p> <p>1975 Coaching Staff 282</p> <p>25-Year All-Time Team, Chiefs 450</p> <p>40th Anniversary Team, Chiefs 455</p> <p>Acquisitions, Significant 418</p> <p>AFC Home Records, '95-04 67</p> <p>AFC/NFC Offensive Players of the Week, Offensive Linemen 221</p> <p>AFC/NFC Pro Bowl Selections 452</p> <p>AFC Players of the Month 454</p> <p>AFC Players of the Week 454-455</p> <p>AFC West Division Play, '90-04 97</p> <p>AFC West Division Play, '95-04 97</p> <p>AFL All-Star Selections, Chiefs 451</p> <p>AFL Players of the Year 453</p> <p>All-Madden Team 453</p> <p>All-Rookie Teams 454</p> <p>All-Time AFL Team 454</p> <p>All-Time Management/Staff 430</p> <p>Arrowhead Stadium</p> <p>Arrowhead Opens 281</p> <p>Arrowhead's Sellout Streak 8</p> <p>Arrowhead Sports 49</p> <p>Arrowhead Stadium 343-344</p> <p>Arrowhead Tradition 345-346</p> <p>Non-Chiefs, Non-Wizards</p> <p>Events, 1972-present 347</p> <p>Attendance Information 339</p> <p>Attendance Records 339</p> <p>Big Yardage Days 531-532</p> <p>Biography Index 541</p> <p>Chiefs Assistant Coaches</p> <p>1975 Coaching Staff 282</p> <p>2005 Coaching Staff 31</p> <p>All-Time Assistants 405-406</p> <p>All-Time Coordinators 395</p> <p>Chiefs Assistants Who Became NFL Head Coaches 521</p> <p>Chiefs Career Leaders 524-528</p> <p>Chiefs Coaching Records 293</p> <p>Chiefs Flashback 244</p> <p>Chiefs in the Community 52-53</p> <p>Chiefs on the Web</p> <p>Chiefs.com 252</p> <p>Chiefsmedia.com 252</p> <p>Chiefs Honor Grove 447</p> <p>Chiefs in Other Professional Leagues</p> <p>CFL Chiefs 428</p> <p>Current Chiefs with USFL Ties 429</p> <p>NFL Europe/World League Chiefs 429</p> <p>Chiefs Record Book</p> <p>10-Catch Games, Career 108</p> <p>100-Yard Receiving Games, Career 106</p> <p>100-Yard Rushing Games, Consecutive Games 162</p> <p>100-Yard Rushing Games, Career 152</p> <p>100-Yard Rushing Games, Season 152</p> <p>20+ Yard Passes, Career 531</p> <p>300-Yard Passing Games, Career 121</p> <p>300-Yard Passing Games, Season 121</p> <p>Average Gain, Career 121</p>	<p>Completion Pct., Career 120</p> <p>Completion Pct., Season 120</p> <p>Completions, Career 122</p> <p>Completions, Season 122</p> <p>Consecutive Games Played 202</p> <p>Consecutive Games with a Reception 106</p> <p>Consecutive Games, Rush TD 164</p> <p>Consecutive Games Started 203</p> <p>Consecutive Starts by a QB 121</p> <p>Games Played, Career 201</p> <p>Games Started, Career 200</p> <p>Kickoff Returns, Career 131</p> <p>Kickoff Return</p> <p>Touchdowns, Career 132</p> <p>Kickoff Return Yards, Career 131</p> <p>Longest Kickoff Returns 132</p> <p>Longest Pass Reception 76</p> <p>Longest Punt Return 132</p> <p>Pass Attempts, Career 122</p> <p>Passer Rating, Career 112</p> <p>Passing Yards, Career 114</p> <p>Passing Yards, Season 122</p> <p>PATs Attempted, Season 216</p> <p>PATs Made, Season 216</p> <p>Points Scored, Career 152</p> <p>Pro Bowl/AFL All-Star Seasons 202</p> <p>Punt Returns, Career 131</p> <p>Punt Return Average, Career 128</p> <p>Punt Return Touchdowns, Career 132</p> <p>Punt Return Yards, Career 131</p> <p>Receptions, Career 110</p> <p>Receptions by RB, Career 150</p> <p>Receptions, Consecutive Games 107</p> <p>Receptions, Game 105</p> <p>Receptions, Season 108</p> <p>Receiving Yards, Career 100</p> <p>Receiving Yds. by RB, Career 150</p> <p>Rushing Attempts, Career 153</p> <p>Rushing Touchdowns, Career 149</p> <p>Rushing Yards, Career 144</p> <p>Sacks, Career 135</p> <p>Sacks, Rookie Season 61</p> <p>Special Teams</p> <p>Scores, Career 127</p> <p>Special Teams</p> <p>Tackles, Career 209</p> <p>Special Teams</p> <p>Tackles, Season 210</p> <p>Tackles, Season 96, 175</p> <p>Total Touchdowns, Career 149</p> <p>Touchdown Catches, Career 110</p> <p>Touchdown Passes, Career 121</p> <p>Touchdown Passes, Season 531</p> <p>Touches from Scrimmage, Career 152</p> <p>Wins by Starting QB, Career 116</p> <p>Yards from Scrimmage, Career 151</p> <p>Yards of Total Offense, Game, Team 354</p> <p>Chiefs vs. AFC West, '90-04 93</p> <p>Chiefs vs. AFC West, '95-04 93</p> <p>College Football Games at Arrowhead, 2005 346</p> <p>Comeback Player of the Year 453</p> <p>Cover Information 1</p> <p>Credits 3</p> <p>Dawson, Lenny The Cool 278</p> <p>Defensive Player of the Year 453</p> <p>Defensive Rookie of the Year 453</p> <p>Defensive Scores, All-Time 513-514</p> <p>Delaney, Joe (1958-1983) 284</p> <p>Derrick Thomas Award 461</p>	<p>Directories 26</p> <p>Directory 2-3</p> <p>Draft</p> <p>All-Time Chiefs Selections 409-417</p> <p>Chiefs in Expansion Drafts 417</p> <p>First-Round Draft Picks 417</p> <p>First-Round Picks by Position 417</p> <p>NFL Players Drafted in 11th Round or Later 99</p> <p>Ed Block Courage Award 454</p> <p>Epps, Kendall Inducted Into Missouri Sports Medicine HOF 87</p> <p>Extreme Makeover: Home Edition 115</p> <p>Fan-Tastic 6</p> <p>Fight Song, Chiefs 283</p> <p>Foolish Club 277</p> <p>Football Staff 45</p> <p>Game-Winning FGs 532</p> <p>Gonzalez, Tony</p> <p>100-Yard Receiving Games 109</p> <p>2005 Season Honored in HOF 102</p> <p>Game-By-Game Statistics 108</p> <p>Pro Milestones 106</p> <p>Stats vs. Hall of Fame TEs 109</p> <p>Stats vs. the NFL 110</p> <p>Green, Trent</p> <p>100.0+ QB Rating Games 121</p> <p>300-Yard Games 117</p> <p>Game-By-Game Passing 119-120</p> <p>Game-Winning Performances 116</p> <p>Record vs. the NFL 122</p> <p>Hall of Fames</p> <p>Chiefs 442-450</p> <p>Chiefs in Missouri Sports 455</p> <p>Chiefs in College Football 487</p> <p>Chiefs in Pro Football 432-441</p> <p>Chiefs Memorabilia in 173</p> <p>Lamar Hunt in 433</p> <p>Missouri Sports Medicine 87</p> <p>Hallelujah Corner 287</p> <p>Hall, Dante</p> <p>100-Yard Receiving Games 132</p> <p>Career Touchdowns 132</p> <p>Game-By-Game Statistics 130-131</p> <p>Playground Bull 127</p> <p>Hatley, Mark (1949-2004) 36</p> <p>Head Coaches</p> <p>Chiefs All-Time 293</p> <p>Heisman Trophy Chiefs 455</p> <p>Hicks, Eric</p> <p>Multi-Sack Games 138</p> <p>Sack Victims 138</p> <p>Homes of the Chiefs 343</p> <p>Holmes, Priest</p> <p>100-Yard Receiving Games 151</p> <p>100-Yard Rushing Games 153</p> <p>Game-By-Game Statistics 149-151</p> <p>Games With Three Or More Touchdowns 153</p> <p>Rushing Title Winners, Chiefs 154</p> <p>Stats vs. the NFL 152</p> <p>Top Performances, Combined Net Yards 148</p> <p>How The Chiefs Were Built 251</p> <p>Hunt, Lamar</p> <p>Hall of Fames 433</p> <p>Hunt Family Portrait 5</p> <p>Lamar Hunt Trophy 433</p> <p>Records, Year-by-Year 433</p> <p>Important Dates, 2005-06 249</p> <p>Interceptors, The Jerseys 284</p> <p>Jerseys</p> <p>Jerseys Worn By One Player 404</p> <p>Most Frequently Issued 404</p>
---	---	---

NFL's Best by Number	223	December Home		Overtime	341
Players Who Wore Multiple	404	Winning Streaks	236	Postseason by Stadium	356
Retired Jerseys	462	First Downs, Season, Team	246	Record When	358-512
Johnson, Larry		Kick Return Touchdowns,		Record vs. AFC West	340
100-Yard Rushing Games	164	Season	132	Record vs. NFL	349-358
Games with Two		Longest Average		Thanksgiving Day Games	342
or More Touchdowns	164	Length Of Touchdowns,		Richardson, Tony	
KC Wolf	161	Career	130	PFW Humanitarian of the Year	453
Kendall, Epps Inducted Into		Passer Rating, Career	111	Tsunami Relief Mission	190
Missouri Sports Medicine HOF	87	Receptions by TE, Career	101	Rookie Free Agents, Notable	247
Kennison, Eddie		Receptions by TE, Season	104	Rookie of the Year	453
100-Yard Receiving Games	166	Receptions by TE, Game	110	Rosters, Chiefs	
Game-By-Game Statistics	168-169	Receiving TDs by TE, Career	103	Alphabetical, 2005	248-249
Game-Winning,		Receiving Yards by TE, Career	102	Alphabetical, All-Time	382-395
Fourth-Quarter TD Catches	169	Receiving Yards by TE, Season	110	By Colleges, All-Time	396
Lamar Hunt Trophy	433	Rushing Touchdowns,		How They Were Built, 2005	251
Last Time	533-534	Consecutive Seasons, Team	48	In Other Pro Leagues	428-429
Legendary Linebackers	280	Rushing Touchdowns,		Numerical, All-Time	397-404
Logo History, Secondary	89	Three-Year Span	147	Position-By-Position, 2005	250
Longest Games, NFL History	369	Touchdown Receptions		Practice Squad, All-Time	407-408
Longest Plays, Chiefs		by TE, Career	103	Rushing Title Winners, Chiefs	154
All-Time	529-530	Total Touchdowns,		Schedules	
Mack Lee Hill Award	460	Three-Year Span	146	Chiefs, 2005	Outside Back Cover
Maxwell Club		Yards Total Offense		Chiefs Future Opponents,	
Earl "Greasy" Neale Award	453	Season, Team	247	2006-09	541
Medical Staff	46	Yards Total Offense		NFL, 2005	535-537
Merchandise Sales Leaders	57	Game, Both Teams	354	Postseason, 2005	537
Montana and Marcus	286	Offensive Player of the Year	453	Schools Producing The	
NFL's 75th Anniversary		Offensive Return Scores	517	Most Chiefs	396
Team	435, 453	One Of A Kind	223	September 11th	289
NFL Europe Defensive MVP	219	Order of the Leather Helmet	453	Shields, Will	
NFL Leaders		Parkersburg, Iowa,		PFW Humanitarian of the Year	453
100-Yard Rushing Games,		Current NFL Players From	228	Philanthropists Of the Year	201
2001-04	153	Peterson, Carl		Shutouts, All-Time	516
Active Starting Streaks	199	Carl & Marty	285	Special Teams Scores,	
Active Starting Streaks		Football Fortunes	11	All-Time	515
by QBs	114	Highlights with Chiefs	10	The Sporting News Sportsman	
Completions, 2001-04	113	PFW Golden Toe Award	453	of the Year	453
December Name Records	404	PFW Humanitarian of the Year	453	Staff Photos	54-57
Fewest Sacks Allowed,		Philanthropists of the Year	201	Standings	
Team, 2001-04	182	Phil Simms' All-Iron Team	453	AFL, '60-69	329-338
First Downs, Team, 2001-04	182	Playoff Capsule	359	NFL, '70-04	294-338
Home Records, '95-04	67	Playoff Game Summaries	360-381	Starters, Chiefs	
Interceptions, '97-04	171	Postseason Results, 2004	537	All-Time	294-338
Interceptions, 2000-04	212	Pro Bowl/AFL All-Star Games		All-Time Starting QBs	421-427
Kick Return Touchdowns,		1962 AFL West Team	517	Game-By-Game, 2004	258
2002-04	126	2004 Chiefs	452	Stram, Hank (1923-2005)	7
Passing Yards, 2001-04	113	2005 Chiefs	226	Super Bowl	
Passing Yards, 2001-04,		Chiefs Selections	451-452	Future Sites	540
Team	69	Pro Bowl Trio	221	Results	540
Prints, 2001-04, Team	160	Pronunciation Guide	41	Silver Anniversary Team	453
Red Zone TD		Public Relations and		Taylor, Otis Acquisition	279
Efficiency, '95-04	139	Media Policies	50-51	Thomas, Derrick (1967-2000)	289
Receiving Yards by a RB,		Quarterbacks		Three-Time AFL Champions	280
2001-04	144	Playoff Results	420	Top Performances,	
Rushing Yards, 2001-04	145	Regular Season Winning Pct.	420	Chiefs	501-507
Rushing Yards, Team,		Regular Season		Opponents	507-512
2001-04	69	Games Started	420	Training Camp Information	
Rushing Yards Per Game,		Regular Season Winning		Contact Information	79
2001-04	142	Percentage at Arrowhead	420	Directions	79
Scrimmage Yard Per Game,		Starting Results	419	Sites	79
2001-04	143	Winning Pct. Opponents	427	UW-River Falls Information	79
Takeaways, '97-04	172	Radio		Triple-Threat Chiefs	517
Yards Total Offense, Team,		Affiliates	58	Turnovers, Year-by-Year	523
2001-04	160	Network Announcers	58	Turnover Triple Crown	124
Turnover Ratio, '90-04	62	Voices of the Chiefs	58	Two-Point Conversions,	
Yards From Scrimmage,		Rankings, NFL by Yardage,		All-Time	523
2001-04	145	'71-04	522	Uniform History, Chiefs	291-292
NFL Man of the Year Award		Results, Chiefs		USA Today All-Joe Team	453
Award Winners	203, 431, 453	2004	253	Vermell, Dick	
Inaugural Winner	500	All-Time, Playoffs	359	Coaching Record	16
NFL Record Book		All-Time, Regular Season	293-338	Fast Facts	17
100-Yard Receiving Games		American Bowls	348	NFL Career, Game-by-Game	18-20
by TE, Career	107	Championship Games	538-539	Record vs. the NFL	20
100-Yard Receiving Games		Home/Away	340	What To Watch in 2005	249
by TE, Season	107	Governor's Cup Series	342	Wilson, Jerrell (1941-2005)	13
Combined Kick Return		Monday Night Football	341	Year-By-Year Totals	522-523
Touchdowns, Career	125	Other Primetime Contests	341		



Small printer. Big plays.

Kingston
PRINTING, INC.

The quiet printer.

2220 Delaware • Lawrence, Kansas

800.466.6320

proud printer of the Chiefs
GAMEDAY Magazine and Media Guide

is **it** in you?®



www.gatorade.com



**PRICE
CHOPPER**
JUST RIGHT!
KANSAS CITY

2005 KANSAS CITY CHIEFS SCHEDULE

GREAT GAMES



GREAT PLAYS

2005 KANSAS CITY CHIEFS MEDIA GUIDE

August

PRESEASON



12 Fri. at Minnesota Vikings 7:00 PM



20 Sat. ARIZONA CARDINALS 7:30 PM



27 Sat. SEATTLE SEAHAWKS 7:30 PM

September



2 Fri. at St. Louis Rams 7:00 PM

REGULAR SEASON



11 Sun. NEW YORK JETS 12:00 NOON



18 Sun. at Oakland Raiders 7:30 PM



26 Mon. at Denver Broncos 8:00 PM

October



2 Sun. PHILADELPHIA EAGLES 12:00 NOON

9 Sun. - - Open Date - -



16 Sun. WASHINGTON REDSKINS 12:00 NOON



23 Sun. at Miami Dolphins 12:00 NOON



30 Sun. at San Diego Chargers 3:05 PM

November



6 Sun. OAKLAND RAIDERS 12:00 NOON



13 Sun. at Buffalo Bills 12:00 NOON



20 Sun. at Houston Texans 7:30 PM



27 Sun. NEW ENGLAND PATRIOTS 12:00 NOON

December



4 Sun. DENVER BRONCOS 3:15 PM



11 Sun. at Dallas Cowboys 3:15 PM



17 Sat. at New York Giants 4:00 PM



24 Sat. SAN DIEGO CHARGERS 12:00 NOON

January



1 Sun. CINCINNATI BENGALS 12:00 NOON

(All times are central)

GREAT GAMES



GREAT PLAYS