


DOLPHINS

K45994 \$5



**OFFICIAL
1988 YEARBOOK**



WIOD

AM 610 RADIO



*Frequent news, weather and traffic updates.
Depend on it.*

CONTENTS

| | |
|-------------------------------------|----|
| 1987 Dolphin Statistics. | 4 |
| Joe Robbie Stadium | 6 |
| 1987 Game-By-Game Summaries .7 | |
| Playoff History | 12 |
| Dolphins On The Air | 18 |
| Dolphins In Hall Of Fame. | 19 |
| Owner Joe Robbie | 20 |
| Head Coach Don Shula | 22 |
| The Offense | 24 |
| The Defense. | 38 |
| Dolphins 1988 Veteran Roster . .51 | |
| 1988 Draft Choices | 52 |
| Assistant Coaches. | 54 |
| Dolphins Individual Records . . .56 | |
| Miscellaneous Statistics | 62 |
| What To Look For In 1988 | 64 |
| Dolphin Directory | 65 |
| 1988 NFL Schedule | 66 |

ON THE COVER: In only five years Dan Marino already has become the top-ranked passer in the history of the NFL. Marino holds 20 Dolphin team records and 17 NFL records.

Produced by
TIGER PRESS INC.
in cooperation with the Miami Dolphins Ltd.

LOU SAHADI
Publisher

EDDIE WHITE
JEFF BLUMB
Contributing Editors

GERRY REPP
Art Director

AL ROSENBERG
Production

SPORTS CONSULTANTS INTERNATIONAL
Advertising

DAVE CROSS
Photography

GAYLE BADEN
Editorial Assistant

KABLE NEWS COMPANY
Circulation

© 1988 by TIGER PRESS INC., Lawrence Lane, Palisades, New York 10964. All rights reserved. Reproduction in part or whole without permission of the publisher is prohibited. Additional copies may be obtained by sending \$5, plus \$1 postage and handling, to P.O. Box 42, Palisades, N.Y. 10964.

1988 SCHEDULE

REGULAR SEASON

| | | |
|----------------|-----------------|-----------|
| Sun., Sept. 4 | at Chicago | 1:00 p.m. |
| Sun., Sept. 11 | at Buffalo | 1:00 p.m. |
| Sun., Sept. 18 | GREEN BAY | 1:00 p.m. |
| Sun., Sept. 25 | at Indianapolis | 1:00 p.m. |
| Sun., Oct. 2 | MINNESOTA | 4:00 p.m. |
| Sun., Oct. 9 | at L.A. Raiders | 4:00 p.m. |
| Sun., Oct. 16 | SAN DIEGO | 1:00 p.m. |
| Sun., Oct. 23 | N.Y. JETS | 4:00 p.m. |
| Sun., Oct. 30 | at Tampa Bay | 1:00 p.m. |
| Sun., Nov. 6 | at New England | 1:00 p.m. |
| Mon., Nov. 14 | BUFFALO | 9:00 p.m. |
| Sun., Nov. 20 | NEW ENGLAND | 8:00 p.m. |
| Sun., Nov. 27 | at N.Y. Jets | 1:00 p.m. |
| Sun., Dec. 4 | INDIANAPOLIS | 1:00 p.m. |
| Mon., Dec. 12 | CLEVELAND | 9:00 p.m. |
| Sun., Dec. 18 | at Pittsburgh | 1:00 p.m. |

All starting times are Eastern time



1987 DOLPHINS STATISTICS

REGULAR-SEASON RESULTS (8-7)

| DATE | OPPONENT | SCORE | | ACTUAL ATTENDANCE |
|----------|-----------------|------------|---|-------------------|
| Sept. 13 | at New England | 21-28 | L | 54,642 |
| Sept. 20 | at Indianapolis | 23-10 | W | 57,524 |
| Oct. 4 | at Seattle | 20-24 | L | 19,448 |
| Oct. 11 | KANSAS CITY | 42-0 | W | 25,867 |
| Oct. 18 | at N.Y. Jets | 31-37 (OT) | L | 18,249 |
| Oct. 25 | BUFFALO | 31-34 (OT) | L | 61,295 |
| Nov. 1 | PITTSBURGH | 35-24 | W | 52,578 |
| Nov. 8 | at Cincinnati | 20-14 | W | 53,840 |
| Nov. 15 | INDIANAPOLIS | 21-40 | L | 65,433 |
| Nov. 22 | at Dallas | 20-14 | W | 56,519 |
| Nov. 29 | at Buffalo | 0-27 | L | 68,055 |
| Dec. 7 | N.Y. JETS | 37-28 | W | 62,592 |
| Dec. 13 | at Philadelphia | 28-10 | W | 63,841 |
| Dec. 20 | WASHINGTON | 23-21 | W | 65,715 |
| Dec. 28 | NEW ENGLAND | 10-24 | L | 61,192 |

TEAM STATISTICS

| | Dolphins | Opponents | | | | |
|------------------------|----------|-----------|----|----|----|-------|
| TOTAL FIRST DOWNS | 331 | 314 | | | | |
| By Rushing | 109 | 115 | | | | |
| By Passing | 197 | 176 | | | | |
| By Penalty | 25 | 23 | | | | |
| Third Down: Made/Att. | 96/202 | 94/208 | | | | |
| Third Down Efficiency | 47.5 | 45.2 | | | | |
| Fourth Down: Made/Att. | 9/18 | 5/13 | | | | |
| TOTAL NET YARDS | 5538 | 5445 | | | | |
| Average Per Game | 369.2 | 363.0 | | | | |
| Total Plays | 1005 | 1013 | | | | |
| Average Per Play | 5.5 | 5.4 | | | | |
| NET YARDS RUSHING | 1662 | 2198 | | | | |
| Average Per Game | 110.8 | 146.5 | | | | |
| Total Rushes | 408 | 498 | | | | |
| Average Per Rush | 4.1 | 4.4 | | | | |
| NET YARDS PASSING | 3876 | 3247 | | | | |
| Average Per Game | 258.4 | 216.5 | | | | |
| Tackled/Yards Lost | 13/101 | 21/183 | | | | |
| Gross Yards | 3977 | 3430 | | | | |
| Attempts/Completions | 584/338 | 494/295 | | | | |
| Completion Percentage | 57.9 | 59.7 | | | | |
| Had Intercepted | 20 | 16 | | | | |
| PUNTS/AVERAGE | 63/38.5 | 71/38.8 | | | | |
| NET PUNTING AVERAGE | 35.3 | 32.7 | | | | |
| PENALTIES/YARDS | 76/634 | 103/850 | | | | |
| FUMBLES/BALLS LOST | 37/17 | 32/16 | | | | |
| TOUCHDOWNS | 47 | 42 | | | | |
| By Rushing | 16 | 18 | | | | |
| By Passing | 29 | 21 | | | | |
| By Returns | 2 | 3 | | | | |
| Score By Quarters | 1 | 2 | 3 | 4 | OT | Total |
| DOLPHINS | 90 | 100 | 89 | 83 | 0 | 362 |
| OPPONENTS | 63 | 105 | 61 | 97 | 9 | 335 |

RUSHING

| | NO. | YDS. | AVG. | LG | TD |
|-------------|-----|------|------|----|----|
| Stradford | 145 | 619 | 4.3 | 51 | 6 |
| Hampton | 75 | 289 | 3.9 | 34 | 1 |
| R. Scott | 47 | 199 | 4.2 | 24 | 3 |
| Davenport | 32 | 114 | 3.6 | 27 | 1 |
| W. Bennett | 25 | 102 | 4.1 | 18 | 0 |
| Mackey | 17 | 98 | 5.8 | 17 | 2 |
| Bailey | 10 | 55 | 5.5 | 13 | 0 |
| Konecny | 6 | 46 | 7.7 | 19 | 0 |
| Tagliaferri | 13 | 45 | 3.5 | 7 | 1 |
| Isom | 9 | 41 | 4.6 | 8 | 1 |
| Nathan | 4 | 20 | 5.0 | 8 | 0 |
| Jensen | 4 | 18 | 4.5 | 9 | 0 |
| Roth | 3 | 10 | 3.3 | 9 | 0 |
| Clayton | 2 | 8 | 4.0 | 4 | 0 |
| T. Brown | 3 | 3 | 1.0 | 3 | 0 |
| Roby | 1 | 0 | 0.0 | 0 | 0 |
| Marino | 12 | -5 | -0.4 | 5t | 1 |
| DOLPHINS | 408 | 1662 | 4.1 | 51 | 16 |
| OPPONENTS | 498 | 2198 | 4.4 | 31 | 18 |

PASSING

| | ATT. | COMP. | YDS. | PCT. | TD | INT. | LG | SACK LOST | RATING |
|------------|------|-------|------|-------|----|------|-----|-----------|--------|
| Marino | 444 | 263 | 3245 | 59.2 | 26 | 13 | 59t | 9/77 | 89.2 |
| Mackey | 109 | 57 | 604 | 52.3 | 3 | 5 | 30 | 4/24 | 58.8 |
| Strock | 23 | 13 | 114 | 56.5 | 0 | 1 | 26 | 0/0 | 51.7 |
| Stankavage | 7 | 4 | 8 | 57.1 | 0 | 1 | 8 | 0/0 | 22.6 |
| Stradford | 1 | 1 | 6 | 100.0 | 0 | 0 | 6 | 0/0 | 91.7 |
| DOLPHINS | 584 | 338 | 3977 | 57.9 | 29 | 20 | 59t | 13/101 | 81.0 |
| OPPONENTS | 494 | 295 | 3430 | 59.7 | 21 | 16 | 55 | 21/183 | 81.5 |

RECEIVING

| | NO. | YDS. | AVG. | LG | TD |
|-------------|-----|------|------|-----|----|
| Stradford | 48 | 457 | 9.5 | 34 | 1 |
| Clayton | 46 | 776 | 16.9 | 43 | 7 |
| Duper | 33 | 597 | 18.1 | 59t | 8 |
| Hardy | 28 | 292 | 10.4 | 31 | 2 |
| Davenport | 27 | 249 | 9.2 | 29 | 1 |
| Pruitt | 26 | 404 | 15.5 | 37 | 3 |
| Jensen | 26 | 221 | 8.5 | 20 | 1 |
| Hampton | 23 | 223 | 9.7 | 24 | 0 |
| Tagliaferri | 12 | 117 | 9.8 | 27 | 0 |
| Nathan | 10 | 77 | 7.7 | 14 | 0 |
| Douglas | 9 | 92 | 10.2 | 17 | 1 |
| Sampleton | 8 | 64 | 8.0 | 19 | 0 |
| Chavis | 7 | 108 | 15.4 | 27 | 0 |
| Lewis | 6 | 53 | 8.8 | 22 | 1 |
| Konecny | 6 | 26 | 4.3 | 10 | 0 |
| Reilly | 5 | 70 | 14.0 | 20 | 0 |
| Da. Johnson | 4 | 35 | 8.8 | 22 | 2 |
| W. Bennett | 4 | 18 | 4.5 | 6 | 0 |
| Caterbone | 2 | 46 | 23.0 | 30 | 0 |
| W. Smith | 2 | 13 | 6.5 | 8 | 1 |
| R. Scott | 2 | 7 | 3.5 | 5 | 0 |
| Isom | 1 | 11 | 11.0 | 11 | 0 |
| Banks | 1 | 10 | 10.0 | 10t | 1 |
| T. Brown | 1 | 6 | 6.0 | 6 | 0 |
| Farmer | 1 | 5 | 5.0 | 5 | 0 |
| DOLPHINS | 338 | 3977 | 11.8 | 59t | 29 |
| OPPONENTS | 295 | 3430 | 11.6 | 55 | 21 |

INTERCEPTIONS

| | NO. | YDS. | AVG. | LG | TD |
|-----------|-----|------|------|----|----|
| Lankford | 3 | 44 | 14.7 | 44 | 0 |
| Blackwood | 3 | 17 | 5.7 | 17 | 0 |
| Randle | 2 | 16 | 8.0 | 11 | 0 |
| Hooper | 2 | 11 | 5.5 | 11 | 0 |
| Judson | 2 | 11 | 5.5 | 10 | 0 |
| Hobley | 2 | 7 | 3.5 | 7 | 0 |
| Sowell | 1 | 29 | 29.0 | 29 | 0 |
| B. Brown | 1 | 0 | 0.0 | 0 | 0 |
| DOLPHINS | 16 | 135 | 8.4 | 44 | 0 |
| OPPONENTS | 20 | 298 | 14.9 | 68 | 2 |

PUNTING

| | NO. | YDS. | AVG. | TB | IN 20 | LG | BLK. |
|-----------|-----|------|------|----|-------|----|------|
| Roby | 32 | 1371 | 42.8 | 3 | 8 | 77 | 0 |
| Hayes | 7 | 274 | 39.1 | 0 | 1 | 51 | 1 |
| Gore | 14 | 502 | 35.9 | 0 | 6 | 60 | 0 |
| Strock | 9 | 277 | 30.8 | 0 | 5 | 44 | 0 |
| DOLPHINS | 63 | 2424 | 38.5 | 3 | 20 | 77 | 1 |
| OPPONENTS | 71 | 2753 | 38.8 | 7 | 21 | 73 | 0 |

PUNT RETURNS

| | NO. | FC | YDS. | AVG. | LG | TD |
|-----------|-----|----|------|------|----|----|
| Schwedes | 24 | 6 | 203 | 8.5 | 31 | 0 |
| Caterbone | 9 | 4 | 78 | 8.7 | 21 | 0 |
| B. Brown | 2 | 1 | 8 | 4.0 | 8 | 0 |
| Blackwood | 1 | 1 | 1 | 1.0 | 1 | 0 |
| Hooper | 1 | 0 | 0 | 0.0 | 0 | 0 |
| Stradford | 0 | 1 | 0 | 0.0 | 0 | 0 |
| DOLPHINS | 37 | 13 | 209 | 7.8 | 31 | 0 |
| OPPONENTS | 26 | 12 | 141 | 5.4 | 15 | 0 |

KICKOFF RETURNS

| | NO. | YDS. | AVG. | LG | TD |
|------------------|-----------|-------------|-------------|-----------|----------|
| Hampton | 16 | 304 | 19.0 | 32 | 0 |
| Stradford | 14 | 258 | 18.4 | 32 | 0 |
| Schwedes | 9 | 177 | 19.7 | 34 | 0 |
| Hardy | 5 | 62 | 12.4 | 18 | 0 |
| Farmer | 3 | 56 | 18.7 | 23 | 0 |
| Roth | 2 | 49 | 24.5 | 26 | 0 |
| Da. Johnson | 2 | 13 | 6.5 | 10 | 0 |
| R. Scott | 1 | 22 | 22.0 | 22 | 0 |
| Isom | 1 | 11 | 11.0 | 11 | 0 |
| Lewis | 1 | 0 | 0.0 | 0 | 0 |
| DOLPHINS | 54 | 952 | 17.6 | 34 | 0 |
| OPPONENTS | 67 | 1222 | 18.2 | 47 | 0 |

FIELD GOALS

| | 1-19 | 20-29 | 30-39 | 40-49 | 50+ | TOTALS |
|------------------|------------|------------|------------|------------|------------|--------------|
| Revez | 1/1 | 2/2 | 2/2 | 4/6 | 0/0 | 9/11 |
| Beecher | 1/1 | 0/0 | 1/1 | 1/2 | 0/0 | 3/4 |
| Tiffin | 0/0 | 0/0 | 0/0 | 0/1 | 0/0 | 0/1 |
| DOLPHINS | 2/2 | 2/2 | 3/3 | 5/9 | 0/0 | 12/16 |
| OPPONENTS | 0/0 | 7/8 | 4/7 | 2/5 | 1/2 | 14/22 |

SACKS

Turner 4.0, Sochia 3.5, Bosa 3.0, Readon 2.0, Lambrecht 1.5, Offerdahl 1.5, M. Brown 1.0, Brudzinski 1.0, Frye 1.0, Graf 1.0, S. Scott 1.0, Wimberly 0.5

DOLPHINS 21.0, OPPONENTS 13.0

SCORING

| | TDR | TDP | TDRt | PAT | FG | POINTS |
|------------------|-----------|-----------|----------|--------------|--------------|------------|
| Revez | 0 | 0 | 0 | 28/30 | 9/11 | 55 |
| Duper | 0 | 8 | 0 | 0/0 | 0/0 | 48 |
| Clayton | 0 | 7 | 0 | 0/0 | 0/0 | 42 |
| Stradford | 6 | 1 | 0 | 0/0 | 0/0 | 42 |
| Beecher | 0 | 0 | 0 | 12/12 | 3/4 | 21 |
| Pruitt | 0 | 3 | 0 | 0/0 | 0/0 | 18 |
| R. Scott | 3 | 0 | 0 | 0/0 | 0/0 | 18 |
| Davenport | 1 | 1 | 0 | 0/0 | 0/0 | 12 |
| Hardy | 0 | 2 | 0 | 0/0 | 0/0 | 12 |
| Da. Johnson | 0 | 2 | 0 | 0/0 | 0/0 | 12 |
| Mackey | 2 | 0 | 0 | 0/0 | 0/0 | 12 |
| Banks | 0 | 1 | 0 | 0/0 | 0/0 | 6 |
| Douglas | 0 | 1 | 0 | 0/0 | 0/0 | 6 |
| Hampton | 1 | 0 | 0 | 0/0 | 0/0 | 6 |
| Hobley | 0 | 0 | 1 | 0/0 | 0/0 | 6 |
| Hooper | 0 | 0 | 1 | 0/0 | 0/0 | 6 |
| Isom | 1 | 0 | 0 | 0/0 | 0/0 | 6 |
| Jensen | 0 | 1 | 0 | 0/0 | 0/0 | 6 |
| Lewis | 0 | 1 | 0 | 0/0 | 0/0 | 6 |
| Marino | 1 | 0 | 0 | 0/0 | 0/0 | 6 |
| W. Smith | 0 | 1 | 0 | 0/0 | 0/0 | 6 |
| Tagliaferri | 1 | 0 | 0 | 0/0 | 0/0 | 6 |
| Tiffin | 0 | 0 | 0 | 4/4 | 0/1 | 4 |
| DOLPHINS | 16 | 29 | 2 | 44/47 | 12/16 | 362 |
| OPPONENTS | 18 | 21 | 3 | 41/41 | 14/22 | 335 |



JOE ROBBIE STADIUM



The critics said it never could be done. But reality shows that the dream has come true.

The Miami Dolphins enter their second season of play in the new 74,930-seat Joe Robbie Stadium in 1988. Built at a cost of \$115 million, the state-of-the-art, open-air facility was the first of its kind to be constructed entirely with private funds.

After a highly successful opening year, much more is in store in the future. The National Football League's premier game, Super Bowl XXIII, comes to JRS on Jan. 22, 1989. The event will mark the Super Bowl's return to South Florida after a 10-year absence, and it's obvious the main reason for the return is JRS itself.

Built with world-class soccer in mind, JRS undoubtedly will be one of the primary sites chosen in the next year or two to play host to matches when the 1994 World Cup comes to the United States. "I have been to 98 countries and seen many stadiums, but this is the best," said Colombian Soccer Federation President Leon Londono, a member of the FIFA committee which will designate sites, after touring the facility last spring. "I have told (FIFA president) Dr. Joao Havelange about this stadium."

In its first 12 months of operation, Joe Robbie Stadium displayed its versatility by playing host to a wide variety of events other than Dolphin games. The Marlboro Soccer Cup of Miami and a concert featuring Rod Stewart, Hall and Oates and Chicago were just two events that the people of South Florida could attend at JRS.

Major league baseball also came to the stadium in the form of two exhibition contests on March 11-12. The first night, the L.A. Dodgers defeated the Baltimore Orioles, 10-8, in front of 24,247, the largest crowd ever to see a major-league game in the state of Florida. In the second game, the Montreal Expos beat the Orioles by a 9-3 score with 17,830 in attendance.

Both baseball games were played with a temporary 30-foot wall as the left field fence to compensate for a distance of 272 feet down the foul line. But should South Florida ever acquire a major-league team, the permanent seats on the stadium's north side would be replaced by retractable seating at a cost of several million dollars. The conversion, which can be accomplished in a matter of months, would give JRS an estimated capacity of 50,000, as well as a left field line measuring about 345 feet.

Dodgers manager Tommy Lasorda had nothing but good things to say about Joe Robbie Stadium's capability to serve as a baseball facility after watching his team play there in March. "You get those left field seats moved back and you're going to have a very beautiful place to play baseball," Lasorda said. "It's got the potential to be a heckuva baseball stadium. Joe Robbie did a great job on this place. If you can't enjoy this, you can't enjoy anything."

The stadium's namesake, Dolphins owner Joe Robbie, even states that his stadium will be the home to baseball on a full-time basis within the next several years. "I predict we will have a major-league team playing in this stadium as early as 1991 or 1992," says Robbie. "The two exhibition games played here last March will be marked as the time that really began the drive for major-league baseball in Miami. We're going to get it the first way we can, whether we purchase an expansion team or someone moves a team here."

Located one mile south of the Dade-Broward county line, Joe Robbie Stadium sits on a 160-acre site. It is 16 miles northwest of downtown Miami and 14 miles north of the Orange Bowl, the Dolphins' former home.

The first football game in Joe Robbie Stadium featured Miami against Chicago in a preseason battle won by the Bears, 10-3, on Aug. 16, 1987 (the 22nd anniversary of the Dolphin franchise). Plans for the stadium first were announced on March 5, 1984. Clearing of the stadium site began on July 22, 1985, and groundbreaking ceremonies were held on Dec. 1, 1985 — just 20½ months prior to the first game.

Financing for the stadium is based largely upon the leasing of executive suites and club seats on 10-year leases. Executive suites, which seat 10, 12 or 16 people per box, range in price from \$29,000-\$65,000 per year. Each executive suite is fully furnished, including air-conditioning, carpeting, refrigerator, icemaker, lockable liquor cabinet, lounge furniture, two TV monitors and optional telephone hookup and catered food and beverage service. A suiteholder also receives two free parking spaces as well as four guest passes.

Club seats, which are priced from \$600-\$1,400 per year on a 10-year lease, are 21" wide (two inches wider than other seats in the stadium) with chairback and armrest. Club seats, whose patrons are kept cool by overhead vents which blow cold air down on them, are the only grandstand-style seating in the stadium underneath the overhang of the upper deck. Club seat holders also are guaranteed a parking space.

Only executive suite and club seat lessees have access to the air-conditioned stadium club, located behind the suites. The stadium club, which features a better food and beverage service than that found at concession stands, runs around the entire stadium. Holders of executive suites and club seats, who have the option to renew their lease over the life of the stadium, also have the right of first refusal on their seats for all other events in the stadium except the Super Bowl.

General seating in Joe Robbie Stadium is a 19" chairback seat with armrest, which compares favorably with the 17" bench seat of the Orange Bowl. Each seat offers an excellent view of the playing field as there are no obstructed seats in the stadium.

The stadium is easily accessible by the fan. Eight 25' wide ramps (two per corner) lead up to the upper deck. Also located on each corner are two escalators, one rising to the upper deck, the other to the club level. Executive suite holders also may access their seats by any one of four designated elevators.

There are a total of 14,970 parking spaces for cars and 254 for buses in the 140-acre on-site lot. There also is a helipad.

Comfort and convenience for the fan is the byword at Joe Robbie Stadium. In the general seating areas (100, 400 levels), there are 40 concession stands (each with a TV monitor so as not to miss a minute of the action). Throughout the stadium, there are a total of 80 restrooms (40 men, 40 women). For added enjoyment of the game, two giant scoreboards each equipped with a color Sony JumboTRON video screen are located on the ends of the stadium.

The playing field is Prescription Athletic Turf (natural grass). Its drainage capacity is such that there would be a firm playing surface within 30 minutes of a 1" per hour rain.

Field lighting is 150-plus foot candles. The field lights also have the added feature of instant restrike capability. This means that the lights will go right back on after a power failure because they do not need a 20-30 minute warmup period as with some stadium lights.

Originally named Dolphin Stadium, the facility was renamed by the Robbie children on April 30, 1987, for the man who had been the driving force behind its construction. "We have seen our father lay everything he owns and everything he has accomplished on the line to build the stadium, putting himself in a real bind," said Tim Robbie, designated spokesman for the family. "If he had flunked the marketing test or the private financing test, the project would have been Joe Robbie's folly. So why not 'Joe Robbie Stadium?' Stadiums have been named in other places after people who have done a lot less to deserve it."

Indeed they have.



1987 GAME-BY-GAME SUMMARIES

GAME 1

NEW ENGLAND 28, DOLPHINS 21
September 13, 1987

Sullivan Stadium
Foxboro, MA

The Dolphins opened their 1987 regular season on a down note, losing 28-21 at New England in a driving rainstorm. Behind Dan Marino's three TD passes, the Dolphins took a 21-7 advantage midway through the second quarter. But New England came back with a TD late in the first half and then outscored the Dolphins 14-0 in the second half. The Dolphins, who were plagued by injuries (Dan Marino, Dwight Stephenson, John Offerdahl, Hugh Green) in the pre-season, saw punter Reggie Roby, right tackle Ronnie Lee and Marino go down versus the Pats. Roby was injured on his first play when, after fumbling a low snap from center, he was tackled by Rod McSwain. Roby suffered a severe ankle sprain and a mild groin pull. Lee also suffered a pulled groin. Marino was knocked out of the game late in the contest when he was kicked in the eye after a pass attempt and suffered blurred vision and a swollen right eye. Don Strock was pressed into duty as the backup for both Roby and Marino. Strock, who had never punted in the regular season, had seven kicks for 235 yards (33.6 average). Only one of his punts was returned and that was fumbled with Miami recovering. Strock had three punts which died inside the 20-yard line (including two on the two-yard line). Miami had a chance to tie the contest on the game's final drive after a march which began from its own 12-yard line with 3:46 to play. Marino hit four straight completions but was shaken up on the last and was replaced by Strock. Strock then connected on five consecutive passes to get Miami to the Patriots three-yard line with :05 remaining. A delay-of-game penalty subsequently pushed Miami back to the eight. On the game's final play, Strock's pass into the left corner of the end zone, intended for Fred Banks, fell incomplete.

| | | | | | | |
|--------------------|---|----|----|---|---|----|
| MIAMI | 7 | 14 | 0 | 0 | - | 21 |
| NEW ENGLAND | 7 | 7 | 14 | 0 | - | 28 |

| | | | |
|---|-------|----|-------|
| M — Duper, 9 pass from Marino (Reveiz kick) | 3/26 | 1- | 4:01 |
| NE — Collins, 4 run (Franklin kick) | 3/22 | 1- | 9:57 |
| M — Duper, 25 pass from Marino (Reveiz kick) | 6/48 | 2- | 2:44 |
| M — Davenport, 1 pass from Marino (Reveiz kick) | 2/28 | 2- | 10:18 |
| NE — Fryar, 17 pass from Grogan (Franklin kick) | 8/66 | 2- | 13:12 |
| NE — Collins, 7 run (Franklin kick) | 10/64 | 3- | 6:18 |
| NE — Lippett, 20 interception return (Franklin kick) | | 3- | 7:08 |

ATT. — 54,642

| | | |
|---|--------------------------|------------|
| | Miami New England | |
| First Downs/Total-Rush.-Pass.-Pen. | 20-3-16-1 | 18-5-11-2 |
| Total Yards-Plays-Average | 285-68-4.2 | 309-60-5.2 |
| Rushes-Yards-Average | 25-64-2.6 | 39-159-4.1 |
| Net Yards Passing-Times Thrown-Yards Lost | 221-0-0 | 150-0-0 |
| Passes Attempted-Completed-Intercepted | 43-24-2 | 21-14-2 |
| Punts/Number-Average | 7-33.6 | 4-47.3 |
| Penalties/Number-Yards | 3-19 | 5-26 |
| Fumbles/Number-Lost | 3-0 | 5-3 |

INDIVIDUAL STATISTICS

RUSHING — Miami: Hampton 19-55, Davenport 3-6, Bennett 1-3, Marino 1-0, Hardy 1-0.
New England: Collins 22-95, Tatupu 10-45, Grogan 4-8, Perryman 2-6, James 1-5.

PASSING — Miami: Marino 37-19-2, 165 yards, 3 TDs; Strock 6-5-0, 56 yards, 0 TDs.
New England: Grogan 21-14-2, 150 yards, 1 TD.

RECEIVING — Miami: Duper 9-123, Jensen 4-24, Hardy 4-23, Davenport 3-5, Clayton 2-36, Hampton 2-10.
New England: Morgan 6-76, Collins 3-22, Fryar 2-33, Tatupu 2-8, Dawson 1-11.

GAME 2

DOLPHINS 23, INDIANAPOLIS 10
September 20, 1987

Hoosier Dome
Indianapolis, IN

The Dolphins recorded their first win in Indianapolis with a 23-10 triumph over the Colts. It marked the third straight season that Miami picked up its first win in the season's second week versus Indianapolis. It also marked the 14th straight win for the Dolphins over the Colts — at the time the longest current string in the NFL. After an Indianapolis punt, the Dolphins scored on their first drive when Dan Marino passed 18 yards to rookie RB Troy Stradford. It marked Stradford's first NFL TD. It also gave Marino a string of 25 straight regular-season games with at least one TD pass, tying him with Daryle Lamonica for the third-longest streak in NFL history. Marino later added two more TD tosses — six yards to Jim Jensen (who received the team's offensive game ball) and 10 yards to Indianapolis native Mark Clayton. Fuad Reveiz booted his first field goal of 1987 to complete Miami's scoring. The Dolphin defense played well, allowing only a 50-yard field goal by Dean Biasucci and a 17-yard TD pass from Gary Hogeboom to Matt Bouza. Lineman Brian Sochia (defensive game ball) recorded two QB sacks for the Dolphins, while LB Mark Brown led the team in tackles with nine. Glenn Blackwood picked up his second INT of the season for Miami.

| | | | | | | |
|---------------------|---|---|---|---|---|----|
| MIAMI | 7 | 9 | 7 | 0 | - | 23 |
| INDIANAPOLIS | 0 | 7 | 3 | 0 | - | 10 |

| | | | |
|--|-------|----|-------|
| M — Stradford, 18 pass from Marino (Reveiz kick) | 11/81 | 1- | 9:23 |
| M — FG Reveiz 27 | 8/57 | 2- | 2:23 |
| I — Bouza, 17 pass from Hogeboom (Biasucci kick) | 7/62 | 2- | 8:48 |
| M — Jensen, 6 pass from Marino (no kick, muffed snap) | 11/80 | 2- | 13:48 |
| M — Clayton, 10 pass from Marino (Reveiz kick) | 8/60 | 3- | 7:41 |
| I — FG Biasucci 50 | 7/30 | 3- | 13:28 |

ATT. — 57,524

| | | |
|---|--------------|---------------------|
| | Miami | Indianapolis |
| First Downs/Total-Rush.-Pass.-Pen. | 20-7-13-0 | 20-4-16-0 |
| Total Yards-Plays-Average | 375-67-5.6 | 342-68-5.0 |
| Rushes-Yards-Average | 34-130-3.8 | 23-84-3.7 |
| Net Yards Passing-Times Thrown-Yards Lost | 245-1-9 | 258-2-24 |
| Passes Attempted-Completed-Intercepted | 32-23-0 | 43-27-1 |
| Punts/Number-Average | 5-34.2 | 4-37.5 |
| Penalties/Number-Yards | 1-5 | 4-30 |
| Fumbles/Number-Lost | 2-2 | 4-3 |

INDIVIDUAL STATISTICS

RUSHING — Miami: Hampton 13-44, Bennett 8-42, Stradford 8-34, Davenport 5-10.
Indianapolis: Bentley 22-84, Wonsley 1-0.

PASSING — Miami: Marino 32-23-0, 254 yards, 3 TDs.

Indianapolis: Hogeboom 43-27-1, 282 yards, 1 TD.

RECEIVING — Miami: Hampton 7-49, Clayton 4-69, Hardy 4-48, Jensen 3-21, Duper 2-36, Stradford 2-22, Pruitt 1-9.
Indianapolis: Bentley 9-69, Brooks 7-80, Bouza 6-85, Beach 3-27, Sherwin 2-21.

GAME 3

SEATTLE 24, DOLPHINS 20
October 4, 1987

Kingdome
Seattle, WA

"We just ran out of time," offered Dolphins coach Don Shula in describing the 24-20 replacement loss to the Seahawks in a noisy Kingdome in Seattle. John Tagliaferri's two-yard run with 3:11 to play lifted the Dolphins to a 20-17 margin. But Seattle came back to take a 24-20 edge when Rick Parros ran it in from a yard out. A clipping penalty on the ensuing kickoff resulted in Miami having to start on its own 11-yard line with 1:25 remaining and no timeouts. Miami quarterback Kyle Mackey hit four straight completions as the Dolphins moved the ball to the Seattle 39 before time expired. Mackey played well for Miami, completing 17 of 26 (65.4%) for 179 yards and one TD. He was not intercepted. Miami had a balanced offensive attack, gaining 160 net yards passing and 164 net yards rushing. The Dolphins' defense allowed only 76 yards on the ground, but saw Seattle QB Bruce Mathison pass for 326 yards on 20 of 42 with two TDs and three INTs. Ronald Scott and Clarence Bailey equaled what were single-game team highs for '87 at the time with 55 yards rushing apiece. Tagliaferri was one of three receivers to catch four passes. He also gained 28 yards on nine carries. Defensively, Miami recorded three interceptions for the first time since Dec. 22, 1985 (versus Buffalo). Ironically, the opposing quarterback who was the victim of those interceptions in both games was Bruce Mathison. Tate Randle had two interceptions for Miami — the first time a Dolphin player had made two in a game since Glenn Blackwood picked off two passes versus New England on Dec. 16, 1985.

| | | | | | | |
|----------------|---|---|---|----|---|----|
| MIAMI | 7 | 0 | 6 | 7 | - | 20 |
| SEATTLE | 7 | 3 | 0 | 14 | - | 24 |

| | | | |
|---|-------|----|-------|
| M — Douglas, 14 pass from Mackey (Beecher kick) | 6/47 | 1- | 5:15 |
| S — Partridge, 25 pass from Mathison (Hagler kick) | 6/73 | 1- | 8:16 |
| S — FG Hagler 20 | 10/69 | 2- | 15:00 |
| M — FG Beecher 34 | 9/51 | 3- | 3:48 |
| M — FG Beecher 40 | 4/4 | 3- | 11:05 |
| S — Keel, 24 pass from Mathison (Hagler kick) | 15/86 | 4- | 4:45 |
| M — Tagliaferri, 2 run (Beecher kick) | 12/75 | 4- | 11:49 |
| S — Parros, 1 run (Hagler kick) | 6/70 | 4- | 13:30 |

ATT. — 19,448

| | | |
|---|--------------|----------------|
| | Miami | Seattle |
| First Downs/Total-Rush.-Pass.-Pen. | 19-10-8-1 | 20-2-16-2 |
| Total Yards-Plays-Average | 324-68-4.8 | 402-67-6.0 |
| Rushes-Yards-Average | 35-164-4.7 | 25-76-3.0 |
| Net Yards Passing-Times Thrown-Yards Lost | 160-3-12 | 326-0-0 |
| Passes Attempted-Completed-Intercepted | 30-18-1 | 42-20-3 |
| Punts/Number-Average | 5-37.8 | 5-38.2 |
| Penalties/Number-Yards | 9-91 | 9-74 |
| Fumbles/Number-Lost | 3-1 | 1-0 |

INDIVIDUAL STATISTICS

RUSHING — Miami: R.Scott 9-55, Bailey 10-55, Tagliaferri 9-28, Konecny 2-13, Mackey 5-13.

Seattle: Parros 13-32, Morton 7-24, Mathison 2-17, Hagen 2-3, Griffith 1-0.

PASSING — Miami: Mackey 26-17-0, 179 yards, 1 TD; Stankavage 4-1-1, -7 yards, 0 TDs.

Seattle: Mathison 42-20-3, 326 yards, 2 TDs.

RECEIVING — Miami: Chavis 4-58, Tagliaferri 4-51, Douglas 4-37, Sampleton 2-15, Reilly 1-8, Farmer 1-5, R.Scott 1-5, Konecny 1-(-7).
Seattle: Teal 9-137, Partridge 5-83, Keel 3-56, Bengen 1-24, Juma 1-19, Parros 1-7.

GAME 4

DOLPHINS 42, KANSAS CITY 0
October 11, 1987

Joe Robbie Stadium
Miami, FL

The Dolphins picked up their first shutout since Dec. 22, 1985 (28-0 over Buffalo) with a 42-0 victory over the Kansas City Chiefs in the first regular-season

game ever played in the new Joe Robbie Stadium. It was the fourth-largest margin of victory in Dolphin history (also accomplished on two other occasions). Miami's defense held the Chiefs to 132 yards total offense – the fourth-fewest total in Miami opponent history and the least since Sept. 2, 1979, when Buffalo gained only 121 yards. Ronald Scott became the first Dolphin to score three rushing TDs in a game (tying a team record) since Larry Csonka did it vs. New England in 1979. He had a season-high 99 yards on the ground on 18 carries. FS Liffort Hobley had a banner day defensively with two interceptions, a fumble recovery returned for a touchdown (55 yards), two passes defended and four tackles. For his efforts, Hobley was named AFC defensive player of the week by the NFL. CB Trell Hooper added another defensive score with a 59-yard fumble recovery returned for a TD. Miami jumped out to a 7-0 lead in the first quarter when Rickey Isom scored the first TD in Joe Robbie Stadium history (and his first NFL TD) on a six-yard run. Scott then added a two-yard run in the second quarter and Miami led 14-0 at halftime. Scott added another score early in the third quarter before Hobley and Hooper had their returns to give Miami a comfortable 35-0 advantage entering the final period. Miami's defense held Kansas City to only eight first downs and 132 total yards (90 rushing, 42 passing).

| | | | | | | |
|--------------------|---|---|----|---|----|----|
| KANSAS CITY | 0 | 0 | 0 | 0 | - | 0 |
| MIAMI | 7 | 7 | 21 | 7 | -- | 42 |

| | | | |
|--|-------|----|-------|
| M — Isom, 6 run (Beecher kick) | 7/54 | 1- | 8:59 |
| M — R.Scott, 2 run (Beecher kick) | 13/82 | 2- | 12:07 |
| M — R.Scott, 4 run (Beecher kick) | 6/64 | 3- | 3:06 |
| M — Hobley, 55 fumble return (Beecher kick) | | 3- | 3:42 |
| M — Hooper, 59 fumble return (Beecher kick) | | 3- | 6:33 |
| M — R.Scott, 3 run (Beecher kick) | 13/81 | 4- | 4:49 |

ATT. — 25,867

| | | |
|---|--------------------|--------------|
| | Kansas City | Miami |
| First Downs/Total-Rush.-Pass.-Pen. | 8-3-4-1 | 25-15-6-4 |
| Total Yards-Plays-Average | 132-52-2.5 | 344-66-5.2 |
| Rushes-Yards-Average | 30-90-3.0 | 35-202-5.8 |
| Net Yards Passing-Times Thrown-Yards Lost | 42-4-32 | 142-0-0 |
| Passes Attempted-Completed-Intercepted | 18-10-2 | 31-17-0 |
| Punts/Number-Average | 8-35.8 | 4-37.3 |
| Penalties/Number-Yards | 6-85 | 7-60 |
| Fumbles/Number-Lost | 3-2 | 2-1 |

INDIVIDUAL STATISTICS

RUSHING — Miami: R.Scott 18-99, Mackey 4-38, Isom 6-25, Konecny 1-19, Tagliaferri 3-11, Roth 3-10.
 Kansas City: Parker 20-46, C.Smith 5-19, Pippens 3-16, Espinoza 1-5, Lacy 1-4.

PASSING — Miami: Mackey 28-14-0, 127 yards, 0 TDs; Stankavage 3-3-0, 15 yards, 0 TDs.
 Kansas City: Espinoza 14-9-2, 69 yards, 0 TDs; Stevens 4-1-0, 5 yards, 0 TDs.

RECEIVING — Miami: Sampleton 5-45, Tagliaferri 4-29, Konecny 4-24, Douglas 1-17, Reilly 1-16, W. Smith 1-8, Lewis 1-3.
 Kansas City: C.Smith 2-21, Trahan 2-15, Montagne 2-13, Pippens 2-12, Parker 1-9, Stockemer 1-4.

GAME 5

N.Y. JETS 37, DOLPHINS 31 (OT) **Giants Stadium**
October 18, 1987 **East Rutherford, NJ**

For the second straight season, the Dolphins traveled to the Meadowlands to face the Jets only to return home with an overtime loss. Miami dropped a 37-31 game in OT as Jets QB Pat Ryan passed eight yards to Eddie Hunter with 34 seconds left in the extra period. In 1986, the Dolphins suffered a 51-45 overtime loss in New York. Miami took a 10-0 edge after one quarter as Willie Beecher booted a 19-yard field goal and QB Kyle Mackey passed five yards to TE Willie Smith. But the Jets stormed back with 17 second-quarter points to lead 17-10 at intermission. Miami tied the score at 17-17 after three periods when Mackey ran it in from a yard out. The Jets then went up by 14 points with only six minutes to play. Mackey led a Dolphin comeback, picking up another rushing TD (of five yards) and then passing one yard to TE David Lewis with 1:01 left to tie the game and force an overtime. Both teams came close early in overtime but were stopped short by turnovers before Ryan's pass to Hunter gave New York the win. Ryan was 30 of 49 for 301 yards, four TDs and two INTs. Mackey was 26 of 55 for 298 yards and two TDs but threw a team-record five interceptions.

| | | | | | | | |
|------------------|----|----|---|----|---|---|----|
| MIAMI | 10 | 0 | 7 | 14 | 0 | - | 31 |
| N.Y. JETS | 0 | 17 | 0 | 14 | 6 | - | 37 |

| | | | |
|---|-------|-----|-------|
| M — FG Beecher 19 | 11/47 | 1- | 8:57 |
| M — W.Smith, 5 pass from Mackey (Beecher kick) | 4/26 | 2- | 10:40 |
| NY — Harper, 35 pass from Ryan (Ragusa kick) | 7/69 | 2- | 2:59 |
| NY — E.Hunter, 7 pass from Ryan (Ragusa kick) | 13/87 | 2- | 12:34 |
| NY — FG Ragusa 34 | 4/3 | 2- | 13:56 |
| M — Mackey, 1 run (Beecher kick) | 8/58 | 3- | 6:52 |
| NY — Bligen, 7 run (Ragusa kick) | 2/13 | 4- | 1:48 |
| NY — S.Hunter, 5 pass from Ryan (Ragusa kick) | 9/45 | 4- | 8:52 |
| M — Mackey, 5 run (Beecher kick) | 9/65 | 4- | 11:22 |
| M — Lewis, 1 pass from Mackey (Beecher kick) | 9/33 | 4- | 13:59 |
| NY — E.Hunter, 8 pass from Ryan | 5/31 | OT- | 14:26 |

ATT. — 18,249

| | | |
|------------------------------------|--------------|------------------|
| | Miami | N.Y. Jets |
| First Downs/Total-Rush.-Pass.-Pen. | 30-10-19-1 | 24-9-14-1 |
| Total Yards-Plays-Average | 414-91-4.6 | 477-90-5.3 |
| Rushes-Yards-Average | 35-128-3.7 | 40-183-4.6 |

| | | |
|---|----------|---------|
| Net Yards Passing-Times Thrown-Yards Lost | 286-1-12 | 294-1-7 |
| Passes Attempted-Completed-Intercepted | 55-26-5 | 49-30-2 |
| Punts/Number-Average | 5-32.8 | 6-30.7 |
| Penalties/Number-Yards | 5-50 | 17-100 |
| Fumbles/Number-Lost | 2-1 | 4-2 |

INDIVIDUAL STATISTICS

RUSHING — Miami: Mackey 8-47, R.Scott 20-45, Isom 3-16, Konecny 3-14, Tagliaferri 1-6.
 N.Y. Jets: E.Hunter 20-94, Bligen 17-90, Chirico 1-2, Ryan 2-(-3).

PASSING — Miami: Mackey 55-26-5, 298 yards, 2 TDs.
 N.Y. Jets: Ryan 49-30-2, 301 yards, 4 TDs.

RECEIVING — Miami: Lewis 5-50, Douglas 4-38, Tagliaferri 4-37, Chavis 3-50, Reilly 3-46, Caterbone 2-46, Isom 1-11, Konecny 1-9, W.Smith 1-5, Sampleton 1-4, R.Scott 1-2.
 N.Y. Jets: Holman 8-92, Harper 7-80, Bligen 5-29, S.Hunter 4-34, Sweet 2-28, Riley 2-23, E.Hunter 2-15.

GAME 6

BUFFALO 34, DOLPHINS 31 (OT) **Joe Robbie Stadium**
October 25, 1987 **Miami, FL**

The Dolphins saw Buffalo battle back from a 21-0 deficit to record a 34-31 overtime win at Joe Robbie Stadium. The loss marked Miami's first defeat in JRS and second straight OT loss (the Dolphins lost 37-31 in OT to the Jets the week before). The 21-point comeback by the Bills was the best ever by an opponent against a Dolphin team. The previous best was when Baltimore battled back from an 18-point deficit (28-10) on Oct. 9, 1977, to win 45-28. It was Buffalo's first win over Miami since Oct. 9, 1983, when the Bills put together a 38-35 overtime triumph in the Orange Bowl. That game was Dan Marino's first NFL start. Marino, who had thrown 10 TD passes in three games in '87 and had four against the Bills, got the Dolphins on the board first with a five-yard scoring strike to Mark Duper on the game's first drive. Marino then connected with James Pruitt for a 25-yard TD pass — the 150th regular-season TD toss in Marino's career. A two-yard scoring pass to Bruce Hardy midway through the second quarter powered Miami to a 21-0 advantage. But the Bills battled back with a field goal late in the first half, a rushing TD and a 14-yard TD pass from Jim Kelly to Chris Burkett to pull within 21-17 entering the fourth quarter. Two Miami turnovers (a fumbled punt and fumbled kickoff) led to Buffalo TDs, and the Bills led 31-24 with 4:04 to play. But Marino brought the Dolphins back, completing an 11-play, 80-yard march with a 12-yard TD pass to Mark Clayton with 1:03 left. Buffalo could not move the ball on its next possession, necessitating the overtime. The Bills won the coin toss in OT and moved to the Miami 10-yard line, where Scott Norwood booted a 27-yard field goal for the win after 4:08 of overtime play.

| | | | | | | | |
|----------------|----|---|----|----|---|---|----|
| BUFFALO | 0 | 3 | 14 | 14 | 3 | - | 34 |
| MIAMI | 14 | 7 | 0 | 10 | 0 | - | 31 |

| | | | |
|---|-------|-----|-------|
| M — Duper, 5 pass from Marino (Revez kick) | 11/72 | 1- | 6:19 |
| M — Pruitt, 25 pass from Marino (Revez kick) | 8/64 | 1- | 11:13 |
| M — Hardy, 2 pass from Marino (Revez kick) | 10/83 | 2- | 8:33 |
| B — FG Norwood 41 | 16/58 | 2- | 14:59 |
| B — Riddick, 1 run (Norwood kick) | 7/67 | 3- | 8:11 |
| B — Burkett, 14 pass from Kelly (Norwood kick) | 8/45 | 3- | 13:43 |
| M — FG Revez 46 | 9/48 | 4- | 3:02 |
| B — Riddick, 1 run (Norwood kick) | 4/32 | 4- | 7:47 |
| B — Riddick, 17 pass from Kelly (Norwood kick) | 5/33 | 4- | 10:56 |
| M — Clayton, 12 pass from Marino (Revez kick) | 11/80 | 4- | 13:57 |
| B — FG Norwood 27 | 8/65 | OT- | 4:12 |

ATT. — 61,295

| | | |
|---|----------------|--------------|
| | Buffalo | Miami |
| First Downs/Total-Rush.-Pass.-Pen. | 29-12-14-3 | 21-3-17-1 |
| Total Yards-Plays-Average | 474-81-5.8 | 366-57-6.4 |
| Rushes-Yards-Average | 39-144-3.7 | 20-70-3.5 |
| Net Yards Passing-Times Thrown-Yards Lost | 330-3-29 | 296-1-7 |
| Passes Attempted-Completed-Intercepted | 39-29-0 | 36-24-0 |
| Punts/Number-Average | 3-38.3 | 3-34.3 |
| Penalties/Number-Yards | 8-55 | 6-40 |
| Fumbles/Number-Lost | 1-0 | 3-2 |

INDIVIDUAL STATISTICS

RUSHING — Miami: Hampton 13-52, Bennett 3-9, Stradford 3-5, Clayton 1-4.

Buffalo: Riddick 18-66, Harmon 12-45, Kelly 4-21, Mueller 2-7, Byrum 3-5.

PASSING — Miami: Marino 36-24-0, 303 yards, 4 TDs.

Buffalo: Kelly 39-29-0, 359 yards, 2 TDs.

RECEIVING — Miami: Clayton 6-81, Stradford 6-72, Duper 4-45, Jensen 3-36, Pruitt 2-45, Hardy 2-6, Hampton 1-18.
 Buffalo: Burkett 9-130, Metzelaars 6-85, Harmon 5-43, Riddick 5-38, Reed 4-63.

GAME 7

DOLPHINS 35, PITTSBURGH 24 **Joe Robbie Stadium**
November 1, 1987 **Miami, FL**

Don Shula recorded his 250th regular-season coaching victory, Dan Marino set numerous records, Troy Stradford became only the fifth Dolphin rookie ever to rush for over 100 yards in a game and the Miami defense held the AFC's leading ground gainer to 32 yards in a 35-24 Dolphin comeback win over Pittsburgh at Joe Robbie Stadium. On his third try, Shula, the NFL's winningest active coach, picked up regular-season career win No. 250 and was presented

with a game ball by the Dolphin players after the contest. Marino put on an awesome aerial display, completing 25 of 31 (for a personal best percentage of 80.6) for 332 yards and four TDs with two INTs. Stradford rushed for 110 yards on 19 carries (5.8 average) and added his first NFL rushing TD. Meanwhile, the Miami defense held Pittsburgh's Earnest Jackson, the AFC's top rusher going into the game, to 32 yards on 12 carries (2.7 average) and no TDs. The Steelers, who remained winless against the Dolphins in Miami (0-6), got off to a 14-0 advantage early when QB Mark Malone passed 10 yards to Charles Lockett following a Miami turnover and Donnie Shell returned an interception 50 yards for a score. Marino got Miami on the board with a two-yard TD toss to Bruce Hardy, but Frank Pollard bulled in from a yard out to give the visitors a 21-7 lead at halftime. Miami struck first in the second half when Marino hooked up with Mark Clayton on a 41-yard scoring play. Marino then completed a 50-yard scoring strike to Mark Duper late in the third quarter and put Miami on top with a 33-yard TD pass to Clayton early in the fourth period. Stradford added a five-yard TD run later in the final quarter. The last time the Dolphins were behind at halftime and came back to win in Miami ironically was against the Steelers on Oct. 6, 1985. The game featured the return of Dolphin All-Pro linebacker John Offerdahl, who saw his first game action since Aug. 16 when he suffered a torn bicep versus the Chicago Bears. Offerdahl started at RILB and was Miami's top tackler with nine stops. Punter Reggie Roby saw his first action of '87 and had to punt only once. Roby had been injured in the season's first game at New England.

| | | | | | | |
|-------------------|----|---|----|----|---|----|
| PITTSBURGH | 14 | 7 | 3 | 0 | - | 24 |
| MIAMI | 0 | 7 | 14 | 14 | - | 35 |

| | | | |
|--|-------|----|-------|
| P — Lockett, 10 pass from Malone (Anderson kick) | 9/38 | 1- | 7:31 |
| P — Shell, 50 interception return (Anderson kick) | | 1- | 9:09 |
| M — Hardy, 2 pass from Marino (Revez kick) | 15/85 | 2- | 3:43 |
| P — Pollard, 1 run (Anderson kick) | 10/69 | 2- | 14:33 |
| M — Clayton, 41 pass from Marino (Revez kick) | 6/71 | 3- | 3:04 |
| P — FG Anderson 43 | 8/34 | 3- | 10:41 |
| M — Duper, 50 pass from Marino (Revez kick) | 5/74 | 3- | 13:04 |
| M — Clayton, 33 pass from Marino (Revez kick) | 2/46 | 4- | 0:34 |
| M — Stradford, 5 run (Revez kick) | 6/62 | 4- | 5:58 |

ATT. — 52,578

| | | |
|---|-------------------|--------------|
| First Downs/Total-Rush.-Pass.-Pen. | Pittsburgh | Miami |
| Total Yards-Plays-Average | 22-8-13-1 | 26-11-14-1 |
| Rushes-Yards-Average | 315-67-4.7 | 478-62-7.7 |
| Net Yards Passing-Times Thrown-Yards Lost | 30-116-3.9 | 31-146-4.7 |
| Passes Attempted-Completed-Intercepted | 199-1-6 | 332-0-0 |
| Punts/Number-Average | 36-18-1 | 31-25-2 |
| Penalties/Number-Yards | 5-42.8 | 1-34.0 |
| Fumbles/Number-Lost | 5-35 | 2-15 |
| | 2-0 | 2-1 |

INDIVIDUAL STATISTICS

RUSHING — Miami: Stradford 19-110, Hampton 4-17, Jensen 2-8, Bennett 3-8, T.Brown 3-3.
Pittsburgh: Abercrombie 12-52, Jackson 12-32, Malone 3-19, Pollard 3-13.

PASSING — Miami: Marino 31-25-2, 332 yards, 4 TDs.
Pittsburgh: Malone 36-18-1, 205 yards, 1 TD.

RECEIVING — Miami: Stradford 8-46, Duper 5-100, Clayton 3-94, Pruitt 2-45, Hardy 2-22, Bennett 2-12, T.Brown 1-6, Hampton 1-5, Jensen 1-2.
Pittsburgh: Abercrombie 6-55, Sweeney 3-49, Lockett 2-31, Stallworth 2-28, Jackson 2-20, Hoge 2-18, Pollard 1-4.

GAME 8

DOLPHINS 20, CINCINNATI 14
November 8, 1987

Riverfront Stadium
Cincinnati, OH

The Dolphins' defense rose to the occasion by holding the AFC's leading rushing team to 156 yards, one of the league's top offenses to only 14 points and surviving a last-play "Hail Mary" attempt in the end zone to come away with a 20-14 triumph at Cincinnati. After the Bengals took the opening kickoff and marched 75 yards in eight plays to score (17-yard TD pass by Boomer Esiason to Eric Kattus), the Dolphin 'D' settled down, shutting out Cincinnati for two quarters before allowing a rushing TD early in the fourth period. The Dolphins got on the board in the second quarter on a one-yard TD dive by rookie Troy Stradford (which capped a 15-play, 94-yard drive). Miami took a 10-7 edge on the first half's last play when Fuad Revez booted a 48-yard field goal. Miami bumped its lead up to 17-7 late in the third quarter when Dan Marino passed 30 yards to Mark Clayton to complete a 10-play, 80-yard march. Revez later added a 34-yard field goal in the fourth quarter. On the game's last play, Cincinnati, at Miami's 43-yard line, tried a desperation "Hail Mary" pass into the end zone which was batted down. Marino was 26 of 41 for 262 yards and one TD with no INTs. Stradford was the game's top receiver with seven catches for 49 yards, followed by James Pruitt with a career-high six receptions for 90 yards. Mark Duper suffered cracked ribs early in the game and did not return.

| | | | | | | |
|-------------------|---|----|---|---|---|----|
| MIAMI | 0 | 10 | 7 | 3 | - | 20 |
| CINCINNATI | 7 | 0 | 0 | 7 | - | 14 |

| | | | |
|---|-------|----|-------|
| C — Kattus, 17 pass from Esiason (Breech kick) | 8/75 | 1- | 4:32 |
| M — Stradford, 1 run (Revez kick) | 15/94 | 2- | 5:48 |
| M — FG Revez 48 | 7/30 | 2- | 15:00 |
| M — Clayton, 30 pass from Marino (Revez kick) | 10/80 | 3- | 10:50 |
| C — Johnson, 6 run (Breech kick) | 12/80 | 4- | 5:03 |
| M — FG Revez 34 | 14/60 | 4- | 12:52 |

ATT. — 53,840

| | | |
|---|--------------|-------------------|
| | Miami | Cincinnati |
| First Downs/Total-Rush.-Pass.-Pen. | 22-6-15-1 | 24-11-12-1 |
| Total Yards-Plays-Average | 333-68-4.9 | 358-65-5.5 |
| Rushes-Yards-Average | 24-98-4.1 | 27-156-5.8 |
| Net Yards Passing-Times Thrown-Yards Lost | 235-3-27 | 202-1-26 |
| Passes Attempted-Completed-Intercepted | 41-26-0 | 37-18-1 |
| Punts/Number-Average | 4-41.7 | 3-40.6 |
| Penalties/Number-Yards | 6-61 | 3-35 |
| Fumbles/Number-Lost | 1-0 | 2-1 |

INDIVIDUAL STATISTICS

RUSHING — Miami: Hampton 9-50, Stradford 11-30, Bennett 3-10, Nathan 1-8.
Cincinnati: Johnson 13-89, Jennings 6-25, Kinnebrew 5-19, Esiason 2-15, Brooks 1-8.

PASSING — Miami: Marino 41-26-0, 262 yards, 1 TD.
Cincinnati: Esiason 37-18-1, 228 yards, 1 TD.

RECEIVING — Miami: Stradford 7-49, Pruitt 6-90, Hampton 4-35, Clayton 3-53, Jensen 2-16, Nathan 2-9, Hardy 1-7, Bennett 1-3.
Cincinnati: Brown 8-105, Kattus 5-70, Jennings 3-27, Holman 1-15, Collinsworth 1-11.

GAME 9

INDIANAPOLIS 40, DOLPHINS 21
November 15, 1987

Joe Robbie Stadium
Miami, FL

A couple of streaks came to an end as the Dolphins suffered a 40-21 setback to the AFC East-leading Indianapolis Colts at Joe Robbie Stadium. The loss snapped a two-game winning streak for Miami and ended its string of 14 consecutive wins over the Colts. The last Colts win was a 30-17 triumph at the Orange Bowl on Oct. 5, 1980. It was the Colts' first win over Miami since they moved to Indianapolis from Baltimore in 1984. The 19-point margin was notable as Miami's previous four losses in '87 had come by a combined total of 20 points. Colts RB Eric Dickerson became the first opposing rusher in '87 to gain over 100 yards on the ground against the Dolphins as he rolled up 154 yards on 30 carries (5.1 average) and added his first rushing TD as a Colt. Miami QB Dan Marino was held below the 50 percent completion mark for only the fifth time in his career as hit on 14 of 34 (41.2%) for 194 yards, two TDs and one interception (only his 5th of the season). With his first TD toss versus the Colts, Marino moved into sole possession of second place on the all-time NFL list of consecutive games with at least one TD pass. Through this game, Marino had passed for a TD in 29 straight games — just ahead of Dave Krieg (28) but behind record-holder Johnny Unitas (47). The game was filled with penalties — 21 total flags (8 on Miami, 13 on the Colts). The 21 by both teams was the fourth-most in Dolphins history. Indianapolis rolled up 32 first downs — the third-most ever against Miami in a single game. Miami jumped out to an early 14-0 first-quarter lead on a six-yard TD run by RB Lorenzo Hampton and a four-yard TD pass from Marino to TE Dan Johnson. The Colts pulled to within seven at the end of the quarter on a four-yard TD run by Dickerson. After Indianapolis went up 17-14 late in the first half, Marino brought the Dolphins back with a 10-yard scoring strike to Fred Banks for a 21-17 lead. Colts kicker Dean Biasucci booted one of his four field goals on the day and Indianapolis was within one at the half, 21-20. The Dolphins took the second half kickoff and drove to the Colts one-yard line, where they had a first down. But Hampton fumbled on a dive play and the Colts marched 90 yards before Biasucci booted another field goal for a 23-21 Indianapolis advantage.

| | | | | | | |
|---------------------|----|----|---|----|---|----|
| INDIANAPOLIS | 7 | 13 | 3 | 17 | - | 40 |
| MIAMI | 14 | 7 | 0 | 0 | - | 21 |

| | | | |
|---|-------|----|-------|
| M — Hampton, 6 run (Revez kick) | 4/57 | 1- | 2:53 |
| M — Johnson, 4 pass from Marino (Revez kick) | 9/62 | 1- | 9:52 |
| I — Dickerson, 4 run (Biasucci kick) | 10/77 | 1- | 14:04 |
| I — Brooks, 7 pass from Hogeboom (Biasucci kick) | 2/27 | 2- | 0:49 |
| I — FG Biasucci 22 | 6/20 | 2- | 10:41 |
| M — Banks, 10 pass from Marino (Revez kick) | 10/81 | 2- | 14:12 |
| I — FG Biasucci 32 | 5/39 | 2- | 15:00 |
| I — FG Biasucci 25 | 19/90 | 3- | 13:48 |
| I — FG Biasucci 23 | 13/60 | 4- | 5:38 |
| I — Bentley, 17 run (Biasucci kick) | 8/55 | 4- | 11:24 |
| I — Bentley, 2 run (Biasucci kick) | 6/26 | 4- | 13:57 |

ATT. — 65,433

| | | |
|---|---------------------|--------------|
| First Downs/Total-Rush.-Pass.-Pen. | Indianapolis | Miami |
| Total Yards-Plays-Average | 32-16-11-5 | 22-6-11-5 |
| Rushes-Yards-Average | 457-81-5.6 | 286-61-4.7 |
| Net Yards Passing-Times Thrown-Yards Lost | 44-239-5.4 | 23-77-3.3 |
| Passes Attempted-Completed-Intercepted | 218-0-0 | 209-0-0 |
| Punts/Number-Average | 37-22-0 | 38-16-2 |
| Penalties/Number-Yards | 3-35.7 | 2-49.0 |
| Fumbles/Number-Lost | 13-126 | 8-63 |
| | 2-0 | 3-3 |

INDIVIDUAL STATISTICS

RUSHING — Miami: Stradford 8-28, Bennett 6-24, Hampton 7-16, Nathan 2-9.
Indianapolis: Dickerson 30-154, Bentley 13-83, Hogeboom 1-2.

PASSING — Miami: Marino 34-14-1, 194 yards, 2 TDs; Strook 3-1-1, 9 yards, 0 TDs; Stradford 1-1-0, 6 yards, 0 TDs.
Indianapolis: Hogeboom 37-22-0, 218 yards, 1 TD.

RECEIVING — Miami: Nathan 4-31, Pruitt 2-48, Hampton 2-43, Clayton 2-28, Hardy 2-26, Stradford 2-19, Banks 1-10, Johnson 1-4.
Indianapolis: Bouza 5-61, Beach 5-33, Brooks 4-48, Bentley 4-38, Brandes 2-16, Murray 1-15, Dickerson 1-7.

GAME 10

DOLPHINS 20, DALLAS 14
November 22, 1987

Texas Stadium
Irving, TX

Rookie Troy Stradford rushed for 169 yards (third-highest single-game total in Dolphins history) and had 252 total offensive yards (tied for third-highest in team history) to lead Miami to a 20-14 win over Dallas in Texas Stadium. Stradford, who picked up his second 100-yard rushing game of the season, took over the team lead in rushing — he already was the leading receiver — never to relinquish either. Against Dallas Stradford carried the ball 17 times and had an impressive 9.9 yards per-carry average. He also had Miami's first score — a 19-yard TD run. He was Miami's top receiver versus the Cowboys with six receptions for 83 yards. It also was Stradford's 37-yard run on a third-and-four situation with 1:23 to play that cemented the win for Miami. Dan Marino threw a TD pass in his 30th consecutive game. Ten different receivers caught passes against Dallas. Bud Brown and William Judson each recorded interceptions for the Dolphin 'D.' CB Paul Lankford added a fumble recovery. Miami's defense held Cowboys RB Herschel Walker to 82 yards on 19 carries. Of Dallas' 12 pass receptions, 11 went to running backs, one to a tight end and none to the wide receivers. Dallas QB Steve Pelluer was the Cowboys' top rusher with 84 yards on 10 carries. Dolphins punter Reggie Roby enjoyed a fine evening with a 46.7-yard average on four kicks. Both teams scored on their initial possessions — Dallas first on an 8-yard pass from Pelluer to Timmy Newsome and Miami on Stradford's 19-yard run. Fuad Reveiz booted a 26-yard field goal in the second quarter to give Miami a 10-7 halftime edge.

| | | | | | | |
|---------------|---|---|---|---|---|----|
| MIAMI | 7 | 3 | 3 | 7 | - | 20 |
| DALLAS | 7 | 0 | 0 | 7 | - | 14 |

| | | | |
|---|------|----|------|
| D — Newsome, 8 pass from Pelluer (Ruzek kick) | 6/47 | 1- | 3:47 |
| M — Stradford, 19 run (Reveiz kick) | 7/77 | 1- | 7:08 |
| M — FG Reveiz 26 | 5/51 | 2- | 7:21 |
| M — FG Reveiz 33 | 7/48 | 3- | 7:08 |
| M — Pruitt, 2 pass from Marino (Reveiz kick) | 9/88 | 4- | 6:18 |
| D — Newsome, 18 pass from Pelluer (Ruzek kick) | 6/75 | 4- | 9:42 |

ATT. — 56,519

| | | |
|---|--------------|---------------|
| | Miami | Dallas |
| First Downs/Total-Rush.-Pass.-Pen. | 21-7-12-2 | 16-7-7-2 |
| Total Yards-Plays-Average | 440-66-6.6 | 319-52-6.1 |
| Rushes-Yards-Average | 25-184-7.3 | 33-190-5.7 |
| Net Yards Passing-Times Thrown-Yards Lost | 258-1-7 | 134-0-0 |
| Passes Attempted-Completed-Intercepted | 39-22-1 | 18-12-2 |
| Punts/Number-Average | 4-46.7 | 5-41.6 |
| Penalties/Number-Yards | 7-55 | 6-80 |
| Fumbles/Number-Lost | 0-0 | 1-1 |

INDIVIDUAL STATISTICS

RUSHING — Miami: Stradford 17-169, Hampton 4-9, Davenport 2-5, Nathan 1-3, Marino 1-(-2).
Dallas: Pelluer 10-84, Walker 19-82, Newsome 4-24.
PASSING — Miami: Marino 39-22-1, 265 yards, 1 TD.
Dallas: Pelluer 18-12-2, 134 yards, 2 TDs.
RECEIVING — Miami: Stradford 6-83, Clayton 4-95, Davenport 3-27, Nathan 2-23, Hampton 2-7, Jensen 1-11, Johnson 1-7, Hardy 1-6, Duper 1-4, Pruitt 1-2.
Dallas: Newsome 7-53, Walker 4-74, Cosbie 1-7.

GAME 11

BUFFALO 27, DOLPHINS 0
November 29, 1987

Rich Stadium
Orchard Park, NY

The Dolphins traveled to Buffalo and suffered a very disappointing 27-0 setback at the hands of the Bills. It was the first shutout for Miami since the infamous snowplow game at New England (3-0) on Dec. 12, 1982. The game also saw the end of Dan Marino's streak of 30 consecutive games with at least one TD pass. Marino's string is second all-time to Johnny Unitas with 47. The Dolphins were held to 23 yards rushing (all by Troy Stradford) — tying the team record for lowest single-game rushing total. Stradford, who had over 100 yards the week before against Dallas, carried the ball 15 times but was bothered by the slippery field conditions. Dan Marino had Miami's only other rushing attempt for no yardage. Marino suffered only the sixth sub-50 percent completion percentage game in his career (13 of 28 for 165 yards, 3 INTs). Miami had a season-low total of 13 first downs and was only 3 of 13 (23 percent) in third-down efficiency. The Dolphins had 11 drives in the game, resulting in five punts, three turnovers and three turnovers on downs. Punter Reggie Roby was the lone bright spot for Miami, punting five times for 241 yards and a 48.2-yard average. Roby also had a 77-yarder — the longest punt in Miami history. He booted three inside the 20-yard line, including a 22-yard punt which went out at the 15. After a scoreless first quarter, Buffalo capped an eight-play, 85-yard march with Jamie Mueller running it in from five yards out. Six minutes later, Bills QB Jim Kelly passed nine yards to TE Butch Rolle for a 14-0 advantage. And just before the half, Kelly ended a brilliant seven-play, 97-yard drive with a 22-yard scoring toss to WR Chris Burkett. Scott Norwood, who had beaten the Dolphins earlier in the year in overtime at Joe Robbie Stadium, booted a field goal in both the third and fourth quarters to close out the afternoon's scoring. The win by Buffalo marked the first time since 1966 (Miami's first season) that the Bills had swept a season series from the Dolphins.

| | | | | | | |
|----------------|---|----|---|---|---|----|
| MIAMI | 0 | 0 | 0 | 0 | - | 0 |
| BUFFALO | 0 | 21 | 3 | 3 | - | 27 |

| | | | |
|--|-------|----|------|
| B — Mueller, 5 run (Norwood kick) | 8/85 | 2- | 0:09 |
| B — Rolle, 3 pass from Kelly (Norwood kick) | 11/56 | 2- | 9:02 |

| | | | |
|---|-------|----|-------|
| B — Burkett, 22 pass from Kelly (Norwood kick) | 7/97 | 2- | 13:58 |
| B — FG Norwood 39 | 7/19 | 3- | 4:59 |
| B — FG Norwood 28 | 10/54 | 4- | 7:04 |

ATT. — 68,055

| | | |
|---|--------------|----------------|
| | Miami | Buffalo |
| First Downs/Total-Rush.-Pass.-Pen. | 13-2-10-1 | 21-12-9-0 |
| Total Yards-Plays-Average | 229-59-3.9 | 446-68-6.6 |
| Rushes-Yards-Average | 16-23-1.4 | 47-229-4.9 |
| Net Yards Passing-Times Thrown-Yards Lost | 206-1-8 | 217-0-0 |
| Passes Attempted-Completed-Intercepted | 42-20-3 | 21-15-0 |
| Punts/Number-Average | 5-48.2 | 4-42.0 |
| Penalties/Number-Yards | 4-30 | 8-65 |
| Fumbles/Number-Lost | 4-0 | 1-0 |

INDIVIDUAL STATISTICS

RUSHING — Miami: Stradford 15-23, Marino 1-0.
Buffalo: Harmon 23-119, R.Porter 14-67, Mueller 8-32, Kelly 2-11.
PASSING — Miami: Marino 28-13-3, 165 yards, 0 TDs; Strock 14-7-0, 49 yards, 0 TDs.
Buffalo: Kelly 21-15-0, 217 yards, 2 TDs.
RECEIVING — Miami: Jensen 6-34, Davenport 3-41, Stradford 3-38, Pruitt 3-36, Clayton 2-33, Duper 2-19, Hampton 1-13.
Buffalo: Reed 4-96, Burkett 3-62, Metzelaars 3-40, Harmon 3-20, Rolle 1-3, Mueller 1-(-4).

GAME 12

DOLPHINS 37, N.Y. JETS 28
December 7, 1987

Joe Robbie Stadium
Miami, FL

Rookie Troy Stradford rushed for over 100 yards for the third time in 1987. Dan Marino passed for 293 yards, ran for a score and passed for another and the Dolphins defense held the Jets to 40 yards rushing (eight on a fake field goal rush) in Miami's 37-28 victory over the Jets before a sold-out crowd at Joe Robbie Stadium. Stradford rushed 30 times (second-highest single-game, regular-season total in team history; behind only Mercury Morris with 31 attempts in '75 versus Green Bay) for 120 yards and scored three TDs on the ground. The three scores tied a Miami record, done on nine previous occasions in the regular season. He became the first Miami back since Andra Franklin in '82 to rush for over 100 yards three times in a single season. Marino passed for a season-high 29 completions on 40 attempts for 293 yards and one TD. He added a five-yard scoring run in the fourth quarter on a naked bootleg. RB Ron Davenport tied the Miami record for receptions in a game (done four other times in the regular season) with 10 for 72 yards. Defensively, Paul Lankford had a 44-yard interception return (the longest of his career) which set up one of Stradford's TDs and rookie John Bosa (like Stradford, out of Boston College) recorded his first two NFL sacks. The Dolphins defense held the Jets to 40 yards rushing, including only 3 yards on the ground in the first half. New York, which had but 2 first downs at halftime, finished with 13. Miami had an incredible 43:39 possession time total — the highest in the league in 1987. The Dolphins had five impressive scoring marches of 70-plus yards. Miami also maintained its perfect record (4-0) against the Jets in Monday night home games.

| | | | | | | |
|------------------|----|----|----|----|---|----|
| N.Y. JETS | 0 | 0 | 14 | 14 | - | 28 |
| MIAMI | 14 | 13 | 3 | 7 | - | 37 |

| | | | |
|--|-------|----|-------|
| M — Johnson, 2 pass from Marino (Reveiz kick) | 12/80 | 1- | 6:37 |
| M — Stradford, 1 run (Reveiz kick) | 2/1 | 1- | 11:37 |
| M — Stradford, 1 run (kick failed) | 11/90 | 2- | 5:09 |
| M — Stradford, 1 run (Reveiz kick) | 13/80 | 2- | 14:46 |
| NY — Toon, 44 pass from O'Brien (Leahy kick) | 4/65 | 3- | 1:02 |
| M — FG Reveiz 18 | 16/80 | 3- | 10:52 |
| NY — Ryan, 8 run (Leahy kick) | 6/50 | 3- | 12:32 |
| NY — Hector, 14 run (Leahy kick) | 5/60 | 4- | 0:07 |
| M — Marino, 5 run (Reveiz kick) | 11/74 | 4- | 6:47 |
| NY — Humphery, 46 fumble return (Leahy kick) | | 4- | 7:59 |

ATT. — 62,592

| | | |
|---|------------------|--------------|
| | N.Y. Jets | Miami |
| First Downs/Total-Rush.-Pass.-Pen. | 13-2-11-0 | 30-13-13-4 |
| Total Yards-Plays-Average | 256-41-6.2 | 432-81-5.3 |
| Rushes-Yards-Average | 12-40-3.3 | 41-139-3.4 |
| Net Yards Passing-Times Thrown-Yards Lost | 216-4-21 | 293-0-0 |
| Passes Attempted-Completed-Intercepted | 25-18-1 | 40-29-0 |
| Punts/Number-Average | 3-43.0 | 3-35.0 |
| Penalties/Number-Yards | 9-32 | 4-35 |
| Fumbles/Number-Lost | 2-1 | 1-1 |

INDIVIDUAL STATISTICS

RUSHING — Miami: Stradford 30-120, Davenport 6-15, Marino 2-2, Jensen 1-1, Hampton 2-1.
N.Y. Jets: Hector 7-28, Ryan 1-8, Vick 3-3, McNeil 1-1.
PASSING — Miami: Marino 40-29-0, 293 yards, 1 TD.
N.Y. Jets: O'Brien 25-18-1, 237 yards, 1 TD.
RECEIVING — Miami: Davenport 10-72, Clayton 6-96, Stradford 3-20, Duper 2-27, Pruitt 2-27, Johnson 2-24, Hardy 2-18, Nathan 1-6, Bennett 1-3.
N.Y. Jets: Toon 5-100, Sohn 3-27, Shuler 3-23, Hector 3-21, Vick 1-23, McNeil 1-20, Klever 1-12, Townsell 1-11.

GAME 13

DOLPHINS 28, PHILADELPHIA 10
December 13, 1987

Veterans Stadium
Philadelphia, PA

The Dolphins won their second game in a row and moved into a three-way tie for first place with a 28-10 win over the Eagles in Philadelphia. While Dan Marino (25 of 39, 376 yards, 3 TDs, 1 INT) paced the Dolphins offense, the

Miami defense limited the Eagles to 15 first downs, 155 yards rushing and 155 yards passing. It marked the first time in the six-game series between the two clubs that the visiting team won. Fullback Ron Davenport was Miami's top rusher with 49 yards on 10 carries. Both totals were season-highs for Davenport. He also added a one-yard TD run — his first rushing score since 1985. Mark Clayton caught seven passes (two for scores) and went over 100 yards in receiving for the first time in '87. For the second straight week, Marino completed passes to nine different receivers. He had his 30th three-TD game. In addition, Marino went over 300 yards for the 25th time in his career, tying him with Sonny Jurgensen for third on the NFL's all-time list of 300-yard games. LB John Offerdahl paced the defense with 11 tackles (10 solo) and a QB sack. After a scoreless first quarter, Philadelphia scored first when Mike Quick caught a 44-yard TD pass from Randall Cunningham. But the Dolphins came right back with a three-play, 80-yard march, capped by Marino's 20-yard TD pass to Mark Duper. After the Eagles went up by three on a Paul McFadden field goal, Miami took the lead for good on Davenport's one-yard run just before halftime. Miami closed the scoring with two TDs in the third quarter — both passes from Marino to Clayton — one for 11 yards, the other for 20 yards.

| | | | | | | |
|---------------------|---|----|----|---|---|----|
| MIAMI | 0 | 14 | 14 | 0 | — | 28 |
| PHILADELPHIA | 0 | 10 | 0 | 0 | — | 10 |

| | | | |
|---|-------|----|-------|
| P — Quick, 44 pass from Cunningham (McFadden kick) | 6/72 | 2- | 2:36 |
| M — Duper, 20 pass from Marino (Tiffin kick) | 3/80 | 2- | 3:40 |
| P — FG McFadden 27 | 5/18 | 2- | 7:54 |
| M — Davenport, 1 run (Tiffin kick) | 10/80 | 2- | 13:03 |
| M — Clayton, 11 pass from Marino (Tiffin kick) | 4/63 | 3- | 1:12 |
| M — Clayton, 20 pass from Marino (Tiffin kick) | 4/49 | 3- | 5:03 |

ATT. — 63,841

| | | |
|---|--------------|---------------------|
| | Miami | Philadelphia |
| First Downs/Total-Rush.-Pass.-Pen. | 23-8-14-1 | 15-6-8-1 |
| Total Yards-Plays-Average | 476-71-6.7 | 310-67-4.6 |
| Rushes-Yards-Average | 30-119-4.0 | 25-155-6.2 |
| Net Yards Passing-Times Thrown-Yards Lost | 357-2-19 | 155-4-34 |
| Passes Attempted-Completed-Intercepted | 39-25-1 | 38-22-0 |
| Punts/Number-Average | 5-40.0 | 8-37.8 |
| Penalties/Number-Yards | 5-30 | 5-35 |
| Fumbles/Number-Lost | 5-3 | 2-1 |

INDIVIDUAL STATISTICS

RUSHING — Miami: Davenport 10-49, Hampton 3-42, Stradford 13-24, Bennett 1-6, Marino 3-(-2).
Philadelphia: Byars 14-67, Toney 7-42, Cunningham 2-37, Jackson 1-10, Teltchik 1-(-1).

PASSING — Miami: Marino 39-25-1, 376 yards, 3 TDs.
Philadelphia: Cunningham 38-22-0, 189 yards, 1 TD.

RECEIVING — Miami: Clayton 7-104, Stradford 5-49, Davenport 4-35, Hardy 2-38, Jensen 2-34, Hampton 2-30, Duper 1-49, Pruitt 1-29, Nathan 1-8.
Philadelphia: Byars 7-41, Quick 4-94, Spagnola 4-31, Jackson 2-20, Toney 2-3, Giles 1-9, Tautalatasi 1-2, Singletary 1-(-11).

GAME 14

DOLPHINS 23, WASHINGTON 21
December 20, 1987

Joe Robbie Stadium
Miami, FL

With their backs against the wall for the third straight week, the Dolphins responded with their third consecutive win, defeating the Redskins in a 23-21 thriller before 65,715 at Joe Robbie Stadium. Dan Marino was brilliant, passing for over 300 yards and three TDs — including the game-winner with just over a minute to play. Marino moved into a second-place tie with Johnny Unitas on the NFL's career 300-yard game list; each has 26 in regular-season play. Mark Duper enjoyed his best game of the season, catching six passes for 170 yards and a career-high three TDs. It was Duper's six-yard scoring reception with 1:07 remaining that capped a 13-play, 80-yard march to Miami's winning touchdown. Miami's offensive line, playing without All-Pro center Dwight Stephenson and starting RT Ronnie Lee, did not allow a QB sack — breaking a Redskin streak of 63 consecutive games with at least one sack. The Dolphins scored first in the game when Fuad Revez boot a 48-yard field goal in the second quarter. Kelvin Bryant came back with a six-yard TD run for Washington, but Marino and Duper hooked up for a 26-yard scoring play to give Miami a 9-7 (PAT failed) halftime edge. Washington QB Jay Schroeder got the first score of the second half on a three-yard bootleg for a 14-9 Redskins lead. Early in the fourth quarter, Marino found Duper from 59 yards out to cap an 80-yard drive and the Dolphins led 16-14. The Redskins went on top again seven minutes later when George Rogers rumbled in from the two-yard line. But the Dolphins started from their 20-yard line with 6:17 to play and moved 80 yards in 5:10.

| | | | | | | |
|-------------------|---|---|---|---|---|----|
| WASHINGTON | 0 | 7 | 7 | 7 | — | 21 |
| MIAMI | 0 | 9 | 7 | 7 | — | 23 |

| | | | |
|---|-------|----|-------|
| M — FG Revez 48 | 10/48 | 2- | 8:44 |
| W — Bryant, 6 run (Haji-Sheikh kick) | 7/75 | 2- | 11:53 |
| M — Duper, 26 pass from Marino (kick failed) | 5/70 | 2- | 13:06 |
| W — Schroeder, 3 run (Haji-Sheikh kick) | 10/78 | 3- | 9:14 |
| M — Duper, 59 pass from Marino (Revez kick) | 4/80 | 4- | 1:31 |
| W — Rogers, 2 run (Haji-Sheikh kick) | 6/81 | 4- | 8:43 |
| M — Duper, 6 pass from Marino (Revez kick) | 13/80 | 4- | 13:53 |

ATT. — 65,715

| | | |
|---|-------------------|--------------|
| | Washington | Miami |
| First Downs/Total-Rush.-Pass.-Pen. | 28-10-14-4 | 22-4-17-1 |
| Total Yards-Plays-Average | 472-78-6.1 | 459-67-6.9 |
| Rushes-Yards-Average | 39-204-5.2 | 17-66-3.9 |
| Net Yards Passing-Times Thrown-Yards Lost | 268-1-4 | 393-0-0 |

| | | |
|--|---------|---------|
| Passes Attempted-Completed-Intercepted | 38-19-1 | 50-22-1 |
| Punts/Number-Average | 6-40.3 | 7-36.6 |
| Penalties/Number-Yards | 4-30 | 6-60 |
| Fumbles/Number-Lost | 1-1 | 1-0 |

INDIVIDUAL STATISTICS

RUSHING — Miami: Stradford 12-49, Jensen 1-9, Davenport 2-5, Clayton 1-4, Marino 1-(-1).
Washington: Bryant 9-84, Rogers 16-59, Smith 11-46, Schroeder 2-19, Sanders 1-(-4).

PASSING — Miami: Marino 50-22-1, 393 yards, 3 TDs.
Washington: Schroeder 38-19-1, 272 yards, 0 TDs.

RECEIVING — Miami: Duper 6-170, Clayton 4-65, Stradford 4-50, Davenport 2-34, Hardy 2-29, Pruitt 2-25, Jensen 2-20.
Washington: Bryant 5-69, Didier 4-52, Sanders 4-39, Clark 3-52, Verdin 2-62, Smith 1-(-2).

GAME 15

NEW ENGLAND 24, DOLPHINS 10
December 28, 1987

Joe Robbie Stadium
Miami, FL

Playing the final game of the 1987 regular season and the last game of the first year in Joe Robbie Stadium, the Patriots defeated the Dolphins 24-10 before 61,192 in a Monday night game. The two teams finished with identical 8-7 records. The win completed a season sweep of the Dolphins for New England and gave the Pats five consecutive wins over Miami. The Dolphins started the game on a down note when on their first play from scrimmage, rookie RB Troy Stradford fumbled with the Patriots recovering on the 28-yard line. Six plays later, New England QB Steve Grogan fired a three-yard pass to WR Irving Fryar for the score. Miami got on the board with a 47-yard field goal by Fuad Revez but Grogan got hot again, this time hitting WR Stephen Starring for a 34-yard score, and the Pats led 14-3 after one quarter. New England added its final 10 points in the second quarter on a five-yard TD run by RB Tony Collins and a 31-yard field goal by Tony Franklin. Miami's only touchdown of the evening came in the fourth period on a nine-yard pass from QB Dan Marino to WR James Pruitt. Dolphins punter Reggie Roby had a good night, punting three times for a 41.7-yard average. He also had two punts inside the 20-yard line.

| | | | | | | |
|--------------------|----|----|---|---|---|----|
| NEW ENGLAND | 14 | 10 | 0 | 0 | — | 24 |
| MIAMI | 3 | 0 | 0 | 7 | — | 10 |

| | | | |
|---|-------|----|-------|
| NE — Fryar, 3 pass from Grogan (Franklin kick) | 6/28 | 1- | 4:10 |
| M — FG Revez 47 | 8/37 | 1- | 6:24 |
| NE — Starring, 34 pass from Grogan (Franklin kick) | 12/79 | 1- | 11:52 |
| NE — Collins, 5 run (Franklin kick) | 13/82 | 2- | 5:50 |
| NE — FG Franklin 31 | 8/24 | 2- | 14:38 |
| M — Pruitt, 9 pass from Marino (Revez kick) | 3/31 | 4- | 2:45 |

ATT. — 61,192

| | | |
|---|--------------------|--------------|
| | New England | Miami |
| First Downs/Total-Rush.-Pass.-Pen. | 25-9-16-0 | 17-4-12-1 |
| Total Yards-Plays-Average | 376-76-4.9 | 297-53-5.6 |
| Rushes-Yards-Average | 44-138-3.1 | 16-54-3.4 |
| Net Yards Passing-Times Thrown-Yards Lost | 238-0-0 | 243-0-0 |
| Passes Attempted-Completed-Intercepted | 32-21-0 | 37-21-2 |
| Punts/Number-Average | 4-36.5 | 3-41.7 |
| Penalties/Number-Yards | 4-42 | 4-25 |
| Fumbles/Number-Lost | 1-1 | 5-2 |

INDIVIDUAL STATISTICS

RUSHING — Miami: Stradford 9-27, Davenport 4-24, Hampton 1-3, Marino 2-0.
New England: Perryman 15-52, Dupard 15-44, Collins 3-16, Starring 2-13, Tatupu 4-12, Fryar 2-4, Grogan 3-(-3).

PASSING — Miami: Marino 37-21-2, 243 yards, 1 TD.
New England: Grogan 32-21-0, 238 yards, 2 TDs.

RECEIVING — Miami: Hardy 6-69, Pruitt 4-48, Clayton 3-22, Davenport 2-35, Jensen 2-23, Stradford 2-9, Duper 1-24, Hampton 1-13.
New England: Fryar 6-70, Jones 5-68, Collins 4-30, Starring 2-53, D.Williams 1-9, Perryman 1-5, Tatupu 1-5, Dupard 1-(-2).



PLAYOFF HISTORY

1970 AFC PLAYOFF

OAKLAND 21, MIAMI 14 Oakland-Alameda County Coliseum
December 27, 1970 Oakland, CA

Oakland quarterback Daryle Lamonica unloaded an 82-yard touchdown pass to Rod Sherman with 9:34 left to play as Oakland spoiled the Dolphins' first appearance in the playoffs, 21-14, on a field oozing with mud. The Dolphins, who had won six consecutive games to finish the season 10-4 and gain a wild-card berth, took a 7-0 lead in the second quarter when Bob Griese fired a 16-yard strike to Paul Warfield in the end zone. Lamonica matched that TD with a 22-yard toss to Fred Biletnikoff only 1:50 before halftime. Raider right cornerback Willie Brown intercepted a wet and wobbly pass by Griese and fled 50 yards along the sideline for the tie-breaking TD. It came minutes after Jake Scott recovered an Oakland fumble at the Miami 10-yard line. The heave to Sherman was insurance. Only three plays earlier, Dolphin kicker Garo Yepremian missed a 24-yard field goal attempt for the second time in the game. Oakland's George Blanda also missed a 23-yarder.

| | | | | | | |
|---------|---|---|---|---|---|----|
| MIAMI | 0 | 7 | 0 | 7 | - | 14 |
| OAKLAND | 0 | 7 | 7 | 7 | - | 21 |

| | | | | |
|---|--|------|----|-------|
| M | Warfield, 16 pass from Griese (Yepremian kick) | 2/19 | 2- | 3:31 |
| O | Biletnikoff, 22 pass from Lamonica (Blanda kick) | 8/62 | 2- | 13:10 |
| O | Brown, 50 interception return (Blanda kick) | | 3- | 12:26 |
| O | Sherman, 82 pass from Lamonica (Blanda kick) | 3/80 | 4- | 5:26 |
| M | W. Richardson, 7 pass from Griese (Yepremian kick) | 9/69 | 4- | 10:32 |

ATT. - 54,401

| | | |
|---|------------|------------|
| | Miami | Oakland |
| First Downs/Total-Rush.-Pass.-Pen. | 16-5-9-2 | 12-5-7-0 |
| Total Yards-Plays-Average | 242-63-3.5 | 301-52-5.8 |
| Rushes-Yards-Average | 33-118-3.6 | 36-114-3.2 |
| Net Yards Passing-Times Thrown-Yards Lost | 124-3-31 | 187-0-0 |
| Passes Attempted-Completed-Intercepted | 27-13-1 | 16-8-0 |
| Punts/Number-Average | 5-39.2 | 4-32.2 |
| Penalties/Number-Yards | 0-0 | 4-30 |
| Fumbles/Number-Lost | 2-0 | 4-2 |

INDIVIDUAL STATISTICS

RUSHING - Miami: Kiick 14-64, Morris 8-29, Csonka 10-23, Griese 1-2. Oakland: Hubbard 18-58, Smith 9-37, Dixon 8-31, Banaszak 1-(-6).
PASSING - Miami: Griese 27-13-1, 155 yards, 2 TDs. Oakland: Lamonica 16-8-0, 187 yards, 2 TDs.
RECEIVING - Miami: Warfield 4-62, Kiick 4-34, W. Richardson 2-30, Morris 2-15, Twilley 1-14. Oakland: Biletnikoff 3-46, Chester 2-47, Sherman 1-82, Smith 1-9, Dixon 1-3.

1971 AFC PLAYOFF

MIAMI 27, KANSAS CITY 24 (2 OTs) Kansas City Municipal Stadium
December 25, 1971 Kansas City, MO

Garo Yepremian ended 82 minutes and 40 seconds of an epic struggle by booting a 37-yard field goal with 7:40 elapsed in the second overtime, lifting the Dolphins past Kansas City, 27-24, on Christmas Day. The Dolphins battled from behind three times to tie the AFC West champions, the third time on Bob Griese's five-yard pass to tight end Marv Fleming with 96 seconds remaining in regulation. Kansas City running back Ed Podolak, who amassed 350 yards of all-purpose running, returned the ensuing kickoff 78 yards to the Dolphin 12 where Curtis Johnson missed a desperation tackle. With 35 seconds on the clock, Jan Stenerud missed a 32-yard field-goal try. Stenerud had a 42-yarder blocked by Nick Buoniconti in the fifth quarter, and Yepremian was short with a 45-yard effort. But Larry Csonka crashed 29 yards to the Chiefs 36, and that put Yepremian, the NFL's scoring leader, in position to win it. Goal posts were on the goal line; in 1974 the uprights were moved to the end line.

| | | | | | | | |
|-------------|----|----|---|---|---|---|-----|
| MIAMI | 0 | 10 | 7 | 7 | 0 | 3 | -27 |
| KANSAS CITY | 10 | 0 | 7 | 7 | 0 | 0 | -24 |

| | | | | |
|----|--|-------|---------|-------|
| KC | FG Stenerud 24 | 9/40 | 1- | 6:06 |
| KC | Podolak, 7 pass from Dawson (Stenerud kick) | 6/35 | 1- | 11:31 |
| M | Csonka, 1 run (Yepremian kick) | 9/80 | 2- | 2:22 |
| M | FG Yepremian 14 | 4/5 | 2- | 14:47 |
| KC | Otis, 1 run (Stenerud kick) | 14/75 | 3- | 9:44 |
| M | Kiick, 1 run (Yepremian kick) | 8/71 | 3- | 14:00 |
| KC | Podolak, 3 run (Stenerud kick) | 6/91 | 4- | 8:14 |
| M | Fleming, 5 pass from Griese (Yepremian kick) | 9/71 | 4- | 13:24 |
| M | FG Yepremian 37 | 6/40 | 2nd OT- | 7:40 |

ATT. - 45,822

| | | |
|---|------------|-------------|
| | Miami | Kansas City |
| First Downs/Total-Rush.-Pass.-Pen. | 22-6-14-2 | 23-13-10-0 |
| Total Yards-Plays-Average | 407-78-5.2 | 451-71-6.4 |
| Rushes-Yards-Average | 43-144-3.4 | 44-213-4.8 |
| Net Yards Passing-Times Thrown-Yards Lost | 263-0-0 | 238-1-8 |
| Passes Attempted-Completed-Intercepted | 35-20-2 | 26-18-2 |
| Punts/Number-Average | 6-40.0 | 2-51.0 |
| Penalties/Number-Yards | 5-26 | 6-44 |
| Fumbles/Number-Lost | 1-0 | 3-2 |

INDIVIDUAL STATISTICS

RUSHING - Miami: Csonka 24-86, Kiick 15-56, Griese 2-9, Warfield 2-(-7). Kansas City: Hayes 22-100, Podolak 17-85, Wright 2-15, Otis 3-13.
PASSING - Miami: Griese 35-20-2, 263 yards, 1 TD. Kansas City: Dawson 26-18-2, 246 yards, 1 TD.
RECEIVING - Miami: Warfield 7-140, Twilley 5-58, Fleming 4-37, Kiick 3-24, Mandich 1-4. Kansas City: Podolak 8-110, Wright 3-104, Taylor 3-12, Hayes 3-6, Frazier 1-14.

1971 AFC CHAMPIONSHIP

MIAMI 21, BALTIMORE 0 Orange Bowl
January 2, 1972 Miami, FL

Three lightning plays and a persistent defense propelled the Dolphins into Super Bowl VI with a 21-0 rout of Baltimore before an all-time Orange Bowl record crowd of 78,939. Strong safety Dick Anderson intercepted a Johnny Unitas pass which was deflected by Curtis Johnson, and behind a wall of six open-field blocks Anderson weaved 62 yards for a third-quarter touchdown. "My eyes were popping as I ran," Anderson said. "I've never seen so many people land on their heads." Before Anderson's convoy made it 14-0, the Dolphins staggered the defending Super Bowl champions when Bob Griese and Paul Warfield hooked up for a 75-yard TD pass. Warfield applied the clincher when he escaped 50 yards with a Griese pass, setting up a five-yard TD slam by fullback Larry Csonka. The Colts had not been held scoreless for 97 games over seven seasons. They were stopped at the Dolphin 9 in the second quarter. Jim O'Brien missed two field-goal attempts and had another blocked by Lloyd Mumphord.

| | | | | | | |
|-----------|---|---|---|---|---|----|
| BALTIMORE | 0 | 0 | 0 | 0 | - | 0 |
| MIAMI | 7 | 0 | 7 | 7 | - | 21 |

| | | | | |
|---|---|------|----|-------|
| M | Warfield, 75 pass from Griese (Yepremian kick) | 2/80 | 1- | 8:21 |
| M | Anderson, 62 interception return (Yepremian kick) | | 3- | 10:21 |
| M | Csonka, 5 run (Yepremian kick) | 6/74 | 4- | 6:56 |

ATT. - 78,939

| | | |
|---|------------|------------|
| | Baltimore | Miami |
| First Downs/Total-Rush.-Pass.-Pen. | 16-6-10-0 | 13-8-4-1 |
| Total Yards-Plays-Average | 302-68-3.1 | 286-45-6.4 |
| Rushes-Yards-Average | 30-89-2.9 | 35-144-4.1 |
| Net Yards Passing-Times Thrown-Yards Lost | 213-2-11 | 142-2-16 |
| Passes Attempted-Completed-Intercepted | 36-20-3 | 8-4-1 |
| Punts/Number-Average | 3-45.3 | 6-42.7 |
| Penalties/Number-Yards | 1-5 | 2-27 |
| Fumbles/Number-Lost | 1-0 | 0-0 |

INDIVIDUAL STATISTICS

RUSHING - Miami: Kiick 18-66, Csonka 15-63, Griese 1-12, Morris 1-3. Baltimore: McCauley 15-50, Nottinghamham 11-33, Nowatzke 2-5, Unitas 2-1.
PASSING - Miami: Griese 8-4-1, 158 yards, 1 TD. Baltimore: Unitas 36-20-3, 224 yards, 0 TDs.
RECEIVING - Miami: Warfield 2-125, Twilley 2-33. Baltimore: Hinton 6-98, Nottinghamham 4-26, Perkins 3-19, Havrilak 2-31, McCauley 2-24, Mitchell 1-14, Mackey 1-6, Mattie 1-6.

SUPER BOWL VI

DALLAS 24, MIAMI 13 Tulane Stadium
January 16, 1972 New Orleans, LA

A 252-yard rushing attack and sharp passing by Roger Staubach spurred the Dallas Cowboys to a 24-13 victory over the Dolphins at Tulane Stadium. Duane Thomas pranced 95 yards on 19 carries, fullback Walt Garrison added 74 yards on 14 carries and Staubach passed twice for touchdowns to Lance Alworth and Mike Ditka. Staubach, who was sacked twice in the first quarter, bounced back to complete 12 of 19 passes, and he scrambled from the Dolphin pass rush five times. The Dolphins were frustrated all day; in the first quarter, Larry Csonka lost a fumble and Bob Griese was chased by tackle Bob Lilly for a 29-yard loss. Griese also fumbled away a snap at the Dallas 16 in the fourth period. Although it was an intriguing 10-3 at halftime, the Cowboys marched 71 yards in eight plays after the kickoff, and Thomas swept three yards for the TD.

| | | | | | | |
|--------|---|---|---|---|---|----|
| DALLAS | 3 | 7 | 7 | 7 | - | 24 |
| MIAMI | 0 | 3 | 0 | 0 | - | 3 |

| | | | | |
|---|--|-------|-----|---------|
| D | FG Clark 9 | 12/50 | 1- | 13:37 |
| D | Alworth, 7 pass from Staubach (Clark kick) | 10/76 | 2- | 13:45 |
| M | FG Yepremian 31 | 5/44 | 2- | 14:56 |
| D | D. Thomas, 3 run (Clark Kick) | 8/71 | 3- | 5:17 |
| D | Ditka, 7 pass from Staubach (Clark kick) | | 3/9 | 4- 3:18 |

ATT. - 80,591

| | | |
|---|------------|------------|
| | Dallas | Miami |
| First Downs/Total-Rush.-Pass.-Pen. | 23-15-8-0 | 10-3-7-0 |
| Total Yards-Plays-Average | 352-69-5.1 | 185-44-4.2 |
| Rushes-Yards-Average | 48-252-5.3 | 20-80-4.0 |
| Net Yards Passing-Times Thrown-Yards Lost | 100-2-19 | 105-1-29 |
| Passes Attempted-Completed-Intercepted | 19-12-0 | 23-12-1 |
| Punts/Number-Average | 5-37.2 | 5-40.0 |
| Penalties/Number-Yards | 3-15 | 0-0 |
| Fumbles/Number-Lost | 1-1 | 2-2 |

INDIVIDUAL STATISTICS

RUSHING - Miami: Csonka 9-40, Kiick 10-40, Griese 1-0. Dallas: Thomas 19-95, Garrison 14-74, Hill 7-25, Staubach 5-18, Ditka 1-17, Hayes 1-16, Reeves 1-7.

PASSING — Miami: Griese 23-12-1, 134 yards, 0 TDs.
 Dallas: Staubach 19-12-0, 119 yards, 2 TDs.
RECEIVING — Miami: Warfield 4-39, Kiick 3-21, Csonka 2-18, Fleming 1-27, Twilley 1-20, Mandich 1-9.
 Dallas: Thomas 3-17, Alworth 2-28, Ditka 2-28, Hayes 2-23, Garrison 2-11, Hill 1-12.

1972 AFC PLAYOFF

MIAMI 20, CLEVELAND 14
 December 24, 1972

Orange Bowl
 Miami, FL

On the ropes in the fourth quarter after an unprecedented 14 victories, the Dolphins responded to poised Earl Morrall and drove 80 yards for a touchdown with 4:56 to play for a 20-14 victory over the Cleveland Browns. Morrall, the NFL's leading passer after replacing the injured Bob Griese 10 weeks earlier, had completed only four passes for 38 yards. But he threw 15 and 35 yards to Paul Warfield, reaching the Browns 20, and a pass interference call against linebacker Billy Andrews put the ball at the eight. Halfback Jim Kiick then bulled eight yards up the middle on a trap for the winning points. The triumph was sealed with a minute to play when Dolphin linebacker Doug Swift intercepted Cleveland QB Mike Phipps at the Dolphin 20. Despite stealing five of Phipps' passes, the Dolphins were stung by a 27-yard TD pass to Fair Hooker and trailed 14-13 with 8:11 to play.

| | | | | | | |
|------------------|----|---|---|----|---|----|
| CLEVELAND | 0 | 0 | 7 | 7 | - | 14 |
| MIAMI | 10 | 0 | 0 | 10 | - | 20 |

M — Babb, 5 recovery of blocked punt (Yeapremian kick) 1- 5:28
M — FG Yeapremian 40 11/51 1-12:30
C — Phipps, 5 run (Cockroft kick) 5/44 3- 7:22
M — FG Yeapremian 46 8/32 4- 1:28
C — Hooker, 27 pass from Phipps (Cockroft kick) 11/90 4- 6:49
M — Kiick, 8 run (Yeapremian kick) 6/80 4-10:06

ATT. — 78,196

| | Cleveland | Miami |
|---|------------|------------|
| First Downs/Total-Rush.-Pass.-Pen. | 15-9-6-0 | 17-11-4-2 |
| Total Yards-Plays-Average | 283-57-5.0 | 272-64-4.3 |
| Rushes-Yards-Average | 32-165-5.2 | 47-198-4.2 |
| Net Yards Passing-Times Thrown-Yards Lost | 118-2-13 | 74-4-14 |
| Passes Attempted-Completed-Intercepted | 23-9-5 | 13-6-0 |
| Punts/Number-Average | 6-34.7 | 5-42.0 |
| Penalties/Number-Yards | 3-25 | 3-25 |
| Fumbles/Number-Lost | 2-0 | 2-2 |

INDIVIDUAL STATISTICS

RUSHING — Miami: Morris 15-72, Kiick 14-50, Warfield 2-41, Csonka 12-32, Morrall 4-3.
 Cleveland: Scott 16-94, Phipps 8-47, Brown 4-13, Kelly 4-11.
PASSING — Miami: Morrall 13-6-0, 88 yards, 0 TDs.
 Cleveland: Phipps 23-9-5, 131 yards, 1 TD.
RECEIVING — Miami: Twilley 3-33, Warfield 2-50, Kiick 1-5.
 Cleveland: B.Scott 4-30, Hooker 3-53, Kelly 1-27, Morin 1-21.

1972 AFC CHAMPIONSHIP

MIAMI 21, PITTSBURGH 17
 December 31, 1972

Three Rivers Stadium
 Pittsburgh, PA

Quarterback Bob Griese, playing 11 weeks after he had broken his right leg, ignited a third-quarter touchdown drive with a 52-yard pass to Paul Warfield, and the Dolphins overtook the Pittsburgh Steelers, 21-17, in unusually warm 63-degree weather. Griese was given the nod in the second half after Earl Morrall had flipped a nine-yard touchdown pass to Larry Csonka for a 7-7 halftime deadlock. Punter Larry Seiple broke loose on a daring 37-yard run on fourth down to set up that TD. Trailing 10-7, Griese directed TD drives of 80 and 49 yards with Jim Kiick blasting two and three yards for the scores. Steeler quarterback Terry Bradshaw, who closed the game with four straight completions on a 71-yard TD drive, was intercepted by Nick Buoniconti at midfield with 2½ minutes to play. In addition to Seiple's dash, the Dolphins converted fourth-down situations on both Griese-led drives.

| | | | | | | |
|-------------------|---|---|---|---|---|----|
| MIAMI | 0 | 7 | 7 | 7 | - | 21 |
| PITTSBURGH | 7 | 0 | 3 | 7 | - | 17 |

P — Mullins, recovery of Bradshaw fumble (Gerela kick) 10/48 1-10:45
M — Csonka, 9 pass from Morrall (Yeapremian kick) 9/80 2- 3:03
P — FG Gerela 14 9/73 3- 4:04
M — Kiick, 2 run (Yeapremian kick) 11/80 3-11:39
M — Kiick, 3 run (Yeapremian kick) 11/49 4- 7:35
P — Young, 12 pass from Bradshaw (Gerela kick) 4/71 4- 9:39

ATT. — 50,350

| | Miami | Pittsburgh |
|---|------------|------------|
| First Downs/Total-Rush.-Pass.-Pen. | 19-11-6-2 | 13-6-6-1 |
| Total Yards-Plays-Average | 314-65-4.8 | 250-48-5.2 |
| Rushes-Yards-Average | 49-193-3.9 | 26-128-4.9 |
| Net Yards Passing-Times Thrown-Yards Lost | 121-0-0 | 122-2-15 |
| Passes Attempted-Completed-Intercepted | 16-10-1 | 20-10-2 |
| Punts/Number-Average | 4-35.5 | 4-51.3 |
| Penalties/Number-Yards | 2-19 | 4-30 |
| Fumbles/Number-Lost | 0-0 | 2-0 |

INDIVIDUAL STATISTICS

RUSHING — Miami: Morris 16-76, Csonka 24-68, Seiple 1-37, Kiick 8-12.
 Pittsburgh: Harris 16-76, Fuqua 8-47, Bradshaw 2-5.
PASSING — Miami: Morrall 11-7-1, 51 yards, 1 TD; Griese 5-3-0, 70 yards, 0 TDs.

Pittsburgh: Bradshaw 10-5-2, 80 yards, 1 TD; Hanratty 10-5-0, 57 yards, 0 TDs.

RECEIVING — Miami: Fleming 5-50, Warfield 2-63, Csonka 1-9, Mandich 1-5, Morris 1-(-6).
 Pittsburgh: Young 4-54, Shanklin 2-49, Harris 2-3, McMakin 1-22, Brown 1-9.

SUPER BOWL VII

MIAMI 14, WASHINGTON 7
 January 14, 1973

Memorial Coliseum
 Los Angeles, CA

"This is the ultimate," Coach Don Shula said quietly after his unbeaten Dolphins dominated the Washington Redskins, 14-7, to cap a perfect season. It was Shula's first Super Bowl triumph in three tries. A record Super Bowl crowd of 90,182 saw the Dolphins surge to a 14-0 halftime lead even as one touchdown was nullified by an offside penalty. Miami intercepted three of Bill Kilmer's passes, and Manny Fernandez scuttled the Redskin running game with 17 tackles. An original Dolphin, Howard Twilley, eluded cornerback Pat Fischer to snare a 28-yard touchdown pass from Bob Griese in the first quarter. Griese's 57-yard TD bomb to Paul Warfield was erased by the penalty, but a 32-yard interception return by linebacker Nick Buoniconti set up the Dolphins' second score. Safety Jake Scott thwarted Kilmer with an end zone interception and 55-yard runback. The Redskins finally scored on a bizarre 49-yard fumble recovery by Mike Bass after a blocked field goal and attempted pass by kicker Garo Yeapremian. Scott was named MVP.

| | | | | | | |
|-------------------|---|---|---|---|---|----|
| MIAMI | 7 | 7 | 0 | 0 | - | 14 |
| WASHINGTON | 0 | 0 | 0 | 7 | - | 7 |

M — Twilley, 28 pass from Griese (Yeapremian kick) 6/63 1-14:59
M — Kiick, 1 run (Yeapremian kick) 5/27 2-14:42
W — Bass, 49 fumble recovery (Knight kick) 4-12:53

ATT. — 85,462

| | Miami | Washington |
|---|------------|------------|
| First Downs/Total-Rush.-Pass.-Pen. | 12-7-5-0 | 16-9-7-0 |
| Total Yards-Plays-Average | 253-50-5.1 | 228-66-3.5 |
| Rushes-Yards-Average | 37-184-5.0 | 36-141-3.9 |
| Net Yards Passing-Times Thrown-Yards Lost | 69-2-19 | 87-2-17 |
| Passes Attempted-Completed-Intercepted | 11-8-1 | 28-14-3 |
| Punts/Number-Average | 7-43.0 | 5-31.2 |
| Penalties/Number-Yards | 3-35 | 3-25 |
| Fumbles/Number-Lost | 2-1 | 1-0 |

INDIVIDUAL STATISTICS

RUSHING — Miami: Csonka 15-112, Kiick 12-38, Morris 10-34.
 Washington: Brown 22-72, Harraway 10-37, Kilmer 2-18, C.Taylor 1-8, Smith 1-6.
PASSING — Miami: Griese 11-8-1, 88 yards, 1 TD.
 Washington: Kilmer 28-14-3, 104 yards, 0 TDs.
RECEIVING — Miami: Warfield 3-36, Kiick 2-6, Twilley 1-28, Mandich 1-19, Csonka 1-(-1).
 Washington: Jefferson 5-50, Brown 5-26, C.Taylor 2-20, Smith 1-11, Harraway 1-(-3).

1973 AFC PLAYOFF

MIAMI 34, CINCINNATI 16
 December 23, 1973

Orange Bowl
 Miami, FL

A defense which had allowed only 15 touchdowns all season kept the Cincinnati Bengals out of the end zone while the Dolphins hammered 241 yards on the ground for a convincing 34-16 victory. Mercury Morris scooted 106 yards on 20 carries and Bob Griese completed 11 of 18 passes, including TDs of 13 yards to Paul Warfield and seven yards to Jim Mandich. Garo Yeapremian converted long field goals of 50 and 46 yards in the second half to widen the winning margin. The Dolphins led 21-3 when a lapse just before halftime gave life to the Bengals. Safety Neal Craig intercepted Griese and returned it 45 yards for a score, and Horst Muhlman booted field goals of 46 and 12 yards — the second coming after Morris fumbled a kickoff — to make it 21-16.

| | | | | | | |
|-------------------|----|----|----|---|---|----|
| CINCINNATI | 3 | 13 | 0 | 0 | - | 16 |
| MIAMI | 14 | 7 | 10 | 3 | - | 34 |

M — Warfield, 13 pass from Griese (Yeapremian kick) 10/80 1- 5:23
C — FG Muhlmann 24 10/55 1- 9:22
M — Csonka, 1 run (Yeapremian kick) 12/80 1-14:39
M — Morris, 4 run (Yeapremian kick) 7/75 2- 7:23
C — Craig, 45 interception return (Muhlmann kick) 2-11:34
C — FG Muhlmann 46 6/29 2-14:52
C — FG Muhlmann 12 1/0 2-14:56
M — Mandich, 7 pass from Griese (Yeapremian kick) 7/72 3- 5:18
M — FG Yeapremian 50 7/16 3-10:12
M — FG Yeapremian 46 8/32 4- 3:40

ATT. — 75,770

| | Cincinnati | Miami |
|---|------------|------------|
| First Downs/Total-Rush.-Pass.-Pen. | 11-5-6-0 | 27-18-9-0 |
| Total Yards-Plays-Average | 194-50-3.9 | 400-71-5.6 |
| Rushes-Yards-Average | 20-97-4.9 | 52-241-4.6 |
| Net Yards Passing-Times Thrown-Yards Lost | 97-3-16 | 159-0-0 |
| Passes Attempted-Completed-Intercepted | 27-14-1 | 19-11-2 |
| Punts/Number-Average | 7-36.3 | 2-49.0 |
| Penalties/Number-Yards | 2-19 | 1-5 |
| Fumbles/Number-Lost | 0-0 | 2-1 |

INDIVIDUAL STATISTICS

RUSHING — Miami: Morris 20-106, Csonka 20-71, Kiick 10-51, Leigh 1-8, Nottingham 1-5.
Cincinnati: Clark 7-40, Anderson 3-26, Johnson 2-17, Elliott 7-15, Curtis 1-(-1).
PASSING — Miami: Griese 18-11-1, 159 yards, 2 TDs; Briscoe 1-0-1, 0 yards, 0 TDs.
Cincinnati: Anderson 27-14-1, 113 yards, 0 TDs.
RECEIVING — Miami: Warfield 4-95, Mandich 3-28, Kiick 3-19, Briscoe 1-17, Cincinnati: Elliott 9-53, Joiner 2-33, Clark 2-18, Curtis 1-9.

| | | |
|------------------------|--------|--------|
| Punts/Number-Average | 5-42.2 | 3-39.6 |
| Penalties/Number-Yards | 7-65 | 1-4 |
| Fumbles/Number-Lost | 2-1 | 1-0 |

INDIVIDUAL STATISTICS

RUSHING — Miami: Csonka 33-145, Morris 11-34, Kiick 7-10, Griese 2-7.
Minnesota: Reed 11-32, Foreman 7-18, Tarkenton 4-17, Marinaro 1-3, B.Brown 1-2.
PASSING — Miami: Griese 7-6-0, 73 yards, 0 TDs.
Minnesota: Tarkenton 28-18-1, 182 yards, 0 TDs.
RECEIVING — Miami: Warfield 2-33, Mandich 2-21, Briscoe 2-19.
Minnesota: Foreman 5-27, Gilliam 4-44, Voight 3-46, Marinaro 2-39, B.Brown 1-9, Kingsriter 1-9, Lash 1-9, Reed 1-(-1).

1973 AFC CHAMPIONSHIP

MIAMI 27, OAKLAND 10
December 30, 1973

Orange Bowl
Miami, FL

A relentless running attack with Larry Csonka and Mercury Morris accounting for 203 of the 266 yards powered the Dolphins to a 27-10 triumph over the Oakland Raiders for a third straight American Conference title. Csonka, a 237-pound battering ram who had his third consecutive 1,000-yard season, scored three touchdowns with his 117 yards on 29 carries. The Dolphins covered 64 and 63 yards exclusively on the ground for a 14-0 halftime lead. Then as the Raiders battled within 17-10, Bob Griese directed ground assaults of 63 yards, culminating in a field goal, and 40 yards, ending in Csonka's third TD. Defensively, safety Dick Anderson forced a fourth-down fumble by Marv Hubbard at midfield, and the Dolphins took possession with a 20-10 lead and six minutes to play. Oakland had stopped Miami's 18-game winning streak, 12-7, three months earlier.

| | | | | | | |
|----------------|---|---|----|----|---|----|
| OAKLAND | 0 | 0 | 10 | 0 | - | 10 |
| MIAMI | 7 | 7 | 3 | 10 | - | 27 |

| | | | |
|--|-------|----|-------|
| M — Csonka, 11 run (Yepremian kick) | 8/64 | 1- | 5:13 |
| M — Csonka, 2 run (Yepremian kick) | 15/63 | 2- | 14:43 |
| O — FG Blanda 21 | 11/63 | 3- | 5:11 |
| M — FG Yepremian 42 | 3/8 | 3- | 7:33 |
| O — Siani, 25 pass from Stabler (Blanda kick) | 10/79 | 3- | 12:22 |
| M — FG Yepremian 26 | 11/63 | 4- | 5:18 |
| M — Csonka, 2 run (Yepremian kick) | 10/42 | 4- | 13:11 |

ATT. — 75,105

| | | |
|---|----------------|--------------|
| | Oakland | Miami |
| First Downs/Total-Rush.-Pass.-Pen. | 15-4-9-2 | 21-18-2-1 |
| Total Yards-Plays-Average | 236-49-4.8 | 292-60-4.9 |
| Rushes-Yards-Average | 26-107-4.1 | 53-266-5.0 |
| Net Yards Passing-Times Thrown-Yards Lost | 129-0-0 | 26-1-8 |
| Passes Attempted-Completed-Intercepted | 23-15-1 | 6-3-1 |
| Punts/Number-Average | 2-51.0 | 1-39.0 |
| Penalties/Number-Yards | 3-35 | 3-26 |
| Fumbles/Number-Lost | 1-0 | 1-0 |

INDIVIDUAL STATISTICS

RUSHING — Miami: Csonka 29-117, Morris 14-86, Griese 3-39, Kiick 6-12, Nottingham 1-12.
Oakland: Hubbard 10-54, C.Smith 10-35, Davis 4-15, Banaszak 2-3.
PASSING — Miami: Griese 6-3-1, 34 yards, 0 TDs.
Oakland: Stabler 23-15-1, 129 yards, 1 TD.
RECEIVING — Miami: Warfield 1-27, Briscoe 1-6, Kiick 1-1.
Oakland: C.Smith 5-43, Siani 3-45, Biletnikoff 2-15, Hubbard 2-11, Moore 2-9, Davis 1-6.

SUPER BOWL VIII

MIAMI 24, MINNESOTA 7
January 13, 1974

Rice Stadium
Houston, TX

Winning for the 32nd time in 34 games, the Dolphins repeated as Super Bowl champions and proved themselves "Best Ever" with a 24-7 rout of the Minnesota Vikings at Rice Stadium. There was no doubt from the beginning. The Dolphins swept 62 yards in 10 plays with the opening kickoff, scoring on Larry Csonka's five-yard smash. Minnesota punted, and the onslaught resumed with a 56-yard, 10-play Dolphin drive capped by Jim Kiick's one-yard plunge. It was 17-0 before the Vikings crossed their 40, and a fourth-down fumble by Minnesota's Oscar Reed was recovered by safety Jake Scott at the Dolphin six-yard line. A brilliant, diving catch by Paul Warfield netted 27 yards on a third-quarter TD drive that hiked the score to 24-0. Csonka finished with his best-ever total of 145 yards on 33 carries. The Dolphins rushed for 703 yards and outscored opponents 85-33 in the three-game playoff blitz. Csonka's yardage was a Super Bowl record and he was named MVP.

| | | | | | | |
|------------------|----|---|---|---|---|----|
| MINNESOTA | 0 | 0 | 0 | 7 | - | 7 |
| MIAMI | 14 | 3 | 7 | 0 | - | 24 |

| | | | |
|--|-------|----|-------|
| MI — Csonka, 5 run (Yepremian kick) | 10/62 | 1- | 9:33 |
| MI — Kiick, 1 run (Yepremian kick) | 10/56 | 1- | 13:38 |
| MI — FG Yepremian 28 | 7/44 | 2- | 8:58 |
| MI — Csonka, 2 run (Yepremian kick) | 7/43 | 3- | 6:16 |
| MN — Tarkenton, 4 run (Cox kick) | 10/57 | 4- | 1:35 |

ATT. — 68,142

| | | |
|---|------------------|--------------|
| | Minnesota | Miami |
| First Downs/Total-Rush.-Pass.-Pen. | 14-5-8-1 | 21-13-4-4 |
| Total Yards-Plays-Average | 238-54-4.4 | 259-61-4.2 |
| Rushes-Yards-Average | 24-72-3.0 | 53-196-3.7 |
| Net Yards Passing-Times Thrown-Yards Lost | 166-2-16 | 63-1-10 |
| Passes Attempted-Completed-Intercepted | 28-18-1 | 7-6-0 |

1974 AFC PLAYOFF

OAKLAND 28, MIAMI 26
December 21, 1974

Oakland-Alameda County Coliseum
Oakland, CA

Oakland quarterback Ken Stabler, falling in the clutches of Vern Den Herder, unloaded a wobbly eight-yard pass that Clarence Davis wrestled from three defenders in the end zone, and the Raiders scored a stunning 28-26 victory over the defending champion Dolphins. Stabler, who had spent the last of his timeouts, appeared to have thrown an interception. But running back Davis clutched the football when bodies were untangled with 26 seconds remaining. It was the fourth TD pass for lefthander Stabler and his second "freak" score. Four minutes earlier, Cliff Branch fell while catching a pass at the Dolphin 27, but defender Henry Stuckey also slipped, and Branch got up and escaped for a 72-yard TD. The Dolphins, trailing by two points, went ahead with 2:08 remaining as rookie Benny Malone broke two tackles on a 23-yard touchdown run along the sideline.

| | | | | | | |
|----------------|---|---|---|----|---|----|
| MIAMI | 7 | 3 | 6 | 14 | - | 26 |
| OAKLAND | 0 | 7 | 7 | 14 | - | 28 |

| | | | | | | | |
|--|--|--|--|-------|--|----|-------|
| M — N.Moore, 89 kickoff return (Yepremian kick) | | | | | | 1- | 0:15 |
| O — C.Smith, 31 pass from Stabler (Blanda kick) | | | | 7/78 | | 2- | 7:21 |
| M — FG Yepremian 33 | | | | 11/47 | | 2- | 13:59 |
| O — Biletnikoff, 13 pass from Stabler (Blanda kick) | | | | 9/60 | | 3- | 6:55 |
| M — Warfield, 16 pass from Griese (kick failed) | | | | 5/65 | | 3- | 8:22 |
| M — FG Yepremian 46 | | | | 8/53 | | 4- | 3:10 |
| O — Branch, 72 pass from Stabler (Blanda kick) | | | | 2/83 | | 4- | 10:23 |
| M — Malone, 23 run (Yepremian kick) | | | | 4/68 | | 4- | 12:52 |
| O — Davis, 8 pass from Stabler (Blanda kick) | | | | 8/68 | | 4- | 14:34 |

ATT. — 52,817

| | | |
|---|--------------|----------------|
| | Miami | Oakland |
| First Downs/Total-Rush.-Pass.-Pen. | 18-10-6-2 | 19-8-11-0 |
| Total Yards-Plays-Average | 294-57-5.2 | 411-64-6.4 |
| Rushes-Yards-Average | 41-213-5.2 | 32-135-4.2 |
| Net Yards Passing-Times Thrown-Yards Lost | 81-2-20 | 276-2-17 |
| Passes Attempted-Completed-Intercepted | 14-7-1 | 30-20-1 |
| Punts/Number-Average | 6-33.2 | 7-42.7 |
| Penalties/Number-Yards | 3-15 | 3-59 |
| Fumbles/Number-Lost | 0-0 | 0-0 |

INDIVIDUAL STATISTICS

RUSHING — Miami: Csonka 24-114, Malone 14-83, Griese 2-14, Kiick 1-2.
Oakland: Davis 12-59, Hubbard 14-55, Banaszak 3-14, Stabler 3-7.
PASSING — Miami: Griese 14-7-1, 101 yards, 1 TD.
Oakland: Stabler 30-20-1, 293 yards, 4 TDs.
RECEIVING — Miami: Warfield 3-47, N.Moore 2-40, Nottingham 1-9, Kiick 1-5.
Oakland: Biletnikoff 8-122, Branch 3-84, Moore 3-22, C.Smith 2-35, C.Davis 2-16, Hubbard 1-9, Pitts 1-5.

1978 AFC WILD-CARD PLAYOFF

HOUSTON 17, MIAMI 9
December 24, 1978

Orange Bowl
Miami, FL

The Houston Oilers amassed a 455-209 margin in total yardage, and aided by five Dolphin turnovers, gained a 17-9 victory in a battle of AFC wild-card entries at the Orange Bowl. Toni Fritsch kicked a 35-yard field goal with 7:25 remaining to snap a 7-7 tie that existed since the first quarter. An interception by linebacker Greg Bingham led to a clinching 50-yard touchdown drive capped by Earl Campbell's one-yard dive with 1:55 to go. Campbell, the NFL rushing leader with 1,450 yards as a rookie, had been checked for only 16 yards on 13 carries in the first half. Dolphin quarterback Bob Griese, playing with very sore ribs, connected with tight end Andre Tillman for a 13-yard TD after Earnie Rhone had recovered a fumbled punt at the Houston 21. But Griese completed only 13 of 28 passes. Twice the Dolphins lost the ball inside the Oiler 10-yard line when the game was tied. Houston's Dan Pastorini wore a flak jacket to protect three broken ribs, and he passed for 261 of his 306-yard total in the first half.

| | | | | | | |
|----------------|---|---|---|----|---|----|
| HOUSTON | 7 | 0 | 0 | 10 | - | 17 |
| MIAMI | 7 | 0 | 0 | 2 | - | 9 |

| | | | |
|--|-------|----|---------|
| M — Tillman, 13 pass from Griese (Yepremian kick) | 2/21 | 1- | 9:58 |
| H — Wilson, 13 pass from Pastorini (Fritsch kick) | 10/71 | 1- | 14:57 |
| H — FG Fritsch 35 | 10/53 | 4- | 7:35 |
| H — Campbell, 1 run (Fritsch kick) | 10/50 | 4- | 13:05 |
| M — Safety, Pastorini runs out of end zone | | | 4-14:49 |

ATT. — 70,036

| | | |
|------------------------------------|----------------|--------------|
| | Houston | Miami |
| First Downs/Total-Rush.-Pass.-Pen. | 23-9-14-0 | 14-6-7-1 |
| Total Yards-Plays-Average | 455-77-5.9 | 209-57-3.7 |
| Rushes-Yards-Average | 45-165-3.7 | 25-91-3.6 |

| | | |
|---|----------|----------|
| Net Yards Passing-Times Thrown-Yards Lost | 290-2-16 | 118-2-19 |
| Passes Attempted-Completed-Intercepted | 30-20-0 | 30-12-3 |
| Punts/Number-Average | 5-44.0 | 5-48.6 |
| Penalties/Number-Yards | 5-37 | 1-5 |
| Fumbles/Number-Lost | 3-1 | 2-2 |

INDIVIDUAL STATISTICS

RUSHING — Miami: L.Harris 9-43, Williams 13-41, N.Moore 1-7, Bulaich 2-0, Houston: Campbell 26-84, Wilson 14-76, Poole 1-12, Coleman 1-2, Pastorini 3-(-9).

PASSING — Miami: Griese 28-11-2, 114 yards, 1 TD; Strock 2-1-1, 23 yards, 0 TDs.
Houston: Pastorini 29-20-0, 306 yards, 1 TD; Barber 1-0-0, 0 yards, 0 TDs.

RECEIVING — Miami: D.Harris 4-42, N.Moore 2-28, Tillman 2-24, Bulaich 2-14, L.Harris 1-21, Williams 1-8.
Houston: Burrough 6-103, Wilson 5-40, Barber 4-112, Woods 2-22, Campbell 1-13, Caster 1-11, Coleman 1-5.

1979 AFC PLAYOFF

PITTSBURGH 34, MIAMI 14 Three Rivers Stadium
December 30, 1979 Pittsburgh, PA

Launching a drive to their fourth Super Bowl title in six years, the Pittsburgh Steelers scored touchdowns on their first three possessions and coasted to a 34-14 victory at Three Rivers Stadium. Miami managed only 25 yards rushing against the Steel Curtain and was stopped twice in the second quarter after achieving a first down inside the Steeler 10-yard line. The Dolphins got as close as 20-7 with a seven-yard TD pass from Bob Griese to Duriel Harris in the third period, but Pittsburgh responded with a 69-yard TD drive. The Steelers marched 62, 62 and 56 yards for their first-quarter scores when quarterback Terry Bradshaw completed 8 of 10 passes, including touchdowns to John Stallworth and Lynn Swann, who was standing alone in the end zone. Don Strock directed a 13-play, 76-yard TD drive after relieving Griese in the fourth quarter.

| | | | | | | |
|------------|----|---|---|---|---|----|
| MIAMI | 0 | 0 | 7 | 7 | - | 14 |
| PITTSBURGH | 20 | 0 | 7 | 7 | - | 34 |

P — Thornton, 1 run (Bahr kick) 13/62 1- 7:02
P — Stallworth, 17 pass from Bradshaw (kick blocked) 9/62 1-11:03
P — Swann, 20 pass from Bradshaw (Bahr kick) 6/56 1-14:09
M — Harris, 7 pass from Griese (von Schamann kick) 2/11 3- 3:55
P — Bleier, 1 run (Bahr kick) 12/69 3- 8:58
P — Harris, 5 run (Bahr kick) 9/43 4- 5:56
M — Csonka, 1 run (von Schamann kick) 13/76 4-11:53

ATT. — 50,214

| | Miami | Pittsburgh |
|---|------------|------------|
| First Downs/Total-Rush.-Pass.-Pen. | 16-2-11-3 | 27-14-12-1 |
| Total Yards-Plays-Average | 249-65-3.8 | 379-72-5.3 |
| Rushes-Yards-Average | 22-25-1.1 | 40-159-3.9 |
| Net Yards Passing-Times Thrown-Yards Lost | 224-3-19 | 220-1-10 |
| Passes Attempted-Completed-Intercepted | 40-22-2 | 31-21-0 |
| Punts/Number-Average | 4-36.3 | 2-29.5 |
| Penalties/Number-Yards | 4-35 | 8-41 |
| Fumbles/Number-Lost | 0-0 | 3-3 |

INDIVIDUAL STATISTICS

RUSHING — Miami: Csonka 10-20, Davis 2-12, Griese 1-1, Williams 8-1, Roberts 1-(-9).
Pittsburgh: Harris 21-83, Thornton 12-52, Hawthorne 2-15, Bleier 4-13, Anderson 1-(-4).

PASSING — Miami: Griese 26-14-1, 118 yards, 1 TD; Strock 14-8-1, 125 yards, 0 TDs.
Pittsburgh: Bradshaw 31-21-0, 230 yards, 2 TDs.

RECEIVING — Miami: Williams 6-26, Moore 5-93, Harris 3-61, Nathan 3-27, Davis 2-24, Hardy 2-12, Torrey 1-0.
Pittsburgh: Stallworth 6-86, Harris 5-32, Smith 4-41, Swann 3-37, Thornton 3-34.

1981 AFC PLAYOFF

SAN DIEGO 41, MIAMI 38 (OT) Orange Bowl
January 2, 1982 Miami, FL

A record-setting showcase of the passing game resulted in NFL playoff marks for most points (79), most total yards (1,036) and most drama as the San Diego Chargers outlasted the Dolphins 41-38 in overtime. "The Miracle That Died" was the Miami Herald headline after the Dolphins rallied behind reserve quarterback Don Strock to overcome a 24-point deficit. Strock completed 29 of 43 passes for 403 yards and four touchdowns, spurring the Dolphins to a 38-31 lead. A 12-yard sweep by Tony Nathan on the first play of the fourth quarter put the Dolphins on top. But Charger quarterback Dan Fouts, who passed for an NFL record 4,802 yards during the season, led an 82-yard drive capped by a 9-yard pass to James Brooks to tie the game with 58 seconds remaining. Five players had more than 100 yards in receptions, topped by Charger tight end Kellen Winslow with 13 catches for 166 yards. Fouts, who finished with 433 yards on 33 of 53 marksmanship, hooked up with Charlie Joiner for 39 yards to the Dolphin 10-yard line. Rolf Benirschke then kicked a 29-yard field goal to end the struggle after 13:52 of overtime. Benirschke had missed a 27-yard attempt eight minutes earlier, and Miami's Uwe von Schamann had two attempts blocked — a 43-yarder on the last play of regulation and a 35-yarder after 11:27 of overtime. It was the first game in NFL history in which two quarterbacks passed for more than 400 yards.

| | | | | | | | |
|-----------|----|----|----|---|---|---|----|
| SAN DIEGO | 24 | 0 | 7 | 7 | 3 | - | 41 |
| MIAMI | 0 | 17 | 14 | 7 | 0 | - | 38 |

SD — FG Benirschke 32 9/64 1- 5:11
SD — Chandler, 56 punt return (Benirschke kick) 1- 7:36
SD — Muncie, 1 run (Benirschke kick) 7/29 1-11:02
SD — Brooks, 8 pass from Fouts (Benirschke kick) 3/11 1-13:29
M — FG von Schamann 34 10/63 2- 6:29
M — Rose, 1 pass from Strock (von Schamann kick) 7/39 2-12:15
M — Nathan, 25 run after lateral from Harris who caught 15 pass from Strock (von Schamann kick) 4/63 2-15:00
M — Rose, 15 pass from Strock (von Schamann kick) 8/74 3- 4:10
SD — Winslow, 25 pass from Fouts (Benirschke kick) 6/60 3-10:45
M — Hardy, 50 pass from Strock (von Schamann kick) 6/83 3-13:32
M — Nathan, 12 run (von Schamann kick) 2/15 4- 0:07
SD — Brooks, 9 pass from Fouts (Benirschke kick) 10/82 4-14:02
SD — FG Benirschke 29 6/74 OT-13:52

ATT. — 73,735

| | San Diego | Miami |
|---|------------|------------|
| First Downs/Total-Rush.-Pass.-Pen. | 34-10-21-3 | 25-3-21-1 |
| Total Yards-Plays-Average | 564-85-6.6 | 472-79-6.0 |
| Rushes-Yards-Average | 29-149-5.1 | 28-78-2.8 |
| Net Yards Passing-Times Thrown-Yards Lost | 415-2-18 | 394-3-29 |
| Passes Attempted-Completed-Intercepted | 54-33-1 | 48-31-2 |
| Punts/Number-Average | 4-40.3 | 5-42.0 |
| Penalties/Number-Yards | 9-55 | 7-50 |
| Fumbles/Number-Lost | 3-3 | 2-1 |

INDIVIDUAL STATISTICS

RUSHING — Miami: Nathan 14-48, Woodley 1-10, Hill 3-8, Vigorito 1-6, Franklin 9-6.
San Diego: Muncie 24-120, Brooks 3-19, Fouts 2-10.

PASSING — Miami: Strock 43-29-1, 403 yards, 4 TDs; Woodley 5-2-1, 20 yards, 0 TDs.
San Diego: Fouts 53-33-1, 433 yards, 3 TDs; Muncie 1-0-0, 0 yards, 0 TDs.

RECEIVING — Miami: Nathan 9-114, Harris 6-106, Hardy 5-89, Rose 4-37, Cefalo 3-62, Vigorito 2-12, Hill 2-3.
San Diego: Winslow 13-166, Joiner 7-108, Chandler 6-106, Brooks 4-31, Muncie 2-5, Scales 1-17.

1982 AFC PLAYOFF (first round)

MIAMI 28, NEW ENGLAND 13 Orange Bowl
January 8, 1983 Miami, FL

For the first time in nine years, the Miami Dolphins won a playoff game, defeating the New England Patriots 28-13. Dolphin QB David Woodley had one of his finest games, completing 16 of 19 passes for 246 yards and two TDs. He was a perfect 8-8 in the second half. The Dolphins had not experienced a playoff win since January 13, 1974, when they downed Minnesota in Super Bowl VIII. The Dolphins took command in the second quarter, putting together back-to-back TD drives of 76 and 79 yards that turned a 3-0 deficit into a 14-3 halftime advantage. The four Miami TDs came on a pair of two-yard passes from David Woodley to tight end Bruce Hardy, a one-yard run by Andra Franklin and Woody Bennett's two-yard burst up the middle. Franklin finished with 112 yards on 26 carries, but lost the ball three times on fumbles. Two of those fumbles resulted in John Smith field goals of 23 and 42 yards for New England.

| | | | | | | |
|-------------|---|----|---|---|---|----|
| NEW ENGLAND | 0 | 3 | 3 | 7 | - | 13 |
| MIAMI | 0 | 14 | 7 | 7 | - | 28 |

NE — FG Smith 23 8/24 2- 3:07
M — Hardy, 2 pass from Woodley (von Schamann kick) 9/76 2- 8:24
M — Franklin, 1 run (von Schamann kick) 9/79 2-12:52
NE — FG Smith 42 8/38 3- 7:56
M — Bennett, 2 run (von Schamann kick) 11/74 3-13:59
M — Hardy, 2 pass from Woodley (von Schamann kick) 8/62 4- 6:05
NE — Hasselbeck, 22 pass from Grogan (Smith kick) 6/80 4- 9:38

ATT. — 68,842

| | New England | Miami |
|---|-------------|------------|
| First Downs/Total-Rush.-Pass.-Pen. | 14-6-8-0 | 27-12-14-1 |
| Total Yards-Plays-Average | 237-52-4.6 | 448-66-6.8 |
| Rushes-Yards-Average | 18-77-4.3 | 45-214-4.8 |
| Net Yards Passing-Times Thrown-Yards Lost | 160-4-29 | 234-2-12 |
| Passes Attempted-Completed-Intercepted | 30-16-2 | 19-16-0 |
| Punts/Number-Average | 5-43.6 | 1-51.0 |
| Penalties/Number-Yards | 4-27 | 2-15 |
| Fumbles/Number-Lost | 1-1 | 3-3 |

INDIVIDUAL STATISTICS

RUSHING — Miami: Franklin 26-112, Nathan 12-71, Woodley 1-16, Bennett 5-10, Vigorito 1-5.
New England: van Eeghen 9-40, Collins 7-35, Tatupu 1-4, Morgan 1-(-2).

PASSING — Miami: Woodley 19-16-0, 246 yards, 2 TDs.
New England: Grogan 30-16-2, 189 yards, 1 TD.

RECEIVING — Miami: Nathan 5-68, Hardy 3-23, Rose 2-47, Vigorito 2-40, Cefalo 2-27, Harris 1-36, Diana 1-5.
New England: Hasselbeck 7-87, Dawson 4-49, Collins 1-17, Toler 1-16, Brown 1-8, Johnson 1-7, van Eeghen 1-5.

1982 AFC PLAYOFF (second round)

MIAMI 34, SAN DIEGO 13 Orange Bowl
January 16, 1983 Miami, FL

The Dolphins, on their way to a five-game victory roll, choked off the famed Charger offense and won 34-13. The Dolphin defense stopped the San Diego offense, holding it to a total of 247 yards - 203 yards below its league-leading average - while holding the Chargers scoreless in the second half. Dolphin defenders intercepted QB Dan Fouts five times, sacked him three times and held the Chargers to 15 completions for 191 yards - their lowest output since a January, 1982, playoff game in the ice at Cincinnati. The Dolphin offense kept Fouts and Company on the sideline by utilizing ball control that produced 80 plays to San Diego's 54 and an overwhelming time of possession advantage; the Dolphins had the ball for 40:46 to the Chargers' 19:14. Dolphin QB David Woodley guided his team to a 214-yard ground attack while connecting on 17-22 passes for 195 yards and two TDs. Woodley opened the scoring with a three-yard pass to Nat Moore in the first quarter and made it 14-0 by directing Miami 89 yards on 13 plays. Charger kickoff returner Hank Bauer fumbled a kickoff which was recovered by Uwe von Schamann at the Charger 23-yard line. Seven plays later, Woodley hit tight end Ronnie Lee on a six-yard look-in pass for the score. On the next kickoff, Dolphin rookie Rich Diana recovered a fumble by the Chargers' James Brooks, but this time Miami had to settle for a 29-yard von Schamann field goal. The Chargers scored two late TDs, one on a 28-yard pass from Fouts to Charlie Joiner and the other on Chuck Muncie's one-yard dive that ended the San Diego scoring. Von Schamann added a second field goal shortly before the end of the first half and Woodley scored on a seven-yard QB draw early in the fourth quarter.

| | | | | | | |
|------------------|----------|-----------|----------|----------|----------|-----------|
| SAN DIEGO | 0 | 13 | 0 | 0 | - | 13 |
| MIAMI | 7 | 20 | 0 | 7 | - | 34 |

| | | | |
|---|-------|----|-------|
| M - Moore, 3 pass from Woodley (von Schamann kick) | 5/26 | 1- | 6:52 |
| M - Franklin, 3 run (von Schamann kick) | 13/89 | 2- | 1:28 |
| M - Lee, 6 pass from Woodley (von Schamann kick) | 7/23 | 2- | 4:31 |
| M - FG von Schamann 24 | 7/30 | 2- | 7:15 |
| SD - Joiner, 28 pass from Fouts (kick failed) | 3/28 | 2- | 11:14 |
| M - FG von Schamann 23 | 7/70 | 2- | 13:55 |
| SD - Muncie, 1 run (Benirschke kick) | 5/76 | 2- | 14:38 |
| M - Woodley, 7 run (von Schamann kick) | 8/62 | 4- | 0:42 |

ATT. - 71,383

| | San Diego | Miami |
|---|------------|------------|
| First Downs/Total-Rush.-Pass.-Pen. | 17-5-9-3 | 29-15-11-3 |
| Total Yards-Plays-Average | 247-54-4.6 | 413-80-5.2 |
| Rushes-Yards-Average | 17-79-4.6 | 56-214-3.8 |
| Net Yards Passing-Times Thrown-Yards Lost | 168-3-23 | 199-1-16 |
| Passes Attempted-Completed-Intercepted | 34-15-5 | 23-18-1 |
| Punts/Number-Average | 4-41.3 | 3-40.3 |
| Penalties/Number-Yards | 7-62 | 6-70 |
| Fumbles/Number-Lost | 3-2 | 2-1 |

INDIVIDUAL STATISTICS

RUSHING - Miami: Franklin 23-96, Nathan 19-83, Woodley 3-14, Bennett 7-14, Orosz 1-11, Vigorito 1-2, Jensen 2-(6).
San Diego: Muncie 11-62, Brooks 3-9, Fouts 2-3, Capelletti 1-5.

PASSING - Miami: Woodley 22-17-1, 195 yards, 2 TDs; Nathan 1-1-0, 20 yards, 0 TDs.
San Diego: Fouts 34-15-5, 191 yards, 1 TD.

RECEIVING - Miami: Nathan 8-55, Hardy 3-45, Cefalo 2-69, Vigorito 2-22, Harris 1-15, Lee 1-6, Moore 1-3.
San Diego: Muncie 6-53, Chandler 2-38, Brooks 2-25, Sievers 2-21, Joiner 1-28, Winslow 1-18, Holohan 1-8.

1982 AFC CHAMPIONSHIP

MIAMI 14, N.Y. JETS 0
January 23, 1983

Orange Bowl
Miami, FL

For the third time in as many games the Miami Dolphins defeated the New York Jets, this time on a rainy, mud-soaked Orange Bowl field. The Dolphins set an AFC Championship Game record by holding the Jets to 139 total yards. A.J. Duhe set an AFC playoff record with three interceptions, including one he returned for a 35-yard TD. The Dolphins set an NFL record by being the first team to have defeated the same team three times in a season - two times during the regular season and once in a playoff game. On nine occasions since the AFL-NFL merger, teams had met three times in a season - but no team had won all three games. Before a crowd of 67,396, the Dolphins' Woody Bennett rumbled seven yards up the middle to score the only points the Dolphins would need. That came in the third quarter after the teams had trudged through a scoreless first half on the soggy Prescription Athletic Turf.

| | | | | | | |
|------------------|----------|----------|----------|----------|----------|-----------|
| N.Y. JETS | 0 | 0 | 0 | 0 | - | 0 |
| MIAMI | 0 | 0 | 7 | 7 | - | 14 |

| | | | |
|---|------|----|------|
| M - Bennett, 7 run (von Schamann kick) | 7/48 | 3- | 2:05 |
| M - Duhe, 35 interception return (von Schamann kick) | | 4- | 2:08 |

ATT. - 67,396

| | N.Y. Jets | Miami |
|---|------------|------------|
| First Downs/Total-Rush.-Pass.-Pen. | 10-2-6-2 | 13-7-5-1 |
| Total Yards-Plays-Average | 139-65-2.1 | 198-66-3.0 |
| Rushes-Yards-Average | 24-62-2.6 | 41-138-3.4 |
| Net Yards Passing-Times Thrown-Yards Lost | 77-4-26 | 60-4-27 |
| Passes Attempted-Completed-Intercepted | 37-15-5 | 21-9-3 |
| Punts/Number-Average | 10-35.7 | 10-33.3 |
| Penalties/Number-Yards | 6-42 | 3-15 |
| Fumbles/Number-Lost | 1-0 | 3-1 |

INDIVIDUAL STATISTICS

RUSHING - Miami: Woodley 8-46, Franklin 13-44, Nathan 7-24, Bennett 13-24.
N.Y. Jets: McNeil 17-46, Todd 4-10, Augustyniak 2-5, Dierking 1-1.

PASSING - Miami: Woodley 21-9-3, 87 yards, 0 TDs.
N.Y. Jets: Todd 37-15-5, 103 yards, 0 TDs.

RECEIVING - Miami: Vigorito 3-29, Harris 2-28, Nathan 2-4, Rose 1-20, Lee 1-6.
N.Y. Jets: Harper 4-14, Jones 3-35, Barkum 2-20, Augustyniak 2-12, McNeil 1-9, Gaffney 1-7, Dierking 1-6, Walker 1-0.

SUPER BOWL XVII

WASHINGTON 27, MIAMI 17
January 30, 1983

Rose Bowl
Pasadena, CA

The Washington Redskins, behind the power running of John Riggins, came from behind to win Super Bowl XVII in the famed Rose Bowl, beating Miami 27-17. Before the second-largest crowd for a Super Bowl - 103,667 fans - the Redskins took the lead for the first time with a little more than 10 minutes left on the clock. The game was marked by a Super Bowl record performance by Fulton Walker, who returned four kickoffs 190 yards, including a 98-yard TD that gave Miami a 17-10 halftime lead. It was the first kickoff returned for a TD in Super Bowl history and the longest kickoff return in playoff history. Riggins ran up 166 yards on 38 carries, both Super Bowl records. On a short-yardage play - fourth-and-one from the Redskin 43 with 10:01 to play - Riggins broke a tackle and scored on a 43-yard run. Riggins accounted for 181 total yards, five more yards than the entire Miami offense could manage in the game. In the first quarter, Miami jumped to a quick lead with a 76-yard David Woodley to Jimmy Cefalo pass for a TD.

| | | | | | | |
|-------------------|----------|-----------|----------|-----------|----------|-----------|
| MIAMI | 7 | 10 | 0 | 0 | - | 17 |
| WASHINGTON | 0 | 10 | 3 | 14 | - | 27 |

| | | | |
|---|-------|----|---------|
| M - Cefalo, 76 pass from Woodley (von Schamann kick) | 2/80 | 1- | 6:49 |
| W - FG Moseley 31 | 7/32 | 2- | 0:21 |
| M - FG von Schamann 20 | 13/50 | 2- | 9:00 |
| W - Garrett, 4 pass from Theismann (Moseley kick) | 11/80 | 2- | 13:09 |
| M - Walker, 98 kickoff return (von Schamann kick) | | | 2-13:22 |
| W - FG Moseley 20 | 6/61 | 3- | 6:51 |
| W - Riggins, 43 run (Moseley kick) | 4/52 | 4- | 4:59 |
| W - Brown, 6 pass from Theismann (Moseley kick) | 12/41 | 4- | 13:05 |

ATT. - 103,667

| | Miami | Washington |
|---|------------|------------|
| First Downs/Total-Rush.-Pass.-Pen. | 9-7-2-0 | 24-14-9-1 |
| Total Yards-Plays-Average | 176-47-3.7 | 400-78-5.1 |
| Rushes-Yards-Average | 29-96-3.3 | 52-276-5.3 |
| Net Yards Passing-Times Thrown-Yards Lost | 80-1-17 | 124-3-19 |
| Passes Attempted-Completed-Intercepted | 17-4-1 | 23-15-2 |
| Punts/Number-Average | 6-37.8 | 4-42.0 |
| Penalties/Number-Yards | 4-55 | 5-36 |
| Fumbles/Number-Lost | 2-1 | 0-0 |

INDIVIDUAL STATISTICS

RUSHING - Miami: Franklin 16-49, Nathan 7-26, Woodley 4-16, Vigorito 1-4, Harris 1-1.
Washington: Riggins 38-166, Garrett 1-44, Harmon 9-40, Theismann 3-20, Walker 1-6.

PASSING - Miami: Woodley 14-4-1, 97 yards, 1 TD; Strock 3-0-0, 0 yards, 0 TDs.
Washington: Theismann 23-15-2, 143 yards, 2 TDs.

RECEIVING - Miami: Cefalo 2-82, Harris 2-15.
Washington: Brown 6-60, Warren 5-28, Garrett 2-13, Walker 1-27, Riggins 1-15.

1983 AFC PLAYOFF

SEATTLE 27, MIAMI 20
December 31, 1983

Orange Bowl
Miami, FL

The Miami Dolphins saw their season end on a sour note as they lost a 27-20 decision to the Seattle Seahawks in the first round of the AFC playoffs. Before 71,032 fans in the Orange Bowl, Dolphin rookie quarterback Dan Marino returned from his December 4 knee injury. On their second possession, the Dolphins launched a 12-play, 80-yard drive ending with a 19-yard TD pass from Marino to tight end Dan Johnson (PAT missed). A 59-yard return by Zachary Dixon on the ensuing kickoff led to a six-yard scoring toss from Seattle's Dave Krieg to Cullen Bryant with the extra point, giving the Seahawks a one point lead. Miami immediately retaliated, using a 17-yard Marino to Mark Duper hook-up to pave the way for a 32-yard circus catch by Duper for the touchdown. Early in the third quarter, a David Overstreet fumble in Seattle territory set the Seahawks up for a 55-yard TD march featuring a 28-yard completion from Krieg to Paul Johns, and culminating in a one-yard run by Curt Warner. Norm Johnson's 27-yard field goal early in the fourth quarter gave Seattle a 17-13 lead. The Dolphins managed to regain the lead at 20-17 following a Gerald Small interception (18-yard return) and Woody Bennett's two-yard run with only 3:43 remaining. However, the lead was shortlived as the Seahawks came right back to score on Warner's short run following a pair of Krieg to Steve Largent completions for a total of 56 yards. Miami's Fulton Walker then fumbled the Seattle kickoff, thus leading to a 37-yard Johnson field goal. Another Walker kickoff fumble iced the game for the Seahawks, who were participating in the playoffs for the first time in their eight-year history.

| | | | | | | |
|----------------|----------|-----------|----------|-----------|----------|-----------|
| SEATTLE | 0 | 7 | 7 | 13 | - | 27 |
| MIAMI | 0 | 13 | 0 | 7 | - | 20 |

| | | | |
|---|--|-------|---------|
| M | Johnson, 19 pass from Marino (kick failed) | 12/80 | 2- 2:23 |
| S | C. Bryant, 6 pass from Krieg (N. Johnson kick) | 6/38 | 2- 5:41 |
| M | Duper, 32 pass from Marino (von Schamann kick) | 7/74 | 2- 9:17 |
| S | Warner, 1 run (N. Johnson kick) | 8/55 | 3- 8:34 |
| S | FG N. Johnson 27 | 9/40 | 4- 4:18 |
| M | Bennett, 2 run (von Schamann kick) | 3/16 | 4-11:17 |
| S | Warner, 2 run (N. Johnson kick) | 5/66 | 4-13:12 |
| S | FG N. Johnson 3 | 4/8 | 4-13:45 |

ATT. - 71,032

| | Seattle | Miami |
|---|------------|------------|
| First Downs/Total-Rush.-Pass.-Pen. | 21-12-9-0 | 21-9-11-1 |
| Total Yards-Plays-Average | 334-72-4.6 | 321-56-5.7 |
| Rushes-Yards-Average | 42-151-3.6 | 30-128-4.3 |
| Net Yards Passing-Times Thrown-Yards Lost | 183-1-9 | 193-0-0 |
| Passes Attempted-Completed-Intercepted | 29-15-1 | 26-15-2 |
| Punts/Number-Average | 4-38.0 | 4-35.5 |
| Penalties/Number-Yards | 2-15 | 5-30 |
| Fumbles/Number-Lost | 0-0 | 3-3 |

INDIVIDUAL STATISTICS

RUSHING - Miami: Overstreet 9-50, Bennett 7-31, Franklin 6-28, Nathan 8-19.
Seattle: Warner 29-113, C. Bryant 5-22, Hughes 4-21, Krieg 4-(-5).
PASSING - Miami: Marino 25-15-2, 193 yards, 2 TDs; Clayton 1-0-0, 0 yards, 0 TDs.
Seattle: Krieg 28-15-1, 192 yards, 1 TD; Zorn 1-0-0, 0 yards, 0 TDs.
RECEIVING - Miami: Duper 9-117, Johnson 2-29, Moore 2-26, Rose 1-15, Nathan 1-6.
Seattle: Warner 5-38, Johns 4-60, Largent 2-56, Doornink 2-26, C. Bryant 2-12.

1984 AFC PLAYOFF

MIAMI 31, SEATTLE 10
December 29, 1984

Orange Bowl
Miami, FL

The Miami Dolphins, led by quarterback Dan Marino's three touchdown passes and a defense that shut out the opposition in three of four quarters, defeated the Seattle Seahawks 31-10 before 73,469 fans in the Orange Bowl. The Dolphins moved in front on their second possession and stayed there. Running back Tony Nathan keyed the 68-yard drive by gaining 38 yards on four carries, including the touchdown on a 14-yard run. A 26-yard Marino to Mark Clayton completion was the long play of the scoring march. A 32-yard interception return by Seattle's John Harris and a 25-yard pass from Dave Krieg to Steve Largent paved the way for Norm Johnson's 27-yard field goal that cut Miami's lead to 7-3. The Dolphins, however, came right back to score on their next series as a 20-yard reception by Woody Bennett preceded Marino's 34-yard scoring hook-up with Jimmy Cefalo. The Seahawks made it 14-10 at halftime when Largent scored on a 56-yard catch-and-run play. After Miami's defense had stopped Seattle on the Dolphin 24-yard line to open the second half, the Dolphins embarked on a 13-play, 76-yard TD drive that included a Bruce Hardy touchdown catch from three yards out. After the Seahawks' Jeff West managed just a seven-yard punt, Clayton made an acrobatic catch on a tipped ball in the end zone for a 33-yard TD. Miami closed out the scoring on Uwe von Schamann's 37-yard field goal in a drive that featured a 32-yard Marino to Hardy pass.

| | | | | | | |
|---------|---|----|----|---|---|----|
| SEATTLE | 0 | 10 | 0 | 0 | - | 10 |
| MIAMI | 7 | 7 | 14 | 3 | - | 31 |

| | | | |
|---|--|-------|---------|
| M | Nathan, 14 run (von Schamann kick) | 8/68 | 1-10:51 |
| S | FG Johnson 27 | 7/29 | 2- 1:24 |
| M | Cefalo, 34 pass from Marino (von Schamann kick) | 4/60 | 2- 4:07 |
| S | Largent, 56 pass from Krieg (Johnson kick) | 4/70 | 2-11:37 |
| M | Hardy, 3 pass from Marino (von Schamann kick) | 13/76 | 3-10:35 |
| M | Clayton, 33 pass from Marino (von Schamann kick) | 2/33 | 3-12:35 |
| M | FG von Schamann 37 | 8/69 | 4- 3:32 |

ATT. - 73,469

| | Seattle | Miami |
|---|------------|------------|
| First Downs/Total-Rush.-Pass.-Pen. | 8-2-6-0 | 22-8-12-2 |
| Total Yards-Plays-Average | 267-55-4.9 | 405-70-5.8 |
| Rushes-Yards-Average | 18-51-2.8 | 36-143-4.0 |
| Net Yards Passing-Times Thrown-Yards Lost | 216-2-18 | 262-0-0 |
| Passes Attempted-Completed-Intercepted | 35-20-0 | 34-21-2 |
| Punts/Number-Average | 7-37.0 | 3-37.0 |
| Penalties/Number-Yards | 4-20 | 1-5 |
| Fumbles/Number-Lost | 1-1 | 0-0 |

INDIVIDUAL STATISTICS

RUSHING - Miami: Nathan 18-76, Bennett 11-41, P. Johnson 6-22, Carter 1-4.
Seattle: Doornink 10-35, Hughes 7-14, Krieg 1-2.
PASSING - Miami: Marino 34-21-2, 262 yards, 3 TDs.
Seattle: Krieg 35-20-0, 234 yards, 1 TD.
RECEIVING - Miami: Clayton 5-75, Nathan 4-20, Hardy 3-48, Duper 3-32, Cefalo 2-43, Moore 2-11, Bennett 1-20, Rose 1-13.
Seattle: Largent 6-128, Doornink 6-23, Turner 3-38, Skansi 2-31, Hughes 1-8, C. Young 1-5, Krieg 1-1.

1984 AFC CHAMPIONSHIP

MIAMI 45, PITTSBURGH 28
January 6, 1985

Orange Bowl
Miami, FL

The Miami Dolphins, led by Dan Marino's 421 yards passing (four touchdowns) and Mark Duper's 148 yards receiving, advanced to Super Bowl XIX by defeating

the Pittsburgh Steelers 45-28 in the AFC Championship Game before 76,029 fans in the Orange Bowl. The Dolphins scored on their first offensive series as they moved 67 yards in four plays following a William Judson interception, with the TD coming on a 40-yard pass from Marino to Mark Clayton. Pittsburgh's first score came on Rich Erenberg's seven-yard run that had been set up by Walter Abercrombie's 38 yards gained in the 66-yard march. A 26-yard Uwe von Schamann field goal preceded a 65-yard toss from the Steelers' Mark Malone to John Stallworth that gave Pittsburgh a 14-10 lead. The Dolphins then scored two TDs in the final 2:52 of the first half, the first score coming on a 41-yard reception by Duper. After Lyle Blackwood's interception, Marino hit TE Joe Rose for a 28-yard gain before Tony Nathan gave the Dolphins a 24-14 lead on a two-yard run. Miami then scored on its first three second-half possessions, leading off with Marino's 36-yard scoring strike to Duper. The Steelers closed the gap to 31-21 on Malone's 19-yarder to Stallworth (33-yarder to Louis Lipps in drive). Completions to Duper (41 yards), Nathan (20 yards) and Nat Moore (28 yards) then led to a one-yard TD dive by Woody Bennett. Moore then caught a six-yard touchdown pass before Wayne Capers closed out the scoring with a 29-yard TD reception.

| | | | | | | |
|------------|---|----|----|---|---|----|
| PITTSBURGH | 7 | 7 | 7 | 7 | - | 28 |
| MIAMI | 7 | 17 | 14 | 7 | - | 45 |

| | | | |
|---|---|-------|---------|
| M | Clayton, 40 pass from Marino (von Schamann kick) | 4/67 | 1- 7:15 |
| P | Erenberg, 7 run (Anderson kick) | 7/66 | 1-11:30 |
| M | FG von Schamann 26 | 8/55 | 2- 5:56 |
| P | Stallworth, 65 pass from Malone (von Schamann kick) | 3/71 | 2-12:08 |
| M | Duper, 41 pass from Marino (von Schamann kick) | 5/77 | 2-13:30 |
| M | Nathan, 2 run (von Schamann kick) | 5/35 | 2-14:24 |
| M | Duper, 36 pass from Malone (von Schamann kick) | 4/78 | 3- 1:48 |
| P | Stallworth, 19 pass from Malone (Anderson kick) | 9/72 | 3- 7:05 |
| M | Bennett, 1 run (von Schamann kick) | 10/80 | 3-13:20 |
| M | Moore, 6 pass from Marino (von Schamann kick) | 9/66 | 4- 3:55 |
| P | Capers, 29 pass from Malone (Anderson kick) | 5/84 | 4-14:35 |

ATT. - 76,029

| | Pittsburgh | Miami |
|---|------------|------------|
| First Downs/Total-Rush.-Pass.-Pen. | 22-8-14-0 | 28-10-18-0 |
| Total Yards-Plays-Average | 455-68-6.7 | 569-71-8.0 |
| Rushes-Yards-Average | 32-143-4.5 | 38-134-3.5 |
| Net Yards Passing-Times Thrown-Yards Lost | 312-0-0 | 435-0-0 |
| Passes Attempted-Completed-Intercepted | 36-20-3 | 33-22-1 |
| Punts/Number-Average | 3-43.7 | 2-42.5 |
| Penalties/Number-Yards | 3-30 | 3-25 |
| Fumbles/Number-Lost | 2-1 | 1-1 |

INDIVIDUAL STATISTICS

RUSHING - Miami: Nathan 19-64, P. Johnson 10-39, Bennett 8-33, Strock 1-(-2).
Pittsburgh: Abercrombie 15-68, Pollard 11-48, Erenberg 6-27.
PASSING - Miami: Marino 32-21-1, 421 yards, 4 TDs; Nathan 1-1-0, 14 yards, 0 TDs.
Pittsburgh: Malone 36-20-3, 312 yards, 3 TDs.
RECEIVING - Miami: Nathan 8-114, Duper 5-148, Clayton 4-95, Moore 2-34, Hardy 2-16, Rose 1-28.
Pittsburgh: Erenberg 5-59, Stallworth 4-111, Lipps 3-45, Sweeney 3-42, Pollard 3-13, Capers 1-29, Abercrombie 1-13.

SUPER BOWL XIX

SAN FRANCISCO 38, MIAMI 16
January 20, 1985

Stanford Stadium
Palo Alto, CA

The Miami Dolphins, unable to score in the game's final two quarters, dropped a 38-16 decision to the San Francisco 49ers in Super Bowl XIX before 84,059 fans in Stanford Stadium. The Dolphins were outgained in the contest by a 537-314 margin with the 49ers maintaining possession for 37:11. Miami opened the scoring on its first possession as Uwe von Schamann converted a 37-yard field goal (key play - Dan Marino's 25-yard completion to Tony Nathan). San Francisco jumped ahead 7-3 when QB Joe Montana led the Niners on an eight-play, 78-yard drive that culminated in a 33-yard TD toss to Carl Monroe. The Dolphins scored their only touchdown of the game on their next series as two Marino completions to Mark Clayton (18, 13 yards) and a 21-yarder to Dan Johnson paved the way for Johnson's two-yard scoring catch. Touchdown runs of eight and two yards by Roger Craig and Montana's six-yard scamper gave San Francisco a 28-10 lead. Von Schamann then connected on field goals of 31 and 30 yards in the final 12 seconds of the first half to close the Dolphin deficit to 28-16. The 49ers upped their lead on their initial second-half possession on Ray Wersching's 27-yard field goal, before closing out the scoring on Craig's 16-yard scoring reception (key play - 40-yard Montana to Wendell Tyler pass play).

| | | | | | | |
|---------------|----|----|----|---|---|----|
| MIAMI | 10 | 6 | 0 | 0 | - | 16 |
| SAN FRANCISCO | 7 | 21 | 10 | 0 | - | 38 |

| | | | |
|----|---|-------|---------|
| M | FG von Schamann 37 | 7/45 | 1- 7:36 |
| SF | Monroe, 33 pass from Montana (Wersching kick) | 8/78 | 1-11:48 |
| M | Johnson, 2 pass from Marino (von Schamann kick) | 6/70 | 1-14:15 |
| SF | Craig, 8 pass from Montana (Wersching kick) | 4/47 | 2- 3:26 |
| SF | Montana, 6 run (Wersching kick) | 6/55 | 2- 8:02 |
| SF | Craig, 2 run (Wersching kick) | 9/52 | 2-12:55 |
| M | FG von Schamann 31 | 12/72 | 2-14:48 |
| M | FG von Schamann 30 | 1/0 | 2-15:00 |
| SF | FG Wersching 27 | 10/43 | 3- 4:48 |
| SF | Craig, 16 pass from Montana (Wersching kick) | 5/70 | 3- 8:42 |

ATT. - 84,059

| | Miami | San Francisco |
|------------------------------------|------------|---------------|
| First Downs/Total-Rush.-Pass.-Pen. | 19-2-17-0 | 31-16-15-0 |
| Total Yards-Plays-Average | 314-63-5.0 | 537-76-7.1 |

| | | |
|---|----------|------------|
| Rushes-Yards-Average | 9-25-2.8 | 40-211-5.3 |
| Net Yards Passing-Times Thrown-Yards Lost | 289-4-29 | 326-1-5 |
| Passes Attempted-Completed-Intercepted | 50-29-2 | 35-24-0 |
| Punts/Number-Average | 6-39.3 | 3-32.7 |
| Penalties/Number-Yards | 1-10 | 2-10 |
| Fumbles/Number-Lost | 1-0 | 2-2 |

INDIVIDUAL STATISTICS

RUSHING — Miami: Nathan 5-18, Bennett 3-7, Marino 1-0.
San Francisco: Tyler 13-65, Montana 5-59, Craig 15-58, Harmon 5-20, Solomon 1-5, Cooper 1-4.

PASSING — Miami: Marino 50-29-2, 318 yards, 1 TD.
San Francisco: Montana 35-24-0, 331 yards, 3 TDs.

RECEIVING — Miami: Nathan 10-83, Clayton 6-92, Rose 6-73, Johnson 3-28, Moore 2-17, Cefalo 1-14, Duper 1-11.
San Francisco: Craig 8-82, Clark 5-72, Francis 5-60, Tyler 4-70, Monroe 1-33, Solomon 1-14.

1985 AFC PLAYOFF

MIAMI 24, CLEVELAND 21
January 4, 1986

Orange Bowl
Miami, FL

Most people had not given them much of a chance to win, but the 8-8 Cleveland Browns nearly upset the 12-4 Dolphins in the Orange Bowl. It would take two Ron Davenport touchdowns in the final 17 minutes to send Miami to a 24-21 victory and the AFC Championship Game against New England the following week. Fuad Revez put the Dolphins on the board early with a 51-yard field goal on Miami's first drive of the game. But Cleveland came back to score 21 unanswered points, and held a 21-3 advantage midway through the third quarter. Cleveland rookie quarterback Bernie Kosar, who had played two college seasons in the Orange Bowl for the University of Miami, hit Ozzie Newsome with a 16-yard touchdown pass for the Browns' first points of the day. Earnest Byner (16-161) ran in from 21 yards out just before the half, and then he broke a 66-yard touchdown jaunt 3:38 into the second half. Just like that, the improbable began to look possible. Dan Marino connected with Nat Moore for a six-yard touchdown pass just over six minutes later and Miami had closed the margin to 21-10. Then it was time for Davenport (6-48) to show his stuff. First, he hit the hole for a 31-yard touchdown run late in the third period and then he closed the scoring and put Miami up for good, going over from one yard out with just 1:57 remaining in the game.

| | | | | | | |
|------------------|---|---|----|---|---|----|
| CLEVELAND | 7 | 7 | 7 | 0 | - | 21 |
| MIAMI | 3 | 0 | 14 | 7 | - | 24 |

| | | | |
|--|-------|----|-------|
| M — FG Revez 51 | 5/25 | 1- | 4:26 |
| C — Newsome, 16 pass from Kosar (Bahr kick) | 10/82 | 1- | 13:36 |
| C — Byner, 21 run (Bahr kick) | 8/55 | 2- | 14:02 |
| C — Byner, 66 run (Bahr kick) | 4/80 | 3- | 3:38 |
| M — N. Moore, 6 pass from Marino (Revez kick) | 13/74 | 3- | 9:47 |
| M — Davenport, 31 run (Revez kick) | 5/48 | 3- | 13:19 |
| M — Davenport, 1 run (Revez kick) | 9/73 | 4- | 13:03 |
| ATT. — 75,128 | | | |

| | | |
|---|------------------|--------------|
| | Cleveland | Miami |
| First Downs/Total-Rush.-Pass.-Pen. | 17-11-5-1 | 20-6-13-1 |
| Total Yards-Plays-Average | 313-57-5.5 | 330-64-5.2 |
| Rushes-Yards-Average | 37-251-6.8 | 19-92-4.8 |
| Net Yards Passing-Times Thrown-Yards Lost | 62-1-4 | 238-0-0 |
| Passes Attempted-Completed-Intercepted | 19-10-1 | 45-25-1 |
| Punts/Number-Average | 6-37.2 | 5-41.6 |
| Penalties/Number-Yards | 6-49 | 2-20 |
| Fumbles/Number-Lost | 1-0 | 1-0 |

INDIVIDUAL STATISTICS

RUSHING — Miami: Davenport 6-48, Nathan 7-21, Bennett 4-17, Carter 2-6.
Cleveland: Byner 16-161, Mack 13-56, Dickey 6-28, Kosar 2-6.

PASSING — Miami: Marino 45-25-1, 238 yards, 1 TD.
Cleveland: Kosar 19-10-1, 66 yards, 1 TD.

RECEIVING — Miami: Nathan 10-101, Hardy 5-51, N. Moore 4-29, Johnson 2-17, Rose 1-17, Clayton 1-15, Bennett 1-6, Carter 1-2.
Cleveland: Byner 4-25, Newsome 2-22, Holt 2-2, Cl. Weathers 1-12, Fontenot 1-5.

1985 AFC CHAMPIONSHIP

NEW ENGLAND 31, MIAMI 14
January 12, 1986

Orange Bowl
Miami, FL

The New England Patriots garnered a bid to their first Super Bowl by snapping an 18-game losing streak to the Dolphins in Miami with a 31-14 triumph at the Orange Bowl. The Patriots' only previous victory in Miami came in the first meeting between the two teams in 1966. New England backs Craig James (22-105) and Robert Weathers (16-87) combined for 192 yards rushing and quarterback Tony Eason was on target with a 10-12 performance for 71 yards as the Pats set up a Super Bowl date with the Chicago Bears. After New England got on the board first with a Tony Franklin 23-yard field goal, the Dolphins

stormed back for their only lead of the afternoon when Dan Marino passed 10 yards to Dan Johnson early in the second quarter. Eason brought New England right back with three touchdown tosses, and the Pats led 24-7 after three quarters. Miami's last score of the day came early in the fourth quarter when Tony Nathan grabbed a 10-yard TD pass from Marino. New England fullback Mose Tatupu ended the game's scoring with a one-yard TD jaunt midway through the fourth quarter.

| | | | | | | |
|--------------------|---|----|---|---|---|----|
| NEW ENGLAND | 3 | 14 | 7 | 7 | - | 31 |
| MIAMI | 0 | 7 | 0 | 7 | - | 14 |

| | | | |
|--|-------|----|------|
| NE — FG Franklin 23 | 6/14 | 1- | 6:40 |
| M — Johnson, 10 pass from Marino (Revez kick) | 11/80 | 2- | 0:21 |
| NE — Collins, 4 pass from Eason (Franklin kick) | 8/66 | 2- | 4:50 |
| NE — D. Ramsey, 1 pass from Eason (Franklin kick) | 7/36 | 2- | 9:35 |
| NE — Weathers, 2 pass from Eason (Franklin kick) | 6/25 | 3- | 3:02 |
| M — Nathan, 10 pass from Marino (Revez kick) | 1/10 | 4- | 0:32 |
| NE — Tatupu, 1 run (Franklin kick) | 9/45 | 4- | 7:26 |

ATT. — 74,978

| | | |
|---|--------------------|--------------|
| | New England | Miami |
| First Downs/Total-Rush.-Pass.-Pen. | 21-15-6-0 | 18-3-15-0 |
| Total Yards-Plays-Average | 326-71-4.6 | 302-62-4.9 |
| Rushes-Yards-Average | 59-255-4.3 | 13-68-5.2 |
| Net Yards Passing-Times Thrown-Yards Lost | 71-0-0 | 234-1-14 |
| Passes Attempted-Completed-Intercepted | 12-10-0 | 48-20-2 |
| Punts/Number-Average | 5-40.2 | 4-41.3 |
| Penalties/Number-Yards | 2-15 | 4-35 |
| Fumbles/Number-Lost | 2-2 | 5-4 |

INDIVIDUAL STATISTICS

RUSHING — Miami: Carter 6-56, Davenport 3-6, Nathan 2-4, Bennett 1-2, Marino 1-0.
New England: C. James 22-105, Weathers 16-87, Collins 12-61, Tatupu 6-9, Eason 3-(-7).

PASSING — Miami: Marino 48-20-2, 248 yards, 2 TDs.
New England: Eason 12-10-0, 71 yards, 3 TDs.

RECEIVING — Miami: Nathan 5-57, Hardy 3-52, Duper 3-45, Clayton 3-41, Davenport 3-23, Johnson 1-10, N. Moore 1-10, Rose 1-10.
New England: D. Ramsey 3-18, Collins 3-15, Morgan 2-30, Tatupu 1-6, Weathers 1-2.

DOLPHINS ON THE AIR

WIOD

In 1988, the Miami Dolphins' radio network will consist of over 35 radio stations (over 80 markets) with Miami's WIOD (AM-610) again serving as the flagship station. WIOD has been the originator of Dolphin broadcasts since the team's 1966 inception. Known throughout South Florida as "Someplace Special for Sports," WIOD's Dolphin coverage is among the most comprehensive in the NFL.

WIOD begins its game-day coverage two hours before kickoff with "The Dolphin Express," including player features, key matchups in the upcoming game, plus other pertinent information from around the NFL. Also included in the pre-game package is "The Don Shula Show," featuring a preview of the day's contest by the Dolphin head coach.

Following the game, "The Locker Room Show" keeps listeners up-to-date on all other games around the league and also includes interviews from both the Dolphin and opposing locker rooms with key players from that day's game.

Handling the play-by-play will be "The Voice of the Dolphins," **Rick Weaver**, who enters his 18th season with the Dolphins. Weaver, who serves as Vice President of Sports at WIOD, is in his 25th year of calling NFL action. Weaver, who is famous for starting the "white handkerchief" in 1971, previously broadcast games for Dallas, Chicago and San Francisco. Weaver is a 10-time recipient of the Florida Sportscaster of the Year award.

Weaver is most proud of his involvement with the "Rick Weaver Invitational Golf Tournament," held for the benefit of Special Olympics in Dade County. A native of Toledo, Ohio, the Ohio State graduate resides in North Miami with his wife, Bobbie.

Joining Rick in the booth will be color commentator **Hank Goldberg**. Goldberg, a Duke University graduate, is one of South Florida's most controversial sports figures. In addition to his WIOD duties, Hank works for an advertising agency and WTVJ-TV (Channel 4) in Miami.

WQBA

For the seventh straight year, the Dolphins' South Florida Latin fans will be able to follow the team's fortunes on WQBA. The 1988 season marks the fourth year of the shift over to WQBA's AM station (1140).


Rene Giraldo will handle the play-by-play duties for his third season after three years as a color analyst.

MARK CLAYTON




5-9 184 #83
Wide Receiver
Born: 4/8/61
College: Louisville
Acquired: D8, 1983
NFL: Sixth Season
Dolphins: Sixth Season

PRO: Outstanding receiver whose trademark is the leaping, over-the-shoulder catch . . . Has 35-inch vertical jump . . . Together with fellow Miami receiver Mark Duper forms duo nationally known as the "Marks Brothers" . . . Has caught at least one pass in 67 of 78 (85.9%) career games, including 62 of 63 since rookie year . . . Dolphins have 23-10 record when he has caught a TD pass . . . Over past four seasons (1984-87), ranks second in NFL in receiving yards with 4,311 (behind Steve Largent's 4,433) and third in receiving TDs with 39 (behind 40 of Mike Quick and Jerry Rice) . . . Stands as fifth-leading receiver in team history with 255 receptions for 4,425 yards (17.4 average) and 40 TDs . . . Should move into at least fourth place on receiving chart in '88, passing Duriel Harris (269) . . . Enters year with streak of 22 consecutive games with at least one reception, longest active string on club . . . Will be chasing Nat Moore's team record of 36 straight games with a catch in '88 . . . Ranks third (behind Moore and Larry Csonka) in club annals on career TD list with 41 . . . Tied for second with Duper in career receiving TDs (40), behind only 74 of Moore . . . Fourth on all-time receiving yards list with 4,425; expected to pass Harris (4,534) this year . . . Has 12 career 100-yard receiving games, tying him with Moore for second on all-time list (behind Duper's 20) . . . Holds top single-season reception total in team history, 73 in 1984; also has #4 total of 70 in 1985 . . . Also has top single-season receiving yards mark of 1,389 in '84, plus fourth-highest total of 1,150 in 1986 . . . Continues hold on club record for receiving TDs in a season with 18 in 1984 . . . Those 18 TDs also had stood as an NFL record until Rice of the 49ers caught 22 scoring passes in 1987 . . . Stands seventh on team's all-time total yards from scrimmage list with 4,520 during career; expected to pass at least Harris (4,567) in '88 . . . Should crack club's top five in career combined yards, passing #5 Harris (6,062); enters year with 5,045 . . . Started all 12 non-strike games in 1987 . . . Finished second on team in receptions (behind Troy Stradford) with 46 for 776 yards (16.9 average) and seven TDs . . . Was first in receiving yards . . . Voted team's outstanding receiver by South Florida media . . . In AFC, was 8th in receiving yards, 17th in receptions and 9th in scoring (non-kickers) with 42 points . . . Made at least two catches in every game he played in last year . . . Cleaned up versus state of Pennsylvania in 1987 . . . Had only 100-yard game of '87 at Philadelphia (12/13) with seven receptions for 104 yards and two TDs . . . Reception and yardage totals against Eagles both were personal season-highs for '87 . . . Made TD catches of 41 and 33 yards versus Pittsburgh (11/1), the second of which gave Miami 28-24 lead en route to 35-24 win after Dolphins had trailed 21-7 in game . . . Had six receptions in first Buffalo contest (for 81 yards, 1 TD) and second meeting with Jets (for 96 yards) . . . Caught eventual winning touchdown pass (of 30 yards) at Cincinnati, a reception which also kept alive Dan Marino's streak of consecutive games with at least one TD toss at 28 . . . Finished 1986 with 60 receptions for 1,150 yards and 10 TDs . . . Went over 1,000 receiving yards in a season for second time in career (had 1,389 in 1984) . . . Was third on team in receptions and second in receiving yards in '86 . . . Ranked fifth in conference in reception yardage (seventh in NFL) . . . Named as an alternate to 1986 Pro Bowl, played when Duper was unable to participate . . . Also played in Pro Bowl in '84 and '85 .



| NFL STATISTICS | | | | | | | |
|----------------------|-------|--------------|------------|-------------|-------------|------------|-----------|
| YEAR | TEAM | G-S | NO. | YDS. | AVG. | LG | TD |
| 1983 | Miami | 14-0 | 6 | 114 | 19.0 | 39 | 1 |
| 1984 | Miami | 15-15 | 73 | 1389 | 19.0 | 65t | 18 |
| 1985 | Miami | 16-16 | 70 | 996 | 14.2 | 45 | 4 |
| 1986 | Miami | 15-14 | 60 | 1150 | 19.2 | 68t | 10 |
| 1987 | Miami | 12-12 | 46 | 776 | 16.9 | 43 | 7 |
| 5-YEAR TOTALS | | 72-57 | 255 | 4425 | 17.4 | 68t | 40 |
| PLAYOFFS | | 6-5 | 19 | 318 | 16.7 | 40t | 2 |

TROY STRADFORD



5-9 192 #**23**
Running Back
Born: 9/11/64
College: Boston College
Acquired: D4, 1987
NFL: Second Season
Dolphins: Second Season



PRO: Enjoyed successful rookie season in 1987 after lasting until fourth round (99th pick overall) in draft . . . Won numerous rookie of the year awards . . . Was second straight Dolphin player to be named as league's top rookie - John Offerdahl received similar honors in 1986 . . . Led Dolphins in rushing and receiving in '87, only second player in team history to do so (Tony Nathan in 1985 was other) . . . Played in all 12 non-strike games with five starts . . . Took starting job from Lorenzo Hampton for final five games of season after outstanding performance at Dallas (11/22) . . . First NFL start came one week later at Buffalo (11/29) . . . Ended first league season with rushing totals of 145 carries for 619 yards (4.3 average) and six TDs . . . Also had 48 receptions for 457 yards (9.5 average) and one TD . . . In AFC, was 10th in rushing, 13th in receiving, 6th in total yards from scrimmage (1,076) and tied for 9th in scoring (42 points) . . . Was top NFL rookie in receiving, total yards from scrimmage and scoring (non-kickers, tied with D.J. Dozier of Minnesota) . . . Was second in league among rookie rushers behind Christian Okoye of Kansas City . . . Finished year with three 100-yard rushing performances, most by a rookie in team history and most in a season by any Dolphin player since three by Andra Franklin in 1982 . . . Top game of rookie season came at Dallas (11/22) when he was named AFC offensive player of the week after rushing for 169 yards (third-highest in team history) and one TD in 20-14 win over Cowboys . . . Also had six receptions for 83 yards

against Dallas, giving him 252 combined yards in game (tied for third-highest in team history) . . . His key 37-yard run on third down won to open scoring for Dolphins and later set up field goal with career-long 51-yard scamper . . . Had two longest runs of career (51, 37 yards), as well as longest reception (34 yards) of career, in Cowboys game . . . Had first 100-yard game of career against Pittsburgh (11/1) with 110 yards and one TD on 19 carries . . . Also had career-high eight receptions (for 46 yards) in Steelers game . . . Tied team record (done nine times previously) by rushing for three touchdowns in prime-time win over Jets (12/7) . . . Had 120 yards on 30 carries (one shy of team record for attempts in regular-season game) . . . Caught seven passes for 49 yards, in addition to one-yard rushing TD, in 20-14 win at Cincinnati (11/8) . . . Only receiving TD of year went 18 yards at Indianapolis (9/20) .

NFL STATISTICS

| YEAR | TEAM | G-S | ATT. | RUSHING | | | TD NO. | RECEIVING | | | |
|------|-------|------|------|---------|-----|----|--------|-----------|------|----|----|
| | | | | YDS. | LG | TD | | YDS. | AVG. | LG | TD |
| 1987 | Miami | 12-5 | 145 | 619 | 4.3 | 51 | 6 | 48 | 457 | 34 | 1 |

RON JAWORSKI



6-1 205 #**17**
Quarterback
Born: 3/23/51
College: Youngstown State
Acquired: FA, 1987
NFL: 14th Season
Dolphins: First Season



PRO: Veteran QB who has enjoyed distinguished career . . . Has played in more regular-season games (166) than any other active Miami player - though none of those games have been with Dolphins; Don Strock is closest with 163 . . . Also has more league starts (140) than any current Dolphin player; Bob Brudzinski is closest with 135 . . . Will compete with Strock for backup job behind Dan Marino in '88 . . . Enters 1988 season ranked in Top Twenty of three NFL career passing categories: YARDS - 17th with 27,682 (right behind Craig Morton's 27,908, Ken Stabler's 27,938 and Terry Bradshaw's 27,989); ATTEMPTS - 13th with 4,042 (behind Sonny Jurgensen's 4,262); and COMPLETIONS - 14th with 2,142 (behind Stabler's 2,270, Norm Snead's 2,276 and Joe Ferguson's 2,292) . . . Needs only seven more TD passes to tie Morton (183) for 20th on all-time NFL list; comes into year with 176 . . . Heading into '88, ranks second among active QBs in passing yards, attempts and completions behind Ferguson (28,895-4,375-2,292) . . . Is 37th all-time leading passer by rating (73.2) prior to season . . . Signed with Dolphins as free agent on 8/18/87 after Miami QBs Marino (finger) and Jim Karsatos (knee) suffered injuries in opening preseason game with Chicago (8/16) . . . Had worked out for Dolphins in team's '87 May mini-camp . . . Dressed for first two games of 1987 (at New England and Indianapolis), but did not play .

NFL STATISTICS

| YEAR | TEAM | G-S | ATT. | COMP. | YDS. | PCT. | TD | INT. | LG | TKLD. | RATE |
|-----------------------|--------------|----------------|-------------|-------------|--------------|-------------|------------|------------|------------|-----------------|-------------|
| | | | | | | | | | | | |
| 1973 | L.A. Rams | | | | | | | | | | |
| 1974 | L.A. Rams | 5-0 | 24 | 10 | 144 | 41.7 | 0 | 1 | 22 | 3/24 | 44.3 |
| 1975 | L.A. Rams | 14-1 | 48 | 24 | 302 | 50.0 | 0 | 2 | 25 | 9/75 | 52.5 |
| 1976 | L.A. Rams | 5-2 | 52 | 20 | 273 | 38.5 | 1 | 5 | 42 | 5/51 | 22.8 |
| 1977 | Philadelphia | 14-14 | 346 | 166 | 2183 | 48.0 | 18 | 21 | 55t | 46/342 | 60.3 |
| 1978 | Philadelphia | 16-16 | 398 | 206 | 2487 | 51.8 | 16 | 16 | 56t | 41/288 | 68.0 |
| 1979 | Philadelphia | 16-16 | 374 | 190 | 2669 | 50.8 | 18 | 12 | 53t | 34/372 | 76.8 |
| 1980 | Philadelphia | 16-16 | 451 | 257 | 3529 | 57.0 | 27 | 12 | 56t | 27/213 | 90.9 |
| 1981 | Philadelphia | 16-16 | 461 | 250 | 3095 | 54.2 | 23 | 20 | 85t | 21/190 | 74.0 |
| 1982 | Philadelphia | 9-9 | 286 | 167 | 2076 | 58.4 | 12 | 12 | 57 | 31/244 | 77.5 |
| 1983 | Philadelphia | 16-16 | 446 | 235 | 3315 | 52.7 | 20 | 18 | 83t | 53/385 | 75.1 |
| 1984 | Philadelphia | 13-13 | 427 | 234 | 2754 | 54.8 | 16 | 14 | 90t | 34/270 | 73.5 |
| 1985 | Philadelphia | 16-12 | 484 | 255 | 3450 | 52.7 | 17 | 20 | 99t | 34/289 | 70.2 |
| 1986 | Philadelphia | 10-9 | 245 | 128 | 1405 | 52.2 | 8 | 6 | 56 | 22/156 | 70.2 |
| 1987 | Miami | 0-0 | 0 | 0 | 0 | 0.0 | 0 | 0 | 0 | 0/0 | 0.0 |
| 13-YEAR TOTALS | | 166-140 | 4042 | 2142 | 27682 | 53.0 | 176 | 159 | 99t | 360/2899 | 73.2 |
| PLAYOFFS | | 10-8 | 270 | 126 | 1669 | 46.7 | 11 | 10 | 66t | 20/171 | 64.9 |

JAMES PRUITT




6-3 198
Wide Receiver #82
Born: 1/29/64
College: Cal State-Fullerton
Acquired: D4, 1986
NFL: Third Season
Dolphins: Third Season


receptions, 34 have gone for first downs (21/26 last year, 13/15 in '86) . . . Played in 12 games in 1987 with one start . . . Finished sixth on team in receiving with 26 catches for 404 yards (15.5 average) and three TDs . . . Was 48th in AFC in receiving . . . Possesses abundance of natural talent, is ready to step in at any time for Clayton or Duper should the need arise . . . Runs a 4.5 40 and has 35-inch vertical jump . . . First-ever NFL start was versus Indianapolis (11/15) as Duper was out with rib injury . . . Responded by making two catches for 48 yards, including career-long 37-yard grab, against Colts . . . Saw extensive action at Cincinnati (11/8) after Duper left game . . . Made career-high six receptions for 90 yards (also a career high) versus Bengals . . . Caught eventual winning score (two-yard TD pass from Dan Marino) in 20-14 victory at Dallas (11/22); that reception also kept alive Marino's streak of 30 consecutive games with at least one TD pass.

PRO: Assumed more prominent role in Dolphins' receiving corps in 1987 with departure of Nat Moore, becoming Miami's third receiver behind Mark Clayton and Mark Duper . . . Continued to make the clutch catch in his second season in the league . . . Of his 41 career

| NFL STATISTICS | | | | | | | | | | | | | |
|----------------------|-------|-------------|-----------|------------|-------------|-----------|----------|-----------|--------------|------------|-------------|------------|----------|
| YEAR | TEAM | G-S | NO. | RECEIVING | | | LG | TD | PUNT RETURNS | | | | |
| | | | | YDS. | AVG. | LG | | | NO. | FC | YDS. | AVG. | LG |
| 1986 | Miami | 16-0 | 15 | 235 | 15.7 | 27 | 2 | 11 | 1 | 150 | 13.6 | 71t | 1 |
| 1987 | Miami | 12-1 | 26 | 404 | 15.5 | 37 | 3 | 0 | 0 | 0 | 0.0 | 0 | 0 |
| 2-YEAR TOTALS | | 28-1 | 41 | 639 | 15.6 | 37 | 5 | 11 | 1 | 150 | 13.6 | 71t | 1 |



WOODY BENNETT



6-2 244 #34
Fullback
Born: 3/24/55
College: Miami (Fla.)
Acquired: W (Jets), 1980
NFL: 10th Season
Dolphins: Ninth Season




PRO: Bruising runner whose forte is blocking and helping to protect Dolphin QBs . . . Eighth all-time Dolphin rusher with 393 carries, 1,646 yards (4.2 avg.) and 10 TDs . . . Played in all 12 non-strike games in 1987, starting 11 . . . Only non-start was second game versus Bills . . . Had 25 carries for 102 yards (4.1 avg.) and four receptions for 18 yards in 1987 . . . Picked up season highs for carries (eight) and yards (42) in first game versus Colts (9/20) . . . Second-best outing of '87 also came against Colts (11/15) with 24 yards on six carries . . . Caught two passes for 12 yards in win over Pittsburgh . . . Made two tackles in special teams action . . . Has not had rushing TD since 12/9/84 at Indianapolis . . . Last TD came on reception against Kansas City at home on 9/22/85 . . . Played in 100th regular-season game of career on 11/8/87 at Cincinnati . . . Had only one carry for six yards in last six games of '87 . . . Saw action in all 16 games in 1986, starting 14 . . . Played in 16 games in 1985, starting 13 . . . Played a little bit at tight end in two tight end situations and when injuries depleted TE corps . . . Became starting fullback in game three of 1984 due to knee injury to Andra Franklin . . . Responded by leading Dolphins in rushing with 606 yards on 144 carries plus seven touchdowns . . . Statistics in yards, carries and TDs in '84 surpassed previous five-year career totals in those categories . . . Missed most of 1982 season on injured reserve before being activated prior to regular-season finale . . . In 1/23/83 AFC title game versus Jets, scored seven-yard TD to snap scoreless tie in eventual 14-0 Miami win .

NFL STATISTICS

| YEAR | TEAM | G-S | ATT. | RUSHING | | | TD | RECEIVING | | | |
|----------------------|-----------|---------------|------------|-------------|------------|-----------|-----------|-----------|------------|------------|----------|
| | | | | YDS. | AVG. | LG | | NO. | YDS. | LG | TD |
| 1979 | N.Y. Jets | 15-0 | 2 | 4 | 2.0 | 3 | 1 | 1 | 9 | 9 | 0 |
| 1980 | N.Y. Jets | 8-0 | 3 | 13 | 4.3 | 6 | 0 | 0 | 0 | 0 | 0 |
| | Miami | 4-3 | 43 | 187 | 4.3 | 19 | 0 | 3 | 26 | 19t | 1 |
| 1981 | Miami | 3-3 | 28 | 104 | 3.7 | 12 | 0 | 4 | 22 | 10 | 0 |
| 1982 | Miami | 1-0 | 9 | 15 | 1.7 | 5 | 0 | 0 | 0 | 0 | 0 |
| 1983 | Miami | 16-2 | 49 | 197 | 4.0 | 25 | 2 | 6 | 35 | 9 | 0 |
| 1984 | Miami | 16-9 | 144 | 606 | 4.2 | 23 | 7 | 6 | 44 | 20 | 1 |
| 1985 | Miami | 16-13 | 54 | 256 | 4.7 | 17 | 0 | 10 | 101 | 27t | 1 |
| 1986 | Miami | 16-14 | 36 | 162 | 4.5 | 16 | 0 | 4 | 33 | 13 | 0 |
| 1987 | Miami | 12-11 | 25 | 102 | 4.1 | 18 | 0 | 4 | 18 | 6 | 0 |
| 9-YEAR TOTALS | | 107-55 | 393 | 1646 | 4.2 | 25 | 10 | 38 | 288 | 27t | 3 |
| PLAYOFFS | | 10-4 | 59 | 179 | 3.0 | 17 | 4 | 2 | 26 | 20 | 0 |

LORENZO HAMPTON



5-11 208 #27
Running Back
Born: 3/12/62
College: Florida
Acquired: D1, 1985
NFL: Fourth Season
Dolphins: Fourth Season




PRO: Versatile back, hoping to rebound after up-and-down 1987 season . . . One of best conditioned athletes on team, holds Dolphin record in annual 12-minute run with 7½ laps of 484-yard course . . . Needs only 11 yards heading into '88 to crack Top Ten on all-time Dolphin rushing list . . . Comes into season with career totals of 366 carries for 1,488 yards and 13 TDs; on all-time list, trails #10 Norm Bulaich (340-1,498-17), #9 Don Nottingham (365-1,524-25) and #8 Woody Bennett (393-1,646-10 prior to '88) . . . Also stands to make 100th reception of career this season; comes into '88 with 92 career catches (for 725 yards, three TDs) . . . Played in all 12 non-strike games with '87 with six starts .

NFL STATISTICS

| YEAR | TEAM | G-S | ATT. | RUSHING | | | TD | RECEIVING | | | |
|----------------------|-------|--------------|------------|-------------|------------|------------|-----------|-----------|------------|-----------|----------|
| | | | | YDS. | AVG. | LG | | NO. | YDS. | LG | TD |
| 1985 | Miami | 16-1 | 105 | 369 | 3.5 | 15 | 3 | 8 | 56 | 15 | 0 |
| 1986 | Miami | 16-16 | 186 | 830 | 4.5 | 54t | 9 | 61 | 446 | 19 | 3 |
| 1987 | Miami | 12-6 | 75 | 289 | 3.9 | 34 | 1 | 23 | 223 | 24 | 0 |
| 3-YEAR TOTALS | | 44-23 | 366 | 1488 | 4.1 | 54t | 13 | 92 | 725 | 24 | 3 |
| PLAYOFFS | | 2-0 | 0 | 0 | 0.0 | 0 | 0 | 0 | 0 | 0 | 0 |


DAVID ARCHER

#9




6-2 208
Quarterback
Born: 2/15/62
College: Iowa State
Acquired: FA, 1988
NFL: Fifth Season
Dophins: First Season

Signed by Dolphins on 5/27/88 to compete for No. 3 QB job . . . Spent first four seasons in NFL with Atlanta (1984-87) after joining Falcons as free agent . . . Has career stats of 341 completions of 647 attempts for 4,275 yards (52.7%) and 18 TDs with 29 interceptions . . . Has career passing rating of 64.1 . . . Stands fourth on Atlanta's all-time list for passing yards, attempts, completions and TD passes . . . Was granted free agency on 2/1/88 when Atlanta failed to make him a qualifying offer . . . Was Falcons' starter through '87 training camp and into opener at Tampa Bay . . . Benched at halftime of Bucs contest and did not see further action at QB in 1987 season . . . Had best year of career in 1986 before suffering season-ending shoulder separation in week 11 vs. Chicago . . . Led Atlanta to team's best-ever starts (4-0 and 5-2-1 at halfway mark) in '86 . . . In 4-0 start, had six TDs and only one INT, going three straight games without an interception . . . On opening day of 1986, was second-youngest starter at QB in league (behind Bernie Kosar) . . . Played in all 16 games in 1985, starting 11, and led all NFL QBs in rushing with 347 yards and two TDs on 70 carries . . . As 1984 rookie, saw spot duty as replacement for Mike Moroski . . . Led Big Eight Conference in passing as senior at Iowa State with 2,639 passing yards and 18 TDs . . . Two-year totals (1982-83) for Cyclones were: 359 completions of 647 attempts for 4,104 yards and 24 TDs . . . Began collegiate career at Snow Junior College in Ephraim, Utah, where he took school to Wool Bowl . . . Majored in business management . . . On 6/15/87, had his high school football field re-named "Dave Archer Field" and 12-foot granite monument dedicated by school . . . Attended Soda Springs (Idaho) H.S. . . . Spent part of off-season attending Columbus School of Broadcasting in Atlanta . . . Married to Jill (a pom-pom girl at Iowa State), couple lives in Norcross, Ga. . . . Full name is David M. Archer, born in Fayetteville, N.C. . . .



RON DAVENPORT

#30



6-2 232
Fullback
Born: 12/22/62
College: Louisville
Acquired: D6b, 1985
NFL: Fourth Season
Dophins: Fourth Season


PRO: Talented young back still striving for consistency . . . Came on strong at end of 1987 season after slow start . . . Played in 10 games in '87 with one start (at Buffalo) . . . Spent two games on five-man inactive roster at mid-season (Pittsburgh, Indianapolis #2) . . . Ended '87 season fourth on team in rushing with 32 carries for 114 yards and one TD . . . Was fifth on club in receiving with career-high 27 catches for 249 yards and one TD . . . Finished strong in receiving department . . . Had 24 of his 27 receptions over final six games . . . Finest receiving performance of career came versus Jets (12/7) .

NFL STATISTICS

| YEAR | TEAM | G-S | ATT. | RUSHING | | | | RECEIVING | | | |
|----------------------|-------|-------------|------------|------------|------------|------------|-----------|-----------|------------|-----------|----------|
| | | | | YDS. | AVG. | LG | TD | NO. | YDS. | LG | TD |
| 1985 | Miami | 16-1 | 98 | 370 | 3.8 | 33 | 11 | 13 | 74 | 17 | 2 |
| 1986 | Miami | 16-2 | 75 | 314 | 4.2 | 35 | 0 | 20 | 177 | 27 | 1 |
| 1987 | Miami | 10-1 | 32 | 114 | 3.6 | 27 | 1 | 27 | 249 | 29 | 1 |
| 3-YEAR TOTALS | | 42-4 | 205 | 798 | 3.9 | 35 | 12 | 60 | 500 | 29 | 4 |
| PLAYOFFS | | 2-0 | 9 | 54 | 6.0 | 31t | 2 | 3 | 23 | 9 | 0 |



FUAD REVEIZ



5-11 220 #7
Kicker
Born: 2/24/63
College: Tennessee
Acquired: D7, 1985
NFL: Fourth Season
Dolphins: Fourth Season




PRO: Young kicker who has shown good leg strength in past . . . Played in 11 of 12 non-strike games in 1987 . . . Missed contest at Philadelphia (12/13) after suffering bruised right thigh making tackle on kickoff week before versus Jets . . . Stands fifth on team's all-time scoring list with 265 points (45 FGs, 130 PATs) after only three seasons in league . . . Enters year with shot at passing Larry Csonka (342 points) to move into fourth place (behind Garo Yepremian, Uwe von Schamann and Nat Moore) . . . Finished '87 as leading scorer on team with 55 points; was third straight year he had led in scoring . . . Was 9/11 on field goal attempts and 28/30 on PAT tries in 1987 . . . FG percentage of 81.8% was career high and would have rated second-best in club history had he had minimum 15 attempts to qualify . . . Was perfect 5/5 inside 40-yard line in '87 . . . Has missed only three FG tries of under 40 yards in career (28/31) . . . Only has one miss inside of 30-yard line in career (17/18) . . . Did not miss FG try at home last year (4/4) . . . Only two missed PATs of '87 came late in season (versus Jets, Washington) after he had suffered thigh injury . . . Kicked FGs of 48 and 34 yards at Cincinnati . . . Also booted 48-yarder against Redskins . . . Successful on 47-yard FG try in season finale versus New England . . . Only other game of '87 with two field goals was at Dallas (26, 33 yards) .

NFL STATISTICS

| YEAR | TEAM | G | PATs | FGs | PCT. | BLK | NET YDS. | AVG. MADE | LG | PTS. |
|----------------------|-------|-----------|----------------|--------------|-------------|----------|-------------|-------------|-----------|------------|
| 1985 | Miami | 16 | 50/52 | 22/27 | .815 | 0 | 761 | 34.6 | 49 | 116 |
| 1986 | Miami | 16 | 52/55 | 14/22 | .636 | 1 | 463 | 33.1 | 52 | 94 |
| 1987 | Miami | 11 | 28/30 | 9/11 | .818 | 0 | 327 | 36.3 | 48 | 55 |
| 3-YEAR TOTALS | | 43 | 130/137 | 45/60 | .750 | 1 | 1551 | 34.7 | 52 | 265 |
| PLAYOFFS | | 2 | 5/5 | 1/3 | .333 | 0 | 51 | 51.0 | 51 | 8 |

REGGIE ROBY




6-2 242 #4
Punter
Born: 7/30/61
College: Iowa
Acquired: D6, 1983
NFL: Sixth Season
Dolphins: Sixth Season

breaking previous record of 73 yards done twice by Roby and once by Seiple . . . Punted 32 times for 1,371 yards with three touchbacks, eight inside the 20 and no blocks in '87 .


PRO: Second on all-time Dolphin punt chart with 272 (behind Larry Seiple at 633) . . . Owns highest career average in Miami history at 43.7 . . . Had 42.8 average in '87 . . . Also has top four single-season averages in team history: 44.7 in '84, 44.2 in '86, 43.7 in '85 and 43.1 in '83 . . . Played in 10 games in '87, punting in nine . . . Only game he did not kick in was '87 opener at New England (9/13) . . . Suffered severely sprained right ankle and mild groin pull in that contest when tackled by Patriots' Rod McSwain after bad center snap . . . Was placed on injured reserve on 9/16 and activated on 10/31 . . . For second straight year had longest punt in NFL; booted 77-yarder versus Buffalo (11/29), tying Steve Cox of Washington for that honor in '87 . . . That 77-yarder marked longest punt in Dolphin history,

NFL STATISTICS

| YEAR | TEAM | G | NO. | YDS. | AVG. | TB | IN 20 | LG | BLK. | FC | NET |
|----------------------|-------|-----------|------------|--------------|-------------|-----------|-----------|-----------|----------|-----------|-------------|
| 1983 | Miami | 16 | 74 | 3188 | 43.1 | 11 | 27 | 64 | 1 | 13 | 36.5 |
| 1984 | Miami | 16 | 51 | 2281 | 44.7 | 10 | 15 | 69 | 0 | 13 | 38.1 |
| 1985 | Miami | 16 | 59 | 2576 | 43.7 | 8 | 19 | 63 | 0 | 6 | 34.7 |
| 1986 | Miami | 15 | 56 | 2476 | 44.2 | 9 | 13 | 73 | 0 | 15 | 37.4 |
| 1987 | Miami | 10 | 32 | 1371 | 42.8 | 3 | 8 | 77 | 0 | 4 | 38.3 |
| 5-YEAR TOTALS | | 73 | 272 | 11892 | 43.7 | 41 | 82 | 77 | 1 | 51 | 36.9 |
| PLAYOFFS | | 6 | 24 | 947 | 39.5 | 1 | 9 | 62 | 0 | 8 | 35.9 |



JIM JENSEN



6-4 220 #11
**Wide Receiver/
 Running Back**
Born: 11/14/58
College: Boston University
Acquired: D11, 1981
NFL: Eighth Season
Dolphins: Eighth Season


PRO: Perhaps most versatile player in NFL, has played every skill position on offense, plus special teams, during career . . . Will play in 100th game of career in '88; enters year with 98 games played . . . Coming off best season of career . . . Took on new role as team's third-down running back, in addition to duties as backup wide receiver and quarterback, in 1987 . . . Played in all 12 non-strike games in '87 with no starts . . . Made 26 receptions in '87—seven more than he had in career entering year (13 in '84, 1 in '85, 5 in '86) .

| NFL STATISTICS | | | | | | | |
|-----------------------|-------|-------------|-----------|------------|------------|------------|----------|
| YEAR | TEAM | G-S | NO. | YDS. | AVG. | LONG | TD |
| 1984 | Miami | 16-2 | 13 | 139 | 10.7 | 20 | 2 |
| 1985 | Miami | 16-1 | 1 | 4 | 4.0 | 4t | 1 |
| 1986 | Miami | 16-0 | 5 | 50 | 10.0 | 20t | 1 |
| 1987 | Miami | 12-0 | 26 | 221 | 8.5 | 20 | 1 |
| *7-YEAR TOTALS | | 98-3 | 45 | 414 | 9.2 | 20t | 5 |
| PLAYOFFS | | 11-0 | 0 | 0 | 0.0 | 0 | 0 |

*Spent 1981-83 seasons as a quarterback (no statistics). Complete games/starts for these seasons is as follows: 1981: 16/0, 1982: 6/0, 1983: 16/0




SCOTT SCHWEDES




6-0 182 #81
**Wide Receiver/
 Kick Returner**
Born: 6/30/65
College: Syracuse
Acquired: D2b, 1987
NFL: Second Season
Dolphins: Second Season

PRO: Talented young player, hopes to become more involved in offense in '88 . . . Gifted with 4.45 speed in the 40 . . . Overcomes lack of size with effort . . . Regular participant in team's off-season conditioning program . . . Played in all 12 non-strike games in 1987 with no starts . . . Used primarily as punt and kickoff return man . . . Did not have a reception during rookie year . . . Led team and tied for sixth in AFC in punt returns . . . Returned 24 punts for an 8.5-yard average with no TDs and 6 fair catches . . . Named to Pro Football Weekly's All-Rookie Team as punt returner . . . Third on team in kickoff returns with 9 for a 19.7-yard average and no TDs . . . Had longest punt return of season (31 yards) in rain at New England in opener (9/13) . . . Longest kickoff return of rookie year (34 yards) came versus Buffalo (10/25) . . . Had most return yards in a game in '87 in same Bills contest with 75—2-17 on punt returns, 2-58 on kickoff returns .

| NFL STATISTICS | | | | | | | | | | | | | |
|----------------|-------|------|-----------|------|------|----|----|--------------|----|------|------|----|----|
| YEAR | TEAM | G-S | RECEIVING | | | | | PUNT RETURNS | | | | | |
| | | | NO. | YDS. | AVG. | LG | TD | NO. | FC | YDS. | AVG. | LG | TD |
| 1987 | Miami | 12-0 | 0 | 0 | 0.0 | 0 | 0 | 24 | 6 | 203 | 8.5 | 31 | 0 |





BRUCE HARDY




6-4 234 #84
Tight End
Born: 6/1/56
College: Arizona State
Acquired: D9, 1978
NFL: 11th Season
Dolphins: 11th Season

PRO: Steady veteran ranks ninth on Miami's career games played list (148); among active Dolphins only Don Strock (4th, 163) has more . . . Current Miami receivers coach Larry Seiple is just ahead of Hardy with 149 games played . . . Has been Miami's starting tight end in last 45 games (not counting replacement games of '87) . . . Started all 12 non-strike games last season . . . Finished fourth on team with 28 catches for 292 yards and two TDs . . . Remarkably, had five kickoff returns for 62 yards (12.4 avg.) . . . Had season-highs of six receptions and 69 yards in year's last game versus New England .

NFL STATISTICS

| YEAR | TEAM | G-S | NO. | YDS. | AVG. | LONG | TD |
|-----------------------|-------|---------------|------------|-------------|-------------|------------|-----------|
| 1978 | Miami | 16-0 | 4 | 32 | 8.0 | 15 | 2 |
| 1979 | Miami | 16-14 | 30 | 386 | 12.8 | 28 | 3 |
| 1980 | Miami | 16-12 | 19 | 159 | 8.4 | 19 | 2 |
| 1981 | Miami | 16-6 | 15 | 174 | 11.6 | 21 | 0 |
| 1982 | Miami | 9-6 | 12 | 66 | 5.5 | 19 | 2 |
| 1983 | Miami | 15-8 | 22 | 202 | 9.2 | 25 | 0 |
| 1984 | Miami | 16-5 | 28 | 257 | 9.2 | 19t | 5 |
| 1985 | Miami | 16-16 | 39 | 409 | 10.5 | 31 | 4 |
| 1986 | Miami | 16-16 | 54 | 430 | 8.0 | 18t | 5 |
| 1987 | Miami | 12-12 | 28 | 292 | 10.4 | 31 | 2 |
| 10-YEAR TOTALS | | 148-95 | 251 | 2407 | 9.6 | 31 | 25 |
| PLAYOFFS | | 13-11 | 26 | 336 | 12.9 | 50t | 4 |

DAN JOHNSON




6-3 245 #87
Tight End
Born: 5/17/60
College: Iowa State
Acquired: D7a, 1982
NFL: Sixth Season
Dolphins: Sixth Season

PRO: Reserve tight end gives Dolphins depth behind Bruce Hardy . . . Saw action in seven games (no starts) in 1987 . . . Looking to rebound from injuries and have an improved year in '88 . . . Missed team's May mini-camp after suffering back injury in off-season workouts . . . Had four catches for 32 yards on the season - but two went for scores . . . Suffered sprained arch in preseason scrimmage with Atlanta in Suwanee, Ga. . . Placed on injured reserve on 9/8 . . . Came off IR on 11/14, day before second Colts game . . . Aggravated same injury in second Jets contest, but played following week at Philadelphia .

NFL STATISTICS

| YEAR | TEAM | G-S | NO. | YDS. | AVG. | LONG | TD | |
|----------------------|-------|-----------------|-----------|-------------|-------------|------------|-----------|--|
| 1982 | Miami | INJURED RESERVE | | | | | | |
| 1983 | Miami | 16-16 | 24 | 189 | 7.9 | 33 | 4 | |
| 1984 | Miami | 16-16 | 34 | 426 | 12.5 | 42 | 3 | |
| 1985 | Miami | 12-1 | 13 | 192 | 14.8 | 61t | 3 | |
| 1986 | Miami | 15-1 | 19 | 170 | 8.9 | 20 | 4 | |
| 1987 | Miami | 7-0 | 4 | 35 | 8.8 | 22 | 2 | |
| 5-YEAR TOTALS | | 66-34 | 94 | 1012 | 10.8 | 61t | 16 | |
| PLAYOFFS | | 5-1 | 8 | 84 | 10.5 | 21 | 3 | |




MARK CLAYTON




5-9 184 #83
Wide Receiver
Born: 4/8/61
College: Louisville
Acquired: D8, 1983
NFL: Sixth Season
Dolphins: Sixth Season

PRO: Outstanding receiver whose trademark is the leaping, over-the-shoulder catch . . . Has 35-inch vertical jump . . . Together with fellow Miami receiver Mark Duper forms duo nationally known as the "Marks Brothers" . . . Has caught at least one pass in 67 of 78 (85.9%) career games, including 62 of 63 since rookie year . . . Dolphins have 23-10 record when he has caught a TD pass . . . Over past four seasons (1984-87), ranks second in NFL in receiving yards with 4,311 (behind Steve Largent's 4,433) and third in receiving TDs with 39 (behind 40 of Mike Quick and Jerry Rice) . . . Stands as fifth-leading receiver in team history with 255 receptions for 4,425 yards (17.4 average) and 40 TDs . . . Should move into at least fourth place on receiving chart in '88, passing Duriel Harris (269) . . . Enters year with streak of 22 consecutive games with at least one reception, longest active string on club . . . Will be chasing Nat Moore's team record of 36 straight games with a catch in '88 . . . Ranks third (behind Moore and Larry Csonka) in club annals on career TD list with 41 . . . Tied for second with Duper in career receiving TDs (40), behind only 74 of Moore . . . Fourth on all-time receiving yards list with 4,425; expecting to pass Harris (4,534) this year . . . Has 12 career 100-yard receiving games, tying him with Moore for second on all-time list (behind Duper's 20) . . . Holds top single-season reception total in team history, 73 in 1984; also has #4 total of 70 in 1985 . . . Also has top single-season receiving yards mark of 1,389 in '84, plus fourth-highest total of 1,150 in 1986 . . . Continues hold on club record for receiving TDs in a season with 18 in 1984 . . . Those 18 TDs also had stood as an NFL record until Rice of the 49ers caught 22 scoring passes in 1987 . . . Stands seventh on team's all-time total yards from scrimmage list with 4,520 during career; expected to pass at least Harris (4,567) in '88 . . . Should crack club's top five in career combined yards, passing #5 Harris (6,062); enters year with 5,045 . . . Started all 12 non-strike games in 1987 . . . Finished second on team in receptions (behind Troy Stradford) with 46 for 776 yards (16.9 average) and seven TDs . . . Was first in receiving yards . . . Voted team's outstanding receiver by South Florida media . . . In AFC, was 8th in receiving yards, 17th in receptions and 9th in scoring (non-kickers) with 42 points . . . Made at least two catches in every game he played in last year . . . Cleaned up versus state of Pennsylvania in 1987 . . . Had only 100-yard game of '87 at Philadelphia (12/13) with seven receptions for 104 yards and two TDs . . . Reception and yardage totals against Eagles both were personal season-highs for '87 . . . Made TD catches of 41 and 33 yards versus Pittsburgh (11/1), the second of which gave Miami 28-24 lead en route to 35-24 win after Dolphins had trailed 21-7 in game . . . Had six receptions in first Buffalo contest (for 81 yards, 1 TD) and second meeting with Jets (for 96 yards) . . . Caught eventual winning touchdown pass (of 30 yards) at Cincinnati, a reception which also kept alive Dan Marino's streak of consecutive games with at least one TD toss at 28 . . . Finished 1986 with 60 receptions for 1,150 yards and 10 TDs . . . Went over 1,000 receiving yards in a season for second time in career (had 1,389 in 1984) . . . Was third on team in receptions and second in receiving yards in '86 . . . Ranked fifth in conference in reception yardage (seventh in NFL) . . . Named as an alternate to 1986 Pro Bowl, played when Duper was unable to participate . . . Also played in Pro Bowl in '84 and '85 .



| NFL STATISTICS | | | | | | | |
|----------------------|-------|--------------|------------|-------------|-------------|-----------|-----------|
| YEAR | TEAM | G-S | NO. | YDS. | AVG. | LG | TD |
| 1983 | Miami | 14-0 | 6 | 114 | 19.0 | 39 | 1 |
| 1984 | Miami | 15-15 | 73 | 1389 | 19.0 | 65 | 18 |
| 1985 | Miami | 16-16 | 70 | 996 | 14.2 | 45 | 4 |
| 1986 | Miami | 15-14 | 60 | 1150 | 19.2 | 68 | 10 |
| 1987 | Miami | 12-12 | 46 | 776 | 16.9 | 43 | 7 |
| 5-YEAR TOTALS | | 72-57 | 255 | 4425 | 17.4 | 68 | 40 |
| PLAYOFFS | | 6-5 | 19 | 318 | 16.7 | 40 | 2 |

TROY STRADFORD



5-9 192 #23
Running Back

Born: 9/11/64
College: Boston College
Acquired: D4, 1987
NFL: Second Season
Dolphins: Second Season

PRO: Enjoyed successful rookie season in 1987 after lasting until fourth round (99th pick overall) in draft . . . Won numerous rookie of the year awards . . . Was second straight Dolphin player to be named as league's top rookie - John Offerdahl received similar honors in 1986 . . . Led Dolphins in rushing and receiving in '87, only second player in team history to do so (Tony Nathan in 1985 was other) . . . Played in all 12 non-strike games with five starts . . . Took starting job from Lorenzo Hampton for final five games of season after outstanding performance at Dallas (11/22) . . . First NFL start came one week later at Buffalo (11/29) . . . Ended first league season with rushing totals of 145 carries for 619 yards (4.3 average) and six TDs . . . Also had 48 receptions for 457 yards (9.5 average) and one TD . . . In AFC, was 10th in rushing, 13th in receiving, 6th in total yards from scrimmage (1,076) and tied for 9th in scoring (42 points) . . . Was top NFL rookie in receiving, total yards from scrimmage and scoring (non-kickers, tied with D.J. Dozier of Minnesota) . . . Was second in league among rookie rushers behind Christian Okoye of Kansas City . . . Finished year with three 100-yard rushing performances, most by a rookie in team history and most in a season by any Dolphin player since three by Andra Franklin in 1982 . . . Top game of rookie season came at Dallas (11/22) when he was named AFC offensive player of the week after rushing for 169 yards (third-highest in team history) and one TD in 20-14 win over Cowboys . . . Also had six receptions for 83 yards



against Dallas, giving him 252 combined yards in game (tied for third-highest in team history) . . . His key 37-yard run on third down with less than two minutes remaining iced game . . . Had 19-yard TD run to open scoring for Dolphins and later set up field goal with career-long 51-yard scamper . . . Had two longest runs of career (51, 37 yards), as well as longest reception (34 yards) of career, in Cowboys game . . . Had first 100-yard game of career against Pittsburgh (11/1) with 110 yards and one TD on 19 carries . . . Also had career-high eight receptions (for 46 yards) in Steelers game . . . Tied team record (done nine times previously) by rushing for three touchdowns in prime-time win over Jets (12/7) . . . Had 120 yards on 30 carries (one shy of team record for attempts in regular-season game) . . . Caught seven passes for 49 yards, in addition to one-yard rushing TD, in 20-14 win at Cincinnati (11/8) . . . Only receiving TD of year went 18 yards at Indianapolis (9/20) .

NFL STATISTICS

| YEAR | TEAM | G-S | ATT. | RUSHING | | | RECEIVING | | | | |
|------|-------|------|------|---------|-----|--------|-----------|------|-----|----|---|
| | | | | YDS. | LG | TD NO. | YDS. | AVG. | LG | TD | |
| 1987 | Miami | 12-5 | 145 | 619 | 4.3 | 51 | 6 | 48 | 457 | 34 | 1 |

RON JAWORSKI



6-1 205 #17
Quarterback

Born: 3/23/51
College: Youngstown State
Acquired: FA, 1987
NFL: 14th Season
Dolphins: First Season


PRO: Veteran QB who has enjoyed distinguished career . . . Has played in more regular-season games (166) than any other active Miami player - though none of those games have been with Dolphins; Don Strock is closest with 163 . . . Also has more league starts (140) than any current Dolphin player; Bob Brudzinski is closest with 135 . . . Will compete with Strock for backup job behind Dan Marino in '88 . . . Enters 1988 season ranked in Top Twenty of three NFL career passing categories: YARDS - 17th with 27,682 (right behind Craig Morton's 27,908, Ken Stabler's 27,938 and Terry Bradshaw's 27,989); ATTEMPTS - 13th with 4,042 (behind Sonny Jurgensen's 4,262); and COMPLETIONS - 14th with 2,142 (behind Stabler's 2,270, Norm Snead's 2,276 and Joe Ferguson's 2,292) . . . Needs only seven more TD passes to tie Morton (183) for 20th on all-time NFL list; comes into year with 176 . . . Heading into '88, ranks second among active QBs in passing yards, attempts and completions behind Ferguson (28,895-4,375-2,292) . . . Is 37th all-time leading passer by rating (73.2) prior to season . . . Signed with Dolphins as free agent on 8/18/87 after Miami QBs Marino (finger) and Jim Karsatos (knee) suffered injuries in opening preseason game with Chicago (8/16) . . . Had worked out for Dolphins in team's '87 May mini-camp . . . Dressed for first two games of 1987 (at New England and Indianapolis), but did not play .



NFL STATISTICS

| YEAR | TEAM | G-S | ATT. | COMP. | YDS. | PCT. | TD | INT. | LG | TKLD. | RATE |
|-----------------------|--------------|----------------|-------------|-------------|--------------|-------------|------------|------------|------------|-----------------|-------------|
| | | | | | | | | | | | |
| 1973 | L.A. Rams | | | | | | | | | | |
| 1974 | L.A. Rams | 5-0 | 24 | 10 | 144 | 41.7 | 0 | 1 | 22 | 3/24 | 44.3 |
| 1975 | L.A. Rams | 14-1 | 48 | 24 | 302 | 50.0 | 0 | 2 | 25 | 9/75 | 52.5 |
| 1976 | L.A. Rams | 5-2 | 52 | 20 | 273 | 38.5 | 1 | 5 | 42 | 5/51 | 22.8 |
| 1977 | Philadelphia | 14-14 | 346 | 166 | 2183 | 48.0 | 18 | 21 | 551 | 46/342 | 60.3 |
| 1978 | Philadelphia | 16-16 | 398 | 206 | 2487 | 51.8 | 16 | 16 | 561 | 41/288 | 68.0 |
| 1979 | Philadelphia | 16-16 | 374 | 190 | 2669 | 50.8 | 18 | 12 | 531 | 34/372 | 76.8 |
| 1980 | Philadelphia | 16-16 | 451 | 257 | 3529 | 57.0 | 27 | 12 | 561 | 27/213 | 90.9 |
| 1981 | Philadelphia | 16-16 | 461 | 250 | 3095 | 54.2 | 23 | 20 | 851 | 21/190 | 74.0 |
| 1982 | Philadelphia | 9-9 | 286 | 167 | 2076 | 58.4 | 12 | 12 | 57 | 31/244 | 77.5 |
| 1983 | Philadelphia | 16-16 | 446 | 235 | 3315 | 52.7 | 20 | 18 | 831 | 53/385 | 75.1 |
| 1984 | Philadelphia | 13-13 | 427 | 234 | 2754 | 54.8 | 16 | 14 | 901 | 34/270 | 73.5 |
| 1985 | Philadelphia | 16-12 | 484 | 255 | 3450 | 52.7 | 17 | 20 | 991 | 34/289 | 70.2 |
| 1986 | Philadelphia | 10-9 | 245 | 128 | 1405 | 52.2 | 8 | 6 | 56 | 22/156 | 70.2 |
| 1987 | Miami | 0-0 | 0 | 0 | 0 | 0.0 | 0 | 0 | 0 | 0/0 | 0.0 |
| 13-YEAR TOTALS | | 166-140 | 4042 | 2142 | 27682 | 53.0 | 176 | 159 | 991 | 360/2899 | 73.2 |
| PLAYOFFS | | 10-8 | 270 | 126 | 1669 | 46.7 | 11 | 10 | 661 | 20/171 | 64.9 |

JAMES PRUITT



6-3 198
Wide Receiver #82
Born: 1/29/64
College: Cal State-Fullerton
Acquired: D4, 1986
NFL: Third Season
Dolphins: Third Season


receptions, 34 have gone for first downs (21/26 last year, 13/15 in '86) . . . Played in 12 games in 1987 with one start . . . Finished sixth on team in receiving with 26 catches for 404 yards (15.5 average) and three TDs . . . Was 48th in AFC in receiving . . . Possesses abundance of natural talent, is ready to step in at any time for Clayton or Duper should the need arise . . . Runs a 4.5 40 and has 35-inch vertical jump . . . First-ever NFL start was versus Indianapolis (11/15) as Duper was out with rib injury . . . Responded by making two catches for 48 yards, including career-long 37-yard grab, against Colts . . . Saw extensive action at Cincinnati (11/8) after Duper left game . . . Made career-high six receptions for 90 yards (also a career high) versus Bengals . . . Caught eventual winning score (two-yard TD pass from Dan Marino) in 20-14 victory at Dallas (11/22); that reception also kept alive Marino's streak of 30 consecutive games with at least one TD pass .

PRO: Assumed more prominent role in Dolphins' receiving corps in 1987 with departure of Nat Moore, becoming Miami's third receiver behind Mark Clayton and Mark Duper . . . Continued to make the clutch catch in his second season in the league . . . Of his 41 career

| NFL STATISTICS | | | | | | | | | | | | | |
|----------------------|-------|-------------|-----------|------------|-------------|-----------|----------|--------------|----------|------------|-------------|------------|----------|
| YEAR | TEAM | G-S | NO. | RECEIVING | | | | PUNT RETURNS | | | | | |
| | | | | YDS. | AVG. | LG | TD | NO. | FC | YDS. | AVG. | LG | TD |
| 1986 | Miami | 16-0 | 15 | 235 | 15.7 | 27 | 2 | 11 | 1 | 150 | 13.6 | 71t | 1 |
| 1987 | Miami | 12-1 | 26 | 404 | 15.5 | 37 | 3 | 0 | 0 | 0 | 0.0 | 0 | 0 |
| 2-YEAR TOTALS | | 28-1 | 41 | 639 | 15.6 | 37 | 5 | 11 | 1 | 150 | 13.6 | 71t | 1 |



WOODY BENNETT



6-2 244 #34
Fullback
Born: 3/24/55
College: Miami (Fla.)
Acquired: W (Jets), 1980
NFL: 10th Season
Dolphins: Ninth Season




PRO: Bruising runner whose forte is blocking and helping to protect Dolphin QBs . . . Eighth all-time Dolphin rusher with 393 carries, 1,646 yards (4.2 avg.) and 10 TDs . . . Played in all 12 non-strike games in 1987, starting 11 . . . Only non-start was second game versus Bills . . . Had 25 carries for 102 yards (4.1 avg.) and four receptions for 18 yards in 1987 . . . Picked up season highs for carries (eight) and yards (42) in first game versus Colts (9/20) . . . Second-best outing of '87 also came against Colts (11/15) with 24 yards on six carries . . . Caught two passes for 12 yards in win over Pittsburgh . . . Made two tackles in special teams action . . . Has not had rushing TD since 12/9/84 at Indianapolis . . . Last TD came on reception against Kansas City at home on 9/22/85 . . . Played in 100th regular-season game of career on 11/8/87 at Cincinnati . . . Had only one carry for six yards in last six games of '87 . . . Saw action in all 16 games in 1986, starting 14 . . . Played in 16 games in 1985, starting 13 . . . Played a little bit at tight end in two tight end situations and when injuries depleted TE corps . . . Became starting fullback in game three of 1984 due to knee injury to Andra Franklin . . . Responded by leading Dolphins in rushing with 606 yards on 144 carries plus seven touchdowns . . . Statistics in yards, carries and TDs in '84 surpassed previous five-year career totals in those categories . . . Missed most of 1982 season on injured reserve before being activated prior to regular-season finale . . . In 1/23/83 AFC title game versus Jets, scored seven-yard TD to snap scoreless tie in eventual 14-0 Miami win .

NFL STATISTICS

| YEAR | TEAM | G-S | ATT. | RUSHING | | | | RECEIVING | | | |
|----------------------|-----------|---------------|------------|-------------|------------|-----------|-----------|-----------|------------|------------|----------|
| | | | | YDS. | AVG. | LG | TD | NO. | YDS. | LG | TD |
| 1979 | N.Y. Jets | 15-0 | 2 | 4 | 2.0 | 3 | 1 | 1 | 9 | 9 | 0 |
| 1980 | N.Y. Jets | 8-0 | 3 | 13 | 4.3 | 6 | 0 | 0 | 0 | 0 | 0 |
| | Miami | 4-3 | 43 | 187 | 4.3 | 19 | 0 | 3 | 26 | 19t | 1 |
| 1981 | Miami | 3-3 | 28 | 104 | 3.7 | 12 | 0 | 4 | 22 | 10 | 0 |
| 1982 | Miami | 1-0 | 9 | 15 | 1.7 | 5 | 0 | 0 | 0 | 0 | 0 |
| 1983 | Miami | 16-2 | 49 | 197 | 4.0 | 25 | 2 | 6 | 35 | 9 | 0 |
| 1984 | Miami | 16-9 | 144 | 606 | 4.2 | 23 | 7 | 6 | 44 | 20 | 1 |
| 1985 | Miami | 16-13 | 54 | 256 | 4.7 | 17 | 0 | 10 | 101 | 27t | 1 |
| 1986 | Miami | 16-14 | 36 | 162 | 4.5 | 16 | 0 | 4 | 33 | 13 | 0 |
| 1987 | Miami | 12-11 | 25 | 102 | 4.1 | 18 | 0 | 4 | 18 | 6 | 0 |
| 9-YEAR TOTALS | | 107-55 | 393 | 1646 | 4.2 | 25 | 10 | 38 | 288 | 27t | 3 |
| PLAYOFFS | | 10-4 | 59 | 179 | 3.0 | 17 | 4 | 2 | 26 | 20 | 0 |

LORENZO HAMPTON



5-11 208 #27
Running Back
Born: 3/12/62
College: Florida
Acquired: D1, 1985
NFL: Fourth Season
Dolphins: Fourth Season




PRO: Versatile back, hoping to rebound after up-and-down 1987 season . . . One of best conditioned athletes on team, holds Dolphin record in annual 12-minute run with 7½ laps of 484-yard course . . . Needs only 11 yards heading into '88 to crack Top Ten on all-time Dolphin rushing list . . . Comes into season with career totals of 366 carries for 1,488 yards and 13 TDs; on all-time list, trails #10 Norm Bulaich (340-1,498-17), #9 Don Nottingham (365-1,524-25) and #8 Woody Bennett (393-1,646-10 prior to '88) . . . Also stands to make 100th reception of career this season; comes into '88 with 92 career catches (for 725 yards, three TDs) . . . Played in all 12 non-strike games with '87 with six starts .

NFL STATISTICS

| YEAR | TEAM | G-S | ATT. | RUSHING | | | | RECEIVING | | | |
|----------------------|-------|--------------|------------|-------------|------------|------------|-----------|-----------|------------|-----------|----------|
| | | | | YDS. | AVG. | LG | TD | NO. | YDS. | LG | TD |
| 1985 | Miami | 16-1 | 105 | 369 | 3.5 | 15 | 3 | 8 | 56 | 15 | 0 |
| 1986 | Miami | 16-16 | 186 | 830 | 4.5 | 54t | 9 | 61 | 446 | 19 | 3 |
| 1987 | Miami | 12-6 | 75 | 289 | 3.9 | 34 | 1 | 23 | 223 | 24 | 0 |
| 3-YEAR TOTALS | | 44-23 | 366 | 1488 | 4.1 | 54t | 13 | 92 | 725 | 24 | 3 |
| PLAYOFFS | | 2-0 | 0 | 0 | 0.0 | 0 | 0 | 0 | 0 | 0 | 0 |


DAVID ARCHER

#9




6-2 208
Quarterback
Born: 2/15/62
College: Iowa State
Acquired: FA, 1988
NFL: Fifth Season
Dophins: First Season

Signed by Dolphins on 5/27/88 to compete for No. 3 QB job . . . Spent first four seasons in NFL with Atlanta (1984-87) after joining Falcons as free agent . . . Has career stats of 341 completions of 647 attempts for 4,275 yards (52.7%) and 18 TDs with 29 interceptions . . . Has career passing rating of 64.1 . . . Stands fourth on Atlanta's all-time list for passing yards, attempts, completions and TD passes . . . Was granted free agency on 2/1/88 when Atlanta failed to make him a qualifying offer . . . Was Falcons' starter through '87 training camp and into opener at Tampa Bay . . . Benched at halftime of Bucs contest and did not see further action at QB in 1987 season . . . Had best year of career in 1986 before suffering season-ending shoulder separation in week 11 vs. Chicago . . . Led Atlanta to team's best-ever starts (4-0 and 5-2-1 at halfway mark) in '86 . . . In 4-0 start, had six TDs and only one INT, going three straight games without an interception . . . On opening day of 1986, was second-youngest starter at QB in league (behind Bernie Kosar) . . . Played in all 16 games in 1985, starting 11, and led all NFL QBs in rushing with 347 yards and two TDs on 70 carries . . . As 1984 rookie, saw spot duty as replacement for Mike Moroski . . . Led Big Eight Conference in passing as senior at Iowa State with 2,639 passing yards and 18 TDs . . . Two-year totals (1982-83) for Cyclones were: 359 completions of 647 attempts for 4,104 yards and 24 TDs . . . Began collegiate career at Snow Junior College in Ephraim, Utah, where he took school to Wool Bowl . . . Majored in business management . . . On 6/15/87, had his high school football field re-named "Dave Archer Field" and 12-foot granite monument dedicated by school . . . Attended Soda Springs (Idaho) H.S. . . . Spent part of off-season attending Columbus School of Broadcasting in Atlanta . . . Married to Jill (a pom-pom girl at Iowa State), couple lives in Norcross, Ga. . . . Full name is David M. Archer, born in Fayetteville, N.C. . . .



RON DAVENPORT

#30



6-2 232
Fullback
Born: 12/22/62
College: Louisville
Acquired: D6b, 1985
NFL: Fourth Season
Dophins: Fourth Season


PRO: Talented young back still striving for consistency . . . Came on strong at end of 1987 season after slow start . . . Played in 10 games in '87 with one start (at Buffalo) . . . Spent two games on five-man inactive roster at mid-season (Pittsburgh, Indianapolis #2) . . . Ended '87 season fourth on team in rushing with 32 carries for 114 yards and one TD . . . Was fifth on club in receiving with career-high 27 catches for 249 yards and one TD . . . Finished strong in receiving department . . . Had 24 of his 27 receptions over final six games . . . Finest receiving performance of career came versus Jets (12/7) .

NFL STATISTICS

| YEAR | TEAM | G-S | RUSHING | | | | | RECEIVING | | | |
|----------------------|-------|-------------|------------|------------|------------|------------|-----------|-----------|------------|-----------|----------|
| | | | ATT. | YDS. | AVG. | LG | TD | NO. | YDS. | LG | TD |
| 1985 | Miami | 16-1 | 98 | 370 | 3.8 | 33 | 11 | 13 | 74 | 17 | 2 |
| 1986 | Miami | 16-2 | 75 | 314 | 4.2 | 35 | 0 | 20 | 177 | 27 | 1 |
| 1987 | Miami | 10-1 | 32 | 114 | 3.6 | 27 | 1 | 27 | 249 | 29 | 1 |
| 3-YEAR TOTALS | | 42-4 | 205 | 798 | 3.9 | 35 | 12 | 60 | 500 | 29 | 4 |
| PLAYOFFS | | 2-0 | 9 | 54 | 6.0 | 31t | 2 | 3 | 23 | 9 | 0 |



FUAD REVEIZ



5-11 220 #7
Kicker
Born: 2/24/63
College: Tennessee
Acquired: D7, 1985
NFL: Fourth Season
Dolphins: Fourth Season


PRO: Young kicker who has shown good leg strength in past . . . Played in 11 of 12 non-strike games in 1987 . . . Missed contest at Philadelphia (12/13) after suffering bruised right thigh making tackle on kickoff week before versus Jets . . . Stands fifth on team's all-time scoring list with 265 points (45 FGs, 130 PATs) after only three seasons in league . . . Enters year with shot at passing Larry Csonka (342 points) to move into fourth place (behind Garo Yepremian, Uwe von Schamann and Nat Moore) . . . Finished '87 as leading scorer on team with 55 points; was third straight year he had led in scoring . . . Was 9/11 on field goal attempts and 28/30 on PAT tries in 1987 . . . FG percentage of 81.8% was career high and would have rated second-best in club history had he had minimum 15 attempts to qualify . . . Was perfect 5/5 inside 40-yard line in '87 . . . Has missed only three FG tries of under 40 yards in career (28/31) . . . Only has one miss inside of 30-yard line in career (17/18) . . . Did not miss FG try at home last year (4/4) . . . Only two missed PATs of '87 came late in season (versus Jets, Washington) after he had suffered thigh injury . . . Kicked FGs of 48 and 34 yards at Cincinnati . . . Also booted 48-yarder against Redskins . . . Successful on 47-yard FG try in season finale versus New England . . . Only other game of '87 with two field goals was at Dallas (26, 33 yards) .



NFL STATISTICS

| YEAR | TEAM | G | PATs | FGs | PCT. | BLK | NET YDS. | AVG. MADE | LG | PTS. |
|----------------------|-------|-----------|----------------|--------------|-------------|----------|-------------|-------------|-----------|------------|
| 1985 | Miami | 16 | 50/52 | 22/27 | .815 | 0 | 761 | 34.6 | 49 | 116 |
| 1986 | Miami | 16 | 52/55 | 14/22 | .636 | 1 | 463 | 33.1 | 52 | 94 |
| 1987 | Miami | 11 | 28/30 | 9/11 | .818 | 0 | 327 | 36.3 | 48 | 55 |
| 3-YEAR TOTALS | | 43 | 130/137 | 45/60 | .750 | 1 | 1551 | 34.7 | 52 | 265 |
| PLAYOFFS | | 2 | 5/5 | 1/3 | .333 | 0 | 51 | 51.0 | 51 | 8 |

REGGIE ROBY




6-2 242 #4
Punter
Born: 7/30/61
College: Iowa
Acquired: D6, 1983
NFL: Sixth Season
Dolphins: Sixth Season

PRO: Second on all-time Dolphin punt chart with 272 (behind Larry Seiple at 633) . . . Owns highest career average in Miami history at 43.7 . . . Had 42.8 average in '87 . . . Also has top four single-season averages in team history: 44.7 in '84, 44.2 in '86, 43.7 in '85 and 43.1 in '83 . . . Played in 10 games in '87, punting in nine . . . Only game he did not kick in was '87 opener at New England (9/13) . . . Suffered severely sprained right ankle and mild groin pull in that contest when tackled by Patriots' Rod McSwain after bad center snap . . . Was placed on injured reserve on 9/16 and activated on 10/31 . . . For second straight year had longest punt in NFL; booted 77-yarder versus Buffalo (11/29), tying Steve Cox of Washington for that honor in '87 . . . That 77-yarder marked longest punt in Dolphin history.


NFL STATISTICS

| YEAR | TEAM | G | NO. | YDS. | AVG. | TB | IN 20 | LG | BLK. | FC | NET |
|----------------------|-------|-----------|------------|--------------|-------------|-----------|-----------|-----------|----------|-----------|-------------|
| 1983 | Miami | 16 | 74 | 3188 | 43.1 | 11 | 27 | 64 | 1 | 13 | 36.5 |
| 1984 | Miami | 16 | 51 | 2281 | 44.7 | 10 | 15 | 69 | 0 | 13 | 38.1 |
| 1985 | Miami | 16 | 59 | 2576 | 43.7 | 8 | 19 | 63 | 0 | 6 | 34.7 |
| 1986 | Miami | 15 | 56 | 2476 | 44.2 | 9 | 13 | 73 | 0 | 15 | 37.4 |
| 1987 | Miami | 10 | 32 | 1371 | 42.8 | 3 | 8 | 77 | 0 | 4 | 38.3 |
| 5-YEAR TOTALS | | 73 | 272 | 11892 | 43.7 | 41 | 82 | 77 | 1 | 51 | 36.9 |
| PLAYOFFS | | 6 | 24 | 947 | 39.5 | 1 | 9 | 62 | 0 | 8 | 35.9 |

breaking previous record of 73 yards done twice by Roby and once by Seiple . . . Punted 32 times for 1,371 yards with three touchbacks, eight inside the 20 and no blocks in '87 .



JIM JENSEN



6-4 220 #11
**Wide Receiver/
 Running Back**
Born: 11/14/58
College: Boston University
Acquired: D11, 1981
NFL: Eighth Season
Dolphins: Eighth Season


PRO: Perhaps most versatile player in NFL, has played every skill position on offense, plus special teams, during career . . . Will play in 100th game of career in '88; enters year with 98 games played . . . Coming off best season of career . . . Took on new role as team's third-down running back, in addition to duties as backup wide receiver and quarterback, in 1987 . . . Played in all 12 non-strike games in '87 with no starts . . . Made 26 receptions in '87 - seven more than he had in career entering year (13 in '84, 1 in '85, 5 in '86) .

| NFL STATISTICS | | | | | | | |
|-----------------------|-------|-------------|-----------|------------|------------|------------|----------|
| YEAR | TEAM | G-S | NO. | YDS. | AVG. | LONG | TD |
| 1984 | Miami | 16-2 | 13 | 139 | 10.7 | 20 | 2 |
| 1985 | Miami | 16-1 | 1 | 4 | 4.0 | 4t | 1 |
| 1986 | Miami | 16-0 | 5 | 50 | 10.0 | 20t | 1 |
| 1987 | Miami | 12-0 | 26 | 221 | 8.5 | 20 | 1 |
| *7-YEAR TOTALS | | 98-3 | 45 | 414 | 9.2 | 20t | 5 |
| PLAYOFFS | | 11-0 | 0 | 0 | 0.0 | 0 | 0 |

*Spent 1981-83 seasons as a quarterback (no statistics). Complete games/starts for these seasons is as follows: 1981: 16/0, 1982: 6/0, 1983: 16/0




SCOTT SCHWEDES




6-0 182 #81
**Wide Receiver/
 Kick Returner**
Born: 6/30/65
College: Syracuse
Acquired: D2b, 1987
NFL: Second Season
Dolphins: Second Season

PRO: Talented young player, hopes to become more involved in offense in '88 . . . Gifted with 4.45 speed in the 40 . . . Overcomes lack of size with effort . . . Regular participant in team's off-season conditioning program . . . Played in all 12 non-strike games in 1987 with no starts . . . Used primarily as punt and kickoff return man . . . Did not have a reception during rookie year . . . Led team and tied for sixth in AFC in punt returns . . . Returned 24 punts for an 8.5-yard average with no TDs and 6 fair catches . . . Named to Pro Football Weekly's All-Rookie Team as punt returner . . . Third on team in kickoff returns with 9 for a 19.7-yard average and no TDs . . . Had longest punt return of season (31 yards) in rain at New England in opener (9/13) . . . Longest kickoff return of rookie year (34 yards) came versus Buffalo (10/25) . . . Had most return yards in a game in '87 in same Bills contest with 75 - 2-17 on punt returns, 2-58 on kickoff returns .

| NFL STATISTICS | | | | | | | | | | | | | |
|----------------|-------|------|-----|-----------|------|----|----|--------------|----|------|------|----|----|
| YEAR | TEAM | G-S | NO. | RECEIVING | | | | PUNT RETURNS | | | | | |
| | | | | YDS. | AVG. | LG | TD | NO. | FC | YDS. | AVG. | LG | TD |
| 1987 | Miami | 12-0 | 0 | 0 | 0.0 | 0 | 0 | 24 | 6 | 203 | 8.5 | 31 | 0 |





BRUCE HARDY




6-4 234 #84
Tight End
Born: 6/1/56
College: Arizona State
Acquired: D9, 1978
NFL: 11th Season
Dolphins: 11th Season

PRO: Steady veteran ranks ninth on Miami's career games played list (148); among active Dolphins only Don Strock (4th, 163) has more . . . Current Miami receivers coach Larry Seiple is just ahead of Hardy with 149 games played . . . Has been Miami's starting tight end in last 45 games (not counting replacement games of '87) . . . Started all 12 non-strike games last season . . . Finished fourth on team with 28 catches for 292 yards and two TDs . . . Remarkably, had five kickoff returns for 62 yards (12.4 avg.) . . . Had season-highs of six receptions and 69 yards in year's last game versus New England .

| NFL STATISTICS | | | | | | | |
|-----------------------|-------|---------------|------------|-------------|-------------|------------|-----------|
| YEAR | TEAM | G-S | NO. | YDS. | AVG. | LONG | TD |
| 1978 | Miami | 16-0 | 4 | 32 | 8.0 | 15 | 2 |
| 1979 | Miami | 16-14 | 30 | 386 | 12.8 | 28 | 3 |
| 1980 | Miami | 16-12 | 19 | 159 | 8.4 | 19 | 2 |
| 1981 | Miami | 16-6 | 15 | 174 | 11.6 | 21 | 0 |
| 1982 | Miami | 9-6 | 12 | 66 | 5.5 | 19 | 2 |
| 1983 | Miami | 15-8 | 22 | 202 | 9.2 | 25 | 0 |
| 1984 | Miami | 16-5 | 28 | 257 | 9.2 | 19t | 5 |
| 1985 | Miami | 16-16 | 39 | 409 | 10.5 | 31 | 4 |
| 1986 | Miami | 16-16 | 54 | 430 | 8.0 | 18t | 5 |
| 1987 | Miami | 12-12 | 28 | 292 | 10.4 | 31 | 2 |
| 10-YEAR TOTALS | | 148-95 | 251 | 2407 | 9.6 | 31 | 25 |
| PLAYOFFS | | 13-11 | 26 | 336 | 12.9 | 50t | 4 |


DAN JOHNSON




6-3 245 #87
Tight End
Born: 5/17/60
College: Iowa State
Acquired: D7a, 1982
NFL: Sixth Season
Dolphins: Sixth Season

PRO: Reserve tight end gives Dolphins depth behind Bruce Hardy . . . Saw action in seven games (no starts) in 1987 . . . Looking to rebound from injuries and have an improved year in '88 . . . Missed team's May mini-camp after suffering back injury in off-season workouts . . . Had four catches for 32 yards on the season - but two went for scores . . . Suffered sprained arch in preseason scrimmage with Atlanta in Suwanee, Ga. . . Placed on injured reserve on 9/8 . . . Came off IR on 11/14, day before second Colts game . . . Aggravated same injury in second Jets contest, but played following week at Philadelphia .

| NFL STATISTICS | | | | | | | |
|----------------------|-------|--------------|-----------|-------------|-------------|------------|-----------|
| YEAR | TEAM | G-S | NO. | YDS. | AVG. | LONG | TD |
| INJURED RESERVE | | | | | | | |
| 1982 | Miami | | | | | | |
| 1983 | Miami | 16-16 | 24 | 189 | 7.9 | 33 | 4 |
| 1984 | Miami | 16-16 | 34 | 426 | 12.5 | 42 | 3 |
| 1985 | Miami | 12-1 | 13 | 192 | 14.8 | 61t | 3 |
| 1986 | Miami | 15-1 | 19 | 170 | 8.9 | 20 | 4 |
| 1987 | Miami | 7-0 | 4 | 35 | 8.8 | 22 | 2 |
| 5-YEAR TOTALS | | 66-34 | 94 | 1012 | 10.8 | 61t | 16 |
| PLAYOFFS | | 5-1 | 8 | 84 | 10.5 | 21 | 3 |



DWIGHT STEPHENSON




6-2 264 #57
Center
Born: 11/20/57
College: Alabama
Acquired: D2, 1980
NFL: Ninth Season
Dolphins: Ninth Season

PRO: Considered by many to be the "best at his position" in the NFL, the veteran performer looks to battle back from serious left knee surgery heading into '88 . . . Started first nine non-strike games of '87 before suffering torn anterior cruciate and lateral colateral ligaments, stretched peroneal nerve and a fractured tibia against Jets (12/7) when hit unexpectedly by Marty Lyons on a New York fumble return . . . Had surgery on 12/8, placed on injured reserve on 12/9 and had cast removed on 1/19/88 . . . Also had suffered badly sprained arch versus Buffalo in final preseason game; had foot in cast up until Friday before season opener with Patriots . . . Still started versus New England despite painfulness of injury . . . Came back after strike against Buffalo (10/25) fully recovered from arch problem . . . First game he ever missed in NFL career was 10/4 replacement game at Seattle; first missed game because of injury was 12/13 at Philadelphia . . . Was named to sixth straight Pro Bowl . . . Was backup pick after four consecutive years as a starter . . . Was key to Miami leading the league in fewest QB sacks (13) for an NFL record sixth straight year . . . Was most decorated Dolphin player in '87 . . . Named All-NFL by AP, USA Today/NFLPA (AFC Offensive Lineman of the Year), Pro Football Weekly, Sports Illustrated, PFWA and Football News .




JON GIESLER



6-5 272 #79
Tackle
Born: 12/23/56
College: Michigan
Acquired: D1, 1979
NFL: 10th Season
Dolphins: 10th Season

PRO: Veteran lineman who has had to battle injuries over past few seasons . . . Saw action in 10 games in 1987 with nine starting assignments at left tackle spot . . . Began year on physically unable to perform (PUP) chart . . . Activated on 10/24 . . . Was originally put on PUP on 8/31 when not fully recovered from knee surgery . . . Returned to action on 10/25 in reserve role versus Buffalo . . . Started next nine games for Miami . . . Was winner of 1987 Ed Block Memorial Courage Award in vote of his teammates; award is presented annually in 28 NFL cities to player on each team who has overcome most adversity . . . Started all seven games he played in during '86 campaign and was named second-team All-AFC by UPI . . . Had surgery on right knee following '85 season and was put on PUP on 8/24/86 before regular season . . . Had arthroscopic surgery on knee to remove cartilage fragments on 12/8/86 after hurting himself in pre-game warm-ups at New Orleans day before . . . Started 13 games in 1985 . . . Was named NFL's "Macho-Man" of the year by Sports Illustrated following '85 campaign after leaving many games on crutches . . . Started all 16 regular-season and three playoff games in 1984 . . . Was selected as an AFC Pro Bowl alternate and was chosen by UPI as second-team All-AFC . . . Personally, allowed only one sack and had just two holding penalties in '84 . . . Started all 16 games in '83 . . . Started all 13 regular-season and playoff games in 1982 as Dolphins reached Super Bowl XVII .

RONNIE LEE



6-3 275 #72
Tackle

Born: 12/24/56
College: Baylor
Acquired: T (Atlanta), 1984
NFL: 10th Season
Dolphins: Ninth Season



PRO: Steady veteran, had best season of career in 1987 . . . Started nine non-strike games (week 1, weeks 6-13) at right tackle . . . Sat out first Colts contest (9/20) after suffering pulled groin in opener at New England . . . Re-injured groin late in season against Philadelphia (12/13) . . . Spent final two games of '87 on five-man inactive roster . . . Had groin surgery on 1/12/88 . . . Moved back to tackle position in '87 training camp after one-year stint at guard . . . Had played at tackle from 1983-85 . . . Played in 10 games, starting nine (first six, last three), at right guard in 1986 . . . Bothered by lingering groin injury, was put on injured reserve list on 10/18 . . . Activated off IR on 11/23, saw spot duty next day versus Jets . . . Moved from tackle to guard in '86 training camp after Steve Clark suffered season-ending injury and Greg Koch joined Dolphins . . . Played in 15 games in 1985, starting 13 . . . Enters fifth year of second stint with Miami . . . Was obtained from Atlanta on 8/27/84 along with sixth-round pick in exchange for cornerback Gerald Small . . . Saw action in all 16 regular-season contests in 1984 as special teams expert and also as backup to Cleveland Green at right tackle . . . A Dolphin tight end from 1979-82, was converted to offensive line by Don Shula in 1983 training camp . . . Was released by Dolphins before '83 regular season, but was picked up by Atlanta prior to third game of year . . . Played in 12 games for Falcons, both on special teams and on the offensive line . . . Had played in 57 Dolphin games during earlier four-year stay with 35 starts (28 in a row at one point) .



TOM TOTH




6-5 282 #76
Guard

Born: 5/23/62
College: Western Michigan
Acquired: FA, 1986
NFL: Third Season
Dolphins: Third Season

PRO: Solid, dependable performer who started all 12 non-strike games in '87 at right guard position . . . Was converted over to guard from tackle spot in training camp . . . Helped Dolphin offensive line which led NFL in fewest QB sacks (13) for NFL-record sixth straight season . . . Suffered left knee sprain late in week 13 game at Philadelphia, but came back to start last two games of '87 . . . Signed by Miami as free agent on 9/9/86 following release by New England on 9/1/86 . . . Saw action in 13 games (no starts) in '86 as reserve offensive lineman . . . With his height, also was used on PAT and FG block units . . . Was last offensive lineman cut by Patriots . . . Spent entire 1985 campaign on New England's injured reserve list . . . Placed on IR on 8/15/85 after suffering right ankle injury in rookie scrimmage with Redskins on 7/26 . . . Practiced with New England last half of '85 season . . . Fourth-round draft choice (102nd overall) of New England in 1985.

ROY FOSTER



6-4 275 #61
Guard
Born: 5/24/60
College: USC
Acquired: D1, 1982
NFL: Seventh Season
Dolphins: Seventh Season

PRO: Strong and durable, has been Miami's starting left guard in 60 consecutive regular-season games (not counting three replacement games of '87) . . . Started all 12 non-strike games a year ago . . . One of keys to rookie Troy Stradford's success running over left side in '87 . . . Named honorable mention All-NFL by Associated Press in '87 . . . Looking to rebound in '88 after missing Pro Bowl in '87 . . . Named to Pro Bowl in both '85 and '86 . . . Was Pro Bowl alternate in '84 . . . Named honorable mention All-NFL by AP and first-team All-AFC by UPI in 1986 . . . One of main reasons Miami allowed fewest QB sacks (13) in league for record sixth straight year in '87 . . . Replaced Miami legend Bob Kuechenberg . . . UPI first-team All-AFC selection in '85 . . . Mixture of speed and strength has been responsible for emergence as solid offensive lineman . . . Amazingly, is first alumnus of USC to ever play for Dolphins . . . After shuttling between tackle and guard positions, remained at guard beginning in '83 . . . Played in all 16 games that season on special teams, on the line and occasionally at tight end in short-yardage situations . . . Made first professional start for injured Eric Laakso (9/19/83) against Raiders in Los Angeles Coliseum, site of college home games . . . Saw action in 13 regular-season and post-season matches in '82, mostly on special teams . . . First-round draft choice (24th overall) of Miami in 1982.



JEFF DELLENBACH




6-5 280 #65
Tackle/Center
Born: 2/14/63
College: Wisconsin
Acquired: D4b, 1985
NFL: Fourth Season
Dolphins: Fourth Season

PRO: Young player with the ability to play anywhere on the line . . . Smart, tough competitor . . . Will begin '88 as Dolphins' starting center if regular starter Dwight Stephenson is unable to return from knee injury suffered last year versus Jets (12/7) . . . Played in 11 non-strike games in 1987 with six starts . . . Started final three games of '87 at center on emergency basis after Stephenson's injury . . . Responded to difficult situation by playing well . . . Anchored line which ended Washington's streak of 63 games with at least one sack (12/20) . . . First NFL start at center came at Philadelphia (12/13) . . . Had worked extensively at center position the week before '87 opener at New England while Stephenson had foot in cast with sprained arch . . . Ended up starting Patriots game at left tackle as Stephenson got cast off on Friday and played . . . Started first three non-strike games of year (N.E., Indianapolis, Buffalo) at LT in place of injured Jon Giesler . . . Spent weeks 7-10 backing up Giesler at left tackle . . . Did not play in week 11 at Buffalo . . . Played in 13 games in '86 with six starting assignments (four at left tackle, two at right guard) . . . Suffered severe left ankle sprain in '86 training camp which hampered early-season play . . . Started at right guard versus Raiders (10/19) and Colts (10/26) in place of Ronnie Lee . . . Started last three games of '86 at left tackle for Giesler . . . Also started at left tackle in week 6 against Buffalo in place of Cleveland Green .

THE DEFENSE

JOHN OFFERDAHL



6-3 237 #56
Linebacker
Born: 8/17/64
College: Western Michigan
Acquired: D2, 1986
NFL: Third Season
Dolphins: Third Season

PRO: Leader of Dolphin defense, has become one of best young linebackers in NFL . . . Started nine games in 1987 at right inside LB . . . Miami was 6-3 in those games . . . Despite playing three fewer games than most Dolphin veterans, still finished second on team in tackles with 67 (54 solo) - 12 behind leader Jackie Shipp at 79 . . . Had 1½ QB sacks and one pass defensed . . . Suffered torn right bicep in preseason opener with Chicago (8/16/87) and was placed on injured reserve on 9/8 . . . Activated on 10/31, day before game with Pittsburgh . . . Started versus Steelers and responded with nine tackles . . . Had season-high 13 tackles at Buffalo (2) . . . Made 11 tackles versus Philadelphia (added a QB sack) and Washington . . . Recorded at least four tackles in every game but one (two versus Jets) . . . Named to second straight Pro Bowl, this time as a backup . . . Nick Buoniconti is only other Dolphin LB named to two Pro Bowls (1972-73) . . . Named to second-team All-AFC squad by UPI and honorable mention All-NFL team by AP last year . . . Won award as Miami's outstanding linebacker (voted by South Florida media) for second straight year . . . Last Dolphin to accomplish that feat was Bob Brudzinski (1983-84) . . . Only Dolphin LB to win more than two consecutive team awards was Buoniconti (five, 1970-74) . . . Enjoyed fine Pro Bowl outing last year as he led AFC with seven tackles in 15-6 victory . . . Had arthroscopic surgery on left ankle on 2/23/88 . . . Enjoyed banner rookie season in '86, earning various rookie-of-the-year awards, leading team in tackles and being chosen to Pro Bowl . . . Was first Dolphin LB ever named as a starter to Pro Bowl; only fourth Miami LB overall (Buoniconti, Kim Bokamper and A.J. Duhe were others) . . . Started all 15 regular-season games he played in; missed at Buffalo (11/16) with severely bruised right elbow he suffered week before against Cleveland . . . Led team in tackles in 10 of his 15 games . . . Led Dolphins with 135 tackles (109 solo); next Dolphin on tackle chart was Shipp with 85 . . . Recorded first NFL interception versus Colts (9/14/86) . . . Had career-high 16 tackles against New England (10/5/86) . . . Named AFC Defensive Player of the Week following Colts game (10/26/86) when he made game-saving, one-on-one, open-field tackle of Owen Gill on fourth-and-10 from Miami 22 with :33 left; had 10 tackles (nine solo) and three QB pressures on day; left locker room on crutches after aggravating left ankle injury . . . His 10 tackles versus Houston (11/2/86) and first sack of career came as he only played first half; still named Defensive Player of the Week by Sports Illustrated . . . Recorded 100th tackle of career versus Atlanta (11/30/86) . . . Among his '86 post-season honors: Old Spice NFL Rookie of the Year; Pro Bowl starter; Pro Football Weekly All-AFC, Rookie of the Year and All-Rookie Team; Football News first-team All-AFC; AP second-team All-NFL; UPI first-team All-AFC and All-Rookie; NFLPA AFC Rookie of the Year (second place); PFWA All-Rookie; and Football Digest All-Rookie . . . Tabbed as Dolphins' Outstanding Linebacker and Rookie of the Year in 1986 . . . Also won Tommy Fitzgerald Award as outstanding rookie in training camp . . . Was a late signee in rookie year, holding out until 7/29/86; showed awareness by spending five weeks prior to signing in South Florida to get used to humidity . . . Won starting post from Mark Brown on 8/4/86 . . . Second-round draft choice (52nd overall) and Miami's first pick in 1986.




NFL STATISTICS

| YEAR | TEAM | G-S | TACK. | ASST. | TOTAL | FUM. REC. | QB SACK | INT. | YDS. |
|----------------------|-------|--------------|------------|-----------|------------|-----------|-----------|----------|-----------|
| 1986 | Miami | 15-15 | 109 | 26 | 135 | 0 | 2 | 1 | 14 |
| 1987 | Miami | 9-9 | 54 | 13 | 67 | 0 | 1½ | 0 | 0 |
| 2-YEAR TOTALS | | 24-24 | 163 | 39 | 202 | 0 | 3½ | 1 | 14 |





HUGH GREEN



6-2 228
Linebacker
Born: 7/27/59
College: Pittsburgh
Acquired: T (T.B.), 1985
NFL: Eighth Season
Dolphins: Fourth Season


#55

medial colateral ligaments in right knee against Buffalo in '87 pre-season contest . . . Suffered ruptured patellar ligament and hairline fracture of right kneecap against the Jets (9/21/86) . . . Had five tackles and a sack in contest at time of his injury . . . Injury forced him to miss rest of season . . . Underwent surgery and was placed on IR on 9/23/86 . . . Dr. Peter Indelicato, a University of Florida team physician, performed the surgery in Gainesville, Fla. . . . Green, who started the first three games, ended '86 with 15 tackles, four QB sacks and forced fumble . . . Acquired from Tampa Bay on 10/9/85 for first- and second-round draft picks in '86 and immediately added spark and intensity to defense . . . Started 11 games . . . Had only interception of 1985 against his old team (Tampa Bay) . . . Named team's Outstanding Linebacker for 1985 .

PRO: Former Pro Bowl linebacker continuing comeback from serious knee surgery of '86 . . . Excellent play in team's May mini-camp gives hope for return to form of years past . . . Played in nine games in '87 and dressed for another . . . Only start came at home versus Buffalo (1) at right outside LB . . . Had 14 tackles (11 solo) in limited role in '87 . . . Recorded season-high five tackles at Buffalo (11/29) . . . Registered three each against Bills (1) and Colts (1) . . . Suffered sprained

| NFL STATISTICS | | | | | | | | | |
|----------------------|-----------|--------------|-----------|-----------|------------|-----------|------------|----------|------------|
| YEAR | TEAM | G-S | TACK. | ASST. | TOTAL | FUM. REC. | QB SACK | INT. | YDS. |
| 1981 | Tampa Bay | 16-16 | NA | NA | 151 | 1 | 3 | 2 | 56 |
| 1982 | Tampa Bay | 9-9 | NA | NA | 71 | 0 | 2½ | 1 | 31 |
| 1983 | Tampa Bay | 16-15 | NA | NA | 138 | 2 | 3½ | 2 | 54 |
| 1984 | Tampa Bay | 8-8 | NA | NA | 45 | 0 | 4 | 0 | 0 |
| 1985 | Tampa Bay | 5-5 | 37 | 7 | 44 | 0 | 2½ | 0 | 0 |
| | Miami | 11-11 | 46 | 12 | 58 | 0 | 5 | 1 | 28 |
| 1986 | Miami | 3-3 | 14 | 1 | 15 | 0 | 4 | 0 | 0 |
| 1987 | Miami | 9-1 | 11 | 3 | 14 | 0 | 0 | 0 | 0 |
| 7-YEAR TOTALS | | 77-68 | NA | NA | 536 | 3 | 24½ | 6 | 169 |
| PLAYOFFS | | 4-4 | NA | NA | 36 | 1 | 1 | 0 | 0 |

BOB BRUDZINSKI



6-4 235
Linebacker #59

Born: 1/1/55
College: Ohio State
Acquired: T (Rams), 1981
NFL: 12th Season
Dolphins: Eighth Season

PRO: Veteran linebacker looks to use experience to boost Dolphin defense . . . Played in all 12 non-strike games in '87 . . . Started eight (seven at LOLB, one at ROLB) . . . Lost starting LOLB spot to rookie


NFL STATISTICS

| YEAR | TEAM | G-S | TACK. | ASST. | TOTAL | FUM. REC. | QB SACK | INT. | YDS. |
|-----------------------|-----------|----------------|------------|------------|------------|-----------|------------|----------|------------|
| 1977 | L.A. Rams | 14-7 | 37 | 17 | 54 | 0 | 1 | 2 | 24 |
| 1978 | L.A. Rams | 16-10 | 43 | 13 | 56 | 0 | 2 | 1 | 31t |
| 1979 | L.A. Rams | 16-16 | 84 | 43 | 127 | 1 | 5 | 1 | 26 |
| 1980 | L.A. Rams | 9-8 | 22 | 13 | 35 | 0 | 1 | 0 | 0 |
| 1981 | Miami | 16-16 | 63 | 39 | 102 | 0 | 0 | 2 | 35 |
| 1982 | Miami | 9-9 | 36 | 14 | 50 | 1 | 4½ | 1 | 5 |
| 1983 | Miami | 16-16 | 73 | 31 | 104 | 1 | 1 | 0 | 0 |
| 1984 | Miami | 16-16 | 62 | 10 | 72 | 0 | 2 | 1 | 0 |
| 1985 | Miami | 14-13 | 56 | 15 | 71 | 2 | 3 | 1 | 6 |
| 1986 | Miami | 16-16 | 64 | 17 | 81 | 1 | 2 | 0 | 0 |
| 1987 | Miami | 12-8 | 25 | 9 | 34 | 0 | 1 | 0 | 0 |
| 11-YEAR TOTALS | | 154-135 | 565 | 221 | 786 | 6 | 22½ | 9 | 127 |
| PLAYOFFS | | 17-16 | 83 | 38 | 121 | 0 | 2 | 0 | 0 |



Rick Graf over last four games of season . . . Registered 34 tackles (25-9) – third highest total by Dolphin linebacker in '87 . . . Also had a sack, forced fumble and pass defended . . . Top special teams performer with nine tackles . . . Recorded season-high eight hits and forced fumble in win at Dallas (11/22) . . . Had five tackles in both games versus Buffalo .

RICK GRAF




6-5 249
Linebacker #58

Born: 8/29/63
College: Wisconsin
Acquired: D2a, 1987
NFL: Second Season
Dolphins: Second Season


PRO: Aggressive young player who has bright future with Dolphins . . . Played in all 12 non-strike games with five starts as rookie in 1987 . . . Took starting job at LOLB from veteran Bob Brudzinski with four games remaining in '87 . . . Had gotten spot start (his first in NFL) in week 2 at Indianapolis as Brudzinski moved to right side to fill in for injured Hugh Green . . . Dolphins finished '87 season with 4-1 record with him as starter (weeks 2, 12-15) . . . Was one of four rookie starters for Miami at end of '87 (John Bosa, Troy Stradford, Mark Dennis were others) . . . Also, was one of five starters on defense at season's end that was either a rookie or second-year player (Bosa, John Offerdahl, T.J. Turner, Liffort Holey were others) . . . Finished initial season 14th on team in tackles with 29 (25 solo) . . . Had career-high six stops in win over eventual World Champion Redskins (12/20) . . . Also recovered fumble to halt Washington's first serious drive of game . . . Ended year strong with total of 16 tackles in final three contests . . . Made five stops each at Philadelphia and versus New England (2) . . . Picked up first career QB sack, plus four tackles, against Buffalo (10/25) .

NFL STATISTICS

| YEAR | TEAM | G-S | TACK. | ASST. | TOTAL | FUM. REC. | QB SACK | PASS DEF. |
|------|-------|------|-------|-------|-------|-----------|---------|-----------|
| 1987 | Miami | 12-5 | 25 | 4 | 29 | 1 | 1 | 2 |



JACKIE SHIPP



6-2 238 #50
Linebacker
Born: 3/19/62
College: Oklahoma
Acquired: D1, 1984
NFL: Fifth Season
Dolphins: Fifth Season




PRO: Enjoyed best season as a Dolphin in '87, leading team in tackles with 79 (63 solo) . . . Looking to make 300th tackle of career in '88, has 259 . . . Started all 12 non-strike games for Miami at left inside LB . . . Recorded best single-game tackle total for Dolphins last year with 15 versus Patriots (9/13) . . . Added 11 stops in second game against New England . . . Made 10 tackles versus Indy (2) and seven against Buffalo (1) . . . Recorded six tackles apiece versus Colts (1) and Pittsburgh . . . Forced key fumble in win at Cincinnati (11/8) . . . Recorded at least two tackles in every game in '87 . . . Played in all 16 games in '86, starting first 14 . . . Finished season second on team in tackles (behind John Offerdahl) with 85 . . . Tied Offerdahl for Dolphins' top game defensively in '86 with 16 tackles versus Browns . . . Registered 11 tackles at New England and nine hits versus Raiders . . . Playing with bruised toe, recorded seven tackles in win at Colts . . . On 10/12/86, enjoyed brilliant effort against Bills with three tackles, QB sack, pass defended and forced fumble - all despite suffering from heat exhaustion and missing most of third quarter . . . Played in all 16 games with 11 starts in 1985 . . . Finished third on team with 83 tackles . . . Registered double figures in tackles twice in 1985: 11 versus Kansas City and 10 against Detroit . . . Appeared in all 16 games as rookie in 1984 . . . Also saw action in all three playoff contests, including Super Bowl . . . Limited experience on pass coverages hindered progress in rookie season . . . Was 14th player selected in NFL draft in 1984 as Dolphins dealt first-rounder (26th selection) plus pair of third-round choices to Buffalo to acquire 14th pick.


NFL STATISTICS

| YEAR | TEAM | G-S | TACK. | ASST. | TOTAL | FUM. REC. | QB SACK |
|----------------------|-------|--------------|------------|-----------|------------|-----------|----------|
| 1984 | Miami | 16-0 | 10 | 2 | 12 | 0 | 0 |
| 1985 | Miami | 16-11 | 68 | 15 | 83 | 2 | 0 |
| 1986 | Miami | 16-14 | 63 | 22 | 85 | 1 | 1 |
| 1987 | Miami | 12-12 | 63 | 16 | 79 | 0 | 0 |
| 4-YEAR TOTALS | | 60-37 | 204 | 55 | 259 | 3 | 1 |
| PLAYOFFS | | 5-2 | 10 | 2 | 12 | 0 | 0 |

LARRY KOLIC



6-1 239 #54
Linebacker
Born: 8/31/63
College: Ohio State
Acquired: D7, 1986
NFL: Third Season
Dolphins: Third Season



PRO: Saw action in seven non-strike games in '87, mainly on special teams . . . One of Miami's top special teams players . . . Young performer who also provides solid depth at inside linebacker . . . Placed on five-man inactive roster for game at Cincinnati (11/8) after contracting virus . . . Also was inactive for weeks 10-13 . . . Returned to active roster for last two games of season . . . Contributed four special teams tackles in '87 - two versus Buffalo (10/25) and one against both New England (1) and Pittsburgh . . . Started last two games of '86 in place of Jackie Shipp at LILB spot after spending first 14 games of rookie season on injured reserve . . . Was activated on 12/13/86 and started next day at Rams in NFL debut . . . Recorded three solo tackles and recovered a key fumble in Miami's overtime win over Rams . . . Made eight solo tackles in season finale at home against New England . . . Finished '86 season with 11 tackles in only two games . . . Suffered pulled groin muscle in '86 training camp, necessitating placement on IR . . . Seventh-round draft choice (193rd overall) of Miami in 1986.

NFL STATISTICS

| YEAR | TEAM | G-S | TACK. | ASST. | TOTAL | FUM. REC. | PASS DEF. |
|----------------------|-------|------------|-----------|----------|-----------|-----------|-----------|
| 1986 | Miami | 2-2 | 11 | 0 | 11 | 1 | 2 |
| 1987 | Miami | 7-0 | 0 | 0 | 0 | 0 | 0 |
| 2-YEAR TOTALS | | 9-2 | 11 | 0 | 11 | 1 | 2 |

MIAMI DOLPHINS 1988 VETERANS ROSTER

| NO. | NAME | POS. | HT. | WT. | BIRTH-DATE | NFL EXP. | COLLEGE | HOMETOWN | HOW ACQUIRED |
|-----|--------------------|-------|------|-----|------------|----------|--------------------------|-------------------------|--------------|
| 41 | Anderson, Eric | LB | 6-1 | 235 | 4/9/65 | 2 | Millikin | Palatine, Ill. | FA-88 |
| 9 | Archer, Dave | QB | 6-2 | 208 | 2/15/62 | 5 | Iowa State | Soda Springs, Idaho | FA-88 |
| 86 | Banks, Fred | WR | 5-10 | 180 | 5/26/62 | 3 | Liberty | Columbus, Ga. | FA-87 |
| 93a | Bennett, Charles | DE | 6-5 | 275 | 2/9/63 | 2 | Southwestern Louisiana | Clarksdale, Miss. | FA-88 |
| 34 | Bennett, Woody | FB | 6-2 | 244 | 3/24/55 | 10 | Miami (Fla.) | York, Pa. | W(NYJ)-80 |
| 75 | Betters, Doug | DE | 6-7 | 267 | 6/11/56 | 11 | Nevada-Reno | Arlington Heights, Ill. | D6-78 |
| 47 | Blackwood, Glenn | S | 6-0 | 193 | 2/23/57 | 10 | Texas | San Antonio, Texas | D8b-79 |
| 97 | Bosa, John | DE | 6-4 | 273 | 1/10/64 | 2 | Boston College | Keene, N.H. | D1-87 |
| 43 | Brown, Bud | S | 6-0 | 193 | 4/19/61 | 5 | Southern Mississippi | DeKalb, Miss. | D11-84 |
| 51 | Brown, Mark | LB | 6-2 | 238 | 7/18/61 | 6 | Purdue | Inglewood, Calif. | D9-83 |
| 59 | Brudzinski, Bob | LB | 6-4 | 235 | 1/1/55 | 12 | Ohio State | Fremont, Ohio | T(Rams)-81 |
| 19 | Caterbone, Mike | WR/KR | 5-10 | 175 | 2/17/62 | 2 | Franklin and Marshall | Lancaster, Pa. | FA-88 |
| 68w | Cesario, Sal | G/T | 6-4 | 265 | 7/4/63 | 2 | Cal Poly-SLO | San Jose, Calif. | FA-88 |
| 83 | Clayton, Mark | WR | 5-9 | 184 | 4/8/61 | 6 | Louisville | Indianapolis, Ind. | D8-83 |
| 98 | Cline, Jackie | NT | 6-5 | 280 | 3/13/60 | 2 | Alabama | McCalla, Ala. | W(Pitt)-87 |
| 67 | Conlin, Chris | G/C | 6-3 | 280 | 6/7/65 | 2 | Penn State | Glenside, Pa. | D5-87 |
| 30 | Davenport, Ron | FB | 6-2 | 232 | 12/22/62 | 4 | Louisville | Atlanta, Ga. | D6b-85 |
| 65 | Dellenbach, Jeff | C/T | 6-5 | 280 | 2/14/63 | 4 | Wisconsin | Wausau, Wis. | D4b-85 |
| 74 | Dennis, Mark | T | 6-6 | 290 | 4/15/65 | 2 | Illinois | Washington, Ill. | D8b-87 |
| 85 | Duper, Mark | WR | 5-9 | 190 | 1/25/59 | 7 | Northwestern (La.) State | Moreauville, La. | D2-82 |
| 92a | Flaherty, Tom | LB | 6-3 | 230 | 9/24/64 | 2 | Northwestern | Chicago, Ill. | FA-88 |
| 61 | Foster, Roy | G | 6-4 | 275 | 5/24/60 | 7 | Southern California | Shawnee Mission, Kan. | D1-82 |
| 53 | Frye, David | LB | 6-2 | 227 | 6/21/61 | 6 | Purdue | Cincinnati, Ohio | FA-86 |
| 79 | Giesler, Jon | T | 6-5 | 272 | 12/23/56 | 10 | Michigan | Woodville, Ohio | D1-79 |
| 66 | Gilmore, Jim | G | 6-4 | 270 | 12/19/62 | 3 | Ohio State | Philadelphia, Pa. | FA-87 |
| 58 | Graf, Rick | LB | 6-5 | 249 | 8/29/63 | 2 | Wisconsin | Madison, Wis. | D2a-87 |
| 55 | Green, Hugh | LB | 6-2 | 228 | 7/27/59 | 8 | Pittsburgh | Natchez, Miss. | T(TB)-85 |
| 71 | Gruber, Bob | T | 6-5 | 280 | 6/7/58 | 2 | Pittsburgh | Greenville, Pa. | FA-87 |
| 27 | Hampton, Lorenzo | RB | 5-11 | 208 | 3/12/62 | 4 | Florida | Lake Wales, Fla. | D1-85 |
| 84 | Hardy, Bruce | TE | 6-4 | 234 | 6/1/56 | 11 | Arizona State | Bingham, Utah | D9-78 |
| 29 | Hobley, Liffort | S | 6-0 | 202 | 5/12/62 | 3 | Louisiana State | Shreveport, La. | FA-87 |
| 93w | Holloway, Steve | TE | 6-2 | 245 | 8/23/64 | 2 | Tennessee State | Montgomery, Ala. | FA-88 |
| 94 | Hunley, Lamonte | LB | 6-2 | 240 | 1/31/63 | 3 | Arizona | Petersburg, Va. | FA-88 |
| 17 | Jaworski, Ron | QB | 6-1 | 205 | 3/23/51 | 14 | Youngstown State | Lackawanna, N.Y. | FA-87 |
| 11 | Jensen, Jim | WR/RB | 6-4 | 220 | 11/14/58 | 8 | Boston University | Doylestown, Pa. | D11-81 |
| 87 | Johnson, Dan | TE | 6-3 | 245 | 5/17/60 | 6 | Iowa State | New Hope, Minn. | D7a-82 |
| 40 | Jordan, Kenneth | LB | 6-1 | 235 | 4/29/64 | 2 | Tuskegee | Birmingham, Ala. | FA-88 |
| 49 | Judson, William | CB | 6-1 | 192 | 3/26/59 | 7 | South Carolina State | Atlanta, Ga. | D8-81 |
| | Kehoe, Scott | T | 6-4 | 275 | 9/20/64 | 2 | Illinois | Oak Lawn, Ill. | FA-87 |
| 54 | Kolic, Larry | LB | 6-1 | 239 | 8/31/63 | 3 | Ohio State | Smithville, Ohio | D7-86 |
| 69 | Lambrecht, Mike | NT | 6-1 | 274 | 5/2/63 | 2 | St. Cloud (Minn.) State | Watertown, Minn. | FA-87 |
| 44 | Lankford, Paul | CB | 6-1 | 190 | 6/15/58 | 7 | Penn State | Farmingdale, N.Y. | D3-82 |
| 72 | Lee, Ronnie | T | 6-3 | 275 | 12/24/56 | 10 | Baylor | Tyler, Texas | T(Atl)-84 |
| 99 | Little, George | DE/NT | 6-4 | 276 | 6/27/63 | 4 | Iowa | Duquesne, Pa. | D3a-85 |
| 13 | Marino, Dan | QB | 6-4 | 222 | 9/15/61 | 6 | Pittsburgh | Pittsburgh, Pa. | D1-83 |
| 78 | Marrone, Doug | G/C | 6-5 | 275 | 7/25/64 | 2 | Syracuse | New York, N.Y. | FA-87 |
| 28 | McNeal, Don | CB | 6-0 | 193 | 5/6/58 | 8 | Alabama | Atmore, Ala. | D1-80 |
| 8 | Middleton, Frank | RB | 5-11 | 210 | 10/28/60 | 4 | Florida A&M | Savannah, Ga. | FA-88 |
| 52 | Nicolas, Scott | LB | 6-3 | 230 | 8/7/60 | 7 | Miami (Fla.) | Clearwater, Fla. | FA-87 |
| 56 | Offerdahl, John | LB | 6-3 | 237 | 8/17/64 | 3 | Western Michigan | Fort Atkinson, Wis. | D2-86 |
| 82 | Pruitt, James | WR | 6-3 | 198 | 1/29/64 | 3 | Cal State-Fullerton | Los Angeles, Calif. | D4-86 |
| 7 | Revez, Fuad | K | 5-11 | 220 | 2/24/63 | 4 | Tennessee | Miami, Fla. | D7-85 |
| 4 | Roby, Reggie | P | 6-2 | 242 | 7/30/61 | 6 | Iowa | East Waterloo, Iowa | D6-83 |
| 48a | Russell, Darryl | CB | 6-0 | 190 | 12/14/64 | 2 | Appalachian State | Harvey, Ill. | FA-88 |
| 81 | Schwedes, Scott | WR/KR | 6-0 | 182 | 6/30/65 | 2 | Syracuse | DeWitt, N.Y. | D2b-87 |
| 68a | Scott, Chris | DE | 6-5 | 270 | 12/11/61 | 4 | Purdue | Berea, Ohio | FA-88 |
| 50 | Shipp, Jackie | LB | 6-2 | 238 | 3/19/62 | 5 | Oklahoma | Stillwater, Okla. | D1-84 |
| 64w | Simpson, Travis | C/G | 6-2 | 265 | 11/19/63 | 2 | Oklahoma | Norman, Okla. | FA-88 |
| 25 | Smith, Mike | CB | 6-0 | 185 | 10/24/62 | 4 | Texas-El Paso | Houston, Texas | D4a-85 |
| 70 | Sochia, Brian | NT | 6-3 | 275 | 7/21/61 | 6 | N.W. Oklahoma State | Brasher Falls, N.Y. | FA-86 |
| 57 | Stephenson, Dwight | C | 6-2 | 264 | 11/20/57 | 9 | Alabama | Hampton, Va. | D2-80 |
| 23 | Stradford, Troy | RB | 5-9 | 192 | 9/11/64 | 2 | Boston College | Linden, N.J. | D4-87 |
| 24 | Thompson, Reyna | CB | 6-0 | 193 | 8/28/63 | 15 | Virginia Tech | Pottstown, Pa. | D5a-73 |
| 76 | Toth, Tom | G | 6-5 | 282 | 5/23/62 | 3 | Baylor | Dallas, Texas | D9-86 |
| | | | | | | 3 | Western Michigan | Orland Park, Ill. | FA-86 |
| 95 | Turner, T.J. | DE | 6-4 | 280 | 5/16/63 | | | | |
| 1 | Warren, Vincent | WR | 6-1 | 184 | 2/18/63 | 3 | Houston | Lufkin, Texas | D3-86 |
| 42 | Watters, Scott | LB | 6-2 | 230 | 1/1/65 | 2 | San Diego State | Albuquerque, N.M. | FA-88 |
| 64a | Wimberly, Derek | DE | 6-4 | 270 | 1/4/64 | 2 | Wittenberg | Gahanna, Ohio | FA-88 |
| | | | | | | 2 | Purdue | Miami, Fla. | FA-88 |



1988 DRAFT CHOICES

ERIC KUMEROW



6-7 260 #90
 Linebacker/
 Defensive End
 Born: 4/17/65
 College: Ohio State
 Draft: 1, 16

| COLLEGE STATISTICS | | | | | |
|--------------------|------------|------------|-------------|-----------|----------|
| YEAR | NO. | YDS. | AVG. | LG | TD |
| 1983 | REDSHIRTED | | | | |
| 1984 | 0 | 0 | 0.0 | 0 | 0 |
| 1985 | 4 | 46 | 11.5 | 20 | 0 |
| 1986 | 27 | 262 | 9.7 | 32 | 4 |
| 1987 | 17 | 215 | 12.6 | 37 | 2 |
| TOTALS | 48 | 523 | 10.9 | 37 | 6 |


JARVIS WILLIAMS



5-11 196 #26
 Safety
 Born: 5/16/65
 College: Florida
 Draft: 2, 42

| COLLEGE STATISTICS | | | | | | | |
|--------------------|------------|-----------|------------|-----------|-----------|-----------|-----------|
| YEAR | TACK. | ASST. | TOTAL | FUM. REC. | INT. | FOR. FUM. | PASS DEF. |
| 1983 | REDSHIRTED | | | | | | |
| 1984 | 38 | 15 | 53 | 3 | 3 | 1 | 4 |
| 1985 | 40 | 13 | 53 | 1 | 3 | 1 | 2 |
| 1986 | 39 | 17 | 56 | 2 | 4 | 3 | 5 |
| 1987 | 55 | 22 | 77 | 0 | 0 | 1 | 5 |
| TOTALS | 172 | 67 | 239 | 6 | 10 | 6 | 16 |

GREG JOHNSON



6-4 295 #73
 Tackle
 Born: 12/19/64
 College: Oklahoma
 Draft: 4, 99

FERRELL EDMUNDS



6-6 248 #80
 Tight End
 Born: 4/16/65
 College: Maryland
 Draft: 3, 73

| COLLEGE STATISTICS | | | | | |
|--------------------|------------|-------------|-------------|-----------|-----------|
| YEAR | NO. | YDS. | AVG. | LG | TD |
| 1984 | 17 | 234 | 13.9 | 39 | 1 |
| 1985 | 21 | 314 | 15.0 | 44 | 4 |
| 1986 | 28 | 490 | 17.5 | 47 | 3 |
| 1987 | 35 | 603 | 17.2 | 73 | 2 |
| TOTALS | 101 | 1641 | 16.2 | 73 | 10 |
| BOWLS | 5 | 109 | 21.8 | 40 | 1 |


RODNEY THOMAS



5-10 190 #45
 Cornerback
 Born: 12/21/65
 College: Brigham Young
 Draft: 5, 126

| COLLEGE STATISTICS | | | | | | |
|--------------------|-----------|-----------|------------|-----------|----------|-----------|
| YEAR | TACK. | ASST. | TOTAL | FOR. FUM. | INT. | PASS DEF. |
| 1984 | 0 | 0 | 0 | 0 | 0 | 0 |
| 1985 | 30 | 12 | 42 | 1 | 5 | 7 |
| 1986 | 22 | 12 | 34 | 0 | 2 | 7 |
| 1987 | 27 | 17 | 44 | 1 | 2 | 3 |
| TOTALS | 79 | 41 | 120 | 2 | 9 | 17 |

GEORGE COOPER



6-1 238 #33
 Fullback
 Born: 12/8/65
 College: Ohio State
 Draft: 6b, 156

| YEAR | RUSHING | | | | | RECEIVING | | | |
|---------------|------------|-------------|------------|-----------|-----------|-----------|------------|-----------|----------|
| | ATT. | YDS. | AVG. | LG | TD | NO. | YDS. | LG | TD |
| 1984 | 11 | 49 | 4.5 | 8 | 0 | 0 | 0 | 0 | 0 |
| 1985 | 129 | 581 | 4.5 | 27 | 3 | 16 | 130 | 15 | 1 |
| 1986 | 113 | 467 | 4.1 | 15 | 6 | 16 | 156 | 19 | 0 |
| 1987 | 86 | 347 | 4.0 | 22 | 2 | 22 | 206 | 19 | 1 |
| TOTALS | 339 | 1444 | 4.3 | 27 | 11 | 54 | 492 | 19 | 2 |

MELVIN BRATTON



6-1 225
Fullback
Born: 2/2/65
College: Miami (Fla.)
Draft: 6a, 153

COLLEGE STATISTICS

| YEAR | RUSHING | | | | | NO. | RECEIVING | | |
|---------------|------------|-------------|------------|-----------|-----------|-----------|-------------|-----------|----------|
| | ATT. | YDS. | AVG. | LG | TD | | YDS. | LG | TD |
| 1983 | REDSHIRTED | | | | | | | | |
| 1984 | 49 | 279 | 5.7 | 52 | 4 | 24 | 391 | 60 | 1 |
| 1985 | 67 | 285 | 4.3 | 31 | 5 | 22 | 180 | 69 | 3 |
| 1986 | 84 | 380 | 4.5 | 34 | 8 | 14 | 149 | 31 | 0 |
| 1987 | 119 | 473 | 4.0 | 21 | 9 | 26 | 364 | 49 | 2 |
| TOTALS | 319 | 1417 | 4.4 | 52 | 26 | 86 | 1084 | 69 | 6 |
| BOWLS | 33 | 140 | 4.2 | 25 | 2 | 25 | 200 | 30 | 2 |

KERWIN BELL



6-2 205 **#14**
Quarterback
Born: 6/15/65
College: Florida
Draft: 7, 180

COLLEGE STATISTICS

| YEAR | ATT. | COMP. | YDS. | PCT. | TD | INT. |
|---------------|------------|------------|-------------|-------------|-----------|-----------|
| 1983 | REDSHIRTED | | | | | |
| 1984 | 184 | 98 | 1614 | 53.3 | 16 | 7 |
| 1985 | 288 | 180 | 2687 | 62.5 | 21 | 8 |
| 1986 | 242 | 131 | 1515 | 54.1 | 10 | 10 |
| 1987 | 239 | 140 | 1769 | 58.6 | 9 | 10 |
| TOTALS | 953 | 549 | 7585 | 57.6 | 56 | 35 |

HARRY GALBREATH



6-1 275 **#62**
Guard
Born: 1/1/65
College: Tennessee
Draft: 8a, 212



DOLPHIN FACT

Of the 24 playoff games in the history of the Dolphins, Miami has led at the half on 13 occasions. In those 13 games, the Dolphins are 11-2. In all playoff games, Miami is 14-10.

DOLPHINS = WINNERS

Best Record Since NFL-AFL Merger

(regular season, 1970-87)

| | | |
|-----------------|----------|------|
| 1. MIAMI | 184-78-2 | .701 |
| 2. Dallas | 180-84-0 | .682 |
| 3. L.A. Raiders | 174-84-6 | .670 |
| 4. Washington | 171-92-1 | .650 |
| 5. L.A. Rams | 163-97-4 | .625 |

Best Record in the '80s

(regular season)

| | | |
|---------------|---------|------|
| 1. MIAMI | 80-39-1 | .671 |
| San Francisco | 80-39-1 | .671 |
| 3. Washington | 80-40-0 | .667 |
| 4. Dallas | 75-45-0 | .625 |
| 5. Denver | 74-45-1 | .621 |

Best December Record in the '80s

(regular season)

| | | |
|------------------|---------|------|
| 1. MIAMI | 26-6-0 | .813 |
| 2. Washington | 23-9-0 | .719 |
| 3. San Francisco | 24-10-0 | .706 |
| 4. Chicago | 23-10-0 | .697 |
| 5. Cincinnati | 21-12-0 | .636 |

Average Points Scored Per Game

(regular season, '80s)

| | |
|------------------|------|
| 1. San Francisco | 25.3 |
| 2. San Diego | 24.9 |
| 3. MIAMI | 24.4 |
| 4. Dallas | 24.0 |
| 5. Washington | 23.4 |

Best Home Record in the '80s

(regular season)

| | | |
|---------------|---------|------|
| 1. MIAMI | 45-13-1 | .771 |
| 2. Denver | 46-14-0 | .767 |
| 3. Washington | 44-15-0 | .746 |
| 4. Dallas | 43-17-0 | .717 |
| Chicago | 43-17-0 | .717 |

Best Record Within AFC East in the '80s

(regular season)

| | | |
|-----------------|---------|------|
| 1. MIAMI | 41-21-0 | .659 |
| 2. New England | 38-22-0 | .633 |
| 3. N.Y. Jets | 31-28-1 | .525 |
| 4. Buffalo | 22-38-0 | .367 |
| 5. Indianapolis | 19-42-0 | .311 |

Best Record in the '70s

(regular season)

| | | |
|-----------------|----------|------|
| 1. Dallas | 105-39-0 | .729 |
| 2. MIAMI | 104-39-1 | .726 |
| 3. L.A. Raiders | 100-38-6 | .715 |
| 4. Minnesota | 99-43-2 | .694 |
| 5. L.A. Rams | 98-42-4 | .694 |

Average Points Allowed Per Game, '80s

(regular season)

| | |
|------------------|------|
| 1. Chicago | 16.5 |
| 2. San Francisco | 18.0 |
| 3. Philadelphia | 19.0 |
| 4. Washington | 19.2 |
| 5. MIAMI | 19.3 |

Average Points Scored Per Game

(regular season, last five years)

| | |
|------------------|------|
| 1. San Francisco | 27.2 |
| 2. MIAMI | 26.9 |
| 3. Washington | 25.5 |
| 4. Seattle | 24.1 |
| 5. Dallas | 23.2 |

Best Road Record in the '80s

(regular season)

| | | |
|------------------|---------|------|
| 1. San Francisco | 41-18-1 | .692 |
| 2. Washington | 36-25-0 | .590 |
| 3. MIAMI | 35-25-0 | .583 |
| L.A. Raiders | 35-25-0 | .583 |
| 5. Dallas | 32-28-0 | .533 |

Best AFC Record Vs. NFC in the '80s

(regular season)

| | | |
|-----------------|---------|------|
| 1. MIAMI | 48-11-0 | .814 |
| 2. L.A. Raiders | 43-18-1 | .702 |
| 3. Pittsburgh | 38-21-0 | .644 |
| 4. Seattle | 19-13-0 | .639 |
| 5. Cincinnati | 35-24-0 | .593 |

ASSISTANT COACHES

DAVID SHULA



**Assistant Head Coach,
Quarterbacks/Passing Game**
College: Dartmouth
NFL: Seventh Season
Dolphins: Seventh Season
Born: May 28, 1959

David Shula begins his seventh season with the Dolphins and serves Miami as its assistant head coach, in addition to being in charge of the passing game and quarterbacks. In a relatively short time, Shula has become one of the brightest and most respected young coaches in professional football. Three years ago he added the responsibility of assistant head coach and has become more involved in the overall football operation. This past February he relinquished his duties concerning the team's receiving corps to new receivers coach Larry Seiple.

After three years as the Dolphins' receivers coach, Shula was given the added duties of working with Miami quarterbacks in 1985. He proved he takes after his famous father in two important characteristics — hard work and dedication.

Last year the Dolphins again enjoyed success through the air as Miami was first in the league in passing as a team for the second straight season, and Dan Marino was second in the AFC in the individual rankings. In addition, rookie Troy Stradford (13th) and Mark Clayton (17th) were among leaders in AFC receiving.

CARL TASEFF



Offensive Backs
College: John Carroll
NFL: 22nd Season
Dolphins: 19th Season
Born: September 28, 1928

When Don Shula arrived in Miami in 1970, so too did Carl Taseff. Taseff and Shula's relationship dates back to their college days when they played in the same backfield together for coach Herb Eisele's John Carroll squad in Cleveland. They were also roommates in the NFL while both played for Cleveland (1951-52) and Baltimore (1953-56).

Taseff has coached the Dolphin offensive backs since coming to South Florida, and he's done it with great success. In fact, in the eight-year span from 1970-77, Taseff's backs ranked fifth or higher in NFL rushing on seven occasions. More importantly, Taseff has been able to change with the times. During the 1970s, the Dolphins employed a grind-it-out style that featured powerful fullback Larry Csonka. Since Dan Marino's emergence as Miami's air-oriented quarterback, Taseff's charges have become more a part of the passing game (ie. Lorenzo Hampton was second on the team in receptions in '86 and Troy Stradford led the team in '87). Stradford, a rookie last year, was 10th in the conference in rushing and 13th in the AFC in receiving. He earned numerous rookie-of-the-year awards.

Taseff came to Miami after spending two years working for the CEPO scouting combine (1968-69). Prior to that, he had coaching stints with the AFL's Boston Patriots (1964) and the NFL's Detroit Lions (1965-66).

TOM OLIVADOTTI



Defense
College: Upsala
NFL: Fourth Season
Dolphins: Second Season
Born: September 22, 1945

Tom Olivadotti begins his second season as the man responsible for the Dolphins' overall defense. Olivadotti came to the Dolphins after spending two seasons (1985-86) with the Cleveland Browns as an assistant.

In his first year with Miami, the number of big plays allowed by the Dolphins decreased dramatically. Miami was first in the AFC (and third in the NFL) in fewest yards allowed per completion (11.63). In 1986, the Dolphins had given up 13.19 yards per completion, 12th in the AFC and 22nd in the NFL.

MEL PHILLIPS



Defensive Backs
College: North Carolina A&T
NFL: Ninth Season
Dolphins: Fourth Season
Born: January 6, 1942

Mel Phillips moves into his fourth season as defensive backs coach for the Dolphins. Three years ago, in only his first season with Miami, Phillips saw his DBs tie for third place in the AFC in interceptions. A rash of injuries hurt the Miami secondary in '86 but Phillips has high hopes for the '88 campaign.

Before coming to Miami, the 46-year-old Phillips previously held the same position for five seasons with the Detroit Lions (1980-84).

Known for his outstanding rapport with his players, Phillips coached in Detroit under then-head coach (and former Dolphin assistant) Monte Clark.

MIKE WESTHOFF



Special Teams, Tight Ends
College: Wichita State
NFL: Sixth Season
Dolphins: Third Season
Born: January 10, 1948

Mike Westhoff begins his third year as a member of the Dolphins' coaching staff concentrating on special teams and tight ends.

Westhoff came to Miami after spending a year in the United States Football League with the Arizona Outlaws, where he was the offensive line coach for Frank Kush.

Before his one-year stint in the USFL, Westhoff spent three seasons under Kush with the Baltimore/Indianapolis Colts (1982-84).

CHUCK STUDLEY



Linebackers
College: Illinois
NFL: 20th Season
Dolphins: Fifth Season
Born: January 17, 1929

Chuck Studley, a veteran of two decades of NFL coaching, moves into his second season as Miami's linebacker coach. For the previous three years (1984-86) Studley was in charge of the Dolphins' overall defense.

The Dolphin defense has had a proud tradition of linebackers with men named Buoniconti, Matheson and Duhe. Studley hopes to continue that trend with veterans like Hugh Green, Bob Brudzinski, Mark Brown and Jackie Shipp and young standouts like John Offerdahl, Rick Graf and Eric Kumerow. In 1986, Offerdahl became the first Dolphin LB named as a starter in the Pro Bowl. He was named to the Pro Bowl again in 1987.

Studley, who joined the Dolphins on Dec. 27, 1983, had begun the '83 season as the defensive coordinator for the Houston Oilers. Following the team's 0-6 start, head coach Ed Biles resigned on Oct. 10, with Studley being tabbed as interim head coach.

JOHN SANDUSKY



Offense, Offensive Line
College: Villanova
NFL: 30th Season
Dolphins: 13th Season
Born: December 28, 1925

Like many of the men who played for him, John Sandusky is regarded as "one of the best in the business." Sandusky — and his offensive line — just keeps getting better. A veteran of three decades of NFL coaching (he begins his 30th campaign in '88), Sandusky starts his 13th year with the Dolphins looking for continued success.

In 1987, the Dolphin offensive line allowed the fewest QB sacks (13) in the NFL for the sixth straight season.

Under Sandusky's guidance the Dolphin offensive line has rewritten the NFL record book. In 1987 Miami increased its league-record string of consecutive seasons leading the NFL in fewest QB sacks to six (1982-87). The Dolphins also hold the record for most seasons leading the league in fewest sacks — seven. Miami also led the NFL in passing in 1987.

LARRY SEIPLE



Receivers
College: Kentucky
NFL: Eighth Season
Dolphins: First Season
Born: February 14, 1945

The newcomer to the Miami Dolphins' coaching staff is an old familiar face — former Dolphin Larry Seiple. Seiple, who spent 11 seasons with Miami as a player, returns "home" in a new role as receivers coach.

Seiple joined the Dolphin staff in late February after spending a year as a sales representative for a manufacturing company in the automotive industry in Birmingham, Mich.

The Allentown, Pa., native brings seven years experience as an NFL receivers coach to Miami. He previously served as receivers coach with the Detroit Lions (1980-84), working under former Dolphins' assistant Monte Clark. He then moved on to Tampa Bay, where he was receivers coach from 1985-86.

DAN SEKANOVICH



Defensive Line
College: Tennessee
NFL: 12th Season
Dolphins: Third Season
Born: July 27, 1933

Dan Sekanovich, a veteran of more than a decade of NFL coaching, begins his third season as a member of the Miami Dolphins staff. The 55-year-old Sekanovich is in charge of the Dolphin defensive line. He spent three seasons (1983-85) as the assistant head coach/defensive line mentor of the Atlanta Falcons before coming to Miami. While with Atlanta he helped develop two top young linemen in Rick Bryan and Mike Gann. With the Dolphins, he will be working with young prospects like T.J. Turner, Brian Sochia, John Bosa and Eric Kumerow.

Prior to his Atlanta post, Sekanovich developed one of the NFL's most feared defensive units, "The New York Sack Exchange," while defensive line coach for the New York Jets from 1977-82. In 1981, the Sack Exchange led the NFL in sacks with the defensive line getting 59 of 66.

JUNIOR WADE



Strength and Conditioning
College: South Carolina State
NFL: 14th Season
Dolphins: 14th Season
Born: February 2, 1947

One of the key figures in the Dolphin program is veteran strength and conditioning coach Junior Wade.

In his sixth season as the Dolphins' strength and conditioning coach, Wade also administers the team's successful off-season conditioning program and assists with the Miami special teams. Previously, Wade had served eight years as the club's assistant trainer. The promotion to assistant coaching status was a well-deserved reward for the affable Wade. As a trainer, he long had held the respect of the Dolphin players for his knowledge and his willingness to boost player morale by putting himself through the same rigorous rehabilitation as that prescribed for injured Dolphins.



DOLPHIN FACT

The Dolphins hold the NFL record for most consecutive home games won. Miami won 27 straight regular-season games (31 overall) at the Orange Bowl from 1971-74.

DOLPHINS INDIVIDUAL RECORDS

The following individual records relate solely to service with the Miami Dolphins. They include National Football League regular-season statistics only – with the exception of those single-game records marked by "*" or "**."

* Playoff game ** Super Bowl

1966-77: 14 games 1983-1986: 16 games
1978-1981: 16 games 1987: 15 games
1982: 9 games

SERVICE

MOST SEASONS

15 Bob Kuechenberg (1970-84)
14 Bob Griese (1967-80)
14 Don Strock (1974-87)
13 Nat Moore (1974-86)
13 Ed Newman (1973-85)
12 Larry Little (1969-80)

MOST GAMES PLAYED

190 Bob Kuechenberg (1970-84)
183 Nat Moore (1974-86)
167 Ed Newman (1973-85)
163 Don Strock (1974-87)
161 Bob Griese (1967-80)
159 Vern Den Herder (1971-81)
158 Larry Little (1969-80)
149 Larry Seiple (1967-77)
148 Bruce Hardy (1978-87)
146 Doug Betters (1978-87)

MOST CONSECUTIVE GAMES PLAYED

128 Jim Langer (10th in 1970 through 11th in 1979)
127 Garo Yepremian (2nd in 1970 through 14th in 1978)
125 Bob Baumhower (1st in 1977 through 14th in 1984)
107 Dwight Stephenson (1st in 1980 through 2nd in 1987)
98 Dick Anderson (1st in 1968 through 14th in 1974)
95 Vern Den Herder (1st in 1971 through 11th in 1977)

MOST STARTS

176 Bob Kuechenberg (1970-84)
152 Bob Griese (1967-80)
152 Larry Little (1969-80)
143 Vern Den Herder (1971-81)
136 Norm Evans (1966-75)
129 Bob Baumhower (1977-86)

MOST CONSECUTIVE STARTS

109 Jim Langer (1st in 1972 through 9th in 1979)
91 Norm Evans (3rd in 1969 through 9th in 1975)
87 Dick Anderson (12th in 1968 through 14th in 1974)
86 Bob Baumhower (1st in 1977 through 8th in 1982)
84 Jake Scott (1st in 1970 through 14th in 1975)
81 Vern Den Herder (1st in 1972 through 11th in 1977)
80 Dwight Stephenson (12th in 1981 through 2nd in 1987)

MOST PRO BOWLS

6 Bob Griese (1970-71, 1973-74, 1977-78)
6 Jim Langer (1973-78)
6 Bob Kuechenberg (1974-75, 1977-78, 1982-83)
6 Dwight Stephenson (1982-87)
5 Larry Csonka (1970-74)
5 Paul Warfield (1970-74)
5 Jake Scott (1971-75)
5 Bob Baumhower (1979, 1981-84)
5 Dan Marino (1983-87)

MOST CONSECUTIVE PRO BOWLS

6 Jim Langer (1973-78)
6 Dwight Stephenson (1982-87)
5 Larry Csonka (1970-74)
5 Paul Warfield (1970-74)
5 Jake Scott (1971-75)
5 Dan Marino (1983-87)

MOST PRO BOWL STARTS

5 Jim Langer (1973-77)
4 Dwight Stephenson (1983-86)
4 Dan Marino (1983-86)

3 Larry Little (1972-74)
3 Jake Scott (1972-73, 1975)
3 Bob Baumhower (1979, 1981, 1983)

MOST CONSECUTIVE PRO BOWL STARTS

5 Jim Langer (1973-77)
4 Dwight Stephenson (1983-86)
4 Dan Marino (1983-86)
3 Larry Little (1972-74)

SCORING

MOST POINTS

Career

830 Garo Yepremian (1970-78), 335 XPs, 165 FGs
540 Uwe von Schamann (1979-84), 237 XPs, 101 FGs
450 Nat Moore (1974-86), 75 TDs
342 Larry Csonka (1968-74, 79), 57 TDs
265 Fuad Reveiz (1985-87), 130 XPs, 45 FGs

Season

117 Garo Yepremian (1971), 33 XPs, 28 FGs
116 Fuad Reveiz (1985), 50 XPs, 22 FGs
115 Garo Yepremian (1972), 43 XPs, 24 FGs

Game

24 Paul Warfield (12/15/73 vs. Detroit), 4 TDs

MOST POINTS BY ROOKIE

Season

116 Fuad Reveiz (1985), 50 XPs, 22 FGs
99 Uwe von Schamann (1979), 36 XPs, 21 FGs
78 Ron Davenport (1985), 13 TDs

MOST CONSECUTIVE GAMES SCORING POINTS

121 Garo Yepremian (8th in 1970 through 16th in 1978)

MOST TOUCHDOWNS

Career

75 Nat Moore (1974-86), 74 pass, 1 run
57 Larry Csonka (1968-74, 79), 53 run, 4 pass
41 Mark Clayton (1983-87), 40 pass, 1 return
40 Mark Duper (1982-87), 40 pass
33 Mercury Morris (1969-75), 29 run, 1 pass, 3 return
33 Paul Warfield (1970-74), 33 pass
33 Tony Nathan (1979-87), 16 run, 16 pass, 1 return

Season

18 Mark Clayton (1984), 18 pass
13 Ron Davenport (1985), 11 run, 2 pass
13 Nat Moore (1977), 12 pass, 1 run
13 Larry Csonka (1979), 12 run, 1 pass
12 Mercury Morris (1972), 12 run
12 Don Nottingham (1975), 12 run
12 Lorenzo Hampton (1986), 9 run, 3 pass

Game

4 Paul Warfield (12/15/73 vs. Detroit), 4 TDs

MOST TOUCHDOWNS BY ROOKIE

Season

13 Ron Davenport (1985), 11 run, 2 pass
8 Andra Franklin (1981), 7 run, 1 pass
7 Larry Csonka (1968), 6 run, 1 pass
7 Troy Stradford (1987), 6 run, 1 pass

MOST CONSECUTIVE GAMES SCORING TOUCHDOWN

6 Paul Warfield (4th through 9th in 1971)

MOST FIELD GOALS

Career

165 Garo Yepremian (1970-78), 242 attempts
101 Uwe von Schamann (1979-84), 149 attempts

Season

28 Garo Yepremian (1971), 40 attempts
25 Garo Yepremian (1973), 37 attempts

Game

5 Garo Yepremian (9/26/71 at Buffalo), 6 attempts
4 Garo Yepremian (10/18/70 at Buffalo), 4 attempts
4 Garo Yepremian (9/16/73 vs. San Francisco), 4 attempts
4 Uwe von Schamann (9/4/83 at Buffalo), 4 attempts

MOST FIELD GOALS BY ROOKIE

Season

22 Fuad Reveiz (1985), 27 attempts
21 Uwe von Schamann (1979), 29 attempts
13 Karl Kremser (1969), 22 attempts

MOST CONSECUTIVE GAMES SCORING FIELD GOAL

20 Garo Yepremian (10th in 1970 through 1st in 1972)

MOST CONSECUTIVE FIELD GOALS

16 Garo Yepremian (8th through 16th in 1978)

HIGHEST FIELD GOAL PERCENTAGE (minimum 15 attempts)**Season**

| | |
|------|---------------------------------|
| 82.6 | Garó Yepremian (1978), 19 of 23 |
| 81.5 | Fuad Reveiz (1985), 22 of 27 |
| 81.3 | Garó Yepremian (1975), 13 of 16 |

LONGEST FIELD GOALS

| | |
|----|--|
| 54 | Garó Yepremian (10/22/72 vs. Buffalo) |
| 53 | Garó Yepremian (9/16/73 vs. San Francisco) |
| 53 | Garó Yepremian (12/5/76 vs. Buffalo) |
| 53 | Uwe von Schamann (10/21/79 at New England) |

MOST FIELD GOAL YARDAGE**Career**

| | |
|-------|--|
| 5,224 | Garó Yepremian (1970-78), 165 of 242 |
| 3,256 | Uwe von Schamann (1979-84), 101 of 149 |

Season

| | |
|-----|-----------------------------------|
| 802 | Garó Yepremian (1971), 28 of 40 |
| 768 | Uwe von Schamann (1981), 24 of 31 |

Game

| | |
|-----|---|
| 165 | Garó Yepremian (10/18/70 at Buffalo) 46, 42, 47, 30 |
| 151 | Garó Yepremian (9/16/73 vs. San Fran.) 31, 53, 45, 22 |

MOST POINTS AFTER TOUCHDOWN**Career**

| | |
|-----|--|
| 335 | Garó Yepremian (1970-78), 351 attempts |
| 237 | Uwe von Schamann (1979-84), 250 attempts |

Season

| | |
|----|--------------------------------------|
| 66 | Uwe von Schamann (1984), 70 attempts |
| 52 | Fuad Reveiz (1986), 55 attempts |
| 50 | Fuad Reveiz (1985), 52 attempts |
| 45 | Uwe von Schamann (1983), 48 attempts |

Game

| | |
|---|---|
| 7 | Garó Yepremian (11/12/72 vs. New England), 7 attempts |
| 7 | Garó Yepremian (11/24/77 at St. Louis), 8 attempts |

MOST POINTS AFTER TOUCHDOWN BY ROOKIE**Season**

| | |
|----|--------------------------------------|
| 50 | Fuad Reveiz (1985), 52 attempts |
| 36 | Uwe von Schamann (1979), 40 attempts |
| 30 | Jimmy Keyes (1968), 30 attempts |

MOST CONSECUTIVE POINTS AFTER TOUCHDOWN

| | |
|-----|---|
| 110 | Garó Yepremian (7th in 1972 to 2nd in 1975) |
|-----|---|

RUSHING**MOST RUSHING YARDS****Career**

| | |
|-------|--|
| 6,737 | Larry Csonka (1968-74, 79), 1,506 attempts |
| 3,877 | Mercury Morris (1969-75), 754 attempts |
| 3,644 | Jim Kiick (1968-74), 997 attempts |
| 3,543 | Tony Nathan (1979-87), 732 attempts |
| 2,632 | Delvin Williams (1978-80), 643 attempts |

Season

| | |
|-------|---------------------------------------|
| 1,258 | Delvin Williams (1978), 4.6 per carry |
| 1,117 | Larry Csonka (1972), 5.2 per carry |
| 1,051 | Larry Csonka (1971), 5.4 per carry |
| 1,003 | Larry Csonka (1973), 4.6 per carry |
| 1,000 | Mercury Morris (1972), 5.3 per carry |

Game

| | |
|-----|---|
| 197 | Mercury Morris (9/30/73 vs. New England), 15 attempts |
| 172 | Gary Davis (12/17/77 vs. Buffalo), 26 attempts |
| 169 | Troy Stradford (11/22/87 at Dallas), 17 attempts |
| 151 | Abner Haynes (9/17/67 vs. Denver), 12 attempts |
| 151 | Delvin Williams (11/9/80 at Los Angeles), 12 attempts |

MOST RUSHING YARDS BY ROOKIE**Season**

| | |
|-----|--------------------------------------|
| 711 | Andra Franklin (1981), 3.5 per carry |
| 621 | Jim Kiick (1968), 3.8 per carry |
| 619 | Troy Stradford (1987), 4.3 per carry |

MOST RUSHING ATTEMPTS**Career**

| | |
|-------|----------------------------|
| 1,506 | Larry Csonka (1968-74, 79) |
| 997 | Jim Kiick (1968-74) |
| 754 | Mercury Morris (1969-75) |
| 732 | Tony Nathan (1979-87) |
| 643 | Delvin Williams (1978-80) |

Season

| | |
|-----|------------------------|
| 272 | Delvin Williams (1978) |
| 224 | Andra Franklin (1983) |
| 220 | Larry Csonka (1979) |
| 219 | Larry Csonka (1973) |
| 219 | Mercury Morris (1975) |

Game

| | |
|------|---|
| **33 | Larry Csonka (1/13/74 vs. Minnesota), 145 yards |
| 31 | Mercury Morris (10/5/75 at Green Bay), 125 yards |
| 30 | Troy Stradford (12/7/87 vs. N.Y. Jets), 120 yards |
| *29 | Larry Csonka (12/30/73 vs. Oakland), 117 yards |
| 28 | Andra Franklin (12/5/82 vs. Minnesota), 129 yards |

MOST RUSHING ATTEMPTS BY ROOKIE**Season**

| | |
|-----|-----------------------|
| 201 | Andra Franklin (1981) |
| 165 | Jim Kiick (1968) |
| 145 | Troy Stradford (1987) |

MOST RUSHING TOUCHDOWNS**Career**

| | |
|----|----------------------------|
| 53 | Larry Csonka (1968-74, 79) |
| 29 | Mercury Morris (1969-75) |
| 28 | Jim Kiick (1968-74) |
| 25 | Don Nottingham (1973-77) |
| 22 | Andra Franklin (1981-84) |

Season

| | |
|----|-----------------------|
| 12 | Mercury Morris (1972) |
| 12 | Don Nottingham (1975) |
| 12 | Larry Csonka (1979) |
| 11 | Ron Davenport (1985) |
| 10 | Mercury Morris (1973) |

Game

| | |
|----|--|
| 3 | Jim Kiick (12/20/70 vs. Buffalo), 4,2,2 |
| 3 | Mercury Morris (11/12/72 vs. New England), 4,4,6 |
| 3 | Mercury Morris (9/30/73 vs. New England), 24,70,35 |
| *3 | Larry Csonka (12/30/73 vs. Oakland), 11,2,2 |
| 3 | Don Nottingham (11/3/74 vs. Atlanta), 1,2,1 |
| 3 | Don Nottingham (10/5/75 at Green Bay), 11,1,11 |
| 3 | Don Nottingham (10/26/75 at Buffalo), 1,1,1 |
| 3 | Larry Csonka (9/23/79 vs. Chicago), 12,9,1 |
| 3 | Larry Csonka (11/29/79 vs. New England), 1,1,1 |
| 3 | Ronald Scott (10/11/87 vs. Kansas City), 2,4,3 |
| 3 | Troy Stradford (12/7/87 vs. N.Y. Jets), 1,1,1 |

MOST RUSHING TOUCHDOWNS BY ROOKIE**Season**

| | |
|----|-----------------------|
| 11 | Ron Davenport (1985) |
| 7 | Andra Franklin (1981) |
| 6 | Larry Csonka (1968) |
| 6 | Troy Stradford (1987) |

MOST CONSECUTIVE GAMES WITH RUSHING TOUCHDOWN

| | |
|---|---|
| 5 | Mercury Morris (6th through 10th in 1972) |
| 5 | Don Nottingham (2nd through 6th in 1975) |
| 5 | Pete Johnson (8th through 12th in 1984) |

HIGHEST RUSHING AVERAGE**Career (minimum 300 attempts)**

| | |
|-----|--|
| 5.1 | Mercury Morris (1969-75), 754 attempts |
| 4.8 | Tony Nathan (1979-87), 732 attempts |
| 4.5 | Larry Csonka (1968-74, 79), 1,506 attempts |
| 4.4 | Norm Bulaich (1975-79), 340 attempts |
| 4.4 | Gary Davis (1976-79), 318 attempts |

Season (minimum 100 attempts)

| | |
|-----|--|
| 6.4 | Mercury Morris (1973), 149/954 yards |
| 5.4 | Larry Csonka (1971), 195/1,051 yards |
| 5.3 | Mercury Morris (1972), 190/1,000 yards |
| 5.3 | Tony Nathan (1981), 147/782 yards |
| 5.2 | Larry Csonka (1972), 213/1,117 yards |

Game (minimum 10 attempts)

| | |
|------|--|
| 13.1 | Mercury Morris (9/30/73 vs. New England), 15/197 |
| 12.6 | Abner Haynes (9/17/67 vs. Denver), 12/151 |
| 12.6 | Delvin Williams (11/9/80 at Los Angeles), 12/151 |

MOST 100-YARD RUSHING GAMES**Career**

| | |
|----|----------------------------|
| 15 | Larry Csonka (1968-74, 79) |
| 10 | Mercury Morris (1969-75) |
| 8 | Benny Malone (1974-78) |
| 6 | Delvin Williams (1978-80) |
| 5 | Jim Kiick (1968-74) |

Season

| | |
|---|------------------------|
| 6 | Delvin Williams (1978) |
| 4 | Larry Csonka (1972) |
| 3 | Larry Csonka (1971) |
| 3 | Mercury Morris (1972) |
| 3 | Larry Csonka (1973) |
| 3 | Mercury Morris (1973) |
| 3 | Benny Malone (1974) |

- 3 Mercury Morris (1975)
- 3 Benny Malone (1976)
- 3 Andra Franklin (1982)
- 3 Troy Stradford (1987)

LONGEST RUNS FROM SCRIMMAGE

- 77t Leroy Harris (12/5/77 vs. Baltimore)
- 70t Mercury Morris (9/30/73 vs. New England)
- 70 Mercury Morris (10/15/73 at Cleveland)
- 66t Benny Malone (10/9/77 at Baltimore)
- 65t Abner Haynes (9/17/67 vs. Denver)
- 65t Gary Davis (9/17/78 vs. Buffalo)
- 65 Delvin Williams (11/9/80 at Los Angeles)
- 63 Norm Bulaich (9/10/78 at Baltimore)
- 60t Gary Davis (12/17/77 vs. Buffalo)
- 58t Delvin Williams (9/3/78 at N.Y. Jets)

PASSING

MOST YARDS PASSING

Career

- 25,092 Bob Griese (1967-80)
- 19,422 Dan Marino (1983-87)
- 5,928 David Woodley (1980-83)
- 4,613 Don Strock (1974-87)
- 2,335 Earl Morrall (1972-76)

Season

- 5,084 Dan Marino (1984)
- 4,746 Dan Marino (1986)
- 4,137 Dan Marino (1985)
- 3,245 Dan Marino (1987)
- 2,473 Bob Griese (1968)

Game

- 470 Dan Marino (12/2/84 vs. L.A. Raiders), 35 of 57
- 448 Dan Marino (9/21/86 at N.Y. Jets), 30 of 50
- 429 Dan Marino (9/30/84 at St. Louis), 24 of 36
- 422 Dan Marino (11/4/84 at N.Y. Jets), 23 of 42
- *421 Dan Marino (1/6/85 vs. Pittsburgh), 21 of 32

MOST YARDS PASSING BY ROOKIE

Season

- 2,210 Dan Marino (1983)
- 2,005 Bob Griese (1967)
- 1,850 David Woodley (1980)

MOST PASS ATTEMPTS

Career

- 3,429 Bob Griese (1967-80)
- 2,494 Dan Marino (1983-87)
- 961 David Woodley (1980-83)
- 688 Don Strock (1974-87)
- 377 Rick Norton (1966-69)

Season

- 623 Dan Marino (1986), 378 completions
- 567 Dan Marino (1985), 335 completions
- 564 Dan Marino (1984), 362 completions
- 444 Dan Marino (1987), 263 completions
- 366 David Woodley (1981), 191 completions

Game

- 57 Dan Marino (12/2/84 vs. L.A. Raiders), 35 completions
- 55 Kyle Mackey (10/18/87 at N.Y. Jets), 26 completions
- 54 Dan Marino (11/16/86 at Buffalo), 39 completions
- 52 Dick Wood (11/27/66 vs. Boston), 17 completions
- **50 Dan Marino (1/20/85 vs. San Francisco), 29 completions
- 50 Dan Marino (9/21/86 at N.Y. Jets), 30 completions
- 50 Dan Marino (12/20/87 vs. Washington), 22 completions

MOST PASS ATTEMPTS BY ROOKIE

Season

- 331 Bob Griese (1967), 166 completions
- 327 David Woodley (1980), 176 completions
- 296 Dan Marino (1983), 173 completions

MOST PASS COMPLETIONS

Career

- 1,926 Bob Griese (1967-80)
- 1,512 Dan Marino (1983-87)
- 508 David Woodley (1980-83)
- 388 Don Strock (1974-87)
- 156 Rick Norton (1966-69)

Season

- 378 Dan Marino (1986), 623 attempts
- 362 Dan Marino (1984), 564 attempts

- 336 Dan Marino (1985), 567 attempts
- 263 Dan Marino (1987), 444 attempts
- 191 David Woodley (1981), 366 attempts

Game

- 39 Dan Marino (11/16/86 at Buffalo), 54 attempts
- 35 Dan Marino (12/2/84 vs. L.A. Raiders), 57 attempts
- 30 Dan Marino (12/8/85 at Green Bay), 44 attempts
- 30 Dan Marino (9/21/86 at N.Y. Jets), 50 attempts
- *29 Don Strock (1/2/82 vs. San Diego), 43 attempts
- 29 Dan Marino (12/9/84 at Indianapolis), 41 attempts
- **29 Dan Marino (1/20/85 vs. San Francisco), 50 attempts
- 29 Dan Marino (9/15/85 vs. Indianapolis), 48 attempts
- 29 Dan Marino (11/24/86 vs. N.Y. Jets), 36 attempts
- 29 Dan Marino (12/14/86 at L.A. Rams), 46 attempts
- 29 Dan Marino (12/7/87 vs. N.Y. Jets), 40 attempts

MOST PASS COMPLETIONS BY ROOKIE

Season

- 176 David Woodley (1980), 327 attempts
- 173 Dan Marino (1983), 296 attempts
- 166 Bob Griese (1967), 331 attempts

MOST CONSECUTIVE PASS COMPLETIONS

- 13 Earl Morrall (12/1/75 vs. New England)
- *12 Don Strock (1/2/82 vs. San Diego)

MOST TOUCHDOWN PASSES

Career

- 192 Bob Griese (1967-80)
- 168 Dan Marino (1983-87)
- 39 Don Strock (1974-87)
- 34 David Woodley (1980-83)
- 17 Earl Morrall (1972-76)

Season

- 48 Dan Marino (1984) of 362 completions
- 44 Dan Marino (1986) of 378 completions
- 30 Dan Marino (1985) of 336 completions
- 26 Dan Marino (1987) of 263 completions
- 22 Bob Griese (1977) of 180 completions

Game

- 6 Bob Griese (11/24/77 at St. Louis) 4,7,9,28,17,37
- 6 Dan Marino (9/21/86 at N.Y. Jets) 6,1,13,46,1,4
- 5 Dan Marino (9/2/84 at Washington) 26,74,6,9,11
- 5 Dan Marino (12/8/85 at Green Bay) 10,16,21,2,61
- 5 Dan Marino (12/14/86 at L.A. Rams) 69,6,43,5,20
- 4 14 times, last 1987

MOST TOUCHDOWN PASSES BY ROOKIE

Season

- 20 Dan Marino (1983) of 173 completions
- 15 Bob Griese (1967) of 166 completions
- 14 David Woodley (1980) of 176 completions

MOST CONSECUTIVE GAMES WITH TOUCHDOWN PASS

- 30 Dan Marino (10th in 1985 through 2nd in 1987 and 6th through 10th in 1987)

MOST PASSES HAD INTERCEPTED

Career

- 172 Bob Griese (1967-80)
- 80 Dan Marino (1983-87)
- 42 David Woodley (1980-83)
- 37 Don Strock (1974-87)
- 30 Rick Norton (1966-69)

Season

- 23 Dan Marino (1986), 623 attempts
- 21 Dan Marino (1985), 567 attempts
- 18 Bob Griese (1967), 331 attempts
- 17 Bob Griese (1970), 245 attempts
- 17 David Woodley (1980), 327 attempts
- 17 Dan Marino (1984), 564 attempts

Game

- 5 Bob Griese (12/23/67 vs. Houston), 41 attempts
- 5 Rick Norton (11/23/69 vs. Houston), 26 attempts
- 5 David Woodley (10/25/81 at Dallas), 37 attempts
- 5 Kyle Mackey (10/18/87 at N.Y. Jets), 55 attempts

MOST PASSES HAD INTERCEPTED AS ROOKIE

Season

- 18 Bob Griese (1967), 331 attempts
- 17 David Woodley (1980), 327 attempts
- 10 George Wilson, Jr. (1966), 112 attempts

MOST CONSECUTIVE GAMES WITH NO PASSES INTERCEPTED

- 4 Bob Griese (5th through 8th in 1971)

MOST CONSECUTIVE PASSES WITH NONE INTERCEPTED

122 Bob Griese (10th through 14th in 1967)

LOWEST INTERCEPTION RATE**Season (minimum 150 attempts)**

2.03 Dan Marino (1983), 6 of 296 attempts
 2.93 Dan Marino (1987), 13 of 444 attempts
 3.01 Dan Marino (1984), 17 of 564 attempts
 3.42 Bob Griese (1971), 9 of 263 attempts

HIGHEST COMPLETION PERCENTAGE**Career (minimum 150 completions)**

60.6 Dan Marino (1983-87), 1,512 of 2,494 attempts
 56.4 Don Strock (1974-87), 388 of 688 attempts
 56.2 Bob Griese (1967-80), 1,926 of 3,429 attempts
 53.9 Earl Morrall (1972-76), 153 of 284 attempts

Season (minimum 75 completions)

64.2 Dan Marino (1984), 362 of 564 attempts
 63.0 Bob Griese (1978), 148 of 235 attempts
 61.8 Bob Griese (1975), 118 of 191 attempts

Game (minimum 12 completions)

92.3 Bob Griese (12/18/78 vs. New England), 12 of 13 attempts
 *84.2 David Woodley (1/8/83 vs. New England), 16 of 19 attempts
 82.4 Earl Morrall (12/1/75 vs. New England), 14 of 17 attempts
 81.8 Don Strock (12/10/83 vs. Atlanta), 18 of 22 attempts
 81.0 Bob Griese (10/22/67 vs. N.Y. Jets), 17 of 21 attempts
 80.6 Dan Marino (11/24/86 vs. N.Y. Jets), 29 of 36 attempts
 80.6 Dan Marino (11/1/87 vs. Pittsburgh), 25 of 31 attempts

HIGHEST COMPLETION PERCENTAGE BY ROOKIE**Season (minimum 75 completions)**

58.4 Dan Marino (1983), 173 of 296 attempts
 53.8 David Woodley (1980), 176 of 327 attempts
 50.2 Bob Griese (1967), 166 of 331 attempts

HIGHEST PASSER RATING**Career (minimum 250 attempts)**

94.1 Dan Marino (1983-87)
 77.1 Bob Griese (1967-80)
 76.2 Earl Morrall (1972-76)
 73.5 Don Strock (1974-87)
 65.4 David Woodley (1980-83)

Season (minimum 150 attempts)

108.9 Dan Marino (1984)
 96.0 Dan Marino (1983)
 92.5 Dan Marino (1986)
 91.0 Earl Morrall (1972)
 90.9 Bob Griese (1971)

HIGHEST PASSER RATING BY ROOKIE**Season (minimum 150 attempts)**

96.0 Dan Marino (1983)
 63.1 David Woodley (1980)
 61.6 Bob Griese (1967)

MOST 300-YARD PASSING GAMES**Career**

26 Dan Marino (1983-87)
 3 Bob Griese (1967-80)
 2 David Woodley (1980-83)
 1 John Stofa (1966-67, 69-70)
 1 Don Strock (1974-87)

Season

9 Dan Marino (1984)
 6 Dan Marino (1985)
 6 Dan Marino (1986)
 4 Dan Marino (1987)
 2 David Woodley (1981)

LONGEST PASS PLAYS

86t Bob Griese to Paul Warfield (11/14/71 vs. Pittsburgh)
 85t Dan Marino to Mark Duper (11/20/83 vs. Baltimore)
 85t Dan Marino to Mark Duper (11/2/86 vs. Houston)
 80t George Wilson, Jr., to Bo Roberson (10/23/66 at Houston)
 80t Dan Marino to Mark Duper (9/23/84 vs. Indianapolis)
 79t Bob Griese to Nat Moore (11/2/75 at Chicago)
 **76t David Woodley to Jimmy Cefalo (1/30/83 vs. Washington)
 *75t Bob Griese to Paul Warfield (1/2/72 vs. Baltimore)
 74t Bob Griese to Paul Warfield (10/31/71 at Los Angeles)
 74t Dan Marino to Mark Duper (9/2/84 at Washington)
 73t Bob Griese to Nat Moore (9/25/77 at San Francisco)
 73 Dan Marino to Tony Nathan (9/29/85 at Denver)

PASS RECEIVING**MOST RECEPTIONS****Career**

510 Nat Moore (1974-86)
 383 Tony Nathan (1979-87)
 269 Duriel Harris (1976-83, 85)
 257 Mark Duper (1982-87)
 255 Mark Clayton (1983-87)

Season

73 Mark Clayton (1984), 1,389 yards
 72 Tony Nathan (1985), 651 yards
 71 Mark Duper (1984), 1,306 yards
 70 Mark Clayton (1985), 996 yards
 67 Jack Clancy (1967), 868 yards
 67 Mark Duper (1986), 1,313 yards

Game

10 Duriel Harris (10/28/79 vs. Green Bay), 180 yards
 10 Tony Nathan (9/29/85 at Denver), 120 yards
 **10 Tony Nathan (1/20/85 vs. San Francisco), 83 yards
 10 Tony Nathan (12/8/85 at Green Bay), 86 yards
 *10 Tony Nathan (1/4/86 vs. Cleveland), 101 yards
 10 Tony Nathan (9/28/86 vs. San Francisco), 101 yards
 10 Ron Davenport (12/7/87 vs. N.Y. Jets), 72 yards
 9 Marlin Briscoe (9/15/74 at New England), 113 yards
 9 Duriel Harris (11/30/81 vs. Philadelphia), 114 yards
 *9 Tony Nathan (1/2/82 vs. San Diego), 114 yards
 9 Mark Clayton (12/2/84 vs. L.A. Raiders), 177 yards
 9 Mark Clayton (12/9/84 at Indianapolis), 127 yards
 9 Mark Duper (9/13/87 at New England), 123 yards

MOST RECEPTIONS BY ROOKIE**Season**

67 Jack Clancy (1967), 868 yards
 48 Troy Stradford (1987), 457 yards
 44 Jim Kiick (1968), 422 yards

MOST CONSECUTIVE GAMES WITH RECEPTION

36 Nat Moore (3rd in 1974 through 2nd in 1977)
 (injured for 13th in 1974, 10th through 14th in 1976)

MOST RECEIVING YARDS**Career**

7,547 Nat Moore (1974-86), 14.8 per catch
 4,869 Mark Duper (1982-87), 18.9 per catch
 4,534 Duriel Harris (1976-83, 85), 16.9 per catch
 4,425 Mark Clayton (1983-87), 17.4 per catch
 3,592 Tony Nathan (1979-87), 9.4 per catch

Season

1,389 Mark Clayton (1984), 73 receptions
 1,313 Mark Duper (1986), 67 receptions
 1,306 Mark Duper (1984), 71 receptions
 1,150 Mark Clayton (1986), 60 receptions
 1,003 Mark Duper (1983), 51 receptions

Game

217 Mark Duper (11/10/85 vs. N.Y. Jets), 8 receptions
 210 Nat Moore (10/4/81 vs. N.Y. Jets), 7 receptions
 202 Mark Duper (10/9/83 vs. Buffalo), 7 receptions
 180 Duriel Harris (10/28/79 vs. Green Bay), 10 receptions
 178 Mark Duper (9/2/84 at Washington), 6 receptions

MOST RECEIVING YARDS BY ROOKIE**Season**

868 Jack Clancy (1967), 67 receptions
 605 Nat Moore (1974), 37 receptions
 457 Troy Stradford (1987), 48 receptions

MOST RECEIVING TOUCHDOWNS**Career**

74 Nat Moore (1974-86), 510 receptions
 40 Mark Clayton (1983-87), 255 receptions
 40 Mark Duper (1982-87), 257 receptions
 33 Paul Warfield (1970-74), 156 receptions
 25 Bruce Hardy (1978-87), 251 receptions

Season

18 Mark Clayton (1984), 73 receptions
 12 Nat Moore (1977), 52 receptions
 11 Karl Noonan (1968), 58 receptions
 11 Paul Warfield (1971), 43 receptions
 11 Paul Warfield (1973), 29 receptions
 11 Mark Duper (1986), 67 receptions

Game

- 4 Paul Warfield (12/15/73 vs. Detroit)

MOST RECEIVING TOUCHDOWNS BY ROOKIE**Season**

- 3 Jack Harper (1967), 11 receptions
3 Jimmy Cefalo (1978), 6 receptions

MOST CONSECUTIVE GAMES WITH RECEIVING TOUCHDOWN

- 6 Paul Warfield (4th through 9th in 1971)

MOST 100-YARD RECEIVING GAMES**Career**

- 20 Mark Duper (1982-87)
12 Mark Clayton (1983-87)
12 Nat Moore (1974-86)
10 Paul Warfield (1970-74)
10 Duriel Harris (1976-83, 85)

Season

- 8 Mark Duper (1986)
6 Mark Clayton (1984)
4 Paul Warfield (1971)
4 Duriel Harris (1979)
4 Mark Duper (1984)

TOTAL YARDS FROM SCRIMMAGE

(rushing/receiving)

Career

- 7,795 Nat Moore (1974-86), 248/7,547
7,425 Larry Csonka (1968-74, 79), 6,737/688
7,135 Tony Nathan (1979-87), 3,543/3,592
5,854 Jim Kiick (1968-74), 3,644/2,210
4,859 Mark Duper (1982-87), -10/4,869
4,567 Duriel Harris (1976-83, 85), 33/4,534
4,520 Mark Clayton (1983-87), 95/4,425
4,368 Mercury Morris (1969-75), 3,877/491

Season

- 1,450 Delvin Williams (1978), 1,258/192
1,424 Mark Clayton (1984), 35/1,389
1,318 Tony Nathan (1985), 667/651
1,306 Mark Duper (1984), 0/1,306
1,303 Mark Duper (1986), -10/1,313
1,276 Lorenzo Hampton (1986), 830/446
1,234 Tony Nathan (1981), 782/452
1,183 Mark Clayton (1986), 33/1,150
1,168 Mercury Morris (1972), 1,000/168
1,165 Larry Csonka (1972), 1,117/48

By Rookie, Season

- 1,076 Troy Stradford (1987), 619/457
1,043 Jim Kiick (1968), 621/422
864 Jack Clancy (1967), -4/868

COMBINED YARDAGE

(rushing/receiving/returns)

Career

- 8,950 Nat Moore (1974-86), 248/7,547/1,155
8,752 Tony Nathan (1979-87), 3,543/3,592/1,617
7,486 Mercury Morris (1969-75), 3,877/491/3,118
7,425 Larry Csonka (1968-74, 79), 6,737/688/0
6,062 Duriel Harris (1976-83, 85), 33/4,534/1,495

Season

- 1,603 Tony Nathan (1979), 68/213/1,322
1,518 Mark Clayton (1984), 35/1,389/94
1,502 Mercury Morris (1972), 1,000/168/334
1,483 Mercury Morris (1969), 110/65/1,308
1,476 Joe Auer (1966), 416/263/797
1,458 Lorenzo Hampton (1986), 830/446/182

Game

- 302 Mercury Morris (11/1/70 at Baltimore)
8-89/3-68/6-145
254 Freddie Solomon (10/9/77 at Baltimore)
0-0/4-51/7-203
252 Freddie Solomon (12/5/76 vs. Buffalo)
1-59t/5-114/1-79t
252 Troy Stradford (11/22/87 at Dallas)
17-169/6-83/0-0

By Rookie, Season

- 1,603 Tony Nathan (1979), 68/213/1,322
1,483 Mercury Morris (1969), 110/65/1,308

PUNTING**MOST PUNTS****Career**

- 633 Larry Seiple (1967-77), 25,347 yards
272 Reggie Roby (1983-87), 11,892 yards
227 George Roberts (1978-80), 9,314 yards

Season

- 83 Tom Orosz (1981), 40.8 average
81 George Roberts (1978), 40.3 average
80 Larry Seiple (1969), 40.8 average

Game

- 10 George Wilson, Jr. (9/9/66 vs. N.Y. Jets), 483 yards
10 George Roberts (10/12/80 at New England), 445 yards
9 Larry Seiple (9/18/77 at Buffalo), 325 yards

HIGHEST PUNTING AVERAGE**Career (minimum 120 punts)**

- 43.7 Reggie Roby (1983-87), 272 punts
40.0 Larry Seiple (1967-77), 633 punts

Season (minimum 40 punts)

- 44.7 Reggie Roby (1984), 51 punts
44.2 Reggie Roby (1986), 56 punts
43.7 Reggie Roby (1985), 59 punts
43.1 Reggie Roby (1983), 74 punts
42.6 George Roberts (1980), 77 punts

Game (minimum 4 punts)

- 58.5 Reggie Roby (9/28/86 vs. San Francisco), 4-234 yards
52.0 Larry Seiple (10/7/73 vs. N.Y. Jets), 4-208 yards
50.8 Reggie Roby (11/2/86 vs. Houston), 4-203 yards
50.6 Reggie Roby (11/26/84 vs. N.Y. Jets), 5-253 yards
50.5 Reggie Roby (11/17/85 at Indianapolis), 4-202 yards

LONGEST PUNTS

- 77 Reggie Roby (11/29/87 at Buffalo) net 77
73 Larry Seiple (11/14/71 vs. Pittsburgh) to end zone
73 Reggie Roby (9/28/86 vs. San Francisco) to end zone
73 Reggie Roby (10/5/86 at New England) net 73
71 George Roberts (11/2/80 at Oakland) net 62

PUNT RETURNS**MOST PUNT RETURNS****Career**

- 127 Jake Scott (1970-75)
79 Tom Vigorito (1981-85)
71 Freddie Solomon (1975-77)

Season

- 41 Mark Clayton (1983), 9.6 average
36 Tom Vigorito (1981), 10.5 average
33 Jake Scott (1971), 9.6 average

Game

- 7 Mercury Morris (10/19/69 at Kansas City), 17.6 average
6 Jake Scott (11/10/74 at New Orleans), 16.5 average
6 Freddie Solomon (12/5/77 vs. Baltimore), 9.3 average
6 Tom Vigorito (11/30/81 vs. Philadelphia), 12.2 average
6 Mark Clayton (11/20/83 vs. Baltimore), 16.2 average
6 Vince Heflin (9/23/84 vs. Indianapolis), 12.7 average

MOST PUNT RETURN YARDS**Career**

- 1,330 Jake Scott (1970-75)
830 Tom Vigorito (1981-85)
810 Freddie Solomon (1975-77)

Season

- 392 Mark Clayton (1983), 9.6 average
379 Tom Vigorito (1981), 10.5 average
346 Jake Scott (1974), 11.2 average

Game

- 123 Mercury Morris (10/19/69 at Kansas City), 7 returns
106 James Pruitt (9/14/86 vs. Indianapolis), 2 returns
99 Jake Scott (11/10/74 at New Orleans), 6 returns

LONGEST PUNT RETURNS

- 87t Tom Vigorito (9/10/81 vs. Pittsburgh)
86t Tony Nathan (10/14/79 vs. Buffalo)
79t Freddie Solomon (12/5/76 vs. Buffalo)
77t Jake Scott (11/22/70 vs. Baltimore)
71t James Pruitt (9/14/86 vs. Indianapolis)

HIGHEST PUNT RETURN AVERAGE**Career (minimum 50 returns)**

- 11.4 Freddie Solomon (1975-77), 71 returns

- 10.5 Jake Scott (1970-75), 127 returns
- 10.5 Tom Vigorito (1981-85), 79 returns
- Season (minimum 14 returns)**
- 12.3 Freddie Solomon (1975), 26 returns
- 12.1 Jake Scott (1973), 22 returns
- Game (minimum 4 returns)**
- 18.8 Charlie Babb (11/23/75 vs. Baltimore), 4-75 yards
- 17.6 Mercury Morris (10/19/69 at Kansas City), 7-123 yards

MOST FAIR CATCHES

Career

- 55 Jake Scott (1970-75) of 182 punts
- 29 Dick Anderson (1968-77) of 74 punts

Season

- 18 Jake Scott (1971) of 51 punts
- 16 Jake Scott (1973) of 38 punts

Game

- 6 Jake Scott (12/20/70 vs. Buffalo) of 8 punts

KICKOFF RETURNS

MOST KICKOFF RETURNS

Career

- 123 Fulton Walker (1981-85)
- 111 Mercury Morris (1969-75)
- 70 Lorenzo Hampton (1985-87)

Season

- 45 Tony Nathan (1979), 22.6 average
- 45 Lorenzo Hampton (1985), 22.7 average
- 43 Mercury Morris (1969), 26.4 average

Game

- 7 Don Bessillieu (10/12/80 at New England), 20.4 average
- 7 Fulton Walker (11/8/81 at New England), 23.7 average

MOST KICKOFF RETURN YARDS

Career

- 2,947 Mercury Morris (1969-75)
- 2,944 Fulton Walker (1981-85)
- 1,506 Lorenzo Hampton (1985-87)

Season

- 1,136 Mercury Morris (1969), 26.4 average
- 1,020 Lorenzo Hampton (1985), 22.7 average
- 1,016 Tony Nathan (1979), 22.6 average

Game

- 204 Gene Milton (9/21/68 vs. Oakland), long 73
- **190 Fulton Walker (1/30/83 vs. Washington), long 98t
- 185 Fulton Walker (10/12/81 at Buffalo), long 90t

LONGEST KICKOFF RETURNS

- 105t Mercury Morris (9/14/69 at Cincinnati)
- **98t Fulton Walker (1/30/83 vs. Washington)
- 96t Mercury Morris (12/6/70 vs. Boston)
- 95t Joe Auer (9/2/66 vs. Oakland)
- 95 Bobby Neff (9/14/68 vs. Houston)

HIGHEST KICKOFF RETURN AVERAGE

Career (minimum 50 returns)

- 26.5 Mercury Morris (1969-75), 111 returns
- 25.3 Duriel Harris (1976-83, 85), 56 returns
- 23.9 Fulton Walker (1981-85), 123 returns

Season (minimum 14 returns)

- 32.9 Duriel Harris (1976), 17 returns, 559 yards
- 29.6 Gary Davis (1977), 14 returns, 414 yards
- 29.0 Mercury Morris (1970), 28 returns, 812 yards

Game (minimum 4 returns)

- **47.5 Fulton Walker (1/30/83 vs. Washington), 4-190
- 42.8 Freddie Solomon (10/9/77 at Baltimore), 4-171
- 34.0 Gene Milton (9/21/68 vs. Oakland), 6-204

INTERCEPTIONS

MOST INTERCEPTIONS

Career

- 35 Jake Scott (1970-75)
- 34 Dick Anderson (1968-77)
- 29 Glenn Blackwood (1979-87)
- 23 Gerald Small (1978-83)
- 22 Tim Foley (1970-80)
- 22 Curtis Johnson (1970-78)

Season

- 10 Dick Westmoreland (1967), 127 yards
- 8 Willie West (1966), 62 yards
- 8 Dick Anderson (1968, 1970, 1973), 230 yards, 191 yards, 163 yards
- 8 Jake Scott (1974), 75 yards

Game

- 4 Dick Anderson (12/3/73 vs. Pittsburgh), 121 yards
- 3 Willie West (10/23/66 at Houston), 49 yards
- 3 Dick Westmoreland (1/26/67 vs. Buffalo), 43 yards
- 3 Charlie Babb (9/22/75 vs. Oakland), 18 yards
- 3 Curtis Johnson (11/9/75 vs. N.Y. Jets), 25 yards
- 3 Larry Gordon (12/10/78 vs. Oakland), 35 yards
- *3 A.J. Duhe (1/23/83 vs. N.Y. Jets), 36 yards
- 3 William Judson (10/16/83 at N.Y. Jets), 23 yards

MOST INTERCEPTIONS BY ROOKIE

Season

- 8 Dick Anderson (1968), 230 yards
- 5 Lloyd Mumphord (1969), 102 yards
- 5 Jake Scott (1970), 112 yards
- 5 Don McNeal (1980), 17 yards

MOST CONSECUTIVE GAMES WITH INTERCEPTION

- 5 Dick Westmoreland (9th through 13th in 1967)

MOST INTERCEPTION RETURN YARDS

Career

- 792 Dick Anderson (1968-77), 23.3 average
- 425 Jake Scott (1970-75), 12.1 average
- 398 Glenn Blackwood (1979-87), 13.7 average
- 378 Gerald Small (1978-83), 16.4 average
- 280 William Judson (1982-87), 15.6 average

Season

- 230 Dick Anderson (1968), 8 for 28.8 average
- 198 Jimmy Warren (1966), 5 for 39.6 average
- 191 Dick Anderson (1970), 8 for 23.9 average

Game

- 121 Dick Anderson (12/3/73 vs. Pittsburgh), 4 interceptions
- 109 Dick Anderson (11/24/68 at Boston), 2 interceptions

LONGEST INTERCEPTION RETURNS

- 96t Dick Anderson (11/24/68 at Boston), Tom Sherman
- 86 Dick Anderson (12/20/70 vs. Buffalo), Dennis Shaw
- 86t William Judson (60t), Mike Kozlowski (26, lateral), (9/9/84 vs. New England), Steve Grogan
- 70t Jimmy Warren (11/13/66 at Kansas City), Len Dawson

TOUCHDOWN INTERCEPTIONS

Career

- 3 Dick Anderson (1968-77), 96,27,38 yards
- 2 Dick Westmoreland (1966-69), 39,19 yards
- 2 Bill Stanfill (1969-76), 15,17 yards
- 2 Lloyd Mumphord (1969-74), 32,28 yards
- 2 Mike Kozlowski (1979-86), 35,38 yards
- 2 Don McNeal (1980-87), 19,11 yards
- 2 William Judson (1982-87), 86,61 yards

Season

- 2 Bill Stanfill (1969), 15,17 yards
- 2 Dick Anderson (1973), 27,38 yards
- 2 Mike Kozlowski (1983), 35,38 yards

Game

- 2 Dick Anderson (12/3/73 vs. Pittsburgh), 27,38 yards
- 2 Mike Kozlowski (12/16/83 vs. N.Y. Jets), 35,38 yards

SACKS

MOST SACKS

Career

- 67½ Bill Stanfill (1969-76)
- 65½ Doug Betters (1978-87)
- 64 Vern Den Herder (1971-81)

Season

- 18½ Bill Stanfill (1973)
- 16 Doug Betters (1983)
- 14 Doug Betters (1984)
- 11½ Vern Den Herder (1972)

Game

- 5 Bill Stanfill (10/7/73 vs. N.Y. Jets)
- 5 Vern Den Herder (10/21/73 vs. Buffalo)
- 5 Bill Stanfill (11/17/74 vs. Buffalo)
- 4 Vern Den Herder (9/22/74 at Buffalo)
- 4 Vern Den Herder (11/11/79 vs. Baltimore)
- 4 Doug Betters (9/4/83 at Buffalo)

DOLPHINS OFFENSE YEAR-BY-YEAR

| YEAR | PLAYS | FIRST DOWNS | RUSH YARDS | PASS YARDS | TOTAL YARDS | TOTAL POINTS |
|------|-------|-------------|------------|------------|-------------|--------------|
| 1966 | 884 | 200 | 1410 | 2048 | 3458 | 213 |
| 1967 | 847 | 212 | 1323 | 2336 | 3659 | 219 |
| 1968 | 892 | 247 | 1704 | 2402 | 4106 | 276 |
| 1969 | 878 | 224 | 1513 | 2077 | 3590 | 233 |
| 1970 | 827 | 228 | 2082 | 1957 | 4039 | 297 |
| 1971 | 804 | 232 | 2429 | 1983 | 4412 | 315 |
| 1972 | 893 | 291 | 2960 | 2076 | 5036 | 385 |
| 1973 | 776 | 215 | 2521 | 1582 | 4103 | 343 |
| 1974 | 884 | 272 | 2191 | 2084 | 4275 | 327 |
| 1975 | 896 | 266 | 2500 | 2009 | 4509 | 357 |
| 1976 | 874 | 267 | 2118 | 2268 | 4386 | 263 |
| 1977 | 866 | 267 | 2366 | 1961 | 4327 | 313 |
| 1978 | 954 | 270 | 2366 | 2469 | 4835 | 372 |
| 1979 | 1006 | 297 | 2187 | 2763 | 4950 | 341 |
| 1980 | 1015 | 284 | 1876 | 2688 | 4564 | 266 |
| 1981 | 1063 | 306 | 2173 | 3149 | 5322 | 345 |
| 1982 | 582 | 165 | 1344 | 1314 | 2658 | 198 |
| 1983 | 1033 | 314 | 2150 | 3045 | 5195 | 389 |
| 1984 | 1070 | 387 | 1918 | 5018 | 6936 | 513 |
| 1985 | 1039 | 361 | 1729 | 4114 | 5843 | 428 |
| 1986 | 1011 | 351 | 1545 | 4779 | 6324 | 430 |
| 1987 | 1005 | 331 | 1662 | 3876 | 5538 | 362 |

DOLPHINS DEFENSE YEAR-BY-YEAR

| YEAR | PLAYS | FIRST DOWNS | RUSH YARDS | PASS YARDS | TOTAL YARDS | TOTAL POINTS |
|------|-------|-------------|------------|------------|-------------|--------------|
| 1966 | 857 | 237 | 1510 | 3101 | 4611 | 362 |
| 1967 | 843 | 269 | 2145 | 2835 | 4980 | 407 |
| 1968 | 808 | 240 | 2172 | 2712 | 4884 | 355 |
| 1969 | 851 | 206 | 1489 | 2637 | 4126 | 332 |
| 1970 | 808 | 226 | 1453 | 2551 | 4004 | 228 |
| 1971 | 800 | 214 | 1661 | 2000 | 3661 | 174 |
| 1972 | 770 | 186 | 1548 | 1749 | 3297 | 171 |
| 1973 | 878 | 195 | 1991 | 1290 | 3281 | 150 |
| 1974 | 807 | 208 | 1624 | 2182 | 3806 | 216 |
| 1975 | 858 | 224 | 1768 | 2021 | 3789 | 222 |
| 1976 | 892 | 268 | 2411 | 2670 | 5081 | 264 |
| 1977 | 901 | 227 | 1749 | 2233 | 3982 | 197 |
| 1978 | 1021 | 298 | 2261 | 2908 | 5169 | 254 |
| 1979 | 938 | 238 | 1702 | 2737 | 4439 | 257 |
| 1980 | 1062 | 309 | 2018 | 3206 | 5224 | 305 |
| 1981 | 1039 | 296 | 2032 | 3331 | 5363 | 275 |
| 1982 | 548 | 147 | 1285 | 1027 | 2312 | 131 |
| 1983 | 992 | 288 | 2037 | 3002 | 5139 | 250 |
| 1984 | 1051 | 314 | 2155 | 3265 | 5420 | 298 |
| 1985 | 1033 | 314 | 2256 | 3511 | 5767 | 320 |
| 1986 | 1058 | 337 | 2493 | 3557 | 6050 | 405 |
| 1987 | 1013 | 314 | 2198 | 3247 | 5445 | 335 |

DOLPHINS' 10 LARGEST MARGINS

... OF VICTORY

| MARGIN | SCORE | DATE | OPPONENT |
|--------------|-------|----------|--------------|
| 1. 52 points | 52-0 | 11/12/72 | NEW ENGLAND |
| 2. 44 points | 44-0 | 11/11/73 | BALTIMORE |
| 3. 43 points | 43-0 | 10/19/75 | at N.Y. JETS |
| 4. 42 points | 42-0 | 9/10/78 | at Baltimore |
| 42 points | 45-3 | 11/24/86 | N.Y. JETS |
| 42 points | 42-0 | 10/11/87 | KANSAS CITY |

| | | | |
|---------------|-------|----------|--------------|
| 7. 41 points | 55-14 | 11/24/77 | at St. Louis |
| 8. 38 points | 45-7 | 12/20/70 | BUFFALO |
| 38 points | 41-3 | 10/17/71 | NEW ENGLAND |
| 10. 37 points | 37-0 | 11/20/83 | BALTIMORE |
| 37 points | 44-7 | 9/23/84 | INDIANAPOLIS |

... OF DEFEAT

| MARGIN | SCORE | DATE | OPPONENT |
|---------------|-------|----------|----------------|
| 1. 45 points | 48-3 | 9/28/68 | KANSAS CITY |
| 2. 41 points | 41-0 | 10/8/67 | at Kansas City |
| 3. 35 points | 35-0 | 11/1/70 | at Baltimore |
| 4. 34 points | 58-24 | 9/18/66 | at Buffalo |
| 34 points | 44-10 | 10/2/66 | at San Diego |
| 34 points | 34-0 | 10/12/80 | at New England |
| 7. 31 points | 41-10 | 10/15/67 | at Boston |
| 31 points | 41-10 | 12/23/67 | HOUSTON |
| 9. 29 points | 29-0 | 11/6/66 | BUFFALO |
| 10. 28 points | 28-0 | 10/25/70 | CLEVELAND |

DOLPHINS HOME & AWAY

| YEAR | HOME | PCT. | ROAD | PCT. | OVERALL | PCT. |
|---------------|-----------------|-------------|----------------|-------------|------------------|-------------|
| 1966 | 2-5 | .286 | 1-6 | .143 | 3-11 | .214 |
| 1967 | 4-3 | .571 | 0-7 | .000 | 4-10 | .286 |
| 1968 | 1-5-1 | .214 | 4-3 | .571 | 5-8-1 | .393 |
| 1969 | 2-3-1 | .417 | 1-7* | .125 | 3-10-1 | .250 |
| 1970 | 6-1 | .857 | 4-3 | .571 | 10-4 | .714 |
| 1971 | 6-1 | .857 | 4-2-1 | .643 | 10-3-1 | .750 |
| 1972 | 7-0 | 1.000 | 7-0 | 1.000 | 14-0 | 1.000 |
| 1973 | 7-0 | 1.000 | 5-2 | .714 | 12-2 | .857 |
| 1974 | 7-0 | 1.000 | 4-3 | .571 | 11-3 | .786 |
| 1975 | 5-2 | .714 | 5-2 | .714 | 10-4 | .714 |
| 1976 | 3-4 | .429 | 3-4 | .429 | 6-8 | .429 |
| 1977 | 6-1 | .857 | 4-3 | .571 | 10-4 | .714 |
| 1978 | 7-1 | .875 | 4-4 | .500 | 11-5 | .688 |
| 1979 | 6-2 | .750 | 4-4 | .500 | 10-6 | .625 |
| 1980 | 5-3 | .625 | 3-5 | .375 | 8-8 | .500 |
| 1981 | 6-1-1 | .813 | 5-3 | .625 | 11-4-1 | .719 |
| 1982 | 4-0 | 1.000 | 3-2 | .600 | 7-2 | .778 |
| 1983 | 7-1 | .875 | 5-3 | .625 | 12-4 | .750 |
| 1984 | 7-1 | .875 | 7-1 | .875 | 14-2 | .875 |
| 1985 | 8-0 | 1.000 | 4-4 | .500 | 12-4 | .750 |
| 1986 | 4-4 | .500 | 4-4 | .500 | 8-8 | .500 |
| 1987 | 4-3 | .571 | 4-4 | .500 | 8-7 | .533 |
| TOTALS | 114-41-3 | .731 | 85-76-1 | .528 | 199-117-4 | .628 |

*Includes 38-23 loss to Boston at Tampa

DOLPHINS MONTH-BY-MONTH

(*Regular Season)

| YEAR | SEPT. | OCT. | NOV. | DEC. | RECORD |
|------|-------|-------|------|------|--------|
| 1966 | 0-3 | 2-2 | 0-4 | 1-2 | 3-11 |
| 1967 | 1-1 | 0-4 | 1-3 | 2-2 | 4-10 |
| 1968 | 0-3 | 2-1-1 | 2-2 | 1-2 | 5-8-1 |
| 1969 | 0-3 | 1-2-1 | 1-4 | 1-1 | 3-10-1 |
| 1970 | 1-1 | 3-1 | 3-2 | 3-0 | 10-4 |
| 1971 | 1-0-1 | 4-1 | 4-0 | 1-2 | 10-3-1 |
| 1972 | 2-0 | 5-0 | 4-0 | 3-0 | 14-0 |
| 1973 | 2-1 | 4-0 | 4-0 | 2-1 | 12-2 |
| 1974 | 2-1 | 3-1 | 3-1 | 3-0 | 11-3 |
| 1975 | 1-1 | 4-0 | 2-2 | 3-1 | 10-4 |
| 1976 | 2-1 | 2-3 | 1-3 | 1-1 | 6-8 |
| 1977 | 2-0 | 3-2 | 3-1 | 2-1 | 10-4 |
| 1978 | 2-2 | 4-1 | 2-2 | 3-0 | 11-5 |
| 1979 | 4-1 | 2-2 | 3-2 | 1-1 | 10-6 |
| 1980 | 3-1 | 1-3 | 2-3 | 2-1 | 8-8 |
| 1981 | 4-0 | 1-2-1 | 2-2 | 4-0 | 11-4-1 |

| | | | | | |
|---------------|----------------|----------------|--------------|--------------|------------------|
| 1982 | 2-0 | 0-0 | 1-1 | 3-1 | 7-2 |
| 1983 | 3-1 | 3-2 | 3-1 | 3-0 | 12-4 |
| 1984 | 5-0 | 4-0 | 3-1 | 2-1 | 14-2 |
| 1985 | 3-1 | 2-2 | 3-1 | 4-0 | 12-4 |
| 1986 | 1-3 | 2-2 | 3-2 | 2-1 | 8-8 |
| 1987 | 1-1 | 1-3 | 3-2 | 3-1 | 8-7 |
| TOTALS | 42-25-1 | 53-34-3 | 53-39 | 50-19 | 198-117-4 |

*Does not include January 2, 1983, 34-7 win at Baltimore

PRIME TIME DOLPHINS

| YEAR | DATE | OPPONENT | SCORE | ATTEN-DANCE |
|------|-----------------|-----------------|--------------|-------------|
| 1970 | Mon., Nov. 30 | at Atlanta | 20-7 W | 54,036 |
| 1971 | Mon., Nov. 29 | CHICAGO | 34-3 W | 75,061 |
| 1972 | Mon., Nov. 27 | ST. LOUIS | 31-10 W | 76,801 |
| 1973 | Mon., Oct. 15 | at Cleveland | 17-9 W | 72,070 |
| 1973 | Mon., Dec. 3 | PITTSBURGH | 30-26 W | 68,901 |
| 1974 | Mon., Oct. 7 | N. Y. JETS | 21-17 W | 61,527 |
| 1974 | Mon., Dec. 2 | CINCINNATI | 24-3 W | 71,962 |
| 1975 | Mon., Sept. 22 | OAKLAND | 21-31 L | 78,744 |
| 1975 | Mon., Dec. 1 | NEW ENGLAND | 20-7 W | 61,963 |
| 1976 | Mon., Sept. 13 | at Buffalo | 30-21 W | 77,683 |
| 1976 | Mon., Nov. 22 | BALTIMORE | 16-17 L | 62,104 |
| 1977 | Mon., Dec. 5 | BALTIMORE | 17-6 W | 68,977 |
| 1978 | Mon., Oct. 9 | CINCINNATI | 21-0 W | 54,729 |
| 1978 | Mon., Nov. 20 | at Houston | 30-35 L | 50,290 |
| 1978 | Mon., Dec. 18 | NEW ENGLAND | 23-3 W | 72,071 |
| 1979 | Mon., Oct. 8 | at Oakland | 3-13 L | 52,419 |
| 1979 | Mon., Nov. 5 | HOUSTON | 6-9 L | 70,273 |
| 1979 | Thur., Nov. 29 | NEW ENGLAND | 39-24 W | 69,174 |
| 1980 | Mon., Oct. 27 | at N.Y. Jets | 14-17 L | 53,046 |
| 1980 | Thur., Nov. 20 | SAN DIEGO | 24-27 L (OT) | 63,013 |
| 1980 | Mon., Dec. 8 | NEW ENGLAND | 16-13 W (OT) | 63,292 |
| 1981 | Thur., Sept. 10 | PITTSBURGH | 30-10 W | 74,190 |
| 1981 | Mon., Oct. 12 | at Buffalo | 21-31 L | 78,576 |
| 1981 | Mon., Nov. 30 | PHILADELPHIA | 13-10 W | 67,797 |
| 1982 | Mon., Nov. 29 | at Tampa Bay | 17-23 L | 54,854 |
| 1982 | Mon., Dec. 27 | BUFFALO | 27-10 W | 73,924 |
| 1983 | Mon., Sept. 19 | at L.A. Raiders | 14-27 L | 57,796 |
| 1983 | Mon., Nov. 28 | CINCINNATI | 38-14 W | 74,506 |
| 1983 | Fri., Dec. 16 | N. Y. JETS | 34-14 W | 59,975 |
| 1984 | Mon., Sept. 17 | at Buffalo | 21-17 W | 65,455 |
| 1984 | Mon., Nov. 26 | N. Y. JETS | 28-17 W | 74,884 |
| 1984 | Mon., Dec. 17 | DALLAS | 28-21 W | 74,139 |
| 1985 | Mon., Oct. 14 | at N.Y. Jets | 7-23 L | 73,807 |
| 1985 | Mon., Dec. 2 | CHICAGO | 38-24 W | 75,594 |
| 1985 | Mon., Dec. 16 | NEW ENGLAND | 30-27 W | 69,489 |
| 1986 | Mon., Nov. 10 | at Cleveland | 16-26 L | 77,949 |
| 1986 | Mon., Nov. 24 | N. Y. JETS | 45-3 W | 70,206 |
| 1986 | Mon., Dec. 22 | NEW ENGLAND | 27-34 L | 74,516 |
| 1987 | Sun., Nov. 22 | at Dallas | 20-14 W | 56,519 |
| 1987 | Mon., Dec. 7 | N. Y. JETS | 37-28 W | 62,592 |
| 1987 | Sun., Dec. 20 | WASHINGTON | 23-21 W | 65,715 |
| 1987 | Mon., Dec. 28 | NEW ENGLAND | 10-24 L | 61,192 |

TOTALS: 23-13 Monday Night (19-5 home, 4-8 road); 5-1 Other (4-1 home, 1-0 road)

DOLPHINS' 10 LARGEST CROWDS

HOME

| ACTUAL ATTENDANCE | DATE | OPPONENT | RESULT |
|-------------------|----------|------------|---------|
| 1. 78,939 | 1/2/72 | Baltimore | 21-0 W |
| 2. 78,914 | 11/19/72 | N. Y. Jets | 28-24 W |
| 3. 78,744 | 9/22/75 | Oakland | 21-31 L |
| 4. 78,196 | 12/24/72 | Cleveland | 20-14 W |
| 5. 77,596 | 10/15/72 | San Diego | 24-10 W |
| 6. 76,801 | 11/27/72 | St. Louis | 31-10 W |
| 7. 76,696 | 12/16/72 | Baltimore | 16-0 W |
| 8. 76,029 | 1/6/85 | Pittsburgh | 45-28 W |
| 9. 75,770 | 12/23/73 | Cincinnati | 34-16 W |
| 10. 75,594 | 12/2/85 | Chicago | 38-24 W |

ROAD

| ACTUAL ATTENDANCE | DATE | OPPONENT | RESULT |
|-------------------|----------|------------------------------|---------|
| 1. 103,667 | 1/30/83 | *Washington (at Pasadena) | 17-27 L |
| 2. 85,462 | 1/14/73 | *Washington (at L.A.) | 14-7 W |
| 3. 84,059 | 1/20/85 | *San Francisco (at Stanford) | 16-38 L |
| 4. 80,591 | 1/16/72 | *Dallas (at New Orleans) | 3-24 L |
| 5. 80,374 | 11/18/79 | Cleveland | 24-30 L |
| 6. 79,829 | 9/17/72 | Kansas City | 20-10 W |
| 7. 79,598 | 9/7/80 | Buffalo | 7-17 L |
| 8. 79,080 | 10/26/75 | Buffalo | 35-30 W |
| 9. 78,990 | 9/22/74 | Buffalo | 24-16 W |
| 10. 78,715 | 9/4/83 | Buffalo | 12-0 W |

*Super Bowl

ATTENDANCE

PAID, REGULAR SEASON

| YEAR | HOME TOTAL | HOME AVERAGE | ROAD TOTAL | ROAD AVERAGE | ALL PAID |
|------|------------|--------------|------------|--------------|-----------|
| 1966 | 178,855 | 25,551 | 237,430 | 33,918 | 416,285 |
| 1967 | 189,840 | 27,120 | 239,175 | 34,167 | 429,105 |
| 1968 | 209,741 | 29,963 | 237,849 | 33,978 | 447,590 |
| 1969 | 226,348 | 32,335 | 264,191 | 37,741 | 490,539 |
| 1970 | 413,422 | 59,060 | 334,422 | 47,774 | 747,844 |
| 1971 | 464,658 | 66,380 | 403,174 | 57,596 | 867,832 |
| 1972 | 544,162 | 77,737 | 414,056 | 59,151 | 958,218 |
| 1973 | 551,000 | 78,714 | 474,400 | 67,771 | 1,025,400 |
| 1974 | 537,418 | 76,774 | 405,068 | 57,867 | 942,486 |
| 1975 | 487,758 | 69,680 | 421,918 | 60,274 | 909,676 |
| 1976 | 400,109 | 57,158 | 426,552 | 60,936 | 826,661 |
| 1977 | 369,118 | 52,731 | 404,029 | 57,718 | 773,147 |
| 1978 | 488,068 | 61,009 | 433,205 | 54,151 | 921,273 |
| 1979 | 498,080 | 62,260 | 495,856 | 61,982 | 993,936 |
| 1980 | 422,213 | 52,777 | 463,182 | 57,898 | 885,395 |
| 1981 | 512,645 | 64,081 | 465,155 | 58,144 | 977,800 |
| 1982 | 243,095 | 60,774 | 235,044 | 47,008 | 478,139 |
| 1983 | 516,953 | 64,619 | 490,497 | 61,312 | 1,007,450 |
| 1984 | 542,098 | 67,762 | 488,463 | 61,053 | 1,030,561 |
| 1985 | 560,447 | 70,055 | 513,099 | 64,137 | 1,073,546 |
| 1986 | 538,683 | 67,335 | 556,232 | 69,529 | 1,094,915 |
| 1987 | 475,039 | 67,863 | 451,943 | 56,493 | 926,982 |

7 home, 7 away from 1966-1977; 8 home, 8 away from 1979-1981, 1983-86; 4 home, 5 away in 1982; 7 home, 8 away in 1987

ACTUAL, REGULAR SEASON

| YEAR | HOME TOTAL | HOME AVERAGE | ROAD TOTAL | ROAD AVERAGE | ALL PAID |
|------|------------|--------------|------------|--------------|-----------|
| 1966 | 182,428 | 26,061 | 243,269 | 34,753 | 425,697 |
| 1967 | 202,849 | 28,978 | 255,143 | 36,449 | 457,992 |
| 1968 | 215,980 | 30,854 | 252,271 | 36,042 | 468,251 |
| 1969 | 242,815 | 34,688 | 269,510 | 38,503 | 512,325 |
| 1970 | 440,141 | 62,877 | 348,918 | 49,845 | 789,059 |
| 1971 | 454,388 | 64,913 | 413,194 | 59,028 | 867,582 |
| 1972 | 532,005 | 76,001 | 421,503 | 60,215 | 953,508 |
| 1973 | 442,482 | 63,212 | 437,631 | 62,519 | 880,113 |
| 1974 | 457,768 | 65,395 | 398,968 | 56,995 | 856,736 |
| 1975 | 453,353 | 64,765 | 401,222 | 57,317 | 854,575 |
| 1976 | 358,817 | 51,260 | 414,553 | 59,222 | 773,370 |
| 1977 | 339,698 | 48,528 | 383,253 | 54,750 | 722,951 |
| 1978 | 465,251 | 58,156 | 421,856 | 52,732 | 887,107 |
| 1979 | 455,137 | 56,892 | 475,116 | 59,390 | 930,253 |
| 1980 | 384,829 | 48,104 | 439,024 | 54,878 | 823,853 |
| 1981 | 489,292 | 61,161 | 459,962 | 57,495 | 949,254 |
| 1982 | 238,951 | 59,738 | 205,948 | 43,390 | 444,899 |
| 1983 | 487,939 | 60,992 | 451,995 | 56,499 | 939,934 |
| 1984 | 524,874 | 65,609 | 471,050 | 58,883 | 995,924 |
| 1985 | 542,228 | 67,812 | 491,990 | 61,499 | 1,034,218 |
| 1986 | 467,288 | 58,411 | 529,603 | 66,200 | 996,891 |
| 1987 | 394,672 | 56,382 | 392,118 | 49,015 | 786,790 |

7 home, 7 away from 1966-1977; 8 home, 8 away from 1979-1981, 1983-86; 4 home, 5 away in 1982; 7 home, 8 away in 1987



DOLPHIN FACT

In season openers, Miami is 10-11-1. The Dolphins are 8-8-1 in season openers on the road and 2-3 in season openers which

have been at home.

WHAT TO LOOK FOR IN 1988

Dolphins . . .

- to have the 10,000,000th fan in team history go through the turnstiles. Based on actual attendance 9,803,223 fans (8,773,185 in the regular season and 1,030,038 in the playoffs) have attended Dolphins home games from 1966-87. The 196,777th fan in 1988 will be the 10,000,000th.
- to pick up the 200th regular-season win in team history. In the regular season, Miami is 199-117-4 (.628).
- to lead the league in fewest sacks allowed for the seventh straight season. Miami holds the NFL records for most seasons leading the league (7 - 1973, 1982-87) and most consecutive seasons leading the league (6 - 1982-87) in this category.

Doug Betters . . .

- to move into sixth place in team history for most games played, passing Larry Seiple (149), Larry Little (158), Vern Den Herder (159) and Bob Griese (161). He has played in 146.
- to play in the 150th game of his career. He has played in 146.

Glenn Blackwood . . .

- to make his 30th career interception. He has 29 interceptions.

John Bosa . . .

- to make his 100th career tackle. He has 50.

Mark Brown . . .

- to make his 400th career tackle. He has 336.

Bob Brudzinski . . .

- to make his 800th career tackle. He has 786.

Mark Clayton . . .

- to extend his streak of 22 consecutive games with at least one reception, which is the longest active string on the team, with the possibility of reaching Nat Moore's club record of 36 straight games with a catch.
- to move into at least fourth place on the team's all-time receiving list, passing Duriel Harris (269). He has 255 receptions; Mark Duper, also expected to pass Harris in '88, has 257 catches heading into the season.
- to make his 300th career reception. He has 255 receptions.
- to move into third place in all-time receiving yards, passing Duriel Harris (4,534). He has 4,425 yards.
- to go over 5,000 career receiving yards. He has 4,425 yards.
- to take over sole possession of second place in career 100-yard games. He is tied with Nat Moore at 12, and trails the all-time leader Mark Duper (20).
- to move into fifth place in all-time combined yardage, passing Duriel Harris (6,062). He has 5,045 combined yards.

Ron Davenport . . .

- to go over 1,000 yards rushing in his career. He has 798.

Mark Duper . . .

- to move into third place on the team's all-time receiving list, passing Duriel Harris (269). He has 257 receptions; Mark Clayton is right behind him with 255.
- to make his 300th career reception. He has 257 receptions.
- to go over 5,000 career receiving yards. He has 4,869 yards.
- to extend his team record of 20 career 100-yard games.

Jon Giesler . . .

- to make his 100th career start. He has started 96 games.

Hugh Green . . .

- to make his 100th tackle with the Dolphins. He has 87 with Miami.

Lorenzo Hampton . . .

- to crack the top 10 of Miami's all-time rushing list. He has 1,488 yards, and trails #10 Norm Bulaich (1,498), #9 Don Nottingham (1,524) and #8 Woody Bennett (1,646 coming into 1988).
- to make his 100th career reception. He has 92 receptions.

Bruce Hardy . . .

- to move into fifth place in team history for most games played, passing Larry Seiple (149), Larry Little (158), Vern Den Herder (159) and Bob Griese (161). He has played in 148.
- to play in the 150th game of his career. He has played in 148.
- to make his 100th career start. He has started 95 games.
- to move at least as high as fifth on the team's all-time receiving list, passing Duriel Harris (269). He has 251 receptions.

Ron Jaworski . . .

- to possibly move as high as 14th on NFL's all-time list for career passing yards. He has 27,682 yards, and trails #16 Craig Morton (27,908), #15 Ken Stabler (27,938) and #14 Terry Bradshaw (27,989).

- to possibly move into 12th place on NFL's all-time list for career attempts. He has 4,042, and trails #12 Sonny Jurgensen (4,262).
- to possibly move into 12th place on NFL's all-time list for career completions. He has 2,142, and trails #13 Ken Stabler (2,270) and #12 Norm Snead (2,276).
- to possibly crack the NFL's Top Twenty for career TD passes. He has 176 and needs seven to tie #20 Craig Morton (183).

Jim Jensen . . .

- to play in the 100th game of his career. He has played in 98.

Dan Johnson . . .

- to make the 100th reception of his career. He has 94 receptions.

William Judson . . .

- to play in the 100th game of his career. He has played in 85.
- to make his 300th career tackle. He has 285.

Dan Marino . . .

- to break the team record for career touchdown passes. He has 168 after five seasons, and trails only Bob Griese, who had 192 in 14 seasons.
- to crack the NFL's Top Twenty for career TD passes. He has 168 and needs only 15 to tie #20 Craig Morton (183).
- to go over 20,000 career passing yards. He has 19,422.
- to become the NFL's all-time leader in most career games of four-or-more TD passes. He has 14 and the leader is Johnny Unitas with 17.
- to take over sole possession of second place for most 300-yard games in a career. He currently is tied for second at 26 with Johnny Unitas, trailing only Dan Fouts (51).
- should he lead the league in attempts, he would join only five others who have led the NFL in that category in three seasons. Marino also led the NFL in attempts in 1984 and 1986.
- should he lead the league in completions, he would join only three others who have led the NFL in that category in four seasons. Marino also led the NFL in completions from 1984-86.
- should he lead the league in passing yards, he would join only four others who have led the NFL in that category in four seasons. Marino also led the NFL in passing yards from 1984-86.
- should he throw for 3,000-or-more yards, he would join only three others who have accomplished that feat in at least five seasons. Marino also threw for over 3,000 yards from 1984-87.
- should he lead the league in touchdown passes, he would join only two others who have led the NFL in that category in four seasons. He also led the NFL in TD passes from 1984-86.
- to extend his NFL record of seven career games of 400-or-more passing yards.

Don McNeal . . .

- to make his 300th career tackle. He has 275.
- to move into eighth place on the team's all-time interception list, passing Dick Westmoreland (15). He is tied for ninth at 14 with Lloyd Mumphord and Lyle Blackwood.

Scott Nicolas . . .

- to play in the 100th game of his career. He has played in 85.

Fuad Reveiz . . .

- to move into fourth place on the team's all-time scoring list, passing Larry Csonka (342 points). He has 265 points.

Reggie Roby . . .

- to reach the 300 punts needed to qualify for inclusion in the career rankings for highest punting average. He has 272 punts.

Jackie Shipp . . .

- to record his 300th career tackle. He has 259.

Troy Stradford . . .

- to move into the top five on the team's all-time list of career 100-yard rushing games. He has three, and trails #5 Jim Kiick (5), #4 Delvin Williams (6) and #3 Benny Malone (8).

Don Strock . . .

- to tie a team record for service (held by Bob Kuechenberg) by playing in his 15th season with the Dolphins. Strock has been with Miami since the 1974 season, while Kuechenberg played for the Dolphins from 1970-84.
- to move into third place in team history for most games played, passing Ed Newman (167). He has played in 163.

T.J. Turner . . .

- to make his 100th career tackle. He has 94.



DOLPHIN FACT

The 1972 undefeated Dolphins are the only team to lead the NFL in scoring offense and defense in the same season since the 1970 merger of the AFL and NFL.



DOLPHIN DIRECTORY

ADMINISTRATIVE OFFICE

Joe Robbie Stadium
2269 N.W. 199th St.
Miami, FL 33056
(305) 620-5000

TRAINING CAMP

St. Thomas University
16400-D N.W. 32nd Ave.
Miami, FL 33054
(305) 625-6491

MANAGEMENT

President Joseph Robbie
Executive V.P./General Manager J. Michael Robbie
Vice President, Administration and Finance Eddie J. Jones
Vice President, Public Affairs Timothy J. Robbie
Vice President Elizabeth Robbie
General Counsel Jann M. Iliff
Stadium Coordinator Marlo Hanson
Executive Secretary to President Abby Brower
Executive Secretaries Barbara Levy, Pat Fair, Janet Monds
Secretary to Exec. V.P./Gen. Mgr. Joan Buetel

FINANCE

Director of Finance William T. Duffy
Controller Howard F. Rieman, Jr.
Bookkeeper Doris Young
Assistant Bookkeeper Kenneth Killings
Accounts Payable Clerk Mary Scharff
Accounting Clerk Carol Gans

PUBLIC RELATIONS

Director of Publicity Edward J. White
Publicity Assistant Jeff Blumb
Marketing and Promotions Dave Evans
Secretary Gayle Baden

ADMINISTRATIVE STAFF

Traveling Secretary Bryan Wiedmeier
Security Consultant Stuart Weinstein
Librarian Lynn Lappin
Assistant Librarian Trish Maguire
Mail Clerk Jose Fiel
Chauffeur Steve Ford
Receptionist Melanie Montes
Ticket Clerks Natalie Hanson, MaryAnn Masters,
Mitch Tormala, Hope Kerr

JOE ROBBIE STADIUM

Stadium Manager Glenn Mon
Director of Stadium Events Pat Kelly
Director of Promotions Daniel T. Robbie
Director of Sales Frank Buetel
Stadium Security Consultant John Fletcher
Event Coordinator Rikki Bilgore
Sales Assistant Patti Frederick
Chief Electrician Marvin Weiss
Assistant Groundskeeper Dean Kuykendall
Scoreboard Operations Rhonda Lev
Maintenance Sergio Ambros, Rick Helms
Secretaries Arlene Brower, Elena Ambros

TRAINING CAMP

COACHING STAFF

Head Coach Don Shula
Assistant Head Coach/
Quarterbacks-Passing Game David Shula
Defense Tom Olivadotti
Defensive Backs Mel Phillips
Offense, Offensive Line John Sandusky
Receivers Larry Seiple
Defensive Line Dan Sekanovich
Linebackers Chuck Studley
Offensive Backs Carl Taseff
Strength & Conditioning Junior Wade
Special Teams, Tight Ends Mike Westhoff
Secretary to Head Coach Anne Rodriguez
Secretary Patricia Daley

TRAINING & CONDITIONING

Head Trainer Bob Lundy
Assistant Trainer Bill Davis

MEDICAL

Team Physician Dr. Charles Virgin
Medical Consultant Dr. Edward St. Mary

PLAYER PERSONNEL

Director of Pro Scouting Charley Winner
Director of Player Personnel Chuck Connor
Regional Scout Milt Davis
Regional Scout Mike Cartwright
Regional Scout Kevin Colbert
Regional Scout (BLESTO) Bobby Williams

EQUIPMENT

Equipment Manager Bob Monica
Assistant Eugene Davis

VIDEO

Video Manager Dave Hack
Assistant Video Manager Mike Gleeson



1988 NFL SCHEDULE

National Football League
410 Park Avenue, New York, NY 10022
Phone: 212-758-1500

AMERICAN CONFERENCE

EASTERN

Buffalo
Indianapolis
Miami
New England
N.Y. Jets

CENTRAL

Cincinnati
Cleveland
Houston
Pittsburgh

WESTERN

Denver
Kansas City
L.A. Raiders
San Diego
Seattle

NATIONAL CONFERENCE

EASTERN

Dallas
N.Y. Giants
Philadelphia
Phoenix
Washington

CENTRAL

Chicago
Detroit
Green Bay
Minnesota
Tampa Bay

WESTERN

Atlanta
L.A. Rams
New Orleans
San Francisco

1988 NFL SCHEDULE

(All times local)

SUNDAY, SEPTEMBER 4

Atlanta at Detroit 1:00
Cleveland at Kansas City 3:00
Dallas at Pittsburgh 1:00
Houston at Indianapolis 3:00
L.A. Rams at Green Bay 12:00
Miami at Chicago 12:00
Minnesota at Buffalo 1:00
New York Jets at New England 4:00
Philadelphia at Tampa Bay 1:00
Phoenix at Cincinnati 1:00
San Diego at L.A. Raiders 1:00
San Francisco at New Orleans 12:00
Seattle at Denver 2:00

MONDAY, SEPTEMBER 5

Washington at New York Giants 9:00

SUNDAY, SEPTEMBER 11

Chicago at Indianapolis 12:00
Cincinnati at Philadelphia 4:00
Detroit at L.A. Rams 1:00
Kansas City at Seattle 1:00
L.A. Raiders at Houston 3:00
Miami at Buffalo 1:00
New England at Minnesota 3:00
New Orleans at Atlanta 1:00
New York Jets at Cleveland 4:00
Pittsburgh at Washington 1:00
San Diego at Denver 2:00
San Francisco at New York Giants 1:00
Tampa Bay at Green Bay 12:00

MONDAY, SEPTEMBER 12

Dallas at Phoenix 6:00

SUNDAY, SEPTEMBER 18

Atlanta at San Francisco 1:00
Buffalo at New England 1:00
Cincinnati at Pittsburgh 1:00
Denver at Kansas City 12:00
Green Bay at Miami 1:00
Houston at New York Jets 1:00
L.A. Rams at L.A. Raiders 1:00
Minnesota at Chicago 12:00
New Orleans at Detroit 1:00
New York Giants at Dallas 3:00
Philadelphia at Washington 1:00
Phoenix at Tampa Bay 1:00
Seattle at San Diego 1:00

MONDAY, SEPTEMBER 19

Indianapolis at Cleveland 9:00

SUNDAY, SEPTEMBER 25

Atlanta at Dallas 12:00
Chicago at Green Bay 12:00
Cleveland at Cincinnati 1:00
L.A. Rams at New York Giants 4:00
Miami at Indianapolis 12:00
New England at Houston 12:00
New York Jets at Detroit 1:00
Philadelphia at Minnesota 12:00
Pittsburgh at Buffalo 1:00
San Diego at Kansas City 3:00
San Francisco at Seattle 1:00
Tampa Bay at New Orleans 12:00
Washington at Phoenix 1:00

MONDAY, SEPTEMBER 26

L.A. Raiders at Denver 7:00

SUNDAY, OCTOBER 2

Buffalo at Chicago 12:00
Cincinnati at L.A. Raiders 1:00
Cleveland at Pittsburgh 1:00
Denver at San Diego 1:00

Detroit at San Francisco 1:00
Green Bay at Tampa Bay 1:00
Houston at Philadelphia 1:00
Indianapolis at New England 1:00
Kansas City at New York Jets 4:00
Minnesota at Miami 4:00
New York Giants at Washington 1:00
Phoenix at L.A. Rams 1:00
Seattle at Atlanta 1:00

MONDAY, OCTOBER 3

Dallas at New Orleans 8:00

SUNDAY, OCTOBER 9

Chicago at Detroit 1:00
Denver at San Francisco 1:00
Indianapolis at Buffalo 1:00
Kansas City at Houston 12:00
L.A. Rams at Atlanta 1:00
Miami at L.A. Raiders 1:00
New Eng. vs. Green Bay at Milw. 12:00
New Orleans at San Diego 1:00
New York Jets at Cincinnati 1:00
Pittsburgh at Phoenix 1:00
Seattle at Cleveland 1:00
Tampa Bay at Minnesota 12:00
Washington at Dallas 12:00

MONDAY, OCTOBER 10

New York Giants at Philadelphia 9:00

SUNDAY, OCTOBER 16

Atlanta at Denver 2:00
Cincinnati at New England 1:00
Dallas at Chicago 12:00
Detroit at New York Giants 1:00
Green Bay at Minnesota 12:00
Houston at Pittsburgh 1:00
L.A. Raiders at Kansas City 12:00
New Orleans at Seattle 1:00
Philadelphia at Cleveland 1:00
Phoenix at Washington 1:00
San Diego at Miami 1:00
San Francisco at L.A. Rams 1:00
Tampa Bay at Indianapolis 12:00

MONDAY, OCTOBER 17

Buffalo at New York Jets 9:00

SUNDAY, OCTOBER 23

Cleveland at Phoenix 1:00
Dallas at Philadelphia 1:00
Denver at Pittsburgh 1:00
Detroit at Kansas City 12:00
Houston at Cincinnati 1:00
Indianapolis at San Diego 1:00
L.A. Raiders at New Orleans 12:00
Minnesota at Tampa Bay 1:00
New England at Buffalo 1:00
New York Giants at Atlanta 1:00
New York Jets at Miami 4:00
Seattle at L.A. Rams 1:00
Washington vs. Green Bay at Milw. 12:00

MONDAY, OCTOBER 24

San Francisco at Chicago 8:00

SUNDAY, OCTOBER 30

Atlanta at Philadelphia 1:00
Chicago at New England 1:00
Cincinnati at Cleveland 1:00
Green Bay at Buffalo 1:00
Kansas City at L.A. Raiders 1:00
L.A. Rams at New Orleans 12:00
Miami at Tampa Bay 1:00
Minnesota at San Francisco 1:00
New York Giants at Detroit 1:00



Phoenix at Dallas 12:00
Pittsburgh at New York Jets 1:00
San Diego at Seattle 1:00
Washington at Houston 7:00

MONDAY, OCTOBER 31
Denver at Indianapolis 9:00

SUNDAY, NOVEMBER 6
Buffalo at Seattle 1:00
Dallas at New York Giants 1:00
Detroit at Minnesota 12:00
Green Bay at Atlanta 1:00
Kansas City at Denver 2:00
L.A. Rams at Philadelphia 1:00
Miami at New England 1:00
New Orleans at Washington 4:00
New York Jets at Indianapolis 4:00
Pittsburgh at Cincinnati 1:00
San Francisco at Phoenix 2:00
Tampa Bay at Chicago 12:00
L.A. Raiders at San Diego 5:00

MONDAY, NOVEMBER 7
Cleveland at Houston 8:00

SUNDAY, NOVEMBER 13
Chicago at Washington 1:00
Cincinnati at Kansas City 12:00
Cleveland at Denver 2:00
Houston at Seattle 1:00
Indianapolis at Green Bay 12:00
L.A. Raiders at San Francisco 1:00
New England at New York Jets 1:00
New Orleans at L.A. Rams 2:00
New York Giants at Phoenix 2:00
Philadelphia at Pittsburgh 1:00
San Diego at Atlanta 1:00
Tampa Bay at Detroit 1:00
Minnesota at Dallas 7:00

MONDAY, NOVEMBER 14
Buffalo at Miami 9:00

SUNDAY, NOVEMBER 20
Atlanta at L.A. Raiders 1:00
Chicago at Tampa Bay 1:00
Cincinnati at Dallas 12:00
Denver at New Orleans 12:00
Detroit vs. Green Bay at Milw. 12:00
Indianapolis at Minnesota 12:00
New York Jets at Buffalo 1:00
Philadelphia at New York Giants 4:00
Phoenix at Houston 12:00
Pittsburgh at Cleveland 1:00
San Diego at L.A. Rams 1:00
Seattle at Kansas City 12:00
New England at Miami 8:00

MONDAY, NOVEMBER 21
Washington at San Francisco 6:00

THURSDAY, NOVEMBER 24
(Thanksgiving Day)
Minnesota at Detroit 12:30
Houston at Dallas 3:00

SUNDAY, NOVEMBER 27
Buffalo at Cincinnati 1:00
Cleveland at Washington 1:00

Green Bay at Chicago 12:00
Kansas City at Pittsburgh 1:00
L.A. Rams at Denver 2:00
Miami at New York Jets 1:00
New England at Indianapolis 4:00
Phoenix at Philadelphia 1:00
San Francisco at San Diego 1:00
Tampa Bay at Atlanta 7:00
New York Giants at New Orleans 1:00

MONDAY, NOVEMBER 28
L.A. Raiders at Seattle 6:00

SUNDAY, DECEMBER 4
Buffalo at Tampa Bay 1:00
Dallas at Cleveland 1:00
Denver at L.A. Raiders 1:00
Green Bay at Detroit 1:00
Indianapolis at Miami 1:00
New Orleans at Minnesota 12:00
New York Jets at Kansas City 3:00
Phoenix at New York Giants 1:00
San Diego at Cincinnati 1:00
San Francisco at Atlanta 1:00
Seattle at New England 1:00
Washington at Philadelphia 1:00
Pittsburgh at Houston 7:00

MONDAY, DECEMBER 5
Chicago at L.A. Rams 6:00

SATURDAY, DECEMBER 10
Indianapolis at New York Jets 12:30
Philadelphia at Phoenix 2:00

SUNDAY, DECEMBER 11
Atlanta at L.A. Rams 1:00
Cincinnati at Houston 12:00
Dallas at Washington 1:00
Detroit at Chicago 12:00
Kansas City at New York Giants 1:00
L.A. Raiders at Buffalo 1:00
Minnesota at Green Bay 12:00
New Orleans at San Francisco 1:00
Pittsburgh at San Diego 1:00
Tampa Bay at New England 1:00
Denver at Seattle 5:00

MONDAY, DECEMBER 12
Cleveland at Miami 9:00

SATURDAY, DECEMBER 17
New England at Denver 2:00
Washington at Cincinnati 12:30

SUNDAY, DECEMBER 18
Atlanta at New Orleans 12:00
Buffalo at Indianapolis 1:00
Detroit at Tampa Bay 1:00
Green Bay at Phoenix 2:00
Houston at Cleveland 1:00
Kansas City at San Diego 1:00
Miami at Pittsburgh 1:00
New York Giants at New York Jets 1:00
Philadelphia at Dallas 12:00
Seattle at L.A. Raiders 1:00
L.A. Rams at San Francisco 5:00

MONDAY, DECEMBER 19
Chicago at Minnesota 8:00

AUTHENTIC PRO LINE



A. PRO NFL JERSEYS\$49.95 ea.
Full pro cut, double shoulder, short sleeve jersey has tapered body. In stock for all teams. Pre-numbered with popular player's number. Please specify color or white jersey when ordering.
Adult sizes: S M L XL XXL

B. PRO NFL JACKETS\$85.00 ea.
Same STARTER jacket as worn by coaches and players on the sidelines during NFL games are designed for each team's specifications. Quilt lining, fully washable. All teams in stock! *49ers and RAIDERS add \$15.00 for team lettering across back.
 S M L XL XXL \$115.00

C. NFL SWEATERS\$42.95 ea.
Same as worn by NFL coaches on the sidelines during NFL games. Acrylic/wool-blend, machine washable.
Adult sizes: S M L XL
 RAMS COWBOYS SEAHAWKS STEELERS
 49ers PACKERS REDSKINS GIANTS
 BEARS RAIDERS DOLPHINS JETS

D. NFL REPLICA JERSEYS\$19.95 ea.
RAWLINGS V-Neck jersey has 1/4 length sleeves with sewn on sleeve striping as teams wear. Screened player number pre-printed on front and back with team name on front. All teams in stock.
Adult sizes: S M L XL XXL \$24.95

E. SWEATSHIRTS.....\$19.95 ea.
50/50 poly/cotton sweatshirts are in stock for all NFL and MLB teams.
Adult sizes: S M L XL XXL XXXL \$28.95
T-SHIRTS in stock for all * FOOTBALL * BASEBALL HOCKEY & BASKETBALL teams. \$10.95 each.
Adult sizes: S M L XL * (XXL XXXL \$14.95)

F. NFL COACHES GAME SHIRT\$26.95 ea.
Same shirt as NFL coaches wear on the sidelines. 50/50 poly/cotton polo shirt with knit collar, short sleeves, slit sideseams and longer tail.
Sizes: S M L XL in stock for:
 PACKERS STEELERS RAIDERS BEARS JETS
 BRONCOS DOLPHINS GIANTS COWBOYS 49ers
 VIKINGS REDSKINS BROWNS SEAHAWKS

G. NFL CAPS
"THE PRO" cap is 100% wool. \$16.00 ea.
CORDUROY cap, \$12.95 ea. MESH cap, \$10.00 ea.
All caps have team name embroidered into front. One size fits all with adjustable back.
ALL TEAMS IN STOCK.

H. EMBROIDERED SWEATSHIRT\$59.95 ea.
Rugged STARTER heavyweight hooded sweatshirt has full chest embroidery. Same as worn in practice and on sidelines.
Adult sizes: S M L XL
 49ers JETS RAIDERS VIKINGS DOLPHINS
 BEARS GIANTS COWBOYS PACKERS REDSKINS

J. AUTHENTIC GAME HELMET by Riddell. \$189.95
All teams available. One size (large) only.

K. TEAM PENNANTS \$3.00 ea. All teams in stock!
BASEBALL - FOOTBALL - BASKETBALL - HOCKEY

NFL BEACH TOWEL Large 30" x 60", \$24.95. All teams in stock. Full color, 100% cotton terry.

STADIUM BLANKET \$34.95. Any team! 40" x 60". Warm fur-like acrylic blend, machine washable.


CHRISTMAS ORNAMENT \$5.95 Unbreakable satin-wrapped ornaments in stock for all teams.

**MANNY'S®
BASEBALL LAND**
340 MAIN STREET, Dept. SNF88
HACKENSACK, NJ 07601

To order by credit card, phone:
1-800-MANNYS-1 (\$15.00 minimum)
For information & in N.J. phone:
1-201-488-0154 between 10A.M.-5P.M.

- * MONEY BACK GUARANTEE!
- Send \$2 for full catalog—FREE WITH ANY ORDER!
- * 1-3 week delivery on most orders (4-5 weeks on personal checks).
- * WE MATCH ANY ADVERTISED PRICE!
- * Use this form or one of your own.

| ITEM | SIZE | TEAM | QTY | PRICE | TOTAL |
|----------------|------|------|-----|-------|--------|
| | | | | | |
| | | | | | |
| | | | | | |
| Sub total | | | | | |
| Postage | | | | | \$3.95 |
| Total enclosed | | | | | |



- Check Money Order
- Credit Card VISA MC AE

Mail your order to:
MANNY'S BASEBALL LAND
340 MAIN STREET, Dept. SNF88
HACKENSACK, NJ 07601

Name _____
Address _____
City _____ State _____ Zip _____
Signature _____
Exp. Date _____

Credit Card No. _____



Dan Marino

**THE OFFICIAL SHOE OF
THE OTHER GUY IN MIAMI WHO KEEPS EVERYONE
GLUED TO THEIR T.V. SETS.**