



Minnesota Vikings

Media Guide
1979

Ahmad Rashad
1979 Pro Bowl MVP

ANOTHER... **FOOTBALL FORDNOTE***

OFFENSIVE COACH
JERRY BURNS
HAS A WARM SPOT
IN HIS HEART FOR
THE UNIVERSITY
OF HAWAII AND A
'32 FORD V-8 WITH
A RUMBLE SEAT.

"IT WAS 1952, HAWAII
WAS MY FIRST
COACHING JOB. I HAD

**SOME GOOD
TIMES WITH THAT FORD.
TODAY I DRIVE AN**

**LTD
WAGON."**



*LITTLE KNOWN FACTS ABOUT
FOOTBALL AND FORDS PRESENTED
BY THE NORTHLAND FORD DEALERS.



More publications available at:

www.retroseasons.com/library/

TABLE OF CONTENTS

Administration—	
Max Winter, President	4
Mike Lynn, Vice President-General Manager	5
Harley Peterson, Coordinator—Administration	6
Jerry Reichow, Coordinator—Football Operations	6
Frank Gilliam, Director of Player Personnel	6
Ralph Kohl, Head Scout	6
Alumni, 1961-78	48
Attendance, 1961-78	77
Biographies—	
1979 Veterans	12
1979 Draftees	36
1979 Newcomers and Free Agents	39
Board of Directors	7
Coaching Staff—	
Bud Grant, Head Coach	9
Defensive Coaches	10
Offensive Coaches	9
All-Time Coaching Roster	61
Directory of Club Personnel	2
Honors Won by Vikings	64
Hotels	22
Media Information	84
Opponents, 1979	51
Roster Origin	50
Roster, 1979	42-43
Records Section—	
Viking Individual	69
Viking Team Season	68
Viking Team Single Game	67
Schedules—	
Vikings, 1979	Back Cover
AFC, 1979	82
NFC, 1979	79
Post-Season Dates & Sites	32
Scores—	
AFC, 1978	53
NFC, 1978	52
Vikings, Pre-Season, 1961-78	72
Vikings, Regular Season, 1961-78	73
Vikings, Post-Season	19
Standings—	
Vikings vs. All Opponents	61
NFL, 1978	79
Statistics—	
Vikings Individual, 1978	66
Vikings Team, 1978	67
Vikings Leaders Year-By-Year	71
NFL Leaders, 1978	78
Summary, 1978 Vikings Season	54
Vikings Facts	3

DIRECTORY OF CLUB PERSONNEL

Office Address — 7110 France Avenue South, Edina, Minnesota 55435

Telephone — General Office (612) 920-4805

Ticket Office (612) 920-3890

BOARD OF DIRECTORS

President	Max Winter
Vice President	Mike Lynn
Secretary	Jack Steele
Treasurer	John Skoglund
General Counsel	Sheldon Kaplan

ADMINISTRATION

President	Max Winter
General Manager	Mike Lynn
Secretary to Max Winter, Mike Lynn	Rosalind Sorenson
Receptionist	June Donald
Coordinator-Administration	Harley Peterson
Secretary	Elsie Canning
Coordinator-Football Operations	Jerry Reichow
Player Personnel Director	Frank Gilliam
Head Scout	Ralph Kohl
Player Personnel Secretary	Patti Crowe
Ticket Manager	Harry Randolph
Ticket Office	Harriet McCloskey
.....	Gary Christenson
.....	Kirsten Lindberg
Equipment Manager	Jim Eason
Assistant Equipment Manager	Tim Zappia
Trainer	Fred Zamberletti
Team Physician	Dr. Donald Lannin
Director of Public Relations	Merrill Swanson
Director of Communications	Jeff Diamond
Advertising Coordinator	Carolyn Reichow
Public Relations Secretaries	Nava Chiappetti
.....	Patti DeMay
Film Director	Dan Louis

COACHING STAFF

Head Coach	Bud Grant
Offensive Coach	Jerry Burns
Defensive Coach	Bob Hollway
Offensive Line Coach	John Michels
Offensive Backfield Coach	Bus Mertes
Receiver Coach	Les Steckel
Defensive Backfield Coach	Jim Carr
Defensive Line Coach	Murray Warmath
Linebacker Coach	Floyd Reese
Coaching Office Secretary	Cathy MacMullan

VIKINGS FACTS

Name — Minnesota Vikings (nickname due to historical ties believed to exist between original Vikings and the area as well as Nordic and Scandinavian ancestry of many area residents).

Franchise Granted — January, 1960

First Season — 1961

Team Colors — Purple and White with Gold trim

Uniforms — Home: Purple helmets with white Vikings horns; purple jerseys with white numerals edged in gold; white pants with purple and gold stripe; purple knee stockings.

Uniforms — Road: Same helmet and pants as at home; white jerseys with purple numerals and purple and gold shoulder stripes; purple knee stockings.

Home Field — Metropolitan Stadium, Bloomington (capacity 48,446).

Affiliation — National Football League, National Football Conference, Central

Division.

Championships — Central Division 1968, 69, 70, 71, 73, 74, 75, 76, 77, 78
NFL Western Division 1969
National Football League 1969
National Football Conference 1973, 74, 76

General Managers — Bert E. Rose, Jr. 1961-1964; James E. Finks 1964-1974; Michael E. Lynn 1975-present.

Coaches — Norm Van Brocklin 1961-1966; Bud Grant 1967-present.

Club Record — 144 victories, 101 losses, 9 ties (18 seasons).



MAX WINTER

President



"The foundation has to be strong. Crumble at the base and the team will reflect the weakness on the field."

Vikings President Max Winter has lived by these words during his 20 years at the forefront of the Minnesota Vikings operation. And with Winter at the helm, since the inception of the club two decades ago, the Vikings traditionally have had one of the NFL's strongest foundations with effective ownership and management. Success starts at the top and Max Winter has long been a man of success.

Winter brought the first big league team to the Twin Cities, building the Minneapolis Lakers into one of the most solid and successful franchises in sports history, winning five NBA championships in seven years (from 1947-1954).

It was when he still was president and general manager of the Lakers, in 1955, that Winter saw an NFL game in Chicago. He followed up almost immediately, writing to the NFL for a franchise in Minnesota. And he kept at it, with the same persistence that made him successful as owner of the Lakers, as a promoter of special events such as the Harlem Globetrotters and the Auto Show and as a businessman of varied interests. He continued to write letters to NFL owners and the commissioner and he attended league meetings regularly.

Finally, it came to pass. In 1960, a franchise was awarded to Winter for the 1961 season. At that time, he added four other Minnesotans as co-owners — H.P. Skoglund, Bill Boyer, Bernard Ridder, Jr. and Ole Haugrud. And thus, twenty years ago, a new vista opened for Max Winter, but still in the area of sports that he had enjoyed for so many years.

Winter was born in the Austrian village of Mahrishostrau and was a gymnast and ice skater as a youth. His family emigrated to the United States in 1913 and settled in Minneapolis.

Max attended North High School in Minneapolis, graduating in 1922 after playing football and captaining the basketball team. His basketball talents won him a scholarship at Hamline University in St. Paul.

From college he went on to a number of business endeavors including his work for the Globetrotters and the Auto Show and then graduated to the Lakers.

One of the players he signed for the team was a University of Minnesota all-around athlete named Bud Grant.

"That was in 1949," Winter said. "It was Bud's first job in pro sports. He also was my No. 1 choice for the first coach of the Vikings but at that time he wanted to stay with Winnipeg. And Bud certainly was my No. 1 choice in 1967, when we finally hired him."

Winter's Lakers won world championships the two years Grant was with the team (before moving to the NFL). And the Winter-Grant Viking alliance hasn't done badly, either — the team has become a playoff regular (with a record six consecutive division titles and 10 in the last 11 years) and the organization is recognized as one of the best-run franchises in the NFL.

Winter and his wife, Helen, have three daughters, Mrs. Sue Diamond, Mrs. Nancy Ditlove and Mrs. Diane Cohen, and nine grandchildren.

MIKE LYNN

Vice President-General Manager



Mike Lynn became general manager of the Vikings in 1975 after a year with the club. Typical of the job, his duties are multi-faceted as he coordinates all of the various activities and departments of the Vikings football organization. And beyond his duties as general manager, Lynn serves as Vice President of the Vikings and is the first employee to ever be appointed to the Board of Directors.

Lynn joined the Vikings during one of pro football's most unsettled periods — with no collective bargaining agreement — and helped the club weather that storm without any loss of the stability that has characterized the organization.

It was also during that time that the stadium issue reached the Legislature for the first time and Lynn channeled a large portion of his energies into the effort to get a new stadium for Minnesota.

Lynn is involved in all phases of the Vikings operation, including scouting, working with the draft, trades, etc. He is now going into his sixth season with the Vikings and in the previous five years, the Vikings have won the Central Division title each year and have gone to two Super Bowls.

Mike Lynn's involvement with the National Football League started in 1965 when he formed a group that sought an NFL franchise for Memphis, Tenn. He formed a group to make the purchase, the newly constructed stadium was ready and he was to serve as either president or managing general partner.

But Memphis chose instead to cast its lot with the World Football League and Lynn was hired as assistant to Vikings president Max Winter from among 50 applicants.

Lynn was born in Scranton, Pa. on May 18, 1936. At age 17, while attending Morris Hills Regional High School in New Jersey, Lynn became the youngest manager of a theater in the history of the Walter Reade chain of theaters. He spent three years with the Army Security Agency — one year in Korea — and ran a chain of movie theaters in Delaware and Maryland after he was discharged.

In 1963, at the age of 27, Lynn became general manager of a department store in East St. Louis — becoming, according to a national trade publication, the youngest man of that title working for a store that did over \$10 million of business annually. In 1964 he became a group executive of Dixiemart-Corondolet in Memphis, a chain of stores that did \$50 million in business annually.

In 1965 Memphis completed a 50,000-seat stadium and Mike Lynn first became interested in an NFL franchise. That interest culminated in Mid-South Sports, Inc., which sponsored eight NFL pre-season games, including a Vikings-St. Louis game in 1969. He founded the Chamber of Commerce Sports Committee and was chairman of the Mayor's NFL Committee, representing the city and the state in all negotiations with the NFL. At the same time, he served as chief executive officer of the Memphis ABA team.

Lynn attended Pace University in New York City and is married and the father of four children — Louisa, 15, Robert, 14, Michael IV, 10, and Lucia, 2. His wife, Jorja, is the former Miss Hospitality for the state of Mississippi. The family, including his mother, live on Lake Minnetonka, in a Minneapolis suburb.



H. Peterson



J. Reichow



F. Gilliam



R. Kohl

HARLEY PETERSON — Coordinator-Administration

Harley Peterson joined the Vikings as business manager in 1970, holding that title until being named coordinator-administration in 1975.

He was born and raised in Mankato, Mn. and has a degree in business administration from Mankato State College — where he lettered in baseball as a shortstop. After graduating from college, Peterson joined Arthur Andersen & Co., an accounting firm, and was with the organization from 1960 to 1970 with the exception of two years spent in the Army. He was tax manager at Arthur Andersen at the time he left to join the Vikings.

Harley and his wife, Barb, have two children — Wendy and Tom.

JERRY REICHOW — Coordinator-Football Operations

Jerry Reichow was director of player personnel for the Vikings for nine years until being named coordinator-football operations in 1975.

Reichow was an All-Big Ten quarterback at Iowa and started his pro football career at Detroit. He played on the Philadelphia Eagles' 1960 championship team, quarterbacked by Norm Van Brocklin. When Van Brocklin became Viking coach in 1961, he engineered a trade that brought Reichow to the Vikings. Reichow played wide receiver and tight end for the Vikings from 1961 until his retirement as a player in 1964. He holds the Vikings record for touchdown pass receptions in a season (11 in 1961) and led the club in receptions in 1961 and 1962.

Reichow is a native of Decorah, Iowa. He is married to the former Carolyn Verret and has three children — Alan, Lori and Jimmie.

FRANK GILLIAM — Director of Player Personnel

Frank Gilliam joined the Vikings in 1970 as scouting director and was named director of player personnel in 1975.

Gilliam played college football at Iowa, where he was a teammate of Jerry Reichow's and an All-Big Ten end in 1956. He played pro football with Winnipeg and Vancouver of the Canadian Football League and was an assistant coach at Iowa from 1966-1970. Gilliam's brother, Joe, is assistant head coach at Tennessee State.

He is a native of Steubenville, Ohio. Frank and his wife, Velma, have three children — Frank Jr., Gayle and Michelle.

RALPH KOHL — Head Scout

Ralph Kohl joined the Vikings in 1978 as head scout after working for the Blesto-IX scouting combine for the past 14 years.

Kohl first worked as an area scout for Blesto (the combine of which the Vikings are members). He then moved up to regional scout and finally national scout, with the job of grading the top college players in the country.

Kohl played on two national championship teams at Michigan in the late 1940s and signed with the Baltimore Colts before suffering a knee injury that ended his career. He coached in high school and college before becoming head coach at Eastern Illinois and then moving on to Blesto.

Ralph and his wife, Dorothy, have one daughter — Jackie.

THE DIRECTORS



Max Winter



Mike Lynn

The Board of Directors of the Minnesota Vikings is made up of Max Winter, Mike Lynn, John Skoglund, Jack Steele and Sheldon Kaplan.

Max Winter, Vikings President, has been with the team from its inception. He is also chairman of the board of his own business, Viking Enterprises.

Mike Lynn, General Manager since 1975, is Vice President and the first Viking employee ever named to the Board.

John Skoglund, Treasurer, is in investments and resides in Florida.

Jack Steele, Secretary, is President of Bill Boyer Ford and represents the estate of his father-in-law, the late Bill Boyer.

Sheldon Kaplan is the Vikings' General Counsel and is a partner in the law firm of Maslon, Kaplan, Edelman, Borman, Brand and McNulty.



John Skoglund



Jack Steele



Sheldon Kaplan

BUD GRANT

Head Coach



In the 12 years since Bud Grant joined the Minnesota Vikings in 1967, his teams have compiled a regular-season record of 115-50-5. The Vikings have won a record six consecutive NFC Central Division championships, 10 division titles in the last 11 years, one NFL championship (1969) and three NFC titles (1973, 1974 and 1976). The Vikings have appeared in four Super Bowls with Grant as coach.

As he entered the 1979 NFL season, Grant ranked second in pro career coaching victories with 246 wins (217 regular season and 29 post-season) in 22 years. That total is behind only George Halas (326 wins) and gives Grant more professional wins than any other head coach active in pro football today.

In terms of NFL career victories, Grant (124-61-5 in regular and post-season) stands ninth on the all-time list and third among active coaches — behind only Don Shula of Miami and Tom Landry of Dallas (both with 177 wins). Among those coaches with at least 100 NFL wins, Grant's .691 regular season victory percentage ranks fourth all-time and second among active coaches (behind only Shula's .741). Grant's six consecutive division titles is a record for an NFL coach and his 12 years with the Vikings rank second to Landry (19 years with Dallas) among active coaches in terms of length of service with their current club.

Grant's coaching career began in 1957, when, at age 29, he jumped directly from the player ranks to the head coaching job with the Winnipeg Blue Bombers of the CFL. He had been the Blue Bombers' top pass receiver and also a starting cornerback. During four CFL seasons, he caught 216 passes and led the league in receptions three times. He also holds the league record of five interceptions in one game.

During his 10 years of coaching at Winnipeg, Grant's team had a regular-season record of 102-56-2 and a playoff record of 20-10-1. He was the first pro coach to win 100 regular-season games in his first 10 years and his teams won six Western Conference titles and four Grey Cup championships.

Grant's pro football career began in the NFL with the Philadelphia Eagles in 1951, but not until after the all-around athlete had spent two years in the National Basketball Association.

A native of Superior, Wis. and the son of a semi-pro baseball player, Harry Peter (Bud) Grant Jr. won nine varsity letters at the University of Minnesota from 1946-1949. Included were four letters in football (an All-big Ten end twice), three in basketball and two in baseball. He went to Minnesota after a year in the Navy at Great Lakes Naval Training Center where he played football under Paul Brown and basketball under Weeb Ewbank.

In 1949, current Vikings President Max Winter (then President of the Minneapolis Lakers) signed Grant to play basketball in the NBA. But after two seasons, in which the Lakers won world championships, the 6-3 Grant signed with the Eagles, who had drafted him No. 1 in 1950.

Grant started at defensive end as a rookie and then moved to offense in his second season. He was the second-ranking receiver in the NFL in 1952 with 57 catches. Grant moved to Winnipeg in 1953 after experiencing contractual difficulties with the Eagles.

Grant is an avid hunter, fisherman and naturalist who spends as much free time as possible with his family at their lake home in northern Wisconsin. Bud and his wife Pat have six children and the family makes its home in Bloomington.

OFFENSIVE COACHES



Jerry Burns



Bus Mertes



John Michels



Les Steckel

JERRY BURNS — OFFENSE

Joined Viking staff in 1968 . . . Played college football at University of Michigan, 1947-51 . . . Coached at University of Hawaii, 1951; Whittier College, 1952; St. Mary's of Redord High School in Detroit, 1953; assistant coach at University of Iowa, 1954-60, and head coach University of Iowa, 1961-65 . . . Assistant coach with the Green Bay Packers, 1966-67. Born January 24, 1927, at Detroit, Mich. . . . Jerry and his wife, Marlyn, have five children.

BUS MERTEES — OFFENSIVE BACKS

Joined Viking staff in 1967 . . . Played college football at University of Iowa, 1939-41, and with Iowa Seahawks Naval Preflight, 1942-44 . . . Played professional football with Chicago Cardinals, 1945; Los Angeles Dons, 1946; Baltimore Colts, 1947-48; and New York Giants, 1949-50 . . . Head Coach at Bradley University 1951-52; Head Coach at Kansas State, 1953-59; Head Coach at Drake, 1960-64 . . . Coached with Denver Broncos of AFL 1965-66 . . . Born October 6, 1923, at Chicago, Ill. . . . Bus and his wife, Pauline, have five children.

JOHN MICHELS — OFFENSIVE LINE

Joined Viking staff in 1967 . . . Played college football at University of Tennessee, 1949-53 . . . Played professional football with Philadelphia, NFL, 1953 and 1956 and Winnipeg, CFL, 1957 . . . Coached at Texas A&M, 1958 and with Winnipeg (under Bud Grant), 1959-66 . . . Born February 15, 1931, at Philadelphia, Pa. . . . John and his wife, Ann, have four children.

LES STECKEL — RECEIVERS

Joined Vikings in 1979 . . . Played college football for Kansas 1964-67 and with Quantico Marines 1970-71 . . . Coached college football at Colorado 1972-76, Naval Academy 1977 . . . Coached professional football with San Francisco 49ers 1978 . . . Served with Marine Corps in Viet Nam 1969-70 and is a former national Golden Gloves boxing champion . . . Born July 1, 1946 in Whitehall, Pa. . . . Les and his wife, Christine, have one child.

DEFENSIVE COACHES



Bob Hollway



Jim Carr



Floyd Reese



Murray Warmath

BOB HOLLWAY — DEFENSE

Returned to the Viking staff prior to the 1978 season . . . Played college football at University of Michigan 1946-49 . . . Coached at University of Maine 1951-53; Eastern Michigan 1953-54; University of Michigan 1954-65; defensive coach with Vikings 1967-70; head coach for St. Louis Cardinals 1971-72; assistant coach with Detroit Lions 1973-74, San Francisco 49ers 1975, defensive coordinator with Seattle Seahawks 1976-77. Born January 29, 1926, at Ann Arbor, Mich. . . . Bob and his wife, Colleen, have six children.

JIM CARR — DEFENSIVE BACKS

Rejoined Viking staff in 1978 after previously being with the club from 1966-68 . . . Played college football at Morris Harvey . . . Played professional football with Chicago Cardinals 1955-57, Montreal Alouettes 1958, Philadelphia Eagles 1959-63, Washington Redskins 1964-65 . . . Coached with Vikings 1966-68, Chicago Bears 1969, Philadelphia Eagles 1970-72, Chicago Bears 1973-74, Detroit Lions 1975-76, Buffalo Bills 1977 and San Francisco 49ers 1978 . . . Born March 25, 1933 at Kayford, W.Va. . . . Jim and his wife, Lila Lee, have two children.

FLOYD REESE — LINEBACKERS

Joined Viking staff in 1979 . . . Played college football at UCLA 1966-69 . . . Played professional football with Montreal Alouettes for one season . . . Coached at Liberty Union High School (Brentwood, Calif.) 1970, Coached college football at UCLA 1970-73, Georgia Tech 1974 . . . Coached professional football with Detroit 1974-77 and San Francisco 49ers 1978 . . . Born August 8, 1948 at Springfield, Mo. . . . Floyd and his wife, Sally, have one child.

MURRAY WARMATH — DEFENSIVE LINE

Joined Viking Staff in 1978 . . . Played college football at University of Tennessee 1930-34 . . . Coached at Tennessee 1935-38; Mississippi State 1939-42; Tennessee 1946-48; West Point 1949-51; head coach at Mississippi State 1952-53; head coach at University of Minnesota 1954-71. Assistant to athletic director at Minnesota 1972-78. Born December 26, 1912, at Humboldt, Tenn. . . . Murray and his wife, Mary Louise, have three children.



THE VETERANS

ALLEN, NATE (25)
Cornerback

Texas Southern
Ht: 5-11, Wt: 175

Born: 5-13-48
9th Year (T-76)



PRO: Has played in every game — regular season and post-season — for the Vikings the last two years as a backup cornerback and kicking teams player. Started the Vikings on their kick-blocking spree in 1976. Was acquired from San Francisco for a sixth-round draft choice during training camp in 1976 and became a starter for the injured Bobby Bryant. Started most of that season before twisting his ankle and losing the starting job to Bryant. Originally drafted on the 11th round by Kansas City in 1971 and became a

starter in 1973. Was acquired by the 49ers in 1975.

COLLEGE: Named All-Southwestern Athletic Conference and All-American at Texas Southern in 1970. Was named his team's most valuable defensive back in 1969 and 1970.

PERSONAL: Born in Georgetown, S.C., and lived in Apple Valley, Minn., in the off-season. He is single.

NATE ALLEN CAREER STATISTICS INTERCEPTIONS

Yr	No	Yds	Avg	LG	TD
*1971	0	0	0.0	0	0
*1972	1	4	4.0	4	0
*1973	1	8	8.0	8	0
*1974	1	52	52.0	52	0
#1975	1	37	37.0	37	1
1976	3	44	14.7	30	0
1977	1	0	—	—	0
1978	0	—	—	—	—
Totals	8	145	18.1	52	1

*With Kansas City

#With San Francisco

GAMES: 1971 (4), 1972 (14), 1973 (14), 1974 (12), 1975 (14), 1976 (12), 1977 (14), 1978 (16)

BLAIR, MATT (59)
Linebacker

Iowa State
Ht: 6-5, Wt: 230

Born: 9-20-50
6th Year (D2-74)



PRO: Became a starter at left outside linebacker in 1976 and hasn't missed a game since joining the Vikings in 1974. Ranked second on the team in tackles in 1978 with 136, plus 40 assists. Also had four quarterback sacks, two opponents' fumbles recovered, one blocked conversion and three interceptions. Scored a touchdown on a fumble return against Chicago. Played in the Pro Bowl for the second straight year. In addition to his duties as a starting linebacker, plays on most of the kicking teams.

COLLEGE: Started at Northeastern Oklahoma Junior College and transferred to Iowa State, where he was captain as a senior and was named defensive MVP in the 1971 Sun Bowl. Has a degree in education and credits toward his master's degree.

PERSONAL: Born in Honolulu, Hawaii, and lived in Lakeville, Minn., during the off-season. Is studying photography, which he began as a hobby and has blossomed into a business. Was a member of the NFL's USO tour of military bases last spring. He is single.

MATT BLAIR CAREER STATISTICS

Yr	INTERCEPTIONS				
	No	Yds	Avg	LG	TD
1974	1	-3	-3	-3	0
1975	1	18	18.0	18	0
1976	2	25	12.5	20	0
1977	1	18	18.0	18	0
1978	3	28	9.3	20	0
Totals	8	86	10.8	20	0

GAMES: 1974 (14), 1975 (14), 1976 (14), 1977 (14), 1978 (16)

BRYANT, BOBBY (20)
Cornerback

South Carolina
Ht: 6-0, Wt: 175

Born: 1-24-44
12th Year (D7-67)



PRO: Had seven interceptions last year, leading the Vikings in that category for the fourth time — a record he shares with Ed Sharockman. His seven interceptions tied for sixth in the NFL in 1978. Best year was in 1969 when he intercepted eight — a total which ranks second only to Paul Krause's 10 in 1975. Has started every game the past two seasons after having a history of injuries earlier in his career. Had 66 tackles and six assists last season. Has scored four touchdowns in his career — three on interception returns and one on the return of a blocked field goal.

COLLEGE: All-Conference as a football cornerback and as a left-handed pitcher in baseball at South Carolina. Set school records for kick returns in football and strikeouts in baseball. Has a degree in business management.

PERSONAL: Native of Macon, Ga., and lives in Eden Prairie, Minn. Worked in the off-season as manager of the touring basketball team made up of present and former Vikings. Bobby and his wife, Stephanie, have one daughter.

BOBBY BRYANT CAREER STATISTICS

Yr	K.O. RET					PUNT RET					INTERCEPTIONS				
	No	Yds	Avg	LG	TD	No	Yds	Avg	LG	TD	No	Yds	Avg	LG	TD
1968	18	383	21.2	35	0	10	49	4.9	15	0	2	60	30.0	51	1
1969	—	—	—	—	—	2	9	4.5	9	0	8	97	12.1	56	0
1970	—	—	—	—	—	—	—	—	—	—	3	40	13.3	39	1
1971	1	23	23.0	23	0	2	26	13.0	17	0	3	51	17.0	19	0
1972	2	41	20.5	22	0	10	48	4.8	10	0	4	82	20.5	34	0
1973	—	—	—	—	—	25	140	5.6	16	0	7	105	15.0	46	1
1974	—	—	—	—	—	—	—	—	—	—	—	—	—	—	—
1975	—	—	—	—	—	19	125	6.6	16	0	6	111	16.5	41	0
1976	—	—	—	—	—	—	—	—	—	—	2	30	15.0	25	0
1977	—	—	—	—	—	—	—	—	—	—	4	44	11.0	41	0
1978	—	—	—	—	—	—	—	—	—	—	7	69	9.9	23	0
Totals	21	447	21.3	35	0	68	397	5.8	17	0	46	689	15.0	56	3

GAMES: 1968 (14), 1969 (10), 1970 (11), 1971 (13), 1972 (14), 1973 (14), 1974 (1), 1975 (14), 1976 (12), 1977 (14), 1978 (16)

COLEMAN, GREG (8)
Punter

Florida A & M
Ht: 6-0, Wt: 178

Born: 9-9-54
3rd Year (FA-78)



PRO: Was signed by the Vikings as a free agent after seven games of the regular season in 1978. Punted for a 39-yard average in his nine regular-season games and had 12 kicks that went out of bounds or were downed inside the 20. His punting average ranked seventh in the NFC last season. Was waived by Cleveland in the pre-season in 1978. Led the AFC for Browns in inside-20 kicks in 1977 with 23, the third highest total in the NFL that year. In his first game as a pro, averaged 47.6 yards. Was a 14th-round draft choice at Cincinnati in 1976. Good bad-weather punter.

COLLEGE: Handled both punting and place kicking at Florida A & M. Has a criminal justice degree in sociology. Earned four letters as a high school hurdler at William Raines in Jacksonville.

PERSONAL: Native of Jacksonville, Fla., and lived there in the off-season, working in the TV broadcasting business and substitute teaching. Greg and his wife, Eleanor, have one daughter — Cara Jennine (2-15-79).

GREG COLEMAN CAREER STATISTICS

PUNTING

Yr	No	Yds	Avg	In 20	Long
1977	61	2389	39.2	23	58
1978	51	1991	39.0	12	59
Totals	112	4380	39.1	35	59

GAMES: 1977 (14), 1978 (9)

CRAIG, STEVE (84)
Tight End

Northwestern
Ht: 6-3, Wt: 230

Born: 3-13-51
6th Year (D3-74)



PRO: Has not missed a game in his pro career, adding 16 games to his total in 1978 — almost exclusively on kicking teams and in special offensive situations. Blocked a punt last season, giving him three in his career. The blocked punt in 1978 came against Tampa Bay, resulting in Fred McNeill's 16-yard scoring run with the loose ball.

COLLEGE: Ranked third in career receptions at Northwestern. Was a teammate of former Viking Jim Lash at Garfield High School in Akron, Ohio, and at Northwestern. Has a degree in radio-TV-editorial journalism and also a Master's of Science.

PERSONAL: Native of Akron and lived in Burnsville, Minn., in the off-season. He is single.

STEVE CRAIG CAREER STATISTICS

RECEIVING

Yr	No	Yds	Avg	LG	TD
1974	4	26	6.5	10t	1
1975	6	68	11.3	17	0
1976	3	33	11.0	17	0
1977	1	14	14.0	14	0
1978	4	31	7.8	9	0
Totals	18	172	9.6	17	1

GAMES: 1974 (14), 1975 (14), 1976 (14), 1977 (14), 1978 (16)

DANMEIER, RICK (7)
Kicker

Sioux Falls
Ht: 6-0, Wt: 183

Born: 4-8-52
2nd Year (FA-77)



PRO: Missed only one conversion last season and made 12 of 19 field goal attempts — ranking eighth in the NFC in percentage. Was eight of 11 from inside the 40. Made four consecutive field goals against Denver, including a 47-yarder in overtime to win the game. Clinched his job when he made a 43-yarder in the rain against Buffalo in the final pre-season game, giving the Vikings a 30-27 victory. Was signed by the Vikings as a free agent in October 1977 and played against Los Angeles before being put on the injured reserve list. Had tryouts with Atlanta in 1974, the Vikings in 1975 and the Bears in 1976 before signing with Minnesota.

COLLEGE: Was All-Conference at Sioux Falls, where he won four letters. Also attended Lakewood Junior College. Major was physical education.

PERSONAL: Native of White Bear Lake, Minn., and graduated from White Bear Lake High School. Lived in Edina, Minn., in the off-season. Has worked in health clubs in the off-season. Married, wife's name is Syd.

RICK DANMEIER CAREER STATISTICS

Yr	FG	FG Pct	PAT	TP
1978	12/19	.632	36/37	72

GAMES: 1978 (16)

ELLER, CARL (81)
Defensive End

Minnesota
Ht: 6-6, Wt: 245

Born: 2-25-42
16th Year (D1-64)



PRO: Was the leader among defensive linemen with 56 unassisted tackles in 1978 and ranked second in quarterback sacks with five. Also recovered three opponents' fumbles. Missed the opening game when he reported late and another with a broken thumb and, because of those problems, started only seven games in 1978. Was reunited with Murray Warmath, who coached him at the University and joined the Vikings as defensive line coach in 1978. Eller has been named All-Pro five times and has played in six Pro Bowl games.

COLLEGE: Was a two-way starter at Minnesota, as an offensive and defensive tackle. Was a three-year regular and was named All-American.

PERSONAL: Native of Winston-Salem, N.C., and lives in Minneapolis, where he operates a liquor store and is planning to open a restaurant. Carl is active in community affairs and is single.

GAMES: 1964 (14), 1965 (14), 1966 (14), 1967 (14), 1968 (14), 1969 (14), 1970 (14), 1971 (14), 1972 (14), 1973 (14), 1974 (14), 1975 (14), 1976 (13), 1977 (14), 1978 (14)

ROSTER CUTDOWN DATES

Aug. 14 — to 60 players.

Aug. 21 — to 50 players.

Aug. 27 — to 45 players.

NOTE: All waivers requested during the period of July through December shall be no-recall.

FOREMAN, CHUCK (44)
Running Back

Miami (Fla.)
Ht: 6-2, Wt: 210

Born: 10-26-50
7th Year (D1-73)



PRO: A knee injury suffered against the Bears in game four caused Foreman to miss two games and limited his effectiveness in 1978. As a result he fell below 1,000 yards for the first time in four seasons. His best day rushing was 122 yards gained in the season opener at New Orleans. He also gained 101 yards against Dallas for the 17th 100-yard day of his career. Foreman holds the club career record of most pass receptions (317) and is tied with Bill Brown for most touchdowns (73) and most touchdowns rushing (50). He also is closing in on Brown's career rushing yardage total. Despite his injury problems last season, Foreman ranked eighth in the NFC in rushing and fifth in pass receiving (tied for seventh in the NFL). Has played in five Pro Bowls.

COLLEGE: Played wide receiver and running back his last two years in college. Caught 56 passes for 732 yards and rushed for 1,631 yards in his career. Was offensive MVP in the Senior Bowl and North-South games, as a running back.

PERSONAL: Native of Frederick, Md., and lived in Miami in the off-season. Is involved in a number of businesses, including a chain of Nautilus centers. He is single.

CHUCK FOREMAN CAREER STATISTICS

Yr	Att	RUSHING				RECEIVING				
		Yds	Avg	Lg	TD	No	Yds	Avg	LG	TD
1973	182	801	4.4	50t	4	37	362	9.8	46	2
1974	199	777	3.9	32	9	53	586	11.1	66t	6
1975	280	1070	3.8	31t	13	73	691	9.5	33	9
1976	278	1155	4.2	46	13	55	567	10.3	41t	1
1977	270	1112	4.1	51	6	38	308	8.1	31t	3
1978	237	749	3.2	21	5	61	396	6.5	20	2
Totals	1446	5664	3.9	51	50	317	2910	9.2	66t	23

GAMES: 1973 (12), 1974 (13), 1975 (14), 1976 (14), 1977 (14), 1978 (14)

GOODRUM, CHARLES (68)
Guard

Florida A & M
Ht: 6-3, Wt: 256

Born: 1-11-50
7th Year (D9-72)



PRO: Started every game last season and hasn't missed a start in four years. Became a starter at left guard in 1976 after being moved over from tackle — where he was a part-time starter with Steve Riley in 1975. Began his Viking career as a guard. Versatile performer — can play guard and tackle on either side of the line.

COLLEGE: Four-year letterman at Florida A & M. Twice was named all-conference as a tackle and once All-American at Guard. Has a degree in sociology.

PERSONAL: Native of Deland, Fla., and lived in Lakeland, Fla., where he is a partner in Selling Dynamics, Inc., a motivational company. Graduated from Dillard Comprehensive High School, Fort Lauderdale, Fla. Also continued his work with elementary school children in the off-season, helping develop a "positive experience program." Charles and his wife, Paula, have two children — Arella (4-7-77) and Charles Langston (2-5-79).

GAMES: 1973 (10), 1974 (12), 1975 (14), 1976 (14), 1977 (14), 1978 (16)

HAMILTON, WES (61)
Guard

Tulsa
Ht: 6-3, Wt: 255

Born: 4-24-53
4th Year (D3-76)



PRO: Started every game but one at right guard in 1978 after being a part-time starter (six games) in 1977. Hasn't missed a game in the last two years although he was bothered with a hyperextended knee early last season.

COLLEGE: Was named best-blocking lineman at Tulsa in 1974 and 1975. All-Conference both those seasons. Three-year letterman. Has a degree in physical education.

PERSONAL: Born in Texas City, Tex., and graduated from Homewood-Flossmoor (Ill.) High School, where he was Chicago district heavyweight wrestling champion. Wes and his wife, Linda, lived in Burnsville, Minn., in the off-season. They have one son, Benjamin (8-18-77).

GAMES: 1976 (13), 1977 (14), 1978 (16)

HANNON, TOM (45)
Safety

Michigan State
Ht: 5-11, Wt: 193

Born: 3-5-55
3rd Year (D3-77)



PRO: Took over as a starter at free safety in the third regular-season game last year and didn't miss a start after that. Had 114 tackles to rank fourth on the team and second among defensive backs. His two interceptions were his first as a pro and he also recovered two fumbles. Can play either free safety or strong safety — and cornerback in emergency situations.

COLLEGE: Was named All-Big Ten as a junior and senior. Made 68 solo tackles as a senior. Led the Big Ten in punt returns as a sophomore and blocked four punts as a junior. Has a degree in urban planning.

PERSONAL: Native of Massillon, Ohio, and graduated from Massillon Central High School. Lived in Massillon in the off-season and worked for the Urban League, receiving college credits in urban planning. He is single.

TOM HANNON CAREER STATISTICS

	INTERCEPTIONS				
Yr	No	Yds	Avg	LG	TD
1978	2	0	—	—	0

GAMES: 1977 (12), 1978 (16)

HILGENBERG, WALLY (58)
Linebacker

Iowa
Ht: 6-3, Wt: 225

Born: 9-19-42
16th Year (P-68)



PRO: Was a starter from 1968 until 1977, when he moved into a backup role. Played in 15 of the Vikings' 16 games last year, and started one game. Saw a lot of action in four-linebacker defensive setups. Was drafted on the fourth round by Detroit in 1964, traded to Pittsburgh in 1968 and then was purchased by the Vikings. Became a starter in that year.

COLLEGE: Was co-captain at Iowa with Paul Krause when Viking offensive coach Jerry Burns was head coach of the Hawkeyes. Played guard and linebacker, earning All-American honors. Has a degree in psychology.

PERSONAL: Native of Wilton Junction, Iowa, and lives in Prior Lake, Minn. Wally and his wife, Mary, have three children, Angie (12-16-68), Amy (2-24-70) and Eric (1-8-73). He is in the insulation and Fiberglas industry with Vitrofil Corp.

WALLY HILGENBERG CAREER STATISTICS

Yr	No	INTERCEPTIONS			
		Yds	Avg	LG	TD
1970	2	33	16.5	17	0
1971	2	6	6.0	6	0
1972	1	17	17.0	17	1
1973	1	6	6.0	6	0
1974	1	0	0	0	0
1975	1	0	—	—	0
1976	0	0	—	—	0
1977	0	0	—	—	0
1978	0	0	—	—	0
Totals	8	62	7.8	17	2

GAMES: 1964 (14), 1965 (13), 1966 (14), 1968 (14), 1969 (14), 1970 (14), 1971 (14), 1972 (14), 1973 (13), 1974 (13), 1975 (14), 1976 (14), 1977 (11), 1978 (15)

HOLLOWAY, RANDY (75)
Defensive End

Pittsburgh
Ht: 6-5, Wt: 245

Born: 8-26-55
2nd Year (D1-78)



PRO: Was the third defensive lineman drafted on the first round in four years (James White in 1976 and Mark Mullaney in 1975 were the others). Playing in a reserve role, Randy had 27 tackles, two fumble recoveries and two blocked kicks in 1978. Also had two fumble recoveries in the pre-season.

COLLEGE: Consensus All-American at defensive tackle in 1977. Had nine sacks as a senior and made 61 solo tackles. Three-year starter and played in the Senior Bowl. Major was education.

PERSONAL: Native of Sharon, Pa., where he was an all-conference basketball player as well as a tight end and defensive lineman in football. Lived in Edina, Minn., in the off-season. He is single.

GAMES: 1978 (16)

HOUGH, JIM (51)
Center/Guard

Utah State
Ht: 6-2, Wt: 267

Born: 8-4-56
2nd Year (D-4-78)



PRO: Started at center in the pre-season when Mick Tingelhoff was hurt and also got a chance to play guard during the regular season because of injuries — including a start against Los Angeles. Did all the snapping on punts in addition to playing backup guard and center. Will be tried at guard as well as center.

COLLEGE: Played defensive line his first two years in college before switching to offensive guard. Was second-team All-American in 1977 at guard. Snapped on punts and place kicks his last three seasons. Played in the East-West game. Major was health education.

PERSONAL: Born in Lynwood, Calif., graduated from LaMirada, Calif., High School and lived in LaMirada in the off-season. In high school, he also played basketball and threw the shot put. Continued his studies in health and education at Long Beach State in the off-season. He is single.

GAMES: 1978 (15)

JOHNSON, SAMMY (48)
Running Back

North Carolina
Ht: 6-1, Wt: 226

Born: 9-22-52
6th Year (T-76)



PRO: Suffered a broken ankle playing basketball in the spring and was put on the "non-football-injury" list. Was added to the active roster in October and saw action in three games. Was acquired from San Francisco during the 1976 season in exchange for wide receiver Jim Lash. Was drafted on the fourth round by the 49ers in 1974.

COLLEGE: Gained 1,012 yards on 180 carries and scored eight touchdowns as a senior. Won three letters as a running back and was captain as a senior. Also threw the discus in track. Has a degree in psychology.

PERSONAL: Native of Burlington, N.C., and graduated from High Point Central (N.C.) High School, where he was an All-American quarterback. Lived in Chapel Hill, N.C., in the off-season and sold real estate. Sammy and his wife, Linda, have one son — Samuel Jerone (4-8-79).

SAMMY JOHNSON CAREER STATISTICS

Yr	RUSHING				PASS RECEIVING				KICKOFF RETURNS			
	Att	Yds	Avg	TD	PC Yds	Avg	TD	No	Yds	Avg	TD	
*1974	44	327	5.4	2	11	106	9.6	0	2	31	15.5	0
*1975	55	185	3.4	3	23	177	7.7	0	17	400	23.5	0
#1976	41	150	3.7	2	7	74	10.6	0	2	35	17.5	0
1977	55	217	3.9	2	4	21	5.3	0	—	—	—	—
1978	11	41	3.7	0	0	0	—	0	—	—	—	—
Totals	206	830	4.0	9	45	378	8.4	0	21	466	22.2	0

*With San Francisco

#Joined Vikings from S.F. after Sixth game

GAMES: 1974 (14), 1975 (14), 1976 (14), 1977 (14), 1978 (3)

KELLAR, MARK (39)
Running Back

Northern Illinois
Ht: 6-0, Wt: 225

Born: 7-17-52
4th Year (D6-74)



PRO: Has seen action in every game the past two seasons, mostly on kicking teams, although he played some as a reserve running back. Missed most of the 1976 season with a cracked bone in his ankle. Was drafted by the Vikings in 1974 but chose to play in the WFL — with the Chicago Wind/Fire in 1974 and 1975. Was leading the league in touchdowns in 1974 before he broke his leg.

COLLEGE: Three-year letterman at Northern Illinois, where he rushed for 3,750 yards and scored 32 touchdowns. Has a degree in Business administration.

PERSONAL: Native of Chicago, Ill., and lives in Burnsville, Minn. Married, wife's name is Peggy.

POST-SEASON DATES AND SITES

Super Bowl XIV — Jan. 20, 1980, Pasadena, Calif. (Rose Bowl).

Pro Bowl — Jan. 27, 1980, Honolulu, Hawaii.

Super Bowl XV — Jan. 25, 1981, New Orleans, La. (Superdome).

Super Bowl XVI — Jan. 24, 1982, Pontiac, Mich. (Silverdome).

Super Bowl XVII — Jan. 30, Pasadena, Calif. (Rose Bowl).

MARK KELLAR CAREER STATISTICS

Yr	Att	RUSHING				No	RECEIVING			
		Yds	Avg	LG	TD		Yds	Avg	LG	TD
1976	—	—	—	—	—	—	—	—	—	—
1977	7	15	2.1	9	0	0	0	—	—	0
1978	11	34	3.1	5	0	3	-5	—	—	0
Totals	18	49	2.7	9	0	3	-5	—	—	0

GAMES: 1976 (3), 1977 (14), 1978 (16)

KRAMER, TOMMY (9) Quarterback

Rice
Ht: 6-2, Wt: 200

Born: 3-7-55
3rd Year (D1-77)



PRO: The only quarterback ever to be drafted on the first round by the Vikings. Came in against Denver in the overtime when Fran Tarkenton suffered a thumb injury and directed the team into range of Rick Danmeier's game-winning field goal. Suffered a severe concussion against the Rams and didn't see action thereafter . . . although he was available to play. Saw extensive action in three games in 1977 — replacing the injured Tarkenton and directing the Vikings to three fourth-quarter touchdowns against Cincinnati; coming off the bench against San Francisco to rally the Vikings from a 24-7 deficit to a 28-27 victory with three touchdown passes; starting against Oakland and completing 16 of 34 passes for 177 yards.

COLLEGE: Consensus All-American in his senior year, when he led the NCAA in passing and total offense. Completed 269 of 501 passes for 3,317 yards and 21 touchdowns as a senior. Majored in business administration.

PERSONAL: Native of San Antonio, Tex., and spent the off-season in Houston. Three of his older brothers were college quarterbacks and his father, Col. John Kramer, coached at Texas Lutheran for six years. Tommy is one of 11 children and is single.

TOMMY KRAMER CAREER STATISTICS

Yr	PASSING								RUSHING			
	Att	Comp	Yds	Pct	LG	TD	Int	Att	Yds	Avg	LG	TD
1977	57	30	425	52.6	69t	5	4	10	3	—	—	0
1978	16	5	50	31.3	19	0	1	1	10	10.0	10	0
Totals	73	35	475	48.0	69t	5	5	11	13	1.2	10	0

GAMES: 1977 (6), 1978 (3)

ROSTER DESIGNATIONS

All Rookies in NFL rosters will carry the designation "R" under the heading of NFL experience. Rookies are players who have never attended an NFL training camp previously. Players with the "1" (one) designation are first-year players who have been at a training camp previously but did not play in three regular-season games and thus did not qualify as a second year player. Only players with the "R" designation are eligible for rookie honors.

KRAUSE, PAUL (22)
Free Safety

Iowa
Ht: 6-3, Wt: 205

Born: 2-19-42
16th Year (T-68)



PRO: Needs one interception to tie Emlen Tunnell's all-time NFL record of 79. Holds the Vikings single-season (10 in 1975) and career (50) interception records. Started the first two games in 1978 before suffering a leg injury and losing the starting job to Tommy Hannon. Played in every game, however. In addition to playing defensive back, he is the holder for field goals and conversions. Was a second-round draft choice of the Redskins in 1964 and was traded to the Vikings for Marlin McKeever and a seventh-round draft choice in 1968. Has played in eight Pro Bowl games.

COLLEGE: Played wide receiver and defensive back at Iowa and was named All-Conference. Played for present Viking offensive coach Jerry Burns at Iowa, where he was co-captain with Viking teammate Wally Hilgenberg. Also lettered in baseball and considered a pro career until he injured his shoulder. Majored in physical education.

PERSONAL: Native of Flint, Mich., and resides in Lakeville, Minn. Businesses include land development, construction, real estate and cattle. Paul and his wife, Pam, have three children.

PAUL KRAUSE CAREER STATISTICS INTERCEPTIONS

Yr	No	Yds	Avg	LG	TD
*1964	12	140	11.7		1
*1965	6	118	19.7		0
*1966	2	0	—		0
*1967	8	75	9.4		0
1968	7	82	11.7	29	0
1969	5	82	16.4	77t	1
1970	6	90	15.0	40	0
1971	6	112	18.6	31	0
1972	6	109	18.1	35	1
1973	4	28	7.0	24	0
1974	2	53	26.5	45	0
1975	10	201	20.1	81	0
1976	2	21	10.1	19	0
1977	2	25	12.5	25	0
1978	0	0	—	—	0
Totals	78	1136	14.6	81	3

*With Washington

GAMES: 1964 (14), 1965 (14), 1966 (13), 1967 (13), 1968 (14), 1969 (14), 1970 (14), 1971 (14), 1972 (14), 1973 (14), 1974 (11), 1975 (14), 1976 (14), 1977 (14), 1978 (16)

LATIN, JERRY (32)
Running Back

Northern Illinois
Ht: 5-10, Wt: 190

Born: 8-25-53
5th Year (T-79)



PRO: Was acquired by the Vikings from the Los Angeles Rams prior to the 1979 season. Originally drafted by the St. Louis Cardinals on the 11th round in 1975 and was traded to the Rams after two games of the 1978 season for a draft choice. Was the prime kickoff return man for the Rams last season with 22 for 467 yards — a 21.2-yard average.

COLLEGE: Missed most of his senior year with a shoulder bruise and finished his career with 1,651 rushing yards and a 22.4-yard

kickoff return average. Scored 14 touchdowns. Has a degree in physical education.

PERSONAL: Born in Prescott, Ark., and graduated from East Rockford (Ill.) High School. Worked for the Department of Corrections in Rockford. He is single.

JERRY LATIN CAREER STATISTICS

Yr	Att	RUSHING				RECEIVING				
		Yds	Avg	LG	TD	No	Yds	Avg	LG	TD
*1975	35	165	4.7	57t	1	2	25	12.5	16	0
*1976	25	115	4.6	26	1	4	35	8.8	15	0
*1977	56	208	2.7	17	3	9	89	9.9	20	0
#1978	24	72	3.0	11	0	0	—	—	—	0
Totals	140	560	4.0	57t	5	15	149	9.9	20	0

Kickoff Returns: 1977 — 3 for 79 yards (26.3 avg); 1978 — 22 for 467 yards (21.2 avg.).

*With St. Louis Cardinals

#With Los Angeles Rams and Cardinals (two games).

GAMES: 1975 (10), 1976 (11), 1977 (14), 1978 (16)

LEE, BOB (19) Quarterback

Pacific
Ht: 6-2, Wt: 195

Born: 8-7-46
11th Year (FA-75)



PRO: Played little behind a healthy Fran Tarkenton in 1978 after playing an important role in the Vikings' division-winning season of 1977. In 1977 he quarterbacked three key victories — 13-6 over Green Bay to keep title hopes alive; 30-21 over Detroit in the regular-season finale to clinch the Central Division championship and 14-7 over Los Angeles in the divisional playoffs. Started six games in 1977. Was drafted by the Vikings on the 17th round in 1969 and was a part-time starter until being traded, along with

Lonnie Warwick, to Atlanta in 1973 for Bob Berry and a No. 1 draft choice. His biggest year was with the Falcons in 1973 when he threw for over 1,700 yards and 10 touchdowns — including a 20-14 victory over the Vikings that snapped a nine-game winning streak.

1979 Hotels

Seattle	Sea-Tac Red Lion Inn (206-246-8600)
San Diego	Islandia Hyatt House (714-224-3541)
Chicago	Marriott Hotel (312-836-0100)
Detroit	Northfield Hilton Inn (313-879-2100)
New York Jets	Sheraton Hasbrouck Heights-N.J. (201-288-6100)
St. Louis	Marriott's Pavilion Hotel (314-421-1776)
Milwaukee	Marriott Inn (414-786-1100)
vs. Green Bay	
Tampa Bay	Bay Harbor Inn (813-885-2541)
Los Angeles	Wilshire Hyatt House (213-381-7411)
New England	Boston Marriott (617-969-1000)

COLLEGE: Set five passing and kicking records at Pacific. Started his career at Arizona State and transferred to City College of San Francisco, where played in the same backfield as O.J. Simpson. Has a bachelor of science and a master's degree in education.

PERSONAL: Native of Columbus, Ohio, and lives in San Francisco, where he is in the real estate business. Married, wife's name is Janet.

BOB LEE CAREER STATISTICS

Yr	PASSING							RUSHING				
	Att	Comp	Yds	Pct	LG	TD	Int	Att	Yds	Avg	LG	TD
1969	11	7	79	63.6	30	1	0	3	9	3.0	7	0
1970	79	40	610	50.6	52	5	5	10	20	2.0	10	1
1971	90	45	598	50.0	51	2	4	11	14	1.3	1	4t
1972	6	3	75	50.0	63	1	0	0	0	0.0	0	0
*1973	230	120	1786	52.2	57	10	8	29	67	2.3	11	0
*1974	172	78	852	45.3	52	3	14	19	99	5.2	17	1
1975	14	5	103	35.7	33t	2	1	1	0	0.0	0	0
1976	30	15	156	50.0	21	0	2	2	2	1.0	1	0
1977	72	42	522	58.3	48t	4	4	12	-8	—	—	0
1978	4	2	10	50.0	8	0	1	0	0	—	—	0
Totals	708	357	4791	50.4	63	28	39	87	203	2.3	17	6

*With Atlanta

GAMES: 1969 (14), 1970 (6), 1971 (14), 1972 (2), 1973 (12), 1974 (9), 1975 (4), 1976 (4), 1977 (5), 1978 (3)

LINGENFELTER, BOB (76) Tackle

Nebraska
Ht: 6-7, Wt: 277

Born: 9-1-54
3rd Year (FA-78)



PRO: Was signed by the Vikings in October 1978, as a free agent. Played in six games last season. Was drafted on the seventh round by Cleveland in 1977 and was a part-time starter as a rookie. Was waived by the Browns on the last cut in 1978 and returned home to work on his father's farm. The Vikings tried to negotiate a trade for him in the pre-season and gave him a tryout before signing him as a free agent.

COLLEGE: Was named All-Big Eight at Nebraska at tackle and played in the Senior Bowl.

PERSONAL: Native of Norfolk, Neb., and lived in Burnsville, Minn., in the off-season. He is single.

GAMES: 1977 (14), 1978 (5)

MARSHALL, JIM (70) Defensive End

Ohio State
Ht: 6-4, Wt: 235

Born: 12-30-37
20th Year (T-61)



PRO: Holds the NFL record for the most consecutive games played (266), most games played with one team (254) and most opponents' fumbles recovered (28). Had two fumble recoveries and five quarterback sacks in 1978. Has started every regular-season and post-season game the Vikings have ever played . . . a total that now is at 286. Played one year in Canada before joining the Cleveland Browns in 1960 as their No. 4 draft choice. Played all 12 games with the Browns and was traded to the Vikings just prior to the 1961 season (along with Jim Prestel, Dick Grecni, Jamie Caleb, Billy Gault and Paul Dickson) for 2nd and 11th-round draft choices. Despite being weakened by encephali-

tis, Marshall started the Vikings' opener and hasn't missed a start since. He is captain of the defensive unit.

COLLEGE: All-American and All-Big Ten at Ohio State. Also lettered twice in track. Majored in psychology, biology and science.

PERSONAL: Native of Danville, Ky., and lives in Bloomington, Minn. Jim and his wife, Anita, have two children.

GAMES: 1960 (12), 1961 (14), 1962 (14), 1963 (14), 1964 (14), 1965 (14), 1966 (14), 1967 (14), 1968 (14), 1969 (14), 1970 (14), 1971 (14), 1972 (14), 1973 (14), 1974 (14), 1975 (14), 1976 (14), 1977 (14), 1978 (16)

McCLANAHAN, BRENT (33)
Running Back

Arizona State
Ht: 5-10, Wt: 202

Born: 9-21-50
7th Year (DS-73)



PRO: Lost his starting job to Rickey Young last year but still appeared in 12 regular-season games. Became a starter in 1976 and played a key role in blocking for Chuck Foreman while usually ranking second in rushing. Also is a capable receiver.

COLLEGE: Won three letters at Arizona State and was named to the all-conference team. College major was agri-business.

PERSONAL: Native of Bakersfield, Calif., and spent the off-season in Tempe, Ariz. Brent's father played football with ABC's

Frank Gifford.

BRENT McCLANAHAN CAREER STATISTICS

Yr	RUSHING					RECEIVING					KICKOFF RETURN				
	Att	Yds	Avg	LG	TD	No	Yds	Avg	LD	TD	No	Yds	Avg	Lg	TD
1973	17	69	4.0	10	0	—	—	—	—	—	16	410	25.6	45	0
1974	9	41	4.5	14	1	3	35	11.7	17	0	23	549	23.9	52	0
1975	92	336	3.7	15	0	18	141	7.8	38	1	17	360	21.2	42	0
1976	130	382	3.9	19	3	40	252	6.3	23	1	—	—	—	—	—
1977	95	324	3.4	18	1	34	276	8.1	23	2	4	90	22.5	32	0
1978	10	26	2.6	22	0	2	11	5.5	7	0	3	38	12.7	24	0
Totals	353	1178	3.3	22	5	97	715	7.4	38	4	63	1447	23.0	52	0

GAMES: 1973 (13), 1974 (14), 1975 (12), 1976 (13), 1977 (14), 1978 (12)

McNEILL, FRED (54)
Linebacker

UCLA
Ht: 6-2, Wt: 229

Born: 6-5-52
6th Year (D1-74)



PRO: Has been the starting right linebacker for the past two seasons. Led the Vikings in opponents' fumbles recovered last season with six and also had a blocked field goal and two interceptions. Scored a touchdown on a blocked punt return against Tampa Bay. Had 92 tackles and 43 assists. In addition to being a starter, plays on kicking teams.

COLLEGE: Was a three-year regular at defensive end at UCLA. Ran the high hurdles as a freshman. His brother, Rod went to USC and was drafted by the New Orleans Saints. Has a degree in economics.

PERSONAL: Born in Durham, N.C., and spent the off-season in Covina, Calif. Graduated from Baldwin Park High School in Baldwin, Calif. He is single.

FRED McNEILL CAREER STATISTICS

Yr	INTERCEPTIONS				
	No	Yds	Avg	LG	TD
1975	1	0	—	—	0
1976	0	0	0	0	0
1977	1	0	—	—	0
1978	2	1	—	—	0
Totals	4	1	—	—	0

GAMES: 1974 (14), 1975 (14), 1976 (13), 1977 (14), 1978 (16)

MILLER, KEVIN (87)
Wide Receiver

Louisville
Ht: 5-10, Wt: 180

Born: 3-21-55
2nd Year (FA-78)



PRO: Led the Vikings in punt returns (48 for a 5-yard average) and kickoff returns (40 for 21.4) last season. His longest returns were 47 with a punt and 38 with a kickoff. His only catch as a wide receiver was for 35 yards and a touchdown against Detroit.

COLLEGE: Caught 21 passes for 247 yards and one touchdown as a senior. Also returned kicks — averaging 24.2 yards on kickoff returns and 9.1 yards on punt returns. Was a quarterback in high school. College major was recreation.

PERSONAL: Born in Weirton, W. Va., and lived in Bloomington, Minn., in the off-season. He is single.

KEVIN MILLER CAREER STATISTICS

Yr	RECEIVING					PUNT RETURNS					KICKOFF RETURNS				
	No	Yds	Avg	TD	No	Yds	Avg	LG	TD	No	Yds	Avg	LG	TD	
1978	1	35	35.0	1	48	239	5.0	47	0	40	856	21.4	38	0	

GAMES: 1978 (16)

MILLER, ROBERT (35)
Running Back

Kansas
Ht: 5-11, Wt: 204

Born: 1-9-53
5th Year (D5-75)



PRO: Ranked third in rushing with his second-best total as a pro and sixth in pass receiving last season, playing in every game but one and starting two. Also played on kicking teams.

COLLEGE: Gained 1,384 yards and rushed for nine touchdowns at Kansas — over half those yards in his senior year. Has a degree in business administration.

PERSONAL: Native of Houston, Tex., and graduated from Houston Yates High School. Lived in Eagan, Minn., in the off-season . . . his family's first-ever winter with snow. Both Robert and his wife, Lennie, are active in the Fellowship of Christian Athletes. They have two children — Robert Jr. (3-3-73) and Samuel Nathan (11-14-78).

ROBERT MILLER CAREER STATISTICS

Yr	RUSHING					RECEIVING					KICKOFF RETURNS				
	Att	Yds	Avg	LG	TD	No	Yds	Avg	LG	TD	No	Yds	Avg	LG	TD
1975	30	93	3.1	10	1	4	35	8.8	32	0	5	93	18.6	25	0
1976	67	286	4.3	36	0	23	181	7.9	19	1	5	77	15.4	27	0
1977	46	152	3.3	14	0	27	246	9.1	25	0	5	66	13.2	20	0
1978	70	213	3.0	19	3	22	230	10.5	29	0	2	23	11.5	13	0
Totals	213	744	3.5	36	4	76	692	9.1	32	0	17	259	15.2	27	0

GAMES: 1975 (14), 1976 (14), 1977 (14), 1978 (15)

MULLANEY MARK (77)
Defensive End

Colorado State
Ht: 6-5, Wt: 245

Born: 4-3-53
5th Year (D1-75)



PRO: Led the Vikings in sacks last year with nine and had 32 tackles and nine assists. Started nine games and played in all but one game. Recovered one fumble and blocked a field goal. In addition to his starts, he was the swing man in relief of Jim Marshall at right end and Carl Eller at left.

COLLEGE: Played defensive line as a sophomore, then was shifted to offensive tackle, where he played as a junior and senior. Was named his team's most outstanding lineman twice. Major was

social science.

PERSONAL: Native of Denver, Colo., and resided there in the off-season. He is single.

GAMES: 1975 (14), 1976 (12), 1977 (14), 1978 (15)

MUNSEY, NELSON (31)
Defensive Back

Wyoming
Ht: 6-1, Wt: 198

Born: 7-2-48
7th Year (FA-78)



PRO: Signed by the Vikings just prior to the playoffs when Nate Wright suffered a broken arm. Was waived by Baltimore during the 1978 regular season. Signed originally by the Colts as a free agent in 1972 after playing three years with Norfolk of the Continental League. Was a Baltimore starter at cornerback.

COLLEGE: Played defensive back at Wyoming and later transferred to Hiram Scott College in Hiram, Neb.

PERSONAL: Native of Uniontown, Pa., and lived in Baltimore, Md., in the off-season. Brother of Bill Munsey, who played at the University of Minnesota, and Chuck Muncie of the New Orleans Saints. Married, wife's name is Vivien. They have one son.

NELSON MUNSEY CAREER STATISTICS INTERCEPTIONS

Yr	No	Yds	Avg	LG	TD
*1972	0	0	0.0	0	0
*1973	0	0	0.0	0	0
*1974	0	0	0.0	0	0
*1975	3	36	12.0	30t	1
*1976	1	10	10.0	10	0
*1977	3	25	8.3	14	0
1978	0	—	—	—	0
Totals	7	71	10.2	30t	1

*With Baltimore

GAMES: 1972 (9), 1973 (14), 1974 (14), 1975 (14), 1976 (8), 1977 (13), 1978 (0)

MYERS, FRANK (74)
Tackle

Texas A & M
Ht: 6-5, Wt: 255

Born: 1-4-56
2nd Year (T-78)



PRO: Started 11 games in the regular season after Steve Riley was injured. Was drafted on the fifth round by Baltimore last season and was traded to the Vikings for an eighth-round choice just before the start of the regular season. Sat on the bench for the first four games before being called on to replace Riley in game five. Started every game after that.

COLLEGE: Was a four-year starter at Texas A & M and was named All-Southwest Conference as a junior and senior. Was a teammate of Viking guard Dennis Swilley. Played in the Japan Bowl and the Senior Bowl. College major was agriculture and economics.

PERSONAL: Born in San Angelo, Tex., and lived there in the off-season. He is single.

GAMES: 1978 (12)

RASHAD, AHMAD (28)
Wide Receiver

Oregon
Ht: 6-2, Wt: 200

Born: 11-19-49
7th Year (T-76)



PRO: Set a record for Viking wide receivers by catching 66 passes last year — which was a personal high, as were his eight touchdown receptions. Was named most valuable player in his first Pro Bowl appearance. He has caught more passes in the last three seasons (170) than any other player in the NFL. Ranked fourth in the NFL in receiving last year. Only Billy Joe DuPree of Dallas and teammate Sammy White caught more TD passes in the NFC (9 each). Was acquired from Seattle just before the 1976 season for a fourth-round draft choice and became a starter in the fourth game. Has started every game since. Was a first-round draft choice of St. Louis in 1972 and was traded to Buffalo for Dennis Shaw after the 1973 season. Missed the 1975 season with a knee injury, played out his option, and signed with Seattle.

COLLEGE: Set 14 Oregon records, including most receptions (131). All-American running back as a senior and All-Conference for three consecutive years. Majored in education and has worked on his Master's.

PERSONAL: Born Bobby Moore in Portland, Ore., graduated from Mt. Tacoma (Wash.) High School and lived last season in Lakeville, Minn. Works with the Muscular Dystrophy Association. Has worked in radio and television. He is single.

AHMAD RASHAD CAREER STATISTICS RECEIVING

Yr	No	Yds	Avg	LG	TD
*1972	29	500	17.2	98	3
*1973	30	409	13.6	—	3
#1974	36	433	12.0	—	4
#1975	0	0	0.0	0	0
1976	53	711	13.4	47	3
1977	51	681	13.4	48t	2
1978	66	769	11.7	58t	8
Totals	265	3503	13.2	98	23

*With St. Louis #With Buffalo

GAMES: 1972 (14), 1973 (13), 1974 (14), 1976 (13), 1977 (14), 1978 (16)

RILEY, STEVE (78)
Tackle

Southern California
Ht: 6-5, Wt: 255

Born: 11-23-52
6th Year (D1-74)



PRO: Started every game in 1976 and 1977 at left tackle after winning the job part-way through the 1975 season. A recurring neck problem finally caught up with him last season and he missed the last 11 games. Was on injured reserve from October on. Had therapy in the off-season and has been pronounced fit for 1979. Up until last year, started alongside Charles Goodrum, with whom he competed for the starting job in 1975 and who ultimately was moved to guard.

COLLEGE: Won two letters at USC. Played guard in high school and as a college freshman. Majored in public relations.

PERSONAL: Born in Chula Vista, Calif., and graduated from Castle Park High School there. Lived in Irvine, Calif., in the off-season. Worked as an extra in the film, "North Dallas Forty" and helped set up a football clinic. Married, wife's name is Carolyn.

GAMES: 1974 (2), 1975 (14), 1976 (14), 1977 (14), 1978 (5)

SIEMON, JEFF (50)
Linebacker

Stanford
Ht: 6-2, Wt: 237

Born: 6-2-50
8th Year (D1-72)



PRO: Led the Vikings in tackles with 170 (plus 59 assists) last season. Started every game last season and hasn't missed a game since his rookie season of 1972. Failed to intercept a pass last season for the first time in his career. Became a starter as a rookie when Lonnie Warwick was injured and has held that spot ever since. Has played in four Pro Bowl games.

COLLEGE: All-American as a senior at Stanford and was named All-Coast twice. Was a standout in Stanford's Rose Bowl victories over Ohio State and Michigan. Has a degree in history.

PERSONAL: Born in Rochester, Minn., and grew up in Bakersfield, Calif., where he graduated from Bakersfield High School. Jeff and his wife, Dawn, have three children — Jeff (1-21-74), Maile (7-18-75) and Kelley (2-28-79). They live in Edina, Minn.

JEFF SIEMON CAREER STATISTICS INTERCEPTIONS

Yr	No	Yds	Avg	LG	TD
1972	2	23	11.5	23	0
1973	2	24	12.0	21	0
1974	2	24	12.0	22	0
1975	3	24	8.0	14	0
1976	1	0	—	—	0
1977	1	9	9.0	9	0
1978	0	—	—	—	0
Totals	11	104	9.5	23	0

GAMES: 1972 (13), 1973 (14), 1974 (14), 1975 (14), 1976 (14), 1977 (14), 1978 (16)

SMITH, LYMAN (79)
Defensive Tackle

Duke
Ht: 6-5, Wt: 250

Born: 9-24-56
2nd Year (P-78)



PRO: Was acquired at the start of the 1978 season on waivers from Miami and saw action in 11 games. Primarily, was used in the goal-line and short-yardage situations. Was a third-round draft choice of the Miami Dolphins, the 64th player selected in the draft.

COLLEGE: Missed the final three games of his senior year with a knee injury but played in the East-West, Hula Bowl and Japan Bowl games. Had 78 tackles and recovered two fumbles as a senior.

PERSONAL: Native of Portland, Ore., and lived in Burnsville, Minn., in the off-season. He is single.

GAMES: 1978 (11)

STUDWELL, SCOTT (55)
Linebacker

Illinois
Ht: 6-2, Wt: 224

Born: 8-27-54
3rd Year (D9-77)



PRO: Saw less action in 1978 when the Vikings went to three outside linebackers and one middleman in their special defensive sets. Played in 13 games, mostly on special teams. Started three games in 1977 because of injuries to the linebacker corps. Was drafted low because his speed was suspect — but he had been timed when bringing down his weight from 260 pounds after playing defensive tackle.

COLLEGE: Made 177 tackles as a senior, leading the Big Ten and breaking the school record held by Dick Butkus. His 342 career tackles rank second at Illinois to the school record held by Butkus. Was named All-Big Ten as a senior. Majored in commerce.

PERSONAL: Born in Evansville, Ind., and lived in Lakeville, Minn., in the off-season. He is single.

SCOTT STUDWELL CAREER STATISTICS

Yr	No	INTERCEPTIONS			LG	TD
		Yds	Avg			
1977	1	4	4.0	4	0	
1978	0	—	—	—	0	
Totals	1	4	4.0	4	0	

GAMES: 1977 (14), 1978 (13)

SUTHERLAND, DOUG (69)
Defensive Tackle

Superior State
Ht: 6-3, Wt: 250

Born: 8-1-48
10th Year (T-71)



PRO: Became a starter for the Vikings in 1974 and hasn't missed a start since. Had 54 tackles and 16 assists last year, with five quarterback sacks. Originally was drafted on the 14th round by New Orleans . . . but was a man without a position, playing guard, linebacker and defensive lineman. Was traded to the Vikings for running back Bill Harris in 1971 and was put permanently in the defensive tackle slot.

COLLEGE: Earned four letters in football at Superior State and also competed in track. Was all-conference in football. Graduated with majors in physical education and art.

PERSONAL: Born in Superior, Wis. (home town of Bud Grant) and graduated from Superior High School. Lives in Burnsville, Minn. Worked in the off-season selling sports courts for World of Sports Co. Doug and his wife, Kriss, have two daughters — Kari (9-4-74) and Jaclyn (1-1-77).

GAMES: 1970 (10), 1971 (11), 1972 (14), 1973 (9), 1974 (14), 1975 (14), 1976 (14), 1977 (14), 1978 (16)

SWILLEY, DENNIS (67)
Guard/Center

Texas A & M
Ht: 6-3, Wt: 241

Born: 6-28-55
3rd Year (D2-77)



PRO: Played in 14 games last season but was hampered by a leg injury. He played because there were other injuries on the offensive line but, as a result, he was unable to get back to full strength.

COLLEGE: Was named All-Southwest Conference as a senior. Won four letters, two at tackle, one at center and one at guard. Played tight end in high school. Majored in architecture.

PERSONAL: Home town is Pine Bluff, Ark. Lived in Denton, Tex., in the off-season and studied art. He is single.

GAMES: 1977 (14), 1978 (14)

TUCKER, BOB (38)
Tight End

Bloomsburg State
Ht: 6-3, Wt: 230

Born: 6-8-45
10th Year (T-77)



PRO: His reception total last year (47) ranked him just fifth on the Vikings but would have at least tied him for the team leadership with 13 other NFL clubs. He tied for 14th in the NFC in number of receptions. Was acquired by the Vikings from the Giants for a fifth-round draft choice after six games of the 1977 season and broke in with a bang, catching three passes against Atlanta, including one for the winning TD. Originally signed by the Giants as a free agent in 1970 after two years in the ACFL (with Lowell, Mass., and Pottstown, Pa.). Also had tryouts with the Eagles and Patriots. Became a Giant starter as a rookie and became the first tight end ever to lead the NFL in receiving when he caught 59 passes for 791 yards in 1971 (with Fran Tarkenton at quarterback). Led the Giants in receiving four times and was named All-Pro in 1972.

COLLEGE: Set three NAIA records in 1967 — most receptions, most yards and highest single-game yardage. Was named Little All-American. Also played defense. Has a degree in biology and chemistry.

PERSONAL: Native of Hazleton, Pa., and lived in Nutley, N.J., in the off-season. Graduated from Hazleton High School. Taught high school before joining the Giants. Worked in the off-season for a company specializing in expanded estate planning. Married, wife's name is Janet.

BOB TUCKER CAREER STATISTICS

RECEIVING

Yr	No	Yds	Avg	LG	TD
#1970	40	571	14.3		5
#1971	59*	791	13.4		4
#1972	55	764	13.9		4
#1973	50	681	13.6		5
#1974	41	496	12.1		2
#1975	34	484	14.2		1
#1976	42	498	11.9		1
#1977	15	200	13.3		2
1978	47	540	11.5	35	0
Totals	383	5025	13.1	—	24

(Also rushed five for 11 yards, one TD)

*Led the NFC.

#With New York Giants (6 games with Giants, 8 with Vikings in 1977)

GAMES: 1970 (14), 1971 (12), 1972 (14), 1973 (14), 1974 (13), 1975 (14), 1976 (14), 1977 (14) 1978 (16)

TURNER, JOHN (27)

Cornerback

Miami (Fla.)

Ht: 6-0, Wt: 199

Born: 2-22-56

2nd Year (D2-78)



PRO: Missed the entire pre-season and the first two regular-season games with a broken foot, but played in the final 14 games and started the divisional playoff game when Nate Wright was injured. Intercepted one pass.

COLLEGE: Three-year starter at Miami. Made 49 tackles and intercepted two passes as a senior. Miami coach Lou Saban says he could play any one of the defensive back positions (and has worked at safety with the Vikings). Played in the Senior Bowl and Blue-Gray games. Physical education major.

PERSONAL: Native of Miami. Split time between the Twin Cities and Miami in the off-season. He is single.

JOHN TURNER CAREER STATISTICS

INTERCEPTIONS

Yr	No	Yds	Avg	LG	TD
1978	1	15	15.0	15	0

GAMES: 1978 (14)

VOIGT, STU (83)

Tight End

Wisconsin

Ht: 6-1, Wt: 225

Born: 8-12-48

10th Year (D10-70)



PRO: Lost his starting job to Bob Tucker last season when the Viking went to a pass-oriented attack. Failed to score a touchdown for the first time since his rookie season. A dependable blocker, Voigt is a key man on the Vikings' short-yardage plays.

COLLEGE: Played tight end and running back at Wisconsin. Won eight varsity letters — three in football, three in track, two in baseball. Set school records in the shot put and discus. Was named most valuable player on the football team in 1969. He has a

master's degree in business.

PERSONAL: Native of Madison, Wis., and lived in Minneapolis in the off-season. He is single.

STU VOIGT CAREER STATISTICS RECEIVING

Yr	No	Yds	Avg	LG	TD
1970	—	—	—	—	—
1971	15	214	14.2	25	1
*1972	6	50	8.3	14	1
1973	23	318	13.8	43	2
1974	32	268	8.4	22	5
1975	34	363	10.7	22	4
1976	28	303	10.8	44	1
1977	20	212	10.6	24	1
1978	4	52	13.0	27	0
Totals	162	1780	11.0	44	15

*1972 also scored a rushing TD on a 1 yard end-around play

GAMES: 1970 (3), 1971 (12), 1972 (14), 1973 (13), 1974 (14), 1975 (13), 1976 (14), 1977 (14), 1978 (15)

WASHINGTON, HARRY (80)
Wide Receiver

Colorado State
Ht: 6-0, Wt: 180

Born: 7-30-56
2nd Year (FA-78)



PRO: Ranked third in pre-season receptions and played in 10 regular-season games as a backup wide receiver and on kicking teams. Was backup runback man on the kickoff return team and returned four for a 17.8-yard average.

COLLEGE: Two-year letterman in football and also participated in track. Majored in social work.

PERSONAL: Native of Tacoma, Wash., and played at the same high school as Ahmad Rashad. He is single.

HARRY WASHINGTON CAREER STATISTICS RECEIVING

Yr	No	RECEIVING				KICKOFF RETURNS				
		Yds	Avg	LG	TD	No	Yds	Avg	LG	TD
1978	1	24	24.0	24	0	4	71	17.8	20	0

GAMES: 1978 (10)

WHITE, JAMES (72)
Defensive Tackle

Oklahoma State
Ht: 6-3, Wt: 260

Born: 10-26-53
3rd Year (D1-76)



PRO: Took over as a starter in game number seven last year and wound up with 44 tackles and 19 assists, with four sacks. Also recovered a fumble. Hasn't missed a game in three years. One of four No. 1 draft choices who are defensive linemen — including Mark Mullaney, Carl Eller and Randy Holloway.

COLLEGE: Won four football letters at Oklahoma State and was named All-American as a senior. Had nine sacks as a senior. Also played basketball in high school. Has a degree in special education — working with the mentally retarded.

PERSONAL: Native of Hot Springs, Ark., and lived there in the off-season, finishing his degree. Nickname is "Duck." Married, wife's name is Barbara.

GAMES: 1976 (14), 1977 (14), 1978 (16)

WHITE, SAMMY (85)
Wide Receiver

Grambling
Ht: 5-11, Wt: 190

Born: 3-16-54
4th Year (D2-76)



PRO: Now holds the Viking record for most touchdown receptions (28) and ranks third (behind John Gilliam's 3,297 and Chuck Foreman's 2,910) in career yardage (2,407). Holds the club record of catching touchdown passes in four consecutive games, which he has done twice. Tied for seventh in the NFC in receptions last year and tied for first in touchdown catches (with Billy Joe DuPree of Dallas). Has started every game since his rookie year and has caught at least one pass in every one of them. Rookie of the Year in 1976.

COLLEGE: Division II NCAA All-American as a junior and senior. Played wingback as a senior and rushed 63 times for 479 yards while catching 37 passes for 802 yards. Scored 43 touchdowns in his career. Has a degree in education.

PERSONAL: Native of Winnsboro, La., and spent the off-season in Monroe, La. Graduated from Richwood High School in Monroe. Worked as a student teacher in the off-season at Carroll High School — which is Richwood's biggest rival. Married, wife's name is Penny.

SAMMY WHITE CAREER STATISTICS

Yr	RECEIVING					KICKOFF RETURNS					PUNT RETURNS					
	No	Yds	Avg	LG	TD	No	Yds	Avg	LG	TD	No	FC	Yds	Avg	LG	TD
1976	51	906	17.8	56t	10	9	173	19.2	36	0	3	1	45	15.0	31	0
1977	41	760	18.5	69t	9	7	113	16.1	36	0	—	—	—	—	—	—
1978	53	741	14.0	33t	9	3	50	16.7	20	0	1	0	0	—	—	0
Totals	145	2407	16.6	69t	28	19	336	17.7	36	0	4	1	45	11.3	31	0

In 1976, White rushed 5 times for a minus 10 yards; in 1978, 5 times for 30 yards.

GAMES: 1976 (14), 1977 (14), 1978 (16)

WISE, PHIL (29)
Safety

Nebraska-Omaha
Ht: 6-0, Wt: 193

Born: 4-25-49
9th Year (T-77)



PRO: Became the starting strong safety last year when Jeff Wright suffered a knee injury and started every game, leading the defensive backs in tackles with 118 — ranking third on the team. Also had 33 assists and two interceptions. Obtained from the New York Jets in 1977 (for seventh and 10th-round draft choices). Started first at free safety, then at strong safety for the Jets.

COLLEGE: Led Nebraska-Omaha in rushing, scoring and kickoff returns as a senior. Was a cornerback as a sophomore before being shifted to running back. Transfer from South Dakota. Majored in criminal justice.

PERSONAL: Born in Omaha, Neb., and lived in New York in the off-season. He is single.

PHIL WISE CAREER STATISTICS
INTERCEPTIONS

Yr	No	Yds	Avg	TD
*1971	0	0	—	0
*1972	0	0	—	0
*1973	0	0	—	1
*1974	0	0	—	0
*1975	2	17	8.5	0
*1976	0	—	—	0
1977	1	4	4.0	0
1978	2	21	10.5	0
Totals	5	42	8.4	1

*With New York Jets.

(Touchdown in 1973 was scored on fumble return)

GAMES: 1971 (14), 1972 (9), 1973 (8), 1974 (14), 1975 (5), 1976 (12), 1977 (13), 1978 (16)

WRIGHT, NATE (43)
Cornerback

San Diego State
Ht: 5-11, Wt: 180

Born: 12-21-47
11th Year (T-71)



PRO: Gave the quarterback problems on both ends last year — intercepting five passes and getting one quarterback sack. Has led the Vikings in interceptions twice — in 1976 with seven and 1974 with six. Suffered a broken arm in the final regular-season game and missed the playoffs. Has been a starter for six seasons. Signed with Atlanta as a free agent in 1969 and was sold to St. Louis the same season. Came to the Vikings (with tight end Bob Brown) for Dale Hackbart, Mike McGill and a fourth-round draft choice in

1971.

COLLEGE: Two-year regular at San Diego State. Also lettered in basketball. Has a BA degree.

PERSONAL: Native of Madison, Fla., and lived in San Diego, Calif., in the off-season. Nate and his wife, Kristy, have two children.

NATE WRIGHT CAREER STATISTICS
INTERCEPTIONS

Yr	No	Yds	Avg	LG	TD
*1969	2	41	20.5	—	0
#1970	1	0	0.0	0	0
1971	0	0	0.0	0	0
1972	1	10	10.0	10	0
1973	3	6	2.0	6	0
1974	6	91	15.2	27	0
1975	—	—	—	—	—
1976	7	47	6.7	21	0
1977	3	0	—	—	0
1978	5	58	11.6	30	0
Totals	28	253	9.0	30	0

*With Atlanta and St. Louis

#With St. Louis

GAMES: 1969 (10), 1970 (14), 1971 (4), 1972 (14), 1973 (14), 1974 (14), 1975 (14), 1976 (14), 1977 (14), 1978 (16)

YARY, RON (73)
Tackle

Southern California
Ht: 6-6, Wt: 255

Born: 7-6-46
12th Year (D1-68)



PRO: Has been a Viking starter for 10 seasons and has played in seven Pro Bowl games. Was the first player picked in the 1968 draft, on a "bonus" choice the Vikings acquired from the New York Giants as part of the Fran Tarkenton trade. Hasn't missed a game since 1969. Has been named All-Pro six times.

COLLEGE: Two-time All-American at USC and winner of the Outland Trophy as the top collegiate lineman of 1967. Has a degree in finance.

PERSONAL: Born in Chicago and grew up in Bellflower, Calif., where he and his brother, Wayne, operate American Sports Pictorials, a company that specializes in taking athletic team pictures. He is single.

GAMES: 1968 (14), 1969 (11), 1970 (14), 1971 (14), 1972 (14), 1973 (14), 1974 (14), 1975 (14), 1976 (14), 1977 (14), 1978 (16)

YOUNG, RICKEY (34)
Running Back

Jackson State
Ht: 6-2, Wt: 195

Born: 12-12-53
5th Year (T-78)



PRO: Led the NFL in receiving with 88 catches and set a league record for running backs. Was one of four Vikings to catch at least 50 passes — also a league record. Ranked second in rushing (to Chuck Foreman) after leading San Diego in rushing the three previous years. Also led the Chargers in receiving in 1977. Was picked on the seventh round of the 1975 draft by the Chargers and became a starter in the eighth game of his rookie season. Started 36 straight games with the Chargers and all 16 for the Vikings last season — a string of 52 that is the longest among NFC running backs.

COLLEGE: Rushed for 565 yards as a senior, being used most often to block for his nephew and running mate, Walter Payton. Was a four-year starter. Has a degree in recreation.

PERSONAL: Native of Mobile, Ala., and played high school football at C.F. Vigor in Mobile with Robert Brazile, who is a cousin and linebacker with Houston. Married, wife's name is Hazel.

RICKEY YOUNG CAREER STATISTICS

Yr	Att	RUSHING				RECEIVING				
		Yds	Avg	LG	TD	No	Yds	Avg	LG	TD
*1975	138	577	4.2	48t	5	21	166	7.9	16	2
*1976	162	802	5.0	46	4	47	441	9.4	33	1
*1977	157	543	3.5	15	4	48	423	8.8	28	0
1978	134	417	3.1	16	1	88	704	8.0	48	5
Totals	591	2339	4.0	48t	14	204	1734	8.5	48	8

*With San Diego

GAMES: 1975 (14), 1976 (14), 1977 (14), 1978 (16)

1979 DRAFTEES

BROWN, TED (23)
Running Back

North Carolina State
Ht: 5-10, Wt: 198

Born: 2-2-57
(D1-79)



1st Team All-American in 1978. Gained 4,602 yards rushing in four seasons as a starter at North Carolina State, a total that ranks fourth on the all-time NCAA career rushing list behind Tony Dorsett, Archie Griffin and Ed Marinaro. Averaged 5.4 yards per carry and scored 48 touchdowns in his college career. Rushed for 1,350 yards on 302 carries and scored 10 TD's as a senior. Was the MVP in the 1978 Tangerine Bowl — gained 126 yards rushing in his team's 30-17 win over Pittsburgh. Ran for 151 yards on 11 carries in the 1979 Hula Bowl (Co-Offensive MVP). Picked up more than 100 yards rushing in 27 of his 42 games as a starter. Rushing totals in his first three seasons were: 913 yards on 142 carries in 1975, 1,088 yards on 198 carries in 1976, 1,251 yards on 218 carries in 1977. Best game was 251 yards rushing in 37 attempts against Penn State in 1977. Holds numerous school records for rushing, total offense and scoring. Also led his team in receiving the last three years — had 82 career catches (760 yards), 17 for 197 in 1978. Has returned kickoffs and completed 10 of 21 passes for 202 yards and one TD in his career. Made All-Atlantic Coast 1st Team all four years in college. Considered to have great acceleration and fine speed. Has run 4.55 in 40. Competed in track in college — ran a 6.1 60-yard dash and ran on a conference championship 400 meter relay team. Second player in N.C. State history to have his jersey number (23) retired (Roman Gabriel was the first). First running back to be drafted by the Vikings on the first round since Chuck Foreman in 1973. Native of High Point, North Carolina where he was an all-state basketball player in high school. College major is Vocational Industrial Education. He is single.

HUFFMAN, DAVE (56)
Center

Notre Dame
Ht: 6-6, Wt: 255

Born: 4-4-57
(D2-79)



Consensus 1st Team All-American in 1978. Second center selected in the draft. A four-year letterman at Notre Dame — started five games at tight end as a freshman before becoming the starting center his last three seasons. Played on 1977 national championship team at Notre Dame. Can play center, guard or tackle. Has snapped on kicks and punts. College Coach Dan Devine praised him as "big, strong, a fine athlete and extremely intelligent." Was a starter in the 1979 Hula Bowl where he was a teammate of Viking top pick Ted Brown. Also played in the Japan Bowl. His brother Tim started for Notre Dame at right guard as a sophomore last year. Native of Canton, Ohio, but was raised in Dallas, Texas, where he now resides. Attended Jefferson High in Dallas where he played tight end, linebacker and center and threw the discus in track. Has four brothers and three sisters. Anthropology major. He is single.

DILS, STEVE (12)
Quarterback

Stanford
Ht: 6-1, Wt: 190

Born: 12-8-55
(D4-79)



Led the nation in passing last season. Completed 247 of 391 passes for 2,943 yards and 22 touchdowns as a senior. All of these 1978 totals were new Pac-10 records. Two-year letterman — was the backup to Guy Benjamin (now with Dolphins) in his previous Stanford seasons. His 63.2 completion percentage and his 247 completions broke Benjamin's school records for a single season. 2nd Team All-American and 1st Team All-West Coast. Was the Outstanding Offensive Player in Stanford's victory over Georgia in the 1978 Bluebonnet Bowl — completed 17 of 28 passes for 210 yards passing and tied Pac-10 record with 5 TD passes against Washington State. Completed 32 of 51 passes with no interceptions in that same game. Threw only two interceptions in his last 198 attempts in regular season. Started and was the leading passer in the 1979 Senior Bowl (15 of 31, 229 yards, 1 TD). Also played in the East-West Shrine Game. Considered to be a mobile quarterback with fine leadership qualities. College Coach Bill Walsh (now 49ers head coach) called him "a great technician, an intelligent player and a great leader who does a beautiful job throwing every kind of pass." Was the fifth quarterback picked in the draft. Also was Stanford's holder on placekicks. Born and raised in Vancouver, Washington where he attended Ft. Vancouver High School and captained the football, basketball and baseball teams. Major is economics. He is single.

METER, JERRY (60)
Linebacker

Michigan
Ht: 6-2, Wt: 215

Born: 1-16-57
(D5-79)



Three-year starter and letterman — started at inside linebacker his first two years before moving to outside linebacker in his senior year. Second-leading tackler on his team in both 1977 and 1978. Made 62 solo tackles and assisted on 29 others for a total of 91 tackles as a senior. Had 273 total tackles in his career. Was Michigan's co-captain as a senior. Named 2nd Team All-Big 10 in 1978 and was the Defensive Player of the Game in Michigan's win over Notre Dame last year (12 tackles and an interception that day). Played on three consecutive Big Ten championship teams and in three Rose Bowls. Has good quickness and speed — 4.8 in 40. Born in Cleveland, Ohio, and attended high school in Bloomfield Hills, Mich., where he competed in football (all-state), basketball and track. Education major. He is single.

SENER, JOE (82)
Tight End

West Chester State
Ht: 6-4, Wt: 235

Born: 8-18-56
(D6-79)



Set new school records with 154 catches for 2,210 yards and 14 touchdowns in his four years as a starter. Caught 54 passes for 796 yards and 4 TD's as a junior and 46 passes for 648 yards and 4 TD's as a senior. Played tight end his freshman year and then switched to wide receiver for his last three seasons. Named to the All-East Coast Conference team all four years. His school is now an independent but formerly was in the same conference as Bloomsburg State, the college that Viking tight end Bob Tucker attended. Also was a four-year starter in basketball — set an NCAA record in 1976 by shooting .699 from the field (breaking the record of Lew Alcindor of UCLA). Didn't try out for football until

his senior year at Milton Hershey High School in Hershey, Pa. Competed in football, basketball and track in high school. Timed in 4.75 in 40. Born in Philadelphia and now lives in West Chester, Pa. Criminal justice major. He is single.

WINKEL, BOB (71)
Defensive Tackle

Kentucky
Ht: 6-4, Wt: 253

Born: 10-23-55
(D7-79)



Four-year starter and letterman — sat out the 1977 season with an ankle injury but was red-shirted and returned for senior year. Made 50 solo tackles and assisted on 30 others for a total of 80 tackles last season. Had 248 total tackles in his career. Considered to be a very strong player. Played football and basketball in high school at Oak Ridge, Tenn. Born in Paducah, Kentucky. College major is Industrial Management. He is single.

DIGGS, BILLY (88)
Wide Receiver

Winston-Salem
Ht: 6-3, Wt: 198

Born: 9-11-57
(D9-79)



Caught 20 passes for 424 yards (22.2 average) and 5 TD's in 1978. Career totals are 39 catches for 731 yards and 7 TD's. Named All-CIAA and Honorable Mention All-American as a senior. Four-year starter — was a starting cornerback as a freshman and a starting wide receiver his last three years at Winston-Salem. Has run 40 in 4.6. Played in the 1978 Black College All-Star Football Game. Completed in football, basketball and track at Richmond County High School in Rockingham, North Carolina. Health and physical education major. He is single.

NELSON, BRIAN (86)
Wide Receiver

Texas Tech
Ht: 5-11, Wt: 178

Born: 1-17-58
(D11-79)



Three-year starter and four-year letterman. Had 26 receptions for 443 yards (17.0 average) and 3 TD's in 1978. Career totals are 52 catches for 857 yards (16.5 average) and 5 TD's. Also returned 31 kickoffs for 624 yards (20.1 average) and 18 punts for 141 yards (7.8 average) in his college career. Has been timed in 4.6 in 40. Native of Wichita Falls, Texas, where he attended high school and competed in football, basketball, baseball and track (ran on the 440 and mile relay teams). Physical education major. He is single.

STEPHENS, DAVID (57)
Linebacker

Kentucky
Ht: 6-4, Wt: 221

Born: 3-22-57
(D12-79)



Primary college position was as a standup defensive end, but is projected as a linebacker by the Vikings. Three-year starter and letterman. Played part of the time alongside defensive tackle Bob Winkel, the Vikings' #7 pick. Made 110 solo tackles and assisted on 96 others for 206 total tackles in his career. Had 44 total tackles as a senior. Has fine speed — 4.8 in 40. Native of Camden, New Jersey where he participated in football, basketball and track. Played on the same high school football team as Art Still of the Chiefs. Nickname is "Tuffskin." Arts and science major. He is single.

1979 FIRST-YEAR PLAYERS AND FREE AGENTS

BARNES, REGINALD
Defensive Back

Sacramento State
Ht: 5-10, Wt: 178

Born: 3-20-56
(FA-79)

Played both running back and defensive back in college and also returned punts and kicks. Attended San Francisco City College from 1973-75 and Sacramento State from 1975-1977. Also participated in baseball, basketball and track. Native of San Rafael, Calif. Has a degree in criminal justice. Played minor league football in 1978. He is single.

BUDAK, DAN
Safety-punter

Nevada-Las Vegas
Ht: 6-2, Wt: 200

Born: 12-7-55
(FA-79)

Played at the University of Nevada-Reno from 1974-75, Walla Walla Community College (where he was an All-American free safety) in 1976 and Nevada-Las Vegas from 1977-78. Also played basketball in college. Native of Ely, Nev. Physical education major. Played quarterback at White Pine High School in Ely. He is single.

CUNNINGHAM, DOUGLAS
Wide Receiver

Rice
Ht: 6-2, Wt: 195

Born: 11-14-55
(FA-79)

Won three letters at Rice and was all-conference and third-team All-American as a junior. Played his sophomore year with Viking quarterback Tommy Kramer. Has a degree in political science. Native of San Antonio, Tex., and graduated from Winston Churchill High School. Best day was in 1977 when he caught 10 passes for Rice against Texas A&M, good for 175 yards. He is single.

GORTZ, STEVEN
Punter-Wide Receiver

Nevada-Las Vegas
Ht: 6-2, Wt: 210

Born: 5-23-56
(FA-79)

Attended Saddleback Junior College in 1975-76 and Nevada-Las Vegas in 1976-79. Won four letters and also participated in Junior college track. Set a Nevada-Las Vegas record for punts in one season with 73. Was a team captain and the first punter to earn a scholarship at Nevada-Las Vegas. Born in Inglewood, Calif., and graduated from Foothill High School. College major was business. Best day for Nevada-Las Vegas was against Colorado State when he punted 10 times for a 46.3-yard average, kicked three extra points and two field goals. Married, wife's name is Alison.

HUGHES, LONNIE
Wide Receiver

Boise State
Ht: 6-2, Wt: 196

Born: 3-2-56
(FA-79)

Won two letters in football and also played basketball at Boise State. Attended junior college at College of the Canyons (1975-76) before transferring to Boise State. Born in Riverhead, Long Island, and graduated from Riverhead High School. College major was elementary education. He is single.

JURICH, TOM
Kicker

Northern Arizona
Ht: 5-11, Wt: 190

Born: 7-26-56
(FA-79)

Won four varsity letters as a quarterback-punter-place kicker. Was named to the Kodak and Sporting News All-American teams in 1977. Set 20 school, 7 conference and

ANOTHER... FOOTBALL FORDNOTE*

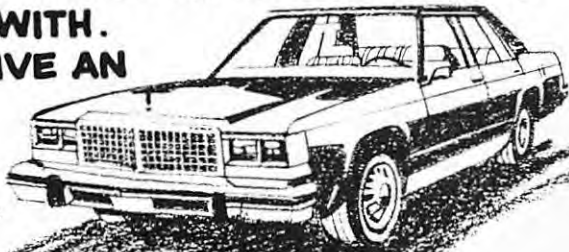


LINEBACKER COACH

FLOYD REESE

WAS DRIVING
FORDS LONG
BEFORE HE
WAS DRIVING
LINEBACKERS.
"THE FIRST CAR I
EVER DROVE WAS
A '59 FORD GALAXY.
IT WAS A BEAUTY-
WHITE WITH A
RED INTERIOR

AND REALLY POPULAR WITH THE KIDS
I GREW UP WITH.
TODAY I DRIVE AN
LTD."



*LITTLE KNOWN FACTS ABOUT
FOOTBALL AND FORDS PRESENTED
BY THE NORTHLAND FORD DEALERS.

ANOTHER... **FOOTBALL FORDNOTE***



Warmoth

WHEN HE WAS
HEAD COACH AT
THE UNIVERSITY
OF MINNESOTA,
VIKINGS' DEFENSIVE
LINE COACH
MURRAY WARMOTH
DROVE A YELLOW
FALCON STATION
WAGON. "IT
WAS IN THE
EARLY '60s,
DURING OUR ROSE
BOWL YEARS. I NEVER
HAD A CAR THAT

PLEASED ME MORE. IT WAS
IDEAL FOR MY NEEDS.
TODAY I DRIVE
AN **LTD.**"



*LITTLE KNOWN FACTS ABOUT
FOOTBALL AND FORDS PRESENTED
BY THE NORTHLAND FORD DEALERS.

1979 MINNESOTA VIKINGS ALPHABETICALLY

No.	Name	Pos.	Ht.	Wt.	Age	NFL	
						Exp	College
25	Allen, Nate	CB	5-11	174	31	9	Texas Southern
59	Blair, Matt	LB	6-5	229	27	6	Iowa State
40	Barnes, Reginald	RB	5-10	178	23	R	Sacramento State Univ.
23	Brown, Ted	RB	5-10	198	22	R	North Carolina State
20	Bryant, Bobby	CB	6-1	170	35	11	South Carolina
26	Budak, Dan	P	6-2	200	23	R	Univ. of Nev. Las Vegas
8	Coleman, Greg	P	6-0	178	24	e	Florida A&M
84	Craig, Steve	TE	6-3	231	28	6	Northwestern
17	Cunningham, Doug	WR	6-2	195	23	R	Rice
7	Danmeier, Rick	K	6-0	183	27	2	Sioux Falls (S.D.)
88	Diggs, Billy	WR	6-3	198	21	R	Winston-Salem
12	Dils, Steve	QB	6-1	190	23	R	Stanford
81	Eller, Carl	DE	6-6	247	37	16	Minnesota
44	Foreman, Chuck	RB	6-2	207	28	7	Miami (Fla.)
68	Goodrum, Charles	T	6-3	256	29	7	Florida A&M
6	Gortz, Steven	P	6-2	210	23	R	Univ. of Nev. Las Vegas
61	Hamilton, Wes	G	6-3	255	26	4	Tulsa
45	Hannon, Tom	S	5-11	193	24	3	Michigan State
92	Hegrenes, Eric	TE	6-4	225	22	1	Hamline
42	Heinrich, Kyle	S	6-1	190	22	R	Univ. of Washington
58	Hilgenberg, Wally	LB	6-3	229	36	16	Iowa
75	Holloway, Randy	DE	6-5	245	23	2	Pittsburgh
51	Hough, Jim	C	6-2	267	22	2	Utah State
56	Huffman, Dave	C	6-6	255	22	R	Notre Dame
46	Hughes, Lonnie	WR	6-2	205	23	R	Boise State
48	Johnson, Sammy	RB	6-1	226	26	6	North Carolina
4	Jurich, Tom	K	5-11	190	22	1	Northern Arizona
39	Kellar, Mark	RB	6-0	225	26	4	Northern Illinois
15	Kozlowski, Perry	S	6-1	195	22	R	No. Dakota St. Univ.
9	Kramer, Tommy	QB	6-2	200	24	3	Rice
22	Krause, Paul	S	6-3	205	37	16	Iowa
32	Latin, Jerry	RB	5-10	178	25	5	Northern Illinois
90	Lawrence, Jerry	DT	6-6	270	25	1	So. Dakota State
19	Lee, Bob	QB	6-2	195	32	11	Pacific
76	Lingenfelter, Bob	T	6-7	277	24	3	Nebraska
63	Litwicki, Paul	LB	6-0	227	23	R	Southwest St. University
21	Maffei, Robert	CB	5-9	185	23	R	Yankton
70	Marshall, Jim	DE	6-4	240	41	20	Ohio State
33	McClanahan, Brent	RB	5-10	202	28	7	Arizona State

BETICAL TRAINING CAMP ROSTER

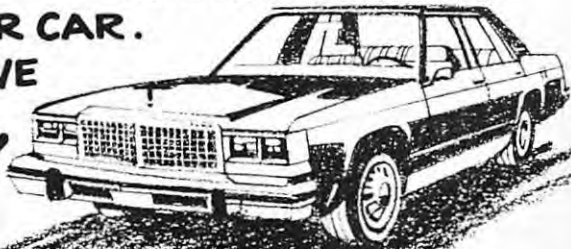
No.	Name	Pos.	Ht.	Wt.	Age	NFL	
						Exp	College
54	McNeill, Fred	LB	6-2	229	27	6	UCLA
62	Meadowcroft, Arthur	T	6-4	255	25	1	Minnesota
60	Meter, Jerry	LB	6-2	215	22	R	Michigan
87	Miller, Kevin	WR	5-10	180	24	2	Louisville
35	Miller, Robert	RB	5-11	204	26	5	Kansas
77	Mullaney, Mark	DE	6-6	242	26	5	Colorado State
64	Mullaney, Ryan	LB	6-5	228	22	R	Univ. of Nev. Las Vegas
31	Munsey, Nelson	CB	6-1	198	30	8	Wyoming
74	Myers, Frank	T	6-5	255	23	2	Texas A&M
86	Nelson, Brian	WR	5-11	178	21	R	Texas Tech
24	Nord, Keith	S	6-0	197	22	R	St. Cloud State Univ.
65	Norman, Anthony	LB	6-5	220	24	R	Iowa State
18	Overstreet, Cecil	WR	6-0	178	23	R	Univ. of Houston
28	Rashad, Ahmad	WR	6-2	200	29	7	Oregon
78	Riley, Steve	T	6-6	258	26	6	Southern California
82	Senser, Joe	TE	6-4	235	22	R	West Chester State
50	Siemon, Jeff	LB	6-3	237	29	8	Stanford
79	Smith, Lyman	DT	6-5	250	22	2	Duke
47	Steinmark, Sammy	S	5-10	180	23	R	Univ. of Wyoming
57	Stephens, David	LB	6-4	221	22	R	Kentucky
55	Studwell, Scott	LB	6-2	224	24	3	Illinois
69	Sutherland, Doug	DT	6-3	250	31	10	Superior St. (Wisc.)
67	Swilley, Dennis	G	6-3	241	24	3	Texas A&M
91	Tomasetti, Barry	OT	6-4	250	22	1	Iowa
41	Trestman, Marc	S	6-2	200	23	R	Moorhead St.
38	Tucker, Bob	TE	6-3	230	34	10	Bloomsburg, Pa.
27	Turner, John	CB	6-0	199	22	2	Miami
16	Turner, Michael	WR	5-9	175	21	R	Albany State
83	Voigt, Stu	TE	6-1	225	30	10	Wisconsin
52	Walton, Whip	LB	6-2	235	23	1	San Diego State
80	Washington, Harry	WR	6-0	180	22	2	Colorado State
72	White James	DT	6-3	263	25	4	Oklahoma State
85	White, Sammy	WR	5-11	189	25	4	Grambling
71	Winkel, Bob	DT	6-4	253	25	R	Kentucky
29	Wise, Phil	S	6-0	193	30	8	Nebraska-Omaha
43	Wright, Nate	CB	5-11	180	31	11	San Diego State
73	Yary, Ron	T	6-6	255	32	12	Southern California
34	Young, Rickey	RB	6-2	195	25	5	Jackson State

ANOTHER... FOOTBALL FORDNOTE*



BUS MERTES
OFFENSIVE BACKFIELD
COACH HAS FOUR
DAUGHTERS WHO
LEARNED TO DRIVE
IN THE FAMILY'S '67
MUSTANG CONVERTIBLE.
"IT WAS THE FIRST CAR
I BOUGHT WHEN I
CAME TO MINNESOTA
TO JOIN THE VIKINGS
IN 1967." SAYS BUS.
"WE FINALLY SOLD IT
AND WERE HAPPY TO
HEAR THAT THE NEW
OWNER IS PLANNING TO

RESTORE OUR CAR.
TODAY I DRIVE
AN **LTD**
4-DOOR."



*LITTLE KNOWN FACTS ABOUT
FOOTBALL AND FORDS PRESENTED
BY THE NORTHLAND FORD DEALERS.

ANOTHER... **FOOTBALL FORDNOTE***



DEFENSIVE
BACKFIELD COACH
JIM CARR
GOES A LONG WAY
BACK WITH THE
VIKINGS AND FORD.
"IN THE VAN BROCKLIN
ERA, I DROVE A '66
MUSTANG I REALLY
LIKED A LOT. IT GAVE
ME GREAT PERFORMANCE
IN THE DAYS WHEN THE
VIKINGS DIDN'T PERFORM
AS WELL AS THEY DO NOW.

TODAY I DRIVE A
FAIRMONT WAGON."

*LITTLE KNOWN FACTS ABOUT
FOOTBALL AND FORDS PRESENTED
BY THE NORTHLAND FORD DEALERS.



5 NCAA records. Was named all-conference in 1976 and 1977. Was a 10th-round draft choice of the Pittsburgh Steelers in 1978. Played for present University of Minnesota coach Joe Salem and has been working on the Gopher coaching staff. Born in Alhambra, Calif., and graduated from Arcadia High School. In continuing his business studies at the University of Minnesota. He is single.

KOZLOWSKI, PERRY **North Dakota State** **Born: 4-4-57**
Free Safety **Ht: 6-0, Wt: 195** **(FA-79)**

Won three letters at free safety and was named all-conference in 1977 and 1978. Was named Division II NCAA second team All-American as a senior. Also was an All-American wrestler. Native of Slayton, Minn., and graduated from Pipestone (Minn.) High School. Counts flying among his hobbies. Has a degree in business. He is single.

LAWRENCE, JERRY **South Dakota State** **Born: 7-16-53**
Defensive Tackle **Ht: 6-6, Wt: 270** **(FA-79)**

Won four letters and was named all-conference three times. Attended Mesabi State Junior College in 1971-73 before transferring to South Dakota State. Played Basketball in junior college. Tried out with the Dallas Cowboys in 1978. Born in Duluth, Minn., and graduated from Albrook High School in Saginaw, Minn. Has a degree in physical education and a master's in counseling.

LITWICKI, PAUL **Southwest State** **Born: 1-10-56**
Linebacker **Ht: 6-0, Wt: 227** **(FA-79)**

Started college career at Illinois State (1976-77) before transferring to Southwest State. Won three MVP awards and was named all-conference three times. Led his team in tackles for three seasons and led the conference twice. Set school records for fumble recoveries and interceptions for one season. Best game was against Michigan Tech when he had 37 tackles and 3 fumble recoveries. Born in Chicago, Ill., and graduated from Thornton Fraction South High School in Lansing, Ill. College major was business-health-physical education. Intends to work on his degree and a master's at Oregon State. Has participated in powerlifting. He is single.

MAFFEI, ROBERT **Yankton College** **Born: 8-10-55**
Defensive Back-Kicker **Ht: 5-9, Wt: 185** **(FA-79)**

Won four letters and was named most outstanding defensive player on his team as a senior. Also won all-conference and all-district honors. Set school records for longest field goal (47 yards), most interceptions in a season (8) and best conversion percentage (23 of 24). Was a Little All-American baseball player. Born in Stamford, Conn., and graduated from Andrew Warde High School in Fairfield, Conn. Has a BA in physical education. Best game was against Huron College when he returned a fumble recovery 70 yards for a touchdown and intercepted two passes to set up touchdowns. He is single.

MEADOWCROFT, ARTHUR **Minnesota** **Born: 1-6-54**
Tackle **Ht: 6-4, Wt: 255** **(FA-79)**

Was an eighth-round draft choice of the Buffalo Bills in 1976. Also tried out with the Chicago Bears and Winnipeg Blue Bombers. Won three letters at Minnesota, playing tight end and tackle. Completed his eligibility and continued at school, getting his

degree in business administration in 1979. Born in Baltimore, Md., and graduated from Loyola High School. Played basketball and lacrosse in addition to being an All-American tight end.

MULLANEY, RYAN
Linebacker

Nevada-Las Vegas
Ht: 6-5, Wt: 228

Born: 7-29-56
(FA-79)

Won two letters after previously attending school at Colorado State (1974-76) and Colorado (1976-77). Brother of Viking defensive end Mark Mullaney. Born in Denver and graduated from George Washington High School, where he also played basketball and baseball. Has a degree in communication studies and wants to enter the TV broadcasting business. He is single.

NORD, KEITH
Strong Safety

St. Cloud State
Ht: 6-0, Wt: 197

Born: 3-13-57
(FA-79)

Won four letters and was named All-District, All-Conference and was most valuable players as a senior. Born in Minneapolis and graduated from Minnetonka High School, where he was an all-conference quarterback. Has a degree in business. He is single.

NORMAN, ANTHONY
Linebacker

Iowa State
Ht: 6-5, Wt: 220

Born: 1-27-55
(FA-79)

Won one letter in football and also participated in track and basketball. Born in Atlanta, Ga., and graduated from George Washington Carver High School where he played defensive back. College major was business. Worked as an assistant recreation leader. Is continuing to work on his degree. Nickname is Hungry Jack. He is single.

OVERSTREET, CECIL
Wide Receiver

Houston
Ht: 6-0, Wt: 178

Born: 12-31-55
(FA-79)

Attended San Jose State for one year and the University of Houston for 2½ years. Set a number of school and conference track records — including in the long jump (25-5 ¾) and 200 meter dash (20.7 seconds). Best time in the 100-yard dash was 9.2 seconds. Born in New Orleans, La., and graduated from Capitol High School. College major was physical education and health. He is single.

STINEMARK, SAMMY
Free Safety

Wyoming
Ht: 5-9, Wt: 180

Born: 2-10-56
(FA-79)

Attended the University of Texas in 1974 and 1975 before transferring to Wyoming, where he won three letters and played in the Fiesta Bowl and Gator Bowl. Led his team in defensive points in 1976. Born in Denver, Colo. Has a degree in business administration. His brother, Fred, played for Texas's undefeated national championship team and died of cancer in 1971. Best game was in the 1976 conference championship contest when he had 12 unassisted tackles, deflected two passes, caused a fumble and sacked the quarterback for a safety on a blitz. He is single.

TOMASETTI, BARRY
Tackle

Iowa
Ht: 6-4, Wt: 250

Born: 1-23-57
(FA-79)

Won three letters at Iowa, played in the Blue-Gray game and was drafted on the 10th round in 1978 by the Dallas Cowboys. Born in Scranton, Pa., and graduated from Old Forge High School where he was named an All-American football player at tight end

and defensive end. Also played basketball. Has a degree in elementary education. He is single.

TURNER, MICHAEL
Wide Receiver

Albany State
Ht: 5-9, Wt: 175

Born: 12-7-57
(FA-79)

Won four letters at Albany State, where he was an All-Conference wide receiver. Born in Atlanta and graduated from Gordon High School, where he also participated in basketball and track. Major was physical education. He is single.

WALTON, WHIP
Linebacker

San Diego State
Ht: 6-2, Wt: 235

Born: 7-16-55
(D3-78)

Suffered a foot injury and was put on the Vikings' injured reserve list in training camp last season. Set San Diego State records for career tackles (553) and tackles in a season (171). Was a four-year starter at middle linebacker. Was the defensive captain of the West squad in the East-West game. Native of Westminster, Calif. College major was physical education. Whip is his given name, not a nickname. Married, wife's name is Pinky.

VIKING ALUMNI

Adams, Tom (e) Minnesota-Duluth	1962	Dale, Carroll (wr) Virginia Tech	1973
Alderman, Grady (t) Detroit University	1961-74	Davis, Doug (t) Kentucky	1966-72
Anderson, Scott (c) Missouri	1974, 1976	Dawson, Rhett (wr) Florida State	1973
Arrobbio, Chuck (t) USC	1966	Dean, Ted (rb) Wichita	1964
Athas, Pete (cb) Tennessee	1975	Demery, Calvin (wr) Arizona St.	1972
Ballman, Gary (te) Michigan State	1973	Denny, Earl (rb) Missouri	1967-68
Barnes, Bill (rb) Wake Forest	1965-66	Denson, Al (wr) Florida A&M	1971
Battle, Jim (g) So. Illinois	1963	Denton, Bob (de) Pacific	1961-64
Beamon, Austry (s) East Texas State	1975-77	Derby, Dean (db) Washington	1961-62
Beasley, John (te) California	1967-73	Dickson, Paul (dt) Baylor	1961-70
Bedsolc, Hal (te) USC	1964-66	Dillon, Terry (db) Montana	1963
Berry, Bob (qb) Oregon	1965-67; 73-76	Donahue, Oscar (e) San Jose	1962
Bishop, Bill (dt) No. Texas State	1961	Dumler, Doug (c) Nebraska	1975-77
Blahak, Joe (db) Nebraska	1974-75; 1977	Eischeid, Mike (p) Upper Iowa	1972-74
Bolin, Bookie (g) Mississippi	1968-69	Farber, Hap (lb) Mississippi	1970
Boone, David (de) Eastern Michigan	1974	Faust, Paul (lb) Minnesota	1967
Bowie, Larry (g) Purdue	1962-68	Ferguson, Bob (rb) OSU	1963
Boylan, Jim (e) Washington St.	1963-64	Ferguson, Charley (e) Tennessee St.	1962
Breitenstein, Bob (t) Tulsa	1967	Fitzgerald, Mike (db) Iowa State	1966
Britt, Charlie (db) Georgia	1964	Flatley, Paul (e) Northwestern	1963-67
Brown, Bill (rb) Illinois	1962-74	Franchhauser, Tom (db) Purdue	1962-63
Brown, Robert (te) Alcorn A&M	1971	Gallagher, Frank (g) North Carolina	1973
Brown, Terry (s) Oklahoma State	1972-75	Gault, Billy (db) TCU	1961
Buetow, Bart (t) Minnesota	1976	Gersbach, Carl (lb) West Chester	1971-72
Bundra, Mike (dt) USC	1964	Gilliam John (wr) South Carolina State	1972-75
Butler, Billy (rb) Chattanooga	1962-64	Goodrich, Bob (e) Vanderbilt	1968
Byers, Ken (g) Cincinnati	1964-66	Greeni, Dick (lb) Ohio	1961
Caleb, Jamie (rb) Grambling	1961	Grim, Bob (wr) Oregon State	1967-71; 1976-77
Calland, Lee (db) Louisville	1963-65	Groce, Ron (rb) Macalester	1976
Campbell, John (lb) Minnesota	1963-64	Guilford, Larry (db) Pacific	1962
Cappleman, Bill (qb) Florida State	1970	Hackbart, Dale (db) Wisconsin	1966-70
Carpenter, Preston (te) Arkansas	1966	Haley, Dick (db) Pittsburgh	1961
Charles, John (db) Purdue	1970	Hall, Tom (wr) Minnesota	1964-66
Christopherson, Jim (k) Concordia	1962	Hall, Windlan (db) Arizona State	1976-77
Clabo, Neil (p) Tennessee	1975-77	Hansen, Don (lb) Illinois	1966-67
Clarke, Leon (e) USC	1963	Hargrove, Jim (lb) Howard Payne	1967-70
Coleman, Al (db) Tennessee St.	1967	Harris, Bill (rb) Colorado	1969-70
Cox, Fred (k) Pittsburgh	1963-77	Haslerig, Clint (wr) Michigan	1975
Cuoazzo, Gary (qb) Virginia	1968-71	Hawkins, Rip (lb) North Carolina	1961-65
Culpepper, Ed (dt) Alabama	1961	Hayden, Leo (rb) Ohio State	1971

Hayes, Ray (rb) Central Oklahoma	1961	Poage, Ray (e) Texas	1963
Henderson, John (wr) Michigan	1968-72	Pollt, Randy (s) Stanford	1974
Hill, Gary (db) USC	1965	Porter, Ron (lb) Idaho	1973
Hill, King (p-qb) Rice	1968	Powers, John (te) Notre Dame	1966
Hilton, John (te) Richmond	1970	Prestel, Jim (dt) Idaho	1961-65
Holland, John (wr) Tennessee State	1974	Provost, Ted (db) Ohio State	1970
Hultz, Don (de) So. Mississippi	1963	Pyle, Palmer (g) MSU	1964
Huth, Gary (g) Wake Forest	1961-63	Rabold, Mike (g) Indiana	1961-62
Jackson, Joe (dt) New Mexico State	1977	Randolph, Al (db) Iowa	1973
Jenke, Noel (lb) Minnesota	1971	Reed, Bob (rb) Pacific	1962-63
Jobko, Bill (lb) OSU	1963-65	Reed, Oscar (rb) Colorado State	1968-74
Johnson, Gene (db) Cincinnati	1961	Reichow, Jerry (e) Iowa	1961-64
Jones, Clinton (rb) Michigan State	1967-72	Reilly, Mike (lb) Iowa	1969
Jordan, Jeff (db) Tulsa	1965-67	Rentzel, Lance (e) Oklahoma	1965-66
Joyce, Don (de) Tulane	1961	Rose, George (db) Auburn	1964-66
Kapp, Joe (qb) California	1967-69	Rowland, Justin (dt) TCU	1961
Kassulke, Karl (db) Drake	1963-72	Rubke, Karl (lb) USC	1961
Keys, Brady (db) Colorado St.	1967	Russ, Pat (dt) Purdue	1963
King, Phil (rb) Vanderbilt	1965-66	Schmidt, Roy (g) Long Beach State	1970
Kingsriter, Doug (te) Minnesota	1973-75	Schmitz, Bob (lb) Montana	1966
Kirby, John (lb) Nebraska	1964-68	Schnelker, Bob (e) Bowling Green	1961
Kosens, Terry (db) Hofstra	1963	Sharockman, Ed (db) Pittsburgh	1962-72
Kramer, Kent (te) Minnesota	1969-70	Shaw, George (qb) Oregon	1961
Lacey, Bob (e) North Carolina	1964	Shaw, Glenn (rb) Kentucky	1961
Lamson, Chuck (db) Wyoming	1962-63	Shay, Jerry (dt) Purdue	1966-67
Lapham, Bill (c) Iowa	1961	Sherman, Will (e) St. Mary's	1961
Larsen, Gary (dt) Concordia	1965-74	Shields, Lebron (de) Tennessee	1961
Lash, Jim (wr) Northwestern	1973-76	Simkus, Arnold (dt) Michigan	1966
Lawson, Steve (g) Kansas	1973-75	Simpson, Howard (t) Auburn	1964
Leo, Jim (de) Cincinnati	1961-62	Smith, Gordon (te) Missouri	1961-65
Lester, Darrell (rb) McNeese	1964	Smith, Steve (de) Michigan	1968-70
Linden, Erroll (t) Houston	1962-65	Snead, Norm (qb) Wake Forest	1971
Lindsey, Jim (rb) Arkansas	1966-72	Spencer, Willie (rb) no college	1976
Livingston, Cliff (lb) UCLA	1962	Stein, Bob (lb) Minnesota	1965
Lurtsema, Bob (de) Western Michigan	1972-76	Stonebreaker, Steve (lb) Detroit	1962-63
Mackbee, Earsell (db) Utah State	1965-69	Sumner, Charley (db) William & Mary	1961-62
Marinaro, Ed (rb) Cornell	1972-75	Sunde, Milt (g) Minnesota	1964-74
Marshall, Larry (rs) Maryland	1974	Sutton, Archie (t) Illinois	1965-67
Martin, Amos (lb) Louisville	1972-77	Swain, Bill (lb) Oregon	1964
Martin, Billy (te) Georgia Tech	1968	Tarkenton, Fran (qb) Georgia	1961-66; 1972-77
Mason, Tommy (rb) Tulane	1961-66	Tatman, Pete (rb) Nebraska	1967
Maurer, Andy (g) Oregon	1974-75	Tilleman, Mike (dt) Montana	1966
Mayberry, Doug (rb) Utah State	1961-62	Tingelhoff, Mick (e) Nebraska	1962-78
McCormick, John (qb) Massachusetts	1962	Tobey, Dave (lb) Oregon	1966
McCullum, Sam (wr) Montana State	1974-75	Triplet, Mel (rb) Toledo	1961-62
McElheny, Hugh (rb) Washington	1961-62	VanderKelen, Ron (qb) Wisconsin	1963-67
McGill, Mike (lb) Notre Dame	1968-70	Vargo, Larry (db) Detroit	1964-65
McKeever, Marlin (te) USC	1967	Vellone, Jim (g) USC	1966-70
McNeil, Tom (p) Stephen F. Austin	1970	Walden, Bobby (p) Georgia	1964-67
McWatters, Bill (rb) North Texas	1964	Wallace, Jackie (cb) Arizona	1973-74
Mercer, Mike (k) Arizona State	1961	Ward, John (g-c) Oklahoma State	1970-74
Meylan, Wayne (lb) Nebraska	1970	Warwick, Lonnie (lb) Tennessee Tech	1965-72
Michel, Tom (rb) East Carolina	1964	Washington, Gene (wr) Michigan State	1967-72
Middleton, Dave (e) Auburn	1961	Wells, Mike (qb) Illinois	1973-74
Moore, Manfred (rb) Southern California	1977	West, Charlie (db) Texas El Paso	1968-73
Morris, Jack (db) Oregon	1961	White, Ed (g) California	1969-77
Mostardi, Rich (db) Kent State	1961	Williams, A.D. (e) Pacific	1961
Murphy, Fred (e) Georgia Tech	1961	Williams, Jeff (rb) Oklahoma St.	1966
O'Brien, Dave (g) Boston College	1963-64	Willis, Leonard (wr) Ohio State	1976
Osborne, Clancy (lb) Arizona State	1961-62	Wilson, Tom (rb) no college	1963
Osborn, Dave (rb) North Dakota	1965-75	Winfrey, Carl (lb) Wisconsin	1971
Page, Alan (dt) Notre Dame	1967-78	Winston, Roy (lb) Louisiana State	1962-76
Patton, Jerry (dt) Nebraska	1971	Wright, Jeff (db) Minnesota	1971-77
Perreault, Pete (g) Long Beach St.	1971	Young, Jim (rb) Queens Ontario	1965-66
Pesonen, Dick (db) Minnesota-Duluth	1961	Youso, Frank (t) Minnesota	1961-62
Peterson, Ken (c) Utah	1961	Zaubrecher, Godfrey (c) LSU	1971-73
Phillips, Jim (e) Auburn	1965-67		

ROSTER ORIGIN

(Based on training camp roster)

FROM THE DRAFT (35 players): 1964—Carl Eller, de (1st, Minnesota). 1967—Bobby Bryant, cb (7th, South Carolina). 1968—Ron Yary, t (1st, Southern California). 1970—Stu Voigt, te (10th, Wisconsin). 1972—Jeff Siemon, lb (1st, Stanford); Charles Goodrum, t (9th, Florida A & M). 1973—Chuck Foreman, rb (1st, Miami); Brent McClanahan, rb (5th, Arizona State). 1974—Fred McNeill, lb (1st, UCLA); Steve Riley, t (1st, Southern California); Matt Blair, lb (2nd, Iowa State); Steve Craig, te (3rd, Northwestern); Mark Kellar, rb (6th, Northern Illinois). 1975—Mark Mullaney, de (1st, Colorado State); Robert Miller, rb (5th, Kansas). 1976—James White, dt (1st, Oklahoma State); Sammy White, wr (2nd, Grambling); West Hamilton, g (3rd, Tulsa). 1977—Tommy Kramer, qb (1st, Rice); Dennis Swilley, g (2nd, Texas A & M); Tom Hannon, s (3rd, Michigan State); Scott Studwell, lb (9th, Illinois). 1978—Randy Holloway, de (1st, Pillsburgh); John Turner, cb (2nd, Miami); Whip Walton, lb (3rd, San Diego State); Jim Hough, g-c (4th, Utah State). 1979—Ted Brown, rb (1st, North Carolina State); Dave Huffman, c (2nd, Notre Dame); Steve Dils, qb (4th, Stanford); Jerry Meter, lb (5th, Michigan); Joe Senser, te (6th, West Chester State); Bob Winkel, db (7th, Kentucky); Billy Diggs, wr (9th, Winston Salem); Brian Nelson, wr (11th, Texas Tech); David Stephens, lb (12th, Kentucky).

OBTAINED IN TRADES (12): 1961—Jim Marshall, de (from Cleveland). 1968—Paul Krause, db (from Washington). 1971—Doug Sutherland, dt (from New Orleans); Nate Wright, db (from St. Louis). 1976—Nate Allen, db (from San Francisco); Ahmad Rashad, wr (from Seattle); Sammy Johnson, rb (from San Francisco). 1977—Phil Wise, db (from New York Jets); Bob Tucker, te (from New York Giants). 1978—Rickey Young, rb (from San Diego); Frank Myers, t (from Baltimore). 1979—Jerry Latin, rb (from St. Louis).

CLAIMED AND PURCHASED VIA WAIVERS (2): 1968—Wally Hilgenberg, lb (from Pittsburgh). 1978—Lyman Smith, dt (from Miami).

SIGNED AS FREE AGENTS (27): 1975—Bob Lee, qb (Pacific). 1978—Kevin Miller, wr (Louisville); Harry Washington, wr (Colorado State); Greg Coleman, p (Florida A & M); Bob Lingenfelter, t (Nebraska); Nelson Munsey, db (Wyoming). 1979—Rick Danmeier, k (Sioux Falls); Reginald Barnes, db (Sacramento State); Dan Budak, s (Nevada-Las Vegas); Douglas Cunningham, wr (Rice); Steven Gortz, p (Nevada-Las Vegas); Kyle Heinrich, s (Washington); Lonnie Hughes, wr (Boise State); Tom Jurich, k (Northern Arizona); Perry Kozlowski, fs (North Dakota State); Jerry Lawrence, dt (South Dakota State); Paul Litwicki, lb (Southwest State); Robert Maffei, db (Yankton); Arthur Meadowcroft, t (Minnesota); Ryan Mullaney, lb (Nevada-Las Vegas); Keith Nord, s (St. Cloud State); Antony Norman, lb (Iowa State); Cecil Overstreet, wr (Houston); Sammy Steinmark, s (Wyoming); Barry Tomasetti, t (Iowa); Marc Trestman, s (Moorhead State); Michael Turner, wr (Albany State).

OPPONENTS, 1979

BUFFALO BILLS: Head Coach — Chuck Knox. PR Director — L. Budd Thalman. Home Field — Rich Stadium (80,020). 1978 Record — 5-11 (tied for fourth in AFC East). Office telephone — (716) 648-1800.

CHICAGO BEARS: Head Coach — Neill Armstrong. PR Director — Ted Haracz. Home Field — Soldier Field (58,000). 1978 Record — 7-9 (tied for third in NFC Central). Office telephone — (312) 663-5103 (main office).

DALLAS COWBOYS: Head Coach — Tom Landry. PR Director — Doug Todd. Home Field — Texas Stadium (65,101). 1978 Record — 12-4 (first in NFC East). Office telephone — (214) 369-8000.

DETROIT LIONS: Head Coach — Monte Clark. PR Director — Don Kremer. Home Field — Pontiac Silverdome (80,638). 1978 Record — 7-9 (tied for third in NFC Central). Office Telephone — (313) 335-4131.

GREEN BAY PACKERS: Head Coach — Bart Starr. PR Director — Chuck Lane. Home Fields — Lambeau Field, Green Bay (56,267); Milwaukee County Stadium (55,869). 1978 Record — 8-7-1 (second in NFC Central). Office telephone (414) 494-2351.

KANSAS CITY CHIEFS: Head Coach — Marv Levy. PR Director — Bob Sprenger. Home Field — Arrowhead Stadium (78,198). 1978 Record — 4-12 (fifth in AFC West). Office telephone — (816) 924-9300.

LOS ANGELES RAMS: Head Coach — Ray Malavasi. PR Director — Jerry Wilcox. Home Field — Los Angeles Coliseum (73,999). 1978 Record — 12-4 (first in the NFC West). Office telephone — (213) 277-4700.

MIAMI DOLPHINS: Head Coach — Don Schula. PR Director — Bob Kearney. Home Field — Orange Bowl (75,449). 1978 Record — 11-5 (second in AFC East). Office telephone — (305) 379-1851.

NEW ENGLAND PATRIOTS: Head Coach — Ron Erhardt. Media Relations Director — Tom Hoffman. Home Field — Schaefer Stadium (61,297). 1978 Record — 11-5 (first in AFC East). Office telephone — (617) 543-7911.

NEW YORK JETS: Head Coach — Walt Michaels. PR Director — Frank Ramos. Home Field — Shea Stadium (60,000). 1978 Record — 8-8 (third in AFC East). Office telephone — (212) 421-6600.

ST. LOUIS CARDINALS: Head Coach — Walt Michaels. Vice President for PR — Bing Devine. Home Field — Busch Memorial Stadium (51,392). 1978 Record — 6-10 (tied for fourth in NFC East). Office telephone — (314) 421-0777.

SAN DIEGO CHARGERS: Head Coach — Don Coryell. PR Director — Rick Smith. Home Field — San Diego Stadium (52,568). 1978 Record — 9-7 (tied for second in AFC West). Office telephone — (714) 280-2111.

SAN FRANCISCO 49ers: Head Coach — Bill Walsh. PR Director — George Heddleston. Home Field — Candlestick Park (61,246). 1978 Record — 2-14 (fourth in NFC West). Office telephone — (415) 365-3420.

SEATTLE SEAHAWKS: Head Coach — Jack Patera. PR Director — Don Andersen. Home Field — Kingdome (64,752). 1978 Record — 9-7 (tied for second in AFC West). Office telephone — (206) 827-9777.

TAMPA BAY BUCCANEERS: Head Coach — John McKay. PR Director — Bob Best. Home Field — Tampa Stadium (71,600). 1978 Record — 5-11 (fifth in NFC Central). Office telephone — (703) 471-9100.

NFC CLUB-BY-CLUB 1978 SEASON RESULTS

ATLANTA (9-7)		LOS ANGELES (12-4)		SAN FRANCISCO (2-14)	
23 HOUSTON	14	16 at Philadelphia	14	7 at Cleveland	24
0 at Los Angeles	10	10 ATLANTA	0	13 CHICAGO	16
16 CLEVELAND	24	27 DALLAS	14	19 at Houston	20
9 at Tampa Bay	14	10 at Houston	6	10 at New York Giants	27
23 NEW YORK GIANTS	20	26 at New Orleans	20	28 CINCINNATI	12
7 at Pittsburgh	31	27 SAN FRANCISCO	10	10 at Los Angeles	27
14 DETROIT	0	14 at Minnesota	17	7 NEW ORLEANS	14
20 at San Francisco	17	1 NEW ORLEANS	10	17 ATLANTA	20
15 LOS ANGELES	7	7 at Atlanta	15	20 at Washington	18
21 SAN FRANCISCO	10	26 TAMPA BAY	23	21 at Atlanta	26
20 at New Orleans	15	10 PITTSBURGH	7	10 ST. LOUIS	16
7 at Chicago	11	11 at San Francisco	28	28 LOS ANGELES	31
20 NEW ORLEANS	17	9 at Cleveland	10	7 PITTSBURGH	24
7 at Cincinnati	35	20 at New York Giants	17	13 at New Orleans	24
20 WASHINGTON	17	19 CINCINNATI	20	6 TAMPA BAY	3
21 at St. Louis	42	11 GREEN BAY	14	14 at Detroit	31
240	290	316	245	219	350
CHICAGO (7-9)		MINNESOTA (8-7-1)		ST. LOUIS (6-10)	
17 ST. LOUIS	10	24 at New Orleans	11	10 at Chicago	17
16 at San Francisco	13	12 DENVER	0(1-9)	6 NEW ENGLAND	16
19 at Detroit	0	10 TAMPA BAY	16	10 WASHINGTON	28
20 MINNESOTA	24	24 at Houston	20	12 at Dallas	20
19 OAKLAND	0(1-2)	24 at Tampa Bay	7	16 at Miami	24
14 at Green Bay	24	24 at Seattle	29	17 BALTIMORE	10
7 at Denver	16	17 LOS ANGELES	34	21 DALLAS	0(1-24)
19 at Tampa Bay	33	21 GREEN BAY	7	10 at New York Jets	23
17 DETROIT	21	21 at Dallas	10	16 at Philadelphia	10
29 SEATTLE	17	17 DETROIT	10	16 NEW YORK GIANTS	10
14 at Minnesota	15	17 CHICAGO	14	16 at San Francisco	10
11 ATLANTA	7	7 SAN DIEGO	11	27 at Washington	17
14 TAMPA BAY	3	10 at Green Bay	0(1-10)	10 PHILADELPHIA	14
7 at San Diego	40	28 PHILADELPHIA	27	21 DETROIT	14
14 GREEN BAY	10	14 at Detroit	43	10 at New York Giants	17
14 at Washington	17	20 at Oakland	27	42 ATLANTA	21
253	274	294	306	248	296
DALLAS (12-4)		NEW ORLEANS (7-9)		TAMPA BAY (5-11)	
16 BALTIMORE	0	11 MINNESOTA	24	13 NEW YORK GIANTS	19
14 at New York Giants	34	17 at Green Bay	24	5 DETROIT	15
14 at Los Angeles	27	17 PHILADELPHIA	24	16 at Minnesota	10
21 ST. LOUIS	12	20 at Cincinnati	18	14 ATLANTA	9
5 at Washington	9	20 LOS ANGELES	26	7 MINNESOTA	24
24 NEW YORK GIANTS	3	16 CLEVELAND	24	10 at Kansas City	13
24 at St. Louis	0(1-2)	10 at San Francisco	7	14 at New York Giants	17
14 PHILADELPHIA	7	10 at Los Angeles	7	13 CHICAGO	19
10 MINNESOTA	21	28 NEW YORK GIANTS	17	7 at Green Bay	4
16 at Miami	29	14 at Pittsburgh	20	23 at Los Angeles	26
42 at Green Bay	14	17 ATLANTA	20	23 at Detroit	34
27 NEW ORLEANS	7	4 at Dallas	27	11 BUFFALO	10
15 WASHINGTON	10	17 at Atlanta	20	3 at Chicago	14
17 NEW ENGLAND	10	24 SAN FRANCISCO	13	7 GREEN BAY	17
11 at Philadelphia	13	12 HOUSTON	17	3 at San Francisco	6
10 at New York Jets	5	17 at Tampa Bay	10	10 NEW ORLEANS	17
384	208	281	298	241	259
DETROIT (7-9)		NEW YORK GIANTS (6-10)		WASHINGTON (8-8)	
7 GREEN BAY	13	19 at Tampa Bay	11	16 at New England	14
19 at Tampa Bay	5	24 DALLAS	14	15 PHILADELPHIA	10
0 CHICAGO	19	26 KANSAS CITY	10	24 at St. Louis	7
16 at Seattle	15	27 SAN FRANCISCO	10	23 NEW YORK JETS	10
14 at Green Bay	25	20 at Atlanta	23	4 DALLAS	4
19 WASHINGTON	21	3 at Dallas	24	21 at Detroit	19
0 at Atlanta	14	17 TAMPA BAY	14	10 at Philadelphia	17
11 SAN DIEGO	14	17 WASHINGTON	6	6 at New York Giants	17
21 at Chicago	15	17 at New Orleans	28	18 SAN FRANCISCO	20
7 at Minnesota	18	10 at St. Louis	20	17 at Baltimore	14
34 TAMPA BAY	23	13 at Washington	0(1-16)	16 NEW YORK GIANTS	0(1-13)
17 at Oakland	29	17 PHILADELPHIA	19	17 ST. LOUIS	27
17 DENVER	14	17 at Buffalo	41	10 at Dallas	37
14 at St. Louis	21	17 LOS ANGELES	20	0 MIAMI	16
47 MINNESOTA	11	17 ST. LOUIS	9	17 at Atlanta	25
33 SAN FRANCISCO	14	3 at Philadelphia	20	10 CHICAGO	14
290	300	265	298	273	283
GREEN BAY (8-7-1)		PHILADELPHIA (9-7)			
13 at Detroit	7	14 LOS ANGELES	16		
24 NEW ORLEANS	17	10 at Washington	15		
3 OAKLAND	28	24 at New Orleans	17		
24 at San Diego	3	17 MIAMI	3		
15 DETROIT	14	17 at Baltimore	14		
24 CHICAGO	14	14 at New England	24		
45 SEATTLE	28	17 WASHINGTON	10		
5 at Minnesota	21	7 at Dallas	14		
9 TAMPA BAY	7	10 ST. LOUIS	16		
3 at Philadelphia	10	10 GREEN BAY	3		
14 DALLAS	42	17 NEW YORK JETS	9		
3 at Denver	16	19 at New York Giants	17		
10 MINNESOTA	0(1-10)	14 at St. Louis	14		
17 at Tampa Bay	7	27 at Minnesota	28		
0 at Chicago	14	13 DALLAS	31		
14 at Los Angeles	11	20 NEW YORK GIANTS	3		
249	269	270	250		

AFC CLUB-BY-CLUB 1978 SEASON RESULTS

BALTIMORE (5-11)		HOUSTON (10-6)		OAKLAND (9-7)	
0 at Dallas	38	14 at Atlanta	20	8 at Denver	14
0 MIAMI	27	20 at Kansas City	15	21 at San Diego	20
14 at New England	42	20 SAN FRANCISCO	19	28 at Green Bay	4
17 at Buffalo	24	6 LOS ANGELES	10	14 NEW ENGLAND	21
14 PHILADELPHIA	17	16 at Cleveland	11	25 at Chicago	OT 19
30 at St. Louis	17	17 at Oakland	23	25 HOUSTON	17
10 NEW YORK JETS	33	17 BUFFALO	10	28 KANSAS CITY	6
7 DENVER	6	24 at Pittsburgh	17	7 at Seattle	27
4 at Miami	26	11 at Cincinnati	28	23 SAN DIEGO	27
21 WASHINGTON	17	14 CLEVELAND	10	20 at Kansas City	10
17 at Seattle	14	26 at New England	23	34 at Cincinnati	21
24 CLEVELAND	35	15 MIAMI	30	29 DETROIT	17
14 NEW ENGLAND	35	15 PITTSBURGH	11	16 SEATTLE	17
17 at New York Jets	24	1 PITTSBURGH	11	6 DENVER	21
15 at Pittsburgh	35	17 at New Orleans	12	27 MIAMI	23
14 BUFFALO	21	24 SAN DIEGO	43	27 MINNESOTA	20
238	421	283	298	311	283
BUFFALO (5-11)		KANSAS CITY (4-12)		PITTSBURGH (14-2)	
17 PITTSBURGH	28	24 at Cincinnati	23	28 at Buffalo	17
29 NEW YORK JETS	21	17 HOUSTON	20	21 SEATTLE	10
24 at Miami	31	10 at New York Giants	26	28 at Cincinnati	3
24 BALTIMORE	17	17 DENVER	OT 23	15 CLEVELAND	OT 9
26 KANSAS CITY	15	11 at Buffalo	28	28 at New York Jets	17
14 at New York Jets	43	11 TAMPA BAY	30	31 ATLANTA	14
10 at Houston	17	6 at Oakland	28	14 at Cleveland	17
5 CINCINNATI	0	15 CLEVELAND	3	17 HOUSTON	24
20 at Cleveland	41	24 at Pittsburgh	27	27 KANSAS CITY	24
10 NEW ENGLAND	4	10 OAKLAND	20	20 NEW ORLEANS	14
24 MIAMI	6	23 at San Diego	OT 29	7 at Los Angeles	10
10 at Tampa Bay	11	10 SEATTLE	13	6 CINCINNATI	6
41 NEW YORK GIANTS	17	23 SAN DIEGO	0	24 at San Francisco	7
10 at Kansas City	14	14 BUFFALO	10	13 at Houston	3
24 at New England	26	3 at Denver	24	15 BALTIMORE	13
21 at Baltimore	14	19 at Seattle	23	21 at Denver	17
302	354	243	327	356	195
CINCINNATI (4-12)		MIAMI (11-5)		SAN DIEGO (9-7)	
23 KANSAS CITY	24	20 at New York Jets	0	24 at Seattle	20
10 at Cleveland	OT 11	40 at Baltimore	11	20 OAKLAND	21
1 PITTSBURGH	28	10 BUFFALO	24	14 at Denver	27
14 NEW ORLEANS	20	3 at Philadelphia	17	3 GREEN BAY	24
17 at San Francisco	28	24 ST. LOUIS	10	23 at New England	28
10 at Miami	21	21 CINCINNATI	0	23 DENVER	0
1 NEW ENGLAND	0	28 at San Diego	23	21 MIAMI	28
10 at Buffalo	11	24 at New England	33	14 at Detroit	11
24 HOUSTON	13	28 BALTIMORE	8	27 at Oakland	24
13 at San Diego	27	21 DALLAS	16	22 CINCINNATI	13
25 OAKLAND	34	26 at Buffalo	24	28 KANSAS CITY	OT 23
6 at Pittsburgh	7	30 at Houston	15	13 at Minnesota	7
10 at Houston	19	11 NEW YORK JETS	24	0 at Kansas City	23
15 ATLANTA	7	16 at Washington	0	40 CHICAGO	9
20 at Los Angeles	19	23 OAKLAND	6	17 SEATTLE	10
48 CLEVELAND	16	23 NEW ENGLAND	3	45 at Houston	24
252	284	372	254	355	309
CLEVELAND (8-8)		NEW ENGLAND (11-5)		SEATTLE (9-7)	
24 SAN FRANCISCO	7	14 WASHINGTON	16	20 SAN DIEGO	24
11 CINCINNATI	OT 10	16 at St. Louis	6	10 at Pittsburgh	17
24 at Atlanta	16	27 BALTIMORE	34	24 at New York Jets	21
9 at Pittsburgh	OT 11	21 at Oakland	14	28 DETROIT	16
13 HOUSTON	16	28 SAN DIEGO	7	7 at Denver	28
21 at New Orleans	16	24 PHILADELPHIA	14	29 MINNESOTA	17
14 PITTSBURGH	34	10 at Cincinnati	4	28 at Green Bay	45
3 at Kansas City	27	33 MIAMI	24	27 OAKLAND	7
41 BUFFALO	19	55 NEW YORK JETS	21	17 DENVER	OT 20
10 at Houston	14	14 at Buffalo	10	31 at Chicago	29
5 DENVER	9	23 HOUSTON	28	14 BALTIMORE	17
45 at BALTIMORE	24	19 at New York Jets	17	11 at Kansas City	10
30 LOS ANGELES	19	15 at Baltimore	14	17 at Oakland	16
24 at SEATTLE	47	10 at Dallas	17	47 CLEVELAND	24
15 NEW YORK JETS	OT 34	26 BUFFALO	23	16 at San Diego	37
16 at Cincinnati	48	3 at Miami	21	23 KANSAS CITY	16
334	356	358	286	345	358
DENVER (10-6)		NEW YORK JETS (8-8)			
14 OAKLAND	8	13 MIAMI	20		
9 at Minnesota	OT 12	21 at Buffalo	20		
25 SAN DIEGO	14	17 SEATTLE	24		
23 at Kansas City	OT 17	3 at Washington	23		
28 SEATTLE	7	17 PITTSBURGH	28		
0 at San Diego	23	45 BUFFALO	14		
16 CHICAGO	7	51 at Baltimore	10		
8 at Baltimore	9	21 ST. LOUIS	10		
20 at Seattle	OT 17	21 at New England	55		
28 NEW YORK JETS	11	31 at Denver	28		
19 at Cleveland	1	9 at Philadelphia	17		
16 GREEN BAY	5	17 NEW ENGLAND	19		
18 at Detroit	17	24 at Miami	13		
23 at Oakland	6	24 BALTIMORE	16		
24 KANSAS CITY	1	34 at Cleveland	OT 17		
17 PITTSBURGH	21	7 DALLAS	34		
282	198	359	364		

SUMMARY OF THE 1978 SEASON

New Orleans 31, Minnesota 24 At New Orleans, Sept. 3

Minnesota	7	10	0	7-24
New Orleans	14	10	0	7-31

- N.O. — Muncie 3-yd Run (Szaro Kick)
 Minn — Young 7-yd Pass from Tarkenton (Danmeier Kick)
 N.O. — Muncie 7-yd Run (Szaro Kick)
 Minn — Danmeier 44-yd Field Goal
 N.O. — Galbreath 6-yd Run (Szaro Kick)
 Minn — Foreman 1-yd Run (Danmeier Kick)
 N.O. — Szaro 32-yd Field Goal
 N.O. — Myers 97-yd Interception Return (Szaro Kick)
 Minn — Young 10-yd Pass from Tarkenton (Danmeier Kick)

TEAM STATISTICS

	Minn	N.O.
First Downs	28	19
Net Yards Gained	429	321
Net Yards Rushing	155	138
Net Yards Passing	274	183
Passes	28-48	15-22
Passes Intercepted by	0	4
Punts, Average	1-40.0	4-37.2
Fumbles, Fumbles Lost	4-2	1-1
Penalties, Yards	7-82	14-132

RUSHING

- Minn — Foreman 18 for 122, 1 TD; Young 10 for 31; McClanahan 2 for 2; Miller 2 for 0
 N.O. — Galbreath 14 for 77, 1 TD; Muncie 16 for 40, 2 TDs; Manning 4 for 21.

PASSING

- Minn — Tarkenton 28 of 48 for 287, 2 TDs, 4 Int.
 N.O. — Manning 15 of 22 for 193, TD, 0 Int.

RECEIVING

- Minn — Young 12 for 134, 2 TDs; Foreman 5 for 35; Tucker 4 for 49; Rashad 4 for 26; White 2 for 19; Washington 1 for 24.
 N.O. — Harris 4 for 50; Galbreath 4 for 22; Muncie 3 for 37; Childs 2 for 59; Owens 2 for 25.

Minnesota 12, Denver 9 (O.T.) At Met Stadium, Sept. 11

Denver	0	0	0	9	0-9
Minnesota	3	0	6	0	3-12

- Minn — Danmeier 24-yd Field Goal
 Minn — Danmeier 46-yd Field Goal
 Minn — Danmeier 21-yd Field Goal
 Den — Keywork 1-yd Run (Kick Blocked)
 Den — Turner 25-yd Field Goal
 Minn — Danmeier 44-yd Field Goal

TEAM STATISTICS

	Minn	Den
First Downs	12	18
Net Yards Gained	206	231
Net Yards Rushing	101	102
Net Yards Passing	105	129
Passes	15-34	15-32
Passes Intercepted by	3	3
Punts, Average	5-36.4	4-33.0
Fumbles, Fumbles Lost	1-0	4-3
Penalties, Yards	7-35	6-50

RUSHING

- Minn — Foreman 22 for 59; Young 7 for 16; R. Miller 5 for 12; Kramer 1 for 10; Tarkenton 1 for 4.
 Den — Armstrong 14 for 64; Perrin 7 for 22; Keyworth 6 for 13, 1 TD; Canada 1 for 3; Morton 1 for 0.

PASSING

- Minn — Tarkenton 13 of 27 for 98, 0 TD, 3 Int; Kramer 2 of 7 for 22, 0 TD, 0 Int.
 Den — Morton 9 of 21 for 90, 0 TD, 2 Int; Weese 6 of 11 for 81, 0 TD, 1 Int.

RECEIVING

- Minn — Foreman 4 for 28; R. Miller 3 for 31; Young 3 for 19; White 2 for 27; Rashad 2 for 9; Tucker 1 for 6.
 Den — Keyworth 4 for 27; Moses 3 for 53; Upchurch 3 for 30; Odoms 2 for 41; Egloff 1 for 15; Armstrong 1 for 6; Perrin 1 for -1.

Tampa Bay 16, Minnesota 10 At Met Stadium, Sept. 17

Tampa Bay	3	6	7	0-16
Minnesota	7	0	0	3-10

- T.B. — O'Donoghue 42-yd Field Goal
 Minn — Rashad 4-yd Pass from Tarkenton (Danmeier Kick)
 T.B. — Bell 2-yd Run (Kick Failed)
 T.B. — Owens 5-yd Pass from Williams (O'Donoghue Kick)
 Minn — Danmeier 47-yd Field Goal

TEAM STATISTICS

	Minn	T.B.
First Downs	15	10
Net Yards Gained	219	155
Net Yards Rushing	73	92
Net Yards Passing	146	63
Passes	25-37	5-19
Passes Intercepted by	0	3
Punts, Average	4-32.5	10-39.5
Fumbles, Fumbles Lost ..	3-2	2-1
Penalties, yards	8-61	11-96

RUSHING

Minn — Foreman 12 for 25; Young 7 for 20; Tarkenton 5 for 18; R. Miller 3 for 5; White 1 for 5.

T.B. — Bell 21 for 59, 1 TD; DuBose 15 for 37; Williams 3 for -4.

PASSING

Minn — Tarkenton 23 of 31 for 180, 1 TD, 2 Int; Kramer 2 of 6 for 9, 0 TD, 1 Int.

T.B. — Williams 5 of 19 for 63, 1 TD, 0 Int.

RECEIVING

Minn — Foreman 7 for 33; Young 6 for 16; White 4 for 62; Rashad 4 for 38, 1 TD; Tucker 3 for 37; R. Miller 1 for 3.

T.B. — Owens 4 for 42, 1 TD; Giles 1 for 21.

Minnesota 24, Chicago 20 At Chicago, Sept. 25

Minnesota	14	0	7	3-24
Chicago	7	3	3	7-20
Minn — White 33-yd Pass from Tarkenton (Danmeier Kick)				
Minn — Blair 49-yd Fumble Return (Danmeier Kick)				
Chi — Payton 3-yd Run (Thomas Kick)				
Chi — Thomas 27-yd Field Goal				
Chi — Thomas 32-yd Field Goal				
Minn — Foreman 1-yd Run (Danmeier Kick)				
Minn — Danmeier 29-yd Field Goal				
Chi — Payton 1-yd Run (Thomas Kick)				

TEAM STATISTICS

	Minn	Chi
First Downs	24	20
Net Yards Gained	295	278
Net Yards Rushing	153	90
Net Yards Passing	142	188
Passes	14-20	22-37
Passes Intercepted by	2	1
Punts, Average	2-39.5	3-40.3
Fumbles, Fumbles Lost ..	1-1	1-1
Penalties, Yards	13-86	5-64

RUSHING

Minn — Young 17 for 81; Foreman 17 for

73, 1 TD, McClanahan 1 for 1; R. Miller 2 for 0; Tarkenton 2 for -2.

Chi — Payton 24 for 58, 2 TDs; Harper 10 for 31; Avellini 2 for 1.

PASSING

Minn — Tarkenton 14 of 20 for 152, 1 TD, 1 Int.

Chi — Avellini 22 of 36 for 207, 0 TD, 2 Int; Parsons 0 of 1 for 0, 0 TD, 0 Int.

RECEIVING

Minn — White 6 for 82, 1 TD; Young 3 for 17; Rashad 2 for 25; Tucker 2 for 21; McClanahan 1 for 7.

Chi — Richards 6 for 76; Latta 5 for 41; Harper 5 for 27; Payton 4 for 37; Scott 2 for 26.

Minnesota 24, Tampa Bay 7 At Tampa Bay, Oct 1

Minnesota	7	10	0	7-24
Tampa Bay	0	7	0	0-7
Minn — R. Miller 1-yd Run (Danmeier Kick)				
Minn — Danmeier 36-yd Field Goal				
T.B. — Owens 56-yd Pass from Williams (O'Donoghue Kick)				
Minn — White 21-yd Pass from Tarkenton (Danmeier Kick)				
Minn — McNeill 16-yd Blocked Punt Return (Danmeier Kick)				

	Minn	T.B.
First Downs	19	18
Net Yards Gained	319	370
Net Yards Rushing	111	87
Net Yards Passing	208	283
Passes	20-31	16-35
Passes Intercepted by	3	1
Punts, Average	6-36.3	5-33.8
Fumbles, Fumbles Lost ..	1-0	1-0
Penalties, Yards	5-35	3-25

RUSHING

Minn — Young 15 for 38; R. Miller 13 for 38, 1 TD; McClanahan 4 for 19; Kellar 5 for 16.

T.B. — DuBose 10 for 35; Bell 9 for 31; Carter 1 for 11; Williams 4 for 10.

PASSING

Minn — Tarkenton 20 of 31 for 213, 1 TD, 1 Int.

T.B. — Williams 16 of 35 for 311, 1 TD, 3 Int.

RECEIVING

Minn — Rashad 5 for 60; White 4 for 49, 1

TD; R. Miller 4 for 26; Voigt 2 for 44; Tucker 2 for 14; Young 2 for 13; Craig 1 for 7.

T.B. — Owens 5 for 132, 1 TD; McKay 3 for 54; Giles 3 for 36; Mucker 2 for 66; Bell 1 for 11; Carter 1 for 9; DuBose 1 for 3.

**Seattle 29, Minnesota 28
At Seattle, Oct. 8**

Minnesota 0 14 14 0-28
Seattle 13 6 0 10-29
Sea — McCullum 44-yd Pass from Zorn (Kick Blocked)
Sea — Zorn 12-yd Run (Herrera Kick)
Minn — Rashad 2-yd Pass from Tarkenton (Danmeier Kick)
Sea — Sims 8-yd Run (Kick Blocked)
Minn — Tarkenton 1-yd Run (Danmeier Kick)
Minn — R. Miller 5-yd Run (Danmeier Kick)
Minn — White 9-yd Pass from Tarkenton (Danmeier Kick)
Sea — Zorn 22-yd run (Herrera Kick)
Sea — Herrera 19-yd Field Goal

TEAM STATISTICS

	Minn	Sea
First Downs	28	23
Net Yards Gained	391	432
Net Yards Rushing	117	184
Net Yards Passing	274	248
Passes	27-37	17-28
Passes Intercepted by	2	0
Punts, Average	5-36.0	4-37.5
Fumbles, Fumbles Lost ..	2-1	1-0
Penalties, Yards	5-31	8-49

RUSHING

Minn — R. Miller 20 for 64, 1 TD; Young 7 for 27; White 1 for 16; Kellar 2 for 9; Tarkenton 1 for 1, 1 TD.

Sea — Smith 16 for 74; Zorn 5 for 45, 2 TDs; Sims 7 for 34, 1 TD; Hunter 2 for 24; Testerman 2 for 7.

PASSING

Minn — Tarkenton 27 of 37 for 274, 2 TDs, 0 Int.

Sea — Zorn 17 of 28 for 256, 1 TD, 2 Int.

RECEIVING

Minn — Young 7 for 56; R. Miller 4 for 58; Rashad 4 for 43, 1 TD; Tucker 4 for 40; White 3 for 47, 1 TD; Craig 2 for 17; Kellar 2 for 9; Voigt 1 for 5.

Sea — McCullum 5 for 98, 1 TD; Sims 4 for 45; Smith 3 for 45; Howard 2 for 26; Raible 1 for 29; Largent 1 for 13; Testerman 1 for 0.

**Los Angeles 34, Minnesota 17
At Met Stadium, Oct. 15**

Los Angeles 0 13 0 21-34
Minnesota 7 3 7 0-17
Minn — White 5-yd Pass from Tarkenton (Danmeier Kick)
L.A. — Corral 31-yd Field Goal
Minn — Danmeier 38-yd Field Goal
L.A. — Bryant 6-yd Run (Corral Kick)
L.A. — Corral 40-yd Field Goal
Minn — White 29-yd Pass from Tarkenton (Danmeier Kick)
L.A. — McCutcheon 3-yd Pass from Haden (Corral Kick)
L.A. — Robertson 16-yd Fumble Return (Corral Kick)
L.A. — Cappelletti 4-yd Run (Corral Kick)

TEAM STATISTICS

	Minn	L.A.
First Downs	13	23
Net Yards Gained	167	326
Net Yards Rushing	42	180
Net Yards Passing	125	146
Passes	17-34	13-27
Passes Intercepted by	2	1
Punts, Average	8-33.8	4-32.8
Fumbles, Fumbles Lost ..	1-1	2-1
Penalties, Yards	7-45	5-51

RUSHING

Minn — Foreman 9 for 17; R. Miller 8 for 11; Kellar 4 for 9; Young 3 for 5.

L.A. — McCutcheon 21 for 89; Cappelletti 11 for 29, 1 TD; Nelson 2 for 22; Haden 2 for 17; Bryant 4 for 16, 1 TD; Jodat 3 for 7.

PASSING

Minn — Tarkenton 16 of 31 for 147, 2 TDs, 1 Int; Kramer 1 of 3 for 19, 0 TD, 0 Int.

L.A. — Haden 13 of 27 for 151, 1 TD, 2 Int.

RECEIVING

Minn — Rashad 5 for 90; Young 5 for 23; White 3 for 50, 2 TDs; Tucker 2 for 11; R. Miller 1 for 6; Kellar 1 for 14.

L.A. — Jessie 4 for 39; Cappelletti 3 for 56; Miller 2 for 16; McCutcheon 2 for 10, 1 TD; Nelson 1 for 16; Bryant 1 for 14.

**Minnesota 21, Green Bay 7
At Met Stadium, Oct. 22**

Green Bay 0 7 0 0-7
Minnesota 0 14 0 7-21
Minn — Foreman 16-yd Pass from Tarkenton (Danmeier Kick)
G.B. — Middleton 3-yd Run (Marcol Kick)
Minn — Rashad 4-yd Pass from Tarkenton

(Danmeier Kick)
 Minn — Rashad 15-yd Pass from Tarkenton
 (Danmeier Kick)

TEAM STATISTICS

	Minn	G.B.
First Downs	22	14
Net Yards Gained	294	247
Net Yards Rushing	60	129
Net Yards Passing	234	118
Passes	26-43	20-32
Passes Intercepted by	1	0
Punts, Average	6-42.0	9-30.7
Fumbles, Fumbles Lost ..	1-1	2-1
Penalties, Yards	10-94	10-111

RUSHING

Minn — Foreman 24 for 46; Young 4 for 8; Coleman 1 for 5; McClanahan 1 for 2; Johnson 1 for 1; Tarkenton 1 for -2.

G.B. — Middleton 15 for 81, 1 TD; Smith 7 for 32; Whitehurst 1 for 8; Torkelson 2 for 8.

PASSING

Minn — Tarkenton 26 of 43 for 262, 3 TDs, 0 Int.

G.B. — Whitehurst 18 of 30 for 120, 0 TD, 1 Int; Sproul 2 of 2 for 32, 0 TD, 0 Int.

RECEIVING

Minn — Young 7 for 73; Foreman 7 for 47, 1 TD; Rashad 6 for 56, 2 TDs; White 5 for 66; Tucker 1 for 20.

G.B. — Smith 6 for 54; Middleton 5 for 14; McGeorge 4 for 40; Lofton 4 for 38; Odum 1 for 6.

Minnesota 21, Dallas 10 At Dallas, Oct. 26

Minnesota	14	7	0	0-21
Dallas	0	3	7	0-10

Minn — Foreman 4-yd Pass from Tarkenton (Danmeier Kick)

Minn — Young 4-yd Run (Danmeier Kick)

Dall — Septien 25-yd Field Goal

Minn — White 12-yd Pass from Tarkenton (Danmeier Kick)

Dall — Newhouse 1-yd Run (Septien Kick)

TEAM STATISTICS

	Minn	Dall
First Downs	21	13
Net Yards Gained	281	239
Net Yards Rushing	144	92
Net Yards Passing	137	147
Passes	18-32	12-27
Passes Intercepted by	2	0
Punts, Average	7-45.7	5-43.0

Fumbles, Fumbles Lost ..	0-0	2-2
Penalties, Yards	6-40	5-50

RUSHING

Minn — Foreman 22 for 101; Johnson 5 for 22; Young 8 for 21, 1 TD; White 2 for 3; Tarkenton 1 for -3.

Dall — Newhouse 11 for 43, 1 TD; Dorsett 11 for 38; P. Pearson 1 for 8; Staubach 1 for 3.

PASSING

Minn — Tarkenton 18 of 32 for 139, 2 TDs, 0 Int.

Dall — Staubach 12 of 26 for 148, 0 TD, 2 Int; Dorsett 0 of 1 for 0, 0 TD, 0 Int.

RECEIVING

Minn — Foreman 5 for 33, 1 TD; Rashad 4 for 34; Tucker 4 for 25; White 2 for 36, 1 TD; Young 2 for 8; Voigt 1 for 3.

Dall — Hill 3 for 34; DuPree 2 for 41; D. Pearson 2 for 38; P. Pearson 2 for 14; Newhouse 2 for 9; Dorsett 1 for 12.

Minnesota 17, Detroit 7 At Met Stadium, Nov. 5

Detroit	0	7	0	0-7
Minnesota	0	3	7	7-17

Minn — Danmeier 32-yd Field Goal

Det — Blue 9-yd Pass from Danielson (Ricardo Kick)

Minn — White 21-yd Pass from Tarkenton (Danmeier Kick)

Minn — Foreman 1-yd Run (Danmeier Kick)

TEAM STATISTICS

	Minn	Det
First Downs	22	11
Net Yards Gained	312	175
Net Yards Rushing	124	70
Net Yards Passing	188	105
Passes	18-29	18-30
Passes Intercepted by	0	4
Punts, Average	2-43.0	7-41.6
Fumbles, Fumbles Lost ..	4-1	3-3
Penalties, Yards	9-55	4-45

RUSHING

Minn — Young 17 for 75; Foreman 20 for 35, 1 TD; Johnson 5 for 18; McClanahan 1 for 2; R. Miller 2 for 0; Tarkenton 3 for -6.

Det — Bussey 7 for 28; King 6 for 19; Hill 1 for 13; Gaines 4 for 10.

PASSING

Minn — Tarkenton 18 of 27 for 211, 1 TD, 3 Int; Lee 0 of 2 for 0, 0 TD, 1 Int.

Det — Danielson 18 of 30 for 127, 1 TD, 0 Int.

RECEIVING

Minn — Young 6 for 59; White 4 for 64, 1 TD; Rashad 3 for 45; Tucker 3 for 45; Foreman 2 for -2.

Det — King 7 for 41; Hill 3 for 33; Scott 3 for 26; Bussey 3 for 11; Blue 1 for 9, 1 TD; Thompson 1 for 7.

Minnesota 17, Chicago 14 At Met Stadium, Nov. 12

Chicago 7 0 7 0-14
Minnesota 7 10 0 0-17

Chi — Payton 2-yd Run (Thomas Kick)
Minn — Foreman 1-yd Run (Danmeier Kick)
Minn — Foreman 1-yd Run (Danmeier Kick)
Minn — Danmeier 25-yd Field Goal
Chi — Payton 19-yd Run (Thomas Kick)

TEAM STATISTICS

First Downs	18	15
Net Yards Gained	313	233
Net Yards Rushing	90	186
Net Yards Passing	223	47
Passes	24-37	8-18
Passes Intercepted by	3	1
Punts, Average	6-29.7	4-38.5
Fumbles, Fumbles Lost ..	4-2	2-1
Penalties, Yards	5-35	4-40

RUSHING

Minn — Foreman 18 for 54, 2 TDs; R. Miller 4 for 25; Young 7 for 17; Tarkenton 4 for -6.

Chi — Payton 23 for 127, 2 TDs; Harper 17 for 49; Phipps 1 for 10; Baschnagel 1 for 0.

PASSING

Minn — Tarkenton 24 of 37 of 245, 0 TD, 1 Int.

Chi — Phipps 8 of 18 for 66, 0 TD, 3 Int.

RECEIVING

Minn — Young 9 for 84; Foreman 5 for 35; White 4 for 46; Rashad 3 for 32; Tucker 2 for 41; R. Miller 1 for 8.

Chi — Harper 3 for 13; Richards 2 for 24; Payton 2 for 11; Scott 1 for 18.

San Diego 13, Minnesota 7 At Met Stadium, Nov. 19

San Diego 7 0 6 0-13
Minnesota 7 0 0 0-7

Minn — Young 10-yd Pass from Tarkenton (Danmeier Kick)

S.D. — Bauer 2-yd Run (Benirschke Kick)

S.D. — Jefferson 10-yd Pass from Fouts (Kick Failed)

TEAM STATISTICS

	Minn	S.D.
First Downs	17	19
Net Yards Gained	272	287
Net Yards Rushing	63	124
Net Yards Passing	209	163
Passes	27-42	13-23
Passes Intercepted by	2	2
Punts, Average	9-33.2	7-34.4
Fumbles, Fumbles Lost ..	2-2	3-1
Penalties, Yards	6-53	4-47

RUSHING

Minn — Foreman 13 for 42; Coleman 1 for 17; White 1 for 6; Young 5 for 3; Tarkenton 1 for -5.

S.D. — Woods 23 for 76; Bauer 10 for 24, 1 TD; Matthews 5 for 24; Mitchell 3 for 4; Harris 2 for -4.

PASSING

Minn — Tarkenton 27 of 42 for 230, 1 TD, 2 Int.

S.D. — Fouts 9 of 19 for 131, 1 TD, 2 Int; Harris 4 of 4 for 32, 0 TD, 0 Int.

RECEIVING

Minn — Foreman 9 for 76; Young 6 for 46, 1 TD; Tucker 5 for 47; White 3 for 29; Rashad 3 for 27; R. Miller 1 for 5.

S.D. — Klein 6 for 69; Jefferson 3 for 59, 1 TD; Bauer 3 for 27; Mitchell 1 for 8.

Minnesota 10, Green Bay 10 (O.T.) At Green Bay, Nov. 26

Minnesota 3 0 0 7 0-10
Green Bay 0 7 0 3 0-10

Minn — Danmeier 19-yd Field Goal
G.B. — Middleton 1-yd Run (Marcol Kick)
G.B. — Marcol 19-yd Field Goal
Minn — Rashad 5-yd Pass from Tarkenton (Danmeier Kick)

TEAM STATISTICS

	Minn	G.B.
First Downs	15	16
Net Yards Gained	293	318
Net Yards Rushing	111	154
Net Yards Passing	182	164
Passes	20-37	11-23
Passes Intercepted by	0	4
Punts, Average	6-44.0	10-30.5
Fumbles, Fumbles Lost ..	3-1	4-3
Penalties, Yards	6-40	3-19

RUSHING

Minn — Foreman 24 for 52; Young 14 for 35; R. Miller 2 for 24; Tarkenton 2 for 0.

G.B. — Middleton 39 for 110, 1 TD; Smith 12 for 39; Culbreath 2 for 4; Simpson 1 for 1.

PASSING

Minn — Tarkenton 20 of 37 for 199, 1 TD, 4 Int.

G.B. — Whitehurst 11 of 23 for 175, 0 TD, 0 Int.

RECEIVING

Minn — Young 6 for 63; Foreman 5 for 35; Rashad 4 for 38, 1 TD; White 2 for 35; Tucker 2 for 17; R. Miller 1 for 11.

G.B. — McGeorge 3 for 35; Smith 3 for 28; Thompson 2 for 68; Middleton 2 for 20; Lofton 1 for 24.

PASSING

Minn — Tarkenton 30 of 56 for 289, 4 TDs, 3 Int.

Phil — Jaworski 13 of 28 for 228, 3 TDs, 1 Int; Walton 0 of 1 for 0, 0 TD, 0 Int.

RECEIVING

Minn — Rashad 9 for 107, 1 TD; White 6 for 68, 2 TDs; Foreman 6 for 31; Tucker 4 for 49; Young 4 for 28; R. Miller 1 for 6.

Phil — Carmichael 4 for 115, 2 TDs; Osborne 3 for 42; Smith 2 for 51, 1 TD; Hogan 2 for 10; Montgomery 2 for 10.

Minnesota 28, Philadelphia 27 At Met Stadium, Dec. 3

Philadelphia 7 20 0 0-27
Minnesota 14 0 7 7-28

Minn — White 5-yd Pass from Tarkenton (Danmeier Kick)

Phil — Carmichael 56-yd Pass from Jaworski (Michel Kick)

Minn — White 9-yd Pass from Tarkenton (Danmeier Kick)

Phil — Carmichael 21-yd Pass from Jaworski (Michel Kick)

Phil — Montgomery 36-yd Run (Michel Kick)

Phil — Smith 27-yd Pass from Jaworski (Kick Blocked)

Minn — Young 6-yd Pass from Tarkenton (Danmeier Kick)

Minn — Rashad 20-yd Pass from Tarkenton (Danmeier Kick)

TEAM STATISTICS

	Minn	Phil
First Downs	23	18
Net Yards Gained	369	376
Net Yards Rushing	80	163
Net Yards Passing	289	213
Passes	30-56	13-29
Passes Intercepted by	1	3
Punts, Average	6-35.5	8-35.2
Fumbles, Fumbles Lost ..	2-0	1-0
Penalties, Yards	9-62	9-109

RUSHING

Minn — Foreman 18 for 69; Young 3 for 13; R. Miller 2 for 2; Tarkenton 2 for -4.

Phil — Montgomery 24 for 115, 1 TD; Hogan 10 for 46; Jaworski 1 for 2.

Detroit 45, Minnesota 14 At Detroit, Dec. 9

Minnesota 0 7 7 0-14
Detroit 14 14 3 14-45

Det — King 34-yd Pass from Danielson (Ricardo Kick)

Det — Thompson 5-yd Pass from Danielson (Ricardo Kick)

Minn — R. Miller 1-yd Run (Danmeier Kick)

Det — Thompson 17-yd Pass from Danielson (Ricardo Kick)

Det — Thompson 45-yd Pass from Danielson (Ricardo Kick)

Minn — K. Miller 35-yd Pass from Tarkenton (Danmeier Kick)

Det — Ricardo 30-yd Field Goal

Det — King 5-yd Pass from Danielson (Ricardo Kick)

Det — Bradley 76-yd Interception Return (Ricardo Kick)

TEAM STATISTICS

	Minn	Det
First Downs	16	23
Net Yards Gained	235	507
Net Yards Rushing	22	155
Net Yards Passing	213	352
Passes	20-36	26-33
Passes Intercepted by	1	2
Punts, Average	6-40.0	2-43.5
Fumbles, Fumbles Lost ..	2-1	2-1
Penalties, Yards	5-28	8-75

RUSHING

Minn — Foreman 7 for 13; Young 7 for 7; R. Miller 2 for 3, 1 TD; McClanahan 1 for 0; Tarkenton 1 for -1.

Det — Bussey 13 for 77; Gaines 6 for 29; King 6 for 15; Danielson 1 for 15; Kane 3 for 11; Daykin 1 for 8.

PASSING

Minn — Tarkenton 18 of 34 for 231, 1 TD, 2 Int; Lee 2 of 2 for 10, 0 TD, 0 Int.

Det — Danielson 26 of 33 for 352, 5 TDs, 1 Int.

RECEIVING

Minn — Tucker 5 for 73; R. Miller 3 for 36; Rashad 3 for 29; Young 3 for 1; White 2 for 43; Foreman 2 for 20; K. Miller 1 for 35, 1 TD; McClanahan 1 for 4.

Det — Blue 6 for 77; King 6 for 63, 2 TDs; Thompson 5 for 93, 3 TDs; Scott 3 for 50; Kane 3 for 40; Hill 3 for 29.

Oakland 27, Minnesota 20**At Oakland, Dec. 17**

Minnesota	0	6	0	14-20
Oakland	21	0	3	3-27

Oak — Biletnikoff 13-yd Pass from Stabler (Mann Kick)

Oak — Phillips 31-yd Fumble Return (Mann Kick)

Oak — Van Eeghen 4-yd Run (Mann Kick)
Minn — Rashad 58-yd Pass from Tarkenton (Kick Failed)

Oak — Mann 30-yd Field Goal
Minn — Young 9-yd Pass from Tarkenton (Danmeier Kick)

Oak — Mann 45-yd Field Goal
Minn — Rashad 24-yd Pass from Tarkenton (Danmeier Kick)

TEAM STATISTICS

	Minn	Oak
First Downs	21	16
Net Yards Gained	389	311
Net Yards Rushing	90	168
Net Yards Passing	299	143
Passes	23-38	16-27
Passes Intercepted by	0	5
Punts, Average	4-34.8	6-39.0
Fumbles, Fumbles Lost	2-2	2-2
Penalties, Yards	5-35	8-55

RUSHING

Minn — Foreman 13 for 41; R. Miller 5 for 29; Young 3 for 20.

Oak — Van Eeghen 28 for 92, 1 TD; Whittington 13 for 61; Banaszak 4 for 18; Russell 1 for 0; Humm 4 for -3.

PASSING

Minn — Tarkenton 23 of 38 for 316, 3 TDs, 5 Int.

Oak — Stabler 9 of 15 for 88, 1 TD, 0 Int; Humm 7 of 11 for 66, 0 TD, 0 Int; Casper 0 of 1 for 0, 0 TD, 0 Int.

RECEIVING

Minn — Young 7 for 65, 1 TD; Rashad 5 for 115, 2 TDs; Foreman 4 for 26; Tucker 3 for 45; R. Miller 2 for 40; White 1 for 18; Craig 1 for 7.

Oak — Branch 4 for 45; Biletnikoff 3 for 34, 1 TD; Casper 2 for 29; Whittington 2 for 9; Van Eeghen 2 for 8; Bradshaw 1 for 15; Chester 1 for 10; Banaszak 1 for 4.

Los Angeles 34, Minnesota 10**At Los Angeles, Dec. 31****(NFC Divisional Playoffs)**

Minnesota	3	7	0	0-10
Los Angeles	0	10	14	10-34

Minn — Danmeier 42-yd Field Goal
L.A. — Miller 9-yd Pass from Haden (Corral Kick)

L.A. — Corral 43-yd Field Goal
Minn — Rashad 1-yd Pass from Tarkenton (Danmeier Kick)

L.A. — Cappelletti 3-yd Run (Corral Kick)
L.A. — Jessie 27-yd Pass from Haden (Corral Kick)

L.A. — Corral 28-yd Field Goal
L.A. — Jodat 3-yd Run (Corral Kick)

TEAM STATISTICS

	Minn	L.A.
First Downs	12	25
Net Yards Gained	244	409
Net Yards Rushing	36	200
Net Yards Passing	208	209
Passes	18-38	15-29
Passes Intercepted by	1	2
Punts, Average	6-41.3	4-31.0
Fumbles, Fumbles Lost	2-0	1-0
Penalties, Yards	2-12	4-35

RUSHING

Minn — Foreman 13 for 31; Kellar 2 for 7; Tarkenton 1 for -2.

L.A. — Bryant 27 for 100; Cappelletti 10 for 44, 1 TD; Davis 4 for 17; Haden 2 for 15; Phillips 2 for 10; Waddy 1 for 9; Jodat 1 for 3, 1 TD; Nelson 1 for 2.

PASSING

Minn — Tarkenton 18 of 37 for 219, 1 TD, 2 Int; Foreman 0 of 1 for 0, 0 TD, 0 Int.

L.A. — Haden 15 of 29 for 209, 2 TDs, 1 Int.

RECEIVING

Minn — Rashad 7 for 84, 1 TD; Young 4 for 49; Tucker 4 for 48; Foreman 3 for 38.

L.A. — Jessie 6 for 108, 1 TD; Young 2 for 30; Miller 2 for 29, 1 TD; Bryant 2 for 13; Nelson 1 for 13; Waddy 1 for 10; Cappelletti 1 for 6.

SERIES STANDINGS

A Away Game H Home Game ** Playoff # Championship ## Super Bowl

VIKINGS vs ATLANTA

Won 6, Lost 4, Tied 0

1966 (H) — Atlanta 20, Minnesota 13
 1967 (A) — Atlanta 21, Minnesota 20
 1968 (H) — Minnesota 47, Atlanta 7
 1969 (A) — Atlanta 10, Minnesota 3
 1970 (A) — Minnesota 37, Atlanta 7
 1971 (H) — Minnesota 24, Atlanta 7
 1973 (A) — Atlanta 20, Minnesota 14
 1974 (H) — Minnesota 23, Atlanta 10
 1975 (H) — Minnesota 38, Atlanta 10
 1977 (A) — Minnesota 14, Atlanta 7
POINTS: Minnesota 233, Atlanta 119

VIKINGS vs BALTIMORE

Won 4, Lost 11, Tied 1
 (Playoffs: 0-1)

1961 (A) — Baltimore 34, Minnesota 13
 (H) — Minnesota 28, Baltimore 20
 1962 (H) — Baltimore 34, Minnesota 7
 (A) — Baltimore 42, Minnesota 14
 1963 (H) — Baltimore 37, Minnesota 34
 (A) — Baltimore 41, Minnesota 10
 1964 (H) — Minnesota 34, Baltimore 24
 (A) — Baltimore 17, Minnesota 14
 1965 (A) — Baltimore 35, Minnesota 16
 (H) — Baltimore 41, Minnesota 21
 1966 (H) — Baltimore 38, Minnesota 23
 (A) — Baltimore 20, Minnesota 17
 1967 (H) — Minnesota 20, Baltimore 20
 1968 (A) — Baltimore 24, Minnesota 9
 ** (A) — Baltimore 24, Minnesota 14
 1969 (H) — Minnesota 52, Baltimore 14
 1971 (H) — Minnesota 10, Baltimore 3
POINTS: Minnesota 336, Baltimore 468

VIKINGS vs BUFFALO

Won 2, Lost 0, Tied 0

1971 (H) — Minnesota 19, Buffalo 0
 1975 (A) — Minnesota 35, Buffalo 13
POINTS: Minnesota 54, Buffalo 13

VIKINGS vs CINCINNATI

Won 1, Lost 1, Tied 0

1973 (A) — Cincinnati 27, Minnesota 0
 1977 (H) — Minnesota 42, Cincinnati 0
POINTS: Minnesota 42, Cincinnati 37

VIKINGS vs CHICAGO

Won 19, Lost 15, Tied 2

1961 (H) — Minnesota 37, Chicago 13
 (A) — Chicago 52, Minnesota 35
 1962 (H) — Chicago 13, Minnesota 0
 (A) — Chicago 31, Minnesota 30
 1963 (H) — Chicago 28, Minnesota 7
 (A) — Minnesota 17, Chicago 17
 1964 (H) — Chicago 34, Minnesota 28
 (A) — Minnesota 41, Chicago 14
 1965 (H) — Chicago 45, Minnesota 37
 (A) — Minnesota 24, Chicago 17
 1966 (H) — Chicago 13, Minnesota 10
 (A) — Chicago 41, Minnesota 28
 1967 (H) — Chicago 17, Minnesota 7
 (A) — Minnesota 10, Chicago 10
 1968 (H) — Chicago 27, Minnesota 17
 (A) — Chicago 26, Minnesota 17
 1969 (A) — Minnesota 31, Chicago 0
 (H) — Minnesota 31, Chicago 14
 1970 (A) — Minnesota 24, Chicago 0
 (H) — Minnesota 16, Chicago 13

VIKINGS COACHES

Armstrong, Neill	1969-77	Mertes, Bus	1967-
Brewster, Darrel	1961-63	Michels, John	1967-
Burns, Jerry	1968-	Nelson, Jocko	1971-78
Campbell, Marion	1964-66	Patera, Jack	1969-75
Carpenter, Lew	1964-66	Reese, Floyd	1979-
Carr, Jim	1966-68; 1978-	Ryan, Buddy	1976-77
Faulkner, Jack	1965	Steckel, Les	1979-
Gilmer, Harry	1961-64	Van Brocklin, Norm	1961-66
Grant, Bud	1967-	Warmath, Murray	1978-
Hollway, Bob	1967-70; 1978-	West, Stan	1961-63
McCormick, Tom	1963-66	Yowarski, Walt	1961-66

- 1971 (H) — Chicago 20, Minnesota 17
 (A) — Minnesota 27, Chicago 10
 1972 (A) — Chicago 13, Minnesota 10
 (H) — Minnesota 23, Chicago 10
 1973 (A) — Minnesota 22, Chicago 13
 (H) — Minnesota 31, Chicago 13
 1974 (H) — Minnesota 11, Chicago 7
 (A) — Minnesota 17, Chicago 0
 1975 (H) — Minnesota 28, Chicago 3
 (A) — Minnesota 13, Chicago 9
 1976 (H) — Minnesota 20, Chicago 19
 (A) — Chicago 14, Minnesota 13
 1977 (H) — Minnesota 22, Chicago 16(OT)
 (A) — Chicago 10, Minnesota 7
 1978 (A) — Minnesota 24, Chicago 20
 (H) — Minnesota 17, Chicago 14

POINTS: Minnesota 749, Chicago 616

VIKINGS vs CLEVELAND

Won 4, Lost 1, Tied 0

(Playoffs: 1-0)

- 1965 (A) — Minnesota 27, Cleveland 17
 1967 (A) — Cleveland 14, Minnesota 10
 1969 (H) — Minnesota 51, Cleveland 3
 # (H) — Minnesota 27, Cleveland 7
 1973 (H) — Minnesota 26, Cleveland 3
 1975 (A) — Minnesota 42, Cleveland 10

POINTS: Minnesota 183, Cleveland 54

VIKINGS vs DALLAS

Won 3, Lost 5, Tied 0

(Playoffs: 1-4)

- 1961 (A) — Dallas 21, Minnesota 7
 (H) — Dallas 28, Minnesota 0
 1966 (A) — Dallas 28, Minnesota 17
 1968 (H) — Dallas 20, Minnesota 7
 ** (A) — Dallas 17, Minnesota 13
 1970 (H) — Minnesota 54, Dallas 13
 **1971 (H) — Dallas 20, Minnesota 12
 #1973 (A) — Minnesota 27, Dallas 10
 1974 (A) — Minnesota 23, Dallas 21
 **1975 (H) — Dallas 17, Minnesota 14
 1977 (H) — Dallas 16, Minnesota 10(OT)
 # (A) — Dallas 23, Minnesota 6
 1978 (A) — Minnesota 21, Dallas 10

POINTS: Minnesota 201, Dallas 228

VIKINGS vs DENVER

Won 2, Lost 0, Tied 0

- 1972 (A) — Minnesota 23, Denver 20
 1978 (H) — Minnesota 12, Denver 9
 (OT)

POINTS: Minnesota 35, Denver 29

VIKINGS vs DETROIT

Won 22, Lost 12, Tied 2

- 1961 (H) — Detroit 37, Minnesota 10
 (A) — Detroit 13, Minnesota 7
 1962 (H) — Detroit 17, Minnesota 6

- (A) — Detroit 37, Minnesota 23
 1963 (A) — Detroit 28, Minnesota 10
 (H) — Minnesota 34, Detroit 31
 1964 (H) — Detroit 24, Minnesota 20
 (A) — Minnesota 23, Detroit 23
 1965 (H) — Detroit 31, Minnesota 29
 (A) — Minnesota 29, Detroit 7
 1966 (H) — Detroit 32, Minnesota 31
 (A) — Minnesota 28, Detroit 16
 1967 (H) — Minnesota 10, Detroit 10
 (A) — Detroit 14, Minnesota 3
 1968 (H) — Minnesota 24, Detroit 10
 (A) — Minnesota 13, Detroit 6
 1969 (H) — Minnesota 24, Detroit 10
 (A) — Minnesota 27, Detroit 0
 1970 (A) — Minnesota 30, Detroit 17
 (H) — Minnesota 24, Detroit 20
 1971 (A) — Minnesota 16, Detroit 13
 (H) — Minnesota 29, Detroit 10
 1972 (A) — Minnesota 34, Detroit 10
 (H) — Minnesota 16, Detroit 14
 1973 (A) — Minnesota 23, Detroit 9
 (H) — Minnesota 28, Detroit 7
 1974 (A) — Minnesota 7, Detroit 6
 (H) — Detroit 20, Minnesota 16
 1975 (H) — Minnesota 25, Detroit 19
 (A) — Detroit 17, Minnesota 10
 1976 (A) — Minnesota 10, Detroit 9
 (H) — Minnesota 31, Detroit 23
 1977 (H) — Minnesota 14, Detroit 7
 (A) — Minnesota 30, Detroit 21
 1978 (H) — Minnesota 17, Detroit 7
 (A) — Detroit 45, Minnesota 14

POINTS: Minnesota 725, Detroit 620

VIKINGS vs GREEN BAY

Won 21, Lost 14, Tied 1

- 1961 (H) — Green Bay 33, Minnesota 7
 (A) — Green Bay 28, Minnesota 10
 1962 (A) — Green Bay 34, Minnesota 7
 (H) — Green Bay 48, Minnesota 21
 1963 (H) — Green Bay 37, Minnesota 28
 (A) — Green Bay 28, Minnesota 7
 1964 (A) — Minnesota 24, Green Bay 23
 (H) — Green Bay 42, Minnesota 13
 1965 (H) — Green Bay 38, Minnesota 13
 (A) — Green Bay 24, Minnesota 19
 1966 (A) — Minnesota 20, Green Bay 17
 (H) — Green Bay 28, Minnesota 16
 1967 (A) — Minnesota 10, Green Bay 7
 (H) — Green Bay 30, Minnesota 27
 1968 (A) — Minnesota 26, Green Bay 13
 (H) — Minnesota 14, Green Bay 10
 1969 (H) — Minnesota 19, Green Bay 7
 (A) — Minnesota 9, Green Bay 7
 1970 (A) — Green Bay 13, Minnesota 10
 (H) — Minnesota 10, Green Bay 3
 1971 (A) — Minnesota 24, Green Bay 13
 (H) — Minnesota 3, Green Bay 0

1972 (A) — Minnesota 27, Green Bay 13
 (H) — Green Bay 23, Minnesota 7
 1973 (H) — Minnesota 11, Green Bay 3
 (A) — Minnesota 31, Green Bay 7
 1974 (A) — Minnesota 32, Green Bay 17
 (H) — Green Bay 19, Minnesota 7
 1975 (A) — Minnesota 28, Green Bay 17
 (H) — Minnesota 24, Green Bay 3
 1976 (A) — Minnesota 17, Green Bay 10
 (H) — Minnesota 20, Green Bay 9
 1977 (H) — Minnesota 19, Green Bay 7
 (A) — Minnesota 13, Green Bay 6
 1978 (H) — Minnesota 21, Green Bay 7
 (A) — Minnesota 10, Green Bay 10 (OT)
POINTS: Minnesota 604, Green Bay 634

VIKINGS vs HOUSTON

Won 1, Lost 0, Tied 0

1974 (H) — Minnesota 51, Houston 10
POINTS: Minnesota 51, Houston 10

VIKINGS vs KANSAS CITY

Won 2, Lost 0, Tied 0

(Playoffs: 0-1)

1970 (A) — Kansas City 23, Minnesota 7
 (H) — Minnesota 27, Kansas City 10
 1974 (A) — Minnesota 35, Kansas City 15
POINTS: Minnesota 62, Kansas City 25

VIKINGS vs LOS ANGELES

Won 11, Lost 9, Tied 2

(Playoffs: 4-1)

1961 (A) — Los Angeles 31, Minnesota 17
 (H) — Minnesota 42, Los Angeles 21
 1962 (A) — Minnesota 38, Los Angeles 14
 (H) — Minnesota 24, Los Angeles 24
 1963 (A) — Los Angeles 27, Minnesota 24
 (H) — Minnesota 21, Los Angeles 13
 1964 (A) — Los Angeles 22, Minnesota 13
 (H) — Minnesota 34, Los Angeles 13
 1965 (A) — Minnesota 38, Los Angeles 35
 (H) — Minnesota 24, Los Angeles 13
 1966 (H) — Minnesota 35, Los Angeles 7
 (A) — Los Angeles 21, Minnesota 6
 1967 (A) — Los Angeles 39, Minnesota 3
 1968 (H) — Los Angeles 31, Minnesota 3
 1969 (A) — Minnesota 20, Los Angeles 13
 ** (H) — Minnesota 23, Los Angeles 20
 1970 (H) — Minnesota 13, Los Angeles 3
 1972 (A) — Minnesota 45, Los Angeles 41
 1973 (H) — Minnesota 10, Los Angeles 9
 1974 (A) — Los Angeles 20, Minnesota 17
 # (H) — Minnesota 14, Los Angeles 10
 1976 (H) — Minnesota 10, Los Angeles 10
 # (H) — Minnesota 24, Los Angeles 13
 1977 (A) — Los Angeles 35, Minnesota 3
 ** (A) — Minnesota 14, Los Angeles 7
 1978 (H) — Los Angeles 34, Minnesota 17
 ** (A) — Los Angeles 34, Minnesota 10
POINTS: Minnesota 494, Los Angeles 506

VIKINGS vs MIAMI

Won 1, Lost 1, Tied 0

(Playoffs: 0-1)

1972 (H) — Miami 16, Minnesota 14
 # 1974 (A) — Miami 24, Minnesota 7
 1976 (A) — Minnesota 29, Miami 7
POINTS: Minnesota 43, Miami 23

VIKINGS vs NEW ENGLAND

Won 1, Lost 1, Tied 0

1970 (A) — Minnesota 35, New England 14
 1974 (H) — New England 17, Minnesota 14
POINTS: Minnesota 49, New England 31

VIKINGS vs NEW ORLEANS

Won 6, Lost 2, Tied 0

1968 (A) — New Orleans 20, Minnesota 17
 1970 (H) — Minnesota 26, New Orleans 0
 1971 (A) — Minnesota 23, New Orleans 10
 1972 (H) — Minnesota 37, New Orleans 6
 1974 (H) — Minnesota 29, New Orleans 9
 1975 (A) — Minnesota 20, New Orleans 7
 1976 (A) — Minnesota 40, New Orleans 9
 1978 (A) — New Orleans 31, Minnesota 24
POINTS: Minnesota 216, New Orleans 92

VIKINGS vs NEW YORK GIANTS

Won 6, Lost 1, Tied 0

1964 (A) — Minnesota 30, New York 21
 1965 (H) — Minnesota 40, New York 14
 1967 (H) — Minnesota 27, New York 24
 1969 (A) — New York 24, Minnesota 23
 1971 (A) — Minnesota 17, New York 10
 1973 (A) — Minnesota 31, New York 7
 1976 (H) — Minnesota 24, New York 7
POINTS: Minnesota 192, New York 107

VIKINGS vs NEW YORK JETS

Won 1, Lost 1, Tied 0

1970 (A) — New York 20, Minnesota 10
 1975 (H) — Minnesota 29, New York 21
POINTS: Minnesota 39, New York 41

VIKINGS vs OAKLAND

Won 1, Lost 2, Tied 0

1973 (H) — Minnesota 24, Oakland 16
 ## 1976 (A) — Oakland 32, Minnesota 14
 1977 (A) Oakland 35, Minnesota 13
 1978 (A) — Oakland 27, Minnesota 20
POINTS: Minnesota 70, Oakland 110

VIKINGS vs PHILADELPHIA

Won 7, Lost 0, Tied 0

1962 (H) — Minnesota 31, Philadelphia 21
 1963 (A) — Minnesota 34, Philadelphia 13
 1968 (A) — Minnesota 24, Philadelphia 17
 1971 (A) — Minnesota 13, Philadelphia 0
 1973 (H) — Minnesota 28, Philadelphia 21
 1976 (A) Minnesota 31, Philadelphia 12

1978 (H) — Minnesota 28, Philadelphia 27
POINTS: Minnesota 189, Philadelphia 111

VIKINGS vs PITTSBURGH

Won 4, Lost 2, Tied 0

(Playoffs: 0-1)

1962 (A) — Pittsburgh 39, Minnesota 31
1964 (H) — Minnesota 30, Pittsburgh 10
1967 (A) — Minnesota 41, Pittsburgh 27
1969 (H) — Minnesota 52, Pittsburgh 14
1972 (A) — Pittsburgh 23, Minnesota 10
1975 (A) — Pittsburgh 16, Minnesota 6
1976 (H) — Minnesota 17, Pittsburgh 6

POINTS: Minnesota 187, Pittsburgh 135

VIKINGS vs ST. LOUIS

Won 2, Lost 4, Tied 0

(Playoffs: 1-0)

1963 (H) — St. Louis 56, Minnesota 14
1967 (H) — St. Louis 34, Minnesota 24
1969 (A) — Minnesota 27, St. Louis 10
1972 (H) — St. Louis 19, Minnesota 17
1974 (A) — Minnesota 28, St. Louis 24
**1974 (H) — Minnesota 30, St. Louis 14
1977 (H) — St. Louis 27, Minnesota 7

POINTS: Minnesota 147, St. Louis 184

VIKINGS vs SAN DIEGO

Won 1, Lost 2, Tied 0

1971 (A) — San Diego 30, Minnesota 14
1975 (H) — Minnesota 28, San Diego 13
1978 (H) — San Diego 13, Minnesota 7
POINTS: Minnesota 49, San Diego 56

VIKINGS vs SAN FRANCISCO

Won 11, Lost 9, Tied 1

(Playoffs: 0-1)

1961 (H) — San Francisco 38, Minnesota 24
(A) — San Francisco 38, Minnesota 28
1962 (A) — San Francisco 21, Minnesota 7
(H) — San Francisco 35, Minnesota 12
1963 (A) — Minnesota 24, San Francisco 20
(H) — Minnesota 45, San Francisco 14

1964 (A) — Minnesota 27, San Francisco 22
(H) — Minnesota 24, San Francisco 7

1965 (A) — Minnesota 42, San Francisco 41

(H) — San Francisco 45, Minnesota 24

1966 (A) — Minnesota 20, San Francisco 20

(H) — Minnesota 28, San Francisco 3

1967 (H) — San Francisco 27, Minnesota 21

1968 (A) — Minnesota 30, San Francisco 20

1969 (H) — Minnesota 10, San Francisco 7

**1970 (H) — San Francisco 17, Minnesota 14

1971 (H) — San Francisco 13, Minnesota 9

1972 (A) — San Francisco 20, Minnesota 17

1973 (A) — Minnesota 17, San Francisco 13

1975 (H) — Minnesota 27, San Francisco 17

1976 (A) — San Francisco 20, Minnesota 16

1977 (H) — Minnesota 28, San Francisco 27

POINTS: Minnesota 494, S.F. 485

VIKINGS vs SEATTLE

Won 1, Lost 1, Tied 0

1976 (H) — Minnesota 27, Seattle 21

1978 (A) — Seattle 29, Minnesota 28

POINTS: Minnesota 55, Seattle 50

VIKINGS vs TAMPA BAY

Won 2, Lost 1, Tied 0

1977 (A) — Minnesota 9, Tampa Bay 3

1978 (H) — Tampa Bay 16, Minnesota 10

(A) — Minnesota 24, Tampa Bay 7

POINTS: Minnesota 43, Tampa Bay 26

VIKINGS vs WASHINGTON

Won 2, Lost 2, Tied 0

(Playoffs: 2-0)

1968 (H) — Minnesota 27, Washington 14

1970 (A) — Minnesota 19, Washington 10

1972 (H) — Washington 24, Minnesota 21

**1973 (H) — Minnesota 27, Washington 20

1975 (A) — Washington 31, Minnesota 30

**1976 (H) — Minnesota 35, Washington 20

POINTS: Minnesota 159, Washington 119

HONORS WON BY THE VIKINGS

NFL-MVP

1971 — Alan Page, dt (AP)

1975 — Francis Tarkenton, qb (AP, NEA, PFW, SN)

ALL-PRO

1963 — Tommy Mason, hb (AP, UPI, NEA)

1964 — Mick Tingelhoff, c (AP, UPI)

1965 — Mick Tingelhoff, c (AP, UPI, NEA)

1966 — Mick Tingelhoff, c (AP, UPI, NEA)

1967 — Mick Tingelhoff, c (UPI)

1968 — Mick Tingelhoff, c (AP, UPI, NEA);
Carl Eller, de (AP, UPI, NEA)

1969 — Mick Tingelhoff, c (AP, UPI, NEA)

Carl Eller, de (AP, UPI, NEA); Alan Page, dt (UPI)

1970 — Alan Page, dt (AP, NEA, PFWA); Carl Eller, de (AP, NEA, PFWA); Mick Tingelhoff, c (PFWA)

1971 — Alan Page, dt (AP, NEA, PFW); Carl Eller, de (AP, NEA, PFW); Ron Yary, t (AP, NEA, PFW); Paul Krause, db (NEA)

1972 — Ron Yary, t (AP)

1973 — Carl Eller, de (PFWA, AP, NEA); John Gilliam, wr (NEA); Alan Page, dt (AP, PFWA); Francis Tarkenton, qb (NEA); Ron Yary, t (AP, PFWA, NEA)

- 1974 — Alan Page, dt (PFWA, NEA, AP, PFW); Ed White, g (NEA); Ron Yary, t (PFWA, NEA, AP, PFW)
- 1975 — Chuck Foreman, rb (AP, NEA, PFWA); Paul Krause, s (AP, PFWA); Alan Page, dt (AP, PFWA); Francis Tarkenton, qb (AP, NEA, PFWA); Ed White, g (NEA); Ron Yary, t (AP, NEA, PFWA)
- 1976 — Ron Yary, t (AP, NEA, PFWA); Chuck Foreman, rb (NEA)

ALL-NFC

- 1970 — Mick Tingelhoff, c (AP); Carl Eller, de (AP, UPI); Alan Page, dt (AP, UPI); Paul Krause, s (UPI)
- 1971 — Carl Eller, de (AP, UPI, SN); Alan Page, dt (AP, UPI, SN); Ron Yary, t (AP, UPI, SN); Bob Grim, wr (UPI, SN); Paul Krause, db (UPI, SN)
- 1972 — Carl Eller, de (SN, AP); Paul Krause, db (UPI, AP, SN); Alan Page, dt (UPI, AP, SN); Francis Tarkenton, qb (UPI, SN); Ron Yary, t (UPI, AP, SN)
- 1973 — Carl Eller, de (PFWA, AP, UPI, SN); John Gilliam, wr (UPI, SN); Paul Krause, s (UPI, SN, AP, PFWA); Alan Page, dt (PFWA, AP, UPI, SN); Ron Yary, t (AP, PFWA, SN, UPI); Bobby Bryant, db (PFWA)
- 1974 — Chuck Foreman, rb (AP, UPI, SN, PFW); Alan Page, dt (AP, UPI, SN, PFW); Nate Wright, db (PFW); Ron Yary, t (AP, UPI, SN, PFW)
- 1975 — Carl Eller, de (AP, UPI); Chuck Foreman, rb (AP, UPI); Paul Krause, s (AP, UPI); Alan Page, dt (AP, UPI); Francis Tarkenton, qb (AP, UPI); Ed White, g (AP, UPI); Ron Yary, t (AP, UPI)
- 1976 — Sammy White, wr (UPI); Ron Yary, t (AP, UPI); Ed White, g (UPI); Fran Tarkenton, qb (UPI); Chuck Foreman, rb (AP, UPI); Alan Page, dt (AP, UPI)
- 1977 — Matt Blair, lb (SN); Chuck Foreman, rb (PFW, SN); Alan Page, dt (UPI); Sammy White, wr (PFW); Ron Yary, t (UPI, PFW, SN)
- 1978 — Matt Blair, lb (UPI, PFW); Sammy White, wr (UPI)

ROOKIE OF THE YEAR

- (NFL) — 1963 Paul Flatley, wr (AP, UPI, NEA, SN); 1973 Chuck Foreman, rb (PFWA); 1976 Sammy White, wr (PFWA)
- (NFL Offense) — 1973 Chuck Foreman, rb (PFWA); 1976 Sammy White, wr (PFWA, AP)
- (NFC) — 1973 Chuck Foreman, rb (Wheaties); 1976 Sammy White, wr (UPI, SN, NEA)

NFL LINEMAN OF THE YEAR

- 1973 — Alan Page, dt (PFWA)

1000 YARD CLUB (For the outstanding blocker in the NFL)

- 1969 — Mick Tingelhoff
1975 — Ron Yary

PRO-BOWL PLAYERS

(Year designated is year in which game was played)

- 1962 — Hugh McElhenny, hb; Jerry Reichow, e; Norm Van Brocklin, coach; Harry Gilmer and Stan West, assistant coaches
- 1963 — Tommy Mason, hb
- 1964 — Tommy Mason, hb; Grady Alderman, t; Rip Hawkins, lb
- 1965 — Tommy Mason, hb; Grady Alderman, t; Mick Tingelhoff, c; Fran Tarkenton, qb; Bill Brown, rb
- 1966 — Grady Alderman, t; Bill Brown, fb; Fran Tarkenton, qb; Mick Tingelhoff, c
- 1967 — Paul Flatley, e; Grady Alderman, t; Milt Sunde, g; Mick Tingelhoff, c
- 1968 — Mick Tingelhoff, c; Grady Alderman, t; Bill Brown, fb
- 1969 — Mick Tingelhoff, c; Bill Brown, fb; Carl Eller, de; Jim Marshall, de; Alan Page, dt
- 1970 — Carl Eller, de; Joe Kapp, qb; Paul Krause, s; Gary Larsen, dt; Jim Marshall, de; Alan Page, dt; Gene Washington, wr; Mick Tingelhoff, c
- 1971 — Fred Cox, k; Carl Eller, de; Karl Kasulke, s; Gary Larsen, dt; Dave Osborn, hb; Alan Page, dt; Gene Washington, wr
- 1972 — Carl Eller, de; Alan Page, dt; Paul Krause, db; Ron Yary, t; Bob Grim, wr
- 1973 — John Gilliam, wr; Paul Krause, db; Alan Page, dt; Ron Yary, t
- 1974 — Chuck Foreman, rb; John Gilliam, wr; Paul Krause, s; Alan Page, dt; Jeff Siemon, mlb; Ron Yary, t; *Carl Eller, de
- 1975 — Carl Eller, de; Chuck Foreman, rb; John Gilliam, wr; Paul Krause, s; Alan Page, dt; *Francis Tarkenton, qb; Ron Yary, t
- 1976 — Bobby Bryant, db; Chuck Foreman, rb; John Gilliam, wr; Paul Krause, s; Alan Page, dt; Jeff Siemon, qb; *Francis Tarkenton, qb; Ed White, g; Ron Yary, t
- 1977 — Jeff Siemon, lb; Ed White, g; Ron Yary, t; Sammy White, wr; *Chuck Foreman, rb; *Fran Tarkenton, qb; *Alan Page, dt
- 1978 — Matt Blair, lb; Chuck Foreman, rb; Jeff Siemon, lb; Ed White, g; Sammy White, wr; Ron Yary, t
- 1979 — Matt Blair, lb; Ahmad Rashad, wr

*Excused from participation.

VIKINGS 1978 REGULAR SEASON

INDIVIDUAL STATISTICS

Rushing						Punting							
No	Yds	Avg	LG	TD		No	Yds	Avg	TB	20	LG	Bk	
Foreman	237	749	3.2	21	5	Coleman	51	1991	39.0	3	12	59	1
Young	134	417	3.1	16	1	Departed	31	1100	35.5	4	3	47	2
R. Miller	70	231	3.0	19	3	Vikings Total	82	3091	37.7	7	15	59	3
Johnson	11	41	3.7	17	0	Opp. Total	95	3333	35.1	8	14	58	1
Kellar	11	34	3.1	5	0	Punt Returns							
S. White	5	30	6.0	16	0	No	FC	Yds	Avg	LG	TD		
McClanahan	10	26	2.6	22	0	K. Miller	48	9	239	5.0	47	0	
Coleman	2	22	11.0	17	0	R. Miller	0	1	—	—	—		
Kramer	1	10	10.0	10	0	Hannon	0	2	—	—	—		
Tarkenton	24	-6		15	1	S. White	1	0	0	—	—		
Vikings Total	505	1536	3.0	22	10	Vikings Total	49	12	239	4.9	47	0	
Opp. Total	558	2116	3.8	36	20	Opp. Total	52	5	541	10.4	34	0	
Receiving						Scoring							
No	Yds	Avg	Lg	TD		TDR	TDP	TDRt	PAT	FG	TP		
Young	88	704	8.0	48	5	Danmeier	—	—	36/37	12/19	72		
Rashad	66	769	11.7	58	8	S. White	0	9	0	—	54		
Foreman	61	396	6.5	20	2	Rashad	0	8	0	—	48		
S. White	53	741	14.0	33	9	Foreman	5	2	0	—	42		
Tucker	47	540	11.5	35	0	Young	1	5	0	—	36		
R. Miller	22	230	10.5	29	0	R. Miller	3	0	0	—	18		
Voigt	4	52	13.0	27	0	Tarkenton	1	0	0	—	6		
Craig	4	31	7.8	9	0	Blair	0	0	1	—	6		
Kellar	3	-5	—	8	0	McNeill	0	0	1	—	6		
Washington	1	24	24.0	24	0	K. Miller	0	1	0	—	6		
McClanahan	2	11	5.5	7	0	Vikings Total	10	25	2	36/37	12/19	294	
K. Miller	1	35	35.0	35	1	Opp. Total	20	15	4	33/39	13/19	306	
Vikings Total	352	3528	10.0	58	25	Field Goals							
Opp. Total	240	2917	12.1	56	15	1-19	20-29	30-39	40-49	50+	Tot		
Interceptions						Danmeier	1-1	4-5	3-5	4-8	0-0	12-19	
No	Yds	Avg	LG	TD		Opp Totals	2-2	3-4	5-8	3-6	0-0	12-19	
Bryant	7	69	9.9	23	0	Regular Season Scores, Attendance (8-7-1)							
N. Wright	5	58	11.6	30	0	(L) Vikings 24, SAINTS 31	(54,187)						
Blair	3	28	9.3	20	0	(W) VIKINGS 12, Broncos 9	(46,508)						
Wise	2	21	10.5	14	0	(L) Vikings 10, BUCCANEERS 16	(46,152)						
McNeill	2	1	—	—	0	(W) VIKINGS 24, Bears 20	(53,561)						
Hannon	2	0	—	—	0	(W) VIKINGS 24, Buccaneers 7	(65,972)						
Turner	1	15	15.0	15	0	(L) Vikings 28, SEAHAWKS 29	(62,031)						
Vikings Total	22	192	8.7	30	0	(L) Vikings 17, RAMS 34	(46,551)						
Opp. Total	34	424	12.5	97	2	(W) VIKINGS 21, Packers 7	(47,411)						
Kickoff Returns						(W) VIKINGS 21, Cowboys 10	(61,848)						
No	Yds	Avg	LG	TD		(W) VIKINGS 17, Lions 7	(46,008)						
K. Miller	40	856	21.4	38	0	(W) VIKINGS 17, Bears 14	(43,286)						
Washington	4	71	17.8	20	0	(L) Vikings 7, CHARGERS 13	(38,859)						
McClanahan	3	38	12.7	24	0	(T) VIKINGS 10, PACKERS 10 O.T.	(51,737)						
S. White	3	50	16.7	20	0	(W) VIKINGS 28, Eagles 27	(38,722)						
Young	1	8	8.0	8	0	(L) Vikings 14, LIONS 45	(78,685)						
R. Miller	2	23	11.5	13	0	(L) Vikings 20, RAIDERS 27	(44,643)						
Kellar	1	13	13.0	13	0	Score by Periods							
Vikings Total	50	1059	19.2	38	0	12	3	4	OT	Total			
Opp. Total	61	1187	21.3	56	0	Vikings	90	84	55	62	3	294	
						Opp Total	93	103	36	74	0	301	
Passing						TD							
Att	Comp	Yds	Pct	Avg Att		Pct	Pct	Pct	Lost	Rtg			
Tarkenton	572	345	3468	60.3	6.06	25	4.4	32	5.6	58	27/253	68.9	
Kramer	16	5	50	31.3	3.13	0	—	1	6.3	19	1/11	—	
Lee	4	2	10	50.0	2.50	0	—	1	—	—	2/20	—	
Vikings Total	592	352	3528	59.5	5.96	25	4.2	34	5.7	58	32/285	66.7	
Opp. Total	442	240	2917	54.3	6.60	15	3.4	22	5.0	56	33/227	65.3	

1978 VIKING TEAM STATISTICS

	Vikings	Opponents
TOTAL FIRST DOWNS	308	279
Rushing	102	120
Passing	176	138
Penalty	30	21
Third Down: Made/Att.	121/263	89/231
Third Down Efficiency460	.385
TOTAL NET YARDS	4779	4806
Avg. Per Game	298.7	300.4
Total Plays	1116	1043
Avg. Per Play	4.3	4.6
NET YARDS RUSHING	1536	2116
Avg. Per Game	96.0	132.3
Total Rushes	505	558
NET YARDS PASSING	3243	2690
Avg. Per Game	202.7	168.1
Tackled/ Yards Lost	30/285	33/227
Gross Yards	3528	2917
Attempts/ Completions	592/352	442/240
Pct. of Completions595	.543
Had Intercepted	34	22
PUNTS/AVERAGE	85/36.4	96/34.7
NET PUNTING AVERAGE	85/28.3	96/30.6
PENALTIES/YARDS	113/817	108/1013
FUMBLES/BALL LOST	34/17	35/21
TOUCHDOWNS	37	39
Rushing	10	20
Passing	25	15
Returns	2	4
TOTAL POINTS	294	306

VIKING TEAM SINGLE-GAME RECORDS

FIRST DOWNS

Most —
34 vs Balt. 28 Sept 69

Fewest —
5 vs GB. 14 Nov 71

Most Against —
31 by SF. 15 Oct 61

Fewest Against —
4 by Atl. 28 Nov 71
4 by Clev. 4 Nov 73

FIRST DOWNS RUSHING
Most —
19 vs Chi. 17 Oct 65

Fewest —
1 vs L.A. 15 Oct 78

Most Against —
20 by SF. 15 Oct 61

Fewest Against —
0 by SF. 14 Dec 69

FIRST DOWNS PASSING
Most —
24 vs Balt. 28 Sept 69

Fewest —
1 vs Det. 11 Dec 71

Most Against —
17 by St.L. 11 Nov 74

Fewest Against —
1 (Many times — most recently
Chicago, 20 Nov 77)

FIRST DOWNS PENALTY
Most —

5 vs Balt. 14 Nov 65
5 vs Balt. 28 Sept 69
5 vs G.B., 22 Oct 78

Most Against —
7 by Chi. 25 Sept 78

TOTAL OFFENSE

Most Plays —
88 vs SF. 30 Oct 1966
88 vs NO. 12 Sept 76

Fewest Plays —
41 vs Pitt. 4 Nov 62

Most Plays Against —
88 by L.A. 19 Sept 76

Fewest Plays Against —
39 by Clev. 9 Nov 69

Most Yards —
622 vs Balt. 28 Sept 69

Fewest Yards —
87 vs GB, 14 Nov 71

Most Yards Against —
576 by Balt, 16 Dec 62

Fewest Yards Against —
60 by Atl, 9 Nov 75
60 by NO, 16 Nov 75

**RUSHING PLAYS
Most —**
63 vs Atl, 9 Nov 75

Fewest —
17 vs Pitt, 4 Nov 62

Most Against —
65 by LA, 19 Sept 76

Fewest Against —
10 by Clev, 9 Nov 69

**RUSHING YARDAGE
Most —**
313 vs Balt, 13 Sept 64

Fewest —
22 vs Det, 9 Dec 78

Most Against —
343 by Chi, 20 Nov 77

Fewest Against —
12 by SF, 14 Dec 69

**PASS ATTEMPTS
Most —**
56 vs Balt, 28 Sept 69
56 vs Phil, 3 Dec 78

Fewest —
8 vs GB, 27 Nov 77

Most Against —
48 by SF, 14 Dec 69
48 by SF, 14 Oct 73

Fewest Against —
6 by Chi, 23 Oct 72

**PASS COMPLETIONS
Most —**
36 vs Balt, 28 Sept 69

Fewest —
2 vs GB, 15 Oct 67

Most Against —
31 by SF, 14 Oct 73

Fewest Against —
2 by Chi, 3 Dec 72

**PASSING YARDS (Net)
Most —**
530 vs Balt, 28 Sept 69

Fewest —
21 vs GB, 14 Nov 71
21 vs Det, 11 Dec 71

Most Against —
451 by Balt, 16 Dec 62

Fewest Against —
Minus-7 by NO, 16 Nov 75

**PASS INTERCEPTIONS
Most —**
5 vs Chi, 11 Nov 62
5 vs SF, 25 Oct 64
5 vs SF, 16 Dec 72
5 vs Atl, 9 Nov 75

Most Against —
5 by GB, 16 Sept 62
5 by Det, 9 Dec 62
5 by Det, 13 Nov 66
5 by Oak, 17 Dec 78

**QUARTERBACK SACKS
Most —**
9 vs Chi, 2 Nov 69
9 vs Atl, 20 Dec 70

Most Against —
10 by Balt, 23 Sept 62

**PUNTS
Most —**
10 vs Det, 26 Sept 76

Fewest —
0 vs Det, 7 Nov 76

Most Against —
12 by NO, 16 Nov 75

Fewest Against —
1 (by Several Teams)

**FUMBLES
Most —**
8 vs SF, 24 Oct 65

Fewest —
0 (Several Times)

Most Against —
11 vs Det, 12 Nov 67

Fewest Against —
0 (Several Times)

**FUMBLES LOST
Most —**
5 (Several Times)

Most Against —
6 by SF, 16 Oct 61 (6 fumbles)

**PENALTIES
Most —**
14 vs LA, 22 Sept 67

Fewest —
0 (Several Times)

Most Against —
13 by Det, 19 Oct 75
13 by NO, 3 Sept 78

Fewest Against —
0 (Several Times)

**PENALTY YARDS
Most —**
173 vs LA, 22 Sept 67

Most Against —
127 by NO, 3 Sept 78

**POINTS SCORED
Most —**
54 vs Dal, 18 Oct 70
52 vs Balt, 28 Sept 69
52 vs Pitt, 23 Nov 69

Fewest —
0 vs Dal, 8 Oct 61
0 vs Chi, 7 Oct 62
0 vs Cin, 2 Dec 73

Most Against —
56 by StL, 6 Oct 63
52 by Chi, 17 Dec 61

Fewest Against —
0 Nine Times; Most recent —
vs. Atl 9 Nov, 75

**MARGIN OF VICTORY
Largest by Vikings —**
48 vs Clev, 9 Nov 69 (51-3)
41 vs Dal, 18 Oct 70 (54-13)
41 vs Houst, 13 Oct 74 (51-10)

Largest Against —
42 by StL, 6 Oct 63 (14-56)
36 by LA, 22 Sept 67 (3-39)

**TOUCHDOWNS RUSHING
Most —**
4 vs Chi, 17 Oct 65
4 vs NO, 12 Sept 76
4 vs Cin, 13 Nov 77

Most Against —
5 by SF, 15 Oct 61

**TOUCHDOWNS PASSING
Most —**
7 vs Balt, 28 Sept 69

Most Against —
5 by Balt, 16 Dec 62
5 by Balt, 14 Nov 65
5 by SF, 28 Nov 65
5 by Det, 9 Dec 78

**FIELD GOALS
Most —**
5 vs Chi, 23 Sept 73

Most Against —
6 by Det, 13 Nov 66

**CONVERSIONS
Most —**
7 vs Balt, 28 Sept 69
7 vs Pitt, 23 Nov 69

Most Against —
8 by StL, 6 Oct 63

VIKING TEAM SEASON RECORDS

First Downs Rushing

Most — 142 in 1975
Fewest — 89 in 1971
Most Against — 147 in 1963
Fewest Against — 55 in 1969

First Downs Passing

Most — 176 in 1978
Fewest — 85 in 1967
Most Against — 143 in 1963
Fewest Against — 80 in 1977

First Downs Penalty

Most — 30 in 1978
Fewest — 9 in 1961
Most Against — 23 in 1965
Fewest Against — 8 in 1962

Total First Downs

Most — 314 in 1975
Fewest — 198 in 1971
Most Against — 291 in 1961
Fewest Against — 158 in 1969

Net Yards Gained Rushing

Most — 2278 in 1965
Fewest — 1536 in 1978
Most Against — 2667 in 1961
Fewest Against — 1089 in 1969

Net Yards Gained Passing

Most — 3243 in 1978
Fewest — 1655 in 1971
Most Against — 3123 in 1962
Fewest Against — 1442 in 1970

Total Net Yards Gained

Most — 4955 in 1975
 Fewest — 3350 in 1971
 Most Against — 5593 in 1961
 Fewest Against — 2720 in 1969

Passes Attempted

Most — 592 in 1978
 (Ties NFL Record)
 Fewest — 282 in 1968
 Most Against — 442 in 1978
 Fewest Against — 312 in 1977

Passes Completed

Most — 352 in 1978
 (NFL Record)
 Fewest — 150 in 1967
 Most Against — 240 in 1978
 Fewest Against — 149 in 1967 and 1977

Passes Intercepted By

Most — 30 in 1969
 Fewest — 11 in 1963
 Most Against — 34 in 1978
 Fewest Against — 9 in 1973

Pass Completion Percentage

Highest — 63.0 in 1975

Lowest — 44.6 in 1967
 Highest Against — 58.7 in 1968
 Lowest Against — 47.4 in 1967

Punt Return Average

Highest — 13.4 yds in 1961
 Lowest — 3.0 yds in 1967
 Highest Against — 13.4 yds in 1961
 Lowest Against — 4.2 yds in 1967

Kickoff Return Average

Highest — 23.4 yds in 1970
 Lowest — 18.9 yds in 1966
 Highest Against — 28.0 yds in 1963
 Lowest Against — 17.4 yds in 1974

Yards Penalized

Most — 1075 in 1967
 Fewest — 375 in 1961
 Most Against — 1013 in 1978
 Fewest Against — 490 in 1972

Number of Fumbles

Most — 45 in 1963 (18 lost)
 Fewest — 17 in 1969 (12 lost)
 Most Against — 50 in 1963 (31 lost)

Fewest Against — 23 in 1977

Ball Lost on Fumbles

Most — 25 in 1965 (41 fumbles)
 Fewest — 11 in 1974 (24 fumbles)
 Most Against — 31 in 1963 (50 fumbles)
 Fewest Against — 8 in 1966 (24 fumbles)

Points Scored

Most — 383 in 1965
 Fewest — 233 in 1967
 Most Against — 410 in 1962
 Fewest Against — *133 in 1969
 *Set NFL Record

Victories

Most — 12 in 1969, 1970, 1973, 1975
 Fewest — 2 in 1962

Consecutive Victories

12 in 1969 (one season)
 13 in 1974-1975 (more than one season)

Consecutive Victories to Open Season

10 in 1975

VIKING INDIVIDUAL RECORDS

SCORING**Most Points**

Lifetime — 1365 Fred Cox
 456 Bill Brown
 Season — 132 Chuck Foreman 1975
 Game — 24 Chuck Foreman vs Buffalo, Dec. 20, 1975

Touchdowns

Lifetime — 73, Bill Brown
 73, Chuck Foreman
 Season — 22 Chuck Foreman 1975
 Game — 4, Chuck Foreman vs Buffalo, Dec. 20, 1975

Field Goals

Lifetime — 282, Fred Cox
 Season — 30, Fred Cox, 1970
 Game — 5, Fred Cox vs Chicago, Sept. 23, 1973
 Longest — 53, Fred Cox vs Green Bay, Dec. 5, 1965

Conversions

Lifetime — 519, Fred Cox
 Season — 44, Fred Cox, 1965

Most Consecutive Games Field Goals

31, Fred Cox (5 games 1968 to 12 games 1970) NFL record

Most Consecutive Games Scoring

151, Fred Cox, NFL record

PASS INTERCEPTIONS**Most Interceptions, by**

Vikings Career — 50, Paul Krause
 (Paul Krause Lifetime — 78)
 Season — 10, Paul Krause, 1975
 Game — 3, Roy Winston vs San Francisco, Oct. 25, 1964
 Earsell Mackbee vs Detroit, Oct. 26, 1969
 Bobby Bryant vs Cleveland, Nov. 9, 1969
 Ed Sharockman vs Boston, Dec. 13, 1970
 Bobby Bryant vs Green Bay, Dec. 8, 1973

RUSHING**Most Attempts**

Viking Career — 1786, Bill Brown
 (Bill Brown Lifetime — 1808)
 Season — 280, Chuck Foreman, 1975
 Game — Chuck Foreman, 33 vs San Diego, Nov. 23, 1975 (127 yds); 33 vs Detroit, Dec. 17, 1977 (156 yds)

Most Yards Gained

Vikings Career — 5757, Bill Brown
 (Bill Brown Lifetime — 5838)
 5664, Chuck Foreman
 Season — 1155, Foreman, 1976 (278 Attempts)
 Game — 200, Chuck Foreman vs Philadelphia, Oct. 24, 1976 (28 attempts)
 155, Dave Osborn vs Green Bay, Dec. 3, 1967
 155, Clinton Jones vs Atlanta, Nov. 28, 1971

Longest run from scrimmage

80, Clinton Jones vs Chicago, Nov. 2, 1969 (touchdown)
 73, Dave Osborn vs San Francisco, Sept. 17, 1967 (touchdown)

Most rushing touchdowns

Vikings career — 50 Bill Brown
 50 Chuck Foreman

Most Games, 100 Yards or More

Career — 17 Chuck Foreman
 Season — 5, Chuck Foreman, 1975

PUNTING**Most Punts**

Season — 89, Bob Lee, 1971 (39.6 avg)
 Game — 9, Bobby Walden vs Los Angeles, Nov. 29, 1964 (41.2 avg)
 9, Bobby Walden vs Detroit, Nov. 12, 1967 (38.0 avg)
 9, Bob Lee vs Green Bay, Nov. 14, 1971 (40.2 avg)

Fewest Punts

Game — 0, Neil Clabo vs Detroit, Nov. 7, 1976

Best Punting Average

Season — 46.4, Bobby Walden, 1964 (72 punts)

Longest Punt

77, Mike Mercer vs Green Bay, Sept. 19, 1962
76, Bobby Walden vs Baltimore, Oct. 22, 1967

COMBINED NET YARDAGE

(Includes rushing, pass receptions, kick returns)

Vikings Career — 9198, Bill Brown (5716 Rushing, 3136 Receiving, 245 Returns). Bill Brown Lifetime — 9339 (5838 rushing, 3183 receiving, 318 returns)
8574 Chuck Foreman (5664 rushing, 2910 receiving)
Season — 1761 Chuck Foreman, 1975

PASSING

Most Passes Attempted

Viking career — 4569 Francis Tarkenton
(Tarkenton Lifetime — 6469) NFL Record
Season — 572 Francis Tarkenton 1978 (NFL Record)
Game — 56 Fran Tarkenton vs. Philadelphia, Dec. 3, 1978

Most Passes Completed

Viking Career — 2635 Francis Tarkenton
(Tarkenton Lifetime — 3686) NFL Record
Season — 345 Francis Tarkenton 1978 (NFL Record)
Game — 30 Francis Tarkenton vs. Philadelphia, Dec. 3, 1978

Best Passing Percentage

Viking Career — 57.6 Francis Tarkenton
(Tarkenton Lifetime — 57.0)
Season — 64.2 Francis Tarkenton, 1975
Game — 84%, Fran Tarkenton vs Seattle, Nov. 14, 1976 (26 of 31) 20-pass minimum.

Most Yards Gained Passing

Viking Career — 33,098 Francis Tarkenton
(Tarkenton Lifetime — 47,003) NFL Record
Season — 3,468 Francis Tarkenton 1978
Game — 449 Joe Kapp vs. Baltimore Sept. 28, 1969
407 Francis Tarkenton vs San Francisco Oct. 24, 1965

Most Touchdown Passes

Viking Career — 239 Francis Tarkenton
(Tarkenton Lifetime — 342) NFL Record
Season — 25 Francis Tarkenton 1975, 1978
Game — 7 Joe Kapp vs. Baltimore Sept. 28, 1969
(Equals NFL Record)

Lowest Interception Percentage

Season — 1.9 Francis Tarkenton, 1976
Career — 4.2 Francis Tarkenton

Most Consecutive Pass Completions

13, Francis Tarkenton vs Los Angeles, Dec. 3, 1961
11, Joe Kapp vs Atlanta, Sept. 14, 1968

Most Consecutive Pass Attempts Without Interception

155 — Francis Tarkenton, Nov. 7 to Dec. 5, 1976

Most Consecutive Games Touchdown Pass Thrown

13 — Francis Tarkenton (1 Game 1974, 12 Games 1975)

Longest Pass for Touchdown

89 — Francis Tarkenton to Charley Ferguson vs Chicago, Nov 11, 1962
85 — Joe Kapp to Gene Washington vs St. Louis, Oct 8, 1967

PASS RECEPTIONS

Most Pass Receptions

Viking Career — 317 Chuck Foreman
Season — 88 Rickey Young 1978

Game — 12 Rickey Young vs. New Orleans, Sept. 3, 1978

Most Yards Gained

Viking Career — 3297, John Gilliam
Season — 1035 John Gilliam, 1972 (47 rec)
907, John Gilliam, 1973 (42 rec)
906, Sammy White, 1976 (51 rec)
Game — 210, Sammy White vs Detroit, Nov. 7, 1976 (7 rec)

Most Touchdown Receptions

Vikings Career — 28 Sammy White
Season — 11, Jerry Reichow, 1961
10, Sammy White, 1976
Game — 3, Jerry Reichow vs Chicago, Dec. 17, 1961
Charley Ferguson vs Chicago, Nov. 11, 1962
Gene Washington vs Cleveland, Nov. 9, 1969
Sammy White vs Miami, Dec. 11, 1976

Most Consecutive Games Touchdown Pass Caught

4, Sammy White, 1977, 1978

Most Games One Season with Touchdown Reception

8, Jerry Reichow, 1961
8, Bill Brown, 1964
8, Sammy White, 1977

MISCELLANEOUS RECORDS

Punt Returns

198 — Charlie West vs Wash, Nov. 3, 1968
181 — Hugh McElhenny vs Chi, Dec. 17, 1961
81 — Bob Grim vs NY, Nov. 5, 1967

Kickoff Returns

1101 — Lance Rentzel vs Baltimore, Nov. 14, 1965
196 — Clinton Jones vs NY, Nov. 5, 1967
92 — Dave Osborn vs Los Angeles, Oct. 3, 1965

Interception Returns

89 — Charlie West vs Chicago, Dec. 19, 1971
81 — Paul Krause vs San Diego, Nov. 23, 1975

Fumble Return

188 — Ed Sharockman vs Detroit, Dec. 9, 1962

Most Consecutive League Games

266 — Jim Marshall (NFL Record)
240 — Mick Tingelhoff

Most Consecutive League Games — One Club

254 — Jim Marshall (NFL Record)

Most Opponents's Fumbles Recovered

28 — Jim Marshall (NFL Record)

Most Consecutive Seasons

1,000-plus yards passing
18 — Fran Tarkenton (NFL Record)

Most Consecutive Seasons

2,000 plus yards passing
15 — Fran Tarkenton (NFL Record)

Most Pass Receptions by Viking Rookie

51 — Paul Flatley, 1963
51 — Sammy White, 1976

Most Pass Receptions by Viking Wide Receiver

66 — Ahmad Rashad, 1978

Most Coaching Victories

115 — Bud Grant

VIKING LEADERS, YEAR-BY-YEAR

	PASSING	Att-Comp-Yds	RUSHING	Att-Yds	RECEIVING	No. Yds.
1961	Tarkenton	280-157-1997	McElhenny	120-570	Reichow	50-859
1962	Tarkenton	329-163-2595	Mason	167-740	Reichow	39-561
1963	Tarkenton	297-170-2311	Mason	166-763	Flatley	51-867
1964	Tarkenton	306-171-2506	Brown	226-866	Brown	48-703
1965	Tarkenton	329-171-2609	Brown	160-699	Flatley	50-896
1966	Tarkenton	358-192-2561	Brown	251-829	Flatley	50-777
1967	Kapp	214-102-1386	Osborn	215-972	Osborn	34-282
1968	Kapp	248-129-1699	Brown	222-805	Washington	46-756
1969	Kapp	237-120-1726	Osborn	186-643	Washington	39-821
1970	Cuozzo	257-128-1720	Osborn	207-681	Washington	44-702
1971	Cuozzo	168-75-842	Jones	180-675	Grim	45-691
1972	Tarkenton	378-215-2651	Reed	151-639	Gilliam	47-1035
1973	Tarkenton	274-169-2113	Foreman	182-801	Gilliam	42-907
1974	Tarkenton	351-199-2598	Foreman	199-777	Foreman	53-586
1975	Tarkenton	425-273-2994	Foreman	280-1070	Foreman	73-691
1976	Tarkenton	412-255-2961	Foreman	278-1155	Foreman	55-567
1977	Tarkenton	258-155-1734	Foreman	270-1112	Rashad	51-681
1978	Tarkenton	572-345-3468	Foreman	237-749	Young	88-704
	INTERCEPTIONS	No.	SCORING	Pts.	PUNTING	No. Avg.
1961	Hawkins	5	Reichow	66	Mercer	63-39.0
1962	Sharockman	6	Christopherson	61	Mercer	19-43.5
1963	Sharockman	5	Cox	75	Cox	70-38.7
1964	Rose	6	Cox	103	Walden	72-46.4
1965	Sharockman	6	Cox	113	Walden	51-42.1
1966	Hackbart	5	Cox	88	Walden	60-41.1
1967	Mackbee	5	Cox	77	Walden	75-41.6
1968	Krause	7	Cox	88	Hill	33-41.0
1969	Bryant	8	Cox	121	Lee	67-40.0
1970	Sharockman	7	Cox	125	McNeill	61-38.0
1971	West	7	Cox	91	Lee	89-39.5
1972	Krause	6	Cox	97	Eischeid	62-42.7
1973	Bryant	7	Cox	96	Eischeid	66-39.8
1974	N. Wright	6	Foreman	90	Eischeid	73-36.1
1975	Krause	10	Foreman	132	Clabo	73-41.1
1977	Bryant	4	S. White, Foreman	54	Clabo	83-39.8
1978	Bryant	7	Danmeier	72	Coleman	51-39.0

HUNDRED YARD RUSHING GAMES

DATE	PLAYER	OPPONENT	ATT	YARDS
Dec. 3, 1961	Raymond Hayes	vs Los Angeles	18	123
Dec. 17, 1961	Mel Triplett	vs Chicago	15	121
Dec. 9, 1962	Tommy Mason	vs Detroit	16	138
Dec. 16, 1962	Tommy Mason	vs Baltimore	20	143
Nov. 17, 1963	Tommy Mason	vs Baltimore	12	146
Sept. 13, 1964	Tommy Mason	vs Baltimore	20	137
Sept. 13, 1964	Bill Brown	vs Baltimore	20	103
Oct. 18, 1964	Tommy Mason	vs Pittsburgh	14	124
Nov. 15, 1964	Bill Brown	vs Baltimore	19	106
Dec. 6, 1964	Bill Brown	vs NY Giants	18	103
Oct. 17, 1965	Bill Brown	vs Chicago	15	117
Oct. 31, 1965	Bill Brown	vs Cleveland	26	138
Dec. 5, 1965	Tommy Mason	vs Green Bay	21	101
Sept. 25, 1966	Bill Brown	vs Dallas	20	115
Dec. 18, 1966	Dave Osborn	vs Chicago	19	118

Oct. 29, 1967	Dave Osborn	vs Atlanta	22	103
Nov. 5, 1967	Dave Osborn	vs NY Giants	16	115
Dec. 3, 1967	Dave Osborn	vs Green Bay	21	155
Sept. 14, 1968	Clinton Jones	vs Atlanta	17	101
Sept. 29, 1968	Bill Brown	vs Chicago	12	109
Oct. 12, 1969	Dave Osborn	vs Chicago	15	106
Dec. 5, 1970	Dave Osborn	vs Chicago	29	139
Nov. 28, 1971	Clinton Jones	vs Atlanta	22	155
Nov. 12, 1972	Oscar Reed	vs Detroit	23	124
Sept. 23, 1973	Chuck Foreman	vs Chicago	16	116
Oct. 7, 1973	Chuck Foreman	vs Detroit	16	114
Nov. 11, 1973	Bill Brown	vs Detroit	19	101
Dec. 8, 1973	Chuck Foreman	vs Green Bay	19	100
Oct. 19, 1975	Chuck Foreman	vs Detroit	22	107
Oct. 27, 1975	Chuck Foreman	vs Chicago	26	102
Nov. 9, 1975	Chuck Foreman	vs Atlanta	26	102
Nov. 16, 1975	Chuck Foreman	vs New Orleans	24	117
Nov. 23, 1975	Chuck Foreman	vs San Diego	33	127
Oct. 4, 1976	Chuck Foreman	vs Pittsburgh	27	148
Oct. 24, 1976	Chuck Foreman	vs Philadelphia	28	200
Nov. 14, 1976	Chuck Foreman	vs Seattle	17	100
Oct. 16, 1977	Chuck Foreman	vs Chicago	26	150
Nov. 13, 1977	Chuck Foreman	vs Cincinnati	29	133
Nov. 27, 1977	Chuck Foreman	vs Green Bay	26	101
Dec. 17, 1977	Chuck Foreman	vs Detroit	33	156
Sept. 3, 1978	Chuck Foreman	vs New Orleans	18	122
Oct. 26, 1978	Chuck Foreman	vs Dallas	22	101

VIKING PRE-SEASON RESULTS

1961 (0-5)

Dallas at Sioux Falls (4,954)	13-38
Baltimore at Baltimore (10,203)	3-13
San Fran. at Portland (27,044)	10-14
Chicago at Cedar Rapids (12,500)	7-30
Los Angeles at Met (27,982)	17-21

1962 (2-3)

San Francisco at Seattle (22,500)	24-30
Los Angeles at Portland (23,544)	24-33
St. Louis at Mpls-Parade (15,500)	21-24
Baltimore at Met (29,544)	24-13
Dallas at Atlanta (12,500)	45-26

1963 (4-1)

San Fran. at Portland (20,837)	43-28
Los Angeles at L.A. (42,966)	27-3
New York at Met (29,815)	17-16
Philadelphia at Hershey (15,861)	27-34
St. Louis at St. Louis (30,842)	35-0

1964 (5-0)

New York at Met (31,581)	21-7
St. Louis at Atlanta (9,500)	24-10
San Fran. at Salt Lake (20,207)	24-21
Los Angeles at L.A. (39,938)	34-23
Philadelphia at Hershey (9,212)	21-20

1965 (5-0)

Pittsburgh at Atlanta (39,240)	31-21
Philadelphia at Met (43,125)	35-21

Washington at Charlotte (20,426)	20-16
Dallas at Birmingham (41,500)	57-17
New York at Omaha (14,250)	24-9

1966 (3-1-1)

Detroit at New Orleans (38,500)	6-6
Pittsburgh at Portland (21,228)	35-6
Los Angeles at Met (40,270)	24-10
Washington at Cleveland (83,414)	30-27
Dallas at Dallas (58,316)	24-28

1967 (2-3)

Philadelphia at Tulsa (24,500)	34-0
Denver at Denver (31,850)	9-14
New York at New Haven (43,584)	3-21
Atlanta at Cleveland (84,236)	16-3
Cleveland at Met (40,012)	14-42

1968 (3-2)

Kansas City at Met (46,228)	10-13
Denver at Denver (20,901)	39-16
Philadelphia at Met (41,229)	52-10
St. Louis at St. Louis (25,233)	28-31
New Orleans at Shreve (23,000)	20-17

1969 (5-1)

Miami at Tampa (37,219)	45-10
Denver at Met (45,916)	26-6
St. Louis at Memphis (34,417)	41-13
N.Y. Jets at Win.-Salem (31,500)	21-24

New York Giants at Met (47,900)	28-27
Cleveland at Akron (28,561)	23-16

1970 (4-2)

New Orleans at Canton (17,932)	13-14
Pittsburgh at Met (45,591)	13-20
Houston at Houston (44,563)	14-7
New York Jets at Met (47,900)	52-21
Cleveland at Cleveland (83,043)	24-21
Chicago at Chicago (46,630)	31-30

1971 (5-1)

New England at U of M (31,813)	17-10
San Diego at San Diego (49,267)	34-7
Chicago at Met (47,900)	34-14
Pittsburgh at Pittsburgh (46,276)	26-21
Denver at Denver (43,000)	7-14
Miami at Met (47,900)	24-0

1972 (3-2)

San Diego at Met (47,900)	24-13
Buffalo at Buffalo (41,006)	10-21
Cleveland at Cleveland (70,583)	20-17
Houston at Met (47,900)	26-14
Miami at Miami (74,298)	19-21

1973 (5-0)

Pittsburgh at Met (46,619)	10-6
Kansas City at Kansas City (72,676)	13-10
Oakland at Oakland (57,515)	34-10
Miami at Met (46,619)	20-17
San Diego at San Diego (42,007)	24-16

1974 (3-2)

Denver at Denver (23,822)	21-27
---------------------------------	-------

Miami at Miami (67,963)	9-21
Buffalo at Met (46,553)	32-13
St. Louis at St. Louis (42,544)	14-10
San Diego at Met (46,553)	42-0

1975 (2-3-1)

New York Jets at Phoenix (51,323)	15-20
New England at New England (40,218)	10-36
Dallas at Dallas (45,395)	16-13
Miami at Met (47,653)	20-7
St. Louis at Met (46,975)	6-13
San Diego at San Diego (31,642)	14-14

1976 (3-3-0)

Miami at Miami (39,939)	3-16
Kansas City at Kansas City (32,851)	13-10
Cleveland at Cleveland (44,336)	7-31
Cincinnati at Met (43,784)	23-17
Philadelphia at Met (46,512)	20-16
Denver at Denver (52,129)	17-30

1977 (4-2-0)

Los Angeles at Los Angeles (55,168)	22-17
Cleveland at Met (45,370)	34-33
Baltimore at Baltimore (45,529)	7-29
Miami at Met (44,396)	33-7
Cincinnati at Cincinnati (52,942)	7-26
Buffalo at Buffalo (35,017)	30-6

1978 (2-2)

Washington at Met (46,212)	20-13
Kansas City at Kansas City (41,092)	13-17
Miami at Miami (46,316)	22-30
Buffalo at Met (45,062)	30-27

VIKING REGULAR-SEASON RESULTS

— 1961 —

37 Chicago (32,236)	13	17 at Los Angeles (38,594)	31
7 at Dallas (12,992)	21	28 Baltimore (38,010)	20
33 at Baltimore (54,259)	34	10 Detroit (32,296)	37
0 Dallas (33,070)	28	28 at San Francisco (43,905)	38
24 San Francisco (34,415)	38	42 Los Angeles (30,068)	21
7 Green Bay (42,007)	33	7 at Detroit (42,655)	13
10 Green Bay (Mwk.—44,112)	28	35 at Chicago (34,539)	52
WON 3 LOST 11		POINTS—285 OPPONENTS—407	

— 1962 —

7 at Green Bay (38,669)	34	31 at Pittsburgh (14,642)	39
7 Baltimore (30,787)	34	30 at Chicago (46,984)	31
7 at San Francisco (38,407)	21	6 Detroit (31,257)	17
0 Chicago (33,141)	13	24 Los Angeles (26,728)	24
21 Green Bay (41,475)	48	12 San Francisco (33,076)	35
38 at Los Angeles (33,071)	14	23 at Detroit (42,256)	37
31 Philadelphia (30,071)	21	14 at Baltimore (53,645)	42
WON 2 LOST 11 TIED 1		POINTS—254 OPPONENTS—410	

— 1963 —

24 at San Francisco (30,781)	20	21 Los Angeles (33,567)	13
7 Chicago (33,923)	28	7 at Green Bay (42,327)	28
45 San Francisco (28,567)	14	34 Baltimore (33,136)	37
14 St. Louis (30,220)	56	34 Detroit (28,763)	31
28 Green Bay (42,567)	37	17 at Chicago (47,249)	17
24 at Los Angeles (30,555)	27	10 at Baltimore (54,122)	41
10 at Detroit (44,509)	28	34 at Philadelphia (54,403)	13

WON 5 LOST 8 TIED 1

POINTS—309 OPPONENTS—390

— 1964 —

34 Baltimore (35,563)	24	13 Green Bay (44,278)	42
28 Chicago (41,387)	34	24 San Francisco (40,408)	7
13 at Los Angeles (50,009)	22	14 at Baltimore (60,213)	17
24 at Green Bay (42,327)	23	23 at Detroit (48,291)	23
20 Detroit (40,840)	24	34 Los Angeles (31,677)	13
30 Pittsburgh (39,873)	10	30 at New York (62,802)	21
27 at San Francisco (31,845)	22	41 at Chicago (46,486)	14

WON 8 LOST 5 TIED 1

POINTS—355 OPPONENTS—296

— 1965 —

16 at Baltimore (56,562)	35	24 Los Angeles (47,426)	13
29 Detroit (46,826)	31	21 Baltimore (47,426)	41
38 at Los Angeles (36,755)	35	13 Green Bay (47,426)	38
40 New York (44,283)	14	24 San Francisco (40,306)	45
37 Chicago (47,426)	45	19 at Green Bay (50,852)	24
42 at San Francisco (42,680)	41	29 at Detroit (45,420)	7
27 at Cleveland (83,505)	17	24 at Chicago (46,604)	17

WON 7 LOST 7

POINTS—383 OPPONENTS—403

— 1966 —

20 at San Francisco (29,312)	20	20 at Green Bay (50,861)	17
23 Baltimore (47,426)	38	31 Detroit (43,939)	32
17 at Dallas (64,116)	28	6 at Los Angeles (38,775)	21
10 Chicago (47,426)	13	16 Green Bay (47,426)	28
35 Los Angeles (47,426)	7	13 Atlanta (37,117)	20
17 at Baltimore (60,238)	20	28 at Detroit (43,022)	16
28 San Francisco (45,077)	3	28 at Chicago (45,191)	41

WON 4 LOST 9 TIED 1

POINTS—292 OPPONENTS—304

— 1967 —

21 San Francisco (39,638)	27	27 New York (44,960)	24
3 at Los Angeles (52,255)	39	10 Detroit (40,032)	10
7 Chicago (44,868)	17	10 at Cleveland (68,431)	14
24 St. Louis (40,017)	34	41 at Pittsburgh (23,773)	27
10 at Green Bay (49,601)	7	27 Green Bay (47,693)	30
20 Baltimore (47,693)	20	10 at Chicago (40,110)	10
20 Atlanta (52,859)	21	3 at Detroit (44,874)	14

WON 3 LOST 8 TIED 3

POINTS—233 OPPONENTS—294

— 1968 —

47 Atlanta (45,563)	7	27 Washington (47,644)	14
26 at Green Bay (49,346)	13	14 Green Bay (47,644)	10
17 Chicago (47,644)	27	13 at Detroit (48,654)	6
24 Detroit (44,289)	10	9 at Baltimore (60,238)	21
17 at New Orleans (71,105)	20	3 Los Angeles (47,644)	31
7 Dallas (47,644)	20	30 at San Francisco (29,049)	20
24 at Chicago (46,562)	26	24 at Philadelphia (54,530)	17

WON 8 LOST 6 TIED 0

POINTS—282 OPPONENTS—242

— 1969 —

23	at New York Giants (62,900)	24
52	Baltimore (47,900)	7
19	Green Bay (60,740)	7
31	at Chicago (45,757)	0
27	at St. Louis (49,430)	10
24	Detroit (47,900)	10
31	Chicago (47,900)	14

WON 12 LOST 2 TIED 0

51	Cleveland (47,900)	3
9	at Green Bay (48,321)	7
52	Pittsburgh (47,202)	14
27	at Detroit (57,906)	0
20	at Los Angeles (80,430)	13
10	San Francisco (43,028)	7
3	at Atlanta (52,872)	10

POINTS—379 OPPONENTS—133

— 1970 —

27	Kansas City (47,900)	10
26	New Orleans (47,900)	0
10	at Green Bay (47,967)	13
24	at Chicago (45,485)	0
54	Dallas (47,900)	13
13	Los Angeles (47,900)	3
30	at Detroit (58,210)	17

WON 12 LOST 2 TIED 0

19	at Washington (50,415)	10
24	Detroit (47,900)	20
10	Green Bay (47,900)	3
10	at New York Jets (62,333)	20
16	Chicago (47,900)	13
35	at Boston (37,819)	14
37	at Atlanta (57,992)	7

POINTS—335 OPPONENTS—143

— 1971 —

16	at Detroit (54,418)	13
17	Chicago (47,900)	20
19	Buffalo (47,900)	0
13	at Philadelphia (65,358)	0
24	at Green Bay (56,263)	13
10	Baltimore (47,900)	3
17	at N.Y. Giants (62,829)	10

WON 11 LOST 3 TIED 0

9	San Francisco (49,784)	13
3	Green Bay (49,784)	0
23	at New Orleans (83,130)	10
24	Atlanta (49,784)	7
14	at San Diego (54,505)	30
29	Detroit (49,784)	10
27	at Chicago (55,049)	10

POINTS—245 OPPONENTS—139

— 1972 —

21	Washington (47,900)	24
34	at Detroit (54,418)	10
14	Miami (47,900)	16
17	St. Louis (49,784)	19
23	at Denver (51,656)	20
10	at Chicago (55,701)	13
27	at Green Bay (56,263)	13

WON 7 LOST 7 TIED 0

37	New Orleans (49,784)	6
16	Detroit (49,784)	14
45	at Los Angeles (77,982)	41
10	at Pittsburgh (50,348)	23
23	Chicago (49,784)	10
7	Green Bay (49,784)	23
17	at San Francisco (61,214)	20

POINTS—301 OPPONENTS—252

— 1973 —

24	Oakland (46,619)	16
22	at Chicago (55,701)	13
11	Green Bay (48,503)	3
23	at Detroit (54,418)	9
17	at San Francisco (59,359)	13
28	Philadelphia (48,503)	21
10	Los Angeles (48,503)	9

WON 12 LOST 2

26	Cleveland (48,503)	3
28	Detroit (48,503)	7
14	at Atlanta (50,850)	20
31	Chicago (48,503)	13
0	at Cincinnati (59,580)	27
31	at Green Bay (56,267)	7
31	at New Haven (70,041)	7

POINTS—296 OPPONENTS—168

— 1974 —

32	at Green Bay (56,312)	17
7	at Detroit (49,703)	6
11	Chicago (46,619)	7
23	at Dallas (60,817)	21
51	Houston (48,490)	10
16	Detroit (48,501)	20
14	New England (48,497)	17

WON 10 LOST 4

17	at Chicago (55,753)	0
28	at St. Louis (51,392)	24
7	Green Bay (48,480)	19
17	at Los Angeles (90,266)	20
29	New Orleans (48,456)	9
23	Atlanta (48,480)	10
35	at Kansas City (72,474)	15

POINTS—310 OPPONENTS—195

— 1975 —

27 San Francisco (48,418)	17	38 Atlanta (48,446)	0
42 at Cleveland (65,419)	10	20 at New Orleans (60,214)	7
28 Chicago (48,446)	3	28 San Diego (48,443)	13
29 New York Jets (48,444)	21	30 at Washington (54,311)	31
25 Detroit (48,446)	19	24 Green Bay (48,446)	3
13 at Chicago (56,302)	9	10 at Detroit (78,990)	17
28 at Green Bay (55,279)	17	35 at Buffalo (73,391)	13
WON 12 LOST 2		POINTS—377 OPPONENTS—180	

— 1976 —

40 at New Orleans (58,156)	9	13 at Chicago (56,602)	14
10 Los Angeles (47,310)	10 (OT)	31 Detroit (46,735)	23
10 at Detroit (77,292)	9	27 Seattle (45,087)	21
17 Pittsburgh (47,809)	6	17 at Green Bay (53,104)	10
20 Chicago (47,948)	19	16 at San Francisco (56,775)	20
24 N.Y. Giants (47,156)	7	20 Green Bay (43,700)	9
31 at Philadelphia (56,233)	12	29 at Miami (46,543)	7
WON 11 LOST 2 TIED 1		POINTS—305 OPPONENTS—176	

— 1977 —

10 Dallas (47,678)	16 (OT)	7 St. Louis (47,066)	27
9 at Tampa Bay (66,272)	3	42 Cincinnati (47,371)	10
19 Green Bay (47,143)	7	7 at Chicago (49,563)	10
14 Detroit (45,860)	7	13 at Green Bay (56,267)	6
22 Chicago (47,708)	16 (OT)	28 San Francisco (40,745)	27
3 at Los Angeles (62,414)	35	13 at Oakland (52,771)	35
14 at Atlanta (59,257)	7	30 at Detroit (78,572)	21
WON 9 LOST 5		POINTS—231 OPPONENTS—227	

— 1978 —

24 At New Orleans (54,187)	31	21 at Dallas (61,848)	10
12 Denver (46,508)	9 (OT)	17 Detroit (46,008)	7
10 Tampa Bay (46,152)	16	17 Chicago (43,286)	14
24 at Chicago (53,561)	20	7 San Diego (38,859)	13
24 at Tampa Bay (65,972)	7	10 at Green Bay (51,737)	10 (OT)
28 at Seattle (62,031)	29	28 Philadelphia (38,722)	27
17 Los Angeles (46,551)	34	14 at Detroit (78,685)	45
21 Green Bay (47,411)	7	20 at Oakland (44,643)	27
WON 8 LOST 7 TIED 1		POINTS—294 OPPONENTS—306	

VIKING ATTENDANCE MARKS

TOTAL ATTENDANCE LEAGUE GAMES

1961	513,285 (Avg—36,654)
1962	494,209 (Avg—35,301)
1963	537,689 (Avg—38,406)
1964	615,999 (Avg—44,000)
1965	683,497 (Avg—48,821)
1966	647,352 (Avg—46,239)
1967	636,604 (Avg—45,486)
1968	687,556 (Avg—49,111)
1969	740,186 (Avg—52,870)
1970	680,211 (Avg—48,515)
1971	776,272 (Avg—55,448)
1972	752,302 (Avg—53,785)
1973	743,853 (Avg—53,132)
1974	762,344 (Avg—54,453)
1975	777,712 (Avg—55,551)
1976	771,619 (Avg—55,116)
1977	788,487 (Avg—56,321)
1978	892,415 (Avg—55,775)

(1961-77—14 games; 1978 on—16 games)

TOTAL HOME ATTENDANCE LEAGUE GAMES

1961	242,102 (Avg—34,586)
1962	226,535 (Avg—32,362)
1963	230,743 (Avg—32,963)
1964	274,026 (Avg—39,147)
1965	321,119 (Avg—45,874)
1966	315,837 (Avg—45,119)
1967	304,901 (Avg—43,557)
1968	328,072 (Avg—46,867)
1969	342,570 (Avg—49,039)
1970	335,300 (Avg—47,900)
1971	344,720 (Avg—49,249)
1972	344,720 (Avg—49,249)
1973	337,637 (Avg—48,234)
1974	332,503 (Avg—47,500)
1975	333,806 (Avg—47,686)
1976	339,122 (Avg—48,446)
1977	339,122 (Avg—48,446)
1978	387,159 (Avg—48,395)

(1961-77—7 games; 1978 on—8 games)

TOTAL ROAD ATTENDANCE LEAGUE GAMES

*1961	271,056 (Avg—38,722)
1962	267,674 (Avg—38,239)
1963	306,946 (Avg—43,849)
1964	341,973 (Avg—48,853)
1965	362,378 (Avg—51,768)
1966	331,515 (Avg—47,359)
1967	331,903 (Avg—47,414)
1968	359,484 (Avg—51,354)
1969	397,616 (Avg—56,802)
1970	344,911 (Avg—49,273)
1971	431,552 (Avg—61,650)
1972	407,582 (Avg—58,226)
1973	406,216 (Avg—58,031)
1974	429,841 (Avg—61,406)
1975	443,906 (Avg—63,415)

1976	432,497 (Avg—61,785)
1977	449,365 (Avg—64,195)
1978	505,256 (Avg—63,157)

(1961—6 games; 1962-77—7 games; 1978 on—8 games)

TOTAL PRE-SEASON ATTENDANCE

1961	82,683 (Avg—16,537)
1962	103,588 (Avg—20,718)
1963	140,321 (Avg—28,064)
1964	110,438 (Avg—22,088)
1965	158,541 (Avg—31,708)
1966	241,728 (Avg—48,347)
1967	224,182 (Avg—44,836)
1968	156,591 (Avg—31,318)
*1969	225,513 (Avg—37,586)
*1970	285,659 (Avg—47,610)
*1971	266,156 (Avg—44,359)
1972	281,687 (Avg—56,339)
1973	254,436 (Avg—53,087)
1974	227,425 (Avg—45,485)
*1975	259,798 (Avg—43,300)
*1976	277,346 (Avg—46,224)
*1977	291,566 (Avg—48,594)
1978	192,045 (Avg—48,011)

(5 games 1961-68, 1972-74; 6 games 1969-71; 1975-77; 4 games 1978 on)

TOTAL ATTENDANCE ALL GAMES

1961	595,841 (Avg—31,358)
1962	597,797 (Avg—31,463)
1963	678,010 (Avg—35,684)
1964	726,437 (Avg—38,234)
1965	842,038 (Avg—44,317)
1966	889,080 (Avg—46,793)
1967	860,986 (Avg—45,315)
1968	844,147 (Avg—44,428)
1969	965,699 (Avg—48,285)
1970	965,870 (Avg—48,294)
1971	1,091,528 (Avg—51,978)
1972	1,033,989 (Avg—54,420)
1973	1,186,131 (Avg—53,915)
1974	1,179,530 (Avg—53,615)
1975	1,085,851 (Avg—51,701)
1976	1,248,937 (Avg—54,302)
1977	1,215,007 (Avg—55,228)
1978	1,155,874 (Avg—55,041)

SEASON TICKET SALE

1961	23,981	1971	41,297
1962	22,121	1972	41,500
1963	19,315	1973	41,500
1964	21,087	1974	41,500
1965	32,686	1975	41,500
1966	33,633	1976	41,500
1967	33,187	1976	41,500
1968	33,327	1977	41,500
1969	37,136	1978	41,500
1970	41,536		

1978 NFL LEADERS

Passing	Att	Comp	Pct		Yds	Avg		TD	Pct		Long	Int	Pct		Rtg
			Comp	Yds		TD	Int		Int	Pts					
Staubach, Dall.	413	231	55.9		3190	7.72	25	6.1	191	16	3.9	84.9			
Bradshaw, Pitt.	368	207	56.3		2915	7.92	28	7.6	70	20	5.4	84.8			
Fouts, S.D.	381	224	58.8		2999	7.87	24	6.3	155	20	5.2	83.2			
Griese, Mia.	235	148	63.0		1791	7.62	11	4.7	163	11	4.7	82.4			
Manning, N.O.	471	291	61.8		3416	7.25	17	3.6	171	16	3.4	81.6			
Sipe, Cleve.	399	222	55.6		2906	7.28	21	5.3	169	15	3.8	80.6			
Morton, Den.	267	146	54.7		1802	6.75	11	4.1	142	8	3.0	77.0			
Danielson, Dt.	351	199	56.7		2294	6.54	18	5.1	47	17	4.8	73.6			
Zorn, Sea.	443	248	56.0		3283	7.41	15	3.4	64	20	4.5	72.2			
Ferguson, Buff.	330	175	53.0		2136	6.47	16	4.8	192	15	4.5	70.5			

Receiving	No	Yds	Avg	LG	TD
Young, Minn.	88	704	8.0	48	5
Galbreath, N.O.	74	582	7.9	35	2
Largent, Sea.	71	1168	16.5	157	8
Rashad, Minn.	66	769	11.7	158	8
Tilley, St.L.	62	900	14.5	43	3
Casper, Oak.	62	852	13.7	44	9
Swann, Pitt.	61	880	14.4	62	11
Foreman, Minn.	61	396	6.5	20	2
Mitchell, S.D.	57	500	8.8	155	2
Jefferson, S.D.	56	1001	17.9	146	13

Rushing	Att	Yds	Avg	LG	TD
Campbell, Hou.	302	1450	4.8	181	13
Payton, Chi.	333	1395	4.2	76	11
Dorsett, Dall.	290	1325	4.6	63	7
Williams, Mia.	272	1258	4.6	58	8
Montgomery, Phil.	259	1220	4.7	47	9
Middleton, G.B.	284	1116	3.9	176	11
Harris, Pitt.	310	1082	3.5	37	8
van Eeghen, Oak.	270	1080	4.0	34	9
Miller, Buff.	238	1060	4.5	160	7
Reed, K.C.	206	1053	5.1	162	5

Interceptions	No	Yds	Avg	LG	TD
Darden, Cleve.	10	200	20.0	46	0
Stone, St.L.	9	139	15.4	33	0
Buchanan, G.B.	9	93	10.3	177	1
Perry, L.A.	8	117	14.6	144	3
Thomas, L.A.	8	96	12.0	133	1
Jackson, N.Y.G.	7	115	16.4	51	1
Scott, Wash.	7	72	10.3	39	0
Bryant, Minn.	7	69	9.9	23	0
Edwards, Phil.	7	59	8.4	25	0

Punt Returns	No	FC	Yds	Avg	LG	TD
Upchurch, Den.	36	2	493	13.7	175	1
Moody, Buff.	19	5	240	12.6	182	1
Harper, N.Y.J.	30	4	378	12.6	182	1
Wallace, L.A.	52	5	618	11.9	58	0
Payton, K.C.	32	2	364	11.4	39	0
Fuller, S.D.	39	10	436	11.2	34	0
Green, Wash.	42	13	443	10.5	180	1
Morgan, N.E.	32	5	335	10.5	48	0
Thompson, Det.	16	2	161	10.1	35	0
Harrell, St.L.	21	6	196	9.3	170	1

Kickoff Returns	No	Yds	Avg	LG	TD
Odum, G.B.	25	677	27.1	195	1
Pearson, Atl.	25	662	26.5	1100	1

Wright, Cleve.	30	789	26.3	86	0
Washington, Balt.	19	499	26.3	190	1
Owens, S.D.	20	524	26.2	77	0
Payton, K.C.	30	775	25.8	66	0
Green, Wash.	34	870	25.6	199	1
Brown, Buff.	17	428	25.2	1102	1
Anderson, Pitt.	37	930	25.1	195	1
Dirnden, Hou.	32	780	24.4	60	0

Punting	No	Yds	LG	Avg	TB	In
McNally, Cin.	91	3919	65	43.1	10	25
Guy, Oak.	81	3462	69	42.7	14	23
Skladany, Det.	86	3654	63	42.5	7	19
Jennings, N.Y.G.	95	3995	68	42.1	11	19
Blanchard, N.O.	84	3532	61	42.0	10	14
Andrusyshyn, K.C.	79	3247	61	41.1	7	18
Green, T.B.	100	4092	61	40.9	14	20
White, Dall.	76	3076	56	40.5	11	16
Roberts, Mia.	81	3263	59	40.3	9	22
Ramsey, N.Y.J.	74	2964	79	40.1	7	9

Scoring — TDs	TDs		TDs		Tot
	Tot	Rush	Pass	Misc	
Sims, Sea.	15	14	1	0	90
Campbell, Hou.	13	13	0	0	78
Jefferson, S.D.	13	0	13	0	78
Middleton, G.B.	12	11	1	0	72
Ivory, N.E.	11	11	0	0	66
Payton, Chi.	11	11	0	0	66
Swann, Pitt.	11	0	11	0	66
Casper, Oak.	10	0	9	1	60
Dorsett, Dall.	10	7	2	1	60
Long, N.Y.J.	10	10	0	0	60
Montgomery, Phil.	10	9	1	0	60
Moore, Mia.	10	0	10	0	60
Newhouse, Dall.	10	8	2	0	60
van Eeghen, Oak.	10	9	0	1	60

Scoring — Kicking	XP		FG		Tot
	Md	Att	Md	Att	
Coral, L.A.	31	33	29	43	118
Leahy, N.Y.J.	41	42	22	30	107
Yepremian, Mia.	41	45	19	23	98
Cockroft, Cleve.	37	40	19	28	94
Septien, Dall.	46	47	16	26	94
Ricardo, Det.	32	33	20	28	92
Benirschke, S.D.	37	43	18	22	91
Danelo, N.Y.G.	27	29	21	29	90
Moseley, Wash.	30	31	19	30	87
Stenerud, K.C.	25	26	20	30	85

1978 FINAL NFL STANDINGS

NATIONAL CONFERENCE EASTERN DIVISION

	W	L	T	Pct.	Pts.	OP
*Dallas	12	4	0	.750	384	208
#Philadelphia	9	7	0	.563	270	250
Washington	8	8	0	.500	273	283
St. Louis	6	10	0	.375	248	296
New York Giants	6	10	0	.375	264	298

WESTERN DIVISION

	W	L	T	Pct.	Pts.	OP
*Los Angeles	12	4	0	.750	316	245
#Atlanta	9	7	0	.563	240	290
New Orleans	7	9	0	.438	281	298
San Francisco	2	14	0	.125	219	350

CENTRAL DIVISION

	W	L	T	Pct.	Pts.	OP
*Minnesota	8	7	1	.531	294	306
Green Bay	8	7	1	.531	249	269
Detroit	7	9	0	.438	290	300
Chicago	7	9	0	.438	253	274
Tampa Bay	5	11	0	.313	241	259

AMERICAN CONFERENCE EASTERN DIVISION

	W	L	T	Pct.	Pts.	OP
*New England	11	5	0	.688	358	286
#Miami	11	5	0	.688	372	254
N.Y. Jets	8	8	0	.500	359	364
Buffalo	5	11	0	.313	302	354
Baltimore	5	11	0	.313	239	421

WESTERN DIVISION

	W	L	T	Pct.	Pts.	OP
*Denver	10	6	0	.625	282	198
Oakland	9	7	0	.563	311	283
Seattle	9	7	0	.563	345	258
San Diego	9	7	0	.563	355	309
Kansas City	4	12	0	.250	243	327

CENTRAL DIVISION

	W	L	T	Pct.	Pts.	OP
*Pittsburgh	14	2	0	.875	356	195
#Houston	10	6	0	.625	283	298
Cleveland	8	8	0	.500	334	356
Cincinnati	4	12	0	.250	252	284

*Division Winner
#Wild Card for Playoffs

1979 NFL TEAM SCHEDULES

(All times local. All games Sunday unless noted otherwise.)

NATIONAL FOOTBALL CONFERENCE

ATLANTA FALCONS

Sept. 2	at New Orleans	1:00
Sept. 10	at Philadelphia (Mon.)	9:00
Sept. 16	DENVER	1:00
Sept. 23	at Detroit	1:00
Sept. 30	WASHINGTON	1:00
Oct. 7	GREEN BAY	1:00
Oct. 14	at Oakland	1:00
Oct. 21	at San Francisco	1:00
Oct. 29	SEATTLE (Mon.)	9:00
Nov. 4	TAMPA BAY	1:00
Nov. 11	at New York Giants	4:00
Nov. 19	at Los Angeles (Mon.)	6:00
Nov. 25	NEW ORLEANS	1:00
Dec. 2	at San Diego	1:00
Dec. 9	LOS ANGELES	1:00
Dec. 16	SAN FRANCISCO	1:00

CHICAGO BEARS

Sept. 2	GREEN BAY	1:00
Sept. 9	MINNESOTA	12:00
Sept. 16	at Dallas	3:00
Sept. 23	at Miami	4:00
Sept. 30	TAMPA BAY	1:00
Oct. 7	at Buffalo	1:00
Oct. 14	NEW ENGLAND	1:00
Oct. 21	at Minnesota	1:00
Oct. 28	at San Francisco	1:00
Nov. 4	DETROIT	3:00
Nov. 11	LOS ANGELES	1:00
Nov. 18	NEW YORK JETS	12:00
Nov. 22	at Detroit (Thurs.)	12:30
Dec. 2	at Tampa Bay	1:00
Dec. 9	at Green Bay	12:00
Dec. 16	ST. LOUIS	1:00

DALLAS COWBOYS

Sept. 2	at St. Louis	1:00
Sept. 9	at San Francisco	1:00
Sept. 16	CHICAGO	3:00
Sept. 24	at Cleveland (Mon.)	9:00
Sept. 30	CINCINNATI	3:00
Oct. 7	at Minnesota	3:00
Oct. 14	LOS ANGELES	8:00
Oct. 21	St. Louis	1:00
Oct. 28	at Pittsburgh	1:00
Nov. 4	at New York Giants	1:00
Nov. 12	PHILADELPHIA (Mon.)	8:00
Nov. 18	at Washington	1:00
Nov. 22	HOUSTON (Thanks.)	3:00
Dec. 2	NEW YORK GIANTS	3:00
Dec. 8	at Philadelphia (Sat.)	12:30
Dec. 16	WASHINGTON	3:00

DETROIT LIONS

Sept. 1	at Tampa Bay (Sat.)	8:00
Sept. 9	WASHINGTON	1:00
Sept. 16	at New York Jets	1:00
Sept. 23	ATLANTA	1:00
Sept. 30	MINNESOTA	1:00
Oct. 7	at New England	1:00
Oct. 14	vs. Green Bay (Milw.)	3:00
Oct. 21	at New Orleans	1:00
Oct. 28	BUFFALO	1:00
Nov. 4	at Chicago	3:00
Nov. 11	TAMPA BAY	1:00
Nov. 18	at Minnesota	1:00
Nov. 22	CHICAGO (Thanks.)	12:30
Dec. 2	at Philadelphia	1:00
Dec. 9	MIAMI	1:00
Dec. 15	GREEN BAY (Sat.)	4:00

GREEN BAY PACKERS

Sept. 2	at Chicago	1:00
Sept. 9	NEW ORLEANS (Milw.)	12:00
Sept. 16	TAMPA BAY	1:00
Sept. 23	at Minnesota	12:00
Oct. 1	NEW ENGLAND (Mon.)	8:00
Oct. 7	at Atlanta	1:00
Oct. 14	DETROIT (Milw.)	3:00
Oct. 21	at Tampa Bay	1:00
Oct. 28	at Miami	4:00
Nov. 4	NEW YORK JETS	3:00
Nov. 11	MINNESOTA (Milw.)	1:00
Nov. 18	at Buffalo	1:00
Nov. 25	PHILADELPHIA	1:00
Dec. 2	at Washington	1:00
Dec. 9	CHICAGO	12:00
Dec. 15	at Detroit (Sat.)	4:00

LOS ANGELES RAMS

Sept. 2	OAKLAND	1:00
Sept. 6	at Denver (Thurs.)	6:30
Sept. 16	SAN FRANCISCO	1:00
Sept. 23	at Tampa Bay	4:00
Sept. 30	ST. LOUIS	1:00
Oct. 7	at New Orleans	3:00
Oct. 14	at Dallas	8:00
Oct. 21	SAN DIEGO	1:00
Oct. 28	NEW YORK GIANTS	1:00
Nov. 4	at Seattle	1:00
Nov. 11	at Chicago	1:00
Nov. 19	ATLANTA (Mon.)	6:00
Nov. 25	at San Francisco	1:00
Dec. 2	MINNESOTA	1:00
Dec. 9	at Atlanta	1:00
Dec. 16	NEW ORLEANS	1:00

MINNESOTA VIKINGS

Sept. 2	SAN FRANCISCO	12:00
Sept. 9	at Chicago	12:00
Sept. 16	MIAMI	1:00
Sept. 23	GREEN BAY	12:00
Sept. 30	at Detroit	1:00
Oct. 7	DALLAS	3:00
Oct. 15	at New York Jets (Mon.)	9:00
Oct. 21	CHICAGO	1:00
Oct. 28	TAMPA BAY	1:00
Nov. 4	at St. Louis	1:00
Nov. 11	vs. Green Bay (Milw.)	1:00
Nov. 18	DETROIT	1:00
Nov. 25	at Tampa Bay	1:00
Dec. 2	at Los Angeles	1:00
Dec. 9	BUFFALO	1:00
Dec. 16	at New England	1:00

NEW ORLEANS SAINTS

Sept. 2	ATLANTA	1:00
Sept. 9	vs. Green Bay (Milw.)	12:00
Sept. 16	PHILADELPHIA	12:00
Sept. 23	at San Francisco	1:00
Sept. 30	NEW YORK GIANTS	12:00
Oct. 7	LOS ANGELES	3:00
Oct. 14	at Tampa Bay	1:00
Oct. 21	DETROIT	1:00
Oct. 28	at Washington	1:00
Nov. 4	at Denver	2:00
Nov. 11	SAN FRANCISCO	1:00
Nov. 18	at Seattle	1:00
Nov. 25	at Atlanta	1:00
Dec. 3	OAKLAND (Mon.)	8:00
Dec. 9	SAN DIEGO	3:00
Dec. 16	at Los Angeles	1:00

NEW YORK GIANTS

Sept. 2	at Philadelphia	1:00
Sept. 9	ST. LOUIS	1:00
Sept. 17	at Washington (Mon.)	9:00
Sept. 23	PHILADELPHIA	4:00
Sept. 30	at New Orleans	12:00
Oct. 7	TAMPA BAY	1:00
Oct. 14	SAN FRANCISCO	1:00
Oct. 21	at Kansas City	3:00
Oct. 28	at Los Angeles	1:00
Nov. 4	DALLAS	1:00
Nov. 11	ATLANTA	4:00
Nov. 18	at Tampa Bay	4:00
Nov. 25	WASHINGTON	1:00
Dec. 2	at Dallas	3:00
Dec. 9	at St. Louis	12:00
Dec. 16	BALTIMORE	1:00

PHILADELPHIA EAGLES

Sept. 2	NEW YORK GIANTS	1:00
Sept. 10	ATLANTA (Mon.)	9:00
Sept. 16	at New Orleans	12:00
Sept. 23	at New York Giants	4:00
Sept. 30	PITTSBURGH	1:00
Oct. 7	at Washington	1:00
Oct. 14	at St. Louis	12:00
Oct. 21	WASHINGTON	1:00
Oct. 28	at Cincinnati	4:00
Nov. 4	CLEVELAND	1:00
Nov. 12	at Dallas (Mon.)	8:00
Nov. 18	ST. LOUIS	1:00
Nov. 25	at Green Bay	1:00
Dec. 2	DETROIT	1:00
Dec. 8	DALLAS (Sat.)	12:30
Dec. 16	at Houston	3:00

ST. LOUIS CARDINALS

Sept. 2	DALLAS	1:00
Sept. 9	at New York Giants	1:00
Sept. 16	PITTSBURGH	3:00
Sept. 23	WASHINGTON	1:00
Sept. 30	at Los Angeles	1:00
Oct. 7	at Houston	1:00
Oct. 14	PHILADELPHIA	12:00
Oct. 21	at Dallas	1:00
Oct. 28	CLEVELAND	1:00
Nov. 4	MINNESOTA	1:00
Nov. 11	at Washington	1:00
Nov. 18	at Philadelphia	1:00
Nov. 25	at Cincinnati	1:00
Dec. 2	SAN FRANCISCO	1:00
Dec. 9	NEW YORK GIANTS	12:00
Dec. 16	at Chicago	1:00

SAN FRANCISCO 49ERS

Sept. 2	at Minnesota	12:00
Sept. 9	DALLAS	1:00
Sept. 16	at Los Angeles	1:00
Sept. 23	NEW ORLEANS	1:00
Sept. 30	at San Diego	1:00
Oct. 7	SEATTLE	1:00
Oct. 14	at New York Giants	1:00
Oct. 21	ATLANTA	1:00
Oct. 28	CHICAGO	1:00
Nov. 4	at Oakland	1:00
Nov. 11	at New Orleans	1:00
Nov. 18	DENVER	1:00
Nov. 25	LOS ANGELES	1:00
Dec. 2	at St. Louis	1:00
Dec. 9	TAMPA Bay	1:00
Dec. 16	at Atlanta	1:00

TAMPA BAY BUCCANEERS

Sept. 1	DETROIT (Sat.)	8:00
Sept. 9	at Baltimore	2:00
Sept. 16	at Green Bay	1:00
Sept. 23	LOS ANGELES	4:00
Sept. 30	at Chicago	1:00
Oct. 7	at New York Giants	1:00
Oct. 14	NEW ORLEANS	1:00
Oct. 21	GREEN BAY	1:00
Oct. 28	at Minnesota	1:00
Nov. 4	at Atlanta	1:00
Nov. 11	at Detroit	1:00
Nov. 18	NEW YORK GIANTS	4:00
Nov. 25	MINNESOTA	1:00
Dec. 2	CHICAGO	1:00
Dec. 9	at San Francisco	1:00
Dec. 16	KANSAS CITY	1:00

WASHINGTON REDSKINS

Sept. 2	HOUSTON	1:00
Sept. 9	at Detroit	1:00
Sept. 17	NEW YORK GIANTS (Mon.)	9:00
Sept. 23	at St. Louis	1:00
Sept. 30	at Atlanta	1:00
Oct. 7	PHILADELPHIA	1:00
Oct. 14	at Cleveland	1:00
Oct. 21	at Philadelphia	1:00
Oct. 28	NEW ORLEANS	1:00
Nov. 4	at Pittsburgh	1:00
Nov. 11	ST. LOUIS	1:00
Nov. 18	DALLAS	1:00
Nov. 25	at New York Giants	1:00
Dec. 2	GREEN BAY	1:00
Dec. 9	CINCINNATI	1:00
Dec. 16	at Dallas	3:00

AMERICAN FOOTBALL CONFERENCE

BALTIMORE COLTS

Sept. 2	at Kansas City	3:00
Sept. 9	TAMPA BAY	2:00
Sept. 16	at Cleveland	1:00
Sept. 23	at Pittsburgh	1:00
Sept. 30	BUFFALO	2:00
Oct. 7	NEW YORK JETS	4:00
Oct. 14	HOUSTON	2:00
Oct. 21	at Buffalo	1:00
Oct. 28	NEW ENGLAND	2:00
Nov. 4	CINCINNATI	2:00
Nov. 11	at Miami	1:00
Nov. 18	at New England	1:00
Nov. 25	MIAMI	4:00
Dec. 2	at New York Jets	1:00
Dec. 9	KANSAS CITY	2:00
Dec. 16	at New York Giants	1:00

BUFFALO BILLS

Sept. 2	MIAMI	1:00
Sept. 9	CINCINNATI	1:00
Sept. 16	at San Diego	1:00
Sept. 23	NEW YORK JETS	1:00
Sept. 30	at Baltimore	2:00
Oct. 7	CHICAGO	1:00
Oct. 14	at Miami	1:00
Oct. 21	BALTIMORE	1:00
Oct. 28	at Detroit	1:00
Nov. 4	NEW ENGLAND	1:00
Nov. 11	at New York Jets	1:00
Nov. 18	GREEN BAY	1:00
Nov. 25	at New England	1:00
Dec. 2	DENVER	1:00
Dec. 9	at Minnesota	1:00
Dec. 16	at Pittsburgh	1:00

CINCINNATI BENGALS

Sept. 2	at Denver	2:00
Sept. 9	at Buffalo	1:00
Sept. 16	NEW ENGLAND	1:00
Sept. 23	HOUSTON	1:00
Sept. 30	at Dallas	3:00
Oct. 7	KANSAS CITY	1:00
Oct. 14	PITTSBURGH	1:00
Oct. 21	at Cleveland	1:00
Oct. 28	PHILADELPHIA	4:00
Nov. 4	at Baltimore	2:00
Nov. 11	SAN DIEGO	1:00
Nov. 18	at Houston	3:00
Nov. 25	ST. LOUIS	1:00
Dec. 2	at Pittsburgh	1:00
Dec. 9	at Washington	1:00
Dec. 16	CLEVELAND	1:00

CLEVELAND BROWNS

Sept. 2	at New York Jets	4:00
Sept. 9	at Kansas City	3:00
Sept. 16	BALTIMORE	1:00
Sept. 24	DALLAS (Mon.)	9:00
Sept. 30	at Houston	1:00
Oct. 7	PITTSBURGH	1:00
Oct. 14	WASHINGTON	1:00
Oct. 21	CINCINNATI	1:00
Oct. 28	at St. Louis	1:00
Nov. 4	at Philadelphia	1:00
Nov. 11	SEATTLE	1:00
Nov. 18	MIAMI	1:00
Nov. 25	at Pittsburgh	1:00
Dec. 2	HOUSTON	1:00
Dec. 9	at Oakland	1:00
Dec. 16	at Cincinnati	1:00

DENVER BRONCOS

Sept. 2	CINCINNATI	2:00
Sept. 6	LOS ANGELES (Thurs.)	6:30
Sept. 16	at Atlanta	1:00
Sept. 23	SEATTLE	2:00
Sept. 30	at Oakland	1:00
Oct. 7	SAN DIEGO	2:00
Oct. 14	at Kansas City	1:00
Oct. 22	at Pittsburgh (Mon.)	9:00
Oct. 28	KANSAS CITY	2:00
Nov. 4	NEW ORLEANS	2:00
Nov. 11	NEW ENGLAND	2:00
Nov. 18	at San Francisco	1:00
Nov. 25	OAKLAND	2:00
Dec. 2	at Buffalo	1:00
Dec. 8	at Seattle (Sat.)	1:00
Dec. 17	at San Diego (Mon.)	6:00

HOUSTON OILERS

Sept. 2	at Washington	1:00
Sept. 9	at Pittsburgh	1:00
Sept. 16	KANSAS CITY	1:00
Sept. 23	at Cincinnati	1:00
Sept. 30	CLEVELAND	1:00
Oct. 7	ST. LOUIS	1:00
Oct. 14	at Baltimore	2:00
Oct. 21	at Seattle	1:00
Oct. 28	NEW YORK JETS	12:00
Nov. 5	at Miami (Mon.)	9:00
Nov. 11	OAKLAND	12:00
Nov. 18	CINCINNATI	3:00
Nov. 22	at Dallas (Thanks.)	3:00
Dec. 2	at Cleveland	1:00
Dec. 10	PITTSBURGH (Mon.)	8:00
Dec. 16	PHILADELPHIA	3:00

KANSAS CITY CHIEFS

Sept. 2	BALTIMORE	3:00
Sept. 9	CLEVELAND	3:00
Sept. 16	at Houston	1:00
Sept. 23	OAKLAND	1:00
Sept. 30	at Seattle	1:00
Oct. 7	at Cincinnati	1:00
Oct. 14	DENVER	1:00
Oct. 21	NEW YORK GIANTS	3:00
Oct. 28	at Denver	2:00
Nov. 4	SAN DIEGO	1:00
Nov. 11	PITTSBURGH	12:00
Nov. 18	at Oakland	1:00
Nov. 25	at San Diego	1:00
Dec. 2	SEATTLE	1:00
Dec. 9	at Baltimore	2:00
Dec. 16	at Tampa Bay	1:00

MIAMI DOLPHINS

Sept. 2	at Buffalo	1:00
Sept. 9	SEATTLE	4:00
Sept. 16	at Minnesota	1:00
Sept. 23	CHICAGO	4:00
Sept. 30	at New York Jets	1:00
Oct. 8	at Oakland (Mon.)	6:00
Oct. 14	BUFFALO	1:00
Oct. 21	at New England	1:00
Oct. 28	GREEN BAY	4:00
Nov. 5	HOUSTON (Mon.)	9:00
Nov. 11	BALTIMORE	1:00
Nov. 18	at Cleveland	1:00
Nov. 25	at Baltimore	4:00
Nov. 29	NEW ENGLAND (Thurs.)	8:30
Dec. 9	at Detroit	1:00
Dec. 15	NEW YORK JETS (Sat.)	12:30

NEW ENGLAND PATRIOTS

Sept. 3	PITTSBURGH (Mon.)	9:00
Sept. 9	NEW YORK JETS	4:00
Sept. 16	at Cincinnati	1:00
Sept. 23	SAN DIEGO	1:00
Oct. 1	at Green Bay (Mon.)	8:00
Oct. 7	DETROIT	1:00
Oct. 14	at Chicago	1:00
Oct. 21	MIAMI	1:00
Oct. 28	at Baltimore	2:00
Nov. 4	at Buffalo	1:00
Nov. 11	at Denver	2:00
Nov. 18	BALTIMORE	1:00
Nov. 25	BUFFALO	1:00
Nov. 29	at Miami (Thurs.)	8:30
Dec. 9	at New York Jets	4:00
Dec. 16	MINNESOTA	1:00

NEW YORK JETS

Sept. 2	CLEVELAND	4:00
Sept. 9	at New England	4:00
Sept. 16	DETROIT	1:00
Sept. 23	at Buffalo	1:00
Sept. 30	MIAMI	1:00
Oct. 7	at Baltimore	4:00
Oct. 15	MINNESOTA (Mon.)	9:00
Oct. 21	OAKLAND	1:00
Oct. 28	at Houston	12:00
Nov. 4	at Green Bay	3:00
Nov. 11	BUFFALO	1:00
Nov. 18	at Chicago	12:00
Nov. 26	at Seattle (Mon.)	6:00
Dec. 2	BALTIMORE	1:00
Dec. 9	NEW ENGLAND	4:00
Dec. 15	at Miami (Sat.)	12:30

OAKLAND RAIDERS

Sept. 2	at Los Angeles	1:00
Sept. 9	at San Diego	1:00
Sept. 16	at Seattle	1:00
Sept. 23	at Kansas City	1:00
Sept. 30	DENVER	1:00
Oct. 8	MIAMI (Mon.)	6:00
Oct. 14	ATLANTA	1:00
Oct. 21	at New York Jets	1:00
Oct. 25	SAN DIEGO (Thurs.)	6:00
Nov. 4	SAN FRANCISCO	1:00
Nov. 11	at Houston	12:00
Nov. 18	KANSAS CITY	1:00
Nov. 25	at Denver	2:00
Dec. 3	at New Orleans (Mon.)	8:00
Dec. 9	CLEVELAND	1:00
Dec. 16	SEATTLE	1:00

PITTSBURGH STEELERS

Sept. 3	at New England (Mon.)	9:00
Sept. 9	HOUSTON	1:00
Sept. 16	at St. Louis	3:00
Sept. 23	BALTIMORE	1:00
Sept. 30	at Philadelphia	1:00
Oct. 7	at Cleveland	1:00
Oct. 14	at Cincinnati	1:00
Oct. 22	DENVER (Mon.)	9:00
Oct. 28	DALLAS	1:00
Nov. 4	WASHINGTON	1:00
Nov. 11	at Kansas City	12:00
Nov. 18	at San Diego	1:00
Nov. 25	CLEVELAND	1:00
Dec. 2	CINCINNATI	1:00
Dec. 10	at Houston (Mon.)	8:00
Dec. 16	BUFFALO	1:00

SAN DIEGO CHARGERS

Sept. 2	at Seattle	1:00
Sept. 9	OAKLAND	1:00
Sept. 16	BUFFALO	1:00
Sept. 23	at New England	1:00
Sept. 30	SAN FRANCISCO	1:00
Oct. 7	at Denver	2:00
Oct. 14	SEATTLE	1:00
Oct. 21	at Los Angeles	1:00
Oct. 25	at Oakland (Thurs.)	6:00
Nov. 4	at Kansas City	1:00
Nov. 11	at Cincinnati	1:00
Nov. 18	PITTSBURGH	1:00
Nov. 25	KANSAS CITY	1:00
Dec. 2	ATLANTA	1:00
Dec. 9	at New Orleans	3:00
Dec. 17	DENVER (Mon.)	6:00

SEATTLE SEAHAWKS

Sept. 2	SAN DIEGO	1:00
Sept. 9	at Miami	4:00
Sept. 16	OAKLAND	1:00
Sept. 23	at Denver	2:00
Sept. 30	KANSAS CITY	1:00
Oct. 7	at San Francisco	1:00
Oct. 14	at San Diego	1:00
Oct. 21	HOUSTON	1:00
Oct. 29	at Atlanta (Mon.)	9:00
Nov. 4	LOS ANGELES	1:00
Nov. 11	at Cleveland	1:00
Nov. 18	NEW ORLEANS	1:00
Nov. 26	NEW YORK JETS (Mon.)	6:00
Dec. 2	at Kansas City	1:00
Dec. 8	DENVER (Sat.)	1:00
Dec. 16	at Oakland	1:00

MEDIA INFORMATION**PRESS BOX CREDENTIALS**

Seats in the Metropolitan Stadium football press box are limited to those covering the game. Overflow press is accommodated in the auxiliary press area.

Requests for credentials should be directed to Merrill Swanson, Public Relations Director, Minnesota Vikings, 7110 France Ave. So., Edina, Minn., 55435, as early as possible.

Complimentary tickets for non-working press are limited and are obtained in the same manner.

No children are permitted in the working press box.

PHOTOGRAPHERS

Photographers must obtain and wear a special tag and other identification. Credentials are limited to photographers on assignment from the major wire services, accredited daily newspapers and television stations.

Tags are obtained in the same manner as other credentials.

Photographers may operate along the west, north and south ends of the playing field. However, the team benches area on the east side is restricted.

COPY TRANSMISSIONS

Requests for Western Union circuits should be filed directly with the Minneapolis office. All other forms of copy transmission must be arranged for through the particular service organizations. Copy runners will be provided.

RADIO AND TELEVISION

The radio station representing the visiting team will be assigned to booth J. Network television is assigned booths D and E. Requests for credentials should be directed to Merrill Swanson.

Requests for information relating to the Minnesota Vikings Radio Network should be directed to Colle and McVoy Advertising Agency, 1550 East 78th Street, Minneapolis, Minnesota 55423, attention Mary Ann Doss.

The broadcast rights for all radio games and pre-season television games are owned by Twin City Federal Savings and Loan Association.

ANOTHER... FOOTBALL FORDNOTE*




VIKINGS OFFENSIVE
LINE COACH
JOHN MICHELS
RECALLS A CUTE
LITTLE COLLEGE
FORD-A '34 TUDOR
NAMED BETSY. "SHE
WAS MY COLLEGE
ROOMMATE'S AND
THE FIRST CAR I
EVER DROVE.

SOMEHOW WE
WOUND UP IN A DITCH

BEFORE I FINALLY GOT THE HANG OF IT.
TODAY I DRIVE A
THUNDERBIRD."

*LITTLE KNOWN FACTS ABOUT
FOOTBALL AND FORDS PRESENTED
BY THE NORTHLAND FORD DEALERS.



MINNESOTA VIKINGS 1979 SCHEDULE
(All Times Central)

PRE-SEASON

August 2	at Seattle, 9:30 p.m.
August 11	at San Diego, 8 p.m.
August 18	MIAMI, 8 p.m.
August 23	KANSAS CITY, 7 p.m.

REGULAR SEASON

September 2	SAN FRANCISCO, Noon
September 9	at Chicago, Noon
September 16	MIAMI, 1 p.m.
September 23	GREEN BAY, Noon
September 30	at Detroit, Noon
October 7	DALLAS, 3 p.m.
October 15	at New York Jets, 8 p.m.
October 21	CHICAGO, 1 p.m.
October 28	TAMPA BAY, 1 p.m.
November 4	at St. Louis, 1 p.m.
November 11	Green Bay at Milwaukee, 1 p.m.
November 18	DETROIT, 1 p.m.
November 25	at Tampa Bay, Noon
December 2	at Los Angeles, 3 p.m.
December 9	BUFFALO, 1 p.m.
December 16	at New England, Noon



Ford

