




2001 OFFICIAL



TEAM GUIDE

vikings fans **love** *their stuff*

MINNESOTA'S
AUTUMN
2000 NFC CENTRAL DIVISION CHAMPIONS
HEROES



PICK UP SOME GREAT "STUFF" ON

WWW.VIKINGS.COM.

EXCLUSIVE TEAM DESIGNS.

OFFICIAL REEBOK SIDELINE

APPAREL, OFFICIAL TEAM

PUBLICATIONS, AND MUCH MORE!

MOST ALSO AVAILABLE AT METRODOME NOVELTY STANDS



More publications available at:

www.retroseasons.com/library/

TABLE OF CONTENTS

Vikings Facility Challenge	2-3
Viking Children's Fund	4-5
Vikings Community Relations	6-9
Vikings Staff Directory	10

Administration

Red McCombs	12
Charline McCombs	13
Gary Woods	14
Michael F. Kelly, Jr.	15
Administration	16

Coaching Staff

Dennis Green	17-20
Assistant Coaches	21-34

Player Personnel

Vikings Media Policy	42
----------------------------	----

Players

1st Year Players and Free Agents	43-139
How the Vikings Were Built	140
Vikings Alphabetical Roster	141

2000 Season Review

Season At A Glance	143-148
Preseason Statistics	149
Regular Season Statistics	150
Post Season Statistics	151
Preseason Defensive Statistics	152
Regular Season Defensive Statistics	153
Postseason Defensive Statistics	153
Game-By-Game Statistics	154-157
Week-by-Week Starters	158
Participation Chart	159
Single-Game Bests	160
Week-by-Week Leaders	161
The Last Time	162
Regular Season Standings	163

Vikings Cheerleaders

Records

All-Time Leaders	165
Leaders By Years	166-168
Individual Records	169-175
Vikings Big Days	176-183
Team Records	184-187

Vikings Website

Playoff Records

All-Time Playoff Leaders	189
Big Days/Playoffs	189
Individual Playoff Records	190
Team Playoff Records	191

History

Vikings Lore	193-196
Results: Year by Year	197-200
Series Standings	201-204
Year-by-Year Statistics	205-244
Primetime/Thanksgiving Games	245
Asst. Coaches All-Time Roster	245
Alumni	246-248
All-Time Drafts	249-252
Hall of Fame	254-255
All-Time Honors	256-257




Extra Points

Homes of the Vikings	259
Vikings Staff	260-261
Training Camp	262
Attendance Records	263
Vikings Radio Network	264
NFL 2001 Schedule	266-267
Vikings Schedule	268

2001 VIKINGS TICKETS



Single Game Ticket Information

		\$76-\$83 each
		\$61 each
		\$58 each Second Deck
		\$51 each Second Deck
		\$37 each Second Deck
		\$32 each Second Deck

Season tickets are available by calling
(612) 33-VIKES.

Season ticket holders enjoy the advantage of lower ticket prices, preferred seating, and priority on relocation.

Season Ticket Waiting List Info

The Vikings are establishing a season ticket waiting list for the 2002 season after setting records for season ticket sales in 1999, 2000 and 2001. To be added to the 2002 waiting list call (612) 33-VIKES.

For information on leasing one of the **private luxury suites** at the Metrodome, call (612) 33-VIKES.

A VISION FOR MINNESOTA FOOTBALL

A VISION FOR THE FUTURE OF MINNESOTA FOOTBALL

The Vikings have unveiled an exciting vision for the future of Minnesota football – a new facility on the University of Minnesota campus, shared by the Vikings and Golden Gophers. We need the assistance of our fans, friends and leaders in the community to help develop a fair public-private financing partnership and make this vision a reality.

BENEFITS FOR FANS AND THE COMMUNITY

This stadium vision promises many important benefits for both football fans and the community. Fans will enjoy a much-improved game day experience that includes easier parking, more tailgating, increased capacity, more seating options, more restrooms and concessions, better sight lines and wider concourses that reduce crowding. This world-class facility will also play host to hundreds of events year-round – including high school and college sports, soccer and many other community events. It will also host future Super Bowls and NCAA Final Four events.

BUILDING ON A SPECIAL TRADITION

This stadium vision brings outdoor football back to the University of Minnesota campus, and preserves the special heritage the Vikings share with football fans, businesses and communities across Minnesota. The Vikings are proud to be a source of excitement that brings people together every season, and we are proud of our commitment to the entire community.

Through the Viking Children's Fund, the Vikings have contributed millions of dollars to children and



A VISION FOR MINNESOTA FOOTBALL

family causes. Players, coaches and staff also contribute hundreds of volunteer hours to the community each season. We have an opportunity now to build on this valuable partnership.

WORKING TOWARD A FAIR AND RESPONSIBLE SOLUTION

The Vikings are working with policymakers and community leaders to turn this opportunity into the next home for Minnesota football. We are committed to finding a fair and responsible stadium financing solution that will not increase the tax burden of the average Minnesotan. During the Minnesota Legislature's 2001 session, lawmakers worked on a bill to set up a task force to study Minnesota's football stadium situation. The next Legislative Session begins on January 29, 2002. The Vikings will pursue a stadium financing solution at that time.

HOW TO HELP

We are urging our fans and supporters to learn more about the football stadium issue and register their support with elected officials for a fair and responsible solution. For more information about the Vikings stadium campaign – and to find out how you can help – visit www.vikings.com or call toll free **1-866-VIKES01** (1-866-845-3701).



© 2001 ELLERRE BECKETT

VIKING CHILDREN'S FUND

While there have been many changes in the Vikings since our inception in 1961, one thing has remained constant and that's the support the organization has given to the community. We are all proud of the dynamic growth and development of our Viking Children's Fund. Its mission is to rally the resources of the Vikings, the corporate community and our fans in support of the many needs of children's health, education and family services throughout the Upper Midwest. Since 1978 over \$5.7 million has been raised. Much of it has been allocated to research into childhood diseases at the University of Minnesota Department of Pediatrics. The 2001 distribution of \$275,000 to the Department of Pediatrics through the VCF was the largest award in the history of the Fund.

The VCF's fundraising success is attributed to the strong dedication of coaches, players and staff. In today's world, professional athletes have many options on their free time. The Vikings believe it's significant that so many Viking players choose to be out in the community making a difference.

Through the Children's Fund and our other community efforts, the Vikings will continue to weave themselves into the fabric of life throughout this great state of Minnesota. On the following pages you'll learn about all the programs the Viking family supports. The Vikings are proud of these accomplishments and proud to be the "Minnesota" Vikings.



Quarterback Todd Bouman takes part in the annual Minnesota Vikings Outback Steak House Down Under Golf Scramble to benefit the Viking Children's Fund.



Linebacker Kailee Wong brings some cheer to Fairview-University Hospital. Providing a bright future for children is the priority of the Viking Children's Fund.



Over 30 current and former Vikings players prepare to ride in the annual Arctic Blast Snowmobile Rally in the Lake Mille Lacs area. The 2002 Arctic Blast will be the seventh year of the event.

VIKING CHILDREN'S FUND FACTS AND FIGURES

- The University of Minnesota Department of Pediatrics has been awarded over \$3.2 million to support research fighting childhood diseases.
- The Viking Children's Fund supported 95 organizations in 2001, the most in the history of the Fund.
- The Viking Children's Fund has supported over 400 child-related organizations across Vikings country since beginning in 1978.



Over 3,000 riders take part in the annual Ride For Life to benefit the Viking Children's Fund. The 2001 Ride covered 75 miles from the Metrodome to Hinckley's Outdoor Amphitheater.



The annual training camp scrimmage and autograph session draws big crowds in Mankato and benefits the VCF.



Many current and former Minnesota Vikings took part in the Bowl With The Vikings event held at Ham Lake Lanes to benefit the Viking Children's Fund.

VCF Events 2001-02

	Date	Place
Minnesota Vikings/Outback Steakhouse Down Under Golf Scramble	July 26, 2001	Rush Creek Golf Club
Training Camp Scrimmage	August 3, 2001	Mankato
2001 Kickoff Luncheon	August 24, 2001	Minneapolis Hilton
Bowl With The Vikings	November, 2001	Ham Lake Lanes
Vikings Arctic Blast VI Snowmobile Rally	Jan. 31-Feb. 2, 2002	Lake Mille Lacs Area
NFL Draft Party	April, 2002	TBA
Vikings Ride for Life Motorcycle Rally	July, 2002	Metrodome to Hinckley Outdoor Amphitheater

VIKINGS PURPLE COMMUNITY PRIDE


THE MINNESOTA VIKINGS "ON THE FIELD AND IN THE COMMUNITY- YOUR SPECIAL TEAM"

The Minnesota Vikings are more than a football team. The coaches, players and staff are your neighbors. Their wives or husbands may be your co-workers. Their children attend school with your children. The Vikings are a part of our community. Many schools, hospital charities and civic groups have been impacted by player involvement, staff participation and family volunteerism.

The Vikings organization is your neighbor too, as a corporate citizen actively involved in policy and service to Minnesota. The Vikings community relations department and Viking Children's Fund handle a broad range of requests including player appearances, in-kind donations, partnering with non-profit groups on fundraisers, the production of public service announcements and team philanthropy. Since its inception in 1978, the VCF has donated more than \$3 million to the University of Minnesota Department of Pediatrics. In addition, the VCF has maintained a commitment to youth and families by distributing another \$2.7 million toward youth development, family services and education support- a total of \$5.7 million given back to our community.

VIKINGS IN THE COMMUNITY (clockwise starting at right)

Red McCombs welcomes Gordie to training camp on behalf of the Muscular Dystrophy Association...Dennis Green, Matt Birk, Brad Badger, Matt Cercone and Jay Humphrey participate in the Kids Voting Minnesota program on Election Day...Tyrone Carter, Billy Cockerham and Chris Hovan share advice on goal setting with participants in the Dennis Green/United Way Youth Football Day...Kailee Wong, through his Wong's Well Wishes program, visits children at Fairview-University Hospital.



VIKINGS PURPLE COMMUNITY PRIDE




PURPLE COMMUNITY PRIDE

VIKINGS IN THE COMMUNITY (clockwise starting at top left)

Dennis and Marie Green are recognized at the PACER Taster (Parent Advocacy Coalition for Education Rights) for their years of support...Daunte Culpepper poses for a picture with a family at the AAAPA (African American Adoption and Permanency Placement Agency) holiday party...Charline McCombs, winner of the national Trefoil Award for her service to the Girl Scouts, joins women from the Vikings marketing department to welcome a group of Girl Scouts to Winter Park...Troy Walters, Antonio Wilson and Harold Morrow help load donations during the 4th Annual Epilepsy Foundation of Minnesota Clothing Drive at Winter Park...Korey Stringer, as part of his Korey's Crew program, congratulates a winner at the St. Paul Public Library Youth Service Awards.

VIKINGS PURPLE COMMUNITY PRIDE



VIKINGS IN THE COMMUNITY (clockwise starting top right)

Ed McDaniel, through his Eddie Mac's ACES (Athletes Committed to Educating Students) puts on a physical fitness camp at Powderhorn Community School...Cris Carter meets young people at the Vikings/United Way Reason To Be Thankful Celebration the day after the Vikings' Thanksgiving Day win over Dallas...Mitch Berger, as part of his Berger's Buddies program, visits Hennepin County Medical Center to kick off his Mitch Berger candy bar promotion to benefit The March of Dimes...Chris Walsh and Robert Tate give an up-close demonstration at the Vikings/Children's Miracle Network SportsCamp...Daunte Culpepper meets with kids during the Vikings/United Way Reason To Be Thankful Celebration...Gary Anderson brings a smile to the face of a participant at the Home Depot sponsored Vikings/Children's Miracle Network SportsCamp for kids from Gillette Children's Specialty Healthcare.

VIKINGS PURPLE COMMUNITY PRIDE



VIKINGS IN THE COMMUNITY (clockwise starting top right)

Randy Moss visits with members of Randy's Purple Pioneers from St. Joseph's Home for Children...Dennis Green, Korey Stringer and Jim Kleinsasser visit Washburn High School to deliver a message of teamwork and tolerance on National Care for Students Day...Robert Griffith, the Vikings' 2000 Community Man of the Year, hosts his second annual golf tournament to benefit the Robert Griffith Foundation and Dollars for Scholars...Chris Hovan makes some new friends at the Minnesota Special Olympics State Games.

2001 VIKINGS STAFF DIRECTORY

Office/Winter Park: 9520 Viking Drive, Eden Prairie, MN 55344 (952) 828-6500

Office/Sales and Marketing: 10400 Viking Drive, 5th Floor (952) 918-8508

Ticket Office: 500 11th Avenue South, Minneapolis, MN 55415 (612) 333-8828

OWNERS Red and Charline McCombs

PRESIDENT Gary Woods

EXECUTIVE STAFF

Executive Vice President Michael F. Kelly, Jr.

Vice President of Football Admin. Rob Brzezinski

Senior Football Analyst Dave Blando

Executive Assistant to Business Operations Gerri James

Executive Assistant to Football Administration Lisa Beemer

ADMINISTRATION

Consultant Bud Grant

Executive Assistant to the Owner Chad Ostlund

Stadium Consultant Lester Bagley

Network Administrator Cheryl Nygaard

Human Resources Bonnie Lillemoen

Receptionist Mary Nevers

COACHING STAFF

Head Coach & Vice President of Football Operations Dennis Green

Offensive Coordinator Sherman Lewis

Defensive Coordinator Emmitt Thomas

Wide Receivers Charlie Baggett

Defensive Line Brian Baker

Quality Control/Asst. Off. Line Dean Dalton

Running Backs Carl Hargrave

Strength & Conditioning Assistant Daryl Lawrence

Outside Linebackers Chuck Knox

Asst. Head Coach/Defensive Backs Willie Shaw

Inside Linebackers/Director of Pro Personnel Richard Solomon

Tight Ends John Tice

Asst. Head Coach/Offensive Line Mike Tice

Defensive Assistant Trent Walters

Strength & Conditioning Steve Wetzel

Quarterbacks Alex Wood

Special Teams Gary Zauner

Coaches Secretary Kirsten Lindberg

Coaches Administrative Asst. Sid Pillai

PLAYER PERSONNEL

Vice President of Player Personnel Frank Gilliam

National Scout Jerry Reichow

Coordinator of Pro Scouting Paul Wiggin

Coordinator of Pro Personnel Jeff Robinson

Player Personnel Coordinator Scott Studwell

Regional Scout Conrad Cardano

Regional Scout Roger Jackson

Regional Scout John Fitzpatrick

Regional Scout Charles Garcia

Regional Scout Silas McKinnie

Pro Personnel Scout John Kiwala

Personnel Executive Assistant Kelly Wilske

Personnel Assistant Bonnie Quinn

COMMUNITY RELATIONS

Director of Community Relations Brad Madson

DINING

Team Chef Jim Muse

Assistant Geji McKinney

EQUIPMENT

Equipment Manager Dennis Ryan

Equipment Assistant Aaron Neumann

FACILITY

Facility Superintendent Dale Wysocki

Facility Assistant Sammy Casalenda

MEDICAL

Head Athletic Trainer Chuck Barta

Coordinator of Medical Services Fred Zamberletti

Medical Director Dr. David Fischer

Medical Consultant Dr. Sheldon Burns

OPERATIONS

Director of Operations Breck Spinner

Operations Assistant Luther Hippe

Operations Assistant Chad Lundeen

PLAYER PROGRAMS

Director of Player Programs Leo Lewis

INFORMATION TECHNOLOGY

Director of Information Technology Steve Flye

TEAM CHAPLAIN

Rev. Keith Johnson

VIDEO

Video Director Larry Kohout

Digital Video Specialist Bob Marcus

SALES AND MARKETING

Vice President of Sales & Marketing Steve LaCroix

Sales & Marketing Assistant Ren Rutkus

Director of Marketing Mike Harmon

Director of Marketing Partnerships Dannon Hulskotter

Manager of Marketing Partnerships Meggan Malone

Manager of Special Events Debra Jones

Marketing Coordinator Jana Johnson

Sales & Marketing Partnerships Asst. Kelly McClure

Internet/Website Coordinator Tom Fanning

Cheerleader Coach Tami Krause

CORPORATE SALES

Director of Sales Mike Slates

Corporate Sales Consultant Marc Morgan

Corporate Sales Consultant Rich Zellmer

VIKING CHILDREN'S FUND

Coordinator of Viking Children's Fund Pat Leopold

TICKETS/SUITES

Director of Tickets, Suites & Hospitality Phil Huebner

Manager of Ticket Operations Joe Mee

Ticket Sales Representative Sharon Lohmar

Ticket Sales Representative Chuck Pamperin

Ticket Sales Manager John Neppi

Suite Sales & Service Manager Britt Carlson

Manager of Suite Operations Mike Manahan

Ticket Account Executive Pete Orme

Ticket Account Executive Steve Reed

FINANCE

Vice President of Finance Steve Poppen

Controller Carl Miklas

Payroll Supervisor/Accountant Carla Smith

Finance Assistant Bobbe Daggett

Senior Accountant Ann Schumacher

PUBLIC RELATIONS


Director of Public Relations Bob Hagan

Public Relations Assistant Tom West

Public Relations Assistant Ryan Monnens

Operations/Public Relations Asst. Allison Younge

administration





In his first three seasons as the owner of the Minnesota Vikings, Billy Joe "Red" McCombs' Vikings have posted their best three consecutive season stretch in the franchise's 40-year history and the best win-loss record in the NFL. The past three seasons also marked the first time since 1974-76 that the Vikings have hosted a playoff game in three straight seasons. In 2000, the Vikings attracted a record 513,222 fans (64,153 avg.) to the Metrodome during the regular season.

In McCombs' magical first season with the Vikings in 1998, the club set new records on the field by going 15-1. McCombs restored "Purple Pride" to the community and to the football team as he watched the team advance to the NFC Championship game for the first time since 1987. The Metrodome became the loudest stadium in the NFL. McCombs received FOX's Terry Bradshaw Award as the Owner of the Year and he also became the first owner to receive a turkey leg from John Madden following the Thanksgiving Day victory over the Cowboys (11/26/98) in his native state. Heading into the 2001 season the Vikings have sold out 34 consecutive games.

McCombs enters his fourth season in the NFL with a wealth of previous successful experiences in the sports field. McCombs brought the Spurs from Dallas to San Antonio in 1972 and sold his interests in the team to his partners in 1982 and purchased the Denver Nuggets. He sold the Nuggets in 1986. In 1988 McCombs bought all the partners interests in the San Antonio Spurs and became the sole owner along with Gary Woods.

In McCombs' final four seasons as the owner of the Spurs the team went 207-121 (.631) and finished first twice and second twice in the Midwest Division of the NBA's Western Conference. The team had the biggest turnaround in NBA history between two seasons. The club's attendance figures nearly doubled in his five seasons with the club (8,462 in the season before he arrived in 1987-88 vs. 16,057 in a sold out situation in his final season in 1992-93). In his final season with the Nuggets in 1984-85 the club finished 52-30 (.634) and advanced to the Western Conference Finals. McCombs got his first taste of sports ownership in 1951 with midget auto racing on a quarter-mile track. In 1953 he owned the Corpus Christi Clippers of the Class B Big State Baseball League.

McCombs was born in Spur, Texas in 1927. He attended Southwestern University and played football there before enrolling in law school at the University of Texas at Austin. McCombs moved to Corpus Christi to enter into the automobile industry in 1950 and has been involved in the field ever since. McCombs was awarded his first new vehicle franchise and became the youngest Edsel dealer in the United States in 1957 at age 30. In 1958 he relocated to San Antonio

where he became successively General Manager, Partner and sole owner of Red McCombs Ford. In 1996, McCombs was inducted into the Automotive Hall of Fame.

McCombs and an associate, Lowry Mays, formed Clear Channel Communications in 1972. Today Clear Channel is the world's largest outdoor advertising company with operations in 36 countries and the world's largest radio station owner with over 1,100 stations. Clear Channel also owns or operates 22 television stations, including the Twin Cities FOX affiliate (WFTC-TV, Channel 29). McCombs is also the sole owner of McCombs Energy and Oil Explorative Company headquartered in Houston, TX.

McCombs' leadership roles include Chairman of the Greater San Antonio Chamber of Commerce and the United Way. He also served leadership roles in many national, state and local organizations including San Antonio's World Fair, HemisFair. McCombs has served as Chairman of the Board of Trustees of Southwestern University where he has been honored as a Distinguished Alumnus and is past Chairman of the Board of University of Texas M. D. Anderson Cancer Center in Houston. He has been honored with numerous recognitions including the San Antonio Citizenship Award and induction into the San Antonio Business Hall of Fame. McCombs was inducted into the Texas Business Hall of Fame and was named Minnesota Business and Opportunities Magazine Man of the Year.

McCombs has also received many sports related awards including induction into the San Antonio Sports Hall of Fame and most recently he was selected as the Gold Medal Honoree for 2001 by the National Football Foundation and College Football Hall of Fame. McCombs joins a list of past Gold Medalists that includes seven U.S. Presidents and other distinguished personalities including John Wayne, Jackie Robinson and Norman Schwartzkopf. McCombs' hobbies include collecting Western historical artifacts. McCombs has been an active booster of the University of Texas for many years and served as President of the Texas Longhorn Club. He and his wife, Charline, made the largest gifts to the University of Texas' Women's Athletic Department and their alma mater, Southwestern University. McCombs donated \$50 million to the University of Texas Business School in the spring of 2000. The school will be re-named the Red McCombs School of Business.

McCombs initiated the Minnesota High School and College Coach of the Year Awards during the 2000 season. The Vikings and the New Orleans Saints will play a preseason game in Red's hometown of San Antonio on August 11, 2001.

Red and Charline make numerous visits to local charities and schools in the Twin Cities with players. They have also supported the University of Minnesota Women's Athletics Department. McCombs married the former Charline Hamblin in Corpus Christi, Texas in 1950. The couple and their three daughters, Lynda, Marsha, Connie and eight grandchildren reside in San Antonio.





Charline Hamblin McCombs is a lady of passions with her latest being the Minnesota Vikings. Every Viking player and coach is a big part of her daily life. Charline has stayed very active with the Vikings organization and in the Twin Cities community in her three-year ownership. While in the Twin Cities, Charline has visited the University of Minnesota Children's Hospital and the Ronald McDonald House with numerous Vikings players and staff members. She has been involved in many community activities including reading stories at local elementary schools, ringing the bell for the Salvation Army over the holidays, and supporting the Cris Carter Viking Super Challenge. Charline hosts an annual Women's luncheon for women staff members and players, coaches and staff members' wives. In 1999, she co-hosted the University of Minnesota's "Texas Tuxedo" event that raised over \$300,000 for the Women's Athletic Department.

On October 7, 1999, Charline was honored with the Trefoil Award from the Girl Scouts of America. She received the game ball from head coach Dennis Green following the Vikings 27-17 victory over the Dallas Cowboys (11/8/99). In 2000, Charline and her husband Red McCombs hosted the Vikings 40th Anniversary Luncheon which attracted over 1,200 fans and Vikings alumni.

Charline's other passions include the arts, education and her family. Charline's gift for minority women to Southwestern University in Georgetown, Texas (her alma mater) kicked off a statewide program. She is involved as a mentor at a San Antonio elementary school with her husband, Red, and stays actively involved with her eight grandchildren's school and extracurricular activities. Charline is very proud of her "Mother of the Year" award from the ADVANCE organization. She has also received a number of other awards: Boystown "Spirit of Youth" Award, University of Texas School of Architecture and Design Award (with Joci Strauss), National Society of Fundraising Executives "Outstanding Philanthropist Award", Fashion Group International honoree, The Freedom of Information Foundation "Civic Virtue" Award and Non-Profit Resource Center "Spirit of Philanthropy" Award. Charline has also received an honorary Doctorate of Humanities from Southwestern University. She continues to serve on a number of boards in a variety of capacities.

Charline has been recognized by several local, state and national programs for her work in philanthropy and service. Her concern with promoting the arts in San Antonio included San Antonio's Theater Arts District being totally revitalized and restored, paving the way for future development downtown. She serves on the Board of Directors of Las Casas Foundation, which is dedicated to restoring and preserving downtown San Antonio treasures, i.e., The Majestic Theater and The Empire Theater, which carries her name. She has long been involved in cancer research and awareness programs, having served on the Susan G. Komen Breast Cancer Foundation Board. Charline is currently on their National Advisory Board. She served locally on the Board of the Cancer Center Council, which is the fund raising, supportive arm of the Cancer Therapy and Research Center. Charline has had a longtime, ongoing relationship with the American Heart Association, having received their coveted Heart of Gold Award. Charline is a past member of the Board of Directors of the San Antonio Chapter of Friends of Ronald McDonald. Charline is currently serving on the Advisory Board of that organization. Charline is on the Board of Directors of the McNay Art Museum and serves on the Art Committee and the Education Committee.

Charline married Red McCombs in Corpus Christi, Texas in 1950. Last season the couple celebrated their 50th wedding anniversary. The couple and their three daughters, Lynda, Marsha, Connie and eight grandchildren, Carson, Charles, Sita, Anna, Ian, Chloe, Joseph and Easton reside in San Antonio.



Charline, Red and the McCombs family before the 2000 Thanksgiving Day victory at Dallas.



In just three seasons with the Vikings, Gary Woods has guided the club in new directions that were once thought impossible. Not only have the Vikings had their three best consecutive seasons on the field, but off the field as well. For the third straight season in 2000 Minnesota broke its all-time attendance record. During the 2000 regular season, the Vikings attract-

ed a record breaking 513,222 fans (64,153 avg.) to the Metrodome.

Under the direction of Woods, the team also had its third straight record year for corporate sponsorships, suite sales and novelty sales. For the 1999 season, Minnesota increased its season ticket base by over 16,000 seats (59,500 in '99 vs. 43,472 in '98). The Vikings currently have a waiting list for season tickets. In his first season with the Vikings in 1998 the team set a club record with a 15-1 record and advanced to the NFC Championship game for the first time since 1987. The '98 and '99 seasons combined with last year's 11-5 finish were the best three-season stretch (36 wins) in the 40-year history of the franchise. The past three seasons also marked only the third time in team history that the Vikings have hosted a playoff game in three consecutive

seasons. Woods has been associated with winning teams for seven straight seasons dating back to his days with the San Antonio Spurs.

Woods was named to his current position July 28, 1998 when the National Football League unanimously approved the

SUCCESS ON AND OFF THE FIELD

The Vikings have set records on and off the field since Red McCombs took over ownership of the team in 1998. The Vikings business operations have blossomed in the McCombs era and the five highest home attendance totals have come in the past three seasons.

Game	Attendance
vs. Green Bay, 11/22/98	64,471
vs. Jacksonville, 12/20/98	64,363
vs. Chicago, 12/6/98	64,247
vs. Arizona, 11/12/00	64,223
vs. Detroit, 11/30/00	64,214

new ownership of the Vikings. He has been associated with Vikings owner Red McCombs for the last 23 years.

Since 1979 Woods has been the President of McCombs Enterprises, the holding entity for the McCombs family investments. The company headquarters is based in San Antonio and includes automobile dealerships, oil and gas exploration, real estate investments, broadcasting, ranching and others.

Woods is involved in numerous professional organizations and societies and regularly attends seminars in those disciplines as a student and an instructor. He currently serves on the Board of Directors of Ilex Oncology Inc., the Cancer Therapy and Research Center, and the Argonaut Group.

Woods served as the President of the San Antonio Spurs of the NBA from 1988 to 1993. While with the Spurs, he helped direct the club to two first place finishes and two second place finishes in the Midwest Division of the Western Conference. In October of 1988 he moved into an ownership position with the club with a 15 percent share of the team. Woods was active in the Spurs' marketing programs and the development of the not-for-profit Spurs Foundation, the team's charitable arm. In his five seasons with the club, Woods helped the team's attendance figures nearly double (8,462 in the season before he arrived in 1987-88 vs. 16,057 in a sold out situation in his final season in 1992-93).

Woods is a graduate of Southwest Texas State University (BBA) and Southern Methodist University (MBA). He has pursued doctoral studies at North Texas State University and has completed the Advanced Management Program at Harvard Business School. Woods is a Certified Public Accountant.

From 1965-70, Woods held several accounting and financial management positions in the Dallas corporate offices of Texas Instruments. In 1971, he moved to San Antonio as the chief financial officer for Associated Milk Producers. It was during his four years at AMPI that Woods became associated with McCombs and his varied business holdings. From 1975-78 he worked as chief financial officer at Wainoco Oil Corporation in Houston.

Woods, born in Lockhart, Texas in 1943, and his wife Glenda have a son, Mark, and a daughter, Kristin.





Mike Kelly enters his second season with the Vikings with one successful year both on and off the field under his belt. On the field, the Vikings went 11-5, won the NFC Central Title and advanced to the NFC Championship Game. Off the field, the Vikings attracted a team-record 513,222 fans (64,153 avg.) to the Metrodome during the 2000 regular season. Behind the direction of Kelly, the Vikings

had a record year for corporate revenue, while reducing front office expenses to one of the lowest in the NFL. The club also cut its salary cap deficit by nearly seventy-five percent.

LOCAL BOY MAKES GOOD

A long-time Vikings fan, Mike Kelly has a unique perspective on running the daily business operations of the state's favorite sports team. A graduate of Edina West High School, Kelly still lives in his hometown and serves on the Edina City Council. His wife, Gretchen, is a native of Rochester, MN, and a graduate of Mayo High School where she was a standout basketball player.

Kelly was appointed Executive Vice President on February 22, 2000. At age 39, Kelly is one of the youngest chief executives in the National Football League. Kelly is no stranger to the NFL and the Vikings, having worked as the team's chief legal counsel since 1998.

Kelly is responsible for all of the business operations of the team, which includes football administration, sales and marketing, public relations, finance and administration, legislative affairs, Vikings Food Service, and the Vikings' initiative for a new stadium. During the season Kelly is a regular on many local radio and TV shows. He also serves on the board of and is very active with, the Viking Children's Fund.

Kelly was formerly a partner in the Minneapolis law firm of Faegre & Benson LLP. With the firm since 1989, he worked on numerous matters for both the Vikings and the NFL. Kelly was named a partner at the firm in 1996.

Kelly has served for five years on the Edina City Council and is currently the Mayor Pro Tem and Vice Chair of the Housing and Redevelopment Authority. He serves on the Board of the Minneapolis Downtown Council, the Minnesota Opera, and the Marketing and Resource Development Committee of the United Way. This past year he joined the Board of Directors of Hunger Related Events. Founded by Kelly's close friend, Wayne Kostroski, Hunger Related Events created the Taste of the NFL events, which have raised several million dollars for hunger related organizations located in all the NFL cities.

Kelly was selected by CityBusiness in 1999 as one of its "40 Under 40", recognizing future community and business leaders in the Minneapolis/St. Paul area. Kelly was also selected as a "Super Lawyer" and a "Rising Star" by his peers in the legal community in two surveys published by Minnesota Law and Politics.

Michael Francis Kelly was born in Detroit in 1961 and later moved to Edina, MN. He graduated from Edina West High School in 1979. Kelly received his Bachelor of Arts (1983) and Juris Doctor Degrees (1987) from the University of Notre Dame. In law school he was awarded a scholarship through the Thomas J. White Center on Law and Government. As a White Scholar, Kelly worked as research editor for the Journal of Law, Ethics and Public Policy.

In addition to being an avid basketball and soccer player, Kelly is a tenor soloist for the Basilica of St. Mary. He has also performed with the Minnesota Opera.

Mike and his wife Gretchen have a son, Connor (11/28/99). Gretchen was a four-time All-America basketball player at the University of Chicago and was the Division III Player of the Year in 1986. Gretchen is a 1989 graduate of Harvard Law School, was a partner with Mike at Faegre & Benson, and is currently Vice President-Legal Affairs for Express Scripts, Inc.



VIKINGS

ROB BRZEZINSKI/

VICE PRESIDENT OF FOOTBALL ADMINISTRATION



Rob Brzezinski enters his first season as Vice President of Football Administration after spending his first two seasons (1999-2000) with the Vikings serving the team as the Director of Football Administration. Brzezinski spent the previous six seasons (1993-98) with the Miami Dolphins where he most recently held the position of Staff Counsel/Salary Cap. In

his eight seasons in the NFL he has been involved with teams that have compiled a 76-52 (.594) regular season record and have made the playoffs six times.

Brzezinski is responsible for negotiating player contracts, salary cap administration, roster management, and general football administration. He is also a member of the NFL Management Council's Technology Group, which has developed new systems for player contract reporting, salary cap management, and information management.

In Miami, Brzezinski assisted in managing the team's business affairs, which included salary cap administration, player contract negotiations, operations and legal affairs. In his six seasons with Miami under the direction of head coaches Don Shula and Jimmy Johnson, the Dolphins compiled a 55-41 (.573) regular-season record and made the playoffs four times.

Brzezinski earned two advanced degrees from Nova Southeastern University in Fort Lauderdale, FL, a J.D. in 1995 and a B.S. in education in 1992. In addition, Brzezinski is a member of the Florida Bar.

Brzezinski and his wife Leah, who has earned a doctoral degree in education, reside in Edina, MN.

STEVE LACROIX/VICE PRESIDENT OF SALES AND MARKETING



Steve LaCroix joins the Vikings for his first season in 2001, as the team's Vice President of Sales and Marketing. Currently, LaCroix oversees all aspects of the Vikings corporate sales, sponsorships, marketing partnerships, broadcast rights, website, merchandise and e-commerce sales, community and special events, team marketing, promotions, game day activities and

serves as Treasurer of the Viking Children's Fund. Under LaCroix's direction, the Vikings have successfully brought their radio broadcast rights in-house for the 2001 season, leading to record-setting sales.

LaCroix spent the past two years as Director, Sponsorship Sales for Pacers Sports and Entertainment in Indianapolis, IN. His main responsibilities included overseeing the corporate sales efforts for the National Basketball Association's Indiana Pacers, the WNBA's Indiana Fever and other sports and entertainment events held at Conseco Fieldhouse.

During LaCroix's tenure with Pacers Sports and Entertainment, which began in 1991 as a sales representative, the organization saw dramatic increases in sponsorship and ticket sales. He also successfully negotiated the naming rights deal for Conseco Fieldhouse, as well as their other major corporate partnerships. Throughout his 10 years with the organization, the Indiana Pacers made the playoffs nine times, reaching the Eastern Conference Finals five times. In 2000, the Pacers won the Eastern Conference, earning a trip to the NBA Finals for the first time in franchise history.

LaCroix earned his bachelor's degree at the University of Iowa and his master's at Western Illinois University. Steve and wife Sue, who holds a nursing degree from the University of Iowa, have two children, Katie and Alex. The LaCroix family resides in Minnetonka, MN.

STEVE POPPEN/VICE PRESIDENT OF FINANCE



Steve Poppen begins his second season as the Vikings Vice President of Finance after joining the club in 1999 as the Director of Finance. A native of Watertown, SD, Poppen spent the previous eight years in the business assurance group of Pricewaterhouse Coopers LLP in Kansas City, MO before joining the Vikings.

Poppen is responsible for all financial aspects of the team including business planning, budgeting, day-to-day financial and administrative operations, human resources, information technology, facilities and assisting with stadium financing.

Poppen received his B.A. in Accounting from Evangel University in Springfield, MO in 1991. He is a licensed Certified Public Accountant and a member of the Missouri Society of CPAs.

Poppen and his wife Christy, who holds a bachelor's degree in elementary education from Evangel University, have four children, Natalie, Andrew, Nathan and Avery.

DENNIS GREEN/HEAD COACH AND VICE PRESIDENT OF FOOTBALL OPERATIONS



The 2001 season marks Dennis Green's 10th campaign as the head coach of the Minnesota Vikings. Green and Pittsburgh's Bill Cowher are the longest tenured coaches with their current National Football League teams. Over the past nine years, Green has been one of the best coaches in the league at getting his players to give a consistent effort every

week and every year, leading Minnesota to the playoffs in eight of his nine seasons at the helm. In nine seasons as the Head Coach of the Vikings, Green has guided the Vikings to a 92-52 (.639) regular season record. In addition, Green has been to postseason play 11-of-the-past-12 years (Minnesota 1992-94, '96-00; San Francisco 1986-88) he's been associated with a NFL team and produced a remarkable 125-65-1 (.657) record in those 12 seasons. Following the '98 season Green added Vice President of Football Operations to his head coaching duties. He is responsible for all football-related matters in the organization.

Green has led the Vikings to the best record in the NFL over the last three seasons with a 36-12 (.750) mark. The Vikings are the only team to qualify for the playoffs the last five seasons (1996-00). The Miami Dolphins are the only other team in the NFL to qualify for the playoffs in the last four seasons (1997-00). The Vikings are the only team in the NFL to reach at least the Divisional round (final 8 teams) of the playoffs the last four seasons (1997-00). Only Miami has been to the Final 8 three times in the last four seasons.

In 2000, Green led the Vikings to their fifth double-digit win season (11-5) and their fourth NFC Central Title in his nine seasons as the Head Coach. The Vikings hosted a playoff game for the third straight season for only the third time in franchise history and for the first time since 1974-76. The Vikings have won playoff games in each of the last four seasons (1997-2000). At no other time in franchise history has the club won playoff games in more than two straight seasons. The '98 and '99 seasons combined with last year's 11-5 finish were the best three-season stretch (36 wins) in the 40-year history of the franchise. The Vikings jumped out to a 7-0 start behind quarterback Daunte Culpepper, who Green had named as the starting quarterback for the season without ever throwing a pass in the NFL. Green's instincts were right with Culpepper setting numerous team records and earning a spot as the starting quarterback in the Pro Bowl.

During his nine seasons in an era of free agency, Green has led Minnesota to the playoffs with seven different starting quarterbacks (1992-Sean Salisbury, 1993-Jim McMahon, 1994-Warren Moon, 1996-Brad Johnson, 1997-98-Randall Cunningham, 1999-Jeff George, 2000-Daunte Culpepper). Green also has produced winning teams while adding young talent to the roster. From 1992-2000 the Vikings have selected 76 players of whom 60 have been on the Vikings roster and 38 have started at one point in their career with the Vikings.

Upon arriving at Minnesota, Green instilled a winning attitude, regardless of the playing surface, temperature, home or away. Since '92 the Vikings have a winning record outside (33-24), in domes (59-28), on grass (23-20), on artificial turf (69-32) and temperatures below 40 degrees (7-3). At the Metrodome under Green, Minnesota is 52-20 (.722), including 27-9 (.750) against the NFC Central and 37-11 (.771) over the past six years.

In 1999, Green was appointed to the Co-Chairman position on the league's Competition Committee. Green is one of three Head Coaches on the committee, which evaluates and recommends changes in playing rules, as well as regulations designed to improve the safety of playing conditions. NFL Commissioner Paul Tagliabue appointed him to the Competition Committee in the fall of 1994.

In '99, Green led the Vikings to their fourth double-digit win season of his tenure (10-6) after a 2-4 start. The Vikings finished the season strong, winning 8-of-their-final-10 games to qualify for the playoffs for the fourth straight season. The Vikings hosted a playoff game in back-to-back seasons for the first time since the 1975 and '76 seasons. It also was the first time in franchise history that the club had won playoff games in three consecutive seasons (1997-99). Over the 1998 and '99 seasons the Vikings won 25 games, which is the most in back-to-back seasons in team history. The Vikings offense ranked third in the NFL and also scored the fifth most points in the league.

Green's keen eye for personnel helped the Vikings have their finest season in team history in 1998. The Vikings acquired Randall Cunningham (1997) and Gary Anderson (1998) via free agency. Jimmy Hitchcock in a trade (1998) and Dwayne Rudd (1997) and Randy Moss (1998) through the draft. In 1998, Green guided the Vikings to a 15-1 regular-season record, only the third team to win 15 regular-season games in NFL history and set the NFL scoring record with 556 points. The eight-game winning streak to end the 1998 season was the longest since 1975 when the club won their first 10 games. With 15 wins, Green set his career best surpassing the 11 victories in 1992. The Vikings advanced to the NFC Championship game in 1998 for the first time since 1987. Green was named NFL Coach of the Year by the Maxwell Club and *Sports Illustrated*. He was also named 1998 Professional Coach of the Year in the Upper Midwest by Midwest Sports Channel. In '98, Green inserted backup quarterback Randall Cunningham into the starting lineup vs. Detroit (9/20). The move paid off as Cunningham went on to have the finest season of his 13-year NFL career and was chosen as the Miller Lite NFL Player of the Year. Green also took a chance on rookie Randy Moss, a wide receiver that 19 other teams passed on in the 1998 NFL Draft. Moss set numerous team and NFL rookie records and was named NFL Rookie of the Year by every sports publication in the country.

As a result of injuries, the mid-season moves that Green made in 1996 and 1997 propelled the Vikings into the playoffs, and are perfect examples of his never quit attitude and why he has been successful in the NFL. Against Detroit in 1997's 15th game, Green changed six different starters on defense. That lineup included four rookies, including three — Stalin Colinet, Dwayne Rudd and Tony Williams — who made their first NFL start. John Randle moved from under tackle to start at right end in place of injured Derrick Alexander. The Vikings then beat Indianapolis in the season finale and the Giants in the first-round playoff game.

The underlying theme of Green's teams has been their perseverance, with no excuses and a drive to win. Paramount to that outlook has been his teams' penchant for coming from behind to win. Since '92 Minnesota has come back from fourth-quarter deficits to win 21 times, including a first-round playoff win over the Giants in 1997 in East Rutherford, NJ. Prior to Green's arrival, the Vikings had lost 10 consecutive games when they trailed in the fourth quarter. The 16-point deficit Minnesota overcame against the Giants was the biggest postseason comeback in team history, the fifth biggest in NFL playoff history and the NFL's biggest on the road in the postseason since '72. The Vikings also led the NFL with a then team season-record 132 fourth-quarter points in '97.

Green's decision in 1996 with six games remaining to insert quarterback Brad Johnson and newly-signed running

back Leroy Hoard into the starting lineup, then put 274-pound tight end Hunter Goodwin and 348-pound guard David Dixon in front of them, recreated a Vikings offense that had lost its starting running back (Robert Smith) and quarterback (Warren Moon) to injuries. The revitalization of the offense was a big key as Minnesota won four of its next five games to earn a playoff berth.

In '95, Minnesota stayed in playoff contention until the final game despite playing with a young roster against the fourth toughest schedule in the league. The team also overcame the loss of starters for 42 man games due to injury in '95.

In '94, the Vikings faced the fourth toughest schedule in the NFL and still came away with the NFC Central crown. By doing so, Green became one of only eight men in NFL history to lead his team to the playoffs in each of his first three seasons ('92-'94) as a head coach. Minnesota's success came despite one of the youngest and least experienced starting lineups in the league. Among that year's playoff teams, only New England's starters averaged fewer years of NFL experience (4.9) than Minnesota (5.1). In addition none of the '94 playoff teams had more players with 3 years or less experience among their 22 starters than the eight with the Vikings.

In '93, the Vikings qualified as a wild-card entrant with a 9-7 mark despite losing several key veterans, particularly on offense. Although four of Minnesota's final five opponents were playoff teams—including three division winners—and three of those five games were on the road, the Vikings put together a 4-1 record, including wins in their final three regular-season games for the first time since '74.

In '92, Green led Minnesota to its best record (11-5) and its only division title under a first-year head coach. He earned NFL Coach of the Year honors from the Washington Touchdown Club and NFC Coach of the Year honors from *United Press International* and *College & Pro Football Newsweekly*. In addition the Vikings came within one win of tying the team season record for victories at the time and won seven division games, the most in a season in Minnesota history. At the time Green also became one of only 11 men since the AFL-NFL merger in '70 to lead his team to a division title in his first season as a NFL head coach. Of those 11, only two came directly from a collegiate job as Green did.

Prior to joining Minnesota, Green spent three seasons (1989-91) reviving Stanford's football program. In '88, the season before his arrival, the Cardinal posted a 3-6-2 record. In '90, Stanford upset then-No. 1 ranked Notre Dame in South Bend, IN. During Green's final season at Stanford in '91, he led the Cardinal to the school's longest winning streak (7) since '51; their most PAC 10 victories (6) since '70; and their first bowl appearance since '86. Only a Georgia Tech touchdown with 14 seconds left in the Aloha Bowl kept Stanford from its first postseason victory since '78.



Dennis Green greets members of his King Family Foundation sponsored Green Academic Team on the field before a Vikings home game.

Before taking over the helm at Stanford, Green tutored receivers for three seasons (1986-88) in San Francisco, where he helped the 49ers to a Super Bowl title following the '88 season. Under Green's tutelage, Jerry Rice twice earned NFL Player of the Year recognition and was named Most Valuable Player in Super Bowl XXIII, and John Taylor played in three Pro Bowls.



Green's first head coaching opportunity came in 1981 at Northwestern University, where he helped revitalize the Wildcats program from 1981-85. Green was named Big Ten Coach of the Year in 1982. In '72, Green began his coaching career as a graduate assistant at Iowa. He then spent a season (1973) as running backs/receivers coach at Dayton before returning to handle the same role at Iowa from 1974-76. In '77, Green moved on to oversee running backs at Stanford.

After seven seasons as a collegiate assistant, Green's first NFL coaching stint came in San Francisco as wide receivers/special teams coach in '79. He returned to Stanford as offensive coordinator, under current Vikings Coordinator of Pro Scouting Paul Wiggin, in '80, when Cardinal quarterback John Elway set a PAC 10 record for touchdown passes in a season with 27.

The youngest of five brothers, Green (2/17/49) grew up in Harrisburg, PA, where he earned all-state honors as a running back at John Harris High School. Green also served as class president in high school.

He started a season at flanker and two seasons at running back at Iowa, where he was recruited by current Vikings Vice President of Player Personnel Frank Gilliam, then an assistant coach with the Hawkeyes. In '68, Green, who was a teammate of current Vikings Director of Pro Personnel/Inside Linebackers coach Richard Solomon at Iowa, posted one of the best rushing days in school history with 175 yards and two touchdowns against Texas Christian. Green earned honorable mention All-Big Ten honors in '69 and '70.

Following his collegiate career, Green played defensive back briefly for British Columbia of the Canadian Football League in '71.

In '93, Green, who earned his degree in recreation education at Iowa, received Pop Warner's Golden Football Award for his distinguished record of service to youth, community, country and humanity.

An avid fisherman, Green has hosted a bass tournament to benefit the Minneapolis Boys and Girls Clubs Outdoor Programs. He also serves on their Board of Directors and as a Trustee. Green also started the "Bus Green Music Team", named after his late father, to provide musical instruments and music education for inner city youth. During the season the Green Academic Team, sponsored by the King Family Foundation, offers support and scholarships to active young students. Green also enjoys playing the drums, keeping a set at the Vikings' practice facility.

Green and his wife Marie donate their time to Boys and Girls Clubs of the Twin Cities. Their other charitable endeavors include the Community Bridge Consortium of Maplewood, the Epilepsy Foundation of Minnesota, Friendship Ventures of Annandale, Minnesota Special Olympics, the PACER Center in Minneapolis, Second Harvest Food Bank, Children's Cancer Research Fund, American Heart Association, Dollars for Scholars, H.O.R.E. (Help Our People Excel) Foundation,

Shriners Hospital and the United Negro College Fund of Minneapolis. Green also serves on the Board of Directors for the Page Education Foundation and Viking Children's Fund.

In May 2001, Green was selected Community Coach of the Year by The World Sports Humanitarian Hall of Fame. The Hall of Fame, now in its seventh year, honors professional sports franchises and individuals judged to be the most effective in the community.

Green donates a lot of his time to the United Way through the annual Dennis Green/United Way Youth Football Day at Winter Park, Dennis Green Youth Fishing Day on Lake

Minnetonka, the nationwide United Way/NFL Hometown Huddle and last year's "Reason to be Thankful" celebration for 700 area youths from United Way agencies the day after the Vikings Thanksgiving victory over Dallas.

Dennis and wife Marie have a daughter Vanessa Anna-Marie (2/1/97) and a son Zachary Dennis William (11/6/98) and reside in Minneapolis. He also has two adult children, Jeremy and Patti. Jeremy is a pro personnel assistant with the Cleveland Browns after working as a scout in the personnel department for the San Francisco 49ers and Patti is a marketing and event specialist in the Twin Cities.

Green's Background

Player: Iowa 1968-70, British Columbia (CFL) 1971.

Coach: Iowa 1972, Dayton 1973, Iowa 1974-76, Stanford 1977-78, San Francisco 49ers 1979, Stanford 1980, Northwestern 1981-85 (Head Coach), San Francisco 49ers 1986-88, Stanford 1989-91 (Head Coach), Minnesota Vikings 1992-Present (Head Coach).

Green's Vikings Record

Year	W	L	T	Pct.	Notes
1992	11	5	0	.688	Won NFC Central
1993	9	7	0	.563	NFC Wild-Card Berth
1994	10	6	0	.625	Won NFC Central
1995	8	8	0	.500	
1996	9	7	0	.625	NFC Wild-Card Berth
1997	9	7	0	.625	NFC Wild-Card Berth
1998	15	1	0	.938	Won NFC Central (Best Record in NFL)
1999	10	6	0	.625	NFC Wild-Card Berth
2000	11	5	0	.688	Won NFC Central
Totals	92	52	0	.639	4 NFC Central titles, 8 playoff berths

Green, as a 30-year career football coach at virtually every level, has always considered professional developments and assistant coaches' advancements one of his greatest joys. Green said, "A promotion for an assistant coach means a lot to him and his family in long-term career goals and also financial return. So I have always tried my best to put what's best for that coach first. That is what Bill Walsh did for me and I appreciated it."

Green's Vikings Assistants Receiving Promotions (23)

Coach	Under Green	Promotion
Mark Asanovich	Asst. Strength & Cond. (1995)	Strength & Conditioning, Tampa Bay
Brian Billick	Tight Ends (1992-93)	Offensive Coordinator, Minnesota
	Offensive Coordinator (1993-98)	Head Coach, Baltimore
Dick Coury	Offensive Consultant (1993)*	Off. Asst. Passing Game, Houston
Dean Dalton	Quality Control (1999)	Quality Control/Asst. Offensive Line, Minnesota
Tony Dungy	Defensive Coordinator (1992-95)	Head Coach, Tampa Bay
Chris Foerster	Asst. Offensive Line/Tight Ends (1993-95)	Offensive Line, Tampa Bay
Foge Fazio	Linebackers (1995)*	Defensive Coordinator, Minnesota
Jeff Friday	Asst. Strength & Cond. (1996-98)	Strength & Conditioning, Baltimore
Wade Harman	Coaching Assistant (1997-98)	Tight Ends/Asst. Off. Line, Baltimore
Monte Kiffin	Linebackers (1992-94)*	Defensive Coordinator, New Orleans
Chuck Knox, Jr.	Defensive Assistant (2000)	Outside Linebackers, Minnesota
John Levr	Defensive Line (1995-97)	Defensive Coordinator, Buffalo
Tom Moore	Wide Receivers (1992-93)*	Offensive Coordinator, Detroit
Chip Myers	Wide Receivers/Quarterbacks (1995-98)*	Offensive Coordinator, Minnesota
Jerry Rhone	Wide Receivers (1994)*	Offensive Coordinator, Houston
Keith Rowen	Offensive Line (1994-96)*	Assistant Head Coach, Oakland
Ray Sherman	Quarterbacks (1995-97)*	Offensive Coordinator, Pittsburgh
Richard Solomon	Linebacker/Defensive Backs (1992-99)	Asst. Head Coach/Defensive Backs, Minnesota
John Teerlinck	Defensive Line (1992-94)*	Assistant Head Coach/Def., Detroit
John Tice	Offensive Assistant (1999)	Tight Ends, Minnesota
Mike Tice	Tight Ends/Offensive Line (1996-2000)	Asst. Head Coach/Offensive Line, Minnesota
Tyrone Willingham	Running Backs (1992-94)	Head Coach, Stanford
Mike Wolf	Asst. Strength & Cond. (1992-94)	Strength & Conditioning, Philadelphia

* Coury is now retired, Fazio is the defensive coordinator in Cleveland, Kiffin is the defensive coordinator in Tampa Bay, Levr is the defensive line coach in Buffalo, Moore is the offensive coordinator in Indianapolis, Myers is deceased (2/23/99), Rhone is now retired, Rowen is the tight ends coach in Kansas City, Sherman is the wide receivers coach in Green Bay, Solomon is Director of Pro Personnel/Inside Linebackers Coach in Minnesota, Teerlinck is the pass rush specialist in Denver.

Vikings Achievements Under the Direction of Dennis Green

- The Vikings' 36 wins over three seasons (15 in 1998, 10 in 1999, 11 in 2000) are the most in a three-season stretch in team history.
- The Vikings' 25 wins over two seasons (15 in 1998, 10 in 1999) are the most in back-to-back seasons in team history.
- The Vikings won playoff games in four straight seasons (1997-2000) for the first time in club history.
- The Vikings hosted a playoff in three straight seasons (1998-2000) for the first time since 1974-'76.
- The Vikings won 10-or-more games in three consecutive seasons (1998-2000) for the first time since 1974-'76.
- The Vikings are 92-52 (.639) and have sent 23 players to the Pro Bowl in the last nine years under Green compared to 70-73 (.490) and 13 players in the nine seasons (1983-91) prior to his arrival.
- The Vikings have set attendance records in each of the last three seasons.
- The Vikings set a new NFL record with 30 consecutive games (1999-2000) with 300+ yards of total offense, breaking the old record of 29 straight games held by the Los Angeles Rams from 1949-51.
- In 1998 Dennis Green led the Vikings to become the third team to finish 15-1 since NFL went to 16 games in 1978. The San Francisco 49ers in 1984 and the Chicago Bears in 1985 also finished 15-1.
- In 1998 the Vikings offense set a team record for yards in a season (6,264) and touchdown passes (41). The Vikings had 5,938 yards and 33 touchdown passes in 1995.
- The Vikings finished 8-0 at home in 1998 for the first time since 1989.
- The Vikings set the NFL record for points scored in a season in 1998 with 556. The Redskins scored 541 in 1983.
- Cris Carter and Randy Moss broke the NFL single-season record in 1998 for receiving touchdowns by a tandem with 29. Jerry Rice (22) and either Dwight Clark (5) or Mike Wilson (5) had 27 touchdowns in 1987 (also coached by Green in San Francisco) and Jerry Rice (17) and John Taylor (10) had 27 in '89.
- Coached teams that have made the playoffs eight times in nine years under the direction of eight different quarterbacks. The eight playoff appearances are the most in the NFL since 1992.
- Dennis Green (hired 1/10/92) is number one in longevity with the same team as a head coach in the NFL. Bill Cowher (Pittsburgh) entered the NFL (1/21/92) along with Dennis Green in 1992. Green's record is 2-0 vs. Cowher.
- Has never had a losing season. Over the last nine seasons only Green Bay and Miami can make the same claim.
- In the turnover ratio category the Vikings have placed in the top seven in the NFC (including twice finishing first) in 7-of-the-9 seasons Dennis Green has been the head coach.
- In his nine seasons as head coach of the Vikings the team has finished in the top 10 in the NFL in offense six times, three times in rushing, six times in passing, twice in defense, three times in rush defense and three times in passing defense.
- The Vikings finished first in the NFL in total defense in 1993, first in rushing defense in 1994 and first in passing offense in 1998.
- 23 different players have made it to the Pro Bowl 49 times under Dennis Green: Gary Anderson, K; Mitch Berger, P; Matt Birk, C; Cris Carter, WR; Jeff Christy, C; Daunte Culpepper, QB; Randall Cunningham, QB; Jack Del Rio, LB; Chris Doleman, DE; Robert Griffith, SS; Ed McDaniel, LB; Randall McDaniel, G; Audray McMillian, CB; Warren Moon, QB; Randy Moss, WR; John Randle, DT; Fuad Revez, K; Todd Scott, S; Robert Smith, RB; Todd Steussie, T; Korey Stringer, T; Henry Thomas, DT; Gary Zimmerman, T.
- A team record 10 Vikings players (Anderson, Carter, Christy, Cunningham, E. McDaniel, R. McDaniel, Moss, Randle, Smith, Steussie) were selected to the 1999 Pro Bowl team that was coached by Dennis Green.

Most Playoff Wins Since 1997

1. Mike Shanahan	7
2T. Dennis Green	4
2T. Brian Billick	4
4T. Dick Vermeil	3
4T. Jeff Fisher	3

Regular-Season Wins by Active Coaches Since 1992

1. Dennis Green	92
2. Mike Holmgren	90
3. Bill Cowher	85
4. George Seifert	74
5. Dan Reeves	68
6. Jim Mora	61

Highest Winning Percentage in Team History

1. Dennis Green, 92-52	.639
2. Bud Grant, 158-96-5	.620
3. Jerry Burns, 52-43	.547

Most Wins in the 90's- Single Season

1. Minnesota, 1998	15
2T. San Fran., 1990	14
2T. Wash., 1991	14
2T. San Fran., 1992	14
2T. Denver, 1998	14
2T. Atlanta, 1998	14

Most Wins Since 1978 When NFL Went to 16 Games

1T. Minnesota, 1998	15
1T. San Fran., 1984	15
1T. Chicago, 1985	15
4T. 12 teams tied with	14

Playoff Appearances Since '92

1. Minnesota	8
2T. San Francisco	7
2T. Dallas	7
4T. 4 teams tied with	6

Most Wins in Team History- Regular Season

1. 1998	15
2T. 1969	12
2T. 1970	12
2T. 1973	12
2T. 1975	12

Most Wins in Team History- Including Playoffs

1. 1998	16
2T. 1969	14
2T. 1973	14
4. 1976	13
5. 1970, '74, '75, '88	12

Highest Winning % in NFL History- Over 100 Games Coached

1. John Madden	.750
2. Vince Lombardi	.728
3. George Seifert	.706
4. George Allen	.705
5. Blanton Collier	.688
6. Don Shula	.676
7. Joe Gibbs	.674
8. George Halas	.671
9. Dennis Green	.639
10. M. Schottenheimer	.630
11. Mike Holmgren	.625
12. Curly Lambeau	.624

SHERMAN LEWIS/OFFENSIVE COORDINATOR



Sherman Lewis enters his 19th season in the National Football League and his second with the Vikings in 2001 as the offensive coordinator. Prior to joining the Vikings, Lewis spent eight seasons with the Green Bay Packers. In his first 18 years in the NFL, his team's have compiled a 221-97-1 (.696) combined regular season and playoff record, made

15 playoff appearances, won 11 division titles, won five NFC championships and won four Super Bowls.

The 2000 Vikings entered the season with a quarterback, Daunte Culpepper, who had never thrown an NFL pass and having lost two Pro Bowl offensive linemen (Jeff Christy, Randall McDaniel), its starting tight end (Andrew Glover) and one of the team's all-time leading receivers (Jake Reed). Despite the bleak outlook on paper, the Vikings offense came out fast with a 7-0 start and averaged 26.2 points per game in that stretch. Culpepper took the League by storm and earned the starting spot in the Pro Bowl for the NFC. His 98.0 QB rating, 33 TD passes, 3,937 passing yards and 62.7 completion percentage ranked him among the Vikings all-time leaders. His 89 rushes, 470 yards and 7 rushing TDs set team records. Along with Culpepper, running back Robert Smith led the NFC with 1,521 rushing yards, becoming the first Vikings back to lead the NFC in rushing in team history and setting a new team single-season rushing mark as well as scoring a career-high 7 rushing TDs. Smith earned his second Pro Bowl berth and joined fellow offensive stars Cris Carter and Randy Moss in earning trips to the all-star game. First-year starter at center Matt Birk also earned a trip to the Pro Bowl. The Vikings averaged 24.8 points per game over the course of the season and advanced to the NFC Championship game for the second time in three seasons.

SUCCESSFUL STOPS

In 18 seasons as an NFL coach with San Francisco, Green Bay and Minnesota, Sherman Lewis' teams have made 15 playoff appearances, won 11 divisional championships, won 5 NFC Championships and won 4 Super Bowls.

In Lewis' eight seasons with the Packers, the team never had a losing season, made the playoffs six times, won three NFC Central Division titles, won two NFC Championships and won Super Bowl XXXI. Quarterback Brett Favre amassed 30,894 yards passing and 236 touchdowns while winning three straight NFL MVP Awards (1995-97) under the direction of Lewis. He became the only NFL player to ever win the award three times, let alone three straight seasons. Seven different offensive players made the Pro Bowl 15 times during Lewis' tenure.

In 1999, Lewis guided Favre to his third 4,000 yard passing season. The Packers finished ninth in the NFL in total offense and had three receivers (Antonio Freeman, Bill Schroeder and Dorsey Levens) with over 70 catches each. Running back Dorsey Levens rushed for 1,034 yards to go over 1,000-yard mark for the second time in his career.

In '98, the Packers' offense under Lewis scored more than 400 points for the fourth consecutive season and witnessed the breakout year of wide receiver Antonio Freeman, who led the league with 1,424 receiving yards and earned his first trip to the Pro Bowl. Quarterback Brett Favre also

furthered his record-breaking career under Lewis in '98, extending five of his existing Green Bay records, establishing another and setting two NFL records, including the mark for most seasons with 30-or-more touchdown passes with five. In '97 the Packers paced the NFC in scoring with 422 points (26.4 points per game) and also topped the conference in touchdowns with 50.

Lewis' helped Green Bay reach the pinnacle in the 1996 season, one in which the offense amassed 456 points to establish a new club standard en route to winning Super Bowl XXXI and the National Football League championship. Green Bay's 56 touchdowns and 456 points in '96 also were NFL highs, marking the first time that the Packers had led the league in points since 1962 (and only the fifth time overall). In breaking the club scoring record in '96, the Packers routinely demonstrated a quick-strike capability with 12 regular-season touchdowns coming from 50 yards or more, the most in a season by any team since 1970, a statistic punctuated during the playoffs by four additional scores of 50-plus yards, including three in the Super Bowl.

Green Bay's offense rolled up 5,750 yards in '95, the third-highest such total in the team's long National Football League history. A key to the Packers' success was their league-leading third down efficiency percentage (49.1). In '94, wide receiver Sterling Sharpe led the NFL in touchdown receptions with 18. In '93, Sharpe set a then NFL record for receptions in a season with 112.

Lewis' expertise paid immediate and practical dividends in '92, his first season as overseer of the offense, when the Packers' attack he coordinated proceeded to produce 4,786 yards, the most by a Green Bay offensive unit since 1989. His responsibilities during his first season on the Green Bay staff also included coaching the receivers, duties he turned over to Jon Gruden (current head coach of the Oakland Raiders) prior to the 1993 season.

Lewis came to Green Bay from San Francisco, where he was a member of the 49ers' staff for nine seasons (1983-91), the first six ('83-88) as running backs coach, tutoring such outstanding performers as perennial Pro Bowl running back Roger Craig and fullback Tom Rathman. In '85, Craig became the first player in NFL history to surpass 1,000 yards rushing and 1,000 yards receiving in a single season. Lewis coached the wide receivers during his final three seasons ('89-91) in San Francisco and helped hone the skills of Jerry Rice and John Taylor, who have been selected to a combined 14 Pro Bowls. During those three seasons Rice caught 262 passes for 4,191 yards and 44 touchdowns. He took over the wide receivers coaching position from Vikings head coach Dennis Green. Lewis and Green were both on the 49ers coaching staff from 1986-88. While with the 49ers the team posted an impressive 117-41-5 record, including playoffs, made the playoffs eight straight seasons (1983-90), won seven NFC West Division titles and won three Super Bowl Championships.

The 58-year-old Kentucky native had been an assistant coach at his alma mater, Michigan State, for 14 seasons prior to joining the 49ers, serving as assistant head coach and defensive coordinator for his final three years at MSU. Originally hired by the late Hugh 'Duffy' Dougherty, he later served on the staffs of Denny Stolz, Darryl Rodgers and Frank 'Muddy' Waters. During his tenure in East Lansing, Lewis first recruited and later tutored Vikings wide receivers coach Charlie Baggett.

Lewis himself earlier had been a two-way All-America halfback at Michigan State, where he was second runner-up for the 1963 Heisman Trophy (behind Roger Staubach of Navy and Billy Lothridge of Georgia Tech) and named college football's 'Player of the Year' by *Football News*. Lewis, who earned his master's degree in education administration from MSU in 1974, also was a standout track and field performer for the Spartans.

Born in Louisville, KY, June 29, 1942, Lewis and his wife, Toni, live in Minnetonka, MN. The couple has two sons, Kip

(2/6/67), a former University of Arizona football player who now is a sports anchor/reporter on Boston's NBC affiliate, and Eric (1/2/76), who closed out his college football career in '98 at San Diego State after spending four years as a starting cornerback for the Aztecs and now is a defensive graduate assistant football coach at Michigan State.

Lewis' Background

Player: Michigan State 1960-63, Toronto Argonauts (CFL) 1964-65, New York Jets 1966.

Coach: Michigan State 1969-82, San Francisco 49ers 1983-91, Green Bay Packers 1992-99, Minnesota Vikings 2000-present.

EMMITT THOMAS/DEFENSIVE COORDINATOR



Emmitt Thomas enters his second season with the Vikings in 2001 as the defensive coordinator. This season will mark the 34th season he has been involved with the National Football League as either a player or a coach. The Vikings are the fifth stop as a coach in his 21-year NFL coaching career that began back in 1981 with the St. Louis Cardinals. Thomas is no stranger

to winning, having won three Super Bowl Championships, one as a player and two as an assistant coach.

In his first season with the Vikings in 2000, Thomas helped the Vikings capture the NFC Central Title and advance to the NFC Championship Game. The Vikings defense finished sixth the NFC in rushing defense. During the Vikings four-game winning streak in November over an 18-day span (11/12-11/30) the defense allowed fewer than 20 points in each of the contests.

Thomas joined the Green Bay Packers in 1999 as the club's defensive coordinator after serving in the same capacity for the Philadelphia Eagles the previous four seasons (1995-98).

THOMAS' VIKINGS CONNECTIONS

Emmitt Thomas holds a place in professional football history as the last player to intercept a pass in the AFL, snaring a pass against the Vikings in Super Bowl IV. During his standout career as a Kansas City Chiefs cornerback Thomas was under head coach Paul Wiggan, who now serves as the Vikings Coordinator of Pro Scouting.

Thomas' 1998 Eagles defense finished as the NFL's number-one ranked unit against the pass, also finishing third in the league in sack percentage. It marked the fourth straight season that Philadelphia's defenders had ranked in the top 10 in passing yards allowed.

Thomas' 1996 defense ranked fifth in the league overall and helped produce a 10-6 record and a playoff berth. In '95, Thomas' first year as a defensive coordinator, Philadelphia ranked second in the league in sacks (48) and third in take-aways (38), as the defense finished fourth overall in yards surrendered and the team went 10-6 and won a playoff game. Thomas' Philadelphia defenses sent two players to the Pro Bowl — linebacker William Thomas and defensive end William Fuller — and four other players earned all-rookie honors.

Prior to landing in Philadelphia, Thomas spent nine years (1986-94) on the staff of the Washington Redskins. He

coached wide receivers his first season in Washington D.C., before moving over to the opposite side of the ball and tutoring defensive backs starting in 1987. During his time with the Redskins, Thomas made five trips to the playoffs, captured two NFC Championships and earned victories in each subsequent Super Bowl — XXII and XXVI. In his single season as the wide receivers coach both Art Monk and Gary Clark were selected to the Pro Bowl. Cornerback Darrell Green made the Pro Bowl three times during Thomas' tenure as defensive backs coach.

Thomas made his NFL coaching debut in 1981 with the then-St. Louis Cardinals. Wide receiver Roy Green tied for the NFC lead in receptions with 78 in 1983. He got his first taste of coaching at Central Missouri State from 1979-80.

Prior to coaching, Thomas was a standout defensive back during his 13-year pro playing career with the Kansas City Chiefs (1966-78). During his 181-game career, Thomas made five Pro Bowl appearances and played in Super Bowls I and IV. He finished his career with 58 interceptions — still tied for the eighth-highest total in NFL history — and led the league twice, including a career-high 12 in 1974. He also posted five touchdowns on interception returns. Thomas was named to the Kansas City Chiefs 40th Anniversary team in 1999.

In addition, Thomas nabbed five postseason interceptions, including a theft in the Chiefs' victory over Minnesota in Super Bowl IV, an interception which turned out to be the last ever by an AFL player as the AFL and NFL merged the next season. He was inducted into the Chiefs' Hall of Fame in 1985. From 1975-77, Thomas played under head coach Paul Wiggan, who is currently the Coordinator of Pro Scouting.

A three-year letter winner (1963-65) as a quarterback and receiver at Bishop College in Dallas, Thomas made the successful switch to defensive back after signing with Kansas City as an undrafted free agent.

Born June 3, 1943, in Angleton, TX, Thomas attended the city's Marshall High School. He and his wife, Jacqui, live in Plymouth, MN. He has two grown children, a son Derek (9/10/66), who is an assistant basketball coach at UNLV, and a daughter, Debra (3/10/72).

Thomas' Background

Player: Bishop College (TX) 1963-65, Kansas City Chiefs 1966-78.

Coach: Central Missouri State 1979-80, St. Louis Cardinals 1981-85, Washington Redskins 1986-94, Philadelphia Eagles 1995-98, Green Bay Packers 1999, Minnesota Vikings 2000-present.

CHARLIE BAGGETT/WIDE RECEIVERS



Charlie Baggett enters his second season with the Vikings as the wide receivers coach in 2001 and brings with him 24 years of offensive coaching experience at both the college and pro levels.

In his first season with the club in 2000, Baggett had the pleasure of coaching receivers Cris Carter and Randy Moss. Both players were selected

to the Pro Bowl for the third consecutive season. Moss set a team record for receiving yards (1,437) in a season and led the NFL in touchdown receptions (15). Moss also was the only Viking named to the Associated Press All-Pro Team.

Baggett spent the 1999 season as the wide receivers coach for the Green Bay Packers, where he coached two receivers over the 1,000-yard mark (Antonio Freeman-1,074 and Bill Schroeder-1,051). Both Freeman and Schroeder had 74 catches. The Packers finished seventh in the NFL in passing. In Green Bay, Baggett worked under current Vikings offensive coordinator Sherman Lewis.

Prior to coaching at Green Bay, Baggett enjoyed his second stint at Michigan State, where he coached from 1995-98, serving as associate head coach and also tutoring the wide receivers under Head Coach Nick Saban. Both Derrick Mason and Plaxico Burress were named All-Big Ten receivers during Baggett's tenure. Baggett also coached Muhsin Muhammad at MSU, who led the NFC in receptions for the Carolina Panthers in 1999.

Baggett's first coaching position in the NFL was with the Houston Oilers (1993-94) as wide receivers coach. In '93 three of his wide receivers (Webster Slaughter, Ernest Givins and Haywood Jeffries) ranked among the AFC's top 12 receivers. The Oilers won the AFC Central in '93 with a 12-4 record. The 12 wins were a franchise record.

Prior to his work at Houston, Baggett enjoyed 10 seasons at Michigan State (1983-92) under then Head Coach George Perles, overseeing wide receivers for seven years and running

backs for three. Among the future NFL players he coached at State were All-Americans Lorenzo White and Andre Rison, in addition to Mark Ingram and Courtney Hawkins. Baggett coached nine bowl teams altogether during his two stints at Michigan State. He was part of the 1987 Spartan staff that defeated USC in the Rose Bowl 20-17.

Baggett started his coaching career at Bowling Green, where he worked from 1977 to 1980, and then moved on to Minnesota (1980-81) where he worked under Joe Salem, before landing on campus in East Lansing.

A one-time player himself for the Spartans, Baggett was a three-year starter (1973-75) at quarterback and graduated as the school's all-time leader in total offense with 2,334 yards, earning All-Big Ten Conference honors from the *Chicago Tribune* as a junior after posting 1,713 total yards and 21 touchdowns (11 rushing, 10 passing). He earned a B.S. degree in food management from Michigan State in 1975. Baggett had a brief stint with the Hamilton Tiger-Cats of the Canadian Football League before embarking on his coaching career. Baggett's roommate at Michigan State was former Vikings assistant coach and current Stanford Head Coach Tyrone Willingham.

Baggett, an All-America prep quarterback at E.E. Smith High School in Fayetteville, NC, was recruited to Michigan State by current Vikings offensive coordinator Sherman Lewis, then an assistant coach at the school. After his freshman year at nearby University of North Carolina, Baggett transferred to Michigan State and joined Lewis and the rest of the Spartans after redshirting in 1972. Among Baggett's other NFL connections is Washington Redskins offensive coordinator Jimmy Raye, the two having grown up next door to each other in Fayetteville, NC.

Born January 21, 1953, in Fayetteville, NC, Baggett married the former Lisa Chavis in 1999. He has a daughter, Camille (4/1/88). In his spare time, Baggett enjoys playing golf and fishing.


Baggett's Background

Player: North Carolina 1971, Michigan State 1972-75.

Coach: Bowling Green 1977-80, Minnesota 1981-82, Michigan State 1983-92, Houston Oilers 1993-94, Michigan State 1995-98, Green Bay Packers 1999, Minnesota Vikings 2000-present.

COACHES

BRIAN BAKER/DEFENSIVE LINE



Brian Baker enters his first season with the Vikings in 2001 as the defensive line coach after spending the last four years in the same capacity with the Detroit Lions. Despite being only 38 years old, Baker has five years of defensive line coaching experience in the NFL as well as 12 years of experience at the college level.

While in Detroit, Baker was in charge of one of the deepest defensive line rotations in the NFL. Interior linemen Luther Elliss and James Jones anchored the inside combining for 111 tackles in '00 and Elliss made the Pro Bowl for the second consecutive year. In '99, Jones' first year in the league, he led the defensive linemen with 70 tackles and set his career-high with seven sacks. Baker has also been key in the devel-

opment of two-time Pro Bowl left end Robert Porcher, who led the Lions with eight sacks in '00, boosting his career total to 47.

The Lions sack totals also increased under Baker from '97-00. After collecting only 32 sacks as a team in '96, Baker's defensive linemen alone recorded 31.5 sacks in his first season in '97. The front four produced 25 sacks in '98 and topped off at 39.5 in '99.

During his four years in Detroit, Baker coached under Lions former head coach Bobby Ross. The two were first introduced in 1983, when Baker played for Ross at the University of Maryland. Following his college career, Baker coached under Ross for 12 of his 17 years at the college and professional levels. His first NFL coaching assignment came in 1996 at the age of 33, as the defensive line coach for the San Diego Chargers under Ross.

Baker began his coaching career at the University of Maryland from '84-85 as the outside linebackers coach and spent the '86 season in charge of the fullbacks at Army. For the next nine years Baker served as a defensive coach at Georgia Tech. He coached outside linebackers from '87-94 and in '95 was promoted to defensive coordinator/outside linebackers coach. The Yellow Jackets defense ranked fourth in the nation against the run that season.

An active member of the American Football Coaches Association (A.F.C.A.), Baker was the first assistant coach to serve on the group's board of trustees. From '92-95, he also served as the Chairman of the Assistant Coaches Committee for the A.F.C.A.

Baker was a three-year letterman at outside linebacker for the University of Maryland from '81-83. He played under Terrapins head coach Bobby Ross for two seasons ('82-83). In '82, the team had a 31-point scoring average and finished the season with a trip to the inaugural Aloha Bowl in Honolulu, HI. In '83, Maryland was undefeated in the ACC and claimed it's first conference title since 1976. That year, the Terrapins were invited to the Florida Citrus Bowl in Orlando, FL.

Born in Baltimore, MD (6/20/62), Baker played running back, outside linebacker and ran track for the Baltimore

Polytechnic Institute High School Engineers. He earned his bachelor's degree in marketing from the University of Maryland in 1985. He is married to the former Nevada Tinsley of Manhattan, NY, who earned All-America honors in track and field while attending the University of Virginia. The Bakers have two daughters, Nicole and Jade, and are also joined in their household by a niece, Norell Jackson.

Baker's Background

Player: Maryland 1980-83.

Coach: Maryland 1984-85, Army 1986, Georgia Tech 1987-95, San Diego Chargers 1996, Detroit Lions 1997-00.

DEAN DALTON/QUALITY CONTROL/ASST. OFFENSIVE LINE



Dean Dalton joined the Vikings and the NFL in 1999 after spending four years as the managing editor of War Room Publications and the president of The Red Zone interactive. Dalton brings a wealth of football knowledge from many different angles. With the Vikings, Dalton works primarily on the offensive side of the ball

alongside offensive line coach Mike Tice.

The War Room, which Dalton worked at from 1996-99, publishes magazines evaluating professional football player personnel through free agency and the draft. The Red Zone operates electronic interactive internet sites and operates fantasy football leagues via the internet. Both companies did consulting for CBS Sports, FOX Sports, CNN/SI, The Sporting News, and SportsFan Radio.

Dalton also worked as the Dean of Students and Director of Athletics for the Delavan-Darien School District in Delevan, WI (1996-98). He was the Athletic Director, Administrator and head football coach for St. Michael's Academy in Austin, TX (1995-96). St. Michael made it to the Texas State Playoffs in 1995 and had three players selected All-State. From 1994-95 Dalton worked as a segment producer for Inside Houston, a business news magazine show. Prior to that he worked as the chief scout for Paradise Sports Corporation from 1991-93, where he evaluated and recruited college talent for the NFL draft.

In his last collegiate coaching job at Purdue in 1990, Dalton oversaw the wide receivers. Behind head coach Fred Akers run and shoot offense, the Boilermakers finished first in the Big Ten in passing. He coached Jermaine Ross who has played in the NFL the past six seasons and is currently with the Cleveland Browns.

During Dalton's time at Texas Southern from 1988-89, he coached running backs (1988-89) and was the defensive line and special teams coordinator in the spring of '90. At Texas Southern, he coached Michael Strahan who now plays for the New York Giants and has been selected to the Pro Bowl three times (1997-99). Prior to Texas Southern, Dalton coached at Wisconsin from 1986-87. During his time with the Badgers he coached the wide receivers ('86), the tight ends ('87) and was the assistant recruiting coordinator in the spring of '88. Dalton broke into the college coaching ranks in 1984 when he received a position with Western Illinois. He was assistant secondary coach in 1984 and the wide receivers coach in '85. Dalton played defensive back at the Air Force Academy from 1981-82. His defensive coordinator was former Dallas Cowboys head coach and current Miami Dolphins offensive coordinator Chan Gailey. Dalton finished his collegiate career at Western Illinois from 1983-84 where multiple injuries led him into coaching. He got his first chance at Burlington (WI) High School where he helped coach the team into the state playoffs.

In high school at Burlington, Dalton (7/27/63) was twice an All-Conference quarterback and linebacker for a state semi-finalist squad. He was coached by his father Don, who coached at Burlington for 30 years and holds one of the top winning percentages (.830) in state history, and is a member of the Wisconsin Football Coaches Association Hall of Fame.

Dalton graduated from Western Illinois with a Marketing Management-History degree in '85 and earned his Masters from the University of Wisconsin in '88.

Dean and his wife, Donna, have two sons, Devon (8/3/92) and Davis (11/18/93).

Dalton's Background

Player: Air Force Academy 1981-82, Western Illinois 1983-84.

Coach: Western Illinois 1984-85, Wisconsin 1986-87, Texas Southern 1988-89, Purdue 1990, Minnesota Vikings 1999-Present.

VIKINGS

CARL HARGRAVE/RUNNING BACKS



In his seven seasons as running backs coach with the Vikings, Carl Hargrave has been adept at keeping all his backs ready to play at a high level. Hargrave guided the first Vikings running back (Robert Smith in 1998 and 2000) to make the Pro Bowl since Chuck Foreman in 1977. In his seven seasons with the Vikings, the team has

compiled a 72-40 (.643) record, made six playoff appearances won three NFC Central Titles and has twice advanced to the NFC Championship Game.

In 2000, Robert Smith shattered many of the team's rushing records. He set season records for rushing yards (1,521), rushing attempts (295), combined rushing/receiving yards (1,869), most games with 100-yards or more rushing (8) and consecutive games with over 100-yards rushing (5). Versus Chicago (10/15), Smith became the club's all-time leading rusher. His career total now stands at 6,818 which broke the previous record held by Chuck Foreman with 5,879.

RUNNING IT UP

In his seven seasons with the Vikings the team has had backs go over the 100-yard mark 32 times in those 112 regular-season games. Hargrave coached Robert Smith during his most successful seasons with the Vikings, setting team records for career rushing (6,818 yards), single-season rushing (1,521 yards in 2000), single-season attempts (295 in 2000) and career 100-yard games (29).

In 1999, Smith gained over 1,000 yards rushing for the third consecutive season, becoming only the second Vikings player (first was Chuck Foreman, 1974-76) to accomplish the feat. He finished seventh in the NFC with 1,015 yards on the ground. Smith broke a team mark for rushing yards in a play-off game with 140 vs. Dallas (1/9/00). Leroy Hoard led the club in rushing touchdowns with a career-high 10. With Hoard's 555 yards rushing it was the first time since 1991 the Vikings had two backs go over the 500-yard mark.

In '98, Smith finished fifth in the NFC (10th in the NFL) in rushing yards (1,187) and sixth in the NFC in total yards from scrimmage (1,478). He tied for the second most rushing yards in club history with 179 vs. St. Louis (9/13). Smith and Hoard combined to set a Viking record for rushing yards in a season by a tandem with 1,666 (Smith 1,187; Hoard 479). Both backs also combined for 18 touchdowns in the Vikings record setting season.

In '97 Smith set team records at the time for rushing yards in a season (1,266), 100-yard games in a season (6), season rushing average (5.5), and most 50-yards-or-more rushes in a season (3). Smith also had two-of-the-three longest rushes (78 yards at Buffalo, 8/31 and 76 yards vs. Indianapolis, 12/21) in club history.

In '96 Smith was averaging 99 yards rushing per game on pace to 1,584 yards, which would have led the NFL, before suffering a season-ending knee injury vs. Chicago (10/28). Minnesota then signed Hoard, who rushed for 108 yards at Oakland (11/17) to become the first player since Herschel Walker in '89 to rush for over 100 yards in his first start with the Vikings.

In '95, Smith was fifth in the league in rushing and on pace to a team season rushing record before suffering an ankle injury at Green Bay (10/22). Amp Lee tied for third in the NFL in catches by a back with 71, which is the most by a Vikings back since 1981.

In his first season with Minnesota in '94, Hargrave was an offensive assistant, working mainly with the tight ends. He helped guide Adrian Cooper, who caught 32 passes despite missing the last month of the season, and Andrew Jordan, who was a consensus all-rookie selection.

Hargrave joined the Vikings after two seasons (1992-93) as tight ends coach at the University of Iowa. He also attended Minnesota's training camp in '92 and '93 as part of the NFL's Minority Coaching Intern Program.

At Iowa, Hargrave developed tight end Scott Slutzker, who as a sophomore in '93, finished second on the Hawkeyes in receptions with 29. Hargrave also played a part in the outstanding senior season of tight end Alan Cross, a walk-on who led Iowa in catches with 55 to earn All-Big Ten recognition in '92. Cross signed with the Washington Redskins as a free agent in '93.

Prior to joining Iowa, Hargrave tutored wide receivers for five seasons (1987-91) at the University of Houston, where the quarterback for most of that time was '89 Heisman Trophy winner Andre Ware. During Hargrave's tenure with the Cougars, the school set 88 individual NCAA offensive records and 36 team NCAA marks.

Hargrave's first collegiate coaching assignment came at his alma mater Upper Iowa from 1977-80. He then joined Dennis Green's staff at Northwestern, where he worked for five seasons (1981-85) before moving on to the University of Pittsburgh (1986). Hargrave began his coaching career at Central High School in Waterloo, IA in '76.

A four-time All-Iowa Conference selection as a safety at Upper Iowa, Hargrave intercepted seven passes and posted a 25.3-yard kickoff return average and an 11.0-yard punt return average as a senior, when he was named the team's defensive MVP. He set a school record with a 94-yard kickoff return his freshman year. Hargrave was drafted by the Oakland Raiders in 1976.

Born in Frankfurt, Germany (11/8/54), Hargrave starred at Iowa City High School. He earned his degree in physical education at Upper Iowa. Carl and wife Suzanne have two daughters — Alysia (5/21/95) and Autumn (11/12/96).

Hargrave's Background

Player: Upper Iowa 1972-75.

Coach: Upper Iowa 1977-80, Northwestern 1981-85, Pittsburgh 1986, Houston 1987-91, Iowa 1992-93, Minnesota Vikings 1994-Present.

VIKINGS

CHUCK KNOX, JR./OUTSIDE LINEBACKERS



Chuck Knox, Jr., enters his first season as the Vikings outside linebackers coach after spending the 2000 season as the defensive quality control coach. Despite being only 36 years old, Knox is already working with his fourth NFL team.

During the 2000 season, Knox assisted defensive coordinator Emmitt Thomas on both game day and in weekly game plan preparation.

He also broke down opponent game tape and provided computer input and analysis for the defensive coaching staff. The Vikings defense finished sixth in the NFC in rushing defense. During the Vikings four-game winning streak in November, over an 18-day span (11/12-11/30) the defense allowed fewer than 20 points in each of the contests.

Knox spent the 1999 campaign with the Green Bay Packers. In '99, Knox was the defensive assistant/quality control coach on Ray Rhodes' staff at the Packers. The Green Bay defense finished fifth in the NFC in turnover ratio and seventh in the NFC in overall defense. At Green Bay he assisted both Thomas (defensive coordinator) and linebackers coach Johnny Holland.

Knox spent four years with the Philadelphia Eagles (1995-98) as a defensive assistant/quality control coach prior to joining the Packers. In 1995 and '96 the club finished with

10-6 records and made the playoffs both seasons. In those two seasons the Eagles finished fourth (1995) and fifth (1996) in the NFL in overall defense.

Knox began his coaching career with the then-Los Angeles Rams in 1993 as an offensive assistant/running backs coach, working under his father, Chuck, Sr., who was head coach of the Rams from 1992-94. Chuck, Sr., also coached the Rams previously from 1973-77, the Buffalo Bills from 1978-82 and the Seattle Seahawks from 1983-91. The junior Knox worked closely with the running backs during the 1994 season, and helped coach Jerome Bettis to a Pro Bowl campaign.

Knox played running back at the University of Arizona from 1984-88. He was an all-state rusher at Bellevue (WA) High School as a senior. Earlier, before moving to Washington state after his father was named head coach of the Seahawks, he had attended Orchard Park High School in New York his freshman through junior years. Also an all-state player as a junior, Knox also participated in track and wrestling.

Knox, who earned a B.S. degree in history from Arizona in 1989, was born in Englewood, NJ (2/19/65). He and his wife, Andrea, have a daughter, Hannah Marie (2/9/01) and live in Eden Prairie, MN.

Knox's Background

Player: Arizona 1984-88.

Coach: Los Angeles Rams 1993-94, Philadelphia Eagles 1995-98, Green Bay Packers 1999, Minnesota Vikings 2000-present.

DARYL LAWRENCE/STRENGTH & CONDITIONING ASST.



Keeping athletes at their peak physical performance over the duration of an NFL season is an imposing challenge. The week-to-week grind of playing professional football takes its toll on even the best-conditioned players.

In his second season as a full-time assistant to Steve Wetzel with the team's strength and conditioning program, Daryl

Lawrence will be able to use his knowledge and expertise to keep the Vikings' performance at a high level. Lawrence's technical knowledge in the field of strength and conditioning made him a natural fit for the type of programs the Vikings employ, geared to maximize explosiveness and flexibility over the course of a grueling season.

Lawrence spent the 1997 season with the Vikings as a part-time assistant in strength and conditioning and built on that foundation with a pair of collegiate programs. Most recently, Lawrence was an assistant strength coach at the US

Military Academy at West Point. Lawrence worked with a variety of sports at West Point, including the Academy's football, ice hockey, lacrosse and basketball programs. Prior to his tenure with the Vikings, he was a graduate assistant in the strength and conditioning program at Illinois State University.

Lawrence's educational background includes a bachelor's and master's degree from Illinois State. Well-versed in nutrition and the role it plays on athletic performance, Lawrence was a Cum Laude graduate with a bachelor's in food nutrition and dietetics. He carried a 4.0 GPA while earning a master's in exercise physiology. While in graduate school, Lawrence had works published in *Medicine & Science in Sports & Exercise*, a professional publication in his field.

Lawrence spent 1984-88 serving in the United States Army as a paratrooper where he rose to the rank of sergeant and was a squad leader in the storied 82nd Airborne Division based at Fort Bragg, NC. Daryl and wife Mary live in Shakopee, MN.

Lawrence's Background

Coach: Illinois State 1995-96, Minnesota Vikings 1997, US Military Academy 1998-99, Minnesota Vikings 2000-present.

VIKINGS

WILLIE SHAW/DEFENSIVE BACKS/ASST. HEAD COACH



Willie Shaw returns to the Vikings as assistant head coach/defensive backs coach for the 2001 season. A 32-year coaching veteran, Shaw reunites with head coach Dennis Green for the third time in his career.

Most recently, during Green's first two seasons at Minnesota ('92-'93), Shaw coached the secondary and helped guide the Vikings to two straight

playoff appearances. Before that, from '89-'91 Shaw was the defensive coordinator under Green at Stanford, helping to restore the Cardinal football program. Since then, Shaw has been a mainstay in the professional coaching ranks, serving as either defensive coordinator or defensive backs coach for the past nine years.

Shaw comes to Minnesota after spending the 2000 season as assistant head coach/defensive backs coach for the Kansas City Chiefs. There he was in charge of a secondary which included two-time Pro Bowl cornerback James Hasty.

Prior to his time in Kansas City, Shaw was instrumental in the revival of the Oakland Raiders defense. In '97, the Raiders ranked 30th in total defense (382.2 yards per game). In his first season as the team's defensive coordinator in '98, Shaw coached the Raiders to the league's fifth-best total defense, allowing just 284.4 yards per game. In only one year, the Raiders showed an improvement of 97.8 yards per game. In '99, the Raiders improvement continued, ranking in the top half of the league in every major defensive category.

Before joining the Raiders, in '97 Shaw was in charge of the defensive backs for the New Orleans Saints. That year, the Saints finished the season ranked sixth in the league in both total and passing defense. From '95-'96, Shaw served as the defensive coordinator for the St. Louis Rams and in '94 coached the San Diego Charger defensive backs all the way to Super Bowl XXIX.

From '89-'93, Shaw coached under Green – first in the college ranks at Stanford, then at the pro level in Minnesota. In '90, Shaw's second coaching stint at Stanford, the Cardinal defeated top-ranked Notre Dame in South Bend, Ind. The next year, the team enjoyed its longest winning streak (7) since '51, most PAC-10 victories since '70, and first bowl appearance since '86. During Shaw's two-year term with the Vikings ('92-'93), the team's secondary produced impressive results. In '92, Minnesota led the NFL in interceptions with 28 and tied for second with 24 in '93. Of the eight NFL players that intercepted five or more passes in '92, three were Vikings. That same year, first-year starters in the secondary Audrey McMillan and Todd Scott made the Pro Bowl. In '93, the Vikings finished the season as the NFL's top-ranked defense.

Shaw spent his first four years in the NFL with the Detroit Lions ('85-'88). He coached the secondary for three years before taking over the team's outside linebackers in '88. His first three college coaching assignments came in California at San Diego College ('70-'73), Stanford ('74-'76) and Long Beach State ('77-'78). He then went on to coach at Oregon in '79 and Arizona State from '80-'84 before stepping into the NFL ranks.

Born in Glenmora, LA (1/11/44), Shaw earned All-America honors as a senior defensive back and captain at the University of New Mexico before transferring to San Diego State. He earned his undergraduate degree in physical education and his master's degree in education from SDSU. Willie and wife Gay have three children – Tawnya, Eric and David. David lettered in football, basketball and track at Stanford and has spent the last three years as an offensive assistant with the Oakland Raiders.

Shaw's Background

Player: New Mexico 1966-68.

Coach: San Diego C.C. 1970-73, Stanford 1974-76, 1989-91, Long Beach State 1977-78, Oregon 1979, Arizona State 1980-84, Detroit Lions 1985-88, Minnesota Vikings 1992-93, San Diego Chargers 1994, St. Louis Rams 1995-96, New Orleans Saints 1997, Oakland Raiders 1998-99, Kansas City Chiefs 2000.

COACHES

RICHARD SOLOMON/INSIDE LINEBACKERS/ DIRECTOR OF PRO PERSONNEL



In his 14 years in the NFL, Richard Solomon's clubs have made the playoffs 10 times, had 13 consecutive non-losing seasons (1988-2000), won six division titles and one Super Bowl title, while compiling an impressive 141-82 (.632) regular season record. Solomon will oversee the inside linebackers in 2001 and also takes on the added responsibilities as the team's

Director of Pro Personnel. Solomon previously coached the linebackers (outside) for the Vikings in 1992-93.

In 2000, Solomon guided strong safety Robert Griffith to his first Pro Bowl appearance. Recognized as one the best defensive players in the game, Griffith finished third on the club in tackles with 122. In Robert Tate's first full season on defense he finished with four interceptions (including play-

offs) and also finished fifth on the club in tackles with 70. Rookie free safety Tyrone Carter made an impact on the defense with 40 tackles, 2 forced fumbles and a fumble recovery in seven starts. Free safety Orlando Thomas, in only six seasons, moved into eighth place on the Vikings all-time list for interceptions in a career (21). During the Vikings four game winning streak in November over an 18-day span (11/12-11/30) the defense allowed fewer than 20 points in each of the contests.

In '99, undrafted free agent Griffith finished third on the squad with a career-high 138 tackles. His 138 tackles were the most by a Vikings' defensive back since Joey Browner had 152 in 1986. Solomon helped oversee the development of Robert Tate at cornerback after making the switch from wide receiver during the middle of the season. Tate started two games and finished the campaign with 16 tackles and an interception.

In '98, Solomon oversaw a secondary that had two players – strong safety Griffith (*The Sporting News*) and cornerback Jimmy Hitchcock (*College & Pro Football Weekly*) – become All-Pro for the first time in their careers. Hitchcock (7), Griffith (5) and Corey Fuller (4) set career-highs for interceptions. The Vikings finished tied for fourth in the NFC in interceptions with 19. The Vikings interceptions helped pro-

pel them to second in the NFL in turnover ratio (+14). Hitchcock, in his first season with the Vikings, finished tied for second in the NFC with his seven picks. Hitchcock also set season team records for interceptions returned for touchdowns (3), passes defended (30) and interception return yardage (242).

Griffith led the secondary and was second on the team in '97 with a career-high 128 tackles, which at the time was the most by a Vikings defensive back since Felix Wright had 135 tackles in '91. The secondary was a big part of a Minnesota defense that held opponents to under 20 points in five straight games (9/28-11/2) during a Vikings six-game winning streak.

Minnesota entered '96 with no starter who had been in the NFL more than two seasons and finished the campaign ninth in the league in pass defense (195.1 yards per game). The Vikings also were third in the NFL in third-down defense (33.2%), sixth in sacks (43) and tied for seventh in interceptions (22). Dwayne Washington had been a starter at right cornerback since the first game of his rookie campaign in '94. He tied the team record for career defensive touchdowns with four. Thomas had intercepted more passes (14) over two years (1995-96) than any other player in the league at the time. He led the NFL in interceptions with nine as a rookie in '95. In '95, the Vikings young secondary was a big part in the defense finishing second in the NFL in interceptions (25) and tied for fourth in sacks (44). In '94, Solomon faced the challenge of coaching the secondary with two new starting cornerbacks (Washington and Anthony Parker). Minnesota still improved from 13th in the NFL in third-down defense in '93, to sixth in '94. In addition, *College & Pro Football News* weekly selected Washington as the NFL Defensive Rookie of the Year, while Parker set an NFL record for consecutive games (3) with a defensive touchdown.

In two seasons (1992-93) as Minnesota's outside linebackers coach, Solomon developed Carlos Jenkins, who hadn't started an NFL game prior to '92. On a unit that led the league in defense in '93, Minnesota also had the NFC's stingiest run defense (96.0/gm.) and held opponents to the fewest first downs (259) in the league in '93.

Before joining the Vikings, Solomon was a scout for the New York Giants from 1987-91. During his five years there, the Giants posted a 49-30 record (.620), won two NFC East titles and defeated Buffalo in Super Bowl XXV.

As defensive coordinator at Illinois from 1980-86, Solomon helped turn around a program that hadn't posted back-to-back winning seasons or appeared in a bowl since the early '60s. Behind Solomon's defense, which finished second in the Big Ten in '83 and third in '84, the Fighting Illini put together five consecutive winning campaigns for the first time since the late '20s. In '83, Illinois swept through the Big Ten with a 9-0 record to become the only Illinois team ever to beat all nine conference opponents in the same season. The Fighting Illini played in the '82 Liberty Bowl, the '84 Rose Bowl and the '85 Peach Bowl.

As wide receivers coach at Syracuse in '79, Solomon guided Art Monk, who caught 40 passes for a then-school record 716 yards to earn All-America honors. Monk went on to become the NFL's all-time leading receiver at the time of his retirement. Despite playing all their home games that season at neutral sites due to stadium construction, the Orangemen posted a 7-5 record and played in their first bowl game (Independence) since '66.

Solomon began his coaching career tutoring defensive backs at the University of Dubuque in '73. He also worked as defensive coordinator for the Spartans before departing to coach the secondary at Southern Illinois in '76. From 1977-78 he worked with wide receivers at Iowa.

A three-year letterman (1969-71) at Iowa, Solomon started at defensive back his final two seasons with the Hawkeyes. Solomon, who also earned two letters in track in college, played running back as a sophomore. Dennis Green and Solomon were teammates at Iowa.

A native of New Orleans, LA, (12/8/49), Richard Solomon was an all-state selection and three-time all-league pick at St. Augustine High School. He earned his degree in physical education from Iowa. Richard and wife Clara have three children — Alesia (3/4/67), Brandon (8/23/75) and Ryann (3/15/81).

Solomon's Background

Player: Iowa 1970-73.

Coach: Dubuque 1973-75, Southern Illinois 1976, Iowa 1977-78, Syracuse 1979, Illinois 1980-86, NY Giants 1987-91 (scout), Minnesota Vikings 1992-present.

JOHN TICE/TIGHT ENDS



John Tice begins his second season as the tight ends coach after spending the 1999 campaign as an offensive assistant. In 2000, Tice coached a trio of tight ends that all started at one point during the season. Andrew Jordan (5 starts), John Davis (9) and Johnny McWilliams (8) each started at the tight end position. McWilliams with 22 catches and John Davis with 17

grabs finished fourth and sixth respectively on the club in receptions. The trio finished the season with 47 receptions. McWilliams led the tight ends with three touchdown receptions.

In '99 he worked with his brother Mike, mainly coaching the younger players on the offensive line. He also worked with the special teams' scout team and did some computer analysis.

Tice is no stranger to the National Football League, having played 10 seasons at tight end for the New Orleans

Saints from 1983-92. He was originally a 3rd-round draft choice of the Saints and the third player New Orleans selected in the 1983 NFL draft. Tice played in 134 games, starting 56, in his 10-year career. He retired in 1992 due to an injured shoulder. At the time Tice left the Saints, he was 9th on the club's all-time list for receptions (158) and 11th on the all-time list for games played (134). He also had 1,602 yards receiving and 15 touchdown receptions. Tice was a sure handed receiver who only fumbled the ball three times in a decade of football.

From 1985-91 Tice played in 105-of-a-possible-108 games. During a four-year stretch from 1985-88 he caught 103 passes for 1,074 yards and 12 touchdowns. Tice's best season came in '86 when he caught a career-high 37 passes for a career-high 330 yards. In '87 he had a career-high six touchdown catches on 16 receptions (37.5%).

As a senior at Maryland in 1982, Tice was selected honorable mention All-America by the *Associated Press* and *The Sporting News*. He was the leading receiver on the team as a junior and senior. As a junior Tice caught passes from his brother Mike Tice and as a senior from future NFL All-Pro Boomer Esiason. His head coach his senior season was former Detroit Lions and San Diego Chargers head coach Bobby Ross. Early in Tice's collegiate career he played center and tackle. Tice earned his degree in physical education.

Prior to coming to the Vikings, Tice worked in Melbourne, FL as an insurance salesman for Prudential. While living in

Melbourne, he volunteered as a football coach at several high schools. Tice took over the reigns of a youth football program and was instrumental in the league tripling in size.

John Kevin Tice was born in Bayshore, NY (6/22/60) and attended Central Islip High School in Long Island. His brother, Mike, was a quarterback at Maryland and played in the NFL at tight end for 14 seasons. Mike is currently the Vikings' offensive line coach, making John and Mike the first brothers to ever coach with the Vikings. John and Mike combined for 265 receptions in the NFL, which is eighth best all-time among brother combinations (fifth among two brother

combos). John and wife Barbara have five children, John Eric (1/22/85), Michael (11/21/88), Alexis (5/26/87), and twins Carly (9/23/93) and Clayton (9/23/93).

Tice's Background

Player: Maryland 1979-82, New Orleans Saints 1983-92.

Coach: Minnesota Vikings 1999-present.

MIKE TICE/OFFENSIVE LINE/ASSISTANT HEAD COACH



In four seasons coaching the Vikings offensive line, Mike Tice has guided five different players to nine Pro Bowl appearances. In his five seasons coaching with the Vikings, the team has compiled a 54-26 (.675) record and has made the playoffs each season. Tice added the title of Assistant Head Coach for the 2001 season.

In 2000, Tice oversaw the development of Matt Birk at the center position. Prior to the 2000 season Birk had never started a game and by the end of the year he was named to the Pro Bowl. Also named to the Pro Bowl for the first time was right tackle Korey Stringer. The offensive line helped Robert Smith break numerous team records including most rushing yards in a season (1,521) and most 100-yard games in a season (8). Smith also became the first Vikings running back to have four consecutive 1000-yard rushing seasons. The line also gave Daunte Culpepper enough time to throw for 3,937 yards and 33 touchdowns in his first year at the helm. Culpepper also set team season records for a quarterback for rushing yards (470) and rushing touchdowns (7). The team also established an NFL record with 30 consecutive games with over 300 yards of total offense.

In 1999, the offensive line made room for Smith to break a team mark for rushing yards (140) in a playoff game (vs. Dallas 1/9). Leroy Hoard led the club in rushing touchdowns with a career-high 10. With Hoard's 555 yards rushing it was the first time since 1991 the Vikings had two backs go over

RECORD SETTING OFFENSIVE OUTPUT

The 1999-2000 Vikings offense established a new NFL record by posting its 30th consecutive regular-season game with over 300 yards of total offense, snapping a record set by the Los Angeles Rams from 1949-51. The Vikings ground game was a key to the team's success in 2000, leading the NFC in rushing and making Robert Smith the first Vikings running back to lead the NFC in rushing in team history. The Vikings record-setting 30 game streak was achieved despite the offensive line losing a pair of Pro Bowl starters following the 1999 season.

the 500-yard mark. The Vikings offense finished the 1999 campaign third in the NFL.

In '98, the offensive line paved the way for numerous team and League records including the NFL record for points in a season (556) and for touchdown passes (41). The '98 Vikings set team records for total yards (6,264) and fewest sacks allowed in a 16-game season (25). The offensive line cleared the way for Robert Smith to top the 1,000 yard mark for the second consecutive season with 1,187 yards on the ground. The Vikings rushed for over 100 yards in 13-of-the-18 games, including playoffs, and broke the 150-yard barrier in

five contests. Three of the five starting offensive linemen (Todd Steussie, Jeff Christy and Randall McDaniel) in the 1999 Pro Bowl were Vikings. They became the first Vikings trio of offensive linemen ever selected to the Pro Bowl, let alone start.

In his first year coaching the offensive line in '97, Tice guided an offensive line that sent two starters to the '98 Pro Bowl, McDaniel and Steussie. The offensive line also enabled Smith to break the team record at the time for rushing yards in a season with 1,266. The Vikings offensive line was a big factor in the squad gaining a first down on 18-of-19 carries on third or fourth down with less than three yards to go in '97. In 10-of-the-16 games, the team rushed for over 100 yards. Tice's offensive line also finished third in the NFC in sacks per pass play (17.4 attempts per sack).

In '96, in addition to his duties as the Vikings tight ends coach, Tice conducted some drills with the offensive tackles during practices. Tice was instrumental in '96 in the development of rookie tight end Hunter Goodwin, who started the season's last six games when Minnesota went 4-2 to capture a playoff berth.

During his 14 seasons in the National Football League not only did Tice catch 107 passes for 894 yards and 11 touchdowns, but he helped block for backs that rushed for over 1,000 yards in a season five times, including '92, when Terry Allen set a then Vikings season record with 1,201 yards, and '83, when Seattle's Curt Warner led the AFC with 1,449 yards.

The 6-foot, 8-inch Tice joined Minnesota's coaching staff in '96 after playing three seasons with the Vikings (1992-93, 1995), 10 years with Seattle (1981-88, 1990-91) and a campaign (1989) with Washington. He started in 109-of-the-177 NFL games he played.

In '95 Tice re-signed with the Vikings on December 7 after injuries depleted the team's tight end corps. He played in the final three games, including a start in the regular-season finale at Cincinnati (12/24), where he caught three passes for 22 yards. Tice originally retired following the '93 season. Tice started 11 games in '93, when he caught six passes for 39 yards. In '92, Tice caught a career-long 34-yard touchdown pass in the final regular-season game against Green Bay (12/27).

With Seattle in '91, Tice caught a career-high four touchdown passes to become the first tight end in Seahawks history to lead the team in scoring receptions. In '90, Tice was released by Washington on the final cut of preseason then signed by Seattle on November 28. In '89, Tice signed with the Redskins as a Plan B free agent after catching 58 passes and starting 43-of-44 games for Seattle between '86 and '88. He posted a career-high 29 receptions for 244 yards in 16 starts in '88. In only eight starts in '84, Tice caught three touchdown passes to set a Seattle season record for scoring receptions by a tight end. In '83, Tice helped the Seahawks advance to the AFC Championship Game, their best finish ever. Originally signed as a free agent quarterback by Seattle in '81, Tice switched to tight end his rookie year.

As a two-year starter at quarterback at Maryland, Tice completed 71-of-140 passes for 928 yards with five touchdowns as a senior in '80. He threw for 896 yards and five touchdowns as a junior. When Tice was a senior the backup quarterback was future NFL All-Pro Boomer Esiason.

Michael Peter Tice was born in Bayshore, NY (2/2/59) and attended Central Islip High School in Long Island. He lettered in football, basketball and lacrosse. He was the recipi-

ent of the Byron "Whizzer" White Humanitarian Award in 1987. His brother, John, was a tight end at Maryland and played for the New Orleans Saints from 1983-92. John is currently the Vikings' tight end coach, making Mike and John the first brothers to ever coach with the Vikings. Mike and wife Diane have two children, Adrienne (8/4/87) and Nathan (7/28/89).

Tice's Background

Player: Maryland 1977-80, Seattle Seahawks 1981-88, Washington Redskins 1989, Seattle Seahawks 1990-91, Minnesota Vikings 1992-93, 1995.

Coach: Minnesota Vikings 1996-present.

TRENT WALTERS/DEFENSIVE ASSISTANT



In 2001, Trent Walters will be the Vikings defensive assistant coach, working with the defensive backs and special teams. Walters coached the inside linebackers in 2000 and the outside linebackers from 1994-99. Despite changing positions Walters has contributed immensely to the Vikings posting a 72-40 (.643) record and making the playoffs six times over the past seven years.

In 2000, Walters helped Kailee Wong as he moved to the inside for the first time in his career. Wong led the team in total tackles (134), solo tackles (93) and tied for the team lead in interceptions (2). Walters also coached Dwayne Rudd who finished fourth on the club in tackles with 91 and led the team in assisted tackles with 53.

In '99, Walters helped develop Wong into a starter after spending his rookie campaign as a third down specialist. He finished seventh on the squad in tackles with 62. The Vikings won 8-of-their final-10 games to reach the playoffs for the fourth consecutive season. In '98, Walters helped coach a Vikings defense that gave up only 296 points (6th best in the NFL) and shut out opponents in 29 of a possible 73 quarters, including playoffs. Wong, a 1998 second-round draft pick, played in passing situations and finished the season with 1.5 sacks and 9 quarterback pressures. Wong was a collegiate teammate of Trent's son Troy at Stanford.

In '97, strongside starter Dixon Edwards started all 16 regular season games and both playoff contests. He finished the season with 72 tackles and tied for second on the club in forced fumbles with two. The defense held opponents to under 20 points in five straight games (9/28-11/2) during the Vikings six-game winning streak. In '96, projected strongside starter Edwards was moved to the weakside during training camp due to a season-ending injury to Ed McDaniel. The Vikings then signed Darryl Talley to replace Edwards. The Vikings defense still limited opponents to 70 fewer points in '96 than in '95. Minnesota also held its opposition to 17-or-fewer points in nine games in '96. The Vikings finished third in the NFL in third-down defense (33.2%), sixth in the league in sacks (43) and tied for seventh in takeaways (35) in '96.

In '95, the Vikings finished second in the league in takeaways (40), fourth in the NFL in run defense (83.1) and tied for fourth in the league in sacks (44). In '94, Minnesota led the NFL in run defense, holding opponents to the fewest rushing yards per game (68.1) in the league in 30 years. The Vikings also led the NFL in yards allowed per carry (3.1) and ranked fifth in total defense (296.4) in '94.

During Walters' three seasons (1991-93) as defensive backs coach at Texas A&M, the Aggies led the SWC in total defense, rush defense, pass defense and scoring defense to become only the second school in NCAA history to lead its conference in all four categories for three straight years. In '93, Texas A&M led the nation in pass defense, finished second in points allowed (10.8 per game) and third in total defense (247.6). In '91, they held opponents to the fewest yards per game in the nation.

Among Walters' pupils at Texas A&M were cornerbacks Kevin Smith, an '91 All-American who had a long career with the Dallas Cowboys, and Aaron Glenn, the '93 Southwest Conference Defensive Player of the Year, who was drafted by the Jets with the 12th overall pick in '94. With the addition of Smith and Glenn, Walters coached seven first-team All-SWC picks.

Before joining the Aggies, Walters guided the secondary for five years (1986-90) at Louisville, where he helped turn around the Cardinals program from 3-8 in '86 to 10-1-1 in '90. In his final season at Louisville, the team won a school-record 10 games, played its first postseason game (Fiesta Bowl) since '77 and captured its first bowl victory (34-7 over Alabama) since '70. One of Walters' star pupils with the Cardinals was Ray Buchanan who was named the Defensive Most Valuable Player of the 1991 Fiesta Bowl as a sophomore. He earned NFL All-Rookie honors with Indianapolis in '93, finished third in the league with eight interceptions in '94 and was named to the '98 Pro Bowl following his terrific season with the Atlanta Falcons.

Walters began his coaching career overseeing the freshmen and junior varsity team at his alma mater Indiana in '68. He coached defensive backs at Louisville in '72 before returning to Indiana to guide the Hoosiers secondary for eight years (1973-80). In three seasons (1981-83) as defensive backs coach at the University of Washington, Walters groomed future NFL players Vince Newsome, Ray Horton, Vince Albritton and Vestee Jackson.

In '84, Walters received his first pro coaching opportunity tutoring defensive backs and special teams at Cincinnati. He then guided the secondary for a season (1985) at the University of Pittsburgh, where he worked under former Vikings defensive coordinator Foge Fazio, who was the Panthers' head coach at the time.

In '66 and '67, Walters led the Canadian Football League in punt and kickoff return yardage while playing for an Edmonton team that was coached by former Vikings assistant Neill Armstrong.

A three-year letterman at Indiana, Walters led the Hoosiers in punt and kickoff returns as a senior in '65. He earned his bachelor's degree in physical education and biology and his master's in physical education administration from Indiana. Walters is a member of the Sports Hall of Fame in Knoxville, TN, where he attended Austin High School. Trent and wife Gail have three children — Trent (7/1/74), Vanessa (7/25/75) and Troy (12/15/76). Troy was an All-American wide receiver/punt returner and Academic All Pac-10 selection at Stanford. Troy received the 1999 Fred Biletnikoff Award, given to the most outstanding wide receiver in college football. He was the Vikings 5th-round choice in the 2000 draft and led the team in punt returns (14.5) and kickoff returns (23.1) during the 2000 season.

Walters' Background

Player: Indiana 1963-65, Edmonton Eskimos (CFL) 1966-67.

Coach: Indiana 1968-71, Louisville 1972, Indiana 1973-80, Washington 1981-83, Cincinnati Bengals 1984, Pittsburgh 1985, Louisville 1986-90, Texas A&M 1991-93, Minnesota Vikings 1994-present.



Since Steve Wetzel joined the Minnesota Vikings as strength and conditioning coach in 1992, the quality of his program has been evident in the team's performance in the fourth quarter and late in the season. Another indicator of the job Wetzel has done in Minnesota is that three of his assistants — Mike Wolf (Philadelphia), Mark Asanovich (Tampa Bay) and Jeff

Friday (Baltimore) — have gone on to become head strength and conditioning coaches with other National Football League teams.

In Wetzel's ninth season with Minnesota in 2000, the team finished with a winning record for the eighth time in nine seasons. The Vikings also had their fifth 10-plus win season in the past nine years. In '98, the team started the season with seven straight victories and ended the season even stronger with eight consecutive wins. The team finished with the best record in franchise history with a 15-1 record and advanced to the NFC Championship game for the first time since 1987. In '97, the Vikings had their greatest post-season comeback in team history, coming back from 16 points down to defeat the NY Giants 23-22.

Over the past nine years, the Vikings have posted one of the best regular season records (92-52, .639) in the NFL. Minnesota has won at least their last three games of the season three times since 1992 ('93-3 straight games, '98-8, '99-3). The Vikings had only accomplished that feat three

other times in their first 31 seasons. Minnesota also has played well in the fourth quarter the past nine years. The Vikings' not only have won 22 games that they trailed in the fourth quarter since '92 but are 72-10 with a lead entering the final period over the past eight seasons.

In his 11 seasons in the NFL, Wetzel has been with teams that have gone 116-60 (.659) and made the playoffs nine times, including '91 when he was on the coaching staff of Washington's Super Bowl XXVI Championship team. In his two seasons (1990-91) as assistant strength coach for the Redskins, the team posted a 28-9 (.757) record, including playoffs.

Before joining Washington, Wetzel spent four months as strength coach for George Mason University, the first strength coach ever hired at the University. He was the assistant strength coach at the University of Maryland from 1985-89. In his first season there, the Terrapins finished 9-2, won the Atlantic Coast Conference title and defeated Syracuse in the Cherry Bowl.

Wetzel earned his degree in physical education/sports management from Slippery Rock University, where he was a power lifter. He is a former record holder in the bench press in the American Drug Free Power Lifting Association. In '98, Wetzel received the President's Award for contributions to his profession as selected by the Professional Football Strength and Conditioning Coaches Society.

A native of Washington, DC (5/11/63), Steve Wetzel attended Park View High School in Sterling, VA. Steve and wife Michelle live in Eden Prairie.

Wetzel's Background

Coach: Maryland 1985-89, George Mason 1990, Washington Redskins 1990-91, Minnesota Vikings 1992-present.

ALEX WOOD/QUARTERBACKS



Alex Wood enters his third season with the Vikings and the National Football League in 2001 after a long career at the collegiate level.

In 2000, Wood tutored the untested Daunte Culpepper into one of the best quarterbacks in the game. In Culpepper's first season as a starter he led the NFC (and tied for the NFL lead) in touchdown passes with 33. He also finished second

and third respectively in the NFC in passing yards (3,397) and passer rating (98.0). Culpepper set new Vikings records for a quarterback for rushing yards (470), rushing attempts (89), and rushing touchdowns (7). For all his achievements Culpepper was named the starting quarterback for the NFC in the Pro Bowl.

In '99, Wood coached starters Randall Cunningham and Jeff George, who combined to throw for 31 touchdowns and 4,291 yards. George became the first quarterback in team history to win his first five games started with the team. George finished the season with the third best quarterback ranking (94.2) in the NFL and fourth in the NFC in touchdown passes (23). The Vikings finished ranked fifth in the NFL in passing. Wood also groomed future quarterback and 1999's first-round draft choice Culpepper during his rookie season.

Wood previously was the head coach at James Madison University from 1995-98. In his first season as a head coach

in '95, he led the Dukes to an 8-4 record and an appearance in the NCAA Division I-AA Playoffs. James Madison finished with 6-2 record in the Yankee Conference and finished the season ranked 15th nationally. Three players from the '95 squad signed with NFL teams including quarterback Mike Cawley, the team's most valuable player, who was drafted by the Indianapolis Colts in the 6th-round. In '98, James Madison lost 26-28 to the University of Massachusetts which went on to win the Division I-AA National Championship. Wood finished his career at James Madison with 23-22 record.

Prior to coming to James Madison in '95 he worked as the offensive coordinator and quarterbacks coach at Wake Forest from 1993-94. Wake Forest led the ACC in offense in '93 behind quarterback Rusty LaRue who went on to play with the Chicago Bulls where he was part of the 1997-98 NBA Champions.

From 1989-92, Wood coached the running backs at the University of Miami. In his four seasons there the team won two national championships (1989, 1991) and compiled a 44-4 (.917) record. In '90 the squad finished third in the country and in '92 they finished sixth. Among Wood's notable players coached at Miami was future NFL player Donnell Bennett. The star of the 'Canes win over Nebraska to claim the 1991 national championship was unheralded third-string running back Larry Jones, who was pressed into action due to injuries and was named MVP of the Orange Bowl game.

Prior to the University of Miami, Wood coached tight ends at Washington State (1987-88), wide receivers and tight ends at Wyoming (1985-86) and the defensive backfield at Southern University (1982-84). At Southern he coached Michael Ball who went on to play for the Indianapolis Colts (1988-93).

Wood played at Iowa from 1975-77 where he was a running back and special teamer. Both head coach Dennis Green

and inside linebackers coach/Director of Pro Personnel Richard Solomon were coaching at Iowa at the time.

A native of Massillon, OH, Alex Wood (3/14/55) attended Washington High School where he lettered twice as a running back and linebacker. He was an all-state nominee at running back. Wood also lettered twice in wrestling. He and his wife, Rosa, have three children, Jerrel (1/9/73), Alex (9/5/73) and Natalie (4/4/86). Alex is the defensive line coach at Minnesota State University, Mankato.

Wood's Background

Player: Iowa 1975-77.

Coach: Iowa 1978, Kent 1979-80, Southern Illinois 1981, Southern University 1982-84, Wyoming 1985-86, Washington State 1987-88, Miami 1989-92, Wake Forest 1993-94, James Madison 1995-98 (Head Coach), Minnesota Vikings 1999-present.

GARY ZAUNER/SPECIAL TEAMS COORDINATOR



Since Gary Zauner came to the Minnesota Vikings in 1994 as the special teams coach, he has helped produce six National Football League records and numerous team records. In his six seasons with the club he has coached three different kicking specialists (Gary Anderson, Fuad Reveiz and Mitch Berger) to the Pro Bowl. Prior to the 2001 season he was promoted to special teams coordinator.

In 2000, punter Mitch Berger and kicker Gary Anderson both had fabulous seasons. Under Zauner's direction, Anderson nearly had his second perfect season in the last three years. Anderson only missed one field goal on the season and finished the season as the NFL's leader in field goal percentage (22/23, .957). He also surpassed George Blanda (vs. Buffalo 10/22) to become the NFL's all-time leading scorer. Berger finished first in the NFC in punting (44.7) for the second consecutive season. Both Anderson (vs. Buffalo, 10/22) and Berger (vs. Detroit, 11/30) won NFC Special Teams Player of the Week awards and Berger was also named NFC Special Teams Player of the Month for November.

In '99, Zauner instructed punter Mitch Berger to his first Pro Bowl appearance. He became the first punter in the Vikings 39-year history to make the Pro Bowl. The Vikings set a team record for kicks returned for a touchdown in a season with three (kickoffs by Robert Tate and Moe Williams and a punt by Randy Moss). Tate and Moss' returns at Kansas City (12/12) marked the first time in club history that the team had two kick returns for touchdowns in the same game. Berger (12/20) and Williams (12/26) won NFC Special Teams Player of the Week awards, while Berger was also named NFC Special Teams Player of the Month in September. The Vikings led the NFL for weekly opponents drive start on kickoffs (23.5-yard line).

In '98, Zauner guided Anderson to the first perfect season by a kicker in NFL history. He made all 35 of his field goal attempts on the season and 40 in a row dating back to 1997 and converted on all 59 of his extra point attempts. Anderson surpassed the NFL record of 31 straight field goals previously held by former Viking Fuad Reveiz, who was also coached by Zauner. Anderson also set the NFL record for points in a season by a kicker with 164. He was selected to the Pro Bowl for the fourth time in his career and was named to every All-Pro team. Zauner also guided punter/kickoff specialist Berger who led the NFL in touchbacks with 40, which is a NFL record since the kickoff was moved to the 30-yard line in 1993. Berger was named NFC Special Teams Player of the Week twice and was named NFC Special Teams Player of the Month for November. He set Vikings single-game records for punting average (55.8) and net punting average (48.2) vs. Cincinnati (11/15). Return specialist David Palmer returned

the Vikings first kickoff for a touchdown since 1989 with an 88-yarder vs. Baltimore (12/13).

In '97, Zauner guided kickers Greg Davis and Eddie Murray and punter/kickoff specialist Berger. He also oversaw quarterback Randall Cunningham at the punter position in place of the injured Berger for the season's first two games. Cunningham had a 65-yard punt in the season opener at Buffalo (8/31). Murray surpassed the NFL record for consecutive extra points of 234 previously held by Tommie Davis vs. Carolina (10/12). Harold Morrow set a team record for special teams tackles in a season in '97 with 32. Punt returner Palmer finished first in the NFC in punt return average (13.1) for the second time in his career.

In '96, Zauner oversaw kicker Scott Sisson and punter/kickoff specialist Berger, who each were in their first season with the Vikings. Sisson made 22-of-29 field goals, including all four of his attempts in the last two minutes or overtime.

In '95, Zauner guided Fuad Reveiz, who set league records at the time for consecutive field goals (31) and consecutive field goals of 45-or-less yards (39). The Vikings placed a player among the top two in the NFC in punt return average (David Palmer) and kickoff return average (Qadry Ismail) for the first time in the same season in team history in '95. Palmer became the first Minnesota player to lead the league in punt returns with a team season record 13.2-yard average. At Detroit (11/23) he brought back a punt 74 yards for a touchdown, the first score on a punt return by a Vikings player since '87.

In '94, punter Mike Saxon, who Zauner tutored at San Diego State, tied a team season record for punts inside the 20-yard line with 28, which was good for second in the NFC. Reveiz made 34-of-39 (87.2%) field goal attempts and tallied 132 points to earn All-Pro honors and his first trip to the Pro Bowl in '94.

Prior to joining the Vikings, Zauner was a kicking and special teams consultant for many NFL teams and players. Among the Pro Bowl kickers he has advised are John Kasay, Chris Gardocki, Cary Blanchard, Ralf Mojsiejenko, Eddie Murray and David Treadwell. In addition, Zauner worked with All-Pro John Carney, Mike Horan, Jeff Jaeger, Chip Lohmiller and Nick Lowery. Zauner also helped Doug Brien and Pat O'Neil, who earned all-rounder recognition. Others with whom Zauner has consulted are placekickers Kevin Butler, Brad Daluiso, Greg Davis, Lin Elliott, Mick Luckhurst and Steve McLaughlin, and punters Bryan Barker, Maury Buford and Klaus Wilsmeier.

From 1990-91, Zauner guided special teams at Long Beach State, where he was hired by George Allen, the legendary special teams enthusiast who revolutionized the coaching of the kicking units. Prior to joining Long Beach State, Zauner spent three seasons (1987-89) guiding special teams at the University of New Mexico. Zauner also developed current Falcons wide receiver Terance Mathis, who tied a NCAA season record for touchdowns on kickoff returns with three for the Lobos in '89. From 1981-85, Zauner helped turn the special teams at San Diego State into one of the best in the nation. Zauner's first coaching assignment came from 1979-80 at Brigham Young, where he recruited punter/placekicker Lee Johnson, a fifth-round draft choice by Houston in '85.

A four-year letterman in football and baseball at the University of Wisconsin-La Crosse, Zauner went to training camp as a punter/kicker with the Vikings in '73 and the Houston Oilers in '74.

Born in Milwaukee, WI, (11/2/50), Gary Zauner attended Hamilton High School. He earned bachelor's and master's degrees in physical education from Wisconsin-La Crosse.

Zauner's Background

Player: Wisconsin-LaCrosse 1968-72.

Coach: Brigham Young 1979-80, San Diego State 1981-86, New Mexico 1987-88, Long Beach State 1990-91, Minnesota Vikings 1994-present.



2001 MINNESOTA VIKINGS COACHING STAFF

Front Row (L-R): Chuck Knox, Carl Hargrave, Mike Tice, Brian Baker, John Tice, Dean Dalton, Emmitt Thomas.

Back Row (L-R): Daryl Lawrence, Steve Wetzel, Alex Wood, Willie Shaw, Richard Solomon, Dennis Green, Trent Walters, Sherman Lewis, Charlie Baggett, Gary Zauner.

MINNESOTA VIKINGS WHAT TO LOOK FOR IN 2001

● The Vikings making the playoffs for the 9th time in 10 seasons under Head Coach Dennis Green and the 22nd time since the NFL-AFL merger in 1970. Only Dallas, with 22 appearances, has made the postseason more than Minnesota (21) over the past 30 years.

● Look for Dennis Green to get his 100th regular season win as the head coach of the Vikings. Green will begin the season with 92 regular season wins and needs only 8 victories to become only the second Vikings coach with 100 wins. He trails only Hall of Fame coach Bud Grant who ended his career with 158 regular season wins.

● Cris Carter moving closer to Jerry Rice (1,281 receptions) on the NFL's all-time list for pass receptions. Carter moved into 2nd place last season, making his 1,000th catch vs. Detroit (11/30) and finishing the 2000 season with 1,020 career receptions.

● Cris Carter, with eight consecutive seasons of 1,000+ receiving yards in his career is tied for 2nd on the NFL's all-time list along with Steve Largent and Tim Brown. Carter looks to move higher in the record books with his ninth straight 1,000 yard receiving season.

● Cris Carter gaining ground on the NFL's all-time list for touchdown receptions. Carter has 123 career touchdown receptions, trailing only Jerry Rice's 176.

● Randy Moss becoming the first player in NFL history with 1,000+ yards receiving in each of his first four seasons in the League. Moss is currently tied with San Diego's John Jefferson who had over 1,000 yards from 1978-80, his first three seasons in the League.





● Randy Moss moving up on the Vikings all-time touchdown reception list. Moss' 43 TDs is currently 4th on the Vikings list behind Sammy White (50), Anthony Carter (53), and Cris Carter (104).

● Randy Moss moving up on the Vikings all-time list for games with 100+ receiving yards. Moss currently has 19 games with at least 100 receiving yards and trails only Anthony Carter (22) and Cris Carter (39) in team history.

● Gary Anderson adding to his NFL career scoring record. Anderson, currently with 2,058 points, surpassed George Blanda's previous record of 2,002 points, with 11 points vs. Buffalo (10/22). Anderson will also look to extend his NFL postseason record of 141 points.



● Gary Anderson increasing his NFL record for field goals. He currently holds the record with 460 field goals, ahead of Morton Andersen's 439.

● Daunte Culpepper becoming the first Vikings quarterback to have two 30-plus touchdown seasons.

● Daunte Culpepper moving up on the Vikings all-time list for games with at least 300 yards passing in a career. Culpepper is currently in 6th place with 5 games and trails only Randall Cunningham (7), Wade Wilson (7), Fran Tarkenton (9), Warren Moon (10) and Tommy Kramer (17).

● Daunte Culpepper moving up on the Vikings all-time list for touchdown passes in a career. Culpepper is currently in 9th place with 33 touchdown passes and trails only Joe Kapp (37), Rich Gannon (40), Brad Johnson (44), Randall Cunningham (48), Warren Moon (58), Wade Wilson (66), Tommy Kramer (159), and Fran Tarkenton (239).

● Daunte Culpepper moving up on the Vikings all-time list for passing yards in a career. Culpepper is currently in 9th place with 3,937 yards and trails Joe Kapp (4,807), Randall Cunningham (5,680), Rich Gannon (6,228), Brad Johnson (6,463), Warren Moon (10,102), Wade Wilson (12,135), Tommy Kramer (24,775), and Fran Tarkenton (33,098).



● Ed McDaniel moving into 1st place on the Vikings all-time list for sacks by a linebacker. He is currently 2nd with 19.5, trailing Matt Blair with 23.

● Ed McDaniel, who finished the 2000 season with 924 career tackles, can become only the 6th player team history to post 1,000 career defensive tackles, joining Scott Studwell (1,928), Matt Blair (1,404), Jeff Siemon (1,375), Alan Page (1,118) and Tommy Hannon (1,056).

● Ed McDaniel breaking the Vikings record for career tackles-for-loss held by Carl Eller. McDaniel's 77.5 is closing in on the Purple People Eater great's 87.0 for the team record.

● Chris Walsh, 2nd on the Vikings all-time list with 119 career special teams stops, needs only 2 tackles to break Walker Lee Ashley's record of 120 career special teams tackles.

FRANK GILLIAM/VICE PRESIDENT OF PLAYER PERSONNEL



Frank Gilliam has been a big factor in the success of the Vikings' drafts over the past three decades. After being named Vice President of Player Personnel in January, 1994, he has overseen some outstanding drafts. In addition to coordinating the annual college draft, Gilliam oversees both the college and pro scouting departments. He also serves

on the NFL's College Relations Committee.

Seventeen of the players (Chris Hovan, 1st round, 2000; Randy Moss, 1st, '98; Dwayne Rudd, 1st, '97; Derrick Alexander, 1st, '95; Corey Stringer, 1st, '95; Dewayne Washington, 1st, '94; Todd Steussie, 1st, '94; Jim Kleinsasser 2nd, '99; Torrian Gray, 2nd, '97; Orlando Thomas, 2nd, '95; Corey Fuller, 2nd, '95; Stalin Colinet, 3rd, '97; Hunter Goodwin, 3rd, '96; Kenny Wright, 4th, '99; Tyrone Carter, 4th, '00; Tony Williams, 5th, '97; Andrew Jordan, 6th, '94) selected in the seven drafts prior to the 2001 draft became starters as rookies. Seven (Washington, Steussie, Jordan, Stringer, Thomas, Moss and Hovan) of those players earned all-rookie honors.

The success of late-round selections has been a trademark of the team's drafts since Gilliam joined the club as Scouting Director in '71. He was promoted to Director of Player Personnel in '75. Scott Studwell (9th, '77), Joe Senser (6th, '79), Wade Wilson (8th, '81), Steve Jordan (7th, '82), Carl Lee (7th, '83), Steve Bono (6th, '85), Terry Allen (9th, '90), John Randle (FA, '90), Todd Scott (6th, '91), Ed McDaniel (5th, '92), Robert Griffith (FA, '94), Matt Birk (6th,

'98) each were selected to at least one Pro Bowl. Other notable late round selections include Stu Voigt (10th, '70), Brad Johnson (9th, '92), Robert Tate (6th, '97) and Matthew Hatchette (7th, '97). Minnesota also made the playoffs 8-of-the-past-9 seasons despite not having a 1st-round choice from 1989-92.

Prior to coming to Minnesota, Gilliam tutored wide receivers from 1966-70 at Iowa, where he recruited and coached current Vikings head coach Dennis Green. While teaching at Lord Tennyson Elementary/Junior High School in Vancouver from 1962-65, Gilliam coached the North Shore Cougars, a Canadian junior football team.

A seventh-round draft choice by Green Bay in '57, Gilliam spent three seasons with Winnipeg of the Canadian Football League, where he played for former Minnesota head coach Bud Grant and was a teammate of Leo Lewis, Sr., whose son Leo, Jr. is a former Vikings wide receiver and the team's current Player Relations Director. The Blue Bombers played in the Grey Cup game in '57 and won the league championship in '58 and '59. Gilliam played for Vancouver of the CFL from 1960-61.

Named as a defensive end on the University of Iowa's all-time team, Gilliam helped the Hawkeyes to the Big Ten title in '56, when he earned All-Big Ten and second-team All-America honors. In the ensuing Rose Bowl, the school's first bowl game, Iowa beat Oregon State, 35-19, to finish third in the nation. During that '56 season, the Hawkeyes' defense held opponents to 8.4 points per game, the lowest ever at the school, and 229.8 yards per game, third fewest in Iowa's history. Gilliam, who played in the '57 Hula Bowl, was also a member of the '53 Iowa squad that ended the year ranked ninth in the country. He led the Hawkeyes in receiving in '53 and '54.

Gilliam (1/7/34) attended Steubenville, OH, High School. His nephew is the late Joe Gilliam, Jr., who played quarterback for the Pittsburgh Steelers from 1972-75. He and wife Velma have three children, Frank, Jr.; Gayle; and Michelle. Gilliam has a granddaughter, Ariel, and a grandson, Frank, III.

PAUL WIGGIN/COORDINATOR OF PRO SCOUTING



In over four decades as a player, coach and administrator in the National Football League, Paul Wiggin has been a part of many teams that have finished among the league's best. Wiggin is responsible for advance scouting of opponents and assisting in league-wide player evaluations.

During his 16 years with Minnesota, the team has won five NFC

Central titles and qualified for the playoffs 11 times, including 8-of-the-past-9 seasons. Wiggin originally joined the Vikings in '85 as defensive line coach, a position he held for seven seasons. During that stint, Minnesota led the league in total defense twice ('88 and '89). In '87 the Vikings advanced to the NFC Championship Game before losing 17-10 to the eventual Super Bowl Champion Washington Redskins. In '89, the Vikings posted 71 sacks, the second most in a season in NFL history. Defensive end Chris Doleman set a league season record with 21 sacks, while defensive tackle Keith Millard added 18 sacks — the third most in a season in NFL history. In addition to Doleman and Millard, Wiggin also helped develop Pro

Bowl defensive tackles Henry Thomas and John Randle.

Wiggin came to Minnesota after working with the highly-successful Los Angeles Olympic Organizing Committee in '84. From 1980-83, Wiggin was the head coach at Stanford University, where he oversaw future NFL first-round draft choices John Elway, Darrin Nelson and Brian Holloway. In Wiggin's first season with the Cardinal, his offensive coordinator was current Vikings head coach Dennis Green.

In 1978-79, Wiggin was the defensive coordinator for the New Orleans Saints. After not winning more than five games in any of their previous 11 seasons, the Saints posted seven victories in '78 and eight in '79.

His first head coaching opportunity came at the helm of the Kansas City Chiefs from 1975-77. Wiggin's first NFL win came in a 42-10 victory over Oakland who went on to capture the AFC West title in '75. The Chiefs won three straight and five-of-their-next seven games, including a 34-31 upset of that year's NFC Champion Dallas Cowboys on Monday Night Football at Texas Stadium.

Immediately after retiring from his playing career in '68, Wiggin became the defensive line coach in San Francisco. Despite inheriting a 49ers squad that hadn't been to the playoffs since '57, Wiggin was part of a staff that guided San Francisco to three straight division titles from 1970-72 and the NFC Championship Game in '70 and '71. During his stint there, Wiggin tutored the top two sackers (Cedrick Hardman and Tommy Hart) in 49ers history. Hardman also set a team season record for sacks with 18 in '71. In '74 Wiggin was promoted to defensive coordinator for San Francisco.

In 11 seasons (1957-67) as a defensive end with the Cleveland Browns, Wiggin never missed a game, playing in 146 straight regular-season games, which stood as a team record when he retired. His 18 career fumble recoveries still rank as the second most in Browns history. During his tenure there, Cleveland played in three NFL title games, including a 27-0 win over Baltimore in '64. He started in the Pro Bowl in '65 and '67. In addition, Wiggin was named the team's Outstanding Defensive Player in '63, the Browns' Player of the Year in '66 and the Cleveland Pro Athlete of the Year in '67. Most recently, Wiggin was named by *Sports Illustrated's* Dr. Z to the Cleveland Browns' all-time team.

The Browns drafted Wiggin as a future pick in the sixth round in '56. As a three-year starter at tackle for Stanford, Wiggin earned first-team All-PAC 10 and first-team All-America honors in both '55 and '56. Wiggin was named the Stanford Defensive Player of the Century in fan balloting. He also played rugby for the Cardinal.

A native of Modesto, CA (11/18/34), Paul David Wiggin competed in four sports and was the Most Outstanding

CARDINAL CONNECTIONS

Only four defensive linemen in the storied history of Stanford University football have earned 1st-Team All-Pac 10 honors in consecutive seasons. Three of the players are Paul Wiggin (1955-56), Kailee Wong (1996-97) and Willie Howard (1999-2000).

Athlete at Manteca, CA, Union High School in '52. He also set league records in the shot put as a prepster. Wiggin earned his bachelor's degree from Stanford in '56 and his master's in education from Stanford in '59. During his off-seasons as a player, he taught high school and college classes, and coached defensive tackles at spring practice for Stanford. He and wife Carolyn have three children — Kimberly (3/22/61), Krystyn (6/6/63) and Kellie (7/4/67) — and six grandchildren.

CONRAD CARDANO/REGIONAL SCOUT



After working as an assistant coach with several highly-successful collegiate programs, Conrad Cardano brought some of that winning magic to the Vikings when he joined the organization in 1987. He currently is a Regional Scout looking at prospects in the Southeast and Northeast regions of the country.

Since joining Minnesota, Cardano has helped build a team that has made the playoffs 11 times, including NFC Central titles in '89, '92, '94, '98 and '00. The team has been involved in three NFC Championship Games during his tenure with the organization.

Prior to joining the Vikings, Cardano worked three years (1984-86) for the Blesto scouting combine. From 1981-83 he coached receivers, tight ends and quarterbacks in the passing game at Eastern Kentucky, which won the Ohio Valley Conference title each of his three seasons there. The

Colonels captured the NCAA Division I-AA championship in '82, when they went 13-0, garnering the most wins in a season in school history. Eastern Kentucky also set a school mark for consecutive wins (18) from '82-83. Cardano joined Eastern Kentucky after two seasons (1979-80) overseeing wide receivers at Marshall.

His first collegiate coaching job came as offensive coordinator at Catholic University from 1975-78. In Cardano's first year there, the Cardinals posted their most wins (8) since '39. He also helped the school to a combined 26-10 record and four straight winning seasons for the first time since 1937-40. Cardano tutored two All-America quarterbacks with the Cardinals.

While playing quarterback for the Hagarstown Bears of the Seaboard Pro League from 1972-74, Cardano coached at Tuscola High School in Waynesville, NC and Dover-Sherborn High School in Dover, MA. He played quarterback at Western Carolina from 1967-71.

Born in Washington, DC (8/18/48), Cardano attended Bladensburg, MD, High School. He earned his bachelor's degree in health and physical education at Western Carolina. In 1980 Cardano received his master's in education administration and supervision from Bowie, MD, State University. His wife's name is Gloria. Cardano has two sons — Christopher (8/7/83) and Anthony (7/31/88).

JOHN FITZPATRICK/REGIONAL SCOUT



John Fitzpatrick joined the Vikings as an Area Scout in 1993 after he spent seven seasons (1986-92) working with the National Scouting Combine. In his eight years with Minnesota, the team has made the playoffs seven times, including NFC Central titles in '94, '98 and '00 and trips to the NFC Championship game in '98 and '00. Fitzpatrick became a Regional Scout in 1999.

In '85 Fitzpatrick was a graduate assistant coach working with the offensive line at Arizona State. That year the Sun Devils posted an 8-3 record to earn a trip to play Arkansas in the Holiday Bowl. Three starters — Randall McDaniel, Todd Kalis, Danny Villa — on Arizona State's offensive line that year were drafted by the NFL.

Signed as a free agent by Dallas in '84, Fitzpatrick suffered a knee injury in preseason and spent his rookie year on the Cowboys' injured reserve list. Fitzpatrick played guard for two seasons (1982-83) at Purdue, where he blocked for running back Mel Gray, a future All-Pro return man in the NFL, and quarterback Scott Campbell, the Boilermakers' second all-time leading passer at the time. Prior to transferring to Purdue, Fitzpatrick set a Western Athletic Conference record for weightlifting at Wyoming.

Born in Chicago, IL, John W. Fitzpatrick (6/6/61) attended Greencastle, IN, High School. He earned his degree in criminal law from Purdue. John and his wife, Liz, reside in Fischer, TX.

CHARLES GARCIA/REGIONAL SCOUT



Personnel Organization), the scouting organization is now under the name National. From 1975-77 Garcia was in on the

Entering his second season with the Vikings in 2000, Charles Garcia brings a wealth of experience in pro football to the Vikings scouting corps. Garcia's responsibilities include scouting the Southwest region of the United States.

Garcia has spent 27 years in the football business, starting in 1972 as a regional scout with CEPO (Central and Eastern

ground floor with the Seattle Seahawk franchise in their first NFL season as the team's Midwest Scout before moving on to the Cleveland Browns from 1978-82. For one season Garcia served as Assistant General Manager for the USFL's Washington Federals.

From 1983-94 Garcia worked with the New England Patriots, part of the team that won the 1985 AFC Championship and faced the Chicago Bears in Super Bowl XX. Garcia was most recently with NFC Central Division rival Chicago from 1995-98.

Garcia (born 6/23/35) is a 1957 graduate of Prairie View A&M where he played end for the Panthers. Following stints in high school athletics in Texas and time in the Army, Garcia was a college football coach at Bishop College and Jackson State University. He served as defensive coordinator at Bishop for four seasons.

Garcia and wife, Shirley, have five children, Rodney, Carlton, Tony, Terri and Tonya as well as three grandchildren, Matthew, Wesley and Carl. Garcia resides in Desoto, TX.

ROGER JACKSON/REGIONAL SCOUT



In 16 seasons as either a player or scout in the National Football League, Roger Jackson has been associated with teams that have made the playoffs 11 times, including six division winners, made five trips to the AFC or NFC Championship Games and one Super Bowl appearance.

Jackson joined the Vikings in 1994 after two years (1992-93) as a scout with Kansas

City. The Chiefs went 10-6 both seasons and won the division title in '93 before losing in the AFC Championship Game. In 1990-91 Jackson scouted for Denver, who won the AFC West crown with a 12-4 record in '91 and advanced to the conference championship game.

As defensive backs coach at Howard University in '89, Jackson groomed Sean Vanhorne, a sixth-round draft choice by Miami in '90 who played in the NFL for five seasons, including 1996 with the Vikings.

Signed as a rookie free agent by Denver in '82, Jackson played 53 games over five seasons with the Broncos. In '83 he started three games and recorded 56 tackles, an interception and a sack to help Denver to its first playoff appearance since '79. In '84 he played for Denver's AFC West title team. Although he wasn't with the squad during the playoffs, Jackson played for the '87 Broncos who advanced to Super Bowl XXII.

A four-year letterman as a defensive back and return man at Bethune-Cookman, Jackson served as a team captain his senior year with the Wildcats. He also earned two letters in track as a long jumper in college.

Roger Jackson is a native of Macon, GA (2/28/59), where he lettered three times in football and track and once in basketball at Central High School. He earned his degree in physical education from Bethune-Cookman. Roger has a daughter, Andrika (10/21/77).

SILAS MCKINNE/REGIONAL SCOUT



Silas McKinnie enters his third season with the Vikings after spending 20 seasons as a college basketball coach. McKinnie is a regional scout with the Vikings where his main emphasis is the middle of the country.

McKinnie most recently coached basketball at the University of Miami (1994-96). He arrived at Miami after serving one season at the University of

Tennessee (1993-94). Prior to his appointment at Tennessee, McKinnie had assistant coaching jobs at San Diego State (1992-93), Minnesota (1988-92), South Alabama (1984-87), Alabama (1982-84) Rice (1981-82) and Kentucky State (1977-80). He was the head coach at

Kentucky State from 1980-81. McKinnie was also the Assistant Athletic Director at South Alabama for the 1986-87 season. At Minnesota and Alabama McKinnie was part of staffs that led teams to the NCAA Tournament. In 1990 Minnesota advanced to the regional finals, achieving the school's best finish in the tournament at the time. McKinnie was also responsible for recruiting most of the players that helped the Gophers win the 1993 NIT Championship.

McKinnie also played an instrumental role in the development of current NBA players Derrick McKey (Indiana Pacers) and Voshon Lenard (Miami Heat) and former NBA players Walter Bond (Utah Jazz), Willie Burton (Miami Heat and Philadelphia 76ers) and Bob Martin (LA Clippers).

McKinnie spent 1996-99 as the Director of Sales and Customer Relations for Active Transportation in Detroit.

McKinnie played football at the University of Iowa from 1965-67, where he was coached by current Vikings Vice President of Player Personnel Frank Gilliam and a teammate of Dennis Green and Richard Solomon. McKinnie earned All-Big 10 honors as a running back and graduated in 1968 with a B.A. in speech and dramatic arts. Following graduation, McKinnie played five seasons of professional football with

the Saskatchewan Rough Riders of the Canadian Football League (1968-71, '73). He signed with the St. Louis Cardinals in 1972, but played the season with the Atlanta Falcons and the Kansas City Chiefs.

Born Silas Anthony McKinnie (1/24/46) in Detroit, MI. He attended Robichaud High School in Dearborn, MI, where he earned all-state honors in both football and basketball. He has a daughter, Ixchel, and a son, Lance.

JERRY REICHOW/NATIONAL SCOUT



Jerry Reichow has been a big part of the Vikings organization, consistently fielding playoff teams over the past three decades. After playing four seasons with the Vikings (1961-64), Reichow was named the team's Director of Player Personnel in 1966. He was the Director of Football Operations in '75 and became Assistant General Manager, National Scouting

in '92. Reichow is currently a National Scout looking at prospects throughout the country.

During his off-the-field tenure with the Vikings, Reichow's main contributions have come in the college draft. Not only has Minnesota done well with its early choices, but the team has had great success in finding top players with its late-round selections. Among those selections are Bobby Bryant (7th round, 1967), Scott Studwell (9th, '77), Joe Senser (6th, '79), Wade Wilson (8th, '81), Steve Jordan (7th, '82), Carl Lee (7th, '83), Steve Bono (6th, '85), Terry Allen (9th, '90), John Randle (FA, '90), Todd Scott (6th, '91), Ed McDaniel (5th, '92) and Matt Birk (6th, '98) who each have been selected to at least one Pro Bowl. Other notable late round selections include Stu Voigt (10th, '70), Brad Johnson (9th, '92), Robert Tate (6th, '97) and Matthew Hatchette (7th, '97). Since '94 seven Minnesota players have made the NFL's all-rookie team.

Reichow originally was acquired by Minnesota in '61 from Washington for a seventh-round draft choice. His best year came in his initial campaign with the Vikings when he caught 50 passes for 859 yards and 11 touchdowns to become one

of Minnesota's first two Pro Bowl selections. Reichow finished 12th in the NFL in catches and tied for fourth in the league in scoring receptions in '61. The 11 touchdown catches stood as the team's season record until Cris Carter surpassed it in '95. Reichow also led the Vikings in scoring in '61. Against Chicago on Dec. 17, 1961, Reichow became the first Minnesota player to catch three touchdown passes in a game. He also led the Vikings in catches in '62 despite missing two games. In '63 he caught a career-long 57-yard scoring toss from Fran Tarkenton against the Rams (10/20). In four seasons as a wide receiver and tight end with Minnesota, Reichow caught 144 passes for 2,183 yards and 19 touchdowns, all of which were team career records when he retired.

Drafted by Detroit in the fourth round in '56, Reichow played quarterback, tight end and receiver during his four seasons with the Lions. He helped the Lions capture the NFL title in '57. In '60 he was traded to Philadelphia, where he was a teammate of Norm Van Brocklin on the Eagles' squad that won the league championship. The next year he was dealt to Washington who immediately sent him to Minnesota, where Van Brocklin had just been named head coach.

As a senior at Iowa, Reichow finished 7th in the nation in total offense with 1,091 yards. In '55 he was named the team's most valuable player, played in the Senior Bowl and earned most valuable player honors at the East-West Shrine Game. He finished his collegiate career with a then-school record 2,177 yards in total offense. In '54 and '55, he led the Hawkeyes in both passing and interceptions. In '53 he was part of an Iowa team that was ranked ninth in the nation. Reichow was a teammate of current Vikings Vice President of Player Personnel Frank Gilliam at Iowa.

Garet Neal Reichow was born in Decorah, IA (5/19/34) and attended Decorah High School. He was a member of the University of Iowa basketball team that progressed to the Final Four in '55. Jerry and wife Carolyn have three children, Alan (9/22/52), Lori (10/10/56) and Jimmie (11/1/69).

JEFF ROBINSON/COORDINATOR OF PRO PERSONNEL



Jeff Robinson will take on a new role as he enters his 12th season with the Minnesota Vikings, serving his first season as the team's Coordinator of Pro Personnel after spending five seasons (1996-2000) as the team's Pro Personnel Scout. Robinson will assist Director of Pro Personnel Richard Solomon as well as Coordinator of Pro Scouting Paul Wiggin

with league-wide player evaluation and advance scouting of opponents.

After joining the Vikings as a public relations intern in 1990, Robinson worked two seasons (1991-92) as a public relations assistant and three years (1993-95) as Operations Assistant. He was named to his current post in June, 1996. Since joining the player personnel department, the Vikings have made the playoffs the last five seasons, won the NFC

Central title in '98 and '00, advanced to the NFC Championship game in '98 and '00 and amassed a 54-26 (.675) record.

In 1989-90 Robinson was an assistant coach at North High School in Minneapolis. He also played a part of the '89 season with the Toronto Argonauts of the Canadian Football League.

A three-year starter at cornerback at Northwestern, Robinson served as a team captain and was selected honorable-mention All-Big Ten as a senior in 1988. In the Wildcats' 28-10 win over Illinois (11/21) in '87, he returned an interception 73 yards for a touchdown, which at the time was the seventh longest interception return in school history and the longest interception return by a Northwestern player since '63. As a starter in all 11 games at right cornerback as a sophomore, Robinson helped the Wildcats post their best record (4-7) since 1973. Northwestern also tied a school record for takeaways with 31 in '86. He was recruited by and played as a freshman for current Vikings Head Coach Dennis Green, Northwestern's head coach from 1981-85, and current Vikings running backs coach Carl Hargrave, who was on Green's coaching staff at Northwestern.

A native of Minneapolis, MN (4/16/67), Jeffrey Randall Robinson was an honorable-mention All-America and a two-time All-Minneapolis Conference selection at North High

School. He also was a two-time all-state pick in track and an all-city choice in basketball. A member of the National Honor Society in high school, Robinson was recognized by the Minneapolis Public School Athletic Department in '88.

Named one of the Outstanding College Students of America, Robinson earned a degree in organizational studies/business management at Northwestern. Since '91 he

has served on the board of directors of the North Community YMCA. In 1995 and 1996 he hosted a college prep basketball camp for the top 30 varsity players in the Twin Cities and in 2001 hosted a football camp for inner-city camps at Minneapolis North High. He and wife Cassandra and have two daughters, Jassandra (11/5/97) and Jaila (11/29/00) and live in Shakopee, MN.

SCOTT STUDWELL/PLAYER PERSONNEL COORDINATOR



After establishing himself as one of the top players in team history during his 14 seasons (1977-90) at linebacker for the Minnesota Vikings, Scott Studwell enters his ninth year as the team's Player Personnel Coordinator. He retired from his playing career after the 1990 season and spent a year as the Vikings Assistant to the President/Player Relations before being named to his current post in '92.

Studwell has been a part of successful drafts that have included Robert Smith (1st round, '93), Todd Steussie (1st, '94), David Palmer (2nd, '94), Korey Stringer (1st, '95), Orlando Thomas (2nd, '95), Dwayne Rudd (1st, '97), Robert Tate (6th, '97), Matthew Hatchette (7th, '97), Randy Moss (1st, '98), Matt Birk (6th, '98), Daunte Culpepper (1st, '99), Jim Kleinsasser (2nd, '99) and Chris Hovan (1st, '00).

A member of the Vikings' 25th and 40th Anniversary All-Time Teams, Studwell holds team records for tackles in a career (1,981), season (230 in '81) and game (24 vs. Detroit in '85), as well as solo tackles in a career (1,308). No other player in Vikings history has over 1,500 career tackles. In addition, Studwell is one of only five Minnesota players to participate in over 200 games during his career. He also played

in 12 playoffs contests, including NFC Championship Games following the '77 and '87 seasons. In '87 and '88 Studwell was voted to the Pro Bowl. In '89 he was second-team All-NFC by United Press International. He also was Minnesota's recipient of the Ed Block Memorial Courage Award in '87. After earning the starting middle linebacker job in '80, Studwell led the Vikings in tackles the next six seasons. He also was the team's leading tackler in '88 and '89. Studwell, who tied for the team lead in fumbles recovered three times ('82, '86, '88), finished his NFL career with 15 fumble recoveries and 11 interceptions.

Drafted by Minnesota in the 9th round from Illinois in '77, Studwell finished his collegiate career as the school's second all-time tackler (342) behind Dick Butkus (374). In '76 Studwell recorded 177 tackles to surpass Illinois' season record, formerly held by Butkus. As a senior Studwell recorded 23 tackles against Purdue to tie the school's single-game record.

In '90 Studwell was named to Illinois' All-Century Team, joining Butkus and Ray Nitschke as the linebackers on that squad. Studwell earned 2nd-team All-America and 1st-team All-Big Ten honors in '76, and 2nd-team all-conference mention in '75. Studwell also was the team's co-captain and co-MVP in '76, when he played in the Hula Bowl, East-West Shrine Game and Japan Bowl.

A native of Evansville, IN (8/27/54), John Scott Studwell starred at Evansville High School. This past March Studwell was elected into the Indiana Football Hall of Fame. He majored in commerce at Illinois. During his playing career, he sat on the Board of Directors of the Boys and Girls Clubs of Minneapolis. Scott and wife Jenny have two daughters, Jessie (2/27/86) and Samantha (9/17/87), and a son Jack (2/20/95).

CHUCK BARTA/HEAD ATHLETIC TRAINER



In his 14th season with the Minnesota Vikings, Chuck Barta enters his third season as the team's Head Athletic Trainer. Spending four seasons as an assistant athletic trainer during Minnesota Vikings training camps prepared Barta to become the team's full-time assistant athletic trainer in 1988.

Barta worked for two years in local high schools as an athletic

trainer in an outreach program sponsored by the Institute of Athletic Medicine in Eden Prairie. From 1988-89 he served as an athletic trainer for the Minnesota Junior Olympics annual track and field meet and was interim athletic trainer for the University of Minnesota football team in 1989. A native of Columbia Heights, MN, Barta was vice president of the Minnesota Athletic Trainers Association from 1990-92. He enjoys playing racquetball, woodworking and completing home improvement projects. Barta, his wife Chris, son Brandon and daughter Mackenzie reside in Maple Grove, MN.



The Vikings medical staff is one of the NFL's most experienced and in 1996 was recognized as the NFL Athletic Training Staff of the Year.

STEVE FLYE/DIRECTOR OF INFORMATION TECHNOLOGY



Steve Flye enters his first season with the Minnesota Vikings in 2001 as the Director of Information Technology. He will be responsible for managing databases and developing research reports for the coaching staff, player personnel and management. His main duties will include developing reports to scout the tendencies of the Vikings and their opponents.

Flye earned a bachelor's degree in business management from Park College (Parkville, MO) in 1991. He then went

on to work as an electronic switching and systems specialist at the Foreign Technology Division of the United States Air Force in Dayton, OH. In 1994, Flye began working as an information analyst/consultant at Electronic Data Systems (EDS) in Southfield, MI. While with EDS, he worked on the successful redesign and launch of the GM Goodwrench and AC Delco websites. Flye's team at EDS, Global Interactive Solutions, launched the GM Buypower website. This site was one of the first to enable the purchase and selling of vehicles online. In 1998, GM Buypower won the Gomez Award for excellent e-commerce customer experience. He was also responsible for publishing new stories from around the world on the GM Media website.

Born on Plattsburgh Air Force Base, NY, Flye grew up in Rantoul, IL. He served in the Air Force for six years before entering the corporate world in 1994. Steve and his wife Alesia reside in Eden Prairie.

REVEREND KEITH JOHNSON/TEAM CHAPLAIN



Reverend Keith Johnson has been a part of the Minnesota Vikings family since the 1994 season and served as a pastor at Park Avenue Church in south Minneapolis for seven years. Johnson transitioned into full-time work in the ministry of CAUSE (Christian Athletes United for Spiritual Empowerment) and with the Vikings in 1998.

Through partnerships with the Vikings' community relations and player programs initiatives, Johnson is able to provide a positive spiri-

tual environment for Vikings players, coaches, staff members and their families.

Among his regular responsibilities, Johnson leads the Vikings fellowship services which includes weekly bible studies, chapel services and family fellowship opportunities.

As a result of his involvement with the Vikings he has been able to partner with players and coaches around the League who want to make a positive impact in their communities and on their teams through the CAUSE ministry. Since Johnson's involvement with the Vikings a number of players have taken leadership roles to bring the positive experience to their current teams and communities.

A native of Minneapolis (9/30/60) and a graduate of Minneapolis South High School, Keith and his wife Andrea have three sons, Taylor, Kyle and Andrew and live in Burnsville. Pastor Johnson has a bachelor's degree in social work from the University of Minnesota and a Master's of Divinity from Trinity Seminary in Chicago.

KIRSTEN LINDBERG/COACHES' SECRETARY



A mainstay in the Minnesota Vikings coaching department since 1986, Kirsten Lindberg enters her 24th season with the team in 2001 and her 14th season as Coaches Secretary. As the secretary for Head Coach and Vice President of Football Operations Dennis Green, Lindberg handles his correspondence, scheduling and

speaking appearance requests. She also helps the 16 Vikings assistant coaches with daily administrative tasks.

Lindberg held positions in the Vikings ticket office, public relations department and player personnel department before becoming the coaches secretary 14 years ago.

Born in Minneapolis, Lindberg also lived in Fargo, ND and Spokane, WA. She graduated from Shadle Park High School in Spokane and attended Washington State University. Upon her return to Minneapolis in 1976, Lindberg worked as a bank teller and bank teller trainer at Twin City Federal and was a phone company service representative for Northwestern Bell.

Lindberg currently resides in Minneapolis. Her interests include gardening, garage-saleing, yoga, walking and church activities.

SID PILLAI/COACHES' ADMINISTRATIVE ASSISTANT



Sid Pillai enters his second season with the Vikings in 2001 as an administrative assistant to Head Coach and Vice President of Football Operations Dennis Green and the coaching staff. His responsibilities include various football projects including working with DennisGreen.com. Pillai is the coordinator of the Green Academic Team, a program recognizing outstanding high school

students in the Twin Cities area. He also serves an active role

in Coach Green and Rev. Keith Johnson's Community Advocate Bakers, a group of community advocates raising awareness and seeking solutions to critical issues in urban Minneapolis and St. Paul.

Prior to joining the Vikings, Pillai spent two years as an Americorps volunteer, the first year in the National Civilian Community Corps in Denver, CO and the second year in North Carolina with Habitat For Humanity or Moore County. Americorps is a national community service organization, a domestic version of the Peace Corps.

A native of Long Island, NY, Pillai (6/2/75) is the eldest of six children. He graduated from the University of Pennsylvania in 1997 with a bachelor's degree in mathematics, where he played for and managed the Quakers baseball team. Pillai, who resides in Plymouth, continues to be active in community service, volunteering with Twin Cities Habitat for Humanity.

DENNIS RYAN/EQUIPMENT MANAGER



One of the veteran equipment managers in the NFL, Dennis Ryan enters his 26th season of service with the Vikings. A lifetime resident of St. Paul, Ryan joined the Vikings in 1976 as an assistant to Jim "Stubby" Eason, who spent 20 years as the Vikings Equipment Manager. Ryan was elevated to Equipment Manager in June 1981.

At 21 years old, Ryan became the youngest equipment manager in the NFL. He is only the second person in Vikings history to hold the title of Equipment Manager.

In 1984 Ryan designed the first eye shield to be worn by a player in an NFL game, creating a shield to protect defensive tackle Mark Mullaney who had suffered an eye injury in a previous game. In March 1995 Ryan received the Whitney Zimmerman Award, recognizing the NFL's Equipment Manager of the Year.

Ryan has attended the University of Minnesota (1978-79) and University of St. Thomas (1980-81). He and wife Laura, have three children, Ben, Maureen and Annie, and reside in St. Paul.

FRED ZAMBERLETTI/COORDINATOR OF MEDICAL SERVICES



Fred Zamberletti enters his third season as the Vikings' Coordinator of Medical Services in 2001 with a remarkable streak intact—Zamberletti has not missed a game in the 40-year history of the Vikings, working 828 consecutive contests. In fact, Zamberletti has not missed a day of work as he heads into his 41st season with the team.

Aside from the numerous awards he has earned during his career, Zamberletti has earned the respect and trust of everyone associated with the Vikings. In his time with the team Zamberletti has been a friend, brother, father figure and mentor to countless players, coaches and co-workers. When the team held Fred Zamberletti Day on December 20, 1998 before kickoff of the Vikings-Jacksonville Jaguars game, over 100 Vikings alumni turned out to celebrate with him.

A successful entrepreneur and a man of deep religious beliefs, the 69-year-old Zamberletti was a 1st Lieutenant in the U.S. Infantry. Following his graduation from the University of Iowa he served as chief physical therapist at Hibbing General Hospital in 1959 and head athletic trainer at the University of Toledo in 1960 before joining the Vikings at the team's inception in 1961.

A native of Melcher, IA, Zamberletti was inducted into the Minnesota Athletic Trainers Hall of Fame and was chosen Professional Athletic Trainer of the Year in 1986 by the Drackett Company of Cincinnati. Zamberletti and then-assistant trainer Chuck Barta earned the 1996 NFL Athletic Training Staff of the Year award. In 1999 he earned the Cain Fain Award at the NFL Physicians Sports Sciences Symposium and is an Honorary Fellow of the Minneapolis Sports Medicine Center.

Recognized by the Governor as an Honorary Ambassador of the State of Minnesota, Zamberletti has also received Minneapolis' Honorary Citizen Award. The PFATS' senior member enjoys walking, bocci ball and cribbage. He and his wife, Geri, have four children and reside in Bloomington, MN.



Fred Zamberletti has been on the sideline for every game in the 40-year history of the Vikings franchise.

VIKINGS MEDIA POLICY

Interview Requests: All interview requests for Minnesota Vikings players, coaches executives or staff members should be directed to the Public Relations Department. Interviews to be conducted by phone must be arranged at least two days in advance and will be subject to availability. Head Coach Dennis Green will hold a press conference the day following games at Winter Park and will make a weekly conference call each Wednesday to speak with the opposing team's assembled media.

Open Locker Room Period: The Vikings' locker room is open for accredited media each Wednesday and Thursday from 11:45 a.m.-12:45 p.m. Vikings players will also be available to the media following workouts on Wednesday, Thursday and Friday with the assistance of Public Relations staffers of the Vikings. Players and coaches are not available for interviews on Tuesdays, the day before a game or game day until after the game.



Practice Regulations: The Vikings practices at Winter Park on Wednesday and Thursday are open for the first half-hour, 2-2:30 p.m., to accredited media. Practices are open for filming only on Wednesday from 2-2:30 p.m. Friday practices are open for the first half-hour as well, 11:30 a.m.-noon.

Game Credentials: Credential requests are honored for accredited media on specific assignments and must be made through the Vikings' Public Relations Department. Credentials will not be issued to writers or photographers working on a free-lance basis unless the request is made by a recognized publication or news organization. Season-long credentials are issued in July; game-by-game credentials must be requested at least one week prior to each home game. All credential requests must be submitted in writing to Bob Hagan, Public Relations Director, 9520 Viking Drive, Eden Prairie, MN 55344 or by fax, (952) 828-6540.

Press Releases: The Vikings' weekly press release may be obtained in the team's press room at Winter Park or on the internet at www.vikings.com. The team's weekly injury report, which is first released on Wednesday and updated on Thursday, can be found in the same locations.



players



1

GARY ANDERSON/KICKER

HT. 5-11

WT. 193

DOB 7-16-59

COLLEGE: SYRACUSE

ACQUIRED: FA FOR '98

NFL: 20th YEAR

VIKINGS: 4th YEAR



GAMES (reg. season, playoffs) 1982 (9,1-Pitt.), 1983 (16,1-Pitt.), 1984 (16,2-Pitt.), 1985 (16-Pitt.), 1986 (16-Pitt.), 1987 (12-Pitt.), 1988 (16-Pitt.), 1989 (16,2-Pitt.), 1990 (16-Pitt.), 1991 (16-Pitt.), 1992 (16,1-Pitt.), 1993 (16,1-Pitt.), 1994 (16,2-Pitt.), 1995 (16,2-Phil.), 1996 (16,1-Phil.), 1997 (16,2-S.F.), 1998 (16,2), 1999 (16,2), 2000 (16,2). **Total** 293,21 (Minn.-48,6).

PRO Broke the NFL's all-time scoring record with a 21-yard field goal vs. Buffalo (10/22/00), snapping the legendary George Blanda's record...Currently has 2,059 career points...Became the first NFL player to go an entire season without missing a kick by hitting 35-of-35 field goals and 59-of-59 extra points during the 1998 season...Set NFL record for consecutive field goals made with 40 (35 in 1998, 5 in 1997), breaking team and league record of 31 consecutive set by former Viking Fuad Revez...Set NFL record for scoring by a kicker with 164 points in 1998, breaking the old record of 161 set by Washington's Mark Mosely in 1983...Holds NFL record for field goals made with 461...Holds NFL record for career postseason scoring with 143 points...His 293 regular-season games played is the most of any active player in the NFL, one more than Morten Andersen...Has played in 312 NFL games, including playoffs...Holds NFL record for post-season field goals made with 28 in his career, breaking record of 22 held by Blanda...Teams he has played on have been successful, 81-31 over the past seven seasons...Four-time **Pro Bowl** selection (1983, '85, '93, '98) and three-time AFC scoring champion (1983-85)...Has compiled Hall of Fame numbers despite playing in bad weather cities for much of his career...Spent 13 seasons with Pittsburgh (1982-94) before playing two years with Philadelphia (1995-96) and a year with San Francisco (1997)...Has scored 100 or more points 12 times, including nine of the past 10 seasons...Has a career field goal percentage of .797 (461 for 578) entering 2001, including .898 (290 for 323) from inside 40 yards...Career PAT percentage is .993 (676 for 681)...Has a streak of 235 straight extra points entering the 2001 season...Converted 202 consecutive PATs from 1983-88, the 3rd longest streak in NFL history at the time...Has held 20 Pittsburgh records, including three current Steelers postseason marks: field goals made in a game (4), longest field goal (50) and consecutive field goals made (13)...Became the first player to win three consecutive AFC scoring titles since Gino Cappelletti (1963-66)...**2000** Had the 2nd-highest kicking percentage of his career, .985 (67-of-68), of his career...Had season-long field goals of 49

yards vs. Miami (9/10) and at Dallas (11/23)...Scored a season-high 12 points vs. Chicago (9/3) and vs. Tampa Bay (10/9)...His lone miss of the season was a blocked 51-yarder vs. Tampa Bay (10/9)...Named the **NFC Special Teams Player of the Week** for his effort vs. Buffalo (10/22) when he scored 11 points, hitting all 3 field goals from 38, 20 and 21 yards and passed George Blanda to break the NFL's all-time scoring mark...**1999** Made 19 of 30 field goal attempts, including 15 of 19 from inside the 40...Connected on his 2 longest field goals of the season late as he made a 47-yarder vs. Dallas (1/9/00) in the Wild Card Playoffs and a 44-yarder vs. Detroit (1/2/00) in the regular-season finale...Went 2-for-2 in field goals and 3-for-3 in extra points in Wild Card Playoff game vs. Dallas (1/9/00)...Made a 38-yard field goal in overtime to give Vikings a 27-24 win at Chicago (11/14)...Hit 23-yard field goal with :01 remaining at Denver (10/31) to give Vikings a 23-20 win...Made 5-of-5 field goals and scored season-high 16 points vs. Chicago (10/10)...**1998** Earned berth in **Pro Bowl** for the 4th time, the first Viking kicker to play in the game since Fuad Revez in 1994...Named **NFC Special Teams Player of the Month** for December...Was named **NFC Special Teams Player of the Week** twice, vs. Detroit (9/20) and vs. Jacksonville (12/20)...Named **All-Pro** by Associated Press, Sports Illustrated, College & Pro Football Weekly, The Sporting News, Football Digest and USA Today...Named to Pro Football Weekly's **All-NFC** and **All-NFL** teams...**All-Madden** Team selection...Honored as the **NFL Alumni Special Teams Player of the Year**...Chosen as the Pro Football Writers of America's **Golden Toe Award** winner...Tied for the NFL lead with 14 field goals from 40-plus yards...His team and NFL-record breaking 32nd consecutive field goal was a 24-yarder at Baltimore (12/13) on a day when he tied his career-high with 6 field goals in a game...Tied for the 2nd-longest field goal in team history with a 53-yarder vs. Jacksonville (12/20)...Became only the 8th Viking to score 100 points in a season and was the 3rd to do it in 11 games...Made his 400th career field goal at Detroit (10/25)...Made a 45-yard field goal and was 5-for-5 in extra points

RECORD SETTING CAREER

Gary Anderson set the NFL career scoring record with a 21-yard field goal vs. Buffalo (10/22/00), snapping the mark of the legendary George Blanda. Anderson is also the only kicker in NFL history to go an entire regular season without missing a field goal or extra point, connecting on 35-of-35 field goals and 59-of-59 extra points during the Vikings 15-1 season in 1998.

In Thanksgiving Day game at Dallas (11/26)...Became the first Viking kicker to hit a 50-yard field goal since Fuad Revez in 1995 with his 50-yarder at Chicago (9/27)...**1997** Became NFL all-time leader for field goals with 3 field goals vs. Seattle (12/21) to bring his career total to 385, surpassing Nick Lowery (383)...Led 49ers in points with 125...Converted 29-of-36 field goal attempts and 38-of-38 extra point attempts...Finished 2nd in the NFC and 3rd in the NFL in points (125)...Signed with the 49ers as a free agent June 10, 1997...**1996** Scored a team-high 115 points...Converted 25-of-29 field goals and 40-of-40 PATs...Finished 4th in the NFC and 5th in the NFL in field goal accuracy (.862), his 3rd-highest field goal percentage of career...Finished 5th in the NFC and 11th in the NFL in scoring...Passed George Blanda for 3rd on NFL's all-time field goals made list with a 4-for-4 field goal performance at Atlanta (9/22)...Moved ahead of Pat Leahy into 5th place on the NFL's all-time scorers list with a season-long 46-yard field goal vs. Dallas (9/30)...Was 4-or-4 on field goals, including game-winning 29-yarder at NY Giants (10/13)...Was a perfect 5-for-5 on field goal attempts and 2-for-2 on PATs for a season-high 17 points vs. Arizona (12/22)...Moved ahead of Eddie Murray into 4th on the NFL's all-time leading scorer list against the Giants...Tied a team record (Sam Baker in 1966-67) by connecting on 12 consecutive field goal attempts during seven-week stretch (10/13-

12/1)...**1995** Finished season with 98 points...Converted 22-of-30 field goals and 32-of-33 PATs...Set team postseason records for points in a game (16), PAT attempts (7) and PATs made (7) vs. Detroit (12/30)...Was 5-for-5 on field goals...Established an NFL postseason record for consecutive field goals made (16) by making 3 of his first 4 field goal attempts against the Lions...Broke previous mark held by Rafael Septien (15) from 1978-82...Was 5-for-5 on field goals in win over New Orleans (10/1)...Went 3-for-3 on field goals, including a game-winning 35-yarder in overtime the following week vs. Washington (10/8)...Went 4-for-4 on field goals, including 38-yarder to tie and 42-yard game-winner with 1:26 to play vs. Dallas (12/10)...**1994** Led Pittsburgh with 104 points...Made 24 of 29 field goal attempts and converted all 32 PATs, his 8th 100-point season...**1993** Finished 5th in AFC and 10th in NFL with 116 points, his 7th 100-point season...Earned 3rd trip to the **Pro Bowl** and was named 1st Team **All-AFC** by *Pro Football Weekly* and *UPI*...Set a team record with a career-high .933 field goal percentage, then the 4th highest percentage in NFL history...Converted 28-of-30 field goals and all 32 PATs...Had six games with 10 or more points, including season-ending 16-9 win vs. Cleveland to clinch a Wild Card berth...Had two streaks of 11 consecutive field goals made...**1992** Tied for 3rd in AFC and 6th in NFL with 113 points, his 6th 100-point season and 2nd straight...Made 28-of-36 field goals and 29-of-31 PATs...His 28 field goals made ranked 4th in NFL and 2nd in AFC...Of the 8 field goals missed, 4 were blocked and 3 were from 45 yards or more...Accounted for all of Pittsburgh's points in 4 games: at Green Bay (9/27), at

AMONG THE VIKINGS GREATS

Gary Anderson is tied for 2nd in Vikings history for the longest field goal made. Anderson's 53-yarder in the Metrodome vs. Jacksonville (12/20/98) ties three other Vikings for 2nd behind Jan Stenerud's 54-yarder vs. Atlanta (9/16/84). Anderson's long-range shot was the longest by a Vikings kicker since 1986 when Chuck Nelson hit a 53-yarder vs. Tampa Bay (11/30/86).

Cleveland (10/11), at Chicago (12/13) and vs. Minnesota (12/20)...**1991** Scored a team-high 100 points, his 5th 100-point season...Converted 23-of-33 field goals and all 31 PATs...Became 19th player in NFL history to score 1,000 career points...Had 2nd longest field goal in team history with a 54-yarder at Houston (12/8)...**1990** Ranked 7th in the AFC with 92 points...Converted 20-of-25 field goals and all 32 PATs...Became the 17th player in NFL history to kick 200 field goals after a perfect 4-for-4 performance vs. Cincinnati (12/2)...**1989** Finished with a team-high 91 points...Converted 21-of-30 field goals and 28-of-28 PATs...Became Pittsburgh's all-time leading scorer, surpassing Roy Gerela's 12-year record of 731 points, vs. Minnesota (9/24)...Set team postseason records for most field goals made in a game (4) and consecutive field goals made (7)...**1988** Ranked 3rd in NFL with 118 points, his 4th 100-point season...Ranked 2nd in NFL with 28 field goals made...Converted 28-of-36 field goals, including 21-of-22 inside 40 yards, and 34-of-35 PATs...Broke 3 team records after going a career-high 6-for-6 on field goal attempts and 3-of-3 PATs vs. Denver (10/23)...Became the 1st AFC

kicker ever to score 21 points in a game and the 4th player in NFL history to go 6-for-6 on field goals in a single game...Became the 4th player in NFL history to convert 200 consecutive PATs at Houston (12/4), but had streak end at 202 that day...**1987** Played 12 games and ranked 5th in the AFC with 87 points in 1987...Made 22 of 27 field goals and all 21 PATs...Named alternate to the **Pro Bowl**...**1986** Played in 16 games and finished with team-high 95 points...Kicked 100th career field goal and became the NFL's all-time accuracy leader at Cincinnati (10/13)...**1985** Won 3rd consecutive AFC scoring title with a career-high 139 points...Earned **Pro Bowl** honors for 2nd time...Made a career-high 33 field goals on 42 attempts and converted all 40 PATs...Became the first player to lead AFC in scoring 3 consecutive seasons since Gino Cappeletti (1963-66)...Broke 4 team records, including points in a season (139), field goals in a season (33), field goals in a game (5) and consecutive field goals (18)...**1984** Led the AFC in scoring with 117 points...Made 24-of-32 field goals and a career-high 45-of-45 PATs...Set a team record with a 53-yard field goal at Indianapolis (10/21)...Shattered his own team record with a career-long 55-yard field goal vs. San Diego (11/25)...**1983** Earned **Pro Bowl** honors for the first time...Led the AFC in scoring for the first time with 119 points...First 100-point season...Named team MVP...Converted 27-of-31 field goals and 38-of-39 PATs...Field goal percentage of .870 is 2nd highest of career...**1982** Selected by Buffalo in 7th round, but released during training camp...Signed by Pittsburgh (9/7) six days before the season opener...Played nine games and finished with 52 points...Named to the NFL all-rookie team...Converted 10-of-12 field goals and all 22 PATs.

COLLEGE Made 42 of 56 field goals and scored 198 points during career at Syracuse...Posted school-record .974 field goal percentage, making 18 of 19 to earn All-America honors as a senior...Was soccer team's leading scorer as freshman and also played rugby...Discovered by Syracuse coaches at a Philadelphia Eagles tryout camp shortly after moving to the U.S. from South Africa...Graduated with degree in business management/accounting in 1982.

PERSONAL Born Gary Allan Anderson...Grew up in Durban, South Africa where he attended Brettonwood High...Moved with family to United States following high school...Son of Reverend Douglas Anderson, a former professional soccer player in England...Has been active in community programs such as Spina Bifida, Adelphi Village, Youth Guidance and Project Bundle-up...Annually hosts a sports camp for over 100 children with disabilities from Gillette Children's Hospital as part of his Gary's Gang program...Has served as the team spokesman for the Children's Miracle Network since joining the Vikings...Has two sons, Austin Lee and Douglas Jordan.



Gary Anderson enters his 20th NFL season as the League's all-time leading scorer with 2,059 points and has made a League-record 461 career field goals.

ANDERSON'S NFL TOTALS

Year	1-19	20-29	30-39	40-49	50+	Total	Pct.	PATs	Pct.	Pts
1982 (Pitt.)	0-0	4-4	1-2	5-5	0-1	10-12	.833	22-22	1.000	52
playoffs	0-0	0-0	0-0	0-0	0-0	0-0	.000	4-4	1.000	4
1983 (Pitt.)	2-2	8-9	9-10	8-10	0-0	27-31	.871	38-39	.974	119
playoffs	1-1	0-0	0-0	0-0	0-0	1-1	1.000	1-1	1.000	4
1984 (Pitt.)	0-0	8-9	6-9	8-11	2-3	24-32	.750	45-45	1.000	117
playoffs	0-0	1-2	0-1	0-1	0-1	1-5	.200	7-7	1.000	10
1985 (Pitt.)	1-1	12-13	14-15	5-9	1-4	33-42	.786	40-40	1.000	139
1986 (Pitt.)	0-1	6-7	6-7	9-14	0-3	21-32	.656	32-32	1.000	95
1987 (Pitt.)	0-0	8-9	5-5	7-11	2-2	22-27	.815	21-21	1.000	87
1988 (Pitt.)	1-1	11-11	9-10	6-12	1-2	28-36	.778	34-35	.971	118
1989 (Pitt.)	2-2	5-5	5-8	9-15	0-0	21-30	.700	28-28	1.000	91
playoffs	0-0	1-1	4-4	1-1	1-1	7-7	1.000	4-4	1.000	25
1990 (Pitt.)	1-1	3-3	8-8	8-11	0-2	20-25	.800	32-32	1.000	92
1991 (Pitt.)	0-0	8-10	9-11	5-6	1-6	23-33	.697	31-31	1.000	100
1992 (Pitt.)	0-0	12-13	12-15	4-6	0-2	28-36	.778	29-31	.935	113
playoffs	0-0	0-0	1-1	0-0	0-0	1-1	1.000	0-0	.000	3
1993 (Pitt.)	1-1	8-9	14-14	5-6	0-0	28-30	.933	32-32	1.000	116
playoffs	0-0	0-0	1-1	0-0	0-0	1-1	1.000	3-3	1.000	6
1994 (Pitt.)	1-1	7-8	8-9	7-9	1-2	24-29	.828	32-32	1.000	104
playoffs	0-0	1-1	2-2	1-1	0-0	4-4	1.000	4-4	1.000	16
1995 (Phil.)	0-0	5-5	9-10	8-12	0-3	22-30	.733	32-33	.970	98
playoffs	0-0	2-2	2-2	0-1	0-0	4-5	.800	7-7	1.000	19
1996 (Phil.)	0-0	10-11	8-9	7-9	0-0	25-29	.862	40-40	1.000	115
playoffs	0-0	0-0	0-0	0-1	0-0	0-1	.000	0-0	1.000	0
1997 (S.F.)	0-0	11-11	9-12	8-10	1-3	29-36	.806	38-38	1.000	125
playoffs	0-0	1-1	1-1	0-0	0-0	2-2	1.000	6-6	1.000	12
1998	1-1	11-11	9-9	12-12	2-2	35-35	1.000	59-59	1.000	164
playoffs	0-0	2-2	2-3	0-0	0-0	4-5	.800	8-8	1.000	20
1999	0-0	6-8	9-11	4-9	0-2	19-30	.633	46-46	1.000	103
playoffs	0-0	0-0	2-2	1-1	0-0	3-3	1.000	5-5	1.000	14
2000	1-1	5-5	9-9	7-7	0-1	22-23	.956	45-45	1.000	111
playoffs	0-0	1-1	0-0	1-1	0-0	2-2	1.000	4-4	1.000	10
Total	11-12	148-161	159-183	132-184	11-38	461-578	.797	676-681	.993	2,059
playoffs	1-1	9-10	15-17	4-7	1-2	30-37	.811	53-53	1.000	143

SINGLE-GAME BESTS

FG Attempts	6	@ Baltimore, 12/13/98; vs. Denver, 10/23/88; @ N.Y. Giants, 9/6/84
FG Made	6	@ Baltimore, 12/13/98; vs. Denver, 10/23/88
Long FG	55	vs. San Diego, 11/25/84
PAT Attempts	7	vs. Detroit, 12/30/95; @ San Diego, 11/25/84
PAT Made	7	vs. Detroit, 12/30/95; @ San Diego, 11/25/84
Points	21	vs. Denver, 10/23/88

74

BRAD BADGER/TACKLE

HT. 6-4

WT. 319

DOB 1-11-75

COLLEGE: STANFORD

ACQUIRED: RFA FOR '00

NFL: 5th YEAR

VIKINGS: 2nd YEAR



GAMES/STARTS (reg. season, playoffs): 1997 (12/2-Wash.), 1998 (16/16-Wash.), 1999 (14/4-Wash.) 2000 (16/0.1/0). **Total-** 58/22.1/0 (Minn-16/0.1/0).

PRO Enters the 2001 season competing for the starting job as the Vikings LT...Has started 21 games in his career, all with the Redskins...Saw action on the offensive line and on special teams in all 16 games for the Vikings in 2000...College teammates of Troy Walters and Kailee Wong at Stanford...**2000** Saw time in all 16 games on the season...Stepped in at RT for Korey Stringer at Indianapolis (12/24) when he left the game with a knee injury...Saw time at RG vs. Carolina (11/19) and at Chicago (10/15) when David Dixon was hampered by a broken hand...Split time at LG with Corbin Lacinia vs. Miami (9/10) and at New England (9/17)...Played at LG in season opener vs. Chicago (9/3)



after Chris Liwienski left the game with a knee injury...Regular on the Vikings extra point and field goal units...**1999** Played in 14 games for the Redskins, making 4 starts...Key part of wedge for the kickoff return teams, making several key blocks...Saw limited time at guard in the first eight weeks of the season before cracking the lineup at Philadelphia (11/14) at left guard...Started the following week vs. NY Giants (11/21) and again vs. Arizona (12/12) and at Indianapolis (12/19)...Inactive for the last two games of the season due to an ankle injury...**1998** Started in all 16 games for the Redskins and played in all but three offensive

plays all season...Made the switch from left guard to left tackle before the season...Started the first 10 games at left tackle, but was forced to move to right guard the following week vs. Arizona (11/22) because of injuries to the rest of the line...Moved back to left guard again the next week at Oakland (11/29) where he stayed for the remainder of the season...**1997** Played in 12 of 16 games in his rookie season...Started in his first game in Washington's season opener vs. Carolina (8/31) in which the running game pumped out 198 yards on the ground...Was a regular on the kickoff return unit...Reserved to a back up role for the remainder of the season until week 17 vs. Philadelphia (12/21) when he played almost the entire game after starter Joe Patton was injured on the third play from scrimmage.

COLLEGE Named All-Pac 10 1st team as a senior, starting every game at right guard. He Started 34 of 35 games, dating back to his sophomore year...Started every game for the Cardinal as a sophomore and earned 2nd-Team All-Pac 10 honors...Badger moved from TE to center midseason as a freshman and then moved to offensive guard in spring drills before his sophomore year.

PERSONAL Was an All-American selection and was rated Oregon's best prospect by Tom Lemming's Prep Football Report, at Corvallis High School...As a junior, He earned honorable mention All-State honors...Also Lettered in baseball and basketball...A 1st-Team All-State choice as a senior in basketball and a 3rd-Team honoree as a junior...Invited to walk on to the Stanford basketball team...Majored in political science...Married in 2001 offseason, wife's name is Mercedes...Active in the Twin Cities community through Kids Voting Minnesota, a program that teaches young people the importance of civic involvement.

BADGER'S BACKGROUND

Vikings tackle Brad Badger enters the 2001 season penciled in as the starter at left tackle. The role is not a new one for Badger though. While with the Washington Redskins, Badger started in all 16 games in 1998 at left tackle, left guard and right guard, showing his versatility.

23

MICHAEL BENNETT/RUNNING BACK

HT. 5-9

WT. 211

DOB 8-13-78

COLLEGE: WISCONSIN

ACQUIRED: D1 FOR '01

NFL: ROOKIE

VIKINGS: ROOKIE



PRO Minnesota's 1st-round choice (27th overall) for 2001 and the 1st running back taken by the team in the 1st round since Robert Smith in 1993...First Wisconsin player drafted by the Vikings since tackle Brady Pierce in the 10th round of the 1991 draft (259th overall)...The first Badger player ever

drafted by the Vikings in the 1st round...Follows 1999 Heisman Trophy winner Ron Dayne as back-to-back 1st-round running back selections from Wisconsin...Went one pick after teammate Jamar Fletcher, the 26th overall choice by Miami.

COLLEGE Exceptionally fast player who has a top-flight track

TOP RUSHING DAYS IN WISCONSIN HISTORY

Michael Bennett, in his first season as a starter, made quite an impression in the University of Wisconsin record book, posting two of the top five single-game rushing performances in school history.

Yards	Player	Opponent, Year
339	Ron Dayne	Hawaii, 1996
304	Billy Marek	Minnesota, 1974
297	Ron Dayne	Minnesota, 1996
293	Michael Bennett	Northwestern, 2000
290	Michael Bennett	Oregon, 2000

background, winning the Big 10 indoor 60m and 200m titles and the outdoor 100m and 200m titles in 2000...Member of three Big Ten team titles during the 1999-2000 school year as a member of the football, indoor and outdoor track teams...Ran for 1,681 yards in his only season as a starter with the Badgers in 2000, ranking 2nd only to Ron Dayne in team history for single-season rushing yards...Played in 23 career games at Wisconsin with 11 starts...Ranks 10th in Badger history with 1,979 career rushing yards...Has run personal bests in the 100m dash of 10.18 and in the 200m of 20.66 during his college track career...**2000** All-American Dream Team selection by the *NFL Draft Report*...A 3rd-team All-America choice by *College Football News*...All-Big 10 2nd-Team pick...Semi-finalist for *Football News'* Offensive Player of the Year...Ranked 3rd in the nation in rushing (152.8 yards per game) and 9th in all-purpose yards (170.6 yards per game)...Gained over 100 yards in eight of the 11 games he played in...Ran for 1,681 yards on 310 carries (5.4 avg.) with 11 TDs...Only Ron Dayne's 2,034 yards in 1999 and 2,109 yards in 1996 rank higher in Wisconsin history...Only Ron Dayne and Brent Moss had more rushing attempts in a season for the Badgers than Bennett's 310 in 2000...Reached the 1,000-yard mark faster than any other Badger player, making it in 159 attempts...Caught 4 passes for 23 yards and returned 7 kickoffs for 173 yards (24.7 avg.)...Ran for 290 yards on 28 attempts (10.4 avg.) with a 59-yard TD and returned 3 kickoffs for 46 yards vs. Oregon...Had an 83-yard run vs. Oregon, the 5th longest run in school history while his 290 yards in the game is the 5th-best in team history and his 336 all-purpose yards ranks behind only Dayne's 347 vs. Hawaii in 1996...Named *CNN/SI* National Player of the Week and Big Ten Offensive Player of the Week for his performance vs. Oregon...Carried 30 times for 128 yards and had 48 yards on a pair of kickoff returns vs. Western Michigan...Ran for 293 yards on 48 carries vs. Northwestern, the 4th-best rushing performance in school history...Carried 30 times for 123 yards vs. Michigan...Joined Moss as the only Badgers ever to rush for over 100-yards against both Michigan and Ohio State in a season with 106 yards on 20 carries, including a 35-yard TD...Had 188 yards on 28 carries with a 33-yard TD vs. Purdue...Carried 29 times for 81 yards before leaving the game in the 2nd half with an ankle sprain...Missed game vs. Minnesota with ankle sprain...Gained 112 yards on 22 carries and scored a 3-yard TD vs. Indiana...Carried 36 times for 218 yards vs. Hawaii...Ran for 83 yards on 16 carries and posted 79 yards on a pair of kickoff returns, including a 54-yarder in college finale vs. UCLA in the Sun Bowl, helping Wisconsin to a 21-20 win...**1999** Started season playing primarily on special teams...Moved into backup role at tailback at midseason...Finished season with 57 carries for 298 yards (5.2 avg.) and rushed for 4 TDs...Caught a pass for 29 yards...Led Badger special teams with 10 tackles along with a forced fumble and a fumble recovery...Ran 10 times for 44 yards vs. Murray State...Carried 6 times for 27 yards and scored his first collegiate TD on a 2-yard run...Had 11 yards on 3 carries vs. Cincinnati...Ran for 27 yards on 4 attempts vs. Ohio State...Saw time as a decoy receiver and notched 3

BACK-TO-BACK BADGER BACKS

Michael Bennett joins Ron Dayne as back-to-back Wisconsin running backs drafted in the 1st round. Dayne was selected with the 11th pick in the 2000 Draft by the NY Giants. Bennett and Dayne hold the top three single-season rushing marks in Wisconsin history and helped the Badgers climb to the top of the Big Ten.

tackles at Minnesota (10/9)...Had first career 100-yard game with 122 yards on 6 carries with TDs of 73 and 18 yards while catching his lone pass of the season vs. Indiana...Ran for 45 yards on 9 carries with a 1-yard TD vs. Michigan State...Had a carry for 6 yards vs. Stanford in the Badgers' Rose Bowl victory...**1998** Redshirted for the season.

PERSONAL Raised in Milwaukee, WI...All-State selection in football as a senior at Milwaukee Tech High School...Ranked as the top player in the state of Wisconsin as a senior...Ran for over 4,200 yards in high school career and had 20 interceptions as a defensive back...Two-time team captain and MVP...Set state records in the 100m and 200m dashes at the 1998 state meet...Consumer science major...Nephew of former Green Bay Packer and Indianapolis Colt defensive end/linebacker Tony Bennett...Son of Linda Bennett...Already active in the Twin Cities community, participating in the Dennis Green Youth Fishing Day on Lake Minnetonka in June.



BENNETT'S COLLEGE TOTALS

RUSHING

Year	No.	Yds.	Avg.	Lg	TD
1999	57	298	5.2	73	4
2000	310	1,681	5.4	83	11
Total	367	1,979	5.4	83	15

RECEIVING

Year	No.	Yds.	Avg.	Lg	TD
1999	1	29	29.0	29	0
2000	4	23	5.8	13	0
Totals	5	52	10.4	29	0

KICKOFF RETURNS

Year	No.	Yds.	Avg.	Lg	TD
2000	7	173	24.7	54	0

17

MITCH BERGER/PUNTER

HT. 6-4

WT. 221

DOB 6-24-72

COLLEGE: COLORADO

ACQUIRED: FA FOR '96

NFL: 7th YEAR

VIKINGS: 6th YEAR

PLAYERS



GAMES (reg. season, playoffs): 1994 (5-Phil.), 1996 (16, 1), 1997 (14, 2), 1998 (16, 2), 1999 (16, 2), 2000 (16, 2). **Total**—83, 9 (Minn.-78, 9).

PRO Has led the NFC in punting the past two seasons...Earned spot in **Pro Bowl** following 1999 season, his first trip to the game and the first Vikings punter to ever play in the game...Named **All Pro** by *College and Pro Football Weekly* and *The Sporting News* in 1999...Named to *Associated Press* and *Football Digest's All-Pro 2nd Teams* in 1999...Named **All-NFC** and **All-NFL** by *Pro Football Weekly/Pro Football Writers of America* and **All-NFC** by *Football News* in 1999...Has been named **NFC Special Teams Player of the Month and Week** each three times over the past three seasons...Held for Gary Anderson's field goal vs. Buffalo (10/22/00) that established Anderson as the NFL all-time scoring leader, breaking the mark held by George Blanda...Held for Anderson when he was an NFL record-setting perfect 94-of-94 during the 1998 regular-season (35-of-35 field goals, 59-of-59 extra points)...Holds team record for career postseason punting with a 40.3 average...Set team record for punting average in a postseason game with a 47.6 mark at St. Louis (1/16/00) in Divisional Playoff...Holds team record for most postseason games played by a punter with 9...Has only 38 touchbacks on 358 career punts...Has a current streak of 297 punts without a block...Ranks 2nd in team history for punts inside the 20 with 99...Ranks 2nd in Vikings history with 14,749 career punting yards, trailing Greg Coleman's 29,391...Ranks 2nd in Vikings history with 339 career punts, trailing Greg Coleman's 721...Ranks 3rd in Vikings history for games played by a punter with 77...Ranks 3rd in team history for single-season punting average and net punting average at 45.4 and 38.4 respectively for the 1999 season...Ranks 2nd in team history for touchbacks on kick-offs with 76...Established new NFL mark with 40 touchbacks on 114 kickoffs, setting a league-high for kickoffs from the 30-yard-line, breaking the mark of 29 set by John Hall in 1997. Brad Daluiso holds the NFL record with 53 when kick-offs were from the 35-yard-line...Set team record with 40 touchbacks, breaking the mark of 26 set by Fuad Revez in 1992...**2000** Named **NFC Special Teams Player of the Month** for December...Named **NFC Special Teams Player of the Week** for performance vs. Detroit (11/30) that included his season-long 60-yard punt...Set a Vikings record for most 50+ yard punts in a season with 22, breaking the mark of 18 he had in 1999 and Jim Walden had in 1964...Over the final 4 games of the regular season, he had 20 punts for 964 yards (48.2 avg.) and landed 7 inside the 20...Tied his career-high and a Vikings record by pinning 5 punts inside the

20 at Indianapolis (12/24) in the regular-season finale...Posted 3 special teams tackles on the season...Notched season-best 52.0 average vs. Tampa Bay (10/9) on Monday Night Football...Had best net average of the season, 44.3, vs. Green Bay (12/17) and averaged 48.7 on 3 punts with 1 inside the 20...Averaged 50.0 on 5 punts at St. Louis (12/10)...**1999** Named **NFC Special Teams Player of the Month** for September...Named **NFC Special Teams Player of the Week** for performance vs. Green Bay (12/20)...Led the NFC and ranked 2nd in the NFL with a 45.4 punting average and a 38.4 net punting average...Booted career-long 75-yard punt vs. San Francisco (10/24)...Helped Vikings lead the NFL in opponents starting field position with a 23.5-yard-line average...Notched 1st career fumble recovery on kickoff coverage at Atlanta (9/12)...Landed a season-high 3 punts inside the 20 at Chicago (11/14) and at New York (12/26)...Had season-high 6 kickoffs in 4 games, vs. San Francisco (10/24), at Denver (10/31), vs. San Diego (11/28) and at NY Giants (12/26)...Pinned in his own end zone, hit a 64-yard punt vs. Oakland (9/19)...Had a special teams tackle vs. Detroit (1/2/00) and had a stop in the Divisional Playoff at St. Louis (9/16/00)...**1998** Named **NFC Special Teams Player of the Month** for November...Named **NFC Special Teams Player of the Week** for back-to-back performances vs. Cincinnati (11/15) and vs. Green Bay (11/22)...**All-Madden Team** honoree...Finished 3rd in the NFC with a 44.7 yard per punt average and 7th in the NFL...Set Viking record with 114 kickoffs, breaking the mark of 86 set by Chuck Nelson in 1986 and 1988...Set Viking record for gross punting average (min. 4 punts) with a 55.8 average vs. Cincinnati (11/15) and for net punting average (min. 4 punts) with a 48.2 average. His single-game gross punting average breaks Harry Newsome's mark of 54.0 vs. Phoenix (10/13/91) and his net average breaks the mark of 47.8 set by Greg Coleman vs. Pittsburgh (9/21/86)...Had a





Proceeds from the sale of the Mitch Berger Bar went to Berger's favorite charity, the March of Dimes.

67-yard punt at Tennessee (12/26) and added special teams tackle in the game...Held on every one of Gary Anderson's perfect 94 kicks (35 field goals, 59 extra points)...Set a Viking record for longest playoff punt with a 63-yarder vs. Atlanta (1/17/99)...Had 5 touchbacks on kickoffs in 4 games: vs. Washington (10/18), vs. Green Bay (11/22), vs. Chicago (12/6) and vs. Jacksonville (12/20)...Set a team record for kickoff touchbacks in a playoff game with 5 vs. Arizona (1/10), breaking Fred Cox's 25-year old record of 3 vs. Dallas (12/30/73)...Had 5 touchbacks and pinned 2 punts inside the 20 vs. Jacksonville (12/20)...Had 10 kickoffs in back-to-back weeks at Baltimore (12/13) and vs. Jacksonville (12/20)...Pinned the Bears inside their 20-yard-line 3 times in 31-28 win at Chicago (9/27)...**1997** Finished 5th in the NFC in punting average (42.9)...Had a single-game career-high punting average (49.5) at Green Bay (9/21)...Had a 65-yard punt at Arizona (10/5)...Deactivated for games at Buffalo (8/31) and at Chicago (9/7) due to an injured hip sustained during pregame kickoff warmups prior to pre-season game at Buffalo (8/8)...Returned to kickoff duties vs. New England (11/2)...**1996** Tied for 4th in the NFL in touchbacks

on kickoffs with 17...Finished 3rd in the NFC and tied for 4th in the NFL in punts inside the 20 with 26...Led NFL in punts that were fair caught with 28...Tied for 4th on the squad with 10 tackles on special teams...Had a 63-yard punt vs. Tampa Bay (12/15)...Tied a team record for most punts inside the 20 in a game with 5 at Chicago (9/15)...Recorded 3 tackles on special teams vs. Tampa Bay (12/15)...**1995** Signed with Chicago in March...Was released by the Bears after they drafted punter Todd Sauerbrun in the 2nd round...Claimed off waivers by Indianapolis...Released by Colts prior to the start of the '95 regular season...**1994** One of only two punters drafted...Taken in the 6th round by Philadelphia...Released by the Eagles after five regular season games...Pinned 8 of his 25 punts inside the opponents' 20-yard-line...Spent seven weeks on Cincinnati's practice squad.

COLLEGE Averaged 42.7 yards per punt, made 19-of-32 field goals and forced touchbacks on 114-of-184 kickoffs during career at Colorado...In '93 led the Big 8 in field goals...Had a career-long 54-yarder against Miami (9/25) that tied the 4th longest in school history...Was the only player to finish among the top 5 in the nation in 1992 in both gross punting average (2nd, 47.0) and net punting average (2nd, 42.5)...Set a school record for points in a game by a kicker with 18 against Kansas State (10/24)...Transferred to Colorado after earning honorable mention All-America honors at Tyler, TX Junior College.

PERSONAL Born in Kamloops, British Columbia...All-Provincial as punter and placekicker at North Delta High School in Vancouver in his only season of football as a prep...Intercepted 6 passes and completed 76-of-150 passes for 1,250 yards and 8 TDs...Was All-Provincial in basketball and lettered in volleyball in high school...Brother Mike was an All-Canadian basketball player at Vancouver Community College...Majored in business/real estate at Colorado...Spends offseason in Scottsdale, AZ...An avid golfer, he has participated in the Cadillac NFL Golf Tournament...Was named to the University of Colorado Team of the Decade for the 90's as the punter...Active in the Twin Cities community by working with Special Olympics, Camp Heartland and The Salvation Army...Donated money from the sale of his Mitch Berger Bar candy bar to support the March of Dimes during the 2000 season.

BERGER'S NFL TOTALS

Year	No.	Yards	Avg.	Lg.	TB	In20	Blk.	Net Av.
1994 (Phil.)	25	951	38.0	57	2	8	0	31.3
1996	88	3,616	41.1	63	6	26	2	32.3
playoffs	2	79	39.5	48	0	2	0	36.5
1997	73	3,133	42.9	65	5	22	0	34.1
playoffs	13	440	33.8	44	0	4	0	33.0
1998	55	2,458	44.7	67	5	17	0	37.0
playoffs	5	247	49.4	63	0	2	0	35.2
1999	61	2,769	45.4	75	9	18	0	38.4
playoffs	10	442	44.2	52	2	1	0	32.4
2000	62	2,773	44.7	60	11	16	0	36.2
playoffs	11	435	39.5	54	2	2	0	32.7
Totals	364	15,700	43.1	75	38	107	2	35.0
playoffs	41	1,643	40.1	63	4	11	0	33.2

SINGLE-GAME CAREER HIGHS

Punts	9	@ Chicago, 9/15/96
Gross Avg.	55.8	vs. Cincinnati, 11/15/98
Inside 20	5	@ Chicago, 9/15/96; @ Indianapolis, 12/24/00
Long Punt	75	vs. San Francisco, 10/24/99
Net Avg.	48.2	vs. Cincinnati, 11/15/98
KO Touchbacks	5	vs. Wash., 10/18/98; vs. GB, 11/22/98; vs. Chi., 12/6/98; vs. Jax, 12/20/98
Special Teams Tackles	3	vs. Tampa Bay, 12/15/96

78

MATT BIRK/CENTER

HT. 6-4

WT. 308

DOB 7-23-76

COLLEGE: HARVARD

ACQUIRED: D6 FOR '98

NFL: 4th YEAR

VIKINGS: 4th YEAR

PLAYERS



GAMES/STARTS (reg. season, playoffs): 1998 (7/0, 1/0), 1999 (15/0, 2/0), 2000 (16/16, 2/2). **Total:** 38/16, 5/2.

PRO Enjoyed a breakout 2000 season by starting all 16 games at center and earning a trip to the **Pro Bowl** in his first season as a starter...Had never played center before the start of the 2000 season...Is one of four native Minnesotans (Corbin Lacinia, Craig Sauer and Todd Bouman) on the current roster...**2000** Joined QB Daunte Culpepper as players making their 1st NFL starts in 2000, each earning **Pro Bowl** honors and the Vikings offense averaging 372.6 yards per game on the season...The team's offensive average of 372.6 is the 2nd-highest average in Dennis Green's nine seasons with the team, trailing only the record-setting 1998 team...Named to the **All-Madden Team**...In Birk's 16 starts, RB Robert Smith

went over the 100-yard mark eight times...Helped Smith set a new Vikings single-season rushing record (1,521 yards) and set the team's new career rushing record (6,818)...In first career NFL start in regular-season opener he opened the way for Smith to run for 109 yards...**1999** Saw time on special teams in season opener at Atlanta (9/12)...Replaced an injured Korey Stringer at right tackle vs. Oakland (9/19)...Saw brief time at right tackle at Green Bay (9/26)...Suffered fractured right thumb vs. San Francisco (10/24)...Played at Denver (10/31) with a soft cast and played on special teams and tackle on goal-line situations...Played special teams vs. Dallas (11/8)...Played both special teams and on the offensive line at Chicago (11/14)...Went into game as an eligible receiver in goal-line situations vs. NY Giants (12/26)...Inactive vs. Detroit (1/2/00) with an ankle injury...Saw playoff action vs. Dallas (1/9/00) and St. Louis (1/16/00)...**1998** Played on special teams in Divisional Playoff vs. Arizona (1/10/99) and NFC Championship Game vs. Atlanta (1/17/99)...Replaced injured Everett Lindsay at right tackle in regular-season finale at Tennessee (12/26) and played remainder of game...Played at right tackle in 50-10 win over Jacksonville (12/20)...Played in the 4th quarter of games vs. Cincinnati (11/15), vs. Green Bay (11/22) and vs. Chicago (12/6)...Saw first NFL action at right guard at Tampa Bay (11/1) when David Dixon left the game with a shoulder injury...Inactive for the first seven games of the season...Drafted in the 6th round (173rd overall).

COLLEGE All-American second team selection by the **NFL Draft Report** in 1997...All-Ivy League, All-New England and Division 1-AA All-ECAC first team choice...Led the way as the Harvard offense ranked 5th in the nation in rushing (207.7 ypg.) and in passing efficiency (86.3 rating) as a senior in 1997...Harvard went 7-0 in league play and 9-1 overall during his senior season and won the Ivy League crown.

PERSONAL All-State and All-St. Paul Conference as a lineman at Cretin-Derham Hall High School (St. Paul, MN)...Lettered 3 times in football...Attended same high school as teammate Corbin Lacinia...Added four letters as a forward on the Raiders basketball team, picking up All-Conference and All-State recognition...Academic All-State football and basketball pick...Lettered in track...Received the Padden Award given to the outstanding student athlete at Cretin-Derham Hall...Received degree in economics...Put a career on Wall Street on hold to try professional football...Resides in St. Paul, MN...Brother, Ben is a pitcher in the Florida Marlins organization...Brother, Nick, was a football and baseball player at Carleton College in Northfield, MN...Hosts a weekly radio show on the Vikings flagship station, KFAN-AM, called "Matt's Money" where he offers stock tips and financial advice...A blue-collar player through and through, Birk was featured in *Sports Illustrated* (May 14, 2001) focusing on the spartan lifestyle he lives in the basement of his St. Paul duplex he rents to friends...Co-owner of The Total Athlete, an athletic training facility and nutrition store in St. Paul...Co-owner with current Viking and former high school teammate, Corbin Lacinia...Has been involved with Viking Victory hospital visits as well as the Oak Park Neighborhood Center for youth...Active in the Twin Cities community through Special Olympics...Will partner with Dollars for Scholars in 2001 to award post-graduate scholarships to deserving students in the Twin Cities area.



96

MICHAEL BOIREAU/DEFENSIVE END

HT. 6-4

WT. 276

DOB 7-24-78

COLLEGE: MIAMI **ACQUIRED:** D2b FOR '00

NFL: 2nd YEAR

VIKINGS: 2nd YEAR



GAMES/STARTS (reg. season, playoffs) 2000 (0/0, 0/0).

PRO Returns in 2001 following an injury-plagued rookie season looking to compete for time at RDE with free agent acquisition Lance Johnstone...Athletic player who hopes to bring added energy to the Vikings' pass rush...Minnesota's second selection in the second round (56th overall) of the 2000 NFL Draft and the third defensive lineman the Vikings selected with their first three picks...**2000** Inactive for first four games of the 2000 season...Placed on injured reserve on October 3 with a right hand injury...Underwent knee and hand surgery during the 2000 season...The second of five University of Miami players taken in the 2000 Draft, following tight end Bubba Franks (14th, Green Bay)...First Hurricane player drafted by Minnesota since running back James Stewart in 1995...Boireau's selection marked the first time in team history that the club's first three choices in the draft were all used on defensive linemen.

COLLEGE First junior college transfer to start at Miami since punter Jeff Feagles in 1985...Invited to play in Hula Bowl, East-West Shrine Game and Florida Citrus All-Star Gridiron Classic following his senior season...Holds Hurricanes defensive line record in the power clean...Spent two seasons at Northeast Mississippi Junior College before transferring back to his hometown...Started all 12 games his senior year in 1999...Ranked 1st among defensive linemen with 62 tackles (29 solo)...Notched 7 tackles for loss, 3.5 sacks, a pass break-up, a team-high 30 quarterback hurries and recovered a fumble...A pre-season All-Big East 2nd Team choice by *The Sporting News*...Had 6 tackles (4 solo), 2 tackles-for-loss and recovered a fumble in opener at Ohio State in Kickoff Classic (8/29)...Notched season-high 8 tackles vs. Penn State (9/18)...Tied season-best with 8 tackles, a tackle for loss and a sack in comeback win vs. Boston College (10/23)...Ended college career in the Gator Bowl against Georgia Tech where he had 5 tackles and a pair of tackles for loss...Appeared in nine games and started three, against Cincinnati, Virginia Tech and Boston College in 1998...Ended season with 21 tackles and tied for team lead with 13 QB hurries...Had season-best 6 tackles and a fumble recovery at Cincinnati (9/12)...Named to *PrepStar's* Top 100 Junior College players list following his second season at Northeast Mississippi...Named team's Most Valuable Defensive Lineman and served as a team captain as a sophomore in 1997.

PERSONAL Was a 2nd-Team All-State selection as a senior at North Miami Beach High and a 1st-Team All-District choice...Business management major at Miami...Married to high school sweetheart, wife's name is Vitavia...Couple has a daughter, Mikala...The couple was married 9/3/99, the day before Miami played Florida A&M in the Hurricanes' home opener.

8

TODD BOUMAN/QUARTERBACK

HT. 6-2

WT. 229

DOB 8-1-72

COLLEGE: ST. CLOUD STATE **ACQUIRED:** FA FOR '97

NFL: 4th YEAR

VIKINGS: 4th YEAR



GAMES/STARTS (reg. season, playoffs): 1997 (0/0, 0/0), 1998 (0/0, 0/0), 1999 (0/0, 0/0), 2000 (0/0, 0/0), **Total:** (0/0, 0/0).

PRO Enters the 2001 season as the Vikings backup QB...Continues to work his way up the depth chart since coming to the team as a rookie free agent in 1997...Has spent the most time in Vikings system of any quarterback on the roster...Led the 1999 Barcelona Dragons to a berth in the World Bowl in NFL Europe League action, ranking 2nd in the league in attempts, completions, passing yards and touchdowns...**2000** Inactive but dressed as the Vikings 3rd QB for the entire regular season and both playoff games...**1999** Inactive but dressed as the 3rd quarterback at Denver (10/31)...Inactive for 15 regular-season games and both playoff contests...**1998** Inactive for playoff games vs. Arizona (1/10/99) and vs. Atlanta (1/17/99)...Inactive for final two regular-season games vs. Jacksonville (12/20) and at



Tennessee (12/26)...Inactive but dressed as the 3rd quarterback vs. Cincinnati, vs. Green Bay (11/22), at Dallas (11/26), vs. Chicago (12/6) and at Baltimore (12/13)...Inactive for game vs. New Orleans (11/8)...Inactive but dressed as the 3rd quarterback for the first seven games of the season...1997 Deactivated but in uniform as the 3rd quarterback at San Francisco (12/7), vs. Detroit (12/14), and vs. Indianapolis (12/21) and for playoff games at NY Giants (12/27) and at San Francisco (1/3/98)...Signed as a rookie free agent on April 25, 1997...Signed to practice squad after training camp (8/25)...Signed to active roster December 5.

COLLEGE A three-year starter at St. Cloud State...Ranks 2nd in school history in total offense (5,050), 3rd in passing yards (4,354) and 4th in completions (326) and touchdown passes (30)...Honorable-mention All-North Central Conference...Honorable-mention *Successful Farming* All-America Team member, presented to athletes from a ranch or farm, in 1996...Second on team in rushing...Had season-highs for completions (17), completion percentage (65.4%) and passing yards (231) in 48-42 overtime win at Mankato State...Passed for a touchdown and ran for two more scores in 30-20 win over Northern Colorado...Honorable-mention All-NCC in 1995...Threw only 6 interceptions in 206 pass attempts...Threw career-high 3 touchdown passes, including 56-yarder, in first collegiate start against Minnesota-Duluth...Completed 21 of 41 passes for career-high 300 yards and 2 touchdowns against South Dakota State...Played in two games in 1993...Sat out 1992 season after transferring from South Dakota State to St. Cloud State.

PERSONAL All-state as senior quarterback at Russell-Tyler Ruthon High School in Ruthon, MN...Also earned all-state honors in basketball...Won National High School Slam Dunk Contest in Arizona...Competed in state track meet in long jump and high jump in high school...Majored in sport sociology...Played basketball for three years at SCSU and twice named Defensive Player of the Year...Graduated from SCSU ranked 7th in school history in 3-point field goals (68), 9th in steals (94) and 10th in blocks (27)...Scored 563 career points in basketball...Brothers, Shane and Troy, were starters on the football and basketball teams at South Dakota State...Featured in the July 2000 issue of *Sport* magazine as one of three unheralded quarterbacks to watch possibly make a Kurt Warner-like impact on the NFL...Married, wife's name is Courtney, a standout volleyball player during her career at St. Cloud State...Couple has a daughter, Aivary Sage, born May 30, 2000...Active in the Twin Cities community through the United Way Hometown Huddle program...Supports the Big Brothers and Big Sisters program and the Leukemia Society of Minnesota by participating in their charity golf events.

BOUMAN'S NFL EUROPE TOTALS

PASSING

Year	W-L	Att.	Comp.	Yards	Pct.	TD	INT	LG	Sck/Yds	Rating
1999	7-3	324	170	2,296	52.5	16	11	71	24/160	77.7

RUSHING

Year	Att.	Yards	Avg.	Long	TD
1999	47	213	4.5	18	2

BOUMAN'S COLLEGE TOTALS

PASSING

Year	Att.	Comp.	Yards	Pct.	TD	INT	LG
1993	10	6	69	60.0	0	1	17
1994	258	118	1,648	45.7	13	9	56
1995	206	93	1,231	45.1	11	6	55
1996	232	109	1,406	47.0	7	8	56
Totals	706	326	4,354	46.2	31	24	56

RUSHING

Year	Att.	Yards	Avg.	Long	TD
1993	2	4	2.0	3	0
1994	58	109	1.9	17	3
1995	71	231	3.3	38	2
1996	84	356	4.2	49	5
Totals	215	700	3.3	49	10

80

CRIS CARTER/WIDE RECEIVER

HT. 6-3

WT. 208

DOB 11-25-65

COLLEGE: OHIO STATE

ACQUIRED: WAIV. (PHIL.) FOR '90

NFL: 15th YEAR

VIKINGS: 12th YEAR



GAMES/STARTS (reg. season, playoffs): 1987 (9/0-Phil.), 1988 (16/16, 1/1-Phil.), 1989 (16/15, 1/1-Phil.), 1990 (16/5), 1991 (16/16), 1992 (12/12, 1/1), 1993 (16/16, 1/1), 1994 (16/16, 1/1), 1995 (16/16), 1996 (16/16, 1/1), 1997 (16/16, 2/2), 1998 (16/16, 2/2), 1999 (16/16, 2/2), 2000 (16/16, 2/2). **Total**— 213/148, 14/14 (Minn.—172/161, 12/12).

PRO Continues to build reputation as one of the NFL's all-time greatest receivers and continues to improve his play even as he enters his 15th NFL season...Presented the first **Walter Payton Man of the Year Award** by the NFL, recognizing him for his charitable works off the field and his character...Named the 1999 recipient of the **Byron "Whizzer" White Award** by the NFL Players Association...Has made eight consecutive trips to the **Pro Bowl**...Is only the 2nd player in NFL history to catch 1,000 passes...He ranks 2nd in NFL history for career receptions with 1,020, trailing only Jerry Rice's 1,281...Ranks 2nd in NFL history with 123 touchdown receptions, ranking behind only Rice's 176...Carter has caught his 123 career TD passes from 12 different players...Ranks 6th in NFL history with 12,962 receiving yards...Ranks 6th in NFL history for total TDs with 124, closing in on NFL legends Walter Payton (125) and Jim Brown's (126) career marks...Holds nearly every Viking receiving record, including career receptions with 931, career receiving yards with 11,512 and most total career touchdowns with 104...Holds Viking record for career yards from scrimmage with 11,532...Only Jerry Rice (860) caught more passes in the decade of the '90s than Carter's 835...Had 2nd-most receiving TDs (95) in the League during the '90s, trailing Rice's 103...His 10,238 receiving yards were 3rd-most in the '90s behind Rice's 12,078 and Michael Irvin's 10,872...Teams are 69-27 in games where Carter has a touchdown...Combined with Randy Moss for 2,711 receiving yards in 2000, a new Vikings team record breaking the mark the duo had set in 1999...Holds Vikings records for most games played by a wide receiver (172), most games started by a wide receiver (161) and most consecutive games started and played by a wide receiver (128)...Has caught a pass in 145 of the past

CONSTANTLY GREAT

Cris Carter's 1,274 receiving yards in 2000 were the 2nd-most of his career and marked the 8th straight season that he has gone over the 1,000-yard mark. The eight consecutive seasons ties Carter with Steve Largent for 2nd on the NFL's list for most straight 1,000-yard seasons, trailing only Jerry Rice's 12 consecutive. Carter has also caught 50+ passes in 10 straight seasons.

147 games...Holds team record for most consecutive games with a catch with 111, a streak that started vs. Tampa Bay (11/3/91) and was snapped vs. Chicago (12/6/98) when he left the game in the first quarter with a calf injury...Has led the Vikings in receptions for a record nine straight seasons...Has broken the 100-yard receiving plateau 39 times as a Viking and 41 times in his NFL career...Has caught 50-plus passes for 10 straight seasons...Went over the 1,000-yard mark for the 8th straight season, tying him with Steve Largent for 2nd most consecutive 1,000-yard receiving seasons in NFL history and trailing only Jerry Rice's 12 straight...Holds Viking record for most 1,000-yard receiving seasons with 8...His 12 touchdown receptions, combined with Randy Moss' 17, set a new NFL record for touchdown catches by a tandem with 29 in 1998. The mark also set a new team record, breaking the old mark of 26 set in 1995 when Carter had 17 and Jake Reed had 9...Holds Vikings post-season records for receptions (58), receiving touchdowns (8) and ranks 2nd in playoff history with 50 points, the highest total among non-kickers...**2000** Earned 8th straight trip to the **Pro Bowl**, a record for Vikings receivers...Honored by the **NFL Alumni Best at Each Position** as the League's top WR for 2000...Named to the **All-Madden Team**...Had the 2nd-highest yardage total of his career with 1,274 receiving yards...Led the Vikings with 96 catches, the 10th straight season that he has led the team...Ranked 3rd in the NFC with 96 catches...Ranked 6th in the NFC with 1,274 yards and tied for 3rd in the NFC with 9 receiving TDs...Caught his 1,000th career pass on a 4-yard TD from Daunte Culpepper vs. Detroit (11/30)...Had career-high 168 receiving yards on 9 catches vs. Miami (9/10)...Had three straight games with 100+ receiving yards, 111 at Chicago (10/15), 107 vs. Buffalo (10/22) and 115 at Tampa Bay (10/29)...Had best playoff performance of his career with 8 catches for 120 yards vs. New Orleans in Divisional Playoff (1/6/01)...Caught 4 passes for 67 yards in regular-season finale at Indianapolis (12/24)...Had 7 catches for 91 yards and a TD vs. Green Bay (12/17)...Caught 7 passes for 66 yards with a TD at St. Louis (12/10)...Caught 7 passes for 45 yards and a TD vs. Detroit (11/30)...Had a pair of catches for 22 yards at Dallas on Thanksgiving Day (11/23), earning a Turkey Leg following the game from Fox broadcasters John Madden and Pat Summerall...Had 2nd-best yardage total of the season with 138 yards on 8 catches with a TD vs. Carolina (11/19)...Had season-high 11 catches for 119 yards with a TD vs. Arizona (11/12)...Caught 5 passes for 59 yards and a TD at Green Bay (11/6) on Monday Night Football...Pulled in 7 passes for 115 yards at Tampa Bay (10/29)...Had 7 catches for 107 yards and a season-high 2 TDs vs. Buffalo (10/22)...Caught first TD of the season at Chicago (10/15) on Sunday Night Football, pulling in 7 passes for 111 yards...Had 7 catches for 67 yards at New England (9/17)...**1999** Made 7th straight trip to **Pro Bowl**...Honored as the **NFC Offensive Player of the Month** for November...Named **NFC Offensive Player of the Week** twice

CANTON BOUND CARTER

NFL CAREER RECEPTIONS

Player	Receptions
Jerry Rice	1,281
Cris Carter	1,020
Andre Reed	951
Art Monk	940
Irving Fryar	851

NFL CAREER TOUCHDOWN RECEPTIONS

Player	TD Receptions
Jerry Rice	176
Cris Carter	123
Steve Largent	100
Don Hutson	99
Don Maynard	88
Andre Reed	87

on the season, for performance at Denver (10/31) and vs. San Diego (11/28)...Named **All-Pro** by the Associated Press, Sports Illustrated, Football Digest and Pro Football Weekly/Pro Football Writers of America...Named 2nd-team **All-Pro** by College and Pro Football Weekly...Selected to the 1999 **All-Madden Team**...Named to **Howie Long's Tough Guys of the Millennium**, the only current NFL player on the list...Led the NFL with 13 touchdown receptions, tying his 2nd-highest total of his career...Ranked 2nd in the NFC with 90 catches, the 4th-highest total in team history for a season. Carter has the top five reception totals on that list...Caught one TD pass through first five games of the season, but went on to catch 12 in the next 11 games...Led or tied for team lead in catches in nine games on the '99 season as well as leading the team in receiving yards in five games...Caught his 900th career pass on a 4-yard touchdown pass from Jeff George vs. San Diego (11/28)...Went over the 10,000-yard receiving mark as a Viking at Tampa Bay (12/6)...Had his seventh straight 1,000-yard receiving season, only the fourth player in NFL history to do so, joining Jerry Rice (11 seasons), Lance Alworth (7) and Tim Brown (7)...Tied team record held by Randy Moss with seven consecutive games with a touchdown catch...Had 4-straight 100-yard games for the first time in his career, at Denver (10/31), vs. Dallas (11/8), at Chicago (11/14) and vs. San Diego (11/28)...His 5 100-yard games in 1999 ties his single-season high set in 1995...Led the NFC and ranked 3rd in the NFL in catches for first downs with 65...Tied for 2nd in the NFL with 12 catches inside opponents 20-yard line...Had 11 catches for 136 yards and 2 touchdowns vs. San Diego (11/28). San Diego was one of two teams that Carter had not scored against in his career, only Cleveland remains on that list...Tied career-high with 3 touchdown catches at Chicago (11/14), the fourth time in his career with 3 TD catches...Had post-season career highs for catches and yards with 7 receptions for 111 yards at St. Louis (1/16/00) in Divisional Playoff game...Caught a pass for 5 yards vs. Dallas (1/9/00) in Wild Card playoff...Had 3 catches for 52 yards in regular-season finale vs. Detroit (1/2/00)...Caught 5 passes for 131 yards and a touchdown at NY Giants (12/26) despite playing on a sprained ankle. His TD catch came from Randy Moss on a reverse, the first reverse pass by a receiver for a touchdown in team histo-

ry...Started game vs. Green Bay (12/20) on Monday Night Football despite a sprained ankle but did not catch a pass...Left game early at Kansas City (12/12) after severely spraining ankle. Finished game with a catch for 22 yards...Caught 6 passes for 42 yards and a touchdown at Tampa Bay (12/6) on Monday Night Football...Caught 9 passes for 141 yards and 3 touchdowns in overtime win at Chicago (11/14)...Caught 9 passes for 116 yards and a touchdown vs. Dallas (11/8) on Monday Night Football...Caught 8 passes for 144 yards and 2 touchdowns at Denver (10/31), including a crucial catch to keep the game-winning drive alive late in the fourth quarter...Had 7 catches for 84 yards and a touchdown vs. San Francisco (10/24)...Caught 4 passes for 45 yards and a touchdown at Detroit (10/17)...Pulled in 5 passes for 62 yards vs. Chicago (10/10)...Had 6 catches for 41 yards vs. Tampa Bay (10/3)...Caught 4 passes for 85 yards at Green Bay (9/26)...Pulled in 5 passes for 70 yards vs. Oakland (9/19)...Had 7 catches for 70 yards and a touchdown in season-opener at Atlanta (9/12)...**1998** Made 6th consecutive appearance in the **Pro Bowl**...Ranked 4th in the NFC with 12 receiving touchdowns...Ranked 5th in the NFC with 78 receptions...Moved into 4th place on the NFL's all-time list with his 824th catch at Dallas (11/26) in Thanksgiving Day game...Became the 6th player in NFL history with 800 career receptions with 5 catches vs. Cincinnati (11/15)...Broke Bill Brown's team record with his 77th touchdown on a pass from Brad Johnson vs. New Orleans (11/8)...Led the team in catches in 10 games on the '98 season...Ranked 2nd in the NFC in catches going for first downs as 57 of his 78 catches went for first downs, 27 of those on 3rd or 4th down...His season-high 11 catches at Baltimore (12/13) were the most by a Viking player in '98...His 13.0 yard per catch average was his highest since 1991 when he averaged 13.4 yards per catch...Had his longest catch of the season with a 54-yarder for a touchdown from Randall Cunningham at Dallas (11/26) on Thanksgiving Day and ended the day with 7 catches for 135 yards...Had three 100-yard receiving games, going 8-for-119 at Green Bay (10/5), 5-for-109 vs. Washington (10/18) and 7-for-135 at Dallas (11/26)...Had 2 touchdown receptions in season-opener vs. Tampa Bay (9/6)...**1997** Selected to his 5th straight **Pro Bowl**, his 2nd as a starter...Set team record for most Pro Bowl appearances by a wide receiver (5)...Named **All-Pro** by USA Today...Named **All-NFC** by Football News...Led the NFL in touchdown receptions (13), was 4th in



the League in receptions (89) and 7th in the NFC in receiving yards (1,069)...13 touchdowns were the 8th best single-season total in team history and 2nd highest total for touchdown receptions...89 receptions were the 4th best mark in club history...Led team in receptions (89) for a record 7th straight season...Finished tied for 1st in the NFC (tied for 3rd in the NFL) in scoring among non-kickers (84)...Set team single-season record for most two-point conversions with 3...Led or tied for the team lead in receptions in 12 games and led the club in receiving yards in eight games...Led team in 3rd-down catches for a first down with 26, including playoffs...Along with Jake Reed became the only wide receiving duo in NFL history with over 1,000 yards receiving each in four straight seasons...No other duo has more than two straight seasons...Set team record for consecutive games with a touchdown catch (6) at Buffalo (8/31)...Broke team record for 100-yard receiving games in a career (23) at Chicago (9/7)...Had a touchdown reception in five straight games (9/14-10/12)...Had 700th career catch vs. Philadelphia (9/28)...Broke team record for receiving yards in a career vs. Chicago (11/9)...Had streak of 95 straight games, including playoffs, in which he has caught at least 2 passes snapped vs. Detroit (12/14)...Tied a career-high for touchdowns in a game (3) vs. Indianapolis (12/21)...Had second-longest play (66-yard touchdown reception) in team playoff history at San Francisco (1/3/98)...**1996** Led the team in catches (96) for a record sixth straight season...Selected to his 4th straight **Pro Bowl**...First Vikings wide receiver to make four straight Pro Bowls since Ahmad Rashad from 1978-81...Named **All-Pro** by *Sports Illustrated* and **2nd-team All-NFC** by *United Press International*...Finished 5th in the NFL in receptions...Finished 6th in the NFC in receiving yards (1,163)...Tied for 5th in NFL in touchdown catches (10)...Led team in 3rd-down catches for a 1st down (24)...Had team-high 10 catches of 30 or more yards...Tied for 7th among non-kickers in the NFC in scoring (60)...Along with Jake Reed became the first wide receiving duo in NFL history with over 1,000 yards receiving each in three straight seasons...Led club in touchdown receptions with 10 which tied for the 3rd highest total in team history...Led or tied for the team lead in receptions in 12 games and led the club in receiving yards in eight games...Caught game-winning 31-yard touchdown pass in closing minutes vs. Detroit (9/1)...Had a touchdown catch in the final five games of the season which tied his team record...Caught 600th career pass vs. Carolina (10/6)...Caught 500th pass as a Viking vs. Green Bay (9/22)...Had season-high 142 yards receiving at Seattle (11/10)...Had 2 touchdowns vs. Carolina (10/6)...Became the Vikings all-time leader for touchdown catches in a career (53) vs. Denver (11/24)...**1995** Caught 122 balls for the 2nd consecutive year, giving him the most catches ever in the NFL over a two-year span...Became the 2nd player in NFL history to have back-to-back 100-catch seasons (Sterling Sharpe 1992 and 1993)...Set team season records for touchdown receptions (17) and receiving yards (1,371)...The 17 touchdown receptions tied for the NFL lead...Jerry Reichow had held the record for touchdown receptions (11) since the club's inaugural year in 1961...Broke his own record for receiving yards (1,256) set in 1994...Tied for 2nd in the NFL in receptions and 7th in the NFL in receiving yards...Finished 3rd in the NFC (tied for fourth in the NFL) in scoring among non-kickers with 102 points...Selected to the **Pro Bowl** for the third consecutive season...A 2nd-team **All-Pro** pick...Became the first player in NFL history to have 2 or more touchdown receptions in four straight games (11/12-12/3)...Set club record for consecutive games with a touchdown reception with five straight (11/5-12/3)...Led the team in 100-yard receiving games (5)...Had a season-high 12 catches vs. Houston (10/8), at Arizona (11/12) and vs. New



Orioles (11/19)...In that Arizona game, had season-high 157 yards receiving (3rd highest total of his career)...**1994** Caught a then league-record 122 balls, which shattered Sterling Sharpe's NFL record of 112 grabs set with Green Bay in 1993...Selected to the **Pro Bowl** for the 2nd straight season, his first as a starter...Earned **All-Pro** and **All-NFC** recognition...Carter and Jake Reed (85) set an NFL record at the time for receptions by a receiving duo with 207...Led the team in 100-yard receiving games (5)...Scored first 2-point conversion in team history at Chicago (9/18)...Had the first 3-touchdown performance of his career vs. Miami (9/25)...All three scores came in the first half to earn him **NFL Offensive Player of the Week** by *Pro Football Weekly*...Had career-highs with 14 catches for 167 yards at Arizona (10/2)...The 14 catches in the Arizona game were the 2nd most in team history behind Rickey Young's 15 at New England (12/16) in 1979...Had a crucial 2-point conversion in the final minutes to send the game into overtime vs. Tampa Bay (11/27)...Had 2 touchdown catches vs. Chicago (12/1), including the game-winner in overtime on a 65-yard reception to earn **NFC Offensive Player of the Week**...**1993** Was rewarded with his first trip to the **Pro Bowl**...Set then-career-highs for catches (86) and receiving yards (1,071)...The 86 receptions tied for 4th in the NFL...His 1,071 yards receiving ranked 7th in the League...Caught a 40-yard touchdown reception at NY Giants (1/9/94) in the playoffs...**1992** Led the club in receptions (53) and receiving yards (681)...Led Vikings in touchdown receptions (6)...Selected to the **All-Madden Team**...Had season-high 124 yards on 11 catches at Cincinnati (9/27)...Missed the final four games with a fractured collar bone suffered at the LA Rams (11/29)...**1991** Led club in receptions (72) and receiving yards (962)...Tied for 1st on the team in touchdown catches (5)...Scored 2 touchdowns at Atlanta (9/8), including a one-handed acrobatic 39-yard reception to seal a 20-19 victory...**1990** Claimed off waivers by the Vikings from Philadelphia on September 4...Had a 78-yard touchdown reception, the longest Vikings play of the year and 5th longest at the time in team history, as part of 6 receptions for 151 yards at Philadelphia (10/15)...**1989** Led Eagles and 3rd in the league with 11 touchdown receptions...Was named **NFC Offensive Player of the Week** after catching 8 passes for 113 yards at Chicago (10/2)...**1988**

Carter and Keith Jackson led the Eagles with 6 TD receptions...Caught an 80-yard touchdown pass vs NY Giants (10/10), the longest of his career...**1987** Selected in the 4th round of the supplemental draft by Philadelphia...First reception as a pro was a 22-yard TD catch at St. Louis (11/1).

COLLEGE Earned 1st-team All-America honors in 1986...Two-time All-Big Ten pick at Ohio State...Finished as the Buckeyes' all-time leader in receptions (168) and touchdown catches (27)...Set school single-season marks for touchdown catches (11) and receiving yards (1,127) in 1986...Big Ten's leading receiver with 69 receptions in '86...Ranks 2nd in school history with 2,725 yards receiving...Set Rose Bowl receiving record as a freshman with 172 yards.

PERSONAL Born Christopher D. Carter in Troy, OH...1983 Parade All-America selection at Middletown, OH, High School...Caught 80 passes for over 2,000 yards...Scored 1,600 career points in basketball...Frequently speaks to schools about drug awareness...Works in the Twin Cities community through "Cris' CAUSE" (Christian Athletes United for Spiritual Empowerment)...Actively involved in the Big

Brother-Big Sister program...Joined with college roommate William White of the Atlanta Falcons to establish the Carter-White Charitable Foundation, which sponsors numerous activities, such as non-profit football camps for underprivileged children and assists underprivileged high school students preparing for college entrance examinations by financing preparatory courses...Received the NFL Extra Effort Award for September, 1994 for outstanding commitment to community service activities...Was given the Athletes In Action Bart Starr Award in January of 1995 for outstanding character and leadership on and off the field...Received the Midwest Sports Channel Citizen Athlete Award in 1995...During 1996 offseason was ordained as a minister...Finished second in the True Value NFL Man of the Year Award in 1997...Served as a keynote speaker at the United Way Reason To Be Thankful celebration held the day after Thanksgiving 2000 at Winter Park for Twin Cities area youths...Older brother, Butch, played seven years in the NBA and was head coach of the Toronto Raptors...Cris' and wife Melanie have two children, Duron Christopher (3/22/91) and Montrae (9/7/93).

CARTER'S NFL TOTALS

RECEIVING

Year	No.	Yds.	Avg.	Lg	TD	2pt
1987 (Phil.)	5	84	16.8	25	2	—
1988 (Phil.)	39	761	19.5	80t	6	—
playoffs	1	17	17.0	17	0	—
1989 (Phil.)	45	605	13.4	42	11	—
1990	27	413	15.3	78t	3	—
1991	72	962	13.4	50	5	—
1992	53	681	12.8	44	6	—
playoffs	3	77	25.7	42	0	—
1993	86	1,071	12.5	58	9	—
playoffs	4	83	20.8	40t	1	—
1994	#122	1,256	10.3	65t	7	2
playoffs	8	61	7.6	19	1	0
1995	122	1,371	11.2	60t	17	0
1996	96	1,163	12.1	43t	10	0
playoffs	3	36	12.0	30t	1	1
1997	89	1,069	12.0	43	13	3
playoffs	12	176	14.7	66t	2	0
1998	78	1,011	13.0	54t	12	0
playoffs	11	149	13.5	45	0	0
1999	90	1,241	13.8	68	13	0
playoffs	8	116	14.5	22t	2	0
2000	96	1,274	13.3	53	9	0
playoffs	11	144	12.7	34	1	0
Totals	1,020	12,962	12.7	80t	123	5
playoffs	61	859	14.1	66t	8	1

NFL Record (at the time)

Recovered fumble in end zone for a touchdown vs. NY Giants, 11/20/88

SINGLE-GAME CAREER HIGHS

Receptions	14	@ Arizona, 10/2/94
Yards Receiving	168	vs. Miami, 9/10/00
Reception Average	32.4	vs. NY Giants, 10/10/88 (5 for 162)
TDs Receiving	3	vs. Mia., 9/25/94; vs. Ind., 12/21/97; vs. S.D., 11/28/99; @ Chi., 11/14/99
Longest Reception	80t	vs. NY Giants, 10/10/88
Longest Rush	11	vs. Minnesota, 11/19/89

RUSHING

Year	No.	Yds.	Avg.	Lg	TD
1988 (Phil.)	1	1	1.0	1	0
1989 (Phil.)	2	16	8.0	11	0
1990	2	6	3.0	8	0
1992	5	15	3.0	6	0
1995	1	0	0.0	0	0
1998	1	-1	-1.0	-1	0
Totals	12	37	3.1	11	0

PASSING

Year	No.	Yds.	Avg.	Lg	TD
1988 (Phil.)	1	0	0.0	0	0

KICKOFF RETURNS

Year	No.	Yds.	Avg.	Lg	TD
1988 (Phil.)	12	241	20.1	33	0
1996	1	3	3.0	3	0
Totals	13	244	18.8	33	0

CARTER'S 100-YARD RECEIVING GAMES (43)

OPPONENT	No.	Yards	Avg.	Lg	TD
@ NY Giants, 10/10/88	5	162	32.4	80t	1
@ Chicago, 10/2/89	8	113	14.1	37	0
@ Philadelphia, 10/15/90	6	151	25.2	78t	2
LA Raiders, 12/22/90	8	127	15.9	36	1
Phoenix, 10/13/91	6	118	19.7	42	1
@ New England, 10/20/91	10	114	10.4	32	0
Detroit, 11/24/91	7	111	15.9	34	0
Green Bay, 12/21/91	7	112	16.0	50	0
@ Cincinnati, 9/27/92	11	124	11.3	30t	2
@ Denver, 11/14/93	6	134	22.3	55	1
@ Green Bay, 12/19/93	6	106	17.7	58	2
@ Washington, 12/31/93	7	113	16.1	29	0
@ Arizona, 10/2/94	4	167	11.9	29	0
New Orleans, 11/6/94	12	151	12.6	32	0
NY Jets, 11/20/94	11	100	9.1	21	1
Chicago, 12/1/94	9	124	13.8	65	2
@ Buffalo, 12/11/94	9	111	12.3	22	0
Houston, 10/8/95	12	115	9.6	21	2
@ Arizona, 11/12/95	12	157	13.1	29	2
New Orleans, 11/19/95	12	137	11.4	20t	2
Tampa Bay, 12/3/95	6	136	22.7	60t	2
Cleveland, 12/9/95	8	124	15.5	52	0
@ Seattle, 11/10/96	7	142	20.3	40	0
@ Buffalo, 8/31/97	8	121	15.1	35t	2
@ Chicago, 9/7/97	9	107	11.9	21	0
New England, 11/2/97	8	116	14.5	43	1
@ NY Jets, 11/23/97	6	105	17.5	33	0
@ Green Bay, 10/5/98	8	119	14.9	33	0
Washington, 10/18/98	5	109	21.8	41	1
@ Dallas, 11/26/98	7	135	19.3	54t	1
@ Denver, 10/31/99	8	144	18.0	37t	2
Dallas, 11/8/99	9	116	12.9	39	1
@ Chicago, 11/14/99	9	141	15.7	68	3
San Diego, 11/28/99	11	136	12.4	34t	2
@ NY Giants, 12/26/99	5	131	26.2	37	1
@ St. Louis, 1/16/00*	7	111	15.9	22t	1
Miami, 9/10/00	9	168	18.7	42	0
@ Chicago, 10/15/00	7	111	15.9	26	1
Buffalo, 10/22/00	7	107	15.3	28	2
@ Tampa Bay, 10/29/00	7	115	16.4	39	0
Arizona, 11/12/00	11	119	10.8	23	1
Carolina, 11/19/00	8	138	17.3	53	1
New Orleans, 1/6/01*	8	120	15.0	34	1

* playoffs

CARTER VS. THE NFL

NATIONAL FOOTBALL CONFERENCE

TEAM	Gms	No.	Yards	Long	TD
Arizona	13	76	1,045	42	13
Atlanta	4	19	321	50t	5
Carolina	3	17	246	53	4
Chicago	23	139	1,582	68	10
Dallas	11	44	566	70	9
Detroit	21	99	1,070	34	9
Green Bay	18	101	1,212	58	10
Minnesota	2	5	30	12	1
New Orleans	7	45	553	34	5
NY Giants	10	37	650	80t	4
Philadelphia	2	11	209	78t	3
St. Louis	6	26	342	23	3
San Francisco	9	44	460	40	8
Tampa Bay	23	105	1,299	60t	9
Washington	8	29	499	44	2

AMERICAN FOOTBALL CONFERENCE

TEAM	Gms	No.	Yards	Long	TD
Baltimore	1	11	85	18	1
Buffalo	4	25	349	35t	4
Cincinnati	4	25	310	30	3
Cleveland	3	12	166	52	0
Denver	6	28	403	55	5
Indianapolis	2	9	156	34	3
Jacksonville	1	4	27	12	1
Kansas City	4	15	199	31t	3
Miami	2	16	249	44	3
New England	5	31	343	43	1
NY Jets	3	18	219	33	2
Oakland	5	26	327	36	1
Pittsburgh	3	9	140	41	2
San Diego	3	20	258	34t	2
Seattle	3	12	217	49	1
Tennessee	4	23	289	38t	4

CARTER'S TOUCHDOWNS

(REGULAR SEASON & PLAYOFFS)

PASSER	TDs
Randall Cunningham	33
Warren Moon	27
Brad Johnson	21
Jeff George	13
Daunte Culpepper	9
Rich Gannon	9
Jim McMahon	7
Sean Sallsbury	5
Wade Wilson	3
Matt Cavanaugh	1
Randy Moss	1
Roger Ruzek	1

NFL'S ALL-TIME TOUCHDOWN LEADERS

(REGULAR SEASON & PLAYOFFS)

PLAYER	RUSHING	RECEIVING	RETURN	TOTAL
Jerry Rice	10	176	1	187
Emmitt Smith	145	11	0	156
Marcus Allen	123	21	1	145
Jim Brown	106	20	0	126
Walter Payton	110	15	0	125
Cris Carter	0	123	1	124
John Riggins	104	12	0	116
Lenny Moore	63	48	2	113
Barry Sanders	99	10	0	109
Don Hutson	3	99	3	105

CRIS CARTER AMONG THE NFL'S ALL-TIME LEADING RECEIVERS

PASS RECEPTIONS

1. Jerry Rice	1,281
2. Cris Carter	1,020
3. Andre Reed	951
4. Art Monk	940
5. Irving Fryar	851
6. Tim Brown	846
7. STEVE LARGENT	819
8. Henry Ellard	814
9. James Lofton	764
10T. CHARLIE JOINER	750
10T. Michael Irvin	750
12. Andre Rison	743
13. Gary Clark	699
14. OZZIE NEWSOME	662
15. CHARLEY TAYLOR	649

TOUCHDOWN RECEPTIONS

1. Jerry Rice	176
2. Cris Carter	123
3. STEVE LARGENT	100
4. DON HUTSON	99
5. DON MAYNARD	88
6. Andre Reed	87
7T. LANCE ALWORTH	85
7T. PAUL WARFIELD	85
7T. Andre Rison	85
10T. Mark Clayton	84
10T. TOMMY MCDONALD	84
10T. Tim Brown	84
10T. Irving Fryar	84
14. Art Powell	81
15T. Harold Carmichael	79
15T. CHARLEY TAYLOR	79

RECEIVING YARDS

1. Jerry Rice	19,247
2. James Lofton	14,004
3. Henry Ellard	13,777
4. Andre Reed	13,198
5. STEVE LARGENT	13,089
6. Cris Carter	12,962
7. Art Monk	12,721
8. Irving Fryar	12,735
9. CHARLIE JOINER	12,146
10. Tim Brown	12,101
11. Michael Irvin	11,904
12. Don Maynard	11,834
13. Gary Clark	10,856
14. Harold Jackson	10,372
15. LANCE ALWORTH	10,266

Pro Football Hall of Fame members in ALL CAPS

CRIS CARTER CAREER GAME-BY-GAME

1987		No.	Yds.	Avg.	Lg	TD
11/1	@ St. Louis	1	22	22.0	22t	1
11/29	@ New England	1	13	13.0	13	0
12/6	@ NY Giants	1	25	25.0	25	0
12/20	@ NY Jets	1	14	14.0	14t	1
12/27	Buffalo	1	10	10.0	10	0
TOTALS		5	84	16.8	25	2

1988		No.	Yds.	Avg.	Lg	TD
9/4	@ Tampa Bay	4	85	21.3	24	0
9/11	Cincinnati	2	20	10.0	16	0
9/18	@ Washington	1	3	3.0	3	0
9/25	@ Minnesota	1	3	3.0	3	0
10/2	Houston	2	58	29.0	38t	1
10/10	NY Giants	5	162	32.4	80t	1
10/16	@ Cleveland	2	30	15.0	16	0
10/23	Dallas	1	12	12.0	12	0
10/30	Atlanta	4	85	21.3	50t	2
11/6	LA Rams	5	61	12.2	18	0
11/13	@ Pittsburgh	3	73	24.3	41	0
11/27	Phoenix	3	76	25.3	35	1
12/4	Washington	2	22	11.0	14	0
12/10	@ Phoenix	1	37	37.0	37t	1
12/18	@ Dallas	3	34	11.3	19	0
TOTALS		39	761	19.5	80t	6

PLAYOFFS

12/31	Chicago	1	17	17.0	17	0
-------	---------	---	----	------	----	---

1989		No.	Yds.	Avg.	Lg	TD
9/10	Seattle	3	63	21.0	42	1
9/17	@ Washington	5	79	15.8	35	1
9/24	San Francisco	2	13	6.5	8	0
10/2	@ Chicago	8	113	14.1	37	0
10/8	NY Giants	2	27	13.5	23	0
10/15	@ Phoenix	2	42	21.0	40t	2
10/29	@ Denver	2	9	4.5	5t	1
11/5	@ San Diego	3	47	15.7	20	0

11/12	Washington	3	29	9.7	15	0
11/19	Minnesota	4	27	6.7	12	1
11/23	@ Dallas	3	53	17.7	29	2
12/10	Dallas	4	44	11.0	20	2
12/18	@ New Orleans	1	8	8.0	8	0
12/24	Phoenix	3	51	17.0	26	1
TOTALS		45	605	13.4	42	11

1990		No.	Yds.	Avg.	Lg	TD
9/30	Tampa Bay	2	23	11.5	14	0
10/7	Detroit	1	7	7.0	7	0
10/15	@ Philadelphia	6	151	25.2	78t	2
11/18	@ Seattle	2	12	6.0	8	0
11/25	Chicago	2	26	13.0	13	0
12/9	@ NY Giants	1	10	10.0	10	0
12/16	@ Tampa Bay	3	44	14.7	16	0
12/22	LA Raiders	8	127	15.9	36	1
12/30	San Francisco	2	13	6.5	11	0
TOTALS		27	413	15.3	78t	3

1991		No.	Yds.	Avg.	Lg	TD
9/1	@ Chicago	4	36	9.0	17	0
9/8	@ Atlanta	5	94	18.8	39	2
9/15	San Francisco	4	32	8.0	12	0
9/22	@ New Orleans	3	16	5.3	6	0
9/29	Denver	4	42	10.5	22	0
10/6	@ Detroit	2	19	9.5	12	0
10/13	Phoenix	6	118	19.7	42	1
10/20	@ New England	10	114	11.4	32	0
11/3	Tampa Bay	3	31	10.3	22	0
11/11	Chicago	8	85	10.6	21	0
11/17	@ Green Bay	7	94	13.4	29	2
11/24	Detroit	7	111	15.8	34	0
12/8	@ Tampa Bay	1	41	41.0	41	0
12/15	LA Rams	1	17	17.0	17	0
12/21	Green Bay	7	112	16.0	50	0
TOTALS		72	962	13.4	50	5

CRIS CARTER CAREER GAME-BY-GAME CONTINUED

1992		No.	Yds.	Avg.	Lg	TD
9/6	@ Green Bay	2	27	13.5	15	0
9/13	@ Detroit	2	27	13.5	17	0
9/20	Tampa Bay	4	84	21.0	30	2
9/27	@ Cincinnati	11	124	11.3	30	2
10/4	Chicago	8	67	8.4	18	1
10/15	Detroit	6	83	13.8	29	1
10/25	Washington	3	67	22.3	44	0
11/2	@ Chicago	2	41	20.5	26	0
11/8	@ Tampa Bay	8	84	10.5	33	0
11/15	Houston	3	38	12.7	26	0
11/22	Cleveland	2	12	6.0	8	0
11/29	@ LA Rams	2	27	13.5	23	0
TOTALS		53	681	12.8	44	6

PLAYOFFS

1/2	Washington	3	77	25.7	42	0
-----	------------	---	----	------	----	---

1993		No.	Yds.	Avg.	Lg	TD
9/5	@ LA Raiders	7	74	10.6	16	0
9/12	Chicago	8	52	6.5	16t	1
9/19	Green Bay	4	44	11.0	19	0
10/3	@ San Francisco	5	70	14.0	40	1
10/10	Tampa Bay	5	57	11.4	20	0
10/25	@ Chicago	5	31	6.2	14	0
10/31	Detroit	9	88	9.8	21	1
11/7	San Diego	6	75	12.5	21	0
11/14	@ Denver	6	134	22.3	55	1
11/21	@ Tampa Bay	2	10	5.0	7	0
11/28	New Orleans	3	50	16.7	34	1
12/5	@ Detroit	2	9	4.5	8	0
12/12	Dallas	6	70	11.7	21	0
12/19	@ Green Bay	6	106	17.7	58	2
12/26	Kansas City	5	88	17.6	31t	2
12/31	@ Washington	7	113	16.1	29	0
TOTALS		86	1,071	12.5	58	9

PLAYOFFS

1/9	@ NY Giants	4	83	20.8	40t	1
-----	-------------	---	----	------	-----	---

1994		No.	Yds.	Avg.	Lg	TD
9/4	@ Green Bay	5	35	7.0	9	0
9/11	Detroit	6	49	8.2	16	0
9/18	@ Chicago	9	86	9.6	21	0
9/25	Miami	7	81	11.6	44	3
10/2	@ Arizona	14	167	11.9	29	0
10/10	@ NY Giants	4	50	12.5	21	1
10/20	Green Bay	10	68	6.8	15	0
10/30	@ Tampa Bay	5	51	10.2	22	0
11/6	New Orleans	12	151	12.6	32	0
11/13	@ New England	5	33	6.6	10	0
11/20	NY Jets	11	100	9.1	21	1
11/27	Tampa Bay	5	46	9.2	14	0

12/1	Chicago	9	124	13.8	65t	2
12/11	@ Buffalo	9	111	12.3	22	0
12/17	@ Detroit	8	80	10.0	17	0
12/26	San Francisco	3	24	8.0	10	0
TOTALS		122	1,256	10.3	65t	7

PLAYOFFS

1/1	Chicago	8	61	7.6	19	1
-----	---------	---	----	-----	----	---

1995		No.	Yds.	Avg.	Lg	TD
9/3	@ Chicago	5	83	16.6	34	0
9/10	Detroit	6	57	9.5	27	0
9/17	Dallas	5	39	7.8	12	1
9/24	@ Pittsburgh	6	67	11.2	22t	2
10/8	Houston	12	115	9.6	21	2
10/15	@ Tampa Bay	4	21	5.3	9	0
10/22	@ Green Bay	5	58	11.6	37	0
10/30	Chicago	8	68	8.5	16	0
11/5	Green Bay	9	91	10.1	28	1
11/12	@ Arizona	12	157	13.1	29	2
11/19	New Orleans	12	137	11.4	20t	2
11/23	@ Detroit	5	51	10.2	16	2
12/3	Tampa Bay	6	136	22.7	60t	2
12/9	Cleveland	8	124	15.5	52	0
12/18	@ San Francisco	12	88	7.3	18	2
12/24	@ Cincinnati	7	79	11.3	21	1
TOTALS		122	1,371	11.2	60t	17

1996		No.	Yds.	Avg.	Lg	TD
9/1	Detroit	8	88	11.0	31t	1
9/8	@ Atlanta	4	75	18.8	40	1
9/15	@ Chicago	5	74	14.8	30	0
9/22	Green Bay	5	65	13.0	35	0
9/29	@ NY Giants	6	55	9.2	15	0
10/6	Carolina	7	90	12.9	29	2
10/13	Tampa Bay	3	63	21.0	26	0
10/28	Chicago	5	34	6.8	13	0
11/3	Kansas City	9	89	9.9	31	1
11/10	@ Seattle	7	142	20.3	49	0
11/17	Oakland	6	56	9.3	20	0
11/24	Denver	8	74	9.3	18	1
12/1	Arizona	5	40	8.0	14	1
12/8	@ Detroit	7	83	11.9	30t	1
12/15	Tampa Bay	8	89	11.1	36t	1
12/22	@ Green Bay	3	46	15.3	43t	1
TOTALS		96	1,163	12.1	43t	10

PLAYOFFS

12/28	@ Dallas	3	36	12.0	30t	1
-------	----------	---	----	------	-----	---

1997		No.	Yds.	Avg.	Lg	TD
8/31	@ Buffalo	8	121	15.1	35t	2
9/7	@ Chicago	9	107	11.9	21	0
9/14	Tampa Bay	6	69	11.5	30t	1

CRIS CARTER CAREER GAME-BY-GAME CONTINUED

9/21	@ Green Bay	5	32	6.4	9	1
9/28	Philadelphia	5	58	11.6	19	1
10/5	@ Arizona	6	64	10.6	26	1
10/12	Carolina	2	18	9.0	12	1
10/26	@ Tampa Bay	7	80	11.4	20	0
11/2	New England	8	116	14.5	43	1
11/9	Chicago	8	69	8.6	24	0
11/16	@ Detroit	4	38	9.5	16	0
11/23	@ NY Jets	6	105	17.5	33	0
12/1	Green Bay	6	52	8.7	13	0
12/7	@ San Francisco	3	43	14.3	22t	2
12/14	Detroit	1	8	8.0	8	0
12/21	Indianapolis	5	89	17.8	34	3
TOTALS		89	1,069	12.0	43	13

PLAYOFFS

12/27	@ NY Giants	6	83	13.8	21	0
1/3	@ San Francisco	6	93	15.5	66t	2
TOTALS		12	176	14.7	66t	2

1998		No.	Yds.	Avg.	Lg	TD
9/6	Tampa Bay	5	31	6.2	18t	2
9/13	@ St. Louis	4	60	15.0	20	1
9/20	Detroit	3	27	9.0	11	0
9/27	@ Chicago	4	68	17.0	35t	1
10/5	@ Green Bay	8	119	14.9	33	0
10/18	Washington	5	109	21.8	41	1
10/25	@ Detroit	5	73	14.6	25	1
11/1	@ Tampa Bay	2	13	6.5	11	0
11/8	New Orleans	6	71	11.8	17	1
11/15	Cincinnati	5	87	17.4	27	0
11/22	Green Bay	3	28	9.3	16	1
11/26	@ Dallas	7	135	19.3	54t	1
12/13	@ Baltimore	11	85	7.7	18	1
12/20	Jacksonville	4	27	6.8	12	1
12/26	@ Tennessee	6	78	13.0	38t	1
TOTALS		78	1,011	13.0	54t	12

PLAYOFFS

1/10	Arizona	5	82	16.4	45	0
1/17	Atlanta	6	67	11.2	17	0
TOTALS		11	149	13.5	45	0

1999		No.	Yds.	Avg.	Lg	TD
9/12	@ Atlanta	7	70	10.0	26	1
9/19	Oakland	5	70	14.0	24	0
9/26	@ Green Bay	4	85	21.3	27	0
10/3	Tampa Bay	6	41	6.8	24	0
10/10	Chicago	5	62	12.4	18	0
10/17	@ Detroit	4	45	11.3	17t	1
10/24	San Francisco	7	84	12.0	36	1
10/31	@ Denver	8	144	18.0	37t	2
11/8	Dallas	9	116	12.9	39	1

11/14	@ Chicago	9	141	15.7	68	3
11/28	San Diego	11	136	12.4	34t	2
12/6	@ Tampa Bay	6	42	7.0	20	1
12/12	@ Kansas City	1	22	22.0	22	0
12/26	@ NY Giants	5	131	26.2	37	1
1/2/00	Detroit	3	52	17.3	21	0
TOTALS		90	1,241	13.8	68	13

PLAYOFFS

1/9	Dallas	1	5	5.0	5t	1
1/16	@ St. Louis	7	111	15.9	22t	1
TOTALS		8	116	14.5	22t	2

2000		No.	Yds.	Avg.	Lg	TD
9/3	Chicago	2	26	13.0	17	0
9/10	Miami	9	168	18.7	42	0
9/17	@ New England	7	67	9.6	27	0
10/1	@ Detroit	3	30	10.0	12	0
10/9	Tampa Bay	3	43	14.3	20	0
10/15	@ Chicago	7	111	15.9	26	1
10/22	Buffalo	7	107	16.4	39	2
10/29	@ Tampa Bay	7	115	16.4	39	0
11/6	@ Green Bay	5	59	11.8	15	1
11/12	Arizona	11	119	10.8	23	1
11/19	Carolina	8	138	17.3	53	1
11/23	@ Dallas	2	22	11.0	12	0
11/30	Detroit	7	45	6.4	9	1
12/10	@ St. Louis	7	66	9.4	19	1
12/17	Green Bay	7	91	13.0	28	1
12/24	@ Indianapolis	4	67	16.8	20	0
TOTALS		96	1,274	13.3	53	9

PLAYOFFS

1/6	New Orleans	8	120	15.0	34	1
1/14	@ NY Giants	3	24	8.0	13	0
TOTALS		11	144	13.1	34	1



Cris and Melanie Carter with the 1999 NFL Walter Payton Man of the Year Award presented to Cris during Super Bowl XXXIV week activities in Atlanta.

CRIS CARTER NFL CAREER REWIND

PHILADELPHIA EAGLES 1987-89


Regular Season- 89 catches, 1,450 yards, 16.3 avg., 19 TDs

Playoffs- 1 catch, 17 yards, 17.0 avg., 0 TDs

MINNESOTA VIKINGS 1990-2000

Regular Season- 931 catches, 11,512 yards, 12.4 avg., 104 TDs

Playoffs- 60 catches, 842 yards, 14.0 avg., 8 TDs



FIRST NFL CATCH & FIRST NFL TD

November 1, 1987 at St. Louis, 22 yard TD from Randall Cunningham

FIRST CATCH AS A MINNESOTA VIKING

September 30, 1990 vs. Tampa Bay, 9 yards from Rich Gannon

FIRST TD CATCH AS A MINNESOTA VIKING

October 15, 1990 at Philadelphia, 42 yards from Rich Gannon

CAREER-HIGH FOR SINGLE-GAME CATCHES

October 2, 1994 at Arizona, 14 receptions from Warren Moon

BROKE VIKINGS CAREER RECEPTIONS RECORD

September 22, 1996 vs. Green Bay, breaking record of 498 catches held by Steve Jordan

BROKE VIKINGS CAREER YARDS RECORD

November 9, 1997 vs. Chicago, breaking record of 7,636 yards held by Anthony Carter

BROKE VIKINGS CAREER TDs RECORD

November 8, 1998 vs. New Orleans, 14 yards from Brad Johnson, breaking record of 76 TDs held by Bill Brown

CAUGHT 100TH CAREER TD

December 20, 1998 vs. Jacksonville, 1 yard from Brad Johnson

WENT OVER 10,000 YARDS AS A VIKING

December 6, 1999 at Tampa Bay from Jeff George

CAUGHT 1,000TH CAREER PASS

November 30, 2000 vs. Detroit, a 4-yard TD from Daunte Culpepper, becoming only the second player in NFL history to catch 1,000 passes



NOTABLE: Has played and started 128 consecutive games, a record for Vikings wide receivers...Has played in 172 and started 161 total games as a Viking, also records among wide receivers...Caught a pass in a team-record 111 straight games, a streak starting vs. Tampa Bay (11/3/91) and ending vs. Chicago (12/6/98)...Ranks 6th in NFL history with 124 TDs, on the verge of passing Walter Payton (125) and Jim Brown (126)...Has played in eight consecutive Pro Bowls...His eight Pro Bowls ranks 2nd in NFL history for most appearances among wide receivers behind Jerry Rice's 12...His eight Pro Bowl appearances ranks 3rd in Vikings history behind only Randall McDaniel (11) and Alan Page (9)...1995 recipient of the Athletes in Action Bart Starr Award for outstanding character and leadership...1999 recipient of the Byron "Whizzer" White Award presented by the NFL Players Association...1999 recipient of the Walter Payton Man of the Year award.

22

TYRONE CARTER/SAFETY

HT. 5-8

WT. 190

DOB 3-31-76

COLLEGE: MINNESOTA

ACQUIRED: D4b FOR '00

NFL: 2nd YEAR

VIKINGS: 2nd YEAR

PLAYERS



GAMES/STARTS (reg. season, playoffs): 2000 (15/7, 2/1).

PRO Joins defensive tackle Chris Hovan as the only rookies to earn starts on the Vikings defense in 2000...Contributed as a return man and cover man on special teams and started seven games at free safety as a rookie...Solid tackler with a nose for the ball who tied for the team-high with 2 forced fumbles as a rookie...Selected by the Vikings with their second pick in the 4th round (118th overall)...First Golden Gopher to be selected by the Vikings since offensive lineman Chris Thome was selected in the 5th round (119th overall) of



the 1991 Draft...High school teammate at Ely High in Pompano Beach, FL. of fellow 2000 rookie Corey Simon of the Philadelphia Eagles...Changed his jersey from #37 as a rookie to #22 for his second NFL season, the same number he wore in college...2000 Earned first NFL start on the national stage when he stepped in for an injured Orlando Thomas at FS in Monday Night Football game at Green Bay (11/6)...Went on to start the next six straight games, vs. Arizona (11/12), vs. Carolina (11/19), at Dallas (11/23), vs. Detroit (11/30), at St. Louis (12/10) and vs. Green Bay (12/17)...Played in both postseason games and started NFC Championship game at NY Giants (1/14/01) in place of Orlando Thomas at FS...Ended the season tied with fellow rookie Troy Walters for the longest kickoff return of the season with a 38-yarder in the season opener vs. Chicago (9/3)...Started the season as the team's primary kickoff return man, setting a season-high with 6 returns for 134 yards (22.3 avg.) with a long of 29 vs. Tampa Bay (10/9) on Monday Night Football...Had season-high 8 tackles, 6 solo, at Green Bay (11/6) on Monday Night Football...Tied regular-season high with 8 tackles, 7 solo, and had a pass defended in NFC Championship game at NY Giants (1/14/01)...Notched 2 tackles in first career postseason action in Divisional Playoff vs. New Orleans (1/6/01)...Posted 7 tackles vs. Green Bay (12/17)...Had 6 solo tackles at St. Louis (12/10)...Recovered first career fumble and had 3 tackles vs. Detroit (11/30)...Notched 3 tackles in Thanksgiving Day game at Dallas (11/23)...Had 5 tackles vs. Carolina (11/19)...Forced a fumble on the Cardinals' Michael Pittman to stop Arizona's first drive of the 4th quarter and had 5 tackles vs. Arizona (11/12)...Saw first significant time on defense at Tampa Bay (10/29) when Orlando Thomas left the game with a scapula injury and went on to post 3 tackles...Inactive for game vs. Buffalo (10/22)...Returned 6 kickoffs for 134 yards (22.3 avg.) with a long of 29 and forced first career fumble on special teams coverage vs. Tampa Bay (10/9) on Monday Night Football...Had 4 kickoff returns for 82 yards (20.5 avg.) with a long of 23 at Detroit (10/1)...Took a kickoff back 24 yards at New England (9/17)...Returned a kickoff 25 yards vs. Miami (9/10)...Officially opened the 2000 season by returning the opening kickoff of the season-opener vs. Chicago (9/3) for 21 yards...Finished the game vs. Chicago (9/3) with 5 returns for 124 yards (24.8 avg.) and had a career-high 38-yard long, which would be tied for the Vikings season-long kickoff return.

COLLEGE Was the first Gopher to earn consecutive All-American honors since Bobby Bell in 1961-62...Never missed a game in his four-year career...Holds the school career-records with 414 solo and 528 total tackles...His 528 career tackles is the most ever by a defensive back in NCAA Division 1-A, topping 481 by Mike Staid of Tulane (1991-94)...His 414 solo hits set a Division 1-A career-record for all positions, surpassing the previous mark set by Greg Garnica of Ball St. (1986-89)...Was a 1999 All-American first-team selection by *SportsPage.com*, *The Sporting News*, and *Associated Press*...Recipient of the Jim Thorpe Award, given to the nation's top defensive back...Finalist for the Bronko Nagurski Award, given to the nation's premier defensive player...Named to 1998 *Football News* and *The Sports Network* 1st-team All-America teams, adding 2nd-team honors from *Associated Press* and 3rd-team from *The Sporting News*...A 1st-team All-Big Ten selection by both coaches and media...Semi-finalist for both the Jim Thorpe Award and *The Football News* National Defensive Player of the Year Award...Team MVP and team's defensive MVP...An All-Big 10

2nd-team selection in 1997...Led the team with 143 tackles, had 6 passes defended and an interception...Played every game in 1996, starting nine at strong safety...Made 83 tackles, 3 fumble recoveries, an interception and pass deflection.
PERSONAL Graduate of Ely (Pompano Beach, Fla.) High...Miami Sun Sentinel All-County defensive first-team choice as a senior...Miami Herald All-County offensive 1st-team honors as a running back, gaining 1,349 yards...*Miami Sun Sentinel* 3rd-team All-State selection...Scored 23 touch-

downs his senior year, including kickoff returns of 90, 95, and 97 yards...Team MVP in both football and basketball...Sociology major...Has two children, Tyrone, Jr. and Tristan...Will serve as the Vikings spokesman for the Boy Scouts in 2001...Participated in Dennis Green/United Way Youth Football Day and the United Way Reason To Be Thankful Celebration the day after Thanksgiving 2000 at Winter Park.

CARTER'S VIKINGS TOTALS

Tackles							Special Teams				
Year	Solo	Asst.	Total	Sacks	PBU	TFL	QBH	FF	Solo	Asst.	Total
2000.....	30	10	40	0.0	0	0	0	2	5	3	8
playoffs ..	9	1	10	0.0	1	0	0	0	1	2	3

OPPONENT'S FUMBLES RECOVERED

Year	No.	Yards	Avg.	Lg	TD
2000.....	1	0	0.0	0	0

KICKOFF RETURNS

Year	No.	Yards	Avg.	Lg	TD
2000.....	17	389	22.9	38	0

SINGLE-GAME CAREER HIGHS

Tackles.....	8	@ Green Bay, 11/6/00
Solos	6	@ Green Bay, 11/6/00; @ St. Louis, 12/10/00
Forced Fumbles.....	1	vs. Tampa Bay, 10/9/00; vs. Arizona, 11/12/00
Fumble Recoery	1	vs. Detroit, 11/30/00
Spec. Teams Tackles ..	2	vs. Tampa Bay, 10/9/00
Kickoff Returns	6	vs. Tampa Bay, 10/9/00
Kickoff Ret. Yards ..	134	vs. Tampa Bay, 10/9/00
Long Kickoff Return ..	38	vs. Chicago, 9/3/00



MATT CERCONE/TIGHT END

HT. 6-5

WT. 252

DOB 11-30-75

COLLEGE: ARIZONA STATE

ACQUIRED: FA FOR '01

NFL: 2nd YEAR

VIKINGS: 2nd YEAR



GAMES/STARTS (reg. season, playoffs): 2000 (2/0, 0/0).
PRO Versatile player who can line up at tight end, fullback or H-back...Will compete for an expanded role in the Vikings offense and on special teams this season...**2000** Saw first NFL regular-season action vs. Carolina (11/19) and the following week on Thanksgiving Day at Dallas (11/23)...Saw

time on special teams and on offense at Dallas (11/23)...Inactive for game vs. Detroit (11/30)...Spent 2000 training camp with the Vikings before being released on August 27 when rosters were reduced to the final 53 players...Signed to the Vikings' practice squad on August 29...Spent a week on practice squad and was released on September 5...Re-signed to the practice squad on September 25 when he spent seven weeks before being called to the active roster for three weeks, vs. Carolina (11/19), at Dallas (11/23) and vs. Detroit (11/30)...Moved from active roster to practice squad on December 5 where he spent the rest of the regular-season and both playoff games...Spent the 2000 NFL Europe season with the Barcelona Dragons, catching 6 passes for 44 yards and a TD in helping the Dragons to a .500 record...Spent 1999 training camp with the Vikings but was released on August 27, 1999...Originally signed as a rookie free agent on April 30, 1999.

COLLEGE Caught 10 passes for 102 yards and a touchdown during his senior season as the Sun Devils went 5-6 overall in 1998...In a three-game stretch against Notre Dame, Stanford and Washington State he had 5 catches for 39 yards and a touchdown...Had career-best day in 34-15 win



vs. North Texas when he pulled in 4 passes for 55 yards...Had 3 catches for 18 yards vs. Notre Dame...Had a 2-yard touchdown catch in 44-38 overtime win vs. Stanford as well as returning a kickoff for 11 yards...Had a career-long 19 yard catch at Washington State...Caught a pass for 8 yards at Oregon...All 8 of his catches went for a first down or a touchdown in 1997 as a junior...Started 1st game as a Sun Devil against BYU...Scored ASU's only touchdown in a 13-10 win vs. Oregon State and finished the day with 2 catches for 25 yards...Had a 14-yard touchdown catch vs. Washington...Had a 12-yard reception against Oregon...Had an 11-yard catch against USC...Caught a 16-yard pass at Miami (Fla.)...Had his season-long 17 yard catch vs. arch-rival Arizona...Played two seasons (1995-96) at Bakersfield Community College...Named JC Gridwire All-American in 1996 as well as earning the Bakersfield CC Coaches Award as the Most Outstanding Player...Named to the Western States Conference first team in '96...Team went 20-2 during his two seasons, won two Western States Conference titles and played in the Potato Bowl both seasons.

PERSONAL Majored in administrated justice/natural resources at ASU...Graduate of South High in Bakersfield, CA where he starred in football, basketball and baseball...Enjoys the outdoors, hunting and fishing in his free time...Sister, Bronwyn, played softball at Mayville (ND) State University...Active in the Twin Cities community through the Kids Voting Minnesota program and the Dennis Green Youth Fishing Day on Lake Minnetonka.

87

BYRON CHAMBERLAIN/TIGHT END**HT.** 6-1**WT.** 264**DOB** 1-31-77**COLLEGE:** WAYNE STATE (NEB.) **ACQUIRED:** FA FOR '01**NFL:** 7th YEAR**VIKINGS:** 1st YEAR

GAMES/STARTS (reg. season, playoffs): 1995 (5/0, 1/0-Den.), 1996 (11/0, 1/0-Den.), 1997 (10/0, 3/0-Den.), 1998 (16/0, 3/0-Den.), 1999 (16/0-Den.), 2000 (15/0, 1/0). **Total:** 73/0, 8/0.

PRO Enters the 2001 season competing for the Vikings starting tight end spot...Established himself as a top pass-catching tight end during his career with Denver...Had most productive season in 1999 with 32 catches and 488 yards with 2 TDs...Has seen action in 73 career games...His receiving average over his six-year NFL career is 13.8 yards per catch...Has been a contributor on special teams during his career as a cover man and returning kickoffs...**2000** Saw time in 15 games at tight end and on special teams...Pulled in 22 passes on the season, the 2nd-highest total of his career...Had career-high 6 catches at San Diego (10/8)...Posted his season-high with 58 receiving yards and a 4th-quarter TD catch vs. Oakland (11/13) on Monday Night Football in Denver's 27-24 win...Notched season-long 38-yard

catch in season opener at St. Louis (9/4) on Monday Night Football when he converted a 3rd-and-16 play from the Broncos' 2-yard line...Inactive for game at Oakland (9/17) with hamstring injury...**1999** Chamberlain played in all 16 games and ranked 3rd on the team with a career-high 32 receptions for 488 yards (15.3 avg.) and 2 TDs, with a long of 88...His 15.3 yards-per-catch average was the highest on the team...Had 3 tackles on special teams...Saw increased playing time at tight end the final 11 games, after Shannon Sharpe went down with a broken clavicle, which subsequently landed him on injured reserve...His 88-yard reception on a shovel-pass from Brian Griese vs. Green Bay (10/17) was the longest non-scoring pass play in franchise history, propelling him to his first career 100-yard, ending the day with 3 catches for 123 yards. The play also represented the 7th-longest pass play overall in club history, was the longest in the AFC and tied for 3rd-longest in the NFL for the 1999 season...Chamberlain matched his career high with 5 receptions and scored his first career touchdown vs. Minnesota (10/31) on a 1-yard pass from Griese that allowed Denver to tie the game at 20-20 in the 4th quarter...Chamberlain's second touchdown came on a 57-yard pass from Griese at Jacksonville (12/13) that tied the game at 24-24 with 1:43 to play...**1998** Chamberlain saw action at tight end and on special teams in all 16 games and caught 3 passes for 35 yards (11.7 avg.) with a long of 16, while making 5 special teams tackles...He caught a pass in each of the first two games, for 7 yards vs. New England (9/7) and 12 yards vs. Dallas (9/13), and waited until the season finale vs. Seattle (12/27) to add another, for a season-long 16 yards...Played in all three postseason games and caught 5 passes for 55 yards with a long of 16...His first 2 postseason receptions came in the AFC Championship Game vs. the Jets (1/17/99) for 26 yards...Stepped in for an injured Shannon Sharpe (knee) in the 2nd quarter of Super Bowl XXXIII vs. Atlanta

(1/31/99) and came through with 3 receptions for 29 yards with a long of 13...He also recovered 2 Atlanta on-side kicks in the 4th quarter to help seal Denver's 34-19 win and the team's back-to-back Super Bowl titles...**1997** Saw action in 10 of the 16 games as a reserve tight end and special teams performer, and caught 2 passes for 18 yards with a long of 9, both coming vs. St. Louis (9/14) in a 35-14 Broncos victory...Also returned a kickoff for 13 yards at Kansas City (11/16)...Inactive at Atlanta (9/28), vs. New England (10/6), vs. Seattle (11/2), at San Francisco (12/15) and vs. San Diego (12/21), and was active but did not play at Pittsburgh (12/7)...Returned a kickoff for 13 yards at Kansas City (11/16)...Appeared in three of the four postseason games at tight end and on special teams (exception was Super Bowl XXXII)... **1996** Saw action in 11 regular season games on special teams and at tight end...Caught 12 passes for 129 yards (10.8 avg.). He also returned 3 kickoffs for 49 yards



and made a special teams tackle...Inactive for the first three games while recovering from a ruptured tendon in his left ring finger...Returned to practice on 9/18 after missing six weeks, then saw his first game action of the season at Kansas City (9/22). Had 2 receptions for 18 yards vs. San Diego (10/6), including his first of the year on a 12-yarder...His longest reception was a 17-yarder vs. Seattle (12/1)...Set then-career highs in both receptions (5) and receiving yards (61) vs. Oakland (12/15)...Saw action at tight end making 3 catches for 22 yards at San Diego (12/22)...In the AFC Divisional Playoffs vs. Jacksonville (1/4/97), he saw action on offense and also contributed on special teams, returning a kickoff for 15 yards...**1995** Was signed to the active roster on 11/24 after spending the first 11 games of the season on the practice squad...His first professional game came at Houston (11/26)...Was elevated to the second-string tight end position for the final three games of the season while Shannon Sharpe was out with an eye injury and Jerry Evans was placed on injured reserve with a knee injury...Caught a pass for 11 yards at Oakland (12/24) and had 2 special teams tackles. The reception, from Elway, came during Denver's game-tying drive in the 4th quarter, as the Broncos went on to win 31-28.

COLLEGE Chamberlain set a school record for receptions at Wayne State with 161, and ranks 3rd on the all-time list for receiving yards with 1,941...Began his college career at Missouri, where he was an All-Big Eight Conference honorable mention selection in 1991...Chamberlain started all 10 games as a senior at Wayne State in 1994, registering a school-record 83 catches for 926 yards (11.2 avg.), and 7 TDs...He also rushed 7 times for 100 yards (14.3 avg.) and a TD...Division II 1st-team All-America choice by *The Poor Man's Guide to the NFL Draft*...Sat out the 1992 season following his transfer from Missouri where he had spent three seasons...Played in every game as a freshman in 1989.

PERSONAL Chamberlain was a 3rd-team all-state selection as a wide receiver at Eastern Hills High School in Fort Worth, Texas...He was also an all-district and All-Tarrant County 1st-team choice...Born in Honolulu, Hawaii...Makes his home in Los Angeles...Active in the Twin Cities community through the Dennis Green Youth Fishing Day on Lake Minnetonka and played in the Leukemia Society of Minnesota charity golf tournament.

CHAMBERLAIN'S NFL TOTALS

RECEIVING

Year	No.	Yds.	Avg.	Lg	TD	2pt
1995 (Den.)	1	11	11.0	11	0	0
1996 (Den.)	12	129	10.8	17	0	0
playoffs	0	0	0.0	0	0	0
1997 (Den.)	2	18	9.0	9	0	0
playoffs	0	0	0.0	0	0	0
1998 (Den.)	3	35	11.7	16	0	0
playoffs	5	55	11.0	16	0	0
1999 (Den.)	32	488	15.3	88	2	0
2000 (Den.)	22	283	12.9	38	1	0
playoffs	0	0	0.0	0	0	0
Totals	72	964	13.4	88	3	0
playoffs	5	55	11.0	16	0	0

KICKOFF RETURNS

Year	No.	Yds.	Avg.	Lg	TD
1996 (Den.)	3	49	16.3	21	0
playoffs	1	15	15.0	15	0
1997 (Den.)	1	13	13.0	0	0
1998 (Den.)	0	0	0.0	0	0
playoffs	1	2	2.0	2	0
2000 (Den.)	2	25	12.5	13	0
playoffs	1	15	15.0	15	0
Totals	6	87	14.5	21	0
playoffs	3	32	10.7	15	0

SINGLE-GAME CAREER HIGHS

Receptions	6	@ San Diego, 10/8/00
Yards Receiving	123	vs. Green Bay, 10/17/99
Long Reception	88	vs. Green Bay, 10/17/99
TDs Receiving	1	vs. Minnesota, 10/31/99; @ Jacksonville, 12/13/99; vs. Oakland, 11/13/00

34

DOUG CHAPMAN/RUNNING BACK

HT. 5-10

WT. 213

DOB 8-22-77

COLLEGE: MARSHALL

ACQUIRED: D3 FOR '00

NFL: 2nd YEAR

VIKINGS: 2nd YEAR

PLAYERS



score...A 1997 All-MAC 2nd-team selection...Missed close to three games with a knee injury...Gained 1,060 yards (6.0 avg.) with 11 scores...Rushed for 100-plus yards in seven of the final eight games of the season...Added 17 catches for 108 yards and a score...Rushed for a career-high 180 yards on 14 carries vs. Akron...In 1996 set a school record for freshmen as he gained 1,238 yards (6.3 avg.) and 15 touchdowns, despite only starting in two contests...In 1995 red-shirted and played running back after being recruited as a defensive back.

PERSONAL All-Region and All-State selection during his three-year career at Lloyd C. Bird (Chesterfield, VA) High...Adult Fitness major...Father played football at St. Paul's (VA) College...Active in the Twin Cities community through the Tackle Hunger drive for hunger relief.



GAMES/STARTS (reg. season, playoffs): 2000 (0/0, 0/0).

PRO Will compete for starting tailback spot following the retirement of Robert Smith in the 2001 off-season...Spent the off-season training with teammates at Cris Carter's Fast Inc. facility in Boca Raton, FL...**2000** Inactive for all 16 regular-season games and both playoff contests...Switched jersey numbers from #23 to #34 in honor of NFL great Walter Payton...Selected by Minnesota with the 26th pick in the 3rd round (88th overall) in the 2000 Draft...Highest selection the Vikings had used on a running back since taking David Palmer in 1994 (2nd Round, 40th overall)...Teammate of Vikings wide receiver Randy Moss at Marshall University.

COLLEGE Only player in Marshall school history to rush for over 1,000 yards in his first three seasons...Second in school history in rushing yards with 4,293 topped only by Chris Parker with 5,931...Ranks 3rd on the school's all-time list with 5,156 all purpose yards...His 61 total touchdowns rank 2nd in school's all-time list, behind Parker with 71...A 1999 All-Mid American Conference 2nd-team selection by SportsPage.com...Named offensive captain...Played in 11 games, leading the team with 686 yards and 12 touchdowns...Also caught 24 passes for 321 yards...A 1998 All-MAC 1st-team selection...Led the team and ranked 4th in the conference with an average of 97.3 yards-per-game...Had 278 carries for 1,265 yards and 17 touchdowns...His 1,265 was good enough for 7th best single-season rushing record in school history...Added 26 catches for 279 yards and 3 touchdowns...His 20 total touchdowns ranks 6th on the Thundering Herd's single-season list...Joined three other players in school history, including Randy Moss, as the only players to score 20 times in a single season...Recorded 151 yards rushing vs. South Carolina (9/19) on 29 carries and added a 7-yard Compac Offensive Play of the Week scamper in which he drug multiple defenders in the endzone for a

CHAPMAN'S COLLEGE TOTALS

RUSHING				
Year	Att.	Yds.	Avg.	TD
1996 . . .	198	1,282	6.3	15
1997 . . .	176	1,060	6.0	11
1998 . . .	278	1,265	4.6	17
1999 . . .	164	686	4.2	12
Totals . . .	816	4,293	5.3	55

RECEIVING			
No.	Yds.	Avg.	TD
15	155	10.3	1
17	108	6.4	1
26	279	10.7	3
24	321	13.4	1
82	863	10.3	6

50

PATRICK CHUKWURAH/LINEBACKER

HT. 6-1

WT. 239

DOB 3-1-79

COLLEGE: WYOMING

ACQUIRED: D5 FOR '01

NFL: ROOKIE

VIKINGS: ROOKIE



PRO Selected in the 5th round (157th overall) of the 2001 NFL Draft, the only linebacker taken by the Vikings ...Only player selected from the University of Wyoming in the 2001 Draft...The third player drafted from the University of Wyoming in Vikings history following defensive end Craig Schlichting in 1990 and defensive back Chuck Lamson in 1961.

COLLEGE Three-year starter at the University of Wyoming... In 45 games, he recorded 245 tackles (160 solos) with 27

sacks and 47 tackles-for-loss...Earned 1st Team All-Mountain West Conference honors as a senior from both the MWC coaches and *Football News*...Elected defensive team captain as a senior and ended his Wyoming career ranked 11th in career tackles... **2000** Led the MWC in tackles-for-loss with 19...Lined up at OLB, recording 100 tackles (77 solos) with 7 sacks...Credited with 15 quarterback pressures and a pass deflection...Caused 3 fumbles and recovered another...Ended his Wyoming career by recording 10 tackles, 2 sacks and a forced fumble against Colorado State...**1999** All-Mountain West Conference 2nd-Team choice and named Cowboys' Defensive Most Valuable Player...Started every game at LB recording 90 tackles (51 solos) and 14 tackles-for-loss...Led the team in sacks with 9...Caused 4 fumbles and recovered another...Also had an interception...Named MWC Player of the Week after recording 13 tackles, 2 sacks and 2 forced fumbles against Brigham Young...**1998** Honorable mention All-Conference performer as a sophomore...Started 9 games, recording 37 tackles (21 solos) with 7 sacks and 11 tackles for loss...Also forced a fumble...**1997** Played in every game as a true freshman, recording 18 tackles (11 solos), 4 sacks and 3 tackles-for-loss.

PERSONAL Born in Nigeria...Psychology major...Honorable-Mention All-State defensive end/outside linebacker at MacArthur (Irving, TX) High...Also named 1st Team All-District and 1st Team All-City.

CHUKWURAH'S COLLEGE TOTALS

Year	Tackles					PBU	TFL	INT	FF	FR
	Solo	Asst.	Total	Sacks						
1997	11	7	18	4	0	3	0	1	0	
1998	21	16	37	7	0	11	0	1	0	
1999	51	39	90	9	0	14	1	4	1	
2000	77	23	100	7	1	19	0	3	1	
Totals	160	85	245	27	1	47	1	9	2	

5

BILLY COCKERHAM/QUARTERBACK

HT. 6-1

WT. 203

DOB 3-18-77

COLLEGE: MINNESOTA

ACQUIRED: FA FOR '00

NFL: 1st YEAR

VIKINGS: 1st YEAR



PRO Continues the Vikings trend of developing players within their own system, especially quarterbacks...Following the same path as Brad Johnson, Todd Bouman and Daunte Culpepper of working as an understudy before moving up the depth chart at the quarterback spot...Spent the 2000 season on Vikings' practice squad...Worked at wide receiver during practice squad stint but is in contention for the team's 3rd quarterback spot heading into the 2001 season...Signed by the Vikings as a rookie free agent in 2000...Joins defensive back Tyrone Carter and linebacker Craig Sauer on the Vikings squad from the University of Minnesota.

COLLEGE Two-year starter at quarterback for Minnesota...Finished his career 4th on the school's all-time touchdown passes list with 29 and 5th on the all-time list with 4,763 yards of total offense...Started all 12 games for a Gopher squad that had its best season, 8-3 and a Sun Bowl

berth, since the 1985 team that went 7-5 and played in the Independence Bowl...All-Big Ten honorable mention his senior season...Threw for 2,091 yards while completing 147 passes, good enough for 9th best in school history, and 15 touchdowns...Set the school record for most rushing TD's by a quarterback in a season with 10 and rushing yards by a quarterback in a single season with 831...Broke the school's single-season record for total offense with 2,922 yards...Completed a career-high 19 passes and three touchdowns in Minnesota's appearance in the Wells Fargo Sun Bowl and earned the games' C.M. Hendricks MVP Award...Earned Big Ten Offensive Player of the Week honors when he threw for a career-high 277 yards while adding two touchdowns in the air and one on the ground in the Gophers 24-23 win over No. 2-ranked Penn State...Threw for 218 yards and ran for a career-high 156 yards, finishing with a career-high 374 yards of total offense vs. Illinois State...Played in all 11 games with eight starts as a junior...Ranked 8th in the Big Ten with a 111.6 passer efficiency rating and 104.5 passing yards per game...Threw for 1,150 yards and 11 touchdowns...Ranked 3rd on the team with 311 yards

GOPHER STATE VIKINGS

Billy Cockerham joins former University of Minnesota Golden Gophers Tyrone Carter and Craig Sauer on the 2001 Vikings roster. Sauer and backup quarterback Todd Bouman are native Minnesotans, while rookie free agent defensive end Jeff Hazuga was a teammate of Bouman's at St. Cloud State before transferring to nearby Wisconsin-Stout. Bouman, Sauer, Matt Birk and Corbin Lacinia are natives of Minnesota.

PERSONAL...Rushed for 2 and threw for 2 touchdowns in a win over Iowa in the season finale...Inserted in the 4th quarter vs. Michigan State and led the Gophers to a come-from-behind win, throwing a 24-yard touchdown pass and then had a 25-yard run that set up the game-winning field goal...Completed 15 of 30 passes, 186 yards, and 2 touchdowns at Houston...Played in eight games in 1997...Completed 13 of 28 passes for 242 yards and 3 touchdowns...Played in two games as a freshman in 1996...Had a rush for 7 yards in the season opener at Northeast Louisiana...Redshirted in 1995...Scholar-Athlete Award winner.

PERSONAL Graduate of Skyline (Oakland, CA) High School...First-team All-Bay Area selection as a senior...Named top-20 All-East Bay performer...Three-time all-conference choice...Threw for 18 touchdowns and 1,500 yards, and 9 rushing touchdowns in his senior season...Lettered in basketball and baseball...Majorred in construction management and business/industry education...Active in the Twin Cities community through the United Way/Dennis Green Youth Football Day, the Viking Children's Fund Ride for Life and the

HOPE (Help Our People Excel) bowling fundraiser.

73

BRIAN CRAWFORD/TACKLE

HT. 6-6

WT. 324

DOB 9-27-77

COLLEGE: WESTERN OREGON

ACQUIRED: D7 FOR '01

NFL: ROOKIE

VIKINGS: ROOKIE



PRO Drafted by the Vikings in the 7th round with (225th overall)...Became the first Western Oregon player ever selected in the NFL Draft and is the first WOU player to play with the Vikings...First Columbia Football Association player drafted since Horace Smith of Oregon Tech (10th round) and Eric Boles of Central Washington (11th round) were chosen in 1991...Only offensive lineman drafted by the Vikings in the 2001 draft.

COLLEGE First player in school history to earn All-CFA honors 4 straight years...Started all 40 games that he played at Western Oregon and did not allow a sack in his last 30 games...Averaged an 83.9% grade percentage during his career at Western Oregon...2000 Honored as a 1st-team All-American by the American Football Coaches Association...Named by the Sports Xchange as a 1st-team Little All-American and was also 1st-team All-Little Northwest and All-CFA...Recognized as the Most Valuable Lineman at

the Division II Cactus Bowl...Helped the Wolves generate an average of 325 yards of total offense per game while manning the right tackle position...Had a career best 79 knockdown blocks and registered an 84.1% grade percentage...Registered 10 knockdowns, including two that led to touchdowns while helping the WOU offense accumulate 410 yards against Humboldt State...Had a season high 91% grade against Mesa State...CFA All-Academic selection for the 2nd straight year...1999 Was an All-CFA 1st-team selection and garnered All-Little Northwest 2nd-team honors...Helped pave the way for an offense that averaged 34 points and 409 yards per game...Finished the season with 67 knockdowns and an 83.7% grade...Graded out at a career high 93% and registered 12 knockdowns as the Wolves amassed 534 yards against Humboldt State...His 93% grade against Humboldt State set a WOU offensive line record...Was a key part in the Wolves' offense gaining 461 yards of total offense against Simon Fraser...Helped Western Oregon gain 403 yards against Central Washington...Was a CFA All-Academic selection...1998 Earned 2nd-team All-CFA honors...Was a member of the Wolves' biggest offensive line in school history...1997 Helped lead the Wolves to the CFA Championship...Earned honorable mention All-CFA recognition...1996 Redshirted as a freshman.

PERSONAL Earned NAIA All-American honors in 2000 placing 5th in the discus and finished 3rd in the same event his junior year (1998)...Set the McArthur Stadium (WOU home field) mark with a throw of 168-8 in the discus...Was a Burger King Academic All-American nominee...Graduate of Lakeridge High in Lake Oswego, OR where he lettered twice in football...Named Most Improved Player at Lakeridge...Also starred in wrestling and track and field...Earned a secondary education degree, specializing in social science...Parents are Stan and Diana Crawford...Resides in West Linn, OR.

11

DAUNTE CULPEPPER/QUARTERBACK

HT. 6-4

WT. 260

DOB 1-28-77

COLLEGE: CENTRAL FLORIDA

ACQUIRED: D1A FOR '99

NFL: 3rd YEAR

VIKINGS: 3rd YEAR



GAMES/STARTS (reg. season, playoffs): 1999 (1.0, 0/0), 2000 (16.16, 2/2). **Total-** 17/16, 2/2.

PRO Enjoyed record-setting breakout season in 2000 that saw him earn the starting spot for the NFC in the **Pro Bowl** after not throwing an NFL pass as a rookie in 1999...Named **All-Pro** by USA Today...Named the **2000 NFC Quarterback of the Year** by the National Quarterback Club...Won the **ESPY Award** from ESPN as the Breakthrough Athlete of the Year for 2000...Named to *Pro Football Weekly* **All-NFC** team...Led the NFC and tied for the the NFL lead with 33 TD passes in 2000...Set numerous team records, including throwing for 3+ TDs in seven games on the season, having a 60% or better completion percentage in nine games on the season, setting new QB rushing marks with 89 attempts, 470 yards and 7 TDs...His 7 rushing TDs tied for the team lead with Robert Smith...Became only the 4th QB in Vikings history to start all 16 games on the season, joining Fran Tarkenton (1978), Tommy Kramer (1979) and Warren Moon (1995)...Is only the 5th QB in NFL history to have 40 combined rushing and passing TDs (33 passing, 7 rushing), joining Dan Marino, Steve Young, Kurt Warner and Brett Favre...Set a Vikings postseason record with a 120.7 QB rating in the Divisional Playoff game vs. New Orleans (1/6/01) as well as becoming the first Vikings QB to throw 2 passes of 50+ yards in a playoff game and only the 3rd QB in Vikings history to throw for 300+ yards

in a playoff game... **2000** Made a huge impact on the Vikings record book in his first season as a starter...His 3,937 passing yards ranks 3rd in Vikings single-season history, trailing only Warren Moon's 4,264 and 4,228 in 1994 and 1995 respectively...His 33 TD passes are 2nd in Vikings single-season history tying Warren Moon's 33 in 1995 and trailing Randall Cunningham's 34 in 1998...Finished the 2000 season ranked 3rd in the NFC and 4th in the NFL with a 98.0 QB rating...Ranks 2nd in Vikings single-season history with a 62.7% completion percentage, trailing only Fran Tarkenton's 64.2% in 1975...Tied a Vikings record held by Brad Johnson with 15 consecutive games with a TD pass, a streak which carries over into the 2001 season...Set a new Vikings record for fewest starts needed to earn 10 wins with 12, breaking Gary Cuzzo and Randall Cunningham's mark of 13 games...Ranks tied for 2nd with Kurt Warner for fewest games needed to reach 10 wins with 12, trailing only Mike Tomczak's 10 games...Became the first Vikings QB to post a QB rating of 100+ in four straight games (124.1 at Detroit, 130.5 vs. Tampa Bay, 120.4 at Chicago and 107.1 vs. Buffalo)...In his first NFL start vs. Chicago (9/3) in the season opener he set a team record for most rushing TDs by a QB with 3 and most rushing attempts by a QB with 13 and became the first Vikings player to run for 3 TDs since Herschel Walker in 1991...Honored as the **NFL Offensive Player of the Week** for his performance in the NFC Divisional Playoff game vs. New Orleans (1/6/01)...Named the **Miller Lite Player of the Week** and the **NFC Offensive Player of the Week** in his fifth career start vs. Tampa Bay (10/9) on Monday Night Football when he was 15-of-19 for 231 yards with 2 TDs and ran 7 times for 35 yards and a career-long 27 yard TD...Named the **NFC Offensive Player of the Week** for his performance vs. Carolina (11/19) when he threw for a career-high 357 yards and 3 TDs...With win vs. Buffalo (10/22), Culpepper became the first Vikings QB to start his career 7-0...Brought the team back from 4th-quarter deficits in three games, vs. Chicago (9/3), vs. Tampa Bay (10/9) and vs. Buffalo (10/22)...Went over the 3,000-yard mark on Thanksgiving Day at Dallas (11/23) to become only the 6th Vikings player to throw for 3,000 yards in a season, joining Fran Tarkenton, Tommy Kramer, Warren Moon, Brad Johnson



An adopted child himself, Daunte Culpepper is active with the African American Adoption and Permanency Placement Agency in the Twin Cities.

IMPACT PLAYER

Daunte Culpepper made his first season as an NFL starter a memorable one. Along with being named the NFC's starter in the Pro Bowl, Culpepper made his mark in the Vikings record book.

VIKINGS SINGLE-SEASON PASSING YARDS

Player	Yards	Year
Warren Moon	4,264	1994
Warren Moon	4,228	1995
Daunte Culpepper	3,937	2000

VIKINGS SINGLE-SEASON TD PASSES

Player	TDs	Year
Randall Cunningham	34	1998
Warren Moon	33	1995
Daunte Culpepper	33	2000



and Randall Cunningham...His 27-yard TD run vs. Tampa Bay (10/9) is the 2nd-longest scoring run by a Vikings QB, trailing only Fran Tarkenton's 52-yard TD run...Became only the 5th Vikings QB to throw 2 TD passes of 50+ yards in a game (61t and 50t to Randy Moss) at Detroit (10/1), joining Randall Cunningham, Fran Tarkenton, Tommy Kramer and Sean Salisbury...Came back from a high ankle sprain vs. Green Bay (12/17) to start the regular-season finale at Indianapolis (12/24) but left the game in the 1st quarter...Was 23-of-38 for 335 yards, 3 TDs, an INT, threw a career-long 78-yard pass to Randy Moss and ran 7 times for 42 yards vs. Green Bay (12/17)...Went 21-of-33 for 221 yards with 3 TDs and 0 INTs and ran 4 times for 37 yards at St. Louis (12/10)...Threw for 204 yards on 15-of-22 passing with 2 TDs and 0 INTs in Thanksgiving Day game at Dallas (11/23)...Threw for career-high 357 on 22-of-29 passing with 3 TDs, including a 53-yarder to Robert Smith vs. Carolina (11/19)...Connected on 25-of-32 passes for 302 yards with 3 TDs and an INT while carrying 5 times for 26 yards vs. Arizona (11/12)...Completed 17-of-34 passes for 276 yards, 2 TDs and 3 INTs while rushing 4 times for 20 yards at Green Bay (11/6)...Had career-highs in attempts and completions going 29-of-53 for 313 yards with a TD and 2 INTs while rushing 4 times for 35 yards at Tampa Bay (10/29)...Had 251 yards on 17-of-29 passing with 3 TDs, a 2-point conversion and an INT vs. Buffalo (10/22), bringing the Vikings back from a 24-13 deficit in the 4th quarter to win the game...In his first appearance on Sunday Night Football he threw 3 TDs and 0 INTs while going 15-of-26 for 198 yards...Hit 15-of-19 passes for 231 yards with a pair of TDs vs. Tampa Bay (10/9) while leading the team back from a 4th quarter deficit by scoring 10 points in the final nine minutes to earn the win...Had his first 3-TD pass day of his career, all to Randy Moss, going 17-of-29 for 269 yards and rushing 7 times for 29 yards on the day at Detroit (10/1)...In his first career road start, he was 19-of-28 for 177 yards, 2 TDs and an INT along with 12 carries for 59 yards at New England (9/17)...Went over the 300-yard mark in only his second career start, going 23-of-37 for 355 yards and threw his first career TD pass to Randy Moss for 15 yards...In first NFL start in regular-season opener he went 13-of-23 for 190 yards and carried 13 times for 73 yards and

3 TDs vs. Chicago (9/3)...1999 Saw first NFL game action vs. San Francisco (10/24), rushing 3 times for 6 yards, including converting a first down with a 9-yard run...Inactive but dressed as the team's third quarterback in 14 games...Inactive for game at Denver (10/31), missing the game due to illness...Drafted in the 1st round by the Vikings (11th overall) in the 1999 NFL Draft...First quarterback drafted by Minnesota in the 1st round since Tommy Kramer in 1977...Fourth quarterback taken in the 1999 draft behind Tim Couch (1st), Cleveland; Donovan McNabb (2nd), Philadelphia; and Akili Smith (3rd), Cincinnati; and one of five quarterbacks taken in the first round including Cade McNown (12th), Chicago.

COLLEGE Broke over 30 records at the University of Central Florida...Set an NCAA record for single-season completion percentage at .736, breaking a 15 year old mark set by Steve Young (.713)...Topped the 10,000 yard passing mark and the 1,000 yard rushing mark in his career, a feat equaled by only two others in NCAA history (Alcorn State's Steve McNair from '91-94 and Idaho's Doug Nussmeier from '90-93)...Finished career with 11,412 yards passing and 1,020 yards rushing...Ranks 6th on the NCAA's all-time total offense list for all divisions with 12,459 yards and was responsible for 108 career touchdowns (84 passing, 24 rushing)...All-American and All-Independent first-team selection and shared National Offensive Player of the Year honors with Texas halfback Ricky Williams by *The Sports Network*...Winner of the Sammy Baugh National Passer of the Year Award...Finished sixth in the Heisman Trophy balloting...Selected to the American Football Coaches Association Good Works Team in 1997.

PERSONAL Attended Vanguard High School in Ocala, FL...Set school record for career passing with 6,107 yards and 57 touchdowns in three seasons...Also rushed for 927 yards and 26 touchdowns...Passed for 3,074 yards with 31 touchdowns and rushed for 602 yards as a senior, earning All-America honors and title "Mr. Football" by the Florida Athletic Coaches Association...Led Vanguard to undefeated regular season and to the Class 5A state championship game...Also lettered in basketball, baseball and weightlifting...Drafted by the NY Yankees in the 26th round of the 1995 MLB draft...Secondary Education major at UCF...High school coach, Alex Castaneda, was one of 5 finalists for NFL High School Football Coach of the Year award...Off-field charity work has included working with the African American Adoption and Permanency Placement Agency and serving as a keynote speaker at the United Way Reason To Be Thankful celebration...Has been associated with AAAPPA since his rookie season...Cousin, Kenny Clark, was his teammate at Ocala Vanguard High, Central Florida and now Clark is a rookie free agent wide receiver with the Vikings.

BY LAND AND BY AIR

Daunte Culpepper has shown his ability to improvise with the best quarterbacks in NFL history. His 40 combined TDs in 2000 is a team record and ranks among the League's all-time leaders.

MOST COMBINED RUSH/PASS TDs IN NFL HISTORY

Player	TDs	Year
Dan Marino	48 (48p/0r)	1984
Dan Marino	44 (44p/0r)	1986
Steve Young	42 (35p/7r)	1994
Steve Young	42 (36p/6r)	1998
Kurt Warner	42 (41p/1r)	1999
Brett Favre	41 (38p/3r)	1995
Brett Favre	41 (39p/2r)	1996
Daunte Culpepper	40 (33p/7r)	2000

CULPEPPER'S VIKINGS TOTALS

PASSING

Year	Att.	Comp.	Pct.	Yards	TD	INT	LG	Sk/Yds	Rating
2000	474	297	62.7	3,937	33	16	78t	34/181	98.0
playoffs	59	30	50.8	380	3	3	68t	4/18	67.1

RUSHING

Year	Att.	Yards	Avg.	LG	TD
1999	3	6	2.0	9	0
2000	89	470	5.3	27t	7
playoffs	6	61	10.2	30	0
TOTAL	92	476	5.2	27t	7
playoffs	6	61	10.2	30	0

Culpepper's TD Targets (Regular Season)	
Randy Moss	15
Cris Carter	9
Robert Smith	3
Johnny McWilliams	3
Matthew Hatchette	2
John Davis	1

SINGLE-GAME CAREER HIGHS

Attempts	53	@ Tampa Bay, 10/29/00
Completions	29	@ Tampa Bay, 10/29/00
Passing Yards	357	vs. Carolina, 11/19/00
TD Passes	3	7 times, last vs. Green Bay, 12/17/00
Long Pass	78t	vs. Green Bay, 12/17/00
Highest Rating	151.1	vs. Carolina, 11/19/00
Carries	13	vs. Chicago, 9/3/00
Rushing Yards	73	vs. Chicago, 9/3/00
Long Rush	27t	vs. Tampa Bay, 10/9/00
Rushing TDs	3	vs. Chicago, 9/3/00

CULPEPPER'S CAREER GAME-BY-GAME

		PASSING							RUSHING		
1999	Opponent	Att.	Comp.	Yards	Pct.	TD	INT	Rating	Att.	Yards	TD
10/24	San Francisco	0	0	0	0.0	0	0	0.0	3	6	0

		PASSING							RUSHING		
2000	Opponent	Att.	Comp.	Yards	Pct.	TD	INT	Rating	Att.	Yards	TD
9/3	Chicago	23	13	190	56.5	0	1	65.5	13	73	3
9/10	Miami	37	23	355	62.1	1	3	69.1	8	37	0
9/17	@ New England	28	19	177	67.8	2	1	93.9	12	59	0
10/1	@ Detroit	29	17	269	58.6	3	0	124.1	7	29	0
10/9	Tampa Bay	19	15	231	78.9	2	1	131.7	7	35	1
10/15	@ Chicago	26	15	198	57.6	3	0	120.4	4	15	0
10/22	Buffalo	29	17	251	58.6	3	1	107.1	6	29	0
10/29	@ Tampa Bay	53	29	313	54.7	1	2	62.9	4	35	0
11/6	@ Green Bay	34	17	276	50.0	2	3	60.4	4	20	0
11/12	Arizona	32	25	302	78.1	3	1	124.2	5	26	1
11/19	Carolina	29	22	357	75.8	3	0	151.1	0	0	0
11/23	@ Dallas	22	15	205	68.2	2	0	128.0	2	8	0
11/30	Detroit	32	19	160	59.4	1	2	56.8	6	25	0
12/10	@ St. Louis	33	21	221	63.6	3	0	113.3	4	37	1
12/17	Green Bay	38	23	335	60.5	3	1	104.6	7	42	1
12/24	@ Indianapolis	10	7	97	70.0	1	0	134.2	0	0	0
TOTALS		474	297	3,937	62.7	33	16	98.0	89	470	7

PLAYOFFS

1/6/01	New Orleans	31	17	302	54.8	3	0	120.7	4	51	0
1/14/01	@ NY Giants	28	13	78	46.4	0	3	13.7	2	10	0
TOTALS		59	30	380	50.8	3	3	67.1	6	61	0

CULPEPPER VS. THE NFL (REGULAR SEASON AND PLAYOFFS)
AMERICAN FOOTBALL CONFERENCE

TEAM	W-L	Att.	PASSING					Rating	RUSHING		
			Comp.	Yards	Pct.	TD	INT		No.	Yards	TD
Buffalo	...1-0	29	17	251	58.6	3	1	107.1	6	29	0
Indianapolis	...0-1	10	7	97	70.0	1	0	134.2	0	0	0
Miami	...1-0	37	23	355	62.1	1	3	69.1	8	37	0
New England	...1-0	28	19	177	67.8	2	1	93.9	12	59	0

NATIONAL FOOTBALL CONFERENCE

TEAM	W-L	Att.	PASSING					Rating	RUSHING		
			Comp.	Yards	Pct.	TD	INT		No.	Yards	TD
Arizona	...1-0	32	25	302	78.1	3	1	124.2	5	26	1
Carolina	...1-0	29	22	357	75.8	3	0	151.1	0	0	0
Chicago	...2-0	49	28	388	57.1	3	1	94.6	17	88	3
Dallas	...1-0	22	15	205	68.2	2	0	128.0	2	8	0
Detroit	...2-0	61	36	429	59.0	4	2	88.8	13	54	0
Green Bay	...0-2	72	40	611	55.5	5	4	83.7	11	62	1
New Orleans	...1-0	31	17	302	54.8	3	0	120.7	4	51	0
NY Giants	...0-1	28	13	78	46.4	0	3	13.7	2	10	0
St. Louis	...0-1	33	21	221	63.6	3	0	113.3	4	37	1
San Francisco	...0-0	0	0	0	0.0	0	0	0.0	3	6	0
Tampa Bay	...1-1	72	44	544	61.1	3	3	81.0	11	70	1



JOHN DAVIS/TIGHT END

HT. 6-4

WT. 260

DOB 5-14-73

COLLEGE: EMPORIA STATE

ACQUIRED: FA FOR '01

NFL: 5th YEAR

VIKINGS: 2nd YEAR



GAMES/STARTS (reg. season, playoffs) 1997 (8/2-TB), 1998 (16/0-TB), 1999 (16/0, 2/0-TB), 2000 (15/9, 2/0). Total: 56/11, 4/0 (Minn-15/9, 2/0).

PRO Started the most games of his career with nine in 2000...Had 7 career receptions entering the 2000 season and more that doubled that production with the Vikings in 2000...Caught the first pass completion of Daunte Culpepper's career, a 9-yard catch in the first drive of the season opener vs. Chicago (9/3)...Caught first TD of his NFL career vs. Jacksonville (11/15/98)...**2000** Ranked 6th on the team with 17 catches, 2nd among Vikings tight ends...Started most games at TE among the Vikings...Had season-high 4 catches at Detroit (10/1)...Notched season-high in receiving yards with 42 vs. Miami (9/10) with a season-long 37 yarder in only his second game as a Viking...Caught first TD as a Viking on a 26-yard strike from Daunte Culpepper vs. Tampa Bay (10/9) on Monday Night

Football against his old teammates...Had a 3-yard catch vs. Green Bay (12/17)...Inactive for Thanksgiving Day game at Dallas (11/23)...Caught 3 passes for 28 yards with a long of 18 vs. Carolina (11/19)...Pulled in a 7-yard pass vs. Arizona (11/12)...Had an 11-yard catch at Tampa Bay (10/29)...Had a 5-yard catch at New England (9/17)...Caught 2 passes for 31 yards with a long of 22 in season-opener vs. Chicago (9/3)...**1999** Played in all 16 games for Tampa Bay and both playoff contests...Ended the season with a pair of catches for 7 yards and a TD...His first catch of the season was a 1-yard TD from Trent Dilfer at New Orleans (11/7)...Had a 6-yard catch vs. Atlanta (11/21)...Notched his first playoff catch and TD with game-winning 2-yard score on a 3rd-down-and-1 play vs. Washington (1/15/00)...Saw time at tight end and on special teams in NFC Championship game at St. Louis (1/23/00)...**1998** Played in all 16 games, seeing time as a reserve tight end and on special teams...Caught a pair of passes for 12 yards and his first career TD...Had a tackle on special teams...Caught an 11-yard pass vs. NY Giants (10/4), his first catch of the season...Had first career TD on a 1-yard pass from Trent Dilfer at Jacksonville (11/15)...**1997** Saw time in eight games on the season...Started two games at tight end...Caught all 3 passes on the season in the final four games of the season...Inactive for first eight games of the season...Saw time in both playoff games for the Bucs...Saw first NFL game action at Indianapolis (11/2) on special teams...Caught first career pass at NY Giants (11/30)...Made first career start at TE vs. NY Jets (12/14), catching a 16-yard pass in the game...Started vs. Chicago (12/21) and had another 16-yard catch...Saw limited time on special teams in the playoffs...Caught a pass for no gain in Divisional Playoff game at Green Bay (1/4/98) on a fake field goal attempt, catching the pass from holder Steve Walsh.

COLLEGE Split time between TE and RB during college

career...Had 624 yards on 128 carries (4.9 avg.) with 7 TDs and added 13 catches for 172 yards and 2 TDs...Honorable mention All-Mid America Intercollegiate Athletic Association...Transferred to Emporia State from Cisco, TX, Junior College.

PERSONAL Lettered in football, basketball and track at Jasper (TX) High School...Helped set a national record in 4x100 meter relay with a time of 39.9 seconds...Born in Jasper, TX...Married, wife's name is Theresa...Active in the Twin Cities community by supporting the Big Brothers and Big Sisters program and the Leukemia Society of America with their charity golf tournaments.

DAVIS' NFL TOTALS

RECEIVING

Year	No.	Yds.	Avg.	Lg	TD	2pt
1997 (TB)	3	35	11.7	16	0	0
playoffs	1	0	0.0	0	0	0
1998 (TB)	2	12	6.0	11	1	0
1999 (TB)	2	7	3.5	6	1	0
playoffs	1	1	1.0	1t	1	0
2000	17	202	11.9	37	1	0
playoffs	0	0	0.0	0	0	0
Totals	24	256	10.7	37	3	0
playoffs	2	1	0.5	1t	1	0

SINGLE-GAME CAREER HIGHS

Receptions	4	@ Detroit, 10/1/00
Yards Receiving	42	vs. Miami, 9/10/00
Long Reception	37	vs. Miami, 9/10/00
TDs Receiving	1	@ Jacksonville, 11/15/98; @ New Orleans, 11/7/99; vs. Tampa Bay, 10/9/00



VIKINGS ON THE ROAD- 2001

Homes Games	Minneapolis Hilton & Towers	612-376-1000
@ San Antonio	Westin Hotel-Riverwalk	210-444-6100
@ Miami	Fort Lauderdale Marriott Marina	954-463-4000
@ Baltimore	Marriott Inner Harbor	410-962-0202
@ Chicago	O'Hare Hilton	773-686-8000
@ New Orleans	DoubleTree Lakeside	504-846-5253
@ Tampa Bay	Hyatt Regency Westshore	813-874-1234
@ Philadelphia	Loews-Philadelphia	215-627-1200
@ Pittsburgh	Westin Convention Center	412-281-3700
@ Detroit	Embassy Suites-Troy	248-879-7500
@ Green Bay	Paper Valley Hotel-Appleton	920-733-8000

71

DAVID DIXON/GUARD

HT. 6-5

WT. 359

DOB 1/5/69

COLLEGE: ARIZONA STATE

ACQUIRED: FA FOR '94

NFL: 8th YEAR

VIKINGS: 8th YEAR

PLAYERS



GAMES/STARTS (reg. season, playoffs): 1994 (1/0, 0/0), 1995 (15/6), 1996 (13/6, 1/1), 1997 (13/13, 2/2), 1998 (16/16, 2/2), 1999 (16/16, 2/2), 2000 (16/16, 2/2). **Total** 90/73, 9/9.

PRO Has started every game he has played in over the past four seasons, 61 of 61 regular season, 8 of 8 playoffs...Has started the past 59 consecutive games, the longest streak of current Vikings linemen...The 59 consecutive starts ranks 7th in team history among guards...Ranks 4th on the team's all-time list among guards for consecutive starts behind only Randall McDaniel (170), Milt Sunde (62) and Larry Bowie (61)...Has 73 career starts, which ranks 8th among guards in Vikings history, closing in on Charles Goodrum (74), Jim Hough (78) and Larry Bowie (81)...Vikings are 52-21 (.712) in games that he has started...Teams with RT Korey Stringer to give Minnesota one of the largest right sides in the NFL...**2000** Started all 16 regular season and both playoff games for the third straight season...Major part of the Vikings ranking 1st in the NFC in rushing offense and 3rd in the NFC in passing offense and total offense...Helped open running lanes for Robert Smith's team-record setting 1,521 rushing yards and his fourth straight season over the 1,000-yard mark...Minnesota averaged 5.0 yards per carry on the season...Protected first-year starting QB Daunte Culpepper as he took the League by storm, throwing for 33 TDs and 3,937 yards...Keyed a Vikings offense that produced a 1,500-yard rusher and a pair of 1,000-yard receivers for the first time in team history...**1999** Started in all 16 contests at right guard, and both playoff games...Started in the season opener at Atlanta (9/12) after having off-season knee surgery...Part of an offensive line in which all five linemen started the entire season...Helped Robert Smith to his third consecutive 1,000-yard season, only the second Viking player to rush for 1,000 yards in three consecutive seasons...Part of an offense that was ranked 3rd (362.1 ypg.) in total offense in the NFL...Helped quarterback Jeff George throw for 2,816 yards, 23 touchdowns, and the 3rd best quarterback rating in the NFL...Provided time to help Cris Carter lead the NFL in touchdown receptions (13) as well as helping Randy Moss lead the NFC in reception yardage (1,413)...Keyed an offense that produced a 100-yard rusher and receiver for only the 2nd time in team playoff history vs. Dallas (1/9/00)...**1998** Started all 16 games and both playoff games...Allowed only 1.5 sacks in 16 games during the '98 season...Key element of an offensive line that allowed only 25 sacks in 533 pass

attempts...Instrumental in Robert Smith's back-to-back 1,000-yard rushing seasons...Paved way for the most potent offense in NFL history, scoring a league-record 556 points...Cleared running room for Smith and Leroy Hoard to set a team record for rushing yards by a tandem with 1,666, breaking the old mark of 1,617 set by Terry Allen and Roger Craig in 1992...Vikings were ranked 2nd in the NFL in total offense, averaging 391.5 yards per game (270.5 passing, 121.0 rushing)...Protected Randall Cunningham as he threw for a team-record 34 touchdowns and helped Randy Moss set an NFL rookie record with 17 touchdown receptions...Injured anterior cruciate ligament in his left knee in NFC Championship game vs. Atlanta (1/17/99) limiting him to spot duty in the 2nd half...Left game vs. New Orleans (11/8) with neck injury...**1997** Started 13 games plus two playoff games...Deactivated vs. Tampa Bay (9/14), at Green Bay (9/21) and vs. Philadelphia (9/28) due to an injured knee sustained in practice September 11...**1996** Started at RG for the final six games...Team went 4-2 to make a late-season surge and make the playoffs...Team averaged 116 rushing yards per game in his six starts...Backed up mainly at RG for the first seven games of the season...Played left guard when Randall McDaniel moved to the backfield...Deactivated for weeks eight through 10...First player from New Zealand to start in the League...**1995** Played in every game except season opener vs. Chicago (9/3)...Started first NFL game at Pittsburgh (9/24) after Chris Hinton went down with an injury...Started five of next six games at RG...Only game he didn't start in that stretch was at Tampa Bay (10/15)...Squad was 4-2 in games in which he started...Regular on the field goal and extra point block and protection teams...Played on the offensive line when Randall McDaniel or John Gerak moved to the backfield...**1994** Re-signed before the start of



training camp...Stayed on the 53-man roster for all 16 regular-season games and a playoff game...Backed up an offensive line that allowed only a sack every 22.7 pass attempts, the 2nd-best ratio in team history...Active for the game at Chicago (9/18), when he played in the Vikings' goalline offense...**1993** Released by Vikings in training camp...Signed as a defensive tackle with Dallas...Spent the entire season and Super Bowl XXVIII on Cowboys' practice squad...**1992** Signed to Minnesota's practice squad in October...Selected in the 9th-round by New England but released in preseason.

COLLEGE Started at DT for Arizona State in 1991...Transferred to ASU from Ricks College in Rexburg, ID...Noticed by an

American football coach in New Zealand while playing rugby.

PERSONAL Born David Tukatahi Dixon...Born in Papakura, New Zealand...Attended Pukekohe High School in New Zealand...Majored in general studies...David and wife Pamela have two daughters, TeTori (8/4/92) and Zealin (11/28/94), and two sons, Tahi (6/5/97) and Koro (5/20/01)...Active in the community through the H.O.P.E. (Help Our People Excel) Program and the Children's Miracle Network...Supported the Leukemia Society of Minnesota through their charity golf tournament and participated in the Epilepsy Foundation of Minnesota Clothing Drive...Became a U.S. citizen in June 1999.

24

ROBERT GRIFFITH/SAFETY

HT. 5-11

WT. 197

DOB 11-30-70

COLLEGE: SAN DIEGO STATE

ACQUIRED: FA FOR '94

NFL: 8th YEAR

VIKINGS: 8th YEAR



GAMES/STARTS (reg. season, playoffs): 1994 (15/0, 1/0), 1995 (16/1), 1996 (14/14, 1/1), 1997 (16/16, 2/2), 1998 (16/16, 2/2), 1999 (16/16, 2/2), 2000 (16/16, 2/2). **Total** 109/79, 10/9.

PRO Earned first trip to **Pro Bowl** following the 2000 season...Considered one of the elite safeties in the game...Presented the **NFL Extra Effort Award** for September 1999 in recognition of his off-the-field charity work and presence in the community...Has been honored by Associated Press as a **2nd-Team All-Pro** in 1998 and '99...The Vikings are 13-1 in games that Griffith has an interception during his career, including playoffs...Has recorded 2 interceptions in three separate regular-season games and once in the post-season during his career...Four of his 15 career interceptions have come against Brett Favre, including 2 in a Monday Night Football game at Lambeau Field (10/5/98)...Has started every game he has played (78) over the past five seasons and has started all nine postseason games over that span...His 4 sacks in 1999 set a team record for sacks by a defensive back in a season...Tied for 2nd in team history for career sacks by a defensive back with 7.5, tying Karl Kassulke (7.5) and trailing Joey Browner (9.5)...Ranks 4th in team history for career total tackles by a defensive back with 724...Ranks 4th in team history for career solo tackles by a defensive back with 548...Has five consecutive seasons with 100-plus tackles, trailing only Joey Browner's six straight seasons with 100+ tackles by a defensive back...Posted career-high 136 total tackles and career-high 107 solo stops in 1999...Only defensive back in team history to have two 15-tackle games in his career...Tied for 2nd-highest single-game tackle total by a defensive back in team history with 15 at NY Jets (11/23/97) and vs. Chicago (10/10/99)...Has 14 career interceptions...Tied Viking playoff record with 2 interceptions in Divisional Playoff game vs. Arizona

(1/10/99)...Ranks 4th in team history for consecutive games started by a defensive back with 68, a streak that is alive going into the 2001 season...Ranks 5th in team history for games started by a safety with 79...Ranks 6th in team history for games played by a safety with 109...Tied for 2nd in team history with 3 postseason interceptions...Has 5 career postseason takeaways...**2000** Earned first trip to the **Pro Bowl** following the 2000 season...First Vikings safety to be named to the Pro Bowl since Todd Scott in 1992...Named to the **All-Madden Team** for the third straight season...Ranked 3rd on the team with 122 tackles and 2nd on the team with 8 passes defended...Led or tied for team lead in tackles five times on the season...Notched a team-high 15 tackles in NFC Championship game at NY Giants (1/14/01)...Tied his career-high for tackles-for-loss with 3 vs. Carolina (11/19)...Posted a season-high 14 tackles, a tackle-for-loss and a pass defended vs. Buffalo (10/22)...Had 10 tackles in regular-season finale at Indianapolis (12/24)...Tied for team lead with 9 tackles vs. Green Bay (12/17)...Had 12 tackles, a pass defended, a forced fumble and his lone interception of the season at Dallas (11/23) in Thanksgiving Day game...Tied for team lead with 9 tackles at Green Bay (11/6) on Monday Night Football...Led the team with 13 tackles and a tackle-for-loss at Detroit (10/1)...Notched 7 tackles and his lone sack of the season when he caught Jay Fiedler vs. Miami (9/10)...Had 6 tackles and recovered a fumble vs. Chicago (9/3) in season-opener...**1999** Named **2nd-Team All-Pro** by Associated Press...Named to **All-Madden Team** for second straight year...Led team in interceptions for the first time in his



Robert Griffith and teammates provide young students in the Twin Cities area with backpacks full of school supplies as part of the Vikings Super Challenge.



career...Ranked 2nd on team in tackles-for-loss with a career-high 9.0...Notched career-highs in tackles (136), solo tackles (107), sacks (4.0) and tackles-for-loss (9.0) for the season...His 10 passes defended tied for 2nd-best in his career...Led all defensive backs in tackles and ranked 3rd on team...Led team in tackles in four games, vs. Oakland (9/19), vs. Chicago (10/10), at Detroit (10/17) and at Tampa Bay (12/6)...Recorded his 3 interceptions on the season during a four-game span, vs. San Diego (11/28), at Tampa Bay (12/6), at Kansas City (12/12) and vs. Green Bay (12/20)...Led team with 2 takeaways in the postseason, interception vs. Dallas (1/9/00) in Wild Card Playoffs and recovered fumble at St. Louis (1/16/00) in Divisional Playoffs...Fumble recovery at St. Louis (1/16/00) was the second of his career in the postseason...Set career-high with 15 tackles vs. Chicago (10/10/99)...Set career-high for solo tackles at Detroit (10/17/99) with 12...Notched 8 tackles for loss in the first 8 games of the season...Ranked 5th on the team for special teams tackles with 13, giving him 71 for his career...Tied for 2nd on the team with 11 solo stops on special teams...Had 10 tackles, a tackle-for-loss, a pass defended and an interception vs. Green Bay (12/20) on Monday Night Football...Notched 11 tackles, 2 passes defended and interception at Tampa Bay (12/6) on Monday Night Football...Had 11 tackles and sack at Chicago (11/14)...Had 14 tackles and a sack at Detroit (10/17)...Posted 15 tackles, 2 tackles for loss and a QB hurry vs. Chicago (10/10)...**1998** Named **All-Pro** by *College & Pro Football Weekly* and tied for **All-Pro** honors from *The Sporting News*...Selected to the *Associated Press* **2nd-Team All-Pro** squad...**All-Madden** team honoree...Named the **NFL's Defensive Player of the Week** for his performance vs. Arizona (1/10/00) in the Divisional Playoff game...Ended the season tied for 5th in the NFC with 5 interceptions...Ranked 3rd on the team with a career-high 109 tackles and was 2nd on the squad with 83 solo stops...Led the Viking defensive backs in tackles for the third straight year...His 5 interceptions is a career-high and nearly matched the 6 picks he had recorded in his first four seasons in the NFL...Recorded a career-high 11 passes defended...In four regular-season game stretch between 1997 season finale vs. Indianapolis to game vs. Detroit (9/20) he had 5 interceptions...Had 3 take-

aways in the postseason, 2 interceptions vs. Arizona (1/10/99) and fumble recovery vs. Atlanta (1/17/99)...Led team with 14 tackles, 12 of those solo, in NFC Championship game vs. Atlanta (1/17/99)...Led team in tackles with 9 at Tennessee (12/26)...Led team with 7 tackles at Baltimore (12/13) and recovered only fumble of the season...Had 10 tackles, 7 solo, in Thanksgiving Day game vs. Dallas (11/26)...Had second 2-interception day of his career at St. Louis (9/13) when he snared a pair of Tony Banks passes...**1997** Led team in solo tackles (103)...Led defensive backs and finished 2nd on the team in total tackles (128)...Became the first Vikings defensive back since Joey Browner (1990-91) to have back-to-back seasons with 100-or-more tackles...Led team in tackles during the postseason (20)...Led or tied for the team lead in tackles six times during the regular season and led the team in tackles (12) in the playoff game at NY Giants (12/27)...Led defensive backs in tackles-for-loss with a career-high 8...Forced fumbles at Buffalo (8/31) and vs. Chicago (11/9)...Had team season-high in tackles (15) at NY Jets (11/23), which tied for the 2nd highest single-game total in team history by a defensive back...Had both interceptions in regular season finale vs. Indianapolis (12/21)...**1996** First-year starter at strong safety in 1996...Finished 2nd on the team in interceptions (4) in 1996...Led squad in interception return yards (67)...All 4 of his interceptions came in Vikings victories...Led Vikings defensive backs with 103 tackles...Became first Vikings defensive back to go over the 100-tackle mark since Joey Browner and Felix Wright in 1991...Tied for 2nd on the team in tackles-for-loss (7.5)...Led Vikings defensive backs in sacks (2.0) with 1 each vs. Detroit (9/1) and vs. Chicago (10/28)...First NFL interception came at Chicago (9/15) off of Erik Kramer...Returned an interception 41 yards vs. eventual Super Bowl Champion Green Bay (9/22)...Had career-high 3 passes defended vs. Carolina (10/6)...Had interceptions vs. Carolina (10/6) and vs. Arizona (12/1)...Deactivated for games at Oakland (11/17) and vs. Denver (11/24) due to a dislocated shoulder sustained at Seattle (11/10)...**1995** Led the Vikings with 29 tackles on special teams...Surpassed previous team single-season record held by Bobby Abrams of 28 in 1994...Played mainly on third-down situations at safety...Led non-starters with 39 tackles...Recorded a season-high 4 special teams tackles at Green Bay (10/22)...Had a half-sack vs. Green Bay (11/5)...Defended 2 passes at Detroit (11/23)...Recorded

ALL-TIME TACKLES BY VIKINGS DEFENSIVE BACKS

Player	Tackles
Joey Browner	1,098
Tommy Hannon	1,096
Carl Lee	755
Robert Griffith	717
Paul Krause	666
John Turner	558

then career-high 6 tackles in first NFL start vs. Tampa Bay (12/3)...Played final two games of the season with a pin inserted in right thumb...**1994** First NFL season...Finished 3rd on the Vikings with 25 special teams stops...Had 3 special teams tackles at Chicago (9/18), at Tampa Bay (10/30) and vs. Chicago (12/1)...Played strong safety in passing situations...Had a season-high 3 tackles at New England (11/13)...Had both of his passes defended at Buffalo (12/11)...Originally signed by Vikings as a free agent at the suggestion of special teams coordinator Gary Zauner, who had coached Griffith at San Diego State...**1993** Spent part of season with Sacramento and Saskatchewan of the Canadian Football League.

COLLEGE A 2nd-team All-Western Athletic Conference choice in 1992...Batted down 20 passes, recorded 16 tackles for a loss and forced 15 fumbles in his three seasons...Tied for

team lead in fumble recoveries (2), finished 2nd in tackles (97) and tied for 2nd in forced fumbles (2) as senior...Played a hybrid linebacker-safety position at SDSU.

PERSONAL Born Robert Otis Griffith in Landham, MD...Earned All-CIF honors in football and track at Mt. Miguel High School in San Diego...All-league pick in basketball...Modeled for Bad Boy clothing in an ad that appeared in *Rolling Stone*, *Details*, *Vibe* and *Source* magazines...Active in tae-kwon-do...Active in the Twin Cities community through the "Vikings Super Challenge" at local schools...Began the Robert Griffith Foundation during the 1998 offseason. The program provides high school seniors from his hometown of San Diego with renewable college scholarships. The Foundation targets at-risk and economically disadvantaged teens...Helps promote education and raise money for local education through his Griff's Tackle Squad program...Made his music video debut in the spring of 2000 with an appearance in recording artist Kelly Price's video for the song "As We Lay", starring opposite Vivica A. Fox...Appeared in *Sports Illustrated for Women* 2000 Swimsuit Issue...An avid traveller during the offseason, Griffith visited Rio de Janeiro in the 2001 offseason.



GRIFFITH'S VIKINGS TOTALS

Tackles									Special Teams		
Year	Solo	Asst.	Total	Sacks	PBU	TFL	INT	FF	Solo	Asst.	Total
1994.....	7	2	9	0.0	2	0.0	0	1	20	5	25
playoffs ..	0	0	0	0.0	0	0.0	0	0	2	0	2
1995.....	29	10	39	0.5	8	0.0	0	0	21	8	29
1996.....	81	22	103	2.0	10	7.5	4	1	2	0	2
playoffs ..	5	0	5	0.0	0	0.0	0	0	0	0	0
1997.....	103	25	128	0.0	4	8.0	2	2	0	1	1
playoffs 16	4	20	0.0	2	5.0	0	0	0	0	0	0
1998.....	83	26	109	0.0	11	2.0	5	0	1	0	1
playoffs 16	4	20	0.0	2	0.0	2	0	1	0	1	1
1999.....	107	29	136	4.0	10	9.0	3	0	11	2	13
playoffs ..	9	0	9	0.0	1	0.0	1	0	1	1	2
2000.....	83	39	122	1.0	8	3.0	1	1	0	0	0
playoffs 11	7	18	0.0	0	0.0	0	0	0	0	0	0
Totals	493	153	646	7.5	53	29.5	15	5	55	16	71
playoffs 57	15	72	0.0	5	5.0	3	0	4	1	5	

INTERCEPTIONS

Year	No.	Yards	Avg.	Lg	TD
1996.....	4	67	16.8	41	0
1997.....	2	26	13.0	21	0
1998.....	5	25	5.0	17	0
playoffs ..	2	46	23.0	31	0
1999.....	3	0	0.0	0	0
playoffs ..	1	0	0.0	0	0
2000.....	1	25	0.0	0	0
Totals15	143	9.5	41	0	
playoffs ..	3	46	15.3	31	0

OPPONENT'S FUMBLES RECOVERED

Year	No.	Yards	Avg.	Lg	TD
1998.....	1	0	0.0	0	0
playoffs ..	1	9	9.0	9	0
1999.....	0	0	0.0	0	0
playoffs ..	1	0	0.0	0	0
2000.....	1	0	0.0	0	0
Totals2	0	0.0	0	0	
playoffs ..	2	9	4.5	9	0

SINGLE-GAME CAREER HIGHS

Tackles.....	15	@ NY Jets, 11/23/97; vs. Chicago, 10/10/99
Solos	12	@ Detroit, 10/17/99
Interceptions.....	2	vs. Indianapolis, 12/21/97; @ St. Louis, 9/13/98; @ Green Bay, 10/5/98
Sacks.....	1	many times, last vs. Miami, 9/10/00
Tackles for Loss	2	many times, last vs. Chicago, 10/10/99
Passes Defensed	3	@ St. Louis, 9/13/98; vs. Carolina 11/19/00

55

LEMANSKI HALL/LINEBACKER

HT. 6'0"

WT. 234

DOB 11-24-70

COLLEGE: ALABAMA

ACQUIRED: FA FOR '00

NFL: 7th YEAR

VIKINGS: 2nd YEAR

PLAYERS



GAMES/STARTS (reg. season, playoffs): 1995 (12/0-Hou.), 1996 (3/0-Hou.), 1997 (16/2-Tenn.), 1998 (15/0-Chi.), 1999 (10/0, 1/0-Dall.), 2000 (15/1, 2/0). **Total:** 71/3, 3/0 (Minn. 15/1, 2/0).

PRO Started at LB for the first time since 1997 at St. Louis (12/10/00), earning the starting nod at SLB in place of an injured Dwayne Rudd...His 20 tackles on the season from his LB spot was more than his five-year NFL tackle total coming into the 2000 season...Standout special teams player who is capable of stepping in at linebacker...Played against Minnesota in Wild Card Playoff game for Dallas at Metrodome (1/9/00)...Familiar with the NFC Central after spending 1998 with the Chicago Bears...Went to training camp with the Bears in 1999 but was released before the start of the regular season...Signed by Dallas Cowboys on 10/27/99...Originally selected in 7th round of 1994 NFL Draft by the Houston Oilers, spending three seasons with the franchise in Houston and Tennessee...**2000** Started at



St. Louis (12/10/00) at SLB in place of Dwayne Rudd who was inactive with a shoulder injury...Strong contributor of special teams, ranking 5th on the team with 12 special teams stops...Notched a season-high 8 tackles at St. Louis (12/10/00)...Led the team in special teams tackles in both playoff games, notching 3 stops in NFC Championship game at NY Giants (1/14/01) and making 5 tackles vs. New Orleans (1/6/01) in NFC Divisional Playoff...Notched 4 tackles from LB vs. Detroit (11/30)...Had 4 special teams tackles and 4 tackles on defense in Thanksgiving Day game at Dallas (11/23) against his former teammates...Had a productive game vs. Arizona (11/12) with a pair of tackles a forced fumble and a fumble recovery...Inactive for only game of the season at Chicago (10/15) with a hip flexor injury...Posted a pair of special teams tackles at New England (9/17)...Had first special teams tackle as a Viking vs. Miami (9/10)...**1999** Played in 10 games for Dallas, primarily on special teams...Ranked 2nd for the Cowboys with 14 special teams tackles and blocked a kick despite joining the team in Week 8...In his first action as a Cowboy at Indianapolis (10/31) he blocked on Deion Sanders' 76-yard punt return touchdown and broke through the Colts' line to block a Hunter Smith punt, the 1st blocked punt by a Cowboy since 1992. Finished the day with a pair of special teams tackles...Had a season-high 3 special teams tackles vs. NY Giants (1/2/00) in regular-season finale...**1998** Led Chicago with 19 special teams tackles in 15 games of action...Notched a season-high 5 special teams tackles vs. Detroit (10/4)...Saw time at linebacker in place of injured Rico McDonald vs. Green Bay (12/27), notching a career-high 8 tackles and a fumble recovery...**1997** Saw action in all 16 games for the Tennessee Titans, including his first 2 career starts in the final two games of the season...Notched first sacks of his career, his first coming at Miami (9/7) when he caught Dan Marino for a 7-yard loss...Had his second career sack vs. Jacksonville (11/2) when he caught Mark Brunell...Had 4 tackles in season finale vs. Pittsburgh (12/21)...**1996** Limited to playing in three games due to groin injury suffered during training camp...**1995** Saw action in 12 games, primarily on special teams...Played in first NFL game at Jacksonville (9/30)...Recorded first career tackle (an assist on punt coverage) vs. Pittsburgh (9/10)...Suffered hamstring injury vs. Tampa Bay (10/29), went on to play in next game but then missed four weeks due to the injury...**1994** Originally agreed to contract with the Oilers on 6/20...Waived on 8/28 and signed to practice squad on 8/30...Added to 53-man roster 12/23...Selected by Oilers in 7th round (220th overall) of the 1994 NFL Draft. **COLLEGE** Began college career as a free safety before shifting to linebacker...Honorable mention All-America and consensus All-SEC choice as a senior...First Team All-SEC as a junior...Led team in junior and senior seasons. **PERSONAL** Attended Valley (AL) High School where he lettered in football, basketball and baseball...Named 1st-Team All-State at QB and DB as a senior...Member of the Alabama Super Dozen Team...Enjoys golf, motorcycling, bowling and family time...Shows Rottweilers in the offseason...Active in charity activities through the Lemanski Hall Foundation and the Ronald McDonald House...Majoring in criminal justice at Alabama...Wife's name is LaTangela, son is Cameron Christopher and daughter is Kenrdi Alexis...Sponsors a scholarship at Valley High...Annually hosts Hall of Fame Football Camp in Valley, AL...Serves as the Vikings spokesman for the Minneapolis Police Athletic League.

HALL'S NFL TOTALS

Year	Tackles				PBU	TFL	INT	FF	Special Teams			
	Solo	Asst.	Total	Sacks					Solo	Asst.	Total	
1995 (Hou.)	.1	1	2	0.0	0	-	0	0	-	-	-	4
1996 (Hou.)	.0	0	0	0.0	0	-	0	0	-	-	-	2
1997 (Tenn.)	.6	2	8	2.0	1	-	0	0	-	-	-	9
1998 (Chi.)	.3	6	9	0.0	0	-	0	0	-	-	-	19
1999 (Dall.)	.0	0	0	0.0	0	-	0	0	7	7	7	14
2000	.8	12	20	0.0	0	0	0	1	7	5	12	
playoffs	.0	0	0	0.0	0	0	0	0	6	2	8	
Totals	.18	21	39	2.0	1	-	-	1	-	-	60	
playoffs	.0	0	0	0.0	0	0	0	0	6	2	8	

OPPONENT'S FUMBLES RECOVERED

Year	No.	Yards	Avg.	Lg	TD
1998 (Chi.)	.1	5	5.0	5	0
2000	.1	1	1.0	1	0
Totals	.2	6	3.0	5	0

SINGLE-GAME CAREER HIGHS

Tackles8	vs. Green Bay, 12/27/98; @ St. Louis, 12/10/00
Sacks1	vs. Jacksonville, 11/2/97; @ Miami, 9/7/97
Special Teams Tackles	..5	vs. Detroit, 10/4/98
Blocked Punt1	@ Indianapolis, 10/31/99
Fumble Recovery1	vs. Green Bay, 12/27/98; vs. Arizona, 11/12/00
Forced Fumble1	vs. Arizona, 11/12/00



CHRIS HOVAN/DEFENSIVE TACKLE

HT. 6-2

WT. 294

DOB 5-12-78

COLLEGE: BOSTON COLLEGE

ACQUIRED: D1 FOR '00

NFL: 2nd YEAR

VIKINGS: 2nd YEAR




6th on the team...Notched a pair of sacks and 6 tackles for loss on the season...Had his first NFL sack when he caught Drew Bledsoe at New England (9/10) and earned second sack against Detroit's Stoney Case...Had a season-high 8 tackles at New England (9/10)...Had a pair of tackles for loss in the team's Monday Night Football games on the season, vs. Tampa Bay (10/9) and at Green Bay (11/6)...Was 2nd among Vikings defensive linemen with 6 tackles and had 2 passes defended in NFC Championship game at NY Giants (1/14/01)...Registered 6 tackles in regular-season finale at Indianapolis (12/24)...Posted 3 tackles, a sack and a tackle-for-loss vs. Detroit (11/30)...Had 5 tackles and a QB hurry vs. Carolina (11/19)...Notched 6 tackles and a pair of tackles-for-loss at Green Bay (11/6)...Had 4 tackles, a tackle for

ALL-TIME STARTS BY VIKINGS DEFENSIVE ROOKIES

Player	Starts	Year
DeWayne Washington	..16	..1994
Carl Eller	..14	..1964
Tim Newton	..14	..1985
Jackie Wallace	..13	..1973
Chris Doleman	..13	..1985
Chris Hovan	..13	..2000

GAMES/STARTS (reg. season, playoffs): 2000: (16/13, 2/2).

PRO Immediate impact player for the Vikings as a rookie...Named to every all-rookie team published...Only two Vikings defensive linemen in team history have started more games as a rookie than Hovan did in 2000, Carl Eller (14 in 1964) and Tim Newton (14 in 1985)...Versatile inside player who can work at NT and UT...**2000** Saw action in all 16 games with 13 starts and started both playoff games...Named to the *Pro Football Weekly* and *Football News All-Rookie* teams...Named on *Football Digest Top 16 Rookies* list...Led the Vikings defensive line with 54 tackles, ranking



loss and a QB hurry vs. Buffalo (10/22)...Notched first career stats in second regular-season game vs. Miami (9/10) with a tackle, a pass defended and a QB hurry...Joined Tyrone Carter as the only Vikings rookies to see time in the season opener vs. Chicago (9/3)...Minnesota's 1st round selection in the 2000 Draft (25th overall)...The third defensive lineman taken following Florida State's Corey Simon (6th, Philadelphia) and Tennessee's Shaun Ellis (12th, NY Jets)...The first defensive tackle the Vikings have drafted in the 1st round since Keith Millard in 1984...Aggressive style and versatility make him a candidate for multiple positions on the defensive line.

COLLEGE Named All-American by the American Football Coaches Association following senior season...Semi-finalist for the Lombardi Award honoring the nation's top lineman...First player in Boston College history to be named All-Big East three times...Started 43 of the 45 games he played in college, including the final 33 over his last three seasons...Finished college career with 20.5 sacks and 43 tackles for loss...As a senior in 1999 named All-American by AFCA and notched third-straight All-Big East honors...Led team with 11 sacks...Started all 11 games on the season...Notched 75 tackles (47 solo) and team-high 20 tackles for loss...Added 5 pass deflections, 7 quarterback hurries, forced 5 fumbles and recovered one...A 1998 All-Big East and All-New England choice...Started all 11 games at nose tackle...Ranked 2nd on the team with 81 tackles (50 solo)...Led the team with 5.5 sacks and 13 tackles for loss...Forced 3 fumbles on the season along with 9 QB hurries...Named to All-Big East, All-New England and All-East Coast Athletic Conference teams in 1997...Started all 11 games at nose tackle...Posted 58 tackles (35 solo), 4 sacks, 8 tackles for loss, forced a fumble and had 5 QB hurries on the season...In was 1996 one of only 6 true freshmen to earn All-Rookie Team honors from *The Sporting News*...Started 10 games at nose tackle...Notched 31 tackles (16 solo) and 2 tackles for loss.

PERSONAL Honorable Mention All-American by *USA Today* in high school...Named All-City and All-State by *Cleveland Plain Dealer*...Posted school-record 28 sacks at St. Ignatius High...Led team to fifth straight Ohio state title as a senior and a #2 ranking in the 1995 *USA Today* High School Poll...Played in both the Ohio North-South All-Star Game and the Pennsylvania-Ohio Big 33 All-Star Game...Earned All-State recognition in lacrosse as a junior...Communications major at Boston College who earned his degree after spring semester 2001, returning to BC after his rookie season to complete his studies...Youngest of three brothers...Served as keynote speaker at 2000 Minnesota Special Olympics State Games...Participated in the Dennis Green/United Way Youth Football Day...Took part in the Reason To Be Thankful Celebration at Winter Park the day after the Vikings win at Dallas on Thanksgiving 2000.

HOVAN'S VIKINGS TOTALS

Year	Tackles			Sacks	PBU	TFL	QBH	FF	Special Teams		
	Solo	Asst.	Total						Solo	Asst.	Total
2000.....	28	26	54	2.0	1	6.0	7	0	0	0	0
playoffs ..	3	4	7	0.0	0	0.0	2	0	0	0	0

SINGLE-GAME CAREER HIGHS

Tackles.....	8	@ New England, 9/17/00
Solos	4	vs. Carolina, 11/19/00
Sacks.....	1	@ New England, 9/17/00; vs. Detroit, 11/30/00
Tackles for Loss	2	vs. Tampa Bay, 10/9/00; @ Green Bay, 11/6/00
Passes Defended	1	vs. Miami, 9/10/00
QB Hurries	2	@ Tampa Bay, 10/29/00

Vikings

91

WILLIE HOWARD/DEFENSIVE TACKLE

HT. 6-3

WT. 298

DOB 12-26-77

COLLEGE: STANFORD

ACQUIRED: D2 FOR '01

NFL: ROOKIE

VIKINGS: ROOKIE



PRO Minnesota's 2nd-round selection in the 2001 Draft and the fourth defensive lineman the team has taken in the first two rounds of the past two drafts...Third Stanford player drafted by Minnesota in the past four drafts, joining college teammates Kailee Wong and Troy Walters...College head coach was former Vikings assistant coach Tyrone Willingham. **COLLEGE** Named a semi-finalist for the Lombardi Award and named a 3rd-Team All-American following his senior season...Started all 45 games he played in his career at Stanford...Received the 1999 Morris Trophy as the Pac-10 Conference's best lineman...Joins an elite group of Stanford players to be named 1st Team All-Pac 10 in consecutive years, joining Vikings teammate Kailee Wong (1996-97), Duncan McColl (1975-76) and long-time Vikings staff member Paul Wiggin (1955-56)...Ended his college career with



187 tackles, 22.5 sacks and 40 tackles-for-loss...**2000** Named 1st-Team All-Pac 10 for the second straight year...Started all 11 games for the Cardinal...Notched 52 tackles, 9 tackles for loss, 5 sacks, an interception, blocked a pair of PATs, a fumble recovery and 3 passes defended...Posted 7 tackles, 2 tackles-for-loss and a sack of Longhorn QB Chris Simms at Texas...Notched 5 tackles and a sack vs. Notre Dame...Had 7 tackles, a pass defended and a sack of Marques Tuiasosopo vs. Washington...Had 5 tackles each vs. San Jose State and Oregon State...Had a season-high 10 tackles vs. Arizona State with a sack and 3 tackles-for-loss...Ended his college career vs. California notching a fumble recovery and the lone interception of his career which he returned 17 yards...**1999** Named 1st-Team All-Pac 10 and recipient of the Morris Trophy...Notched 54 tackles, a career-high 10 sacks and career-high 19 tackles for loss...His sack and tackle-for-loss totals were 2nd-highest in the Pac-10...Helped the Cardinal defense improve from 28 team sacks in 1998 to 46 in 1999...Started every game at LDT before shifting to RDE for the Rose Bowl game vs. Wisconsin...Despite suffering ACL damage and an MCL sprain in his right knee, he returned to start in Rose Bowl...Had 4 tackles, a tackle-for-loss and forced a fumble vs. Washington State...Had season-high 12 tackles, 1.5 sacks and 5 tackles for loss vs. San Jose State...Posted 9 tackles, 2 sacks, 4 tackles-for-loss and a fumble recovery vs. Oregon State...Notched 8 tackles vs. Washington...Returned a fumble 22 yards for a TD at Arizona State...Had 5 tackles, a sack and 3 tackles-for-loss vs. California...Left game vs. Notre Dame with a knee sprain after posting 2 tackles...Following six weeks of rehab Howard returned to start at RDE vs. Wisconsin in Rose Bowl where he had 5 tackles and a tackle-for-loss...**1998** Was an All-Pac 10 Honorable Mention choice and received the Al Masters Award from his teammates as the player who shows the best leadership and respect of the squad...Served as a defensive co-captain...Started every game, earning 10 starts at LDT and one at LDE...Notched 53 tackles, 5.5 sacks and 10 tackles-for-loss on the season...Had 7 tackles, 2.5 sacks and 4 tackles for loss vs. San Jose State...Posted 7 tackles a sack and a pair of tackles-for-loss vs. Oregon State...Had 6 tackles, a sack and a tackle-for-loss vs. California...Notched 6 tackles vs. Southern California...**1997** Started every game at nose guard, registering 28 tackles and a pair of sacks...Notched season-high 7 tackles vs. UCLA...Earned first career sack vs. Notre Dame to go along with a fumble recovery and 3 tackles...**1996** Redshirted as a guard before switching to defensive line in spring practice.

PERSONAL An All-American selection by SuperPrep at Los Altos High in Mountain View, CA...Also participated in basketball, track and wrestling...Majored in communications at Stanford, graduating in January 2001...Was active in the Palo Alto community during his college career in mentoring programs for local students.

HOWARD'S COLLEGE TOTALS

Tackles

Year	Solo	Asst.	Total	Sacks	PBU	TFL	FF	FR
1997	..21	7	28	2.0	2	2	1	1
1998	..35	18	53	5.5	0	10	0	1
1999	..29	25	54	10.0	0	19	1	2
2000	..30	22	52	5.0	3	9	0	1
Totals	..115	72	187	22.5	5	40	2	4

67

JAY HUMPHREY/TACKLE

HT. 6-6

WT. 314

DOB 6-20-76

COLLEGE: TEXAS

ACQUIRED: D4b FOR '99

NFL: 2nd YEAR

VIKINGS: 2nd YEAR



GAMES/STARTS (reg. season, playoffs): 1999 (0/0, 0/0), 2000 (0/0, 0/0).

PRO Allocated to the Scottish Claymores of NFL Europe for the 2001 season...Started all 10 games for the Claymores, helping pave the way for RB Anthony Gray to run for 445 yards, ranking 4th in NFL Europe...Spent the 2000 NFL season on Minnesota's practice squad...Drafted by the Vikings in the 4th round (125th Overall) of the 1999 draft...2000 Spent the entire season on Vikings practice squad...Released following training camp on August 27...Signed to practice squad on August 29...1999 Active, but did not play vs. Detroit (1/2)...Inactive for the Vikings 15

other regular season games and both playoff games...Was the Vikings backup longsnapper to Mike Morris in addition to a backup role on the offensive line.

COLLEGE Started the last 36 games of his career for the Longhorns at right tackle...Three-year starter and four-year letterman...Doubled as the teams longsnapper...Senior accomplishments include All-Big 12 Conference 1st-team selection, All-America by *The Sporting News*, 2nd-team All-American from the Associated Press and 3rd-team All-American honors from *Football News*...Blocked for Heisman Trophy winner Ricky Williams, who led the nation in rushing for the second consecutive season and set the NCAA Division I all-time rushing mark with a school-record 2,124 yards in '98...All-Big 12 Conference 2nd-Team choice as a junior...Was redshirted as a freshman.

PERSONAL All-State and Texas Top 100 Selection at Richardson (Tex.) High...Rated one of the nation's best offensive linemen by *Blue Chip Illustrated*...Earned University of Texas Athletic Directors Award with a 3.2 GPA...Member of Southwest Conference (1995) Honor Roll...His father, Tom, was also an offensive lineman in the NFL and played for Denver, Kansas City, Cleveland, and Atlanta...Sports Management major...Married PGA standout Kelli Kuehne in the offseason, who took 3rd in the 1999 Women's U.S. Open...Active in the Twin Cities community through the Kids Voting Minnesota program and the Vikings annual SportsCamp for kids sponsored by the Children's Miracle Network.

83

NATE JACQUET/WIDE RECEIVER

HT. 6-0

WT. 185

DOB 9-2-75

COLLEGE: SAN DIEGO STATE

ACQUIRED: FA FOR '00

NFL: 4th YEAR

VIKINGS: 2nd YEAR



GAMES/STARTS (reg. season, playoffs): 1997 (5/0-Ind.), 1998 (15/0, 1/0-Mia.), 1999 (13/0, 2/0-Mia.), 2000 (11/0-S.D., 1/0-Minn.). **Total:** 45/0, 3/0 (Minn.-1/0).

PRO Re-signed with the Vikings for 2001 after spending final two regular-season games and both playoff games with the team...Joined Vikings on December 13, 2000...Signed by Vikings after release from San Diego...Has seen action in 45

career NFL games with Minnesota, San Diego, Miami and Indianapolis...Originally drafted by Indianapolis in the 5th round of the 1997 draft...2000 Saw action on special teams for the Vikings at Indianapolis (12/24) in the regular-season finale...Inactive for game vs. Green Bay (12/17) and both playoff games...Signed by Vikings on December 13 following release from San Diego...Played in 11 games for the Chargers and inactive for three...Returned 30 punts for 211 yards (7.0 avg.) for Chargers and caught a pass for 25 yards...Had season-high 6 punt returns in two games, vs. Kansas City (11/26) and at Buffalo (10/15)...Season-high 51 yards on punt returns (8.5 avg.) came at Buffalo (10/15)...Season-long 35-yard punt return vs. Kansas City (11/26) set up San Diego's game-winning field goal...Lone catch of the season came vs. Seattle (9/24), a 25-yard reception...1999 Played in 13 games for Miami...Set Dolphins record for single-season punt return average at 12.5 yards per return, taking back 28 punts for 351 yards...His 12.5 average was 2nd in the AFC for the season, trailing only the 14.5 mark of Seattle's Charlie Rogers...Saw action in both Dolphins playoff games as a punt and kick returner...Had 6 punt returns of 25+ yards on the season...Did not make a fair catch on the season...Notched 5 special teams tackles on the season...In his Dolphin debut

as punt returner at New England (10/17) he had 4 returns for 86 yards (21.5 avg.) with a long of 45 and was given the special teams game ball by the team...Had 3 punt returns for 64 yards (21.3 avg.) at Oakland (10/31) with a long of 33...Was named the AFC Special Teams Player of the Week for performance at Oakland (10/31) and also given the Dolphins' special teams game ball...Lone return at Buffalo (11/14) was for 25 yards...Had a 35-yard return at NY Jets (12/12), his 2nd-longest of the season...Caught only pass of the season at NY Jets (12/12), an 18-yarder from Damon Huard...Had 6 punt returns for 63 yards (10.5 avg.) with a long of 25 in Wild Card Playoff win at Seattle (1/9/00), all setting Miami playoff records...Surpassed his own team-playoff record for long punt return with a 29-yarder the following week in Divisional Playoffs at Jacksonville (1/15/00)...His 47 punt return yards at Jacksonville (1/15/00) is the 2nd-highest total in Dolphins playoff history and he returned 3 kickoffs for 77 yards (25.7 avg.)...**1998** Played in a career-high 15 games on the season after being signed from Miami's practice squad on September 8...Had career-high 8 catches for the for Dolphins...Claimed by Miami on August 26, the day after being waived by Indianapolis...Averaged over 25 yards per return on 4 kickoff returns with a long of 37...Ranked 6th on the Dolphins with 16 special teams tackles...Made debut with Miami vs. Buffalo (9/13)...Caught 1st NFL pass vs. New Orleans (11/29) on a 19-yarder from Dan Marino...Caught career-high

5 passes for 68 yards with a long of 28 vs. NY Jets (12/13)...Had a pair of catches for 35 yards, including a career-long 29-yarder on Monday Night Football vs. Denver (12/21)...Posted 4 special teams tackles vs. Pittsburgh (9/20)...Returned 4 kickoffs with a 25.8-yard average in regular-season finale at Atlanta (12/27)...Caught a pass in the Divisional Playoffs at Denver (1/9/99)...**1997** Spent the first 9 games of the season on Indianapolis' practice squad...Signed to Colts' 53-man roster on November 4...Had 13 punt returns with a 7.4 yard per return average and brought back 8 kickoffs for a 19.5 yard average...Notched 7 special teams tackles on the season...Returned 7 kickoffs for an 18.4 yard average at Minnesota (12/21), tying for the 2nd-most single-game kickoff returns by a Colt and setting the teams rookie record...Originally a 5th-round selection of the Colts in 1997.

COLLEGE Lettered in 1995 and '96 for San Diego State after transferring from Mt. San Antonio Community College...Switched to wide receiver for his senior season after playing cornerback previously in his college career...Had 19 catches and 5 TDs as a senior...Played in the Blue-Gray Game following his senior season...Majored in child development.

PERSONAL Lettered in football and basketball at Duarte (CA) High School...Has a son, Anthony Jacquet.

JACQUET'S NFL TOTALS

RECEIVING

Year	No.	Yds.	Avg.	Lg	TD	2pt
1998 (Mia.) . . .	8	122	15.3	28	0	0
playoffs	1	6	6.0	6	0	0
1999 (Mia.) . . .	1	18	18.0	18	0	0
2000 (SD)	1	25	25.0	25	0	0
Totals	10	165	16.5	28	0	0
playoffs	1	6	6.0	6	0	0

PUNT RETURNS

Year	No.	FC	Yds.	Avg.	Lg	TD
1997 (Ind.) . . .	13	0	96	7.4	17	0
1999 (Mia.) . . .	28	0	351	12.5	45	0
playoffs	8	0	110	13.8	29	0
2000 (SD)	30	8	211	7.0	35	0
Totals	71	8	658	9.3	45	0
playoffs	8	0	110	13.8	29	0

RUSHING

Year	No.	Yds.	Avg.	Lg	TD	2pt
1999 (Mia.) . . .	1	4	4.0	4	0	0

KICKOFF RETURNS

Year	No.	Yds.	Avg.	Lg	TD
1997 (Ind.)	8	156	19.5	27	0
1998 (Mia.)	4	103	25.8	37	0
1999 (Mia.)	1	26	26.0	26	0
playoffs	3	77	25.7	35	0
Totals	13	285	21.9	37	0
playoffs	3	77	25.7	35	0

SINGLE-GAME CAREER HIGHS

Receptions	5	vs. NY Jets, 12/13/98
Receiving Yards.....	68	vs. NY Jets, 12/13/98
Long Catch	29	vs. Denver, 12/21/98
Punt Returns.....	6	many times, last vs. Kansas City, 11/26/00
Punt Return Yards	86	@ New England, 10/17/99
Long Punt Return	45	@ New England, 10/17/99
Kickoff Returns	7	@ Minnesota, 12/21/97
Kickoff Ret. Yards ..	103	@ Atlanta, 12/27/98
Long Kickoff Return..	37	@ Atlanta, 12/27/98



13

CEDRIC JAMES/WIDE RECEIVER

HT. 6-1

WT. 199

DOB 3-19-79

COLLEGE: TEXAS CHRISTIAN

ACQUIRED: D4b FOR '01

NFL: ROOKIE

VIKINGS: ROOKIE

PLAYERS



PRO Drafted with the Vikings second pick in the 4th round (131st overall) following TCU teammate Shawn Worthen who was selected with the 130th selection...Looks to make an impact on special teams and crack into the Vikings deep wide receiver rotation.

COLLEGE Major contributor to a strong Texas Christian team that relied heavily on the running game with Heisman candidate LaDarian Tomlinson paving the way...**2000** Started in 11 of 12 games at inside slot receiver for the Horned Frogs who won the Conference USA title with a 7-1 record and finished 10-2 overall...Starred on special teams, making 8 special teams stops, including 5 solo tackles...Finished the season with 19 catches for 310 yards (16.3 avg.) and three

touchdowns...Returned 4 kickoffs for 78 yards for a 19.5 average...Opened the season with a 33-yard reception at Nevada...Had a 16-yard scoring catch and 2 kickoff returns for 48 yards vs. Northwestern...Finished with 2 catches for 32 yards and a special teams stop at Navy...Had 3 receptions for 49 yards and 3 special teams stops vs. San Jose State...Returned 2 kickoffs for 30 yards and made 2 special teams stops vs. Fresno State...Had a career long 75-yard touchdown catch and two special teams stops vs. Texas El Paso...Contributed 67 receiving yards on 3 catches, including a 38-yard score at Southern Methodist...Finished his career with 2 kickoff returns for 64 yards and a pair of special teams tackles vs. Southern Mississippi in the Mobile Alabama Bowl...**1999** Played in 10 games, making two starts at Northwestern and at Fresno State...Finished the season with 4 catches for 52 yards (13.0 avg.) and returned 5 kickoffs for 141 yards (28.2 avg.) and added a special teams tackle...Had 3 catches for 40 yards at Northwestern...Returned a kickoff 58 yards and made a special teams stop vs. Arizona...Had a 12-yard catch at Fresno State...Made a 13-yard catch in TCU's 28-14 win in the Mobile Alabama Bowl vs. East Carolina...**1998** Played in all 11 games, making three starts at Southern Methodist, vs. Wyoming, and at Tulsa and finishing with 13 catches for 167 yards (12.8 avg.) and a score...Ran 3 times for 1 yard...Caught 3 passes for 52 yards vs. Air Force...Had 2 catches for 24 yards vs. Fresno State...Made a season-high 4 catches for 28 yards, including a 9-yard TD at Colorado State...Had a 34-yard reception vs. Wyoming...**1997** Played in 10 games...Finished with 4 catches for 51 yards (12.8 avg.)...Had one rush for a 7-yard loss...Made 2 tackles and a fumble recovery on special teams.

PERSONAL All-District 11-3A selection as both a junior and senior at Kennedale (TX) High School...Caught 27 passes for 678 yards (25.1 avg.) and 11 touchdowns in his senior season...Marketing major...Son of Laura Powell and Elbert James...Resides in Fort Worth, Texas...Already active in the Twin Cities community through the H.O.P.E. (Help Our People Excel) Bowling event and the Dennis Green Youth Fishing Day on Lake Minnetonka.

THE EYES OF TEXAS ARE UPON THEM

Cedric James joins 11 other current Vikings players who played their high school football in Texas. He joins TCU classmate Shawn Worthen as the Vikings back-to-back 4th round picks, #130 and #131 overall. James and Worthen will get a chance to return to their home state for the Vikings' 2001 preseason opener when the Vikings play New Orleans in a game at San Antonio's Alamodome on August 11.

JAMES' COLLEGE TOTALS

RECEIVING

Year	No.	Yds.	Avg.	Lg	TD
1997	4	51	12.8	15	0
1998	13	167	12.8	38	1
1999	4	52	13.0	20	0
2000	19	310	15.3	75	3
Totals	40	580	14.5	75	4

KICKOFF RETURNS

Year	No.	Yds.	Avg.	Lg	TD
1999	5	141	28.2	58	0
2000	4	78	19.5	42	0
Totals	9	219	24.3	58	0

SPECIAL TEAMS TACKLES

Year	Solo	Asst.	Total	FR	FF
1997	2	0	2	1	0
1999	1	0	1	0	0
2000	5	3	8	0	0
Totals	8	3	11	1	0

51

LANCE JOHNSTONE/DEFENSIVE END

HT. 6-4

WT. 253

DOB 6-11-73

COLLEGE: TEMPLE

ACQUIRED: FA FOR '01

NFL: 6th YEAR

VIKINGS: 1st YEAR



GAMES/STARTS (reg. season, playoffs): 1996 (12/10-Oak.), 1997 (14/6-Oak.), 1998 (16/15-Oak.), 1999 (16/16-Oak.), 2000 (14/9, 2/0-Oak.), **Total:** 76/56, 2/0.

PRO Has played in 76 NFL games, including 56 career starts...Started every game in 1999 for Oakland...Has missed only four games in his career...Led the Raiders in sacks in 1998 and '99 with 11 and 10 respectively...Has returned 4 fumbles for 56 yards and 3 TDs in his career...**2000** Started first nine games of the season before suffering a groin injury that limited his time...Played in 14 games on the season, missing games vs. Atlanta (11/26) and at Pittsburgh (12/3)...Notched season-high 4 tackles vs. Denver (9/17) and at San Francisco (10/8)...Had 2 tackles, a sack and a forced fumble in season opener vs. San Diego (9/3)...Posted 3 tackles and a sack at Indianapolis



(9/10)...Had 3 tackles and a sack in the last game before his groin injury that forced him to miss two games...Ended the regular season with 2 tackles and a half-sack vs. Carolina (12/24)...**1999** Led Oakland with 10 sacks, his second consecutive season with 10+ sacks...Started all 16 games for the first time in his career...His 52 tackles was the 2nd-highest total of his career...Returned third fumble for a TD of his career vs. Tampa Bay (12/19) in a 45-0 Raiders win...Notched lone career interception...Had a career-high 3 sacks at San Diego (12/26), in a game when he also posted 4 tackles and a pair of forced fumbles...Had season-high 5 tackles in 3 games on the season...Forced 5 fumbles on the season...**1998** Started 15 games on the season...Notched career-high 11 sacks to lead the team and rank 4th in the AFC...His 11 sacks came in an 11-game span, including an eight-game streak with at least one sack...Returned a fumble 40 yards vs. Cincinnati (10/25) for his second career TD in a 27-10 Raiders win...Had career-high 55 tackles, ranking 5th on the team and 2nd among defensive linemen...Notched 6 tackles in three games on the season, vs. Washington (11/29), at Seattle (11/1) and vs. Denver (9/20)...Posted a pair of sacks vs. Denver (9/20)...**1997** Started opening six games of the season before an injury sidelined him for two games...Played in 14 games on the season...Notched 32 tackles on the season and 3.5 sacks...Forced a pair of fumbles and recovered the 2nd fumble of his career...Both of his forced fumbles were turned into TDs by the Raiders...Forced fumble vs. Kansas City (9/8) was turned into a TD by the Raiders offense three plays later along with 4 tackles and a pass defended...Forced fumble vs. Denver (10/19) that was returned for 65 yards by Eric Turner for a TD...Posted 4 tackles in season-opener at Tennessee (8/31) and assisted on a sack...Had season-high 5 tackles at Atlanta (9/14)...Returned to action following two-game absence with injury to post 2 tackles, a sack and a pass defended vs. New Orleans (11/9)...Had a pair of tackles and a fumble recovery at Denver (11/24)...**1996** Moved into starting lineup for the final 10 games of the season...Returned a fumble for his first career TD at Denver (12/15) when he recovered a fumble in the Bronco's endzone along with posting 4 tackles...Notched season-high 5 tackles and a pass defended vs. Kansas City (12/9)...Notched first career sack vs. Detroit (10/13)...Selected with Raiders' 2nd-round pick (57th overall).

COLLEGE Was a 4-year letterman for Temple, playing his final three seasons a linebacker...Served as team captain in 1994 and '95...Earned All-Big East honors as a junior and senior...Named to All-Big East 2nd Team as a sophomore...Left Temple with school record in solo tackles with 288...Set school record with 15 solo tackles against Pittsburgh as a junior...Had career-high 9 sacks as a freshman in his lone season at defensive end.

PERSONAL Born and attended high school in Philadelphia...Named All-Scholastic, All-Public League, All-City and All-Southeastern Pennsylvania as a senior at Germantown High...Earned All-Public League honors as a track sprinter.

JOHNSTONE'S NFL TOTALS

Tackles								Special Teams			
Year	Solo	Asst.	Total	Sacks	PBU	TFL	INT	FF	Solo	Asst.	Total
1996 (Oak.)	26	6	32	1.0	–	–	0	0	0	0	0
1997 (Oak.)	20	11	31	3.5	–	–	0	2	0	0	0
1998 (Oak.)	48	6	54	11.0	–	–	0	2	0	0	0
1999 (Oak.)	45	7	52	10.0	–	–	1	5	0	0	0
2000 (Oak.)	22	10	32	3.5	–	–	0	2	0	0	0
playoffs	1	1	2	0.0	–	–	0	0	0	0	0
Totals	161	40	201	29.0	–	–	1	11	0	0	0
playoffs	1	1	2	0.0	–	–	0	0	0	0	0

OPPONENT'S FUMBLES RECOVERED

Year	No.	Yards	Avg.	Lg	TD
1996 (Oak.)	1	1	1.0	1	0
1997 (Oak.)	1	2	2.0	2	0
1998 (Oak.)	1	40	40.0	40t	1
1999 (Oak.)	1	13	13.0	13t	1
Totals	4	56	14.0	40t	2

SINGLE-GAME CAREER HIGHS

Tackles	8	vs. Green Bay, 12/27/98; @ St. Louis, 12/10/00
Sacks	1	vs. Jacksonville, 11/2/97; @ Miami, 9/7/97
Special Teams Tackles	5	vs. Detroit, 10/4/98
Blocked Punt	1	@ Indianapolis, 10/31/99
Fumble Recovery	1	vs. Green Bay, 12/27/98; vs. Arizona, 11/12/00
Forced Fumble	1	vs. Arizona, 11/12/00

85

ANDREW JORDAN/TIGHT END

HT. 6-6

WT. 263

DOB 6-21-72

COLLEGE: WESTERN CAROLINA

ACQUIRED: FA FOR '01

NFL: 7th YEAR

VIKINGS: 5th YEAR



GAMES/STARTS (reg. season, playoffs): 1994 (16/12, 1/1), 1995 (13/7), 1996 (13/9, 1/0), 1997 (2/0-Minn., 2/0-TB), 1998 (3/0-Phil.), 1999 (11/1, 2/0), 2000 (16/4, 2/1). **Total** 76/33, 6/2 (71/33, 6/2-Minn.)

PRO Played in all 16 games in 2000, his first complete season since his rookie year in 1994...Returned to Vikings in fifth week of 1999 season, returning to the team that originally drafted him in 1994 and played in all 11 remaining games with one start...Led Vikings tight ends in catches in

1994, '95 and '96...Had impressive debut season in '94, being named to numerous All-Rookie teams...His 35 catches in '94 were the most by a Vikings rookie since Sammy White's 51 in 1976...Has worn four jersey numbers during his Vikings career, #83, #89, #43 and #85. Jordan switched from #83 to #89 when the Vikings re-signed veteran Steve Jordan during his rookie season and wore #89 the rest of '94-'97. Jordan wore #43 when he returned to the Vikings in '99 since no numbers in the 80s were open. He switched to #85 after rookie Jim Kleinsasser changed positions to full-back and changed numbers...**2000** Played in 16 games with 4 starts in the regular season...Saw time in both playoff games, starting the NFC Championship game at NY Giants (1/14/01)...Had season-high 3 catches and season-high 27 receiving yards vs. Miami (9/10)...Started in season-opener vs. Chicago (9/3) and caught a 9-yard pass...Had a catch for 4 yards at Green Bay (11/6)...Caught a 4-yard pass vs. Arizona (11/12)...Had season-long 12-yard catch in regular-season finale at Indianapolis (12/24), finishing with a pair of catches for 19 yards...**1999** Played in all 11 games he was with the team and both postseason games...Started vs. San Diego when team opened in two-tight end formation...Caught all 5 passes on the season from Jeff George...Caught first touchdown pass since 11/5/95 when he pulled in a 7-yard scoring pass from Jeff George vs. San Francisco (10/24), also his first catch of the season...Had season-high 2 catch-

es for season-high 13 yards vs. Detroit (12/20)...Longest catch of the season was an 11-yarder at Chicago (11/14)...Caught a 9-yard pass vs. Dallas (11/8) on Monday Night Football...Saw time at fullback and tight end at Denver (10/31)...Regular contributor on special teams and fielded a kickoff at Detroit (10/17)...Spent 1999 pre-season with Philadelphia Eagles...**1998** Played in three games for Philadelphia, catching 2 passes for 9 yards...Signed by Eagles on 12/1/98...Inactive for game vs. St. Louis (12/3/98)...Caught first pass as an Eagle vs. Arizona (12/13), an 8-yarder from Koy Detmer...Caught 1-yard pass at Dallas (12/20)...Released by Tampa Bay on 8/25 during training camp...**1997** Played in two games for the Vikings, at Chicago (9/7) and vs. Tampa Bay (9/14) but did not have a catch...Released by Vikings on 9/23...Signed by Tampa Bay Buccaneers on 12/9 and played in final two regular-season games for the Bucs, catching one pass...Saw first action on special teams for Tampa Bay at NY Jets (12/14)...Caught pass vs. Chicago (12/21) for no gain in regular-season finale...**1996** Led Vikings tight ends with 19 catches and 128 yards...Started nine of the Vikings' first 10 games of the season...Scored on a two-point conversion at Seattle (11/10)...Inactive for game vs. Denver (11/14) vs. Detroit (12/8) and vs. Green Bay (12/22)...**1995** Led Vikings tight ends in catches with 27 and points with 12...Caught first career touchdown pass in season-opener at Chicago (9/3)...Had season-high 4 catches vs. Dallas (9/17) and at Green Bay (10/22)...Scored touchdown in 27-24 win vs. Green Bay (11/5)...Suffered ankle injury vs. Tampa Bay (12/3) and missed final three games of the regular season...Dressed but did not play at Cincinnati (12/24)...**1994** Steal of the draft for the Vikings

JORDAN'S NFL TOTALS

RECEIVING

Year	No.	Yds.	Avg.	Lg	TD	2pt
1994	35	336	9.6	25	0	1
playoffs	4	35	8.8	16	0	0
1995	27	185	6.9	17	2	0
1996	19	128	6.7	15	0	1
playoffs	1	10	10.0	10	0	0
1997 (T.B.)	1	0	0.0	0	0	0
1998 (Phil.)	2	9	4.5	8	0	0
1999	5	40	8.0	11	1	0
playoffs	2	10	5.0	6	0	0
2000	8	63	7.9	12	0	0
playoffs	2	10	5.0	6	0	0
Totals	97	761	7.8	25	3	2
playoffs	7	55	7.9	16	0	0

KICKOFF RETURNS

Year	No.	Yds.	Avg.	Lg	TD
1994	1	8	8.0	8	0
1999	1	0	0.0	0	0
Totals	2	8	4.0	8	0

SINGLE-GAME CAREER HIGHS

Receptions	5	@ Tampa Bay, 10/30/94; @ New England, 11/13/94
Receiving Yards	57	@ New England, 11/13/94
Long Catch	25	@ New England, 11/13/94
TD Catches	1	@ Chicago, 9/3/95; vs. Green Bay, 11/5/95; vs. San Francisco, 10/24/99
2 Point Conversion	1	vs. Chicago, 12/1/94; @ Seattle, 11/10/96

who selected him with their 6th-round pick, the 179th player taken overall...Led Vikings tight ends with 35 catches and 336 receiving yards...Led NFL rookie tight ends in catches...Caught most passes by a Vikings rookie since Sammy White's 51 in 1976...Started 12 games at tight end...Named to Pro Football Weekly/Pro Football Writers of America, Football News and College and Pro Football Newsweekly **All-Rookie** teams...Had an 18-yard catch that helped set up game-winning field goal in overtime vs. Green Bay (10/20)...Had career-high 5 catches at Tampa Bay (10/30) and at New England (11/13)...Scored only points of the season on a crucial two-point conversion in 4th quarter vs. Chicago (12/1)...Played with childhood hero Steve Jordan late in the season when the veteran tight end was resigned out of retirement due to injuries to several players...Wore #83 before Steve Jordan was re-signed in honor of Jordan.

COLLEGE Western Carolina gained 415 yards and scored 30 points per game, the school's most lethal offense in 24 years, in 1992...Blocked for running back Kevin Thigpen who ran for 1,079 yards in '92...Caught 21 passes for 227 yards and 4 touchdowns in two seasons with the Catamounts...Named All-Southern Conference in '93...Transferred to Western Carolina from North Greenville Junior College.

PERSONAL All-Mecklenburg County tight end as a senior at West Charlotte, NC High...Caught 27 passes for 317 yards and 6 touchdowns in 1989...Lettered in basketball...Majored in criminal justice at Western Carolina...Participated in the Epilepsy Foundation of Minnesota Clothing Drive and in Viking Victory Visits to local hospitals.



25

ERIC KELLY/CORNERBACK

HT. 5-10

WT. 197

DOB 1-15-77

COLLEGE: KENTUCKY

ACQUIRED: D3 FOR '01

NFL: ROOKIE

VIKINGS: ROOKIE

PLAYERS



PRO The Vikings moved up to take Kelly with the 69th overall selection in the draft after trading their 3rd round selection (86th overall) and one of their three 4th round selections (119th overall) in the 2001 Draft...One of two defensive backs taken by the Vikings, along with Kentucky State corner Carey Scott (6th round), in the 2001 draft.

COLLEGE Three-year starter for the Wildcats...Making 32 career starts in 42 collegiate games...Member of the Southeastern Conference Academic Honor Roll...Finished his career with 106 tackles and 4 interceptions...Tied the school record with 25 pass deflections, matching Van Hiles who played from 1993-96...**2000** Southeastern Conference Academic Honor Roll member...Wildcats team captain...Started all 11 games at cornerback...Finished the season with 32 tackles, 27 solo, with a 20-yard interception return and 6 passes defended...Played with a cast on his broken right hand throughout the season...Had 6 solo tackles at Louisville...Recorded 5 tackles and a pass deflection at Florida...Made four tackles and prevented a touchdown by deflecting a pass in the end zone from receiver Abram Booty at LSU...Intercepted his only pass of the season and returned it 20 yards and deflected another vs. Georgia...Had 4 solo stops at Tennessee...**1999** Started 10 games at cornerback...Tied the school record with 13 pass deflections, equaling the mark first set by Gary Willis set in 1990...Finished with 25 tackles, including 22 solo stops, and 3 interceptions for 52 yards on the season...Made an interception to set up the Wildcats' go-ahead scoring drive in a 44-35 victory at Indiana...Had a season-high 6 tackles and added a pass defended vs. Florida...Had a season-high 6 passes defended vs. Arkansas...Had an interception at South Carolina and at Georgia that set up Kentucky scoring drives in each game...Made 5 tackles, 4 solo, and a pass defended vs. Syracuse in the Music City Bowl...**1998** Played in all 11 games, starting the final seven games of the season...Finished the season with 23 tackles, including 16 solo,

6 passes defended, a forced fumble and a tackle-for-loss...Had 2 passes defended inside the red zone at Louisville...Had 4 tackles and a pass defended vs. Indiana...Made 4 tackles, a tackle-for-loss, and a pass defended vs. Georgia...Returned a defensive PAT for two points at LSU...Had 4 tackles, a forced fumble, and a pass defended at Tennessee...Made a career-high 11 tackles, including a tackle-for-loss and a fumble recovery in the Outback Bowl vs. Penn State...**1997** Started four of 10 games at corner, finishing with 26 tackles, including 21 solo stops...Had 3 tackles vs. Tennessee and vs. Alabama...Made 6 solo tackles in his first career start at South Carolina...Made 5 tackles vs. Northeast Louisiana and vs. LSU...**1996** Redshirted.

PERSONAL Graduated from Kentucky in May of 2000 and presently working on post-graduate studies in social work...Inducted to UK Athletics Society of Character for excellence in academics, athletics and service...Participated in UK's "Schoolhouse Rock" academic pep rally for 4th and 5th graders...Celebrity reader for the Read Across America school campaign...Music City Bowl hospital visitor...Brother Kenny, was a standout rover at Auburn...Cousin Todd Bowles played for the Washington Redskins...Named to the All-County team and chosen for the Florida North-South All-Star Game...Played at Bay High School in Panama, FL...Started at FB and LB as a prep player, scoring 10 TDs on offense and posting 82 tackles, 3 sacks and an interception as a senior...Recipient of both the "Super Tornado Award", given to the best athlete, and the scholar-athlete award at Bay High...Competed on the track and weightlifting teams in high school...Son of Kenneth and Jacqueline Kelly.



KELLY'S COLLEGE TOTALS

Tackles									
Year	Solo	Asst.	Total	Sacks	PBU	TFL	FF	FR	INT
1997.....	21	5	26	0.0	0	0	0	0	0
1998.....	16	7	23	0.0	6	1	1	0	0
1999.....	22	3	25	0.0	13	0	0	0	3
2000.....	27	5	32	0.0	6	0	0	0	1
Totals	86	20	106	0.0	25	1	1	0	4

61

LEWIS KELLY/TACKLE

HT. 6-4

WT. 306

DOB 4-21-77

COLLEGE: SOUTH CAROLINA ST. **ACQUIRED:** D7c FOR '00

NFL: 2nd YEAR

VIKINGS: 2nd YEAR



GAMES/STARTS (reg. season, playoffs): 2000 (IR).

PRO Developing offensive line prospect that will compete for a spot at tackle...Spent entire off-season working with coaches and in team's strength program to improve...Has added over 30 pounds and made dramatic strength gains since first being drafted...**2000** Participated in 2000 training camp

before a knee injury sidelined him...Placed on injured reserve on August 21....Drafted by the Vikings in the 7th round in 2000 (248th overall)...The lone player from South Carolina State drafted in 2000...Alma mater has produced such NFL players as Robert Porcher of Detroit and Orlando Brown of Cleveland...One of 3 players from the Mid-East Athletic Conference drafted in 2000.

COLLEGE Four-year letterwinner...Earned the Bulldogs award for Best Offensive Lineman in 1999...Registered 12 knockdowns in seven games, missing three games due to an ankle injury...MEAC Lineman of the Week vs. Howard (11/6)...Started in 11 games for the Bulldogs in 1998...Finished the season with 8 knockdowns...Moved from tight end to the offensive line to help fill a void created by the loss of two starting tackles due to injury in 1997...Stated two games at LT and earned the team's Most Improved Player Award...Started his collegiate career as a backup TE in 1996.

PERSONAL Earned a letter in his senior season, his only season of prep football...Criminal Justice major...Active in the Twin Cities community through the annual SportsCamp for kids sponsored by Children's Miracle Network and with National Care for Students Day.

19

JOEY KENT/WIDE RECEIVER

HT. 6-1

WT. 191

DOB 4-23-74

COLLEGE: TENNESSEE

ACQUIRED: FA FOR '01

NFL: 4th YEAR

VIKINGS: 2nd YEAR



GAMES/STARTS (reg. season, playoffs): 1997 (12/0-Tenn.), 1998 (10/0-Tenn.), 1999 (8/0, 1/0-Tenn.), 2000 (0/0-Ind., Minn.) **Total** 30/0, 1/0 (Minn.-0/0).

PRO Re-signed with the Vikings for 2001 after spending four weeks with the club during November and December 2000...Originally a 2nd-round pick of the Tennessee Oilers in 1997....**2000** Released by Vikings on December 13 after being declared inactive for four games, vs. Carolina (11/19), at Dallas (11/23), vs. Detroit (11/30) and at St. Louis (12/10)...Originally signed by Minnesota on November 14 after being released by Indianapolis...Spent first four games

of season with Indianapolis, inactive for games at Kansas City (9/3), vs. Oakland (9/10), vs. Jacksonville (9/25) and at Buffalo (10/1)...Spent training camp with Tennessee before his release on August 27...**1999** Saw action in eight games for the Titans, including playing receiver and special teams in Super Bowl XXXIV...Returned a pair of kickoffs, the first of his career, in season opening win vs. Cincinnati (9/12)...Inactive for eight games on the season and three of the Titans' post-season games...Had first catch of the season vs. Pittsburgh (11/21) for a career-long 25 yards...Pulled in a pair of passes for 17 yards at Cleveland (11/28)...**1998** Set career-high receiving yards with 62 on the season...Played in 10 games and inactive for 6...Pulled in a 13-yard pass in season-opener at Cincinnati (9/6)...Had longest catch of the season in home opener vs. San Diego (9/13)...Had a pair of catches for 26 yards in win at Baltimore (10/11)...**1997** Saw action in a career-high 12 games...Had career-highs in receptions with 6...Saw first NFL action at Seattle (10/5)...His first NFL catch was an 8-yarder against Cincinnati (10/12), finishing the day with 2 catches for 12 yards...Caught first NFL TD at Cincinnati (12/4) on an 11-yard pass from Steve McNair...Caught a pair of passes for 24 yards in season-finale vs. Pittsburgh (12/21).

COLLEGE Ended stellar University of Tennessee career as 1st-Team All-American and 1st-Team All-SEC performer as a senior...Left the Volunteers as the school's all-time leading receiver with 183 catches for 2,814 yards (15.4 avg.) and holds school record with 25 TD catches...Teamed with Peyton Manning to give the Volunteers one of the nation's top pass-

ing attacks in college.

PERSONAL Twice named All-City at Johnson High in Huntsville, AL...Twice named MVP the team...Lettered in bas-

ketball twice...As a college player, hosted current Vikings teammate Randy Moss on his recruiting visit to Tennessee...Married, wife's name is Engu.

KENT'S VIKINGS TOTALS

RECEIVING

Year	No.	Yds.	Avg.	Lg	TD	2pt
1997 (Tenn.) . . .	6	55	9.2	19	1	0
1998 (Tenn.) . . .	4	62	15.5	23	0	0
1999 (Tenn.) . . .	3	42	14.0	25	0	0
playoffs	0	0	0.0	0	0	0
Totals	13	159	12.2	25	1	0
playoffs	0	0	0.0	0	0	0

KICKOFF RETURNS

Year	No.	Yds.	Avg.	Lg	TD
1999 (Tenn.) . . .	2	24	12.0	13	0

SINGLE-GAME CAREER HIGHS

Receptions	2	many times, last at Cleveland, 11/28/99
Receiving Yards	26	at Baltimore, 10/11/98
Long Catch	25	vs. Pittsburgh, 11/21/99
TD Catches	1	at Cincinnati, 12/4/97
Kickoff Returns	2	vs. Cincinnati, 9/12/99
Kickoff Ret. Yards	24	vs. Cincinnati, 9/12/99



CARL KIDD/CORNERBACK

HT. 6-1

WT. 210

DOB 6-14-73

COLLEGE: ARKANSAS

ACQUIRED: FA FOR '01

NFL: 3rd YEAR

VIKINGS: 2nd YEAR



GAMES/STARTS (reg. season, playoffs): 1995 (13/0-Oak.), 1996 (16/0-Oak.). **Total**-29/0 (Minn-0/0).

PRO Spent the 2000 season with British Columbia Lions of the Canadian Football League, helping the team win the Grey Cup as the CFL Champions 28-26 over Montreal...Last NFL game action was 1996 with Oakland...Led the 1996 Raiders in kickoff returns in his first season assuming the kick return duties...Took a lateral on a punt return 27 yards for the only punt return yards of his career...Lone interception of his career came off of future Hall of Famer John Elway...Has spent time with Minnesota (2000), Kansas City (1999), Denver (1998) and Oakland (1997) over the past four seasons...**2000** Signed by Minnesota on April 3, 2000...Went to training camp with the Vikings and was released on August

14...Signed with British Columbia of the CFL...Ranked among team leaders in sacks (4), tackles-for-loss (2) and pass knock downs (3)...His 4 sacks ranked 3rd on the team...Posted 20 tackles and an interception and a fumble recovery on the season...The BC Lions went 8-10 and qualified for the playoffs in 2000, turning their run into a Grey Cup title...**1999** Released by Kansas City on June 22, 1999 before the start of training camp...**1998** Signed by Denver and released during training camp...**1997** Went to training camp with Oakland before being released in the final roster cut to 53 players...**1996** Played in all 16 games for the Raiders...Led the team with 29 kickoff returns for 627 yards (21.4 avg.) with a long of 48...Had 15 solo tackles, an interception and 4 passes defended as a reserve defensive back...Had career-long 48 yard kickoff return at Chicago (9/29)...Returned a career-high 6 kickoffs vs. Denver (11/4)...Had a career-high 3 tackles vs. Miami (12/1)...Had first career interception vs. Denver (12/15)...**1995** Played in 13 games for Oakland...Tied for 3rd on the team with 13 special teams tackles and had a tackle from cornerback...Signed with the Raiders as a rookie free agent.

COLLEGE Two-year letterwinner at Arkansas after transferring from Northeastern Oklahoma Junior College...Had 44 tackles and 2 tackles-for-loss as a senior...Earned Junior College All-America honors with 64 tackles and 5 interceptions as a sophomore...Recorded 500 punt return yards and 100 kick-off returns yards as a sophomore and was runner-up for National Junior College Player of the Year honors.

PERSONAL Attended Dollarway High in Pine Bluff...Four-year football letterwinner...All-conference choice as a senior...All-state sprinter in track.

KIDD'S NFL TOTALS

Year	Tackles		Asst.	Total	Sacks	PBU	TFL	FR	FF	Special Teams		
	Solo	Asst.								Solo	Asst.	Total
1995 (Oak.)	1	0	1	0.0	0	0	0	0	0	—	—	13
1996 (Oak.)	13	2	15	0.0	4	0	0	0	0	10	1	11
Totals	14	2	16	0.0	4	0	0	0	0	—	—	24

OPPONENT'S FUMBLES RECOVERED

Year	No.	Yards	Avg.	Lg	TD
1996 (Oak.)	1	0	0.0	0	0

KICKOFF RETURNS

Year	No.	Yards	Avg.	Lg	TD
1996 (Oak.)	29	622	21.5	48	0

OPPONENT'S FUMBLES RECOVERED

Year	No.	Yards	Avg.	Lg	TD
1996 (Oak.)	1	1	1.0	1	0

PUNT RETURNS

Year	No.	Yards	Avg.	Lg	TD
1996 (Oak.)	0	27	27.0	27	0

SINGLE-GAME CAREER HIGHS

Kickoff Returns.....6	vs. Denver, 11/4/96
Kickoff Return Yards ..123	@ Chicago, 9/29/96
Long Kickoff Return48	@ Chicago, 9/29/96
Tackles3	vs. Miami, 12/1/96
Interceptions1	@ Denver, 12/15/96



JIM KLEINSASSER/FULLBACK

HT. 6-3

WT. 274

DOB 1-31-77

COLLEGE: NORTH DAKOTA

ACQUIRED: D2 FOR '99

NFL: 3rd YEAR

VIKINGS: 3rd YEAR



GAMES/STARTS (reg. season, playoffs): 1999 (13/7, 2/1), 2000 (14/8, 2/0). **Total-** 27/15, 4/1.

PRO Imposing physical presence in the backfield...Showed his ability to be an effective receiver in 2000...Key element to leading Robert Smith to 1,000-yard seasons in 1999 and 2000...Helped pave the way for Robert Smith to set Vikings single-season rushing records with 295 carries for 1,521 yards in 2000...Played fullback, H-back, and tight end during

his rookie campaign...Made his first start in the NFL vs. Oakland (9/19/99) at fullback...Drafted in the 2nd round (44th overall) of the 1999 NFL draft...Vikings traded picks 59, 73, and 163 to the Steelers in the 1999 draft in order to acquire Kleinsasser with the 44th pick...**2000** Helped open holes for Robert Smith to set the team record for single-season rushing at 1,521 yards and run for a career-high 7 TDs...Played in 14 and started eight games on the season, both career-highs...Posted first NFL carry in season-opener vs. Chicago (9/3), finishing the day with 5 yards on 2 carries and setting career-high with 32 yards on 2 receptions with a career-long 21-yarder...Had a postseason career high with 2 catches for 18 yards with a long of 11 in Divisional Playoff vs. New Orleans (1/6/01)...Tied season-high with 2 catches for 11 yards and a carry for 3 yards in regular-season finale at Indianapolis (12/24)...Had 15-yard catches in back-to-back games vs. Green Bay (12/17) and at St. Louis (12/10)...Returned from injury to carry the ball once for 4 yards vs. Detroit (11/30)...Inactive for games at Dallas (11/23) and vs. Carolina (11/19) with hamstring injury...Had a carry for 4 yards vs. Arizona (11/12) before leaving game with a hamstring injury...Had a pair of carries for season-high 9 yards at Green Bay (11/6)...Rushed once for 3 yards and caught 2 passes for 22 yards at Tampa Bay (10/29)...Notched first career special teams tackle vs.



three games due to injury...After returning from injury, he helped Robert Smith average 102 yards-per-game and 4.9 yards-per-carry over the next eight games...Made the position change from tight end to fullback during bye week practices leading up to the San Diego game (11/28) as well as changing jersey numbers from #85 to #40...Responded to the move by making a career-long catch on an 11-yard pass from Jeff George...Started at fullback at Kansas City (12/12) and vs. Green Bay (12/20)...Caught a pass for 7 yards from Jeff George vs. Dallas (1/9/00) in the first post-season game of his career as well as blocking for running back Robert Smith who finished with a team-playoff-record 140 yards rushing in the Vikings Wild Card Playoff win.

COLLEGE Ranks 9th on UND's career-record list with 1,314 yards receiving and 10th with 10 touchdown catches...One of three players drafted by the Vikings from UND, Dave Osborn, 13th round, in 1965 and Ron Green, 9th round, in 1966...Senior year honors include being named consensus All-American and unanimous All-NCC 1st-team pick, Daktronics 1st-Team All-America, Football Gazette 1st-Team All-America, Gannett News Service 1st-Team All-America (the only Division II player to be named)...Starter in the 1999 Senior Bowl...UND Team Captain...Started every game and led the team with 45 receptions for 710 yards (15.8 average) and 5 touchdowns as a senior...Carried the ball 9 times for 86 yards and a touchdown...Team Rookie of the Year as a freshman...Became the first Fighting Sioux player to start as a true freshman in the 1990's.

PERSONAL Two time All-Region, All-State and Gatorade Circle of Champions North Dakota Player of the year at Carrington (ND) High...Participated in North Dakota Shrine and Montana-North Dakota All-Star game...All-Region and two time All-District in basketball...Won the state shot put title as a junior and senior and the AAU national shot put title...Won the state discus championship as a sophomore and senior...Financial management major...Resides in Eden Prairie in the offseason...Has a beagle, Vince...Active in the Twin Cities community, joining Dennis Green and Corey Stringer at Minneapolis Washburn High School in 2000 as part of National Care For Students Day...Participated in the Dennis Green Youth Fishing Day on Lake Minnetonka and the Epilepsy Foundation of Minnesota Clothing Drive.

Tampa Bay (10/9) on Monday Night Football...Had a carry for 4 yards at Detroit (10/1)...Had 2 carries for 4 yards and caught a pass for 4 yards at New England (9/17)...Posted his career-long rush with a 7-yarder for a first down vs. Miami (9/10) and caught a pass in the game...1999 Played in his first NFL game in season opener vs. Atlanta (9/12), lining up at tight end, H-back and fullback...Started his 1st game lined up at fullback vs. Oakland (9/19) and caught his first pass, a 6-yard strike from Randall Cunningham...Had his first multi-catch game vs. Tampa Bay (10/3), finishing with 2 catches for 9 yards...Inactive for games at Detroit (10/17), vs. San Francisco (10/24), and at Denver (10/31) with a shoulder injury...Started at fullback vs. Dallas (11/8) after missing

KLEINSASSER'S VIKINGS TOTALS

RECEIVING

Year	No.	Yards	Avg.	Lg	TD
1999	6	13	2.2	11	0
playoffs	1	7	7.0	7	0
2000	10	98	9.8	21	0
playoffs	2	18	9.0	11	0
Total	16	111	6.9	21	0
playoffs	3	25	8.3	11	0

RUSHING

Year	No.	Yards	Avg.	Lg	TD
2000	12	43	3.6	7	0

SINGLE-GAME CAREER HIGHS

Receptions.....	2	many times, last at Indianapolis, 12/24/00
Receiving Yards	32	vs. Chicago, 9/3/00
Long Reception	21	vs. Chicago, 9/3/00
Rushes	2	vs. Chicago, 9/3/00; @ New England, 9/17/00; @ Green Bay, 11/6/00
Rushing Yards	9	@ Green Bay, 11/6/00
Long Rush	7	vs. Miami, 9/10/00



63

CORBIN LACINA/GUARD

HT. 6-4

WT. 302

DOB 11-2-70

COLLEGE: AUGUSTANA

ACQUIRED: FA FOR '01

NFL: 8th YEAR

VIKINGS: 3rd YEAR



GAMES/STARTS (reg. season, playoffs): 1994 (11/10, 0/0-Buff.), 1995 (16/3, 0/0-Buff.), 1996 (12/2, 2/0-Buff.), 1997 (16/13, 0/0-Buff.), 1998 (10/10, 0/0-Car.), 1999 (14/0, 2/0), 2000 (15/15, 2/2). **Total**-94/53, 6/2 (Minn./215, 4/2).

PRO Set career-high for games started with 15 in 2000, missing only the season-opener with a knee injury...Spent the 1998 season with the Carolina Panthers where he started 10 games at right guard...Started a 13 games for Buffalo in 1997, his final year of a five-year stint with the Bills...Did not allow a sack on the 1997 season...**2000** Started every game he played, 15, for the season and started both playoff games...His 15 starts are a career-high...Only missed start was in the season opener vs. Chicago (9/3) when he had a knee injury...Stepped in as starter at LG for departed All-Pro Randall McDaniel and helped the Vikings offense rank 1st in the NFC in rushing offense and 3rd in the NFC in total offense...Helped pave the way for Robert Smith to set the team's single-season rushing record with 1,521 yards and set the team's career rushing record...Protected first-year starter Daunte Culpepper and allowed him to pass for 3,937

yards and 33 TDs...**1999** Saw time at RG in the season opener at Atlanta (9/12)...Played at LG in goal-line situation when All-Pro Randall McDaniel played fullback on Leroy Hoard's 2-yard touchdown run at Detroit (10/17)...Saw time at guard vs. San Francisco (10/24) when Randall McDaniel moved to fullback...Played both guard positions at Denver (10/31)...Played both guard positions vs. Dallas (11/8), seeing time at right guard for David Dixon and at LG when Randall McDaniel went to fullback in goal line situations...Played sparingly at LG and RG positions at Chicago (11/14)...Saw playoff action on special teams vs. Dallas (1/9/00) in Minnesota's Wild Card Playoff win and at St. Louis (1/16/00) in the Divisional Playoff game...Signed by Minnesota as an unrestricted free agent on June 18...**1998** Carolina averaged 4.0 yards per carry when running to the right in 1998 (115 carries, 459 yards)...The Panthers went over 300 yards of total offense for five of the 10 games he started...Started first nine games of the season (vs. Atlanta, at New Orleans, vs. Green Bay, at Atlanta, at Dallas, at Tampa Bay, vs. Buffalo, vs. New Orleans, at San Francisco) before being sidelined with an infection in his right knee...Returned to start at NY Jets (11/29)...Was inactive for the rest of the season...**1997** Started 13 of 16 games at right guard, including the final 10 games of the season...Split time at RG in the opener vs. Minnesota (8/31) before making the first start of the season at NY Jets (9/7)...His other action came vs. Detroit (10/5) and at New England (10/12)...**1996** Started two of the 12 games that he saw action in, starting vs. New England (9/8) and at Pittsburgh (9/16)...Suffered pulled groin vs. NY Jets (11/24) and was placed on injured reserve...**1995** Started the first 3 games of the season, at Denver (9/3), vs. Carolina (9/10) and vs. Indianapolis (9/17), at RG before splitting time for the remainder of the season...Saw time in both Buffalo playoff games, vs. Miami (12/30) and at Pittsburgh (1/6/96)...**1994** Started 10 of the 11 games he played...Saw first NFL action in a reserve role in the season opener vs. NY Jets (9/4)...Took over full-time starting duties the following week at New England (9/11) and remained in the lineup before being sidelined with a foot injury vs. Green Bay (11/20)...He was inactive for four games before being placed on injured reserve (12/24)...**1993** The Bills' 6th-round selection (167th overall), he spent most of the season on Buffalo's practice squad before being called up and deactivated for the final game of the season at Indianapolis (1/3)...Did not see action in either of the Bills' playoff games.

COLLEGE Three-year starter at Augustana College (SD) where he earned All-America honors...Joins Todd Bouman (St. Cloud State) and Jim Kleinsasser (North Dakota) as players from the Division II North Central Conference on the Vikings roster.

PERSONAL An All-Metro player as a prep at Cretin-Derham Hall High School in St. Paul where he was also a standout hockey player...Born in Mankato, MN, annual site of the Vikings' training camp...Corbin and wife Laura have two sons, Nicholas (12/4/94) and Jacob (10/15/96) and a daughter Leah (8/28/98)...Owns an athletic training business with Viking teammate Matt Birk in St. Paul called The Total Athlete...One of four Vikings players who are native Minnesotans (Birk, Bouman and Craig Sauer)...Active in the Twin Cities community through Viking Victory Visits to local hospitals and participated in National Youth Play Football Day in fall 2000.



76

CHRIS LIWIENSKI/GUARD

HT. 6-5

WT. 321

DOB 8-2-75

COLLEGE: INDIANA

ACQUIRED: FA FOR '99

NFL: 3rd YEAR

VIKINGS: 3rd YEAR



Chicago (9/3) at LG in place of an injured Corbin Lacinia...Went on to split time with Lacinia throughout the season at LG...Left season opener vs. Chicago (9/3) with a knee injury...Inactive for games vs. Miami (9/10) and at New England (9/17) due to knee injury...1999 Spent first 12 games of the season on Minnesota's practice squad...Moved to Vikings' active roster for game at Kansas City (12/12), but was inactive for the game...Inactive for both postseason games...1998 Moved from practice squad to active roster on November 11, 1998...Signed by Vikings to practice squad on August 31, 1998 after being released by Detroit...Drafted by Detroit in the 7th round (207th overall).

COLLEGE Three-year starter at tackle at Indiana...Started 36 games during 4-year career (played in 43)...Played in Hula Bowl following senior season...Selected as one of five Hoosier captains as a senior...Named Chris Dal Sasso Award winner, given annually to the Indiana offensive lineman who best exemplifies the former Hoosier lineman's qualities.

PERSONAL Three-year letterwinner at Stevenson High...Majored in outdoor resource management at Indiana...Married, wife's name is Nicole...Active in the Twin Cities community through the Boys and Girls Clubs, Jacob Wetterling Foundation and was a celebrity server at the PACER (Parent Advocacy Coalition for Education Rights) Taster.

GAMES/STARTS (reg. season, playoffs): 1998 (1/0), 1999 (0/0), 2000 (14/1, 2/0). **Total**-15/1, 2/0.

PRO Enters the 2001 season competing for the starting spot at LG...Spent majority of first two NFL seasons on Vikings practice squad...Saw first NFL game action on extra-point protection vs. Jacksonville (12/20/98)...2000 Saw first significant action of his career, appearing in 14 regular season games and both playoff...Started the season opener vs.

69

MIKE MALANO/OFFENSIVE LINE

HT. 6-2

WT. 304

DOB 10-16-76

COLLEGE: SAN DIEGO STATE

ACQUIRED: D7a FOR '00

NFL: 2nd YEAR

VIKINGS: 2nd YEAR



1st-team choice as a senior...Started every game at center, making 30 knockdowns while not allowing a quarterback sack for the entire season...Helped an offense that generated 373.3 yards per game...Had a season-high 5 knockdowns as the team gained 414 total yards vs. South Florida (9/4)...Instrumental in helping the Aztecs pick up 572 total yards vs. Kansas (9/25)...All-Western Athletic Conference 1st-team selection as a junior in 1998...Didn't allow a sack all season...registered 22 knockdowns...Named Aztecs Lineman of the Year...Had 4 knockdowns vs. Tulsa (10/3)...Helped San Diego State gain 463 total yards vs. New Mexico (10/17)...A 2nd-Team All-WAC performer as a sophomore...Started the first seven games in 1997 at strong-side offensive guard before moving to center vs. Hawaii (10/25) and the remainder of the season...Started every game at strongside guard in 1996...Part of an offense that finished 8th in the nation in total and scoring offense.

PERSONAL Recipient of the Frank Kush Award, given to the best offensive lineman in the state of Arizona as a senior at Horizo High in Scottsdale, AZ...A Super Prep Magazine All-Far West, 1st-team All-Arizona and All-Desert Valley Region selection in 1994...Started three years at offensive guard and defensive tackle...Team finished the 1994 season with an 11-3 record and won the Arizona 5A state championship for the first time in school history...Majored in social sciences...Active in the Twin Cities community through the Taste of the NFL program and Viking Victory Visits to local hospitals.

GAMES/STARTS (reg. season, playoffs): 2000 (IR).

PRO Versatile offensive line prospect that can play center and guard...Spent the 2000 campaign on injured reserve with a broken leg suffered in training camp...Placed on injured reserve on August 19, 2000...Selected in the 7th round by Minnesota (240th overall) in the 2000 Draft...Joins Robert Griffith, Nate Jacquet, Brian Russell and Antwone Young as the other SDSU alumni on the Vikings roster.

COLLEGE Named All-American by the Football Writers Association of America and 2nd-Team All-American by Associated Press as a senior...All-Mountain West Conference

58

ED McDANIEL/LINEBACKER

HT. 5-11

WT. 234

DOB 2-23-69

COLLEGE: CLEMSON

ACQUIRED: D5 FOR '92

NFL: 10th YEAR


VIKINGS: 10th YEAR



GAMES/STARTS (reg. season, playoffs): 1992 (8/0, 1/0), 1993 (7/1, 1/0), 1994 (16/16, 1/1), 1995 (16/16), 1996 (1R), 1997 (16/16, 2/2), 1998 (16/16, 2/2), 1999 (16/16, 2/2), 2000 (16/16, 2/2). **Total-** 111/97, 11/9.

PRO Has led the team in tackles four of the past six seasons...His four career top-tackle efforts ranks in a tie for 3rd in team history for most times leading the team, following Jeff Siemon's five times and Scott Studwell's eight times...Holds team record for most consecutive seasons leading team in tackles-for-loss, ranking 1st on the team in 1997, '98 and '99...Has led the team in tackles for loss a total of five times in his career, 1994, '95, '97, '98 and '99...Made the move back to his original position of WLB after starting the 1998 and '99 seasons at MLB...Earned first trip to **Pro Bowl** in 1998 but did not play in the game due to knee injury suffered in NFC Championship game...Was the first Viking linebacker since Jack Del Rio in 1994 to earn a Pro Bowl berth...Set new Vikings record for single-season sacks by a linebacker with 7 in 1998, his 7th coming against Steve McNair at Tennessee (12/26/98)...Is 2nd on the club's all-time list for sacks by a linebacker (19.5), behind all-time leader Matt Blair (23)...Is 2nd on the team's all-time list for tackles-for-loss with 77.5, trailing only Carl Eller (87)...Has the top four seasons in club history for tackles for a loss (19.5 in 1995, 15 in 1998, 13 in 1994 and 11 in 1997)...Ranks 2nd in team history for most passes defended (31) by a linebacker, trailing only Matt Blair (45)...Ranks 5th on Vikings' all-time list for assisted tackles by a linebacker with 370...Ranks 6th among all-time Viking linebackers for solo tackles with 629...Has 944 career tackles, the most among active Vikings and 5th on the team's all-time list among linebackers, trailing Fred McNeill's 1,068...Tied with Carl Eller for 6th in team history with 15 forced fumbles...Ranks 7th in team history for games played by a linebacker with 111...Ranks 7th in team history for games started by a linebacker with 97...Had more tackles-for-loss (32.5) in 1994-95 than any other player in the NFL...**2000** In his first season back at his original position he ranked 2nd on the team with 131 tackles, 3 less than MLB Kailee Wong...Ranked 3rd on the team with 8 tackles-for-loss, the most among Vikings linebackers...Posted 6th straight season with 130+ tackles on the season...Led or tied for the team lead in tackles five times on the season...Posted 10+ tackles in five games on the season...Opened the season with sacks in the first two games, vs. Chicago (9/3) and vs. Miami (9/10)...Started all 16 games at WLB after starting the past two seasons at MLB...Had a season-high 14 tackles, 9 solo, and a pair of tackles for loss in Thanksgiving Day game at Dallas

(11/23)...Had season-high 10 solo tackles in three games, vs. Chicago (9/3), at Chicago (10/15) and vs. Buffalo (10/22)...Best day statistically came in season-opener vs. Chicago (9/3) when he had 13 tackles, 10 solo, a sack, a tackle-for-loss and a forced fumble...Notched 10 tackles in NFC Championship game at NY Giants (1/14/01)...Had 6 tackles, 3 solo, and a tackle-for-loss in NFC Divisional Playoff game vs. New Orleans (1/6/01)...**1999** Extended his streak for consecutive games started to 48 by starting all 16 games on the season...Started every game at middle linebacker despite undergoing off-season knee surgery to repair torn ligaments suffered in the 1998 NFC Championship game vs. Atlanta (1/17/99)...Tied career-high with 2 sacks vs. San Francisco (10/24)...Had 2nd-best tackle total of his career with 166 stops on the season...His 110 solo stops was also the 2nd-best of his career...Led or tied for team lead in tackles in a team-high seven games on the season, at Kansas City (12/12), vs. San Diego (11/28), at Chicago (11/14), vs. Dallas (11/8), vs. San Francisco (10/24), vs. Tampa Bay (10/3) and at Atlanta (9/12)...Tied career-high with 8 passes defended on the season, giving him 29 for his career...His 16-tackle performance at Green Bay (9/26) was the highest tackle total on the team in '99...Notched season-high 11 solo tackles in three games, vs. Tampa Bay (10/3), vs. Chicago (10/10) and at Kansas City (12/12)...Led team with 13 tackles in Divisional Playoff game at St. Louis (1/16/00)...Posted 5 tackles, forced fumble and QB hurry vs. Dallas (1/9/00) in Wild Card Playoff...Had season-high 2 QB hurries at Chicago (11/14)...Notched his season-high 2 tackles-for-loss in two games, at Kansas City (12/12) and vs. Detroit (1/2/00)...Had 10 solo tackles, 12 total and a pair



of sacks vs. San Francisco (10/24)...Had active day in season-opener at Atlanta (9/12) with 9 tackles, a pass defended, a fumble recovery and a QB hurry...**1998** Selected to his first **Pro Bowl** but did not play in the game due to knee injury...**All-Madden Team** selection...Played first full season as the starter at middle linebacker, starting all 16 regular-season games and both playoff contests...Led the team in tackles with 155, the second straight year he led the club and the third time in the past 4 seasons...Became the first Viking to have over 150 tackles (155) since Jack Del Rio's 185 in 1994...Led the team in tackles 10 times during the regular season...Led the team in tackles for nine consecutive games, beginning at Green Bay (10/5)...Tied for the team lead in tackles-for-loss with 15, the second-highest single-season total in his career behind the 19.5 he posted in 1995...Recovered 2 fumbles on the season, vs. Detroit (9/20) and at Baltimore (12/13)...Forced 2 fumbles on the season, giving him 12 for his career...Had 1.5 sacks vs. Detroit (9/20) and vs. Chicago (12/6)...Season-high 15 tackles came at Tampa Bay (11/1)...Tied his career-high with 3 tackles-for-loss vs. Cincinnati (11/15)...Season-high 11 solo tackles came at Dallas (11/26) in Thanksgiving Day game...Had 6 tackles, forced fumble, fumble recovery and QB hurry at Baltimore (12/13)...Had 7 tackles, sack and 3 QB hurries in regular-season finale at Tennessee (12/26)...Played Divisional Playoff game vs. Arizona (1/10/99) with a pin inserted in his broken left thumb...Started NFC Championship game vs. Atlanta (1/17/99) and notched 3 tackles before injuring the anterior cruciate ligament in his right knee...**1997** Led the team in tackles (135) and tackles-for-loss (11)...Ranked 9th in the NFL in tackles-for-loss...Posted his 3rd 100-tackle season...Led or tied for the team lead in tackles 5 times during the regular season and led the team in tackles (12) in the playoff game at San Francisco (1/3/98)...Moved to middle linebacker from weakside linebacker for final two regular season games and the playoffs...Forced fumbles at Chicago (9/7) and vs. Carolina (10/12)...Had season high for tackles (14) vs. Green Bay (9/21)...Set new career-high in tackles-for-loss (3) vs. NY Jets (11/23)...Had lone interception vs. Detroit (12/14)...Finished 2nd on the squad during the post-season in tackles (18)...**1996** Injured left anterior cruciate ligament (ACL) during practice July 23 at training camp...Placed on injured reserve August 25...**1995** No one came within 6 tackles-for-loss of his league-leading 19.5, which set a Vikings record, breaking the previous mark of 13 he set in 1994...Recorded a tackle-for-loss in the first nine contests...There were only three games in which he was held without a tackle-for-loss...Led Vikings in tackles (136)...His 5 forced fumbles were most by a Vikings player since Chris Doleman had 6 in 1992...Led all the linebackers on the club

in passes defended (8)...Second on team in sacks with a career-high 4 1/2...Intercepted the second pass of his career vs. Detroit (9/10)...Forced a team-high 5 fumbles...Recovered a fumble vs. Dallas (9/17)...Led the team in tackles 5 times, including a team season-high 16 stops in the season finale at Cincinnati (12/24)...**1994** Finished 2nd on the squad with 171 tackles, the 4th highest total by a Vikings player in the last decade...13 tackles-for-loss tied him for the NFL lead...Led the team in forced fumbles (3)...Led Vikings linebackers in sacks (2.5)...Started 1994 on the right foot at Green Bay (9/4), recording a career-high 21 tackles to tie for the 2nd most in team history with Scott Studwell (Pitt. 9/24/89)...In the same game forced a fumble that James Harris scooped up and ran 13 yards for the first Vikings touchdown of the year...Forced fumbles at Arizona (10/2) and vs. Green Bay (10/20)...Had his first career interception vs. New Orleans (11/6)...Forced a fumble at the Bears' 6-yard line to set up a field goal in the first quarter of the playoff game vs. Chicago (1/1/95)...**1993** Had 8 tackles in first NFL start in season opener at Raiders (9/5)...Tore tendons in his right shoulder at Raiders and missed nine weeks...Returned to action vs. New Orleans (11/28)...Played the final five games and the playoff game...Split time at weakside linebacker with Fred Strickland...**1992** Spent first part of rookie season on the Vikings' practice squad...Activated in November...Played in first NFL game at Tampa Bay (11/8)...Played primarily on special teams...Played in the last eight regular-season games and the playoff game...Recorded 9 tackles on special teams...A 5th-round draft pick (125th overall) of the Vikings...Selected in the same Vikings draft class as current Tampa Bay QB Brad Johnson (9th round, 227th overall).

COLLEGE Four-year starter at Clemson...A 1st-team All-Atlantic Coast Conference selection in 1990 and '91...A 3rd-team All-America in 1991...Honorable mention All-America in 1990...Recorded 109 tackles and 13 tackles for loss in '90...Honorable mention All-America by *The Sporting News* as a freshman.

PERSONAL Earned all-state honors as a linebacker and fullback at Batesburg-Leeville High School in Batesburg, SC...Lettered once in track and three times in football...Earned degree in Human Resources and Development...Is active in the Twin Cities community with "Eddie Mac's A.C.E.S." (Athletes Committed to Educating Students)...Served as the celebrity chairman for the Big Brothers and Big Sisters Bowl-A-Thon...Active with the United Way Hometown Huddle program, worked as a celebrity server for the PACER (Parent Advocacy Coalition for Education Rights)...Has visited Shriner's Hospitals for the past four years...Enjoys fishing, bowling, golf, racquetball, horseback riding and watching "The Young and the Restless".

McDANIEL'S VIKINGS TOTALS

Year	Tackles				Sacks	PBU	TFL	QBH	FF	Special Teams		
	Solo	Asst.	Total							Solo	Asst.	Total
1992	8	1	9	0.0	0	1.0	-	0	0	4	5	9
1993	16	5	21	0.0	1	0.0	-	0	0	5	2	7
playoffs	3	2	5	0.0	0	0.0	-	0	0	0	0	0
1994	116	55	171	2.5	4	13.0	-	3	2	0	0	2
playoffs	8	2	10	0.0	0	1.0	-	1	0	0	0	0
1995	96	40	136	4.5	8	19.5	-	5	2	0	0	2
1997	77	58	135	1.5	4	11.0	-	2	0	0	0	0
playoffs	14	4	18	0.0	2	5.0	-	0	0	0	0	0
1998	100	55	155	7.0	4	15.0	8	3	0	0	0	0
playoffs	4	4	8	0.0	0	1.0	1	0	0	0	0	0
1999	110	56	166	2.0	8	10.0	7	1	0	0	0	0
playoffs	12	6	18	0.0	0	0.0	1	1	0	0	0	0
2000	93	38	134	2.0	2	8.0	0	1	0	1	1	1
playoffs	9	7	16	0.0	0	1.0	0	0	0	0	0	0
Totals	616	308	927	19.5	31	77.5	15	15	13	8	21	
playoffs	50	25	75	0.0	2	8.0	2	2	0	0	0	

OPPONENT'S FUMBLES RECOVERED

Year	No.	Yds.	Avg.	Lg	TD
1995	1	0	0.0	0	0
1998	2	5	2.5	5	0
1999	2	0	0.0	0	0
Totals	5	5	1.0	5	0

INTERCEPTIONS

Year	No.	Yds.	Avg.	Lg	TD
1994	1	0	0.0	0	0
1995	1	3	3.0	3	0
1997	1	18	18.0	18	0
Totals	3	21	7.0	18	0

SINGLE-GAME CAREER HIGHS

Tackles.....	21	@ Green Bay, 9/4/94
Solos	15	@ Green Bay, 9/4/94
Interceptions.....	1	vs. New Orleans, 11/6/94; vs. Detroit, 9/10/95; vs. Detroit, 12/14/97
Sacks	2.0	@ Green Bay, 10/22/95; vs. San Francisco, 10/24/99
Tackles for Loss	3	@ NY Jets, 11/23/97; vs. Cincinnati, 11/15/98



DON MORGAN/SAFETY

HT. 5-11

WT. 202

DOB 9-18-75

COLLEGE: NEVADA-RENO

ACQUIRED: FA FOR '99

NFL: 3rd YEAR

VIKINGS: 3rd YEAR



GAMES/STARTS (reg. season, playoffs): 1999 (2/0, 2/0), 2000 (2/0, 1/0). **Total:** 4/0, 3/0.

PRO Notched first career interception when he snared a Kerry Collins pass in the NFC Championship game at NY Giants (1/14/01)...Moved from practice squad to active roster for a pair of regular-season games in 2000 and the NFC Championship game...Signed with the Vikings as a rookie free agent (4/19/99)...Waived in final roster cut (9/5/99) and re-signed to the practice squad (9/6/99)...Signed from the practice squad to the Vikings active roster on 12/23/99...**2000** Signed from the Vikings practice squad to

the active roster for games at St. Louis (12/10/00) and vs. Green Bay (12/17/00)...Posted a pair of solo tackles from safety at St. Louis (12/10/00)...Returned to practice squad for the regular-season finale at Indianapolis (12/24/00) and NFC Divisional Playoff game vs. New Orleans (1/6/01)...Signed to active roster for NFC Championship game at NY Giants (1/14/01)...Notched first career interception and pass defended in NFC Championship game at NY Giants (1/14/01)...**1999** Spent the first 14 games on the Vikings' practice squad...Saw first NFL action at NY Giants (12/26) and posted a special teams tackle...Had a season-high 2 special teams tackles in the season finale vs. Detroit (1/2/00)...Played in both playoff games on special teams.

COLLEGE Started the final 34 straight games of his career, every game from his sophomore season through his senior year...Set Nevada-Reno school records for career punt returns (79) and career punt return yardage (771), finishing his career with a 9.8 yard average...Earned All-Big West 1st Team honors at cornerback following his junior and senior seasons...Named to the All-Big West 1st Team as a return specialist and was a 2nd Team choice as a cornerback as a sophomore.

PERSONAL Majored in physical education...Was a standout three sport athlete at Manteca (CA) High School...Enjoys fishing his free time...Active in the Twin Cities community with the St. Joseph's Home for Children, the Dennis Green/United Way Youth Fishing Day on Lake Minnetonka and the annual SportsCamp sponsored by The Children's Miracle Network.

MORGAN'S VIKINGS TOTALS

Year	Tackles				Sacks	PBU	TFL	QBH	FF	Special Teams		
	Solo	Asst.	Total							Solo	Asst.	Total
1999	0	0	0	0.0	0	0.0	0	0	0	2	1	3
2000	2	0	2	0.0	0	0.0	0	0	0	1	2	3
Totals	2	0	2	0.0	0	0.0	0	0	0	3	3	6

33

HAROLD MORROW/FULLBACK

HT. 5-11

WT. 232

DOB 2-24-73

COLLEGE: AUBURN

ACQUIRED: Waiv. (Dall.) for '96

NFL: 6th YEAR

VIKINGS: 5th YEAR

PLAYERS



GAMES/STARTS (reg. season, playoffs): 1996 (8/0, 0/0), 1997 (16/0, 2/0), 1998 (11/0, 2/0), 1999 (16/0, 2/0), 2000 (16/0, 2/0). **Total:** 67/0, 8/0.

PRO Has 105 special teams tackles in 67 career regular-season games....One of the teams best special teams players and a capable backup at fullback....Played in every game for the second straight season and the third time in his career....**2000** Caught his first NFL pass on a 2-yarder from Daunte Culpepper vs. Carolina (11/19)...Notched a season-high 5 special teams tackles and recovered a fumble vs. Tampa Bay (10/9) on Monday Night Football...Returned a kickoff 17 yards vs. Buffalo (10/17)...Notched first career post-season carries with 3 attempts on the Vikings' final drive of the Divisional Playoff vs. New Orleans (1/6/01)...His

17 special teams tackles ranked 3rd on the team....**1999** Led the team in special teams tackles for the second time in his four-year career with the Vikings....Recorded a team high 20 solo tackles and 6 assisted stops....Also made 4 post-season special teams tackles....Recorded 2 special teams tackles and forced a fumble on Tim Dwight in the season opener at Atlanta (9/12)...Had a special teams stop and recovered a fumble at Detroit (10/17)...Made 2 special teams stops and carried the ball for the first time on the season, gaining 1 yard on 2 carries with a long run of 5 yards....Had 3 special team tackles at Denver (10/31)...Posted his season-high 4 special teams stops at Kansas City (12/12)...Returned a kickoff for 20-yards as well as making a team-high 3 special teams tackles at NY Giants (12/26)...Had 2 special teams tackles in each playoff game vs. Dallas (1/9/00) and St. Louis (1/16/00)...**1998** Tied for 2nd on the club with 16 special teams tackles despite missing five games early in the season with a hamstring injury....Had 3 carries for 7 yards, including a career-long 8-yarder vs. Jacksonville (12/20) for his first offensive action of his career....Forced and recovered a fumble on the same play vs. New Orleans (11/8)...Had season-high 3 special teams tackles vs. New Orleans (11/8) and at Baltimore (12/13)...Had a pair of special teams stops at Tennessee (12/26)...Had 2 tackles on kickoff coverage at Dallas (11/26) in Thanksgiving Day game....Inactive for games vs. Tampa Bay (9/6), at St. Louis (9/13), at Chicago (9/27), at Green Bay (11/5) and vs. Washington (10/18) due to hamstring injury....**1997** Set team record for special teams tackles in a season (32)...Finished the season with 5 kickoff returns for 99 yards (19.8 avg.)...Played in all 18 games, including playoffs....Had forced fumble at Green Bay (9/21) that led to a touchdown....Had career-long kickoff return (42 yards) at Detroit (11/16)...Had 4 special teams tackles vs. Philadelphia (9/28), Green Bay (12/1) and vs. Indianapolis (12/21)...Had 3 special teams tackles in the post-season....**1996** Finished third on the team in special teams tackles (14) despite only playing in half the games....Signed with the Cowboys as a rookie free agent in spring....Led Dallas in kickoff returns in preseason with a 23.2-yard average....Claimed off waivers by Minnesota from Dallas August 26, 1996....Played on most special teams units....2nd on the club in kickoff return average (19.5)...Had season-high four special teams tackles vs. Arizona (12/1)...3rd on the club in kickoff returns (6) and kickoff return yards (117)...Team's main kickoff returner in season finale at Green Bay (12/22)...Finished with 83 yards on four returns, including a season long of 26 yards against Packers....Active for final eight games.

COLLEGE Averaged 5.2 yards per carry and finished 3rd on Auburn squad in receptions (31) as a senior....Named Auburn's Most Improved Running Back in '94....Led the Tigers in special teams tackles (12) as a junior....Received Auburn's "Mike Neel Award" for hustle in '93....Limited to nine games due to a deep thigh bruise in '93....Had 16 special teams tackles as a freshman despite an auto accident during the season that cost him playing time....Was redshirted in '91.

PERSONAL Harold Morrow, Jr....Littered as a running back, defensive back, kick returner, punter and place-kicker at Maplesville, AL, High School....Gained over 3,000 all-purpose yards, including 2,200 yards and 27 touchdowns on the ground in senior year....Littered in basketball and baseball in high school....Majored in adult education-distributive at Auburn....Cousin of former NFL fullback Tommie Agee....Has a daughter, Haven Skyler Morrow (5/16/00)...Active in the Twin Cities community through the Taste of the NFL and Viking Victory Visits to local hospitals.



MORROW'S VIKINGS TOTALS

RUSHING

Year	No.	Yds.	Avg.	Lg	TD
1998	3	7	2.3	8	0
1999	2	1	0.5	5	0
2000	0	0	0.0	0	0
playoffs	3	2	0.7	2	0
Totals	5	8	1.6	8	0
playoffs	3	2	0.7	2	0

RECEIVING

Year	No.	Yds.	Avg.	Lg	TD
2000	1	2	2.0	2	0

KICKOFF RETURNS

Year	No.	Yds.	Avg.	Lg	TD
1996	6	117	19.5	26	0
1997	5	99	19.8	42	0
1999	1	20	20.0	20	0
2000	1	17	17.0	17	0
Totals	13	253	19.5	42	0

SINGLE-GAME CAREER HIGHS

Rushing Yards.....7	vs. Jacksonville, 12/20/98
Rushing Att.3	vs. Jacksonville, 12/20/98
Long Rush8	vs. Jacksonville, 12/20/98
Receptions1	vs. Carolina, 11/19/00
Receiving Yards.....2	vs. Carolina, 11/19/00
Long Reception.....2	vs. Carolina, 11/19/00
Kickoff Returns4	@ Green Bay, 12/22/96
Kickoff Return Yds. ..83	@ Green Bay, 12/22/96
Long Kickoff Ret.....42	vs. Detroit, 11/16/97

SPECIAL TEAMS TACKLES

Year	Solo	Asst.	Total
1996	11	3	14
1997	22	10	32
playoffs	1	2	3
1998	11	5	16
playoffs	1	1	2
1999	20	6	26
playoffs	3	1	4
2000	9	8	17
playoffs	1	0	1
Totals	73	32	105
playoffs	6	4	10



84

RANDY MOSS/WIDE RECEIVER

HT. 6-4

WT. 198

DOB 2-13-77

COLLEGE: MARSHALL

ACQUIRED: D1 FOR '98

NFL: 4th YEAR

VIKINGS: 4th YEAR



GAMES/STARTS (reg. season, playoffs) 1998 (16/11, 2/2), 1999 (16/16, 2/2), 2000 (16/16, 2/2). **Total:** 48/43, 6/6.

PRO Has earned **Pro Bowl** appearances in his first three seasons...Since entering the League in 1998, Moss has 44 TDs in 48 games (43 receiving, 1 punt return) and has thrown a TD pass...In 24 career games against the NFC Central

Division, Moss has 124 catches for 2,495 yards (20.1 avg.) and 24 TDs...Minnesota is 24-6 in games when Moss has a TD...His 106 receiving yards vs. Carolina (11/19/00) put him over the 1,000-yard mark for the 2000 season and made him the second player in NFL history to post 1,000 yards receiving in his first three seasons in the League, tying the mark held by John Jefferson...Has caught a TD in five of his six career playoff games...Ranks 4th in team history with 43 receiving TDs, trailing Cris Carter (103), Anthony Carter (52) and Sammy White (50)...Ranks 3rd in team history for 100-yard receiving games with 19, trailing Cris Carter (39) and Anthony Carter (22)...Holds a Vikings record with 16 plays of 50+ yards in his career, 15 receptions and a punt return...In his 48 career regular-season games, Moss has 15 catches of 50+ yards and 11 TDs of 50+ yards...Has 30 catches of 40+ yards and 18 TDs of 40+ yards...Named 2000 **Pro Bowl Most Outstanding Player** after setting records for catches (9) and receiving yards (212) in the game along with scoring the final touchdown of the day in a 51-31 win by the NFC...Broke his own Vikings record for single-season receiving yards with 1,437 in 2000, snapping his mark of 1,413 set in 1999...Combined with Cris Carter for a team-record 2,711 receiving yards, breaking the mark of 2,654 yards the duo set

in the 1999 season...Led the NFC in receiving yards in 1999 with 1,413, the first Vikings receiver to lead the NFC since Ahmad Rashad in 1979...Set new team record for most receiving yards in two straight games with 331 (204 at Chicago, 11/14/99 and 127 vs. San Diego, 11/28/99)...His 149 catches in his first two seasons ranks 2nd in team history behind Ricky Young's 160...Became the first Vikings receiver to throw a touchdown pass when he hit Cris Carter on a reverse pass at NY Giants (12/26/99)...Only rookie in 1998 to earn a berth in the **Pro Bowl** where he was a starter...**2000** Earned 3rd straight trip to the **Pro Bowl**...Named to the Associated Press **All-Pro** team...Named to **USA Today All-Pro** team...Named to **College & Pro Football Newsweekly All-Pro** 1st Team...Broke his own Vikings record for single-season receiving yards with 1,437 on 77 catches with 15 TDs...His 77 catches is the 2nd-highest total of his career and his 15 TDs is the 2nd-highest total of his career...Led the NFL with 15 TD catches, the 2nd time in his 3 seasons that he led the League...Ranked 2nd in the NFC in receiving yards with 1,437 and for scoring among non-kickers with 92 points...Ranked 6th in the NFC with 77 catches...Broke his own team record by going over 100 yards receiving in eight games on the season, breaking his old mark of seven set in 1999...Tied the team record for fewest games needed to reach 1,000 receiving yards in a season with 11, matching the record held by Jake Reed...Had the third game of his career with 3 receiving TDs at Detroit (10/1)...Had a season-high 7 catches in 4 games on the season, at Detroit (10/1), at Tampa Bay (10/29), vs. Arizona (11/12) and at Dallas (11/23)...Tied a team record held by Jake Reed with four straight 100-yard games when he posted 7 catches for 144 yards and 2 TDs in Thanksgiving Day game at Dallas (11/23)...In his two career Thanksgiving Day games, Moss has 10 catches for 307 yards and 5 TDs...Had a pair of catches for 121 yards and 2 TDs in Divisional Playoff game vs. New Orleans (1/6/01)...His lone catch of the day at Indianapolis (12/24) was a 42-yard TD...Had third-best yardage day of the season with 136 yards on 4 catches and a career-long 78-yard TD from Daunte Culpepper vs. Green Bay (12/17)...Had 4 catches for 63 yards and a 32-yard TD at St. Louis (12/10)...Caught 3 passes for 26 yards vs.



Detroit (11/30)...Tied his season-high with 7 receptions for 144 yards and a pair of TDs in Thanksgiving Day game at Dallas (11/23), his second-best yardage day of the season...Had 5 catches for 106 yards and a 36-yard TD vs. Carolina (11/19)...Caught 7 passes for 104 yards and a TD vs. Arizona (11/12)...Pulled in 6 passes for 130 yards at Green Bay (11/6) on Monday Night Football...Pulled in 7 passes for 65 yards and a TD at Tampa Bay (10/29)...Had 5 catches for 110 yards and a TD vs. Buffalo (10/22)...Caught 4 passes for 29 yards and a TD at Chicago (10/15) on Sunday Night Football...Had 5 passes for 118 yards and a TD in Monday Night Football game vs. Tampa Bay (10/9)...Had best game of the season at Detroit (10/1) hauling in 7 passes for 168 yards and 3 TDs, pulling in TD passes of 17, 50 and 61 yards...Had 6 catches for 87 yards and the first TD of the season vs. Miami (9/10)...In season opener vs. Chicago (9/3) caught 4 passes for 89 yards...**1999** Selected to the **Pro Bowl** for the second straight season where he went on to be named MVP of the game...Named to the **USA Today All-Pro** team...Chosen for the **1999 All-Madden Team**...Named **NFC Offensive Player of the Week** for performance at Chicago (11/14) when he had 12 catches for 204 yards, including a 44-yarder. His 204 yards were the 2nd-most in team history behind Sammy White's 210 vs. Detroit (11/1/76)...Broke Cris Carter's team record for receiving yards in a season with 1,413...Set a new Vikings record for 100-yard receiving games in a season with 7. He had 100-yard days vs. Detroit (1/2/00), vs. Green Bay (12/20), vs. San Diego (11/28), at Chicago (11/14), vs. San Francisco (10/24), vs. Chicago (10/10) and vs. Tampa Bay (10/3)...His 188-yard receiving day at St. Louis (1/16/00) ranks as 2nd in team postseason history while his 127-yard performance vs. Dallas (1/9/00) in Wild Card playoff game is the fourth-best performance in team postseason history...Joined Robert Smith vs. Dallas (1/9/00) in Wild Card playoff game as only the second Vikings tandem to have a 100-yard receiving and rushing day in team postseason history...Caught a 58-yard scoring pass from Jeff George at St. Louis (1/16/00) in Divisional Playoff, the 3rd-longest pass play in team playoff history...Led or tied for team lead in receptions in six games on the season...Led team in receiving yards in seven games on the season...Returned a punt 64 yards for a touchdown at Kansas City (12/12), the seventh punt returned for a touchdown in team history and the first since David Palmer's vs. NY Giants (9/29/96)...Had longest catch of his career, a 67-yarder from Jeff George, vs. Detroit (1/2/00) in regular-season finale...Caught 3 passes for 44 yards at NY Giants (12/26) and threw a touchdown pass to Cris Carter...Caught 5 passes for 131 yards and 2 touchdowns, including a 57-yard score, vs. Green Bay (12/20) on Monday Night Football...Caught 5 passes for 76 yards and a touchdown at Kansas City (12/12) along with returning a punt 64 yards for a touchdown...Had a pair of catches for 32 yards at Tampa Bay (12/6) on Monday Night Football...Pulled in 7 passes for 127 yards and 1 touchdown vs. San Diego (11/28)...Snared a career-high 12 passes for a career-high 204 yards at Chicago (11/14)...Had 6 catches for 91 yards and 2 touchdowns vs. Dallas (11/8) on Monday Night Football...Had 3 catches for 39 yards at Denver (10/31)...Caught a pass for 24 yards vs. San Francisco (10/24)...Reeled in 10 passes for 125 yards and 1 touchdown at Detroit (10/17)...Had 8 catches for 122 yards vs. Chicago (10/10)...Caught 4 passes for 120 yards and 2 touchdowns vs. Tampa Bay (10/3)...Had a pair of catches for 13 yards and a touchdown at Green Bay (9/26)...Caught 4 passes for 86 yards vs. Oakland (9/19)...Opened season at Atlanta (9/12) with 3 catches for 24 yards...**1998** Named **Offensive Rookie of the Year** by Associated Press, **College & Pro Football Weekly** and **Football Digest**...Named **Rookie of the Year** by *Sports Illustrated*, *The Sporting News*, *The Football News* and *Pro Football Weekly*...Named the **Professional Football Writers of America's NFC Rookie of the Year**...Named **All-Rookie** by *Pro Football Weekly*, *College & Pro Football Weekly*, *Football News* and *Football Digest*...Named **All-Pro** by *Associated Press*, *Sports Illustrated*, *College & Pro Football Weekly*, *The Sporting News*, *Football Digest* and *USA Today*...Selected to *Pro Football Weekly's* **All-NFC** and **All-NFL**

teams...Named to the **All-Madden Team**...Earned the **NFL Alumni Best at Each Position** award for wide receivers...Honored as the **NFL Offensive Rookie of the Month** for November...Named the **NFC Offensive Player of the Week** for back-to-back performances vs. Green Bay (11/22) and at Dallas (11/26). Earned Player of the Week accolades vs. Green Bay (11/22) with 8 catches for 153 yards and a touchdown against the Packers. He followed that up four days later on Thanksgiving Day at Dallas (11/26) with 3 catches, all touchdowns of 51, 56 and 56 yards each. Set a team record as the first Viking to catch 3 touchdowns in back-to-back games...Set new NFL record for touchdown receptions by a rookie with 17, breaking the mark of 13 set by Green Bay's Bill Howton in 1952 and San Diego's John Jefferson in 1979...Tied Elroy "Crazy Legs" Hirsch with 10 touchdowns of 40+ yards...His 17 and Cris Carter's 12 touchdown catches set a new NFL record for most touchdown catches by a tandem with 29, breaking the old mark of 27 held by 49er greats Jerry Rice (22) and Mike Wilson (5) or Dwight Clark (5) set in 1987 and Rice (17) and John Taylor (10) set in 1989. The duo's 29 touchdowns also snapped the Viking record of 26 held by Carter (17) and Jake Reed (9) since 1995...Led the NFL with 17 touchdown catches...His 17 touchdown catches tied a Viking single-season record, matching the mark set by Cris Carter in 1995...Set a new team record for rookie receiving yards with 1,313, breaking the 906 that Sammy White had in 1976...Set a team record for touchdown catches by a rookie, breaking the mark of 10 held by Sammy White in 1976...Became the first Vikings rookie to score 2 touchdowns in their first game in the NFL and only the fourth player in team history to score in their debut, joining Chuck Foreman (1973), Sammy White (1976) and James Brim (1987)...Tied Viking record for touchdown catches in a game by a rookie with 3 at Dallas (11/26/98) and vs. Chicago (12/6/98), matching Sammy White's 3 against Miami (12/11/76)...Tied Minnesota record for most three-touchdown games in a career with two, matching Sammy White's total from 1976-86 and Cris Carter's total from 1990-98...Set a team record for most games with a touchdown pass in a season with 11, breaking the old record of 10 held by Cris Carter in 1995...Tied Cris Carter's Viking record for most consecutive games with a touchdown catch with seven...Set a Viking rookie record for most two-touchdown games with four, breaking Hassan Jones' total of 2 set in 1986...Broke a Viking rookie record for 100-yard receiving days in a season with four, breaking the record of three held by Paul Flatley (1963) and Sammy White (1976)...Set a Viking record for most 40-plus yard plays with 14, breaking the old mark of nine set by Gene Washington in 1969...Broke team record for touchdowns of 40-plus yards with 10, breaking the record of five set by Gene Washington in 1969...Tied Gene Washington's record for most 50-plus yard plays and 50-plus yard touchdowns with five each...Set Vikings record for highest average per catch in a game at Dallas (11/26) with 54.3 yards per catch (3-for-163), breaking the old mark of 53.0 (3-for-159) set by Leo Lewis at Washington (11/2/86)...Had first 100-yard day in the NFL at Green Bay (10/5) on Monday Night Football when he pulled in 5 catches for 190 yards and 2 touchdowns. Went on to post 100-yard games vs. Green Bay (11/22) going 8-for-153, at Dallas (11/26) going 3-for-163 and vs. Chicago (12/6) going 8-for-106...Led or tied for team-high in catches six times (including playoffs), at St. Louis (9/13) with 6, vs. Detroit (9/20) with 5, vs. Washington (10/18) with 5, vs. Green Bay (11/22) with 8, vs. Chicago (12/6) with 8 and vs. Atlanta (1/17) with 6...Led team in receiving yards nine times on the season (including playoffs) vs. Tampa Bay (9/6) with 95, at St. Louis (9/13) with 89, at Green Bay (10/5) with 190, vs. Cincinnati (11/15) with 99, vs. Green Bay (11/22) with 153, at Dallas (11/26) with 163, vs. Chicago (12/6) with 106, vs. Jacksonville (12/20) with 72 and vs. Atlanta (1/17) with 75...First NFL start came at Chicago (9/27) when the team started in a three-receiver set with Cris Carter and Jake Reed...Returned punts at Chicago (9/27) when he fair caught 2 and ran a reverse for 5 yards against the Bears...Caught his first NFL pass vs. Tampa Bay (9/6) in the season-opener,



Randy Moss started the Randy's Purple Pioneers program at St. Joseph's Home for Children as a rookie and has continued visiting the school as part of the NFL/United Way Hometown Huddle program.

an 11-yarder from Brad Johnson on the third play of the game. His next catch, two drives later, was a 48-yard touchdown from Johnson...Drafted in the 1st round by the Vikings (21st overall) in the 1998 NFL Draft...The first WR the Vikings chose in the 1st round since Gene Washington in 1967.

COLLEGE In two seasons at Marshall, Moss is considered one of the greatest receivers to play college football...Caught 145 passes for 2,720 yards (18.8 avg.) with 53 TDs in his two-year career at Marshall...His touchdown receptions shattered the school career-record of 26 set by Mike Barber (1985-88)...Consensus 1st-team All-American and All-Mid American Conference selection in 1996 and 1997...Finished 4th in the 1997 Heisman Trophy voting behind Charles Woodson, Peyton Manning and Ryan Leaf...Recipient of the 1997 Fred Biletnikoff award, given to college football's top receiver, joining teammate Troy Walters (1999) as Vikings who have won the award...His 25 receiving TDs in 1997 broke the NCAA Division I single-season record of 23 held by Manny Hazard of Houston in 1989...Southern Conference Rookie of the Year in 1996...Had 28 total scoring receptions in 1997, tying an NCAA record first set by Mississippi Valley's Jerry Rice in 1984...Redshirted at Florida State in 1995 where he was a freshman roommate of Cincinnati Bengals WR Peter Warrick.

PERSONAL Chosen West Virginia High School Football Player of the Year as a senior...Earned All-State honors at DuPont (Rand, WV) High...Twice selected the state's Basketball Player of the Year...Lettered three times in basketball and football and lettered in both baseball and track...Business major at Marshall...Works with the Twin Cities community through a program at St. Joseph's Children's Home called Randy's Purple Pioneers...Participated in the Reason To Be Thankful program at Winter Park the day after the Vikings' Thanksgiving Day win at Dallas in 2000...Childhood friend and high school teammate of NBA guard Jason Williams...Has a daughter named Sydney and a son named Thaddeus.

MOSS' NFL TOTALS

RECEIVING

Year	No.	Yds.	Avg.	Lg	TD	2pt
1998	69	1,313	19.0	61t	17	2
playoffs	10	148	14.8	45	2	0
1999	80	1,413	17.7	67t	11	0
playoffs	14	315	22.5	58t	3	0
2000	77	1,437	18.7	78t	15	1
playoffs	4	139	34.8	68t	2	0
Totals	226	4,163	18.4	78t	43	3
playoffs	28	602	21.5	68t	7	0

PUNT RETURNS

Year	No.	FC	Yds.	Avg.	Lg	TD
1998	1	2	0	0.0	0	0
1999	17	4	162	9.5	64t	1
playoffs	3	2	34	11.3	14	0
Totals	18	6	162	9.0	64t	1

PASSING

Year	Att.	Comp.	Pct.	Yards	TD	INT	LG	Sk/Yds
1999	1	1	100.0	27	1	0	27t	0/0

SINGLE-GAME CAREER HIGHS

Receptions	12	@ Chicago, 11/14/99
Yards Receiving	204	@ Chicago, 11/14/99
Receiving Average	54.3	@ Dallas, 11/26/98 (3 for 163, 3 touchdowns)
TDs Receiving	3	@ Dallas, 11/26/98; vs. Chicago, 12/6/98
Long Reception	78t	vs. Detroit, 1/2/00
Rushing Attempts	1	many times, last at Green Bay, 11/6/00
Rushing Yards	11	vs. Oakland, 9/19/99; vs. San Francisco, 10/24/99
Punt Returns	6	@ Kansas City, 12/12/99
Punt Return Yards	72	@ Kansas City, 12/12/99
Long Punt Return	64t	@ Kansas City, 12/12/99
Passing Attempts	1	@ NY Giants, 12/26/99
Pass Completions	1	@ NY Giants, 12/26/99
Long Pass	27t	@ NY Giants, 12/26/99 (to Cris Carter)

MOSS' 100-YARD RECEIVING GAMES (22)

Opponent	No.	Yards	Avg.	Long	TDs
@ Green Bay, 10/5/98	5	190	38.0	52t	2
vs. Green Bay, 11/22/98	8	153	19.1	49t	1
@ Dallas, 11/26/98	3	163	54.3	56t	3
vs. Chicago, 12/6/98	8	106	13.3	34t	3
vs. Tampa Bay, 10/3/99	4	120	30.0	61t	2
vs. Chicago, 10/10/99	8	112	15.3	27	0
@ Detroit, 10/17/99	10	125	12.5	36t	1
@ Chicago, 11/14/99	12	204	17.0	44	0
vs. San Diego, 11/28/99	7	127	18.1	60	0
vs. Green Bay, 12/20/99	5	131	26.2	57t	2
vs. Detroit, 1/2/00	5	155	31.0	67t	1
*vs. Dallas, 1/9/00	5	127	25.4	58t	1
*@ St. Louis, 1/16/00	9	188	20.8	44t	2
@ Detroit, 10/1/00	7	168	24.0	61t	3

RUSHING

Year	No.	Yds.	Avg.	Lg	TD
1998	1	4	4.0	4	0
1999	4	43	10.8	15	0
2000	3	5	1.7	9	0
Totals	8	52	6.5	15	0

MOSS' TOUCHDOWNS

(REGULAR SEASON & PLAYOFFS)

PASSER	TDs
Randall Cunningham	20
Daunte Culpepper	15
Jeff George	11
Brad Johnson	2

MOSS' BEST DAYS

(REGULAR SEASON & PLAYOFFS)

Game	Yards
@ Chicago (11/14/99)	204
@ Green Bay (10/5/98)	190
@ St. Louis (1/6/00)*	188
@ Detroit (10/1/00)	168
@ Dallas (11/26/98)	163
vs. Detroit (1/2/00)	155
vs. Green Bay (11/22/98)	153

* playoffs

vs. Tampa Bay, 10/9/005	118	23.6	42t	1
vs. Buffalo, 10/22/005	110	22.0	39t	1
@ Green Bay, 11/6/006	130	21.7	42	0
vs. Arizona, 11/12/007	104	14.9	26	1
vs. Carolina, 11/19/005	106	21.2	36t	1
@ Dallas, 11/23/007	144	20.6	52	2
vs. Green Bay, 12/17/00 . . .4	136	34.0	78t	1
*vs. New Orleans, 1/6/01 . .2	121	60.5	68t	2

* playoffs



MOSS VS. THE NFL (REGULAR SEASON & PLAYOFFS)

NATIONAL FOOTBALL CONFERENCE

Team	G	Rec.	Yds.	Avg.	Lg.	TD
Arizona2	11	177	16.1	45	2	
Atlanta2	9	99	11.0	31t	1	
Chicago6	38	592	15.6	66	5	
Dallas4	21	525	25.0	58t	8	
Detroit6	32	525	16.4	67t	6	
Green Bay6	30	753	25.1	78t	7	
New Orleans . . .2	3	127	42.3	68t	2	
NY Giants2	5	62	12.4	25	0	
St. Louis3	19	340	17.9	44t	3	
San Francisco . .1	1	24	24.0	24	0	
Tampa Bay6	22	482	21.9	61t	6	
Washington . . .1	5	64	12.8	28	0	

AMERICAN FOOTBALL CONFERENCE

Team	G	Rec.	Yds.	Avg.	Lg.	TD
Baltimore1	6	89	14.8	32	1	
Buffalo1	5	110	22.0	39t	1	
Cincinnati . . .1	4	99	24.8	61t	1	
Denver1	3	39	13.0	23	0	
Indianapolis . .1	1	42	42.0	42t	1	
Jacksonville . .1	3	72	24.0	43t	1	
Kansas City . .1	5	76	15.2	23	1	
Miami1	6	87	14.5	23	1	
New England . .1	2	20	10.0	13	0	
Oakland1	4	86	21.5	29	0	
San Diego1	7	127	18.1	60	1	
Tennessee . . .1	5	32	6.4	12	1	

RANDY MOSS CAREER GAME-BY-GAME

1998	No.	Yds.	Avg.	Lg.	TD
9/6 Tampa Bay	4	95	23.8	48t	1
9/13 @ St. Louis	6	89	14.8	27	0
9/20 Detroit	5	37	7.4	19	1
9/27 @ Chicago	2	52	26.0	44t	1
10/5 @ Green Bay	5	190	38.0	52t	2
10/18 Washington	5	64	12.8	28	0
10/25 @ Detroit	2	14	7.0	10	0
11/1 @ Tampa Bay	2	52	26.0	41	0
11/8 New Orleans	1	6	6.0	6	0
11/15 Cincinnati	4	99	24.8	61t	1
11/22 Green Bay	8	153	19.1	49t	1
11/26 @ Dallas	3	163	54.3	56t	3
12/6 Chicago	8	106	13.3	34t	3
12/13 @ Baltimore	6	89	14.8	32	1
12/20 Jacksonville	3	72	24.0	43t	1
12/26 Tennessee	5	32	6.4	12	1
TOTALS	69	1,313	19.0	61t	17

PLAYOFFS

1/10 Arizona	4	73	18.3	45	1
1/17 Atlanta	6	75	12.5	31t	1
TOTALS	10	148	14.8	45	2

1999	No.	Yds.	Avg.	Lg.	TD
9/12 @ Atlanta	3	24	8.0	9	0

9/19 Oakland	4	86	21.5	29	0
9/26 @ Green Bay	2	13	6.5	10t	1
10/3 Tampa Bay	4	120	30.0	61t	2
10/10 Chicago	8	122	15.3	27	0
10/17 @ Detroit	10	125	12.5	36t	1
10/24 San Francisco	1	24	24.0	24	0
10/31 @ Denver	3	39	13.0	23	0
11/8 Dallas	6	91	15.2	47t	2
11/14 @ Chicago	12	204	17.0	44	0
11/28 San Diego	7	127	18.1	60	1
12/6 @ Tampa Bay	2	32	16.0	16	0
12/13 @ Kansas City	5	76	15.2	23	1
12/20 Green Bay	5	131	26.2	57t	2
12/26 @ NY Giants	3	44	14.7	25	0
1/2 Detroit	5	155	31.0	67t	1
TOTALS	80	1,413	17.7	67t	11

PLAYOFFS

1/9 Dallas	5	127	25.4	58t	1
1/16 @ St. Louis	9	188	20.8	44t	2
TOTALS	14	315	22.5	58t	3

2000	No.	Yds.	Avg.	Lg.	TD
9/3 Chicago	4	89	22.3	66	0
9/10 Miami	6	87	14.5	23	1
9/17 @ New England	2	20	10.0	13	0
10/1 @ Detroit	7	168	24.0	61t	3

10/9	Tampa Bay	5	118	23.6	42t	1
10/15	@ Chicago	4	29	7.3	13	1
10/22	Buffalo	5	110	22.0	39t	1
10/29	@ Tampa Bay	7	65	9.3	13	1
11/6	@ Green Bay	6	130	21.7	42	0
11/12	Arizona	7	104	14.9	26	1
11/19	Carolina	5	106	21.2	36t	1
11/23	@ Dallas	7	144	20.6	52	2
11/30	Detroit	3	26	8.7	11	0

12/10	@ St. Louis	4	63	15.8	32t	1
12/17	Green Bay	4	136	34.0	78t	1
12/24	@ Indianapolis	1	42	42.0	42t	1

TOTALS 77 1,437 18.7 78t 15

PLAYOFFS

1/6	New Orleans	2	121	60.5	68t	2
1/14	@ NY Giants	2	18	9.0	13	0

TOTALS 4 139 34.8 68t 2

THREE-RIFIC START

Randy Moss has been the most prolific receiver in NFL history over his first three seasons in the League, putting up stunning numbers and earning three Pro Bowl berths.

NFL CATCHES/YARDS/TDs IN FIRST THREE SEASONS

Player (Years)	Catches/Yards/TDs
Randy Moss (1998-00)	226/4,163/43
Jerry Rice (1985-87)	200/3,575/40
John Jefferson (1978-80)	199/3,431/26
Steve Largent (1976-78)	158/2,516/22

VIKINGS SINGLE-SEASON RECEIVING YARDS

Randy Moss broke his own team record for receiving yards in 2000 and owns three of the top five totals in Vikings history.

Player, Season	Yards
Randy Moss, 2000	1,437
Randy Moss, 1999	1,413
Cris Carter, 1995	1,371
Jake Reed, 1996	1,320
Randy Moss, 1998	1,313

56

JIM NELSON/LINEBACKER

HT. 6-1

WT. 234

DOB 4-16-75

COLLEGE: PENN STATE

ACQUIRED: W (GB) FOR '00

NFL: 3rd YEAR

VIKINGS: 2nd YEAR



GAMES/STARTS (reg. season, playoffs): 1998 (0/0, 1/0-G.B.), 1999 (16/0-G.B.), 2000 (16/0, 2/0). **Total** 32/0, 3/0 (Minn-16/0, 2/0).

PRO Made an impact on Vikings special teams in his first season with the club, leading the team with 29 stops...Signed by Vikings on 8/29/00 off waivers from Green Bay...Versatile backup at linebacker who can play multiple positions...**2000** Led the Vikings with 29 special teams tackles, including 18 solo stops...Had most productive game of the season vs. Arizona (11/12) when he had 3 special teams tackles and a pair of tackles at linebacker...Had season-high 3 special teams tackles vs. Miami (9/10), at Chicago (10/15), vs. Arizona (11/12) and at Dallas (11/23)...Had 3 special teams tackles in Divisional Playoff win vs. New Orleans (1/6/01)...**1999** Appeared in all 16 games for the Packers...Switched to fullback for two preseason games but then moved back to linebacker...Backed up at

MLB throughout the season, posting 8 tackles, an interception and a pass defended...Ranked 4th on the team in special teams tackles with 11...Saw time at MLB for an injured Bernardo Harris vs. Detroit (11/21) and made a quick impression, intercepting Gus Frerotte on the first play from scrimmage for his lone NFL interception...Recovered a fumble on punt coverage vs. Seattle (11/1)...Notched career-high 3 tackles from linebacker at Minnesota (12/20) and at Tampa Bay (12/26)...Stopped 49ers fullback Fred Beasley on a 3rd-down play at the goal line in a Monday Night Football win at San Francisco (11/29)...Had season-high 2 special teams tackles vs. Oakland (9/12), at Dallas (11/14) and vs. Arizona (1/2/00)...**1998** Moved from practice squad to the active roster prior to the playoffs...Notched a special teams tackle in Wild Card playoff loss at San Francisco (1/3/99)...Released by Green Bay late in training camp (8/25)...Signed to Packers practice squad two weeks into the season (9/14)...Originally claimed by Green Bay off

SPECIAL TEAMS SPECIALTY

Jim Nelson emerged as a Vikings special teams ace in his first season with the club after making an impact on special teams in 1999 with Green Bay.


VIKINGS 2000 SPECIAL TEAMS TACKLE LEADERS

Player	Tackles
Jim Nelson	29
Chris Walsh	21
Harold Morrow	17
Moe Williams	16

waivers from San Francisco (7/20)...Signed as a rookie free agent with the 49ers (4/24).

COLLEGE Three-year starter for the Nittany Lions and a four-year letterman...Finished college career with 255 tackles, 11.5 sacks and 22 tackles-for-loss...Started at OLB in 1995 season opener and went on to start 37 straight games...Led team with 91 tackles as a senior, earning 2nd-Team All-Big 10 honors and honorable mention All-America notice by *Football News*...Ranked 2nd on the team in tackles as a sophomore and junior with 81 and 82 respectively...Played in Rose Bowl win over Oregon following 1994 season.

PERSONAL Three-sport letterman at McDonough High School in Waldorf, MD...Won 1993 state title in discus and runner-up in shot put...The son of an Air Force officer, the family spent time in seven states during his youth (California, Kansas, Idaho, Pennsylvania, Texas, Alabama and Maryland)...Married, wife's name is Kellie...Likes to read, fish and play golf in free time...Active in the Twin Cities community through Viking Victory Visits to local hospitals.



NELSON'S NFL TOTALS

Year	Tackles			Sacks	PBU	TFL	QBH	FF	Special Teams		
	Solo	Asst.	Total						Solo	Asst.	Total
1998 (G.B.) . . .	0	0	0	0.0	0	0	0	0	0	0	0
playoffs	0	0	0	0.0	0	0	0	0	1	0	1
1999 (G.B.) . . .	7	1	8	0.0	1	0	0	0	10	1	11
2000	1	2	3	0.0	0	0	0	0	18	11	29
playoffs	0	0	0	0.0	0	0	0	0	1	2	3
Totals	8	3	11	0.0	1	0	0	0	28	12	40
playoffs	0	0	0	0.0	0	0	0	0	2	2	4

OPPONENT'S FUMBLES RECOVERED

Year	No.	Yds.	Avg.	Lg	TD
1999 (G.B.) . . .	1	0	0.0	0	0

INTERCEPTIONS

Year	No.	Yds.	Avg.	Lg	TD
1999 (G.B.) . . .	1	0	0.0	0	0

SINGLE-GAME CAREER HIGHS

Tackles	3	@ Minnesota, 12/20/99; @ Tampa Bay, 12/26/99
Interceptions	1	vs. Detroit, 11/21/99
Fumble Recovery	1	vs. Seattle, 11/1/99
Special Teams Tackle	3	many times, last vs. Green Bay, 12/17/00



GABE NORTHERN/LINEBACKER

HT. 6-3

WT. 241

DOB 6-8-74

COLLEGE: LOUISIANA STATE

ACQUIRED: FA FOR '00


NFL: 6th YEAR

VIKINGS: 2nd YEAR



GAMES/STARTS (reg. season, playoffs): 1996 (16/2, 1/0-Buff.), 1997 (16/1-Buff.), 1998 (16/16, 1/1-Buff.) 1999 (16/16, 1/1-Buff.), 2000 (9/2). **Total-** 73/37, 3/2 (Minn. 9/2).

PRO Made two starts for the Vikings in 2000 in back-to-back games vs. Detroit (11/30) and at St. Louis (12/10)...Big-play defender who has 3 career touchdowns on a blocked punt, interception return and a fumble return...Started his final 32 games in Buffalo where he played OLB...Reunited in Minnesota with former Buffalo teammate Corbin Lacy...**2000** Saw time in nine games on the season and started two...Earned starts at SLB vs. Detroit (11/30) and at St. Louis (12/10)...Recorded all 7 tackles on the season in game vs. Detroit (11/30)...Saw first action of the season at DE at Detroit (10/1)...Inactive for first two games he was with the Vikings, vs. Miami (9/10) and at New England



(9/17)...Signed by Vikings on September 5...**1999** Started all 16 games for the second straight season and started the Wild-Card Playoff game at Tennessee (1/8/00), the infamous "Music City Miracle" game...Ranked 4th on the team with 3.5 sacks and tied for 2nd on the club with 2 forced fumbles on the season...Had his third career touchdown when he scooped up a Dan Marino fumble at Miami (10/4) forced on a sack and returned it 59 yards for the first points of the game...Notched season-high 6 tackles vs. Oakland (10/17)...Had first sack of the season vs. Philadelphia (9/26) when he caught Doug Pederson and stripped the ball which was recovered by Buffalo...Notched 2nd sack of the season when he caught Kordell Stewart vs. Pittsburgh (10/10) and ended the game with 3 tackles...Chased down Jon Kitna at Seattle (10/24) for his 3rd sack of the season...Had a big game and set up Buffalo's final 10 points in the 4th quarter at Baltimore (10/31) when his pressure of Ravens quarterback Tony Banks caused an interception and later stripped the ball from Banks which was recovered by

Buffalo and led to the game-winning touchdown in a 13-10 win...Notched half a sack on Drew Bledsoe vs. New England (11/28)...**1998** Had career-high in tackles with 59 in his first season as a full-time starter...Recorded his 2nd career touchdown when he returned his first interception (off Wade Wilson) 40 yards for the score vs. Oakland (12/13)...Posted season-high 7 tackles at Miami (9/13) and sacked Dan Marino in the 2nd quarter...Notched his 2nd sack of the season when he caught Steve Young vs. San Francisco (10/3)...Stuffed a Dolphins drive vs. Miami (11/1) when he tackled Karim Abdul-Jabbar for a 2-yard loss on a fourth-and-1 play...Started first career playoff game in Wild Card contest at Miami (1/2)...**1997** Played in all 16 games in his second NFL campaign...Ranked 2nd on the team with 17 special teams tackles...Saw first NFL action at linebacker at Kansas City (9/14)...Started vs. Indianapolis' (9/21) and finished with a career-high 11 tackles...**1996** Scored first career touchdown when he blocked a punt and returned it 18 yards for the score at Philadelphia (11/10)...Ranked 2nd on the team with 23 special teams tackles...Named **AFC Rookie of the Month** for November...Tied for 3rd in Buffalo history for sacks by a rookie with 5...Had his first and second sacks of his career vs. Indianapolis (10/6) when he caught Jim Harbaugh, once in the 4th quarter and again in overtime...Started first career game vs. Miami (10/13)...Batted down a pair of Dan Marino passes in the same drive at Miami (12/16)...Notched 4 solo tackles in 8 snaps, including 2 for loss, vs. Kansas City (12/22)...Saw first career playoff action vs. Jacksonville (12/28).

COLLEGE Ranked 3rd in LSU history with 21 career sacks...A 1st-Team All-SEC choice in 1994 and '95...Named Defensive MVP of the Independence Bowl as a senior...Honored with a spot on the 24-member nationwide Hitachi/College Football Association Scholar Athlete Team in 1995...Set a single-season record with 11 sacks in 1994.

PERSONAL Played two seasons at Glen Oaks High in Baton Rouge, LA, after transferring from Southern Lab High...Was an All-District, All-Parish and 2nd-Team All-State choice as a TE...Was an Academic All-State honorable mention honoree and served as senior class president...Majorred in communications at LSU...Participated in Arctic Blast VI Snowmobile Rally to benefit the Viking Children's Fund in February 2001...Active with local Pop Warner football programs and participated in the annual SportsCamp sponsored by The Children's Miracle Network.

NORTHERN'S NFL TOTALS

Year	Tackles		Total	Sacks	PBU	TFL	QBH	FF	Special Teams			
	Solo	Asst.							Solo	Asst.	Total	Blk.
1996 (Buff.)	17	14	31	5.0	3	-	-	0	18	5	23	1
playoffs	1	1	2	0.0	0	-	-	0	1	1	2	0
1997 (Buff.)	17	16	33	0.0	1	-	-	0	12	5	17	0
1998 (Buff.)	31	28	59	2.0	3	-	-	0	6	8	14	0
playoffs	2	0	2	0.0	0	-	-	0	0	0	0	0
1999 (Buff.)	25	23	48	3.5	0	-	-	2	2	6	8	0
2000	2	5	7	0.0	0	0	0	0	0	2	2	0
Totals	92	86	178	10.5	7	0	0	2	38	26	64	1
playoffs	3	1	4	0.0	0	-	-	0	1	1	2	0

OPPONENT'S FUMBLES RECOVERED

Year	No.	Yds.	Avg.	Lg	TD
1999 (Buff.)	1	59	59.0	59t	1

INTERCEPTIONS

Year	No.	Yds.	Avg.	Lg	TD
1998 (Buff.)	1	40	40.0	40t	1

SINGLE-GAME CAREER HIGHS

Tackles	11	vs. Indianapolis, 9/21/97
Interceptions	1	vs. Oakland, 12/13/98
Sacks	2	vs. Indianapolis, 10/6/96
Fumble Recovery	1	@ Miami, 10/4/99
Forced Fumble	1	vs. Philadelphia, 9/26/99; @ Baltimore, 10/31/99

57

MITCH PALMER/LONG SNAPPER

HT. 6-4

WT. 257

DOB 9-2-73

COLLEGE: COLORADO STATE

ACQUIRED: FA FOR '01

NFL: 4th YEAR

VIKINGS: 2nd YEAR



GAMES/STARTS (reg. season, playoffs): 1998 (16/0-T.B.), 1999 (4/0-T.B.), 2000 (16/0, 2/0). **Total**-36/0, 2/0 (Minn.-16/0, 2/0).

PRO Has become a solid long snapper, handling both punts and kick placements in all 38 career games he has played in, including playoffs...**2000** Played in all 16 games, handling all long snapping duties for punts and placements...Long snapper for Mitch Berger who led the NFC in punting average (44.7) and kicker Gary Anderson who finished the season 45 of 45 on extra points and 22 of 23 on field goals...Recorded

2 regular season special teams stops...Recorded a special teams stop in the NFC Championship game at NY Giants (1/14/01)...Signed as a free agent during Vikings training camp on August 8...**1999** Handled all long snapping duties for punts and placements for Tampa Bay in the first four games of the season before suffering a season-ending ACL injury at Minnesota (10/3)...Placed on injured reserve on October 5...**1998** Earned Bucs' long-snapping duties after being signed as a free agent April 28...Handled all punt and placekick snaps in every game...Involved in a key special teams play vs. Pittsburgh (12/13), downing a Bucs punt at the Steelers' one-yard line...**1997** Signed as a rookie free agent by the Carolina Panthers (4/28)...Released August 17. **COLLEGE** Handled long-snapping duties in every game for his final three seasons and action on the defensive line...Had 3 tackles as a senior, a sack vs. Utah as a junior, and 3 tackles as a sophomore...Played in 10 games, making a start and recording 3 tackles in his freshman season.

PERSONAL Majored in Economics...All-conference linebacker at Poway High School in San Diego...Earned seven letters as a prep. two each in football, basketball and 3 in volleyball...Father, Dick, was an NFL linebacker from 1970-74, playing a total of 43 games for Miami, Buffalo, New Orleans and Atlanta after being drafted by Baltimore in the 10th round of the 1970 draft...Born in Oceanside, CA...Active in the Twin Cities community through National Care For Students Day.

PALMER'S NFL TOTALS

SPECIAL TEAMS TACKLES

Year	Solo	Asst.	Total
2000	2	0	2
playoffs	1	0	1

86

JAKE REED/WIDE RECEIVER

HT. 6-3

WT. 213

DOB 9-28-67

COLLEGE: GRAMBLING

ACQUIRED: FA FOR '01

NFL: 11th YEAR

VIKINGS: 10th YEAR



GAMES/STARTS (reg. season, playoffs): 1991 (1/0), 1992 (16/0, 1/0), 1993 (10/1, 1/0), 1994 (16/16, 1/0), 1995 (16/16), 1996 (16/15, 1/0), 1997 (16/16, 2/2), 1998

(11/11, 2/0), 1999 (16/8, 2/0), 2000 (7/6, 2/0-N.O). **Total**-125/89, 11/2 (Minn.-118/83, 9/2).

PRO Returns to Minnesota after a season with New Orleans...Began his NFL career as a 3rd-round pick by the Vikings in 1991 and played for the Vikings for eight seasons...Re-joins Cris Carter and Randy Moss to give the Vikings a deep and talented wide receiver unit...Has played in 71 consecutive games including playoffs...Ranks 5th in team history for games started with 84, trailing Ahmad Rashad's 95 for 4th...Ranks 5th in team history for games played by a WR with 118, trailing Sammy White's 127 for 4th...Played in 77 consecutive games before his streak was snapped at Dallas (11/26/98), the third-longest streak of consecutive games by a Vikings WR in team history...Ranks 6th in team history with 386 career catches, trailing Sammy White (5th, 393) and Ahmad Rashad (4th, 400)...Ranks 5th in team history with 6,124 career yards, trailing Steve Jordan (4th, 6,307) and Sammy White (3rd, 6,400)...Ranks 6th in team history with 32 receiving TDs, trailing Ahmad Rashad (5th, 34) and Randy Moss (4th, 43)...Had career-high 12 catches at

Chicago (9/7/97), one of only 7 Vikings players to have 12+ catches in a game...**2000** Started the first six games of the season before a broken leg sidelined him until the final regular-season game and the playoffs...Had season-best 5 catches for 67 yards vs. Philadelphia (9/24)...Caught his 400th career pass at Chicago (10/8)...Had 5 catches for 51 yards at San Diego (9/10)...Missed nine games due to broken leg and surgery on the injury...Returned to action vs. St. Louis (12/24) in the regular-season finale with 2 catches for 36 yards...Saw time in both playoff games for the Saints, catching 3 passes for 27 yards in Wild Card game vs. St. Louis (12/30) and catching 2 passes for 29 yards in Divisional Playoff game at Minnesota (1/6/01) against his former team...Caught 16 passes for 206 yards on the season...**1999** Had 44 catches on the season for 643 yards, both ranking 3rd on the team...Went over the 100-yard mark in back-to-back games, vs. Oakland (9/19) and at Green Bay (9/26)...Had season-highs in catches (6) and yards (108) and his long catch of the season (50) at Green Bay (9/26)...Caught TD passes vs. Oakland (9/19) and vs. San Diego (11/28)...His 50-yard catch from Randall Cunningham at Green Bay (9/26) was the 12th catch of 50+ yards in his career...Caught 5 passes for 81 yards in Divisional Playoff game at St. Louis (1/6/00)...Went over the 6,000 career-yards mark in Sunday Night Football game at Kansas City (12/12), only the 5th Vikings player to go over the mark...**1998** Had 17th career 100-yard day at Tampa Bay (11/1) with 6 catches for 117 yards and 2 touchdowns, the fourth 2-touchdown game of his career...Led team in catches with 6 and receiving yards with 117 at Tampa Bay (11/1)...Had 5 catches for 90 yards vs. New Orleans (11/8)...Opened scoring at Detroit (10/25) on an 11-yard pass from Randall Cunningham...First touchdown of season came at Green Bay (10/5), a 56-yarder from Randall Cunningham...Left game vs. Green Bay (11/27) with numbness in his legs that was traced to a vertebrae injury...Was inactive for games at Dallas (11/26), vs. Chicago (12/6), at Baltimore (12/13), vs. Jacksonville (12/20) and at Tennessee (12/26) following back surgery...Returned for Divisional Playoff game vs. Arizona (1/10) but was again sidelined for NFC Championship game vs. Atlanta (1/17)...**1997** Led team and finished 6th in the NFC in receiving yards (1,138)...Finished 2nd on the club and 9th in the NFC in receptions (68)...Set team record for consecutive games with 100-or-more yards receiving with 4 (118 at Chicago, 9/7; 131 vs. Tampa Bay, 9/14; 119 at Green Bay, 9/21; 134 vs. Philadelphia, 9/28)...Tied a team record for 100-yard receiving games in a season (5)...Led or tied for team lead in

receiving yards 9 times...Finished 2nd in the NFC in yards per catch (16.7)...Named **NFC Offensive Player of the Month** for September (34 catches for 521 yards)...Had a career-high 12 catches at Chicago (9/7), which tied for the 3rd most in team history...Had 2 touchdown receptions at Green Bay (9/21) and at NY Jets (11/23)...Had the third-highest receiving yard total of career with 150 yards at NY Jets (11/23)...Had 7th 100-yard receiving game in team playoff history with 114 at San Francisco (1/3/98)...**1996** Finished 2nd in the NFL in receiving yards (1,320)...The 1,320 yards receiving were a career-high and the 2nd highest total in team history behind Carter's 1,371 in 1995...Was 8th in the NFC in total yards from scrimmage (1,320)...72 receptions ranked 2nd on the club and 10th in the NFC...Finished 3rd in the NFL in yards per catch (18.3 avg.)...Led the team in receiving yards in 8 of the 16 games...Had a career-high four games with 100-or-more yards receiving (148 at Atlanta, 9/8; 129 vs. Green Bay, 9/22; 153 vs. Chicago, 10/28; 134 at Oakland, 11/17)...Had a season-high 11 receptions vs. Chicago (10/28)...Had first 2-touchdown reception game of his career at Seattle (11/10)...Had a career-long 82-yard catch for a touchdown at Oakland (11/17)...82-yard reception was the fifth-longest in team history...**1995** Had 1,167 yards receiving to rank 10th in the NFC...72 games tied for 10th in a season in team history...The 1,167 yards ranked 5th in a season in team history...Led the team in percentage of catches going for a 1st down on 3rd down (34.7%, 25 of 72)...Finished 2nd on the club in touchdowns with a career-high 9...Tied for 5th in the team record books for touchdowns receiving in a season...100-yard games came vs. Dallas (9/17) with 107 yards, at Detroit (11/23) with 149 yards, and at Cincinnati (12/24) with 111 yards...Combined with Carter for 2,538 yards receiving and 26 receiving touchdowns, both team records for tandems...**1994** Combined with Carter (122 catches) to set an NFL record for receptions by a receiving duo in a season with 207...His 85 yards were good for 5th in the NFC (9th in the NFL)...His 1,175 yards receiving placed him 6th in the NFC...Those numbers at the time also put him 4th and 3rd in the team's season record books, respectively...Scored the first touchdown of NFL career on an 18-yard pass from Warren Moon at Chicago (9/18)...Went over the 100-yard mark for the first time as a pro with 9 catches for 127 yards vs. Miami (9/25)...Had a career-high 157 yards on 8 catches vs. New Orleans (11/6)...**1993** Slowed after fracturing his left fibula in the preseason game vs. Buffalo (8/7) in Berlin, Germany...Injury kept him out of remaining three preseason games and the first five games of the regular season...Returned at Chicago (10/25)...Made first NFL start vs. New Orleans (11/28)...Placed 4th on the club in special teams tackles with 12 despite playing in only 10 games...**1992** Averaged 23.7 yards per catch...Led squad in special teams tackles (21)...**1991** Deactivated first seven games...Did not play the following week at New England (10/20) despite being activated...First action in the NFL came at Phoenix (10/27)...Put on the injured reserve for rest of the season on November 2 with an ankle injury...A 3rd-round choice...10th wide receiver and the 68th player selected overall...Lone player left in Minnesota from the Herschel Walker trade.

COLLEGE Played running back and wide receiver at Grambling in 1990...A 1st-team All-Southwestern Conference choice as a senior...Rushed for 303 yards and 4 touchdowns...Caught 48 passes for 954 yards and 10 scores...A 2nd-team All-SWAC choice as a junior...Averaged 6.5 yards per carry (550 yards on 85 carries) and scored 5 touchdowns as a junior.

PERSONAL Born in Covington, GA...Earned All-America honors at wide receiver and defensive end at Newton County High School...Lettered three times in football and basketball, and once in track...Earned degree in criminal justice from Grambling...Married, wife's name is Vinita...Has two sons, Laslo Sanchez (6/21/84) and Jake Rashaan (3/11/96) and daughter Jaevin Octavia (2/5/98)...Has been active in the Twin Cities community through the Vikings Super Challenge and Viking Victory Visits to local hospitals.



REED'S NFL TOTALS**RECEIVING**

Year	No.	Yds.	Avg.	Lg	TD	2pt
1992	16	142	23.7	51	0	—
1993	5	65	13.0	18	0	—
Playoffs	2	16	8.0	12	0	—
1994	85	1,175	13.8	59	4	—
Playoffs	3	39	13.0	18	0	—
1995	72	1,167	16.2	55t	9	0
1996	72	1,320	18.3	82t	7	0
Playoffs	1	10	10.0	10	0	0
1997	68	1,138	16.7	56	6	0
Playoffs	10	203	20.3	53	1	0
1998	34	474	13.9	56t	4	0
1999	44	643	14.6	50	2	0
Playoffs	5	85	17.0	41	1	0
2000 (N.O.)	16	206	12.9	22	0	0
Playoffs	5	56	11.2	16	0	0
Totals	402	6,330	15.7	82t	32	0
Playoffs	26	409	15.7	53	2	0

SINGLE-GAME CAREER HIGHS

Receptions	12	@ Chicago, 9/7/97
Yards Receiving	157	vs. New Orleans, 11/6/94
Reception Average	37.0	@ Atlanta, 9/7/96
TDs Receiving	2	many times, last @ Tampa Bay, 11/1/98
Longest Reception	82t	@ Oakland, 11/17/96

REED'S 100-YARD RECEIVING GAMES (19)

OPPONENT	No.	Yards	Avg.	Lg	TD
Miami, 9/24/94	9	127	14.1	21	0
New Orleans, 11/6/94	8	157	19.6	59	1
NY Jets, 11/20/94	5	121	24.2	49	0
Dallas, 9/17/95	7	107	15.3	29	1
@ Detroit, 11/23/95	6	149	24.8	55t	1
@ Cincinnati, 12/24/95	5	111	22.2	51t	1
@ Atlanta, 9/8/96	4	148	37.0	71	0
Green Bay, 9/22/96	7	129	18.4	26t	1
Chicago, 10/28/96	11	153	13.9	37	0
@ Oakland, 11/17/96	4	134	33.5	82t	1
@ Chicago, 9/7/97	12	118	9.8	21t	1
Tampa Bay, 9/14/97	6	131	21.8	56	0
@ Green Bay, 9/21/97	9	119	13.2	27t	2
Philadelphia, 9/28/97	6	134	22.3	48t	1
@ NY Jets, 11/23/97	8	150	18.8	49	2
@ San Francisco, 1/3/98*	5	114	22.8	53	1
@ Tampa Bay, 11/1/98	6	115	19.2	44t	2
Oakland, 9/19/99	5	100	20.0	29	1
@ Green Bay, 9/26/99	6	108	18.0	50	0

* playoffs

REED VS. THE NFL**NATIONAL FOOTBALL CONFERENCE**

TEAM	Gms	No.	Yards	Long	TD
Arizona	4	21	296	40t	3
Atlanta	2	6	161	71	0
Carolina	2	7	123	56	0
Chicago	13	62	771	37	3
Dallas	2	8	117	29	1
Detroit	14	47	675	55t	4
Green Bay	13	62	941	56t	6
Minnesota	1	2	29	16	0
New Orleans	4	16	282	59	1
NY Giants	4	14	202	23	1
Philadelphia	2	11	201	48t	1
St. Louis	4	12	161	41	1
San Francisco	5	19	348	53	1
Tampa Bay	12	49	765	56	3
Washington	2	1	19	19	0

AMERICAN FOOTBALL CONFERENCE

TEAM	Gms	No.	Yards	Long	TD
Buffalo	2	4	64	21	0
Cincinnati	3	9	151	51t	1
Cleveland	1	4	91	44	1
Denver	2	6	80	28	0
Indianapolis	1	1	21	21	0
Kansas City	2	5	96	50	0
Miami	1	9	127	21	0
New England	2	6	142	43	0
NY Jets	2	13	271	49	2
Oakland	2	9	234	82t	2
Pittsburgh	2	7	124	35	0
San Diego	3	10	111	17	1
Seattle	2	3	78	38t	2
Tennessee	1	5	58	18	0



JAKE REED CAREER GAME-BY-GAME

1992	No.	Yds.	Avg.	Lg	TD
9/27 @ Cincinnati	2	19	9.5	12	0
12/20 @ Pittsburgh	2	56	28.0	35	0
12/27 Green Bay	2	67	33.5	51	0
TOTALS	6	142	23.7	51	0

1993	No.	Yds.	Avg.	Long	TD
10/25 @ Chicago	2	23	11.5	13	0
10/31 Detroit	1	10	10.0	10	0
11/7 San Diego	1	14	14.0	14	0
11/28 New Orleans	1	18	18.0	18	0

TOTALS	5	65	13.0	18	0
1994	No.	Yds.	Avg.	Long	TD
1/9 @ NY Giants	2	16	8.0	12	0

1994	No.	Yds.	Avg.	Long	TD
9/4 @ Green Bay	4	42	10.5	13	0
9/11 Detroit	4	42	10.5	19	0
9/18 @ Chicago	7	90	12.9	18t	1
9/25 Miami	9	127	14.1	21	0
10/2 @ Arizona	7	66	9.4	19	1
10/10 @ NY Giants	4	37	9.3	13	0
10/20 Green Bay	8	95	11.9	23	0
10/30 @ Tampa Bay	4	41	10.3	17	0
11/6 New Orleans	8	157	19.6	59	1
11/13 @ New England	3	77	25.7	38	0
11/20 NY Jets	5	121	24.2	49	0
11/27 Tampa Bay	2	30	15.0	25	0
12/1 Chicago	5	70	14.0	23	0
12/11 @ Buffalo	3	45	15.0	21	0
12/17 @ Detroit	7	91	13.0	40	1
12/26 San Francisco	5	44	8.8	14	0

TOTALS	85	1,175	13.8	59	4
1995	No.	Yds.	Avg.	Long	TD
1/1 Chicago	3	39	13.0	18	0

1995	No.	Yds.	Avg.	Long	TD
9/3 @ Chicago	6	68	11.3	29	0
9/10 Detroit	2	11	5.5	11	0
9/17 Dallas	7	107	15.3	29	1
9/24 @ Pittsburgh	5	68	13.6	24	0
10/8 Houston	5	58	11.6	18	0
10/15 @ Tampa Bay	5	99	19.8	33	1
10/22 @ Green Bay	2	9	4.5	7	1
10/30 Chicago	6	78	13.0	19	0
11/5 Green Bay	4	68	17.0	23	1
11/12 @ Arizona	7	96	13.7	32t	1
11/19 New Orleans	2	17	8.5	9	0
11/23 @ Detroit	6	149	24.8	55t	1
12/3 Tampa Bay	3	47	15.7	23	0
12/9 Cleveland	4	91	22.8	44	1
12/18 @ San Francisco	3	90	30.0	53	1
12/24 @ Cincinnati	5	111	22.2	51t	1

TOTALS	72	1,167	16.2	55t	9
1996	No.	Yds.	Avg.	Long	TD
9/1 Detroit	4	53	13.3	28	0
9/8 @ Atlanta	4	148	37.0	71	0
9/15 @ Chicago	4	60	15.0	29t	1
9/22 Green Bay	7	129	18.4	26t	1
9/29 @ NY Giants	3	60	20.0	23	0
10/6 Carolina	5	58	11.6	18	0
10/13 Tampa Bay	5	89	17.8	31	0
10/28 Chicago	11	153	13.9	37	0
11/3 Kansas City	2	55	27.5	50	0
11/10 @ Seattle	3	78	26.0	38t	2
11/17 Oakland	4	134	33.5	82t	1
11/24 Denver	3	62	20.7	28	0
12/1 Arizona	4	79	19.8	40t	1
12/8 @ Detroit	3	32	10.7	13	1
12/15 Tampa Bay	5	56	11.2	18	0
12/22 @ Green Bay	5	74	14.8	31	0

TOTALS	72	1,320	18.3	82t	7
1997	No.	Yds.	Avg.	Long	TD
12/28 @ Dallas	1	10	10.0	10	0

1997	No.	Yds.	Avg.	Long	TD
8/31 @ Buffalo	1	19	19.0	19	0
9/7 @ Chicago	12	118	9.8	21t	1
9/14 Tampa Bay	6	131	21.8	56	0
9/21 @ Green Bay	9	119	13.2	27t	2

9/28 Philadelphia	6	134	22.3	48t	1
10/5 @ Arizona	3	55	18.3	26	0
10/12 Carolina	2	65	32.5	56	0
10/26 @ Tampa Bay	4	52	13.0	18	0
11/2 New England	3	65	21.7	43	0
11/9 Chicago	1	21	21.0	21	0
11/16 @ Detroit	4	61	15.3	20	0
11/23 @ NY Jets	8	150	18.8	49	2
12/1 Green Bay	3	50	16.7	21	0
12/7 @ San Francisco	3	58	19.3	31	0
12/14 Detroit	2	19	9.5	10	0
12/21 Indianapolis	1	21	21.0	21	0

TOTALS	68	1,138	16.7	56	6
---------------	-----------	--------------	-------------	-----------	----------

1998	No.	Yds.	Avg.	Long	TD
12/27 @ NY Giants	5	89	17.8	33	1
1/3 @ San Francisco	5	114	22.8	53	0

TOTALS	10	203	20.3	53	1
---------------	-----------	------------	-------------	-----------	----------

1998	No.	Yds.	Avg.	Long	TD
9/6 Tampa Bay	1	3	3.0	3	0
9/13 @ St. Louis	2	13	6.5	11	0
9/20 Detroit	3	44	14.7	27	0
9/27 @ Chicago	3	22	7.3	10	0
10/5 @ Green Bay	4	89	22.3	56t	1
10/18 Washington	1	19	19.0	19	0
10/25 @ Detroit	4	38	9.5	13	1
11/1 @ Tampa Bay	6	117	19.5	44t	2
11/8 New Orleans	5	90	18.0	42	0
11/15 Cincinnati	2	21	10.5	12	0
11/22 Green Bay	3	18	6.0	11	0

TOTALS	34	474	13.9	56t	4
---------------	-----------	------------	-------------	------------	----------

1999	No.	Yds.	Avg.	Long	TD
9/12 @ Atlanta	2	13	6.5	8	0
9/19 Oakland	5	100	20.0	29	1
9/26 @ Green Bay	6	108	18.0	50	0
10/3 Tampa Bay	2	37	18.5	27	0
10/10 Chicago	1	23	23.0	23	0
10/17 @ Detroit	3	66	22.0	38	0
10/24 San Francisco	3	42	14.0	19	0
10/31 @ Denver	3	18	6.0	8	0
11/28 San Diego	4	46	11.5	15	1
12/6 @ Tampa Bay	6	63	10.5	21	0
12/12 @ Kansas City	3	41	13.7	17	0
12/20 Green Bay	5	73	14.6	26	0
1/2 Detroit	1	13	13.0	13	0

TOTALS	44	643	14.6	50	2
2000	No.	Yds.	Avg.	Long	TD
1/16 @ St. Louis	5	85	17.0	41	1

2000	No.	Yds.	Avg.	Long	TD
9/3 Detroit	3	46	15.3	17	0
9/10 @ San Diego	5	51	10.2	17	0
9/17 @ Seattle	0	0	0.0	0	0
9/24 Philadelphia	5	67	13.4	22	0
10/8 @ Chicago	1	6	6.0	6	0
12/24 St. Louis	2	36	18.0	19	0

TOTALS	16	206	12.9	22	0
---------------	-----------	------------	-------------	-----------	----------

2000	No.	Yds.	Avg.	Long	TD
12/30 St. Louis	3	27	9.0	12	0
1/16 @ Minnesota	2	29	14.5	16	0

TOTALS	5	56	11.2	16	0
---------------	----------	-----------	-------------	-----------	----------



98

FRED ROBBINS/DEFENSIVE TACKLE**HT.** 6-4**WT.** 313**DOB** 3-25-77**COLLEGE:** WAKE FOREST**ACQUIRED:** D2a FOR '00**NFL:** 2nd YEAR**VIKINGS:** 2nd YEAR**GAMES/STARTS** (reg. season, playoffs): 2000 (8/0, 0/0).

PRO Selected by the Vikings with their first pick in the 2nd round (55th overall) in the 2000 Draft...The second of three defensive linemen the Vikings took with their first three picks in the 2000 Draft...The Vikings obtained the pick used on Robbins as part of the Brad Johnson trade to Washington...**2000** Played in eight games as a rookie in a reserve role at defensive tackle...Finished the season with 5 tackles, 4 solo, a sack, and a tackle-for-loss...Inactive in the Divisional Playoff game vs. New Orleans (1/6/01) and NFC Championship game at NY Giants (1/14/01)...Saw time at nose tackle at Indianapolis (12/24), posting 2 tackles in the

regular-season finale...Inactive vs. Green Bay (12/17)...Played a reserve role at nose tackle vs. Detroit (11/30)...Had a season-high 2 tackles at Dallas (11/23) in the Thanksgiving Day game...Saw action at nose tackle vs. Carolina (11/19)...Played at Green Bay (11/6) on Monday Night Football...Posted his first NFL stats, making a tackle, a tackle-for-loss, and his first NFL sack when he threw the Buccaneers' Shaun King for a loss at Tampa Bay (10/29)...Played in his first NFL game in a reserve role at New England (9/17)...Inactive vs. Chicago (9/3), vs. Miami (9/10), at Detroit (10/1), vs. Tampa Bay (10/9), at Chicago (10/15), and vs. Buffalo (10/22).

COLLEGE Ranks 2nd on Wake Forest's career-record list with 15 quarterback sacks and 44 tackles-for-loss, topped only by Mike McCrary (Baltimore Ravens) with 31 sacks and 48 tackles-for-loss...All-Atlantic Coast Conference 2nd-team choice as a senior...Finished his career with 189 tackles, 132 solo, 44 tackles-for-loss, 15 sacks, 2 forced fumbles, a fumble recovery, and 5 passes defended...Started every game for three years at defensive tackle...Made all but one start as a redshirt freshman.

PERSONAL All-City and All-Northwest Florida selection his senior season at Tate (Pensacola, FL) High...Team captain...Made 83 tackles, 13 sacks, 7 forced fumbles and 2 blocked kicks his senior year...lettered three times in football...Sociology major...Father played basketball at Florida A&M...Resides in Pensacola, FL...Active in the Twin Cities community through the Tackle Hunger Food Drive.

ROBBINS' VIKINGS TOTALS


Year	Tackles			Sacks	PBU	TFL	QBH	FF	Special Teams		
	Solo	Asst.	Total						Solo	Asst.	Total
2000	1	4	5	1.0	0	1	0	0	0	0	0

59

CRAIG SAUER/LINEBACKER**HT.** 6-1**WT.** 241**DOB** 12-13-72**COLLEGE:** MINNESOTA**ACQUIRED:** UFA (Atl.) FOR '00**NFL:** 6th YEAR**VIKINGS:** 2nd YEAR

GAMES/STARTS (reg. season, playoffs): 1996 (16/1-Atl.), 1997 (16/1-Atl.), 1998 (16/6, 3/0-Atl.), 1999 (16/3-Atl.), 2000 (9/0). **Total** 73/11, 3/0 (Minn-9/0).

PRO Versatile player who can play all three linebacker positions...Special teams standout in his four seasons with the Falcons...Has made 11 starts at the linebacker position and has played in 73 contests throughout his career...Set a career-high with six starts in 1998...One of four current Viking players who were born and raised in Minnesota (Matt Birk, Corbin Lacinna, Todd Bouman)...Has made 52 special teams tackles in his five-year career...**2000** Tied for 6th on the team with 11 special teams tackle despite playing in just over half of the games on the season...Played in the first nine games of the season before being named inactive for game vs. Arizona (11/12)...Placed on injured reserve with recurring foot problem on November 14...Had a season-high 3 special teams tackles in a pair of games, vs. Chicago (9/3) in season-opener and at Detroit (10/1)...His 3 special teams stops vs. Chicago (9/3) was a team-high...Saw time at MLB at Tampa Bay (10/29) when Kailee Wong left the game with an injury...Had a pair of tackles from his LB spot and added 2 special teams tackles in Sunday Night Football game at



Chicago (10/15)...Missed the Vikings four preseason games with foot injury but was able to play in season opener...**1999** Appeared in all 16 games for the Falcons, making three starts at both SLB and WLB positions...Ended the season with 31 tackles (21 solo), a quarterback sack and a pass defended...Also contributed 6 special teams stops...Played in nickel situations in season opener vs. Minnesota (9/12) and recorded 6 defensive stops...Served as the special teams captain vs. Baltimore (10/3) and also made 2 tackles at his linebacker position...Recorded a team-high 2 special teams stops and a defensive stop at New Orleans (10/10)...Made his first start of the season vs. St. Louis (10/17) at SLB and finished with 3 tackles and his first career quarterback sack on the NFL's MVP Kurt Warner...Started his second game of the season at

Pittsburgh (10/25) and recorded 5 defensive stops...Started his third game of the season at will linebacker vs. Carolina (10/31) and was 2nd on the team with 8 tackles...Had a special teams tackle and a pass defended at linebacker vs. New Orleans (12/5)...Recorded a tackle on both special teams and defense vs. Arizona (12/26)...**1998** Played in all 16 games, making a career-high six starts...Finished with 36 tackles, an interception and 8 special teams stops...Made his starts at San Francisco (9/27), vs. Carolina (10/4), at NY Giants (10/11), vs. New Orleans (10/18), at NY Jets (10/25), and vs. St. Louis (11/1)...Had a game-high 11 tackles vs. NY Jets (10/25)...Made a career-high 4 special teams stops vs. San Francisco (11/15)...Made his first career interception against Indianapolis quarterback Peyton Manning (12/6)...Played in Super Bowl XXXIII vs. Denver (1/31/99)...**1997** Played in all 16 games, making one start...Finished the season with 7 tackles, and 6 special teams stops...Made his first start of the season vs. New Orleans (11/23) and finished the game with 3 tackles...Had his first career fumble recovery vs. Carolina (9/7) on a muffed punt return...**1996** Played in all 16 games, making one start...Finished the season with 14 tackles on defense and finished 2nd on the team with 21 special teams stops...Made 4 special teams tackles vs. St. Louis (12/15) and at Jacksonville (12/22)...Made his first career start at Jacksonville (12/22)...Recorded 5 special teams tackles at New Orleans (12/8)...Made his first career forced fumble vs. St. Louis (11/1).

COLLEGE Team Captain and leading tackler for the University of Minnesota his senior season...Captured Minnesota's prestigious Carl Eller Award as the teams top defensive player as a junior...Named All-Big Ten as a junior...Made 239 tackles, 27 tackles-for-loss, 4 fumble recoveries, 3 interceptions, 2 forced fumbles, and 7 sacks in his four-year career...Originally recruited by the Golden Gophers as a QB.

PERSONAL An academic All-Big Ten choice at the University of Minnesota...Earned his degree in business...Named an All-America safety and quarterback at Sartell (MN) High School...National Honor Society member...Earned three letters in basketball...Has five brothers and sisters...Two of his brothers, Kent and Kurt, were drafted by the National Hockey League, Kent taken in the 3rd round in 1998 by Nashville and Kurt taken in the 3rd round of the 2000 draft by Colorado...Craig and wife Shari have a daughter, Brynn (4/7/00)...Resides in Richmond, MN...Active in the Twin Cities community through the Vikings Super Challenge and Viking Victory Visits at local hospitals.

SAUER'S NFL TOTALS

Year	Tackles			Sacks	PBU	TFL	QBH	FF	Special Teams		
	Solo	Asst.	Total						Solo	Asst.	Total
1996 (Atl.)	7	7	14	0.0	0	—	2	1	—	—	21
1997 (Atl.)	7	0	7	0.0	0	—	1	0	—	—	6
1998 (Atl.)	25	11	36	0.0	1	—	2	0	—	—	8
1999 (Atl.)	21	10	31	1.0	1	—	5	0	6	0	6
2000	2	0	2	0.0	1	—	0	0	9	2	11
Totals	62	28	90	1.0	3	—	—	1	—	—	52

SINGLE-GAME CAREER HIGHS

Tackles	11	@ NY Jets, 10/25/98
Special Teams Tackles	5	@ New Orleans, 12/8/96
Interceptions	1	vs Indianapolis, 12/6/98
Sacks	1	vs. St. Louis, 10/17/99



97

TALANCE SAWYER/DEFENSIVE END

HT. 6-2

WT. 270

DOB 6-14-76

COLLEGE: UNLV

ACQUIRED: D6A FOR '99

NFL: 3rd YEAR

VIKINGS: 3rd YEAR



GAMES/STARTS (reg. season, playoffs) 1999 (2/0, 0/0), 2000 (16/16, 2/0). **Total:** 18/16, 2/0.

PRO Made big impact in his second season by starting all 16 games at RDE in 2000...Added a dimension to the Vikings pass rush by finishing 2nd on the team in sacks (6) and QB hurries (10)...Became only the 8th player in Vikings history to have 10+ tackles-for-loss in a season and only the 4th defensive lineman to accomplish the feat, joining Chris Doleman, Henry Thomas and Jerry Ball...Saw action in 2 games as a rookie and recorded a tackle vs. Oakland (9/19/99)...**2000** Established himself as the full-time starter at RDE after playing in only two games in his rookie season...Led the team with 10 tackles-for-loss and ranked 2nd on the team in sacks with 6 and QB hurries with 10...Ranked 2nd among Vikings defensive linemen with 51 tackles...Had most productive day of his career vs. Carolina (11/19) when he had 6 tackles, 2 sacks, 2 tackles-for-loss, a fumble recovery and a QB hurry...Notched sacks in back-to-back games, at Detroit (10/1) and vs. Tampa Bay (10/9) on Monday Night Football...Sack of Charlie Batch at Detroit (10/1) was his first NFL sack...Posted season-high 8 tackles in games vs.

Carolina (11/19) and vs. Chicago (9/3) in season-opener...Notched season-high 3 QB hurries at Detroit (10/1)...Had 5 tackles and a tackle-for-loss vs. Green Bay (12/17)...Notched 5 tackles and a QB hurry vs. Arizona (11/12)...Had 5 tackles and a tackle-for-loss at Chicago (10/15) on Sunday Night Football...**1999** Played in two games during rookie season...Saw first NFL action and had first career tackle vs. Oakland (9/19)...Saw special teams action vs. San Francisco (10/24)... First of two players selected in the 6th round by the Vikings (185th overall) in the 1999 NFL draft...First UNLV player drafted by the Vikings in history and the first from UNLV in the NFL since Henry Bailey went in the 7th round to the Pittsburgh Steelers in 1995.

COLLEGE Ranks 2nd all-time in school history with 50 tackles-for-loss...During college career he played well against some of the top offensive linemen in the nation, including future 1st-round draft choices John Tait (BYU), Aaron Gibson (Wisconsin) and Kyle Turley (San Diego State)...A 1st-Team All-WAC selection and honorable mention All-American as a senior in 1998...Started all 11 games at left defensive end...Voted Most Valuable Player for the Rebels following the '98 campaign...Had a career-high 22 tackles-for-loss, which again led the conference, and ranks him in second all-time at UNLV with 50...Ranked among the 15 best defensive ends in college football by *The Sporting News* prior to the 1998 season...A 1st-Team All-WAC conference selection as a junior in 1997...Led the conference with 18 tackles-for-loss...Moved from tight end to defensive end during fall camp in 1996...One of seven true freshmen to start a game for the Rebels in 1995...Earned first start as a tight end at Iowa State.

PERSONAL All-State in his senior season at Bastrop High in Bastrop, LA...All-District-2 selection his sophomore and junior years...All-District selection in basketball his first 3 years in high school...Majored in criminal justice at UNLV...Involved in Boys Club of America...Active in the Twin Cities community through Vikings Victory Visits to the Ronald McDonald House, Fairview-University Children's Hospital and a supporter of the Minnesota DARE Program.

SAWYER'S VIKING TOTALS

Year	Tackles			Sacks	PBU	TFL	QBH	FF	Special Teams		
	Solo	Asst.	Total						Solo	Asst.	Total
1999	0	1	1	0.0	0	0.0	0	0	0	0	0
2000	30	21	51	6.0	1	10.0	10	0	0	0	0
Totals	30	22	52	6.0	1	10.0	10	0	0	0	0

OPPONENT'S FUMBLES RECOVERED

Year	No.	Yds.	Avg.	Lg	TD
2000	2	0	0.0	0	0

SINGLE-GAME CAREER HIGHS

Tackles.....	6	vs. Chicago, 9/3/00; vs. Carolina, 11/19/00
Solos	5	vs. Carolina, 11/19/00
Tackles for Loss	2	vs. Carolina, 11/19/00
Sacks	2.0	vs. Carolina, 11/19/00
QB Hurries	3	@ Detroit, 10/1/00
Fumble Recoveries	1	vs. Carolina, 11/19/00; @ Dallas, 11/23/00

41

CAREY SCOTT/CORNERBACK

HT. 5-11

WT. 207

DOB 8-11-78

COLLEGE: KENTUCKY STATE

ACQUIRED: D6 FOR '01

NFL: ROOKIE

VIKINGS: ROOKIE

PLAYERS



PRO Selected by the Vikings in the 6th round of the 2001 NFL Draft out of Kentucky State...One of five defensive players the Vikings selected in 2001 and two defensive backs taken by the team...Aggressive player with size, strength and speed to compete at the NFL level despite playing in a Division II program in college...Raw talent the Vikings coaches look forward to molding...The second player in recent Vikings history from Kentucky State, joining free agent offensive lineman Travis Hardin in 1998...Joins recent Vikings 6th-round draft choices like Robert Tate (1997), Matt Birk (1998) and Talance Sawyer (1999).

COLLEGE Durable performer who started 34 of the 38 games he played in college...A 2nd-Team All-Southern Intercollegiate Athletic Conference choice as a junior and senior...Had 9 career interceptions at KSU and 24 passes defended...Averaged over 20 yards per return on 14 kickoff returns during his career...2000 Honored as an All-Southern Intercollegiate Athletic Conference 2nd-Team choice in back-to-back seasons...Started nine games at CB for the

Thorobreds...Notched 32 tackles (26 solo) with 10 pass breakups and a tackle for loss...Returned 3 kickoffs for 65 yards (21.7 avg.)...Missed games vs. West Virginia State and Clark-Atlanta with a shoulder sprain...Notched 5 tackles, a pass deflection and a tackle for loss vs. Tuskegee...Had 3 tackles, a pass defended and a 22-yard kickoff return vs. Miles...Returned a pair of kickoffs for 43 yards, had 4 tackles and a pass defended vs. Lane...Had 3 tackles and 2 passes defended against Kentucky Wesleyan and Fort Valley State...Posted 5 tackles and a pass defended vs. Arkansas-Pine Bluff...Ended college career with a season-high 7 tackles at Eastern Kentucky...1999 Honored as a 2nd-Team All-SIAC choice in his first season as a CB...Started six games at CB and saw time in eight games on the season...Notched 20 tackles, 6 passes defended and 3 interceptions on the season...Returned 9 kickoffs for 186 yards (20.7 avg.), blocked a kick, recovered a fumble and returned a punt on the season...Notched first interception of the season vs. Morehouse and deflected a pair...Posted 5 tackles, a pass defended and an interception vs. Clark-Atlanta...Had an interception, 2 pass deflections and returned a kick 46 yards vs. Morris Brown...1998 Saw time in 10 games on the season and started 8 at free safety...Posted 16 tackles, career-high 4 interceptions and 4 passes defended...Had a pair of kickoff returns for 34 yards and a punt return...Batted down a pass and returned an interception 16 yards vs. Lane...Had 4 tackles, an interception and deflected a pass that intercepted by a teammate...1997 Started 11 games at free safety...Posted 20 tackles, 2 interceptions and 4 passes defended...1996 Redshirted as a free safety.

PERSONAL Graduate of Beach High in Savannah, GA...Majored in criminal justice at KSU...Excelled in football and track at Beach High as a defensive back and receiver and on the relay teams...Ran on the Kentucky State track team where he earned All-America honors as a sophomore and junior in the 4x100 relay.

SCOTT'S COLLEGE TOTALS

DEFENSE

Year	Tackles		Total	Sacks	PBU	TFL	FF	FR	INT
	Solo	Asst.							
1997.....	15	5	20	0.0	4	1	0	0	2
1998.....	12	4	16	0.0	4	0	0	0	4
1999.....	10	10	20	0.0	6	0	0	0	3
2000.....	26	6	32	0.0	10	1	0	0	0
Totals	63	25	88	0.0	24	2	0	0	9

KICKOFF RETURNS

Year	No.	Yds.	Avg.	Lg	TD
1998.....	2	34	17.0	19	0
1999.....	9	186	20.7	46	0
2000.....	3	65	21.7	30	0
Totals	14	285	20.4	46	0

29

WASSWA SERWANGA/CORNERBACK**HT.** 5-11**WT.** 203**DOB** 7-23-76**COLLEGE:** UCLA**ACQUIRED:** W (KC) FOR '00**NFL:** 3rd YEAR**VIKINGS:** 3rd YEAR

GAMES/STARTS (reg. season, playoffs): 1999 (9,0-S.F.), 2000 (7/2, 2/2). **Total:** 16/2, 2/2 (Minn-7/2, 2/2).

PRO Worked his way into the Vikings starting lineup at LCB at the end of the 2000 season...Acquired off waivers from Kansas City following 2000 training camp...Spent the 1999 season with San Francisco...Twin brother, Kato, is a defensive back with the New England Patriots...Re-united in 2001 with former Kansas City Chiefs defensive backs coach Willie Shaw...**2000** Started the final 2 regular-season games of the season and both playoff contests at LCB...Earned first NFL start vs. Green Bay (12/17) along with starting regular-season finale at Indianapolis (12/24)...Started Divisional Playoff vs. New Orleans (1/6/01) and NFC Championship at NY Giants (1/16/01)...Led Vikings defensive backs with 6 tackles and 3 passes defended in Divisional Playoff vs. New Orleans (1/6/01)...Notched career-high and team-high 11 tackles at Indianapolis (12/24)...Had 3 solo tackles each at St. Louis (12/10) and vs. Green Bay (12/17)...His 3 tackles at St. Louis (12/10) were his first defensive stats as a Viking...Had special teams tackles vs. Arizona (11/12) and vs. Carolina (11/19)...Saw first action as a Viking vs. Arizona (11/12)...Inactive for the first nine games of the season...**1999** Saw time in nine regular-season games for the 49ers...Moved from San Francisco practice squad to the 53-man roster on October 12...Spent 1999 training camp with 49ers before being one of the last roster cuts...Posted 5 tackles and a pair of passes defended on the season...Had 3 solo tackles vs. Washington (12/26)...**1998** Entered NFL as an undrafted free agent with Chicago but was released

prior to start of the regular season.

COLLEGE Played college football at three schools, UCLA (1996, 1997), Pacific (1995) and Sacramento State (1994)...Had 48 tackles, 5 sacks and 4 interceptions as a senior at UCLA...Had 32 tackles and 4 sacks in 1996...Moved to UCLA from Pacific after the school dropped its football program after the 1995 season...Had 23 tackles and 3 interceptions in 1995...Originally enrolled at Sacramento State in 1994 and played his freshman season there.

PERSONAL Native of Uganda, but attended high school in Sacramento, CA...Majored in pre-psychology at UCLA...Lettered in track and field in high school...Active in the Twin Cities community through Vikings Victory Visits to local hospitals and was a presenter at the Edina Chamber of Commerce's annual meeting.

**SERWANGA'S NFL TOTALS**

Year	Tackles			Sacks	PBU	TFL	QBH	FF	Special Teams		
	Solo	Asst.	Total						Solo	Asst.	Total
1999 (S.F.) . . .	5	0	5	0.0	2	0.0	0	0	-	-	5
2000	17	0	17	0.0	0	0.0	0	0	1	1	2
playoffs	8	3	11	0.0	4	0.0	0	0	0	0	0
Totals	22	0	22	0.0	2	0.0	0	0	-	-	7

SINGLE-GAME CAREER HIGHS

Tackles.....11 @ Indianapolis, 12/24/00
 Solos11 @ Indianapolis, 12/24/00
 Passes Defended1 vs. Washington, 12/26/99; @ Atlanta, 1/3/99

92

FERNANDO SMITH/DEFENSIVE END

HT. 6-6

WT. 284

DOB 8-2-71

COLLEGE: JACKSON STATE

ACQUIRED: FA FOR '01

NFL: 8th YEAR

VIKINGS: 6th YEAR


PLAYERS



GAMES/STARTS (reg. season, playoffs): 1994 (7/0), 1995 (12/1), 1996 (16/16, 1/1), 1997 (12/11, 1/0), 1998 (15/0, 2/0-Jack.), 1999 (15/0-Balt.), 2000 (2/0-St.L.) (1/0, 2/2-Minn.). **Total:** 80/28, 6/3 (Minn-48/28, 4/3).

PRO Has played in 80 NFL games, including 28 career starts, all starts coming with the Vikings...Spent the 1998 season with Jacksonville and the 1999 season with Baltimore...Set the Baltimore Ravens record for fumble recoveries in a season with 3...Has 20 sacks in his six-year career, recording a career-high 9.5 sacks in 1996 with Minnesota...Named **NFC Defensive Player of the Week** with the Vikings in 1996...Originally selected by the Vikings in the 2nd round (55th overall) in the 1995 draft...**2000** Returned to the team late in the regular season after being released in the final roster cuts to 53 players in August...Started both playoff games at RDE...Led Vikings defensive line with 7 tackles, 5 solo, in

NFC Championship game at NY Giants (1/14/01)...Had 3 tackles and a QB hurry in Divisional Playoff vs. New Orleans (1/6/01)...Signed by Vikings on 12/20...Played in regular-season finale at Indianapolis (12/24) just days after being resigned by the team and had a pair of tackles...Spent two weeks with the St. Louis Rams during the 2000 regular season, seeing time vs. Atlanta (10/15) and at Kansas City (10/22)...Posted 3 tackles and a pass defended while with the Rams...Released by St. Louis on 10/24...Spent 2000 training camp with the Vikings but released on 8/27 when team made final roster cuts to 53 players...Signed with the Vikings as an unrestricted free agent on 3/10...**1999** Played in 15 games for the Baltimore Ravens, finishing the season with 37 tackles, 2 sacks, 2 passes defended, and a career-high 3 fumble recoveries...Had 2 tackles and recovered a Kurt Warner fumble at St. Louis (9/12)...Had 5 stops in only 24 plays vs. Cleveland (9/26)...Set a team record with 2 fumble recoveries in an overtime win at Atlanta (10/3) as well as recording a quarterback sack and a tackle...Inactive vs. Kansas City (10/21)...Made 2 tackles and a pass defended vs. Buffalo (10/31)...Recorded 2 tackles in a win at Cleveland (11/7)...Had 4 tackles, including a tackle-for-loss at Jacksonville (11/14), as the defense set a franchise record by allowing 132 net yards...Recorded 3 defensive stops at Cincinnati (11/21)...Made 3 tackles and a pass defended vs. Jacksonville (11/28)...Recorded 3 tackles, including a 9-yard quarterback sack vs. New Orleans (12/19)...**1998** Played in 15 games as well as both playoff games for the Jacksonville Jaguars, finishing the season with 26 tackles, 2 sacks and a fumble recovery...Recorded 5 tackles, a sack, 3 quarterback pressures and a fumble recovery vs. Baltimore (9/20)...Inactive vs. Miami (10/12) with a knee injury...Recorded his 2nd sack of the season vs. Cincinnati (11/8)...Made 2 tackles and a pass defended in the Wild Card game vs. New England (1/3/99)...Played in the Divisional Playoff game at NY Jets (1/10/99)...**1997** Finished the season with 57 tackles, 4 sacks, forced fumble, fumble recovery and pass defended with the Vikings...Missed five games due to hernia injury, at NY Jets (11/23), vs. Green Bay (12/1), at San Francisco (12/7), vs. Indianapolis (12/21), and Wild Card Game at NY Giants (12/27)...Recorded 6 tackles in the season opener at Buffalo (8/31)...Added another 6 tackles two weeks later vs. Tampa Bay (9/14)...Recorded 4 tackles and 1.5 sacks at Arizona (10/5)...Made a career-high 10 tackles vs. Carolina (10/12) and added a pass defended and fumble recovery...Had 5 tackles and 1.5 sacks at Tampa Bay (10/26)...Made 8 stops, 4 solo, vs. Chicago (11/9)...Made 2 tackles in the Divisional Playoff Game at San Francisco (1/3/98)...**1996** Started in all 16 games, with a career-high 79 tackles, 9.5 sacks, 6 passes defended, 4 tackles-for-loss, 2 fumble recoveries and a forced fumble...Finished 2nd on the team and tied for 13th in the NFC with 9.5 sacks...Led all Viking linemen in tackles and passes defended...Had a career-best 2 sacks at NY Giants (9/29), vs. Denver (11/24) and at Detroit (12/8)...Made 6 tackles, including a sack and added a forced fumble vs. Carolina (10/6)...Had a season-high 8 tackles at Tampa Bay (10/13)...Recorded 7 tackles and 1.5 sacks at Seattle (11/10)...Named **NFC Defensive Player of the Week** when he recorded 6 tackles, including 2 sacks in a 24-22 win at Detroit (12/8)...**1995** Played in 12 games, making 1 start, finishing with 10 tackles, 2.5 sacks, 2 passes defended, and a forced fumble...Led the team with 2 blocked kicks...Made his first career start in season opener at Chicago (9/3)...Recorded his first career sack vs. Detroit (9/10)...Missed four games due to pulled hamstring



at Pittsburgh (9/24)...Had a sack and forced fumble vs. Cleveland (12/9)...Tied for the lead among Viking defensive linemen in passes defended with 2...**1994** Finished the season with 6 tackles in seven games, including tackle-for-loss and 3 special teams stops on kickoff coverage...Played in his first NFL game at Green Bay (9/4)...Made 3 tackles at defensive end vs. Tampa Bay (11/27).

COLLEGE Led Jackson State with 131 tackles, 11 sacks, 14 tackles-for-loss, 2 fumble recoveries and 5 passes defended in his senior season...Earned Southwestern Athletic Conference Defensive Player of the Week with 18 tackles, 2 sacks and a fumble recovery vs. Grambling...Named 1st

Team All-SWAC as a junior and senior...Played in Blue/Gray Classic.

PERSONAL All-conference and All-city at Northwestern High School (Flint, MI)...Majored in Criminal Justice...Brother, Antonio, played for the Michigan State basketball team that advanced to the Final Four in 1998...Brother, Robaire, was a defensive end (Walter Camp All-America) for the Spartans and was drafted in the 6th round of the 2000 NFL Draft by the Tennessee Titans...Cousin Jeff Grayer, played in the NBA for 10 seasons...Has two daughters, Quantiash (1/30/90) and Tyna (9/20/95).

SMITH'S NFL TOTALS

Year	Tackles			Sacks	PBU	TFL	QBH	FF	Special Teams		
	Solo	Asst.	Total						Solo	Asst.	Total
1994	5	1	6	0.0	0	1.0	-	0	3	0	3
1995	3	7	10	2.5	2	0.0	-	1	1	0	1
1996	36	43	79	9.5	6	4.0	-	1	0	0	0
playoffs	1	2	3	0.0	1	0.0	-	0	0	0	0
1997	23	34	57	4.0	1	0.5	-	1	0	0	0
playoffs	1	1	2	0.0	0	0.0	-	0	0	0	0
1998 (Jack.)	9	17	26	2.0	1	0.0	-	0	0	0	0
playoffs	2	0	2	0.0	1	0.0	-	0	0	0	0
1999 (Balt.)	16	21	37	2.0	2	0.0	-	0	0	0	0
2000 (St. L.)	3	0	3	0.0	1	0.0	-	0	0	0	0
2000 (Minn.)	1	1	2	0.0	0	0.0	0	0	0	0	0
playoffs	7	3	10	0.0	0	0.0	0	0	0	0	0
Totals	96	124	220	20.0	13	5.5	-	3	4	0	4
playoffs	11	6	17	0.0	2	0	0	0	0	0	0

SINGLE-GAME CAREER HIGHS

Tackles.....8	@ Tampa Bay, 10/13/96
Solos4	@ NY Giants, 9/29/96; @ Seattle, 11/10/96
Sacks.....2	@ NY Giants, 9/29/96; vs. Denver, 11/24/96; @ Detroit, 12/8/96
Fumble Recoveries2	@ Atlanta, 10/3/99
Tackles For Loss1.5	vs. Seattle, 11/10/96



KOREY STRINGER/TACKLE

HT. 6-4

WT. 335

DOB 5-8-74

COLLEGE: OHIO STATE

ACQUIRED: D1b FOR '95

NFL: 7th YEAR

VIKINGS: 7th YEAR



GAMES/STARTS (reg. season, playoffs): 1995 (16/15, 0/0), 1996 (16/15, 1/1), 1997 (15/15, 2/2), 1998 (14/14, 2/2), 1999 (16/16, 2/2), 2000 (16/16, 2/2). **Total:** 93/91, 9/9.

PRO Made first appearance in the **Pro Bowl** following the 2000 season, the fifth different Vikings offensive lineman to play in the Pro Bowl in the past three seasons (Matt Birk, Jeff Christy, Randall McDaniel, Todd Steussie and Stringer)...Has consistently raised his level of play and continues establishing himself as one of the top tackles in the NFL...Has started every game he has played in over the past 65 games...Last game he played in but did not start was vs. Denver (11/24/96) when he did not start due to ankle injury but saw time on special teams...Has played in 93 of a possible 96 games in his six-year career...Ranks 7th in club history for starts by a tackle with 91...Has started all nine post-season games he has played in with Minnesota...Over the 1998 and '99 seasons the Vikings offensive line has only



allowed a sack every 15.6 pass attempts...Minnesota has averaged 375.4 net yards per game over the past three seasons...Teams with right guard David Dixon to give Minnesota an overpowering presence on the right side...**2000** Earned first career berth in the **Pro Bowl**...Consistently graded highest of the Vikings offensive linemen...Cleared path for Robert Smith to set team record for single-season rushing (1,521 yards) and break the Vikings career rushing record, setting the new mark at 6,818 yards...Helped Smith become the first Vikings RB to lead the NFC in rushing and earn a second career trip to the Pro Bowl...Started all 16 games for the second time in his career...Has started every playoff game since joining the team in 1995...Protected first-year starting QB Daunte Culpepper during his breakout season, helping the untested QB earn the starting spot in the Pro Bowl...Vikings ranked 5th in the NFL in total offense and led the League in rushing offense for much of the season...Minnesota's 5,961 yards of total offense on the season (372.6 yards per game) was the 2nd highest total in Dennis Green's nine seasons with the team...**1999** Started all 16 games for the first time in his career...Has paved the way for college teammate Robert Smith to become only the 2nd player in team history to post three consecutive 1,000-yard rushing seasons...Left game vs. Oakland (9/19) with knee injury but returned to start at Green Bay (9/26) and missed only 2 plays of the Packers game...Part of an offensive line in which all five linemen started the entire season...Part of an offense that was ranked 3rd (362.1 ypg.) in total offense in the NFL...Helped quarterback Jeff George throw for 2,816 yards, 23 touchdowns, and 3rd best quarterback rating in the NFL...Provided time to help Cris Carter lead the NFL in touchdown receptions (13) as well as helping Randy Moss lead the NFC in reception yardage (1,413)...Keyed an offense that produced a 100-yard rusher and receiver for only the second time in team playoff history vs. Dallas (1/9/00), helping running back Robert Smith gain a team playoff record 140 yards on the ground...**1998** Named to *College & Pro Football Weekly's 2nd Team All-Pro* squad...Key element of an offensive line that allowed only 25 sacks in 533 pass attempts...Instrumental in Robert Smith's back-to-back 1,000-yard rushing seasons...Paved way for the most potent offense in NFL history, scoring a league-record 556 points...Vikings were ranked 2nd in the NFL in total offense, averaging 391.5 yards per game

(270.5 passing, 121.0 rushing)...Cleared running room for Robert Smith and Leroy Hoard to set a team record for rushing yards by a tandem with 1,666, breaking the old mark of 1,617 set by Terry Allen and Roger Craig...Protected Randall Cunningham as he threw for a team-record 34 touchdowns and helped Randy Moss set an NFL rookie record with 17 touchdown receptions...In two games against 1998 Defensive Player of the Year Reggie White of Green Bay, who led the NFL with 16 sacks in 1998, Stringer helped shut White down and hold without a sack...Left game at Baltimore (12/13) with groin injury...Inactive for game vs. Jacksonville (12/20) and at Tennessee (12/26)...Returned to starting spot at RT in Divisional Playoff game vs. Arizona (1/10/99) and NFC Championship game vs. Atlanta (1/17/99)...**1997** Helped pave the way for Robert Smith to rush for a team record 1,266 yards...Started 15 games...Deactivated for game vs. Carolina (10/12) due to injured knee sustained at Arizona (10/5)...**1996** Started 15 of the 16 games...Missed start vs. Denver (11/24) due to a injured ankle...Sustained injury at Oakland (11/17)...Part of line that produced two multiple 100-yard rushers (Robert Smith, Leroy Hoard)...Vikings finished 5th in NFC in total offense (325.3)...**1995** Thrust into action at right tackle in the opener vs. Chicago (9/3) after starter Rick Cunningham left the game with a knee injury...Started first NFL game vs. Detroit (9/10)...Started every game the rest of the season at RT...Named to **All-Rookie** team by *College and Pro Newsweekly* and *Football News*...Helped Vikings set a then single-season team records for points (412) and net yards (5,938)...Was the 24th overall selection in the 1995 draft...Third offensive lineman taken in the '95 draft after Tony Boselli (2nd overall) and Ruben Brown (14th)...Second of eight Ohio State players chosen in '95.

COLLEGE Consensus All-America in 1994...Became 1st Buckeye offensive lineman to become a 2-time All-America since Chris Ward in 1976 and '77...Named the Big Ten Offensive Lineman of the Year in '93 and '94...Ohio State's Most Valuable Player in '94...Along with Dan Wilkinson, became the first OSU sophomore to earn All-America honors since 1979 in '93...Big Ten Freshman of the Year in '92 despite only six starts.

PERSONAL Unanimous All-America and two-time All-State choice at Harding High School in Warren, OH...Named the Ohio Division I Lineman of the Year as a senior...Led Harding to a 14-0 record and the state title his junior year...Majoring in recreational education at OSU...Active in the Twin Cities community with his Korey's Crew program through "Viking Super Challenge" at local schools and with the St. Paul Public Library and as a celebrity server at the PACER (Parent's Advocacy Coalition for Education Rights) Taster...Owns and operates Dynamic Computer Services with former Vikings and OSU teammate LeShun Daniels...Korey and wife, Kelci, have a son, Kodie Drew (2/20/98).



Korey Stringer, through his Korey's Crew program, visits the St. Paul Public Library throughout the season.

28

ROBERT TATE/CORNERBACK

HT. 5-10

WT. 193

DOB 10-19-73

COLLEGE: CINCINNATI

ACQUIRED: D6 FOR '97

NFL: 5th YEAR

VIKINGS: 5th YEAR



GAMES/STARTS (reg. season, playoffs): 1997 (4/0, 0/0), 1998 (15/1, 1/0), 1999 (16/1, 2/2), 2000 (16/16, 2/2). **Total** 51/18, 5/4.

PRO Started all 16 games of 2000 at RCB after starting the regular-season finale and both playoff games in 1999...Made the switch from offense to defense in 1999...Multi-dimensional player who has played wide receiver, cornerback, punt returner, and kick returner...Has also established himself as a key special teams contributor...**2000** Defensive stalwart for the team started all 16 regular-season games and both playoff contests at RCB...Led the team in passes defended (13), tied for team lead in interceptions (2) and ranked 5th on the club in tackles (70)...Had interceptions in each of the final three games of the season, snaring one against Peyton Manning at Indianapolis (12/24) in regular-season finale and in both postseason games, picking off Aaron Brooks in Divisional Playoffs vs. New Orleans (1/6/01) and Kerry Collins in NFC Championship game at NY Giants (1/14/01)...Had most productive game of the season vs. Carolina (11/19) with 10 tackles, 3 passes defended and first interception of the season...Posted 6 tackles, a pass defended, a forced fumble and an interception in NFC Championship game at NY Giants (1/14/01)...Had 2 tackles, a pass defended and an interception vs. New Orleans (1/6/01) in Divisional Playoff game...Notched 6 tackles, a pass defended and an interception in regular-season finale at Indianapolis (12/24)...Posted 7 solo tackles and a pass defended vs. Green Bay (12/17)...Had 6 tackles at St. Louis (12/10)...Posted 4 tackles vs. Detroit (11/30)...Had 4 tackles and a pass defended at Dallas (11/23) on Thanksgiving Day...Set career-highs with 10 tackles and 3 passes defended vs. Carolina (11/19)...Had a tackle and first career fumble recovery vs. Arizona (11/12)...Notched a tackle and a pass defended at Green Bay (11/6) on Monday Night Football...Posted 4 tackles and a pass defended at Tampa Bay (10/29)...Had 5 tackles, a forced fumble and a pass defended vs. Buffalo (10/22)...Notched 5 tackles and his first career forced fumble vs. Tampa Bay (10/9) on Monday Night Football...Posted 7 tackles and a pair of passes defended...Notched 3 tackles at New England (9/17)...Had a pair of tackles and 2 passes defended vs. Miami (9/10)...Had 4 tackles in season-opener vs. Chicago (9/3)...**1999** Finished the season starting the last three games at cornerback after converting from wide receiver midway through the season...Played in all 16 games at multiple positions...Returned both kickoffs and punts, ranking 4th in the NFL with a 25.1 kickoff return average...Recorded 16 tackles, 8 passes defended and an interception in five regular-season games at nickel back...Finished the post-season with 4 tackles and a pass deflection in 2 postseason

starts...The second player in Viking history to have a reception (vs. Tampa, 10/3) and an interception (vs. Detroit, 1/2/00) in the same season...Returned 6 kickoffs for 177 yards, tied for 5th most yards in a single game in Viking history, including a 76-yard return for a touchdown at Kansas City (12/12)...His kickoff return for a touchdown was one of 8 in Viking history...His kickoff return and Randy Moss's punt return at Kansas City was the first time in Viking history that a kickoff and punt were returned for a touchdown in the same game...His kickoff return for a touchdown and Moe Williams' kickoff returned for a touchdown (at NY Giants, 12/26), marked the first time in Viking history that 2 kickoffs were returned for touchdowns in the same season...Made 7 tackles, 6 solo, and 3 pass deflections in a win at NY Giants (12/26)...Had his finest game at defensive back when he recorded 7 solo tackles, 3 pass deflections, and an interception in the season finale vs. Detroit (1/2)...Had 7 kickoff returns for 151 yards in the Divisional Playoff game vs. St. Louis (1/16), the most single-game returns and return yards in Viking playoff history...His 9 kickoff returns in post-season play tied him for 1st all-time (David Palmer '97) in Viking playoff history for a single season...178 total playoff kick return yards ranks him 2nd all-time in Viking history for return yards in a post-season...**1998** Ended the season 3rd on the team with 14 special teams tackles and second with 13 solo special teams tackles despite missing a game with injury...Had season-high 2 special teams tackles in back-to-back weeks vs. Washington (10/18) and at Detroit (10/25)...Had first career reception on a 17-yard pass from Randall Cunningham, converting a 3rd down for a first down vs. Green Bay (11/22)...Had first NFL start vs. Chicago (12/6)...Inactive for season finale at Tennessee (12/26) with hamstring injury...**1997** Led team with 6 kickoff returns for 62 yards at Chicago (9/7)...Deactivated vs. Tampa Bay (9/14)...Recorded 77 kickoff return yards with a season-long 36-yard return at Green Bay (9/21)...Played at wide receiver and on kickoff returns vs. Philadelphia (9/28), accumulating 57 return yards on 3 attempts...Deactivated at Arizona (10/5) due to ankle injury suffered the previous week...Placed on



RUNNING IN A FAST CROWD

Robert Tate began his career as a standout on special teams coverage and as a return man. His switch from receiver to cornerback continued to show the versatility of one of the Vikings fastest players. His 177 yards on kickoff returns at Kansas City (12/12/99) ranks among the team's top five all time for a single game.

VIKINGS SINGLE GAME KICKOFF RETURN YARDAGE

Player	Yards	Game
Robert Smith	216	@ Detroit (12/17/94)
Qadry Ismail	207	@ Detroit (11/23/95)
Qadry Ismail	188	@ San Fran. (12/18/95)
Buster Rhymes	182	vs. Chicago (9/19/85)
Bob Grim	177	vs. St. Louis (10/8/67)
Robert Tate	177	@ Kansas City (12/12/99)
Troy Walters	177	vs. Green Bay (12/17/00)

injured reserve October 8th with an ankle injury...Drafted in 6th round (183rd overall) of 1997 draft by Minnesota.

COLLEGE Averaged 36.4 yards per touchdown catch, with four of over 50 yards, during career...Conference USA Offensive Player of the Year and Conference USA Special Teams Player of the Year in '95...First player ever to earn 1st-team Conference USA recognition at two positions (wide receiver, return specialist)...Received AT&T Long Distance Award in his junior season for leading nation in kickoff returns with a school season-record 34.3 average...Set Cincinnati season record for all-purpose yards (1,685).

PERSONAL Attended same high school (John Harris in Harrisburg, PA) as Vikings Head Coach Dennis Green...Scored school-record 19 touchdowns at Milford Academy Prep in '92...All-America running back as senior at Harris High School...Rushed for more than 1,000 yards three times during high school career...First four-sport letterman in high school history...Majored in general studies at Cincinnati...Active in the Twin Cities community through Vikings Victory Visits to the VA Hospital and Fairview-University Children's Hospital...Serves as the team spokesman for DARE (Drug Abuse Resistance Education)...Participated in the Vikings Arctic Blast benefiting the Viking Children's Fund in 2000 and 2001.

TATE'S VIKINGS TOTALS

Tackles							Special Teams				
Year	Solo	Asst.	Total	Sacks	PBU	TFL	QBH	FF	Solo	Asst.	Total
1997	0	0	0	0.0	0	0.0	0	0	1	1	2
1998	0	0	0	0.0	0	0.0	0	0	13	1	14
1999	15	1	16	0.0	8	0.0	0	0	1	2	3
playoffs	4	0	4	0.0	1	0.0	0	0	0	0	0
2000	58	12	70	0.0	13	0.0	0	2	3	1	4
playoffs	7	1	8	0.0	2	0.0	0	1	0	0	0
Totals	73	13	86	0.0	21	0.0	0	2	18	5	23
playoffs	11	1	12	0.0	3	0.0	0	1	0	0	0

KICKOFF RETURNS

Year	No.	Yds.	Avg.	Lg	TD
1997	10	196	19.6	36	0
1998	2	43	21.5	23	0
1999	25	627	25.1	76t	1
playoffs	9	178	19.8	25	0
Totals	37	866	23.4	76t	1

INTERCEPTIONS

Year	No.	Yds.	Avg.	Lg	TD
1999	1	18	18.0	18	0
2000	2	12	6.0	12	0
playoffs	2	5	2.5	4	0
Totals	3	30	10.0	18	0

SINGLE-GAME CAREER HIGHS

Tackles.....	10	vs. Carolina, 11/19/00
Solos	9	vs. Carolina, 11/19/00
Interceptions.....	1	vs. Detroit, 1/2/00; vs. Carolina, 11/19/00; @ Indianapolis, 11/24/00
Long Int. Return	18	vs. Detroit, 1/2/00
Forced Fumble	1	vs. Tampa Bay, 10/9/00; vs. Buffalo, 10/22/00
Fumble Recovery.....	1	vs. Arizona, 11/12/00
Passes Defensed	3	vs. Carolina, 11/19/00
Kickoff Returns	6	@ Kansas City, 12/12/99
Kickoff Ret. Yds.	177	@ Kansas City, 12/12/99

RECEIVING

Year	No.	Yds.	Avg.	Lg	TD
1998	1	17	17.0	17	0
1999	1	3	3.0	3	0
Totals	2	20	10.0	17	0

RUSHING

Year	No.	Yds.	Avg.	Lg	TD
1998	1	4	4.0	4	0

OPPONENT'S FUMBLES RECOVERED

Year	No.	Yds.	Avg.	Lg	TD
2000	1	0	0.0	0	0

42

ORLANDO THOMAS/SAFETY

HT. 6-1

WT. 225

DOB 10-21-72

COLLEGE: SW LOUISIANA

ACQUIRED: D2a FOR '95

NFL: 7th YEAR

VIKINGS: 7th YEAR



GAMES/STARTS (reg. season, playoffs): 1995 (16/11), 1996 (16/16, 1/1), 1997 (15/13, 2/0), 1998 (16/16, 2/2), 1999 (13/12), 2000 (9/9, 1/1). **Total**-85/77, 6/4.

PRO Ranks 8th in Vikings history with 21 career interceptions, trailing John Turner for 7th place with 22...His 77 career starts is 5th in team history among safeties, trailing Tommy Hanson's 103...As a rookie his 9 interceptions nearly tied the Vikings single-season record of 10 set by Hall of Famer Paul Krause in 1975...In his six NFL seasons he has 31 takeaways, 21 interceptions and 10 fumble recoveries...His 10 fumble recoveries ties him for 3rd-most in Vikings history among defensive backs, trailing Joey Browner's 17, Tommy Hanson's 11 and matching the mark of 10 by Paul Krause...Has 436 career tackles...His 8 forced fumbles ranks 2nd among all-time Vikings defensive backs, trailing only Joey Browner's 18...**2000** Started all nine games he played in on the season and the Divisional Playoff game vs. New Orleans (1/6/01)...Missed seven games (at Green Bay 11/6 vs. Green Bay 12/17) in November and December with broken left scapula suffered at Tampa Bay (10/29)...Returned from scapula injury to start in regular-season finale at Indianapolis (12/24) and in Divisional Playoff vs. New Orleans (1/6/01)...Notched 21st career interception when he picked off Charlie Batch at Detroit (10/1)...Had fumble recoveries vs. Buffalo (10/22) and vs. Tampa Bay (10/9) on Monday Night Football...Tied with Tarence Sawyer for team lead with 2 fumble recoveries...Earned first full sack of his career at New England (9/17)...Placed on injured reserve in week leading to NFC Championship at NY Giants (1/14/01) with knee and shoulder injuries...Had season-high 10 tackles, a pass defended and an interception at Detroit (10/1)...In first game back from injury posted 3 solo tackles in regular-season finale at Indianapolis (12/24)...Inactive for 7 games, at Green Bay (11/6), vs. Arizona (11/12), vs. Carolina (11/19), at Dallas (11/23), vs. Detroit (11/30), at St. Louis (12/10) and vs. Green Bay (12/17)...Had 4 solo tackles at Tampa Bay (10/29) before leaving the game with broken scapula...Notched 5 tackles, a pass defended and a fumble recovery vs. Buffalo (10/22)...Posted 3 solo tackles and a pass defended at Chicago (10/15)...Had 6 tackles, a season-high 2 passes defended and a fumble recovery vs. Tampa Bay (10/9) on Monday Night Football...Had 4 tackles, a tackle-for-loss and his first career full sack when he caught Drew Bledsoe at New England (9/17)...Had 6 tackles, 5 solo, in season-opener vs. Chicago (9/3)...**1999** Started 12 of the first 14 games of the season before being placed on injured reserve with a broken scapula...Was inactive for game at Kansas City (12/12) with hamstring injury...Came back to start the next week vs. Green Bay (12/20) on Monday Night

Football where he broke his scapula...Placed on injured reserve December 22...Ranked 5th on the team with 78 tackles (55 solo)...Tied for team lead among defensive backs with a pair of forced fumbles...Tied for 2nd on the team with 2 interceptions...Had interceptions in back-to-back games vs. San Francisco (10/24) and at Denver (10/31)...Returned interception of a Brian Griese pass at Denver (10/31) 27 yards for a touchdown, the 2nd interception return score of his career...Picked off Jeff Garcia vs. San Francisco (10/24), the first interception of his career against the 49ers...Tied his career-high with a pair of tackles-for-loss on the season...Forced and recovered a fumble by Ronnie Harris in the season-opener at Atlanta (9/12) along with 5 solo tackles...Had a season-high 8 tackles at Green Bay (9/26)...Recorded a pair of passes defended at Chicago (11/14)...Tied season-high with 6 solo tackles vs. San Diego (11/28)...**1998** Ranked 4th on the team with 82 tackles...Started all 16 games for the 2nd time in his career, also starting every game in 1996...Had season-high 9 tackles at Chicago (9/27)...Had first sack action of his career when he caught Gus Frerotte for a half sack...Notched first interception of season against Brett Favre in a victory on Monday Night Football at Green Bay (10/5)...Had 8 tackles, 5 solo, vs. Cincinnati (11/15)...Recorded 8 tackles, all solo, in 46-36 victory at Dallas on Thanksgiving Day (11/26)...Notched 2nd interception of the season vs. Jacksonville (12/20) along with 4 tackles and 2 passes defended...Left Divisional Playoff game vs. Arizona (1/10) in 1st quarter with hamstring injury and did not return to the game...**1997** Changed jersey number from #43 to #42 prior to start of season...Had interceptions at Buffalo (8/31) and

VIKINGS CAREER INTERCEPTIONS

Player	INTs	Years
Paul Krause	53	1968-79
Bobby Bryant	51	1967-80
Ed Sharrockman	40	1962-72
Joey Browner	37	1983-91
Nate Wright	31	1971-80
Carl Lee	29	1983-93
John Turner	22	1978-83, '85, '87
Orlando Thomas	21	1995-2000

vs. New England (11/2)...Recovered 2 fumbles at Chicago (9/7), including a 20 yards for a touchdown...Tied for team lead in tackles (9) at Green Bay (9/21)...Deactivated for game vs. Carolina (10/12) due to a injured knee sustained at Arizona (10/5)...**1996** Had more interceptions (14) than any player in the NFL over his first 2 seasons (1995-96)...Led Vikings in interceptions for the 2nd straight season with 5...Had team's lone interception in playoff game at Dallas (12/28)...Started all 16 games and the playoff game at free safety...Sprained anterior cruciate ligament in left knee in second quarter of playoff game...Had knee surgery in January...Tied for 2nd on team in passes defended (16)...4th on team in tackles (94)...Tied career-high with 11 tackles at the NY Giants (9/29)...Led team in tackles (9) and had a fumble recovery at Green Bay (12/22)...Had interception at



Atlanta (9/8), vs. Chicago (10/28), at Oakland (11/17), vs. Denver (11/24) and vs. Tampa Bay (12/15)...Also had interception in playoff game at Dallas (12/28)...**1995** As a rookie led the NFL in interceptions (9)...First rookie to lead the league since Mark Carrier of Chicago with 10 in 1990...Led NFL in takeaways (13)...Named to **All-Rookie** team by *College & Pro Football Newsweekly*, *Football News* and *Pro Football Weekly/Pro Football Writers of America*...**2nd-Team All-NFC** by UPI...Tied for the NFL lead in opponents fumbles recovered

(4)...Led team in passes defended (19) and fumble recoveries (4)...Scored first NFL touchdown at Pittsburgh (9/24), taking a lateral from Jack Del Rio and returning it 45 yards for the score...Also had 2 interceptions, a team season-high 5 passes defended and was named *The Sporting News* **NFL Defensive Player of the Week** in that Steelers game...Steelers game was also his first NFL start...Started the next three games at strong safety and the final six games of the season at free safety...Led team in tackles (11) at Tampa Bay (10/15)...On Thanksgiving day at Detroit (11/23) returned a fumble on kickoff coverage 17 yards...Had 2 interceptions vs. Cleveland (12/9)...42nd overall choice...The second safety selected (Devin Bush, 26th overall, Atlanta) in 1995 Draft...The first player picked from USL since '92...Drafted with the highest choice ever used on a player from the school...Drafted with the earliest pick Minnesota has used on a safety since Joey Browner was selected in the 1st round in '83.

COLLEGE Leading interceptor (15) in NCAA Division I over his last two years of college...Second all time tackler (347) at Southwestern Louisiana...Started 42 games at safety at USL...Ranks 3rd all-time in school history with 18 interceptions...In 1994 tied for 5th in the nation in interceptions (6)...Became the first Ragin' Cajuns' player to earn All-America recognition from both wire services...A 2nd-team All-America selection by UPI and a 3rd-team pick by AP in '94...A 1st-team All-America by *Football News*...Big West Defensive Player of the Year in '94...Named Co-Big West Defensive Player of the Year in 1993 after leading the country in interceptions (9), which tied the school season record.

PERSONAL Born in Crowley, LA...Earned all-state honors at defensive back at Crowley High School...Crowley won the state title in '89...All-district in basketball...Finished 3rd in the state meet in the 400-meter...Anchored school's state championship mile relay team...Majored in criminal justice at USL...Has a daughter named Elena (11/6/95)...Active in the Twin Cities community through his support of Ronald McDonald House and his O.T.'s Troop program that supports the Make-A-Wish Foundation.

THOMAS' VIKINGS TOTALS

Year	Tackles			Sacks	PBU	TFL	QBH	FF	Special Teams		
	Solo	Asst.	Total						Solo	Asst.	Total
1995	46	10	56	0.0	19	2.0	-	3	12	2	14
1996	75	19	94	0.0	16	0.0	-	2	1	0	1
playoffs	2	0	2	0.0	1	0.0	-	0	0	0	0
1997	60	23	83	0.0	6	0.0	-	1	0	0	0
playoffs	3	0	3	0.0	0	0.0	-	0	0	0	0
1998	64	18	82	0.5	10	0.0	-	0	0	0	0
playoffs	5	1	6	0.0	0	0.0	-	1	0	0	0
1999	55	23	78	0.0	5	2.0	0	2	2	0	2
2000	35	8	43	1.0	6	1.0	0	0	0	0	0
playoffs	1	0	1	0.0	0	0.0	0	0	0	0	0
Totals	335	101	436	1.5	62	5.0	0	8	15	2	17
playoffs	10	1	11	0.0	1	0.0	0	1	0	0	0

OPPONENT'S FUMBLES RECOVERED

Year	No.	Yds.	Avg.	Lg	TD
1995	4	19	4.8	17t	1
1996	1	0	0.0	0	0
1997	2	26	13.0	26t	1
1999	1	0	0.0	0	0
2000	2	0	0.0	0	0
Totals	10	45	4.5	26t	2

INTERCEPTIONS

Year	No.	Yds.	Avg.	Lg	TD
1995	9	108	12.0	45t	1
1996	5	57	11.4	34	0
1997	2	1	0.5	1	0
1998	2	27	13.5	27	0
1999	2	32	16.0	27t	1
2000	1	0	0.0	0	0
Totals	21	225	10.7	45t	2

THOMAS' CAREER STATS CONTINUED

SINGLE-GAME CAREER HIGHS

Tackles.....	11	@ Tampa Bay, 10/15/95; vs. NY Giants, 9/29/96
Solos.....	10	@ Tampa Bay, 10/15/95; vs. NY Giants, 9/29/96
Interceptions.....	2	@ Pittsburgh, 9/24/95; vs. Cleveland, 12/9/95
Tackles for Loss.....	2	@ Tampa Bay, 10/15/95
Sacks.....	1.0	@ New England, 9/17/00
Passes Defensed.....	5	@ Pittsburgh, 9/24/95
Fumble Recoveries.....	2	@ Detroit, 11/23/95; @ Chicago, 9/7/97



CHRIS WALSH/WIDE RECEIVER

HT. 6-1

WT. 199

DOB 12-12-68

COLLEGE: STANFORD

ACQUIRED: FA FOR '01

NFL: 9th YEAR

VIKINGS: 8th YEAR



GAMES/STARTS (reg. season, playoffs) 1992 (2/0, 0/0-Buff.), 1993 (3/0, 0/0-Buff.), 1994 (10/0, 1/0), 1995 (16/0), 1996 (15/0, 1/0), 1997 (14/0, 2/0), 1998 (15/0, 2/0), 1999 (16/1, 2/0), 2000 (16/0, 2/1). **Total**-107/1, 10/1 (Min-102/1, 10/1).

PRO Versatile member of the team as a receiver and special teams standout...His career total of 119 special teams tackles is on the verge of breaking the team record of 120 held



by Walker Lee Ashley...Played under current head coach Dennis Green while at Stanford...Two longest catches of his career came in 1998, a 21-yarder at St. Louis (9/13/98) and a 25-yarder vs. Chicago (12/6/98), both from Randall Cunningham...**2000** Played in all 16 games and both playoff games, earning his first career post-season start vs. New Orleans (1/6/01) when the team opened in a four-WR formation...Had a career-year receiving with 18 catches for 191 yards (10.6 avg.)...Set a new career-high with 44 receiving yards vs. Green Bay (12/17)...Tied his career-high with 4 receptions at Indianapolis (12/24) in regular-season finale...Ended the season strong with 12 catches for 116 yards in the final 6 games of the regular season...An impressive 13 of his 18 catches went for first downs on the season with 9 of the 13 coming on 3rd or 4th downs...Showed his toughness when he came back from breaking his left cheekbone at St. Louis (12/10) to play the following week vs. Green Bay (12/17) only days after surgery to repair the injury...Tied for team-high with 3 catches in NFC Championship game at NY Giants (1/14/01)...Hauled in 4 passes for 29 yards with a long of 13 at Indianapolis (12/24)...Caught 3 passes for career-high 44 yards vs. Green Bay (12/17) with a season-long 21 yarder...Returned a pair of kickoffs for 9 yards on the season and had an 11-yard punt return at New England (9/17)...Caught a 13-yard pass at St. Louis (12/10) and suffered a broken cheekbone when sandwiched between three Rams defenders at the end of the play...Had a pair of catches for 21 yards vs. Detroit (11/30)...Caught a 3-yard pass at Dallas (11/23) on Thanksgiving Day...Pulled in a 6-yard pass vs. Carolina (11/12)...Had a pair of catches for 11 yards on Monday Night Football at Green Bay (11/6)...Caught an 18-yard pass at Chicago (10/15) on Sunday Night Football...Had an 18-yard catch at Detroit (10/1)...Reeled in an 8-yard pass at New England (9/17)...First catch of the season came vs. Miami (9/10) on a 20-yard reception from Daunte Culpepper...**1999** Played in all 16 games, starting vs. Tampa Bay (10/3)...Had 2 catches for 24 yards and a touchdown...Finished 4th on the team with 15 special teams stops, including 10 solo stops...Had a catch for 6 yards in the season opener at Atlanta (9/12)...Had his first touchdown reception since 1996 vs. Chicago (10/10) on an 18-yard pass from Randall Cunningham in the 4th quarter...Had a season-high 3 special teams stops vs. Dallas (11/8)...Made 2 special teams tackles vs. Green Bay (12/20) and at NY Giants (12/26)...**1998** Tied for 2nd on the team with 16 special teams tackles and 3rd with 12 solo stops on special teams...Caught crucial 3rd-down pass for 21 yards and a first down on game-winning touchdown drive at St. Louis (9/13)...Had a pair of special teams tackles vs. Green Bay (11/22), including a tackle inside the 20 yard line on kickoff coverage...Had 2 tackles on kickoff coverage at Dallas (11/26) and forced a fumble on special teams...Had

season and career long catch vs. Chicago (12/6), a 25-yarder from Randall Cunningham...Recorded 3 special teams tackles vs. Jacksonville (12/20)...Missed regular-season finale at Tennessee (12/26) with infection in knee but returned to play in Divisional Playoff game vs. Arizona (1/10)...Had 2 special teams tackles in NFC Championship game vs. Atlanta (1/17)...**1997** Had career-highs in receptions (11) and receiving yards (114)...Seven of his 11 catches (63.0) went for a first down conversion on 3rd down...Tied for 4th on the squad in special teams tackles (16)...Had game-winning touchdown catch in the final minute at Chicago (9/7)...Had a 19-yard catch vs. Tampa Bay (9/14)...Deactivated for games at San Francisco (12/7) and vs. Detroit (12/14) due to a injured thigh...Had key onside kick recovery that led to Vikings playoff win at NY Giants (12/27)...Also forced a fumble that led to the Vikings first score in the Giants game...Scored a 2-point conversion in playoff game at San Francisco (1/3/98)...**1996** Led Vikings with 16 special teams tackles...Tore ligaments in left thumb vs. Detroit (9/1)...Had surgery on Sept. 3, 1996...Deactivated at Atlanta (9/8) due to injury...Made touchdown-saving diving tackle on punt coverage vs. Green Bay (9/22)...Scored first NFL points on a 2-point conversion at Seattle (11/10)...Scored first career touchdown vs. Denver (11/24)...Played with the regular offense final six weeks of the season...Threw first career pass vs. Arizona (12/1)...Had a career-high 5 special teams tackles vs. Arizona (12/1)...**1995** Finished 2nd on the club in special teams tackles (24)...Filled in as a 3rd or 4th wide receiver and as a kickoff returner...Caught first 2 passes of his NFL career at Tampa Bay (10/15)...Caught 4 passes for

31 yards at Green Bay (10/22) and returned 2 kickoffs for 34 yards...Final catch of season was for a season-long 16 yards in a 44-24 victory vs. New Orleans (11/19)...**1994** Signed with the Vikings on May 6...Found a spot on the Vikings as special teams ace...Tied for 7th on the squad with 11 special teams tackles...Played at the third or fourth wide receiver spot in 7 of the 11 games...Recovered an onside kick attempt vs. Miami (9/25) in the closing minutes to seal a 38-35 victory...Dislocated right elbow vs. Green Bay (10/20)...Missed following six games...Had career-high 3 tackles on special teams at Buffalo (12/11)...**1993** Played with Buffalo...Scored Buffalo's only touchdown on a 16-yard catch against Minnesota in preseason game in Berlin...Played at NY Jets (10/24), at New England (11/7) and at Philadelphia (12/12)...**1992** Drafted by Buffalo in the 9th round...Began season on the practice squad...Played at San Francisco (9/13) vs. Indianapolis (9/20)...Returned to the practice squad for the final 13 games and playoffs.

COLLEGE Finished career at Stanford with 141 catches for 1,451 yards, a long of 71 yards, and seven touchdowns...Second-leading receiver in the PAC 10 with 66 catches in 1991.

PERSONAL Born Christopher Lee Walsh in Cleveland, OH...Earned honorable mention All-America honors from *USA Today* as a senior at Ygnacio Valley High School in Concord, CA...Honor student at Stanford...Is active in the Twin Cities community through the Cornerstone Shelter...Has participated with the Children's Miracle Network SportsCamp for the past five years...Earned degree in quantitative economics...An avid golfer.

WALSH'S NFL TOTALS

RECEIVING

Year	No.	Yds.	Avg.	Lg	TD	2pt
1995	7	66	9.4	16	0	0
1996	4	39	9.7	17	1	1
1997	11	114	10.4	19	1	0
playoffs	0	0	0.0	0	0	1
1998	2	46	23.0	25	0	0
1999	2	24	12.0	18	1	0
2000	18	191	10.6	21	0	0
playoffs	3	23	7.7	11	0	0
Totals	44	480	10.9	25	3	1
playoffs	3	23	7.7	11	0	1

SPECIAL TEAMS TACKLES

Year	Solo	Asst.	Total
1994	11	0	11
1995	17	7	24
1996	12	4	16
1997	13	3	16
1998	12	4	16
playoffs	3	0	3
1999	10	5	15
playoffs	1	0	1
2000	18	3	21
playoffs	2	1	3
Totals	93	26	119
playoffs	6	1	7

KICKOFF RETURNS

Year	No.	Yds.	Avg.	Lg	TD
1994	1	6	6.0	6	0
1995	3	42	14.0	18	0
1997	1	10	10.0	10	0
2000	2	9	4.5	6	0
Totals	7	67	9.6	18	0

SINGLE-GAME CAREER HIGHS

Receptions	4	@ Green Bay, 10/22/95; @ Indianapolis, 12/24/00
Receiving Yards.....	44	vs. Green Bay, 12/17/00
Long Reception.....	25	vs. Chicago, 12/6/98
Receiving TDs	1	vs. Denver, 11/24/96; @ Chicago, 9/7/97; vs. Chicago, 10/10/99
2-Point Conversion	1	at Seattle, 11/10/96
Spec. Teams Tackles..	5	vs. Arizona, 12/1/96

82

TROY WALTERS/WIDE RECEIVER**HT.** 5-7**WT.** 174**DOB** 12-15-76**COLLEGE:** STANFORD**ACQUIRED:** D5 FOR '00**NFL:** 2nd YEAR**VIKINGS:** 2nd YEAR**GAMES/STARTS** (reg. season, playoffs): 2000 (12/0, 2/0).

PRO Made an immediate impact as a rookie by leading the team in punt and kickoff returns...Small in stature but a quick and dynamic playmaker as a receiver and return man...College teammate of current Vikings teammates Kailee Wong and Willie Howard...**2000** Became the Vikings primary kick and punt return man by midseason...Led the team with 15 punt returns for 217 yards, an average of 14.5 yards per return...His 14.5 punt return average did not qualify for ranking among the NFL leaders because of too few returns but it would have ranked him 3rd in the NFC...Is the first rookie to lead the team in punt returns since David Palmer in 1994...Led the team with 30 kickoff returns for 692 yards, an average of 23.1 yards per return...Became the first rookie to lead the Vikings in kick returns since Qadry Ismail in 1993...His 78 punt return yards vs. Detroit (11/30) are the 3rd-most by a Vikings rookie in team history...Tied a team record...His 26.0 punt return average (3 for 78) ranks 2nd in team history, trailing only Charlie West's 35.6 average vs. Washington (11/3/68)...Tied a Vikings record with 8 kickoff returns in a game vs. Green Bay (12/17). His 177 kickoff return yards in that game tied the 5th-most in a game by a Viking and the 2nd most by a Vikings rookie in team history...Set a Vikings rookie post-season record with 6 combined kick and punt returns in the Divisional Playoff game vs. New Orleans (1/6/01) and tied that mark again the next week in the NFC Championship game at NY Giants (1/14/01)...His 25 punt return yards in the Divisional Playoff game vs. New Orleans (1/6/01) is a new rookie post-season record and his 3 punt returns in the game tied a rookie post-season record...Had a catch for 5 yards on the season and rushed the ball once for 3 yards...Had 6 kickoff returns for 113 yards (18.8 avg.) with a long of 24 in NFC Championship game at NY Giants (1/14/01)...Returned 3 kicks for 68 yards (22.7 avg.) with a long of 24 and took back 3 punts for 25 yards (8.3 avg.) with a long of 11 in Divisional Playoff game vs. New Orleans (1/6/01) and caught his first post-season pass for a 7-yard gain...Ended the regular-season with his third straight 100+ yard kickoff return day at Indianapolis (12/24), taking 4 kickoffs back for 110 yards (27.5 avg.) with a long of 31 along with 3 punt returns for 26 yards (8.7 avg.) with a long of 12...Had his first NFL carry, gaining 3 yards, at Indianapolis (12/24)...Had career-high 8 kickoff returns for 177 yards (22.1 avg.) and tied career-long with a 38-yarder vs. Green Bay (12/17)...Returned 5 kickoffs for 127 yards (25.4 avg.) and set career-long with a 38-yarder at St. Louis (12/10)...Had season-high 78 punt return yards on 3 returns (26.0 avg.) with a career-long 63-yarder and returned a kick-

off for 22 yards vs. Detroit (11/30)...Had a 35-yard kickoff return and a 10-yard punt return at Dallas (11/23) on Thanksgiving Day...Posted a kickoff return for 19 yards vs. Carolina (11/19)...Inactive for games vs. Arizona (11/12) and at Green Bay (11/6)...Had 6 kickoff returns for 128 yards (21.3 avg.) with a long of 25 at Tampa Bay (10/29)...Returned 3 kickoffs for 39 yards (13.0 avg.) with a long of 14 and returned 2 punts for 41 yards (20.5 avg.) with a long of 28 vs. Buffalo (10/22)...Returned first kickoff of the season for 35 yards and took 2 punts for 32 yards (16.0 avg.) with a long of 25 at Chicago (10/15) on Sunday Night Football...Caught his lone pass of the season for 5 yards and had a punt return for 3 yards on Monday Night Football vs. Tampa Bay (10/9)...Had first returns of the season with 3 punt returns for 27 yards (9.0 avg.) with a long of 13 at Detroit (10/1)...Minnesota's 5th-round choice in the 2000 NFL Draft...The first receiver the Vikings drafted since Randy Moss in 1998...The third Stanford player drafted by the Vikings in the past four seasons, joining linebacker Kailee Wong (2nd Round, 1998) and Willie Howard (2nd Round, 2001)...Joins fellow Stanford alums Brad Badger, Chris Walsh, Wong and Howard on the Vikings roster...Father, Trent, is a defensive assistant for the Vikings and has been a member of Dennis Green's staff since 1994.



COLLEGE Winner of the 1999 Biletnikoff Award as the top receiver in college football...Holds Pac-10 record for career receptions with 244 for 3,986 yards...Holds Stanford career records in receptions, yards and ranks 2nd in touchdown catches behind Ken Margerum's 30...His 244 catches topped the record of 214 by former Vikings running back and current Stanford administrator Darrin Nelson and his yards surpassed Justin Armour's 2,482...Ranks 2nd on Stanford list for career punt return yards with 910, trailing only Glyn Milburn's 1,026...Set Pac-10 single-season record with 1,456 receiving yards as a senior...Enjoyed highly decorated senior season that included the Biletnikoff Award, consensus All-American honors (Walter Camp, The Sporting News, Football News, Associated Press and Football Writers of America), Pac-10 Offensive Player of the Year, Burger King Academic All-America and Academic All-Pac 10...Ended

career ranked 7th in NCAA history in receiving yards and tied for 9th in NCAA history in receptions...Named 2nd-Team All-Pac 10, 1st-Team Academic All-Pac 10 and earned Stanford's MVP honors as a junior.

PERSONAL Earned undergraduate degree in communications and a master's degree in sociology/behavioral studies...Troy served as a Vikings ball boy at Vikings training camp during high school...Had 133 catches for 2,050 yards and 23 touch-

downs as a prep receiver at A&M Consolidated High School in College Station, TX...Named 2nd-Team All-Greater Houston and 3rd-team All-State as a senior...Lettered in basketball and track in high school...Active in the Twin Cities community by participating in National Care for Students Day and serves as the team spokesman for the Star Tribune Gridiron Geography program.

WALTERS' VIKINGS TOTALS

RECEIVING

Year	No.	Yds.	Avg.	Lg	TD
2000.....	1	5	5.0	5	0

RUSHING

Year	No.	Yds.	Avg.	Lg	TD
2000.....	1	3	3.0	3	0

KICKOFF RETURNS

Year	No.	Yds.	Avg.	Lg	TD
2000.....	30	692	23.1	38	0
playoffs ..	9	181	20.1	24	0

PUNT RETURNS

Year	No.	FC	Yds.	Avg.	Lg	TD
2000.....	15	16	217	14.5	63	0
playoffs ..	3	2	25	8.3	11	0

SINGLE-GAME CAREER HIGHS

Punt Returns.....	3	@ Detroit, 10/1/00; vs. Detroit, 11/30/00
Punt Return Yards....	78	vs. Detroit, 11/30/00
Long Punt Return	63	vs. Detroit, 11/30/00
Kickoff Returns	8	vs. Green Bay, 12/17/00
Kickoff Ret. Yds.	177	vs. Green Bay, 12/17/00
Long Kickoff Return ..	38	vs. Green Bay, 12/17/00
Receptions	1	vs. Tampa Bay, 10/9/00
Receiving Yards.....	5	vs. Tampa Bay, 10/9/00
Long Reception.....	5	vs. Tampa Bay, 10/9/00
Rushes.....	1	@ Indianapolis, 12/24/00
Rushing Yards.....	3	@ Indianapolis, 12/24/00
Long Rush	3	@ Indianapolis, 12/24/00

21

MOE WILLIAMS/RUNNING BACK

HT. 6-1

WT. 210

DOB 7-26-74

COLLEGE: KENTUCKY

ACQUIRED: D3 FOR '96

NFL: 6th YEAR

VIKINGS: 6th YEAR



GAMES/STARTS (reg. season, playoffs): 1996 (9/0, 0/0), 1997 (14/0, 2/0), 1998 (12/1, 0/0), 1999 (14/0, 2/0), 2000 (16/0, 2/0). **Total**-65/1, 6/0.

PRO Will battle for starting tailback spot in 2001 left by the retirement of Robert Smith...Had most durable season of his career in 2000, playing in all 16 games...One of the Vikings

top special teams players having amassed 74 career special teams tackles...Became the 9th player to return a kickoff for a touchdown in team history when he took a kick back 85 yards at NY Giants (12/26)...Kickoff return for touchdown at NY Giants (12/26) gave Vikings 3 special teams return touchdowns on the season, a new team record (2 kickoff returns, 1 punt return)...Started first NFL game vs. Chicago (12/6/98)...**2000** Tied career-high with 4 catches on the season and his 23 carries are the 2nd-most of his career...Ran for 67 yards, the 2nd-highest total of his career...Ranked 4th on the team with 16 special teams tackles...Had most productive offensive day vs. Arizona (11/12) with a season-high 5 carries for 14 yards and a season-long 12-yard catch...Caught a critical 2-point conversion vs. Buffalo (10/22) that cut the Bills' lead to 24-21 en route to a Vikings 31-27 comeback win...Tied his career-high with a 10-yard run vs. Carolina (11/19)...Tied career-high with 3 special teams tackles at Detroit (10/1)...Had a pair of kickoff returns in NFC Championship game at NY Giants (1/14/01)...Had a carry and returned a kickoff 23 yards in regular-season finale at Indianapolis (12/24)...Had a pair of catches for 14 yards, a 1-yard carry and posted 2 special teams tackles vs. Detroit (11/30)...Carried 2 times for 14



yards, including a season-long 10-yarder vs. Carolina (11/19)...Had a pair of rushes for 9 yards, returned a kickoff 21 yards and tied for the team-high with 2 special teams tackles at Green Bay (11/6) on Monday Night Football...Caught first pass of the season for 5 yards and returned a kickoff 21 yards at Tampa Bay (10/29)...Had a pair of kickoff returns for 50 yards with a long of 34, caught a 2-point conversion pass from Daunte Culpepper and notched a special teams tackle vs. Buffalo (10/22)...His 2-point conversion was the Vikings' first since 1998...Posted first career fumble recovery when he jumped on an Aaron Stecker miscue on special teams vs. Tampa Bay (10/9) on Monday Night Football that led to a Vikings TD and had a carry in the game...Carried 4 times for 12 yards at Detroit (10/1)...Posted 2 special teams tackles and returned his first kickoff of the season at New England (9/17)...1999 Tied career high by playing in 14 games on the season...Ranked 2nd on team with 21 special teams stops, a career-high...Forced a pair of fumbles on special teams during the season...Set career-highs for carries (24) and rushing yards (69) on the season...Posted his second career rushing

touchdown vs. San Francisco (10/24) on a 9-yard run...Career-long 10-yard run came vs. Dallas (11/8) on Monday Night Football...Returned a kickoff 23 yards at St. Louis (1/16) in Divisional Playoff game, his longest postseason return of his career...Returned a kickoff 16 yards in regular-season finale vs. Detroit (1/2/00)...Forced a fumble and posted 2 special teams tackles at Kansas City (12/12)...Had a 22-yard kickoff return and a special teams tackle at Tampa Bay (12/6) on Monday Night Football...Notched a special teams tackle to go along with his 19-yard kickoff return vs. San Diego (11/28)...Had season-high 3 kickoff returns at Chicago (11/14) and added a pair of special teams tackles...Tied season-high with 6 carries vs. Dallas (11/8) for 20 yards and returned a kickoff 26 yards...Had season-best rushing day with 6 carries for 25 yards and a touchdown vs. San Francisco (10/24)...Had 3 special teams stops at Detroit (10/17)...Saw first game action of season at Green Bay (9/26) since breaking his foot vs. Chicago (12/6/98), carrying 2 times for 10 yards, including converting a 4th-and-1 with a 2-yard leap...1998 Inactive vs. Detroit (9/20) with hamstring injury...Had season high two special teams tackles vs. Tampa Bay (9/6) and at Detroit (10/25)...Recovered a David Palmer fumble on kickoff return on Thanksgiving day at Dallas (11/26)...Caught Randall Cunningham screen pass and turned it into a 64-yard gain on the first play of the game vs. Chicago (12/6), the second longest pass play of the season for the Vikings and his career-long play and injured his foot on the same screen play...Placed on injured reserve (12/8) with foot injury suffered vs. Bears...Recorded 8 total special teams tackles, despite playing in only 12 games...1997 Had longest kickoff return by a Viking since Herschel Walker at Philadelphia (11/19/89) with a 74-yarder vs. New England (11/2)...First NFL carry vs. Carolina (10/12)...Was the feature back vs. New England (11/2)...Scored his first NFL rushing touchdown vs. New England (11/2) and gained 43 yards on 19 carries...Had 137 yards in kickoff yardage vs. New England (11/2)...Finished 2nd on the team in kickoff returns with 16 for 388 yards (24.3 avg.)...1996 Excelled on special teams his rookie season...Tied for 6th on the squad in special teams tackles (9)...Missed almost half of the season with an injured ankle...Had season-high 3 special teams tackles and batted a punt out of the end zone that was downed at the three-yard line vs. Detroit (9/1)...Downed punt at one-yard line at Chicago (9/15). The Vikings intercepted a pass to set up a touchdown on the next play...Sprained ankle vs. Chicago (10/28)...Missed the following seven games...Was tied for team lead in special teams tackles at time of injury...Drafted in the 3rd round with the 75th overall choice...Seventh running back taken in 1996.

COLLEGE Tied Kentucky career records for touchdowns (27) and rushing touchdowns (26)...Finished just .03 shy of the school career mark for yards per carry (5.40)...Ran for the 2nd-most yards in Wildcats history...Never missed a game in collegiate career...Started 27 of the 34 games he played at Kentucky...Honorable-mention All-America in '95...Consensus All-SEC pick in '95...Finalist for the Doak Walker Award in '95...Led the SEC and finished 7th in the nation in rushing (145.5 yards/game) in '95...Set a freshman game rushing record with 159 yards, including a 29-yard score at Georgia (10/23)...Set school freshman rushing record (986 yards) in '93...Earned freshman All-SEC and 2nd-team All-SEC honors.

PERSONAL All-America at Spencer High School in Columbus, GA...Georgia Player of the Year as senior...Led school to its first playoff berth in 24 years in '92...Rushed for 1,973 yards and 17 touchdowns as a senior...Rushed for 1,107 yards and eight scores as a junior...Honorable-mention all-state as a junior...Participates with Camp Heartland charity...Took part in the Viking Children's Fund Arctic Blast snowmobile rally in February 2001...Majored in social work at Kentucky...Served as a mentor to students at Russell Cave Elementary School while attending college...Active in the Twin Cities community through the United Way Hometown Huddle program and Vikings Victory Visits to local hospitals.

RETURN TO SENDER

Moe Williams is the last Vikings player to return a kickoff for a touchdown and one of 9 players in team history to accomplish the feat.

VIKINGS ALL-TIME KICKOFF RETURN TOUCHDOWNS

Player	Yards	Game
Bill Brown	78t	@ LA Rams (10/20/63)
Lance Rentzel	101t	vs. Baltimore (11/14/65)
Clinton Jones	96t	vs. NY Giants (11/5/67)
Keith Nord	70t	@ Washington (11/2/80)
Eddie Payton	99t	vs. Oakland (9/14/81)
Herschel Walker	93t	@ Philadelphia (11/19/89)
David Palmer	88t	@ Baltimore (12/13/98)
Robert Tate	76t	@ Kansas City (12/12/99)
Moe Williams	85t	@ NY Giants (12/26/99)

WILLIAMS' VIKINGS TOTALS

RUSHING

Year	No.	Yds.	Avg.	Lg	TD
1997	22	59	2.7	8	1
1999	24	69	2.9	10	1
2000	23	67	2.9	10	0
Totals	69	195	2.8	10	2

RECEIVING

Year	No.	Yds.	Avg.	Lg	TD
1997	4	14	3.5	7	0
1998	1	64	64.0	64	0
1999	1	12	12.0	12	0
2000	4	31	7.8	12	0
Totals	10	121	12.1	64	0

KICKOFF RETURNS

Year	No.	Yds.	Avg.	Lg	TD
1997	16	388	24.3	74	0
playoffs	1	14	14.0	14	0
1998	2	19	9.5	12	0
1999	10	240	24.0	85t	1
2000	10	214	21.4	34	0
playoffs	2	15	7.5	16	0
Totals	38	861	22.7	85t	1
playoffs	3	29	9.7	16	0

SINGLE-GAME CAREER HIGHS

Rushing Attempts	19	vs. New England, 11/2/97
Rushing Yards	43	vs. New England, 11/2/97
Long Rush	10	vs. Dallas, 11/8/99; vs. Carolina, 11/19/00
Rushing TD	1	vs. New England, 11/2/97; vs. San Francisco, 10/24/99
Receptions	3	vs. New England, 11/2/97
Receiving Yards	64	vs. Chicago, 12/6/98
Long Reception	64	vs. Chicago, 12/6/98
Kickoff Returns	5	vs. Chicago, 11/9/97
Kickoff Ret. Yds.	137	vs. New England, 11/2/97
Long Kickoff Ret.	85t	@ NY Giants, 12/26/99

54

ANTONIO WILSON/LINEBACKER

HT. 6-2

WT. 247

DOB 12-29-77

COLLEGE: TEXAS A&M-COMMERCE ACQUIRED: D4a FOR '00

NFL: 2nd YEAR

VIKINGS: 2nd YEAR



GAMES/STARTS (reg. season, playoffs): 2000 (1/0, 0/0).

PRO Helped lead the Barcelona Dragons to the World Bowl IX game at the end of the 2001 NFL Europe season...Full-time starter for Barcelona, posting 29 tackles, 2 sacks, 5 passes defended, an interception and a pair of special teams tackles on the season...Teammates in Barcelona with Vikings defensive lineman Tim Engelhardt...Saw first NFL action on special teams vs. Arizona (11/12)...Will compete for starting spot this season...**2000** Inactive for 15 of the team's 16 regular-season games and both playoff contests...Saw time on special teams vs. Arizona (11/12), his first NFL game action...Minnesota's 1st selection in the 4th round (106th

overall) of the 2000 NFL Draft and the only linebacker taken by the Vikings...Played at Texas A&M-Commerce, formerly known as East Texas State, the school that produced 10-year Vikings quarterback Wade Wilson.

COLLEGE Consensus 1st Team All-America choice as a senior, gaining recognition from Associated Press Little All-American, Burger King/AFCA, Don Hansen's Football Gazette and Daktronics/CoSIDA All-America teams...Honored as a 1st-Team All-Lone Star Conference choice and the conference's Defensive Lineman of the Year...All-Western Region 1st-Team selection...Named the Division II Defensive Player of the Year by SportsPage.com...Started all 11 games in 1999 as a senior...Led team with 124 tackles (68 solo)...Posted 18 tackles for loss and 9 sacks, both team-highs...Forced 4 fumbles, recovered 1 and intercepted a pass on the season...Named 2nd Team Daktronics/CoSIDA All-West Region and 1st-Team All-Lone Star Conference in 1998...Honorable Mention All Lone Star Conference choice in 1997...Redshirted during freshman season in 1995.

PERSONAL Earned his undergraduate degree from Texas A&M-Commerce in business...Lettered in track and football at perennial power Dallas Skyline High, earning All-District honors in football...Active in the Twin Cities community by participating in Community Tuesday every week during the 2000 season...Among his activities were the Epilepsy Foundation of Minnesota Clothing Drive, United Way Hometown Huddle, Gillette Children's Hospital SportsCamp, the ACES (Athletes Committed to Educating Students) Program and Pop Warner football.

60

CORY WITHROW/CENTER

HT. 6-2

WT. 281

DOB 4-5-75

COLLEGE: WASHINGTON STATE

ACQUIRED: FA FOR '99

NFL: 2nd YEAR

VIKINGS: 2nd YEAR



GAMES/STARTS (reg. season, playoffs) 1999 (0/0), 2000 (12/0, 2/0). **Total**-12/0, 2/0.

PRO Has developed into the Vikings top backup at center and is versatile enough to play both guard spots...Another example of the Vikings ability to find hidden talent and develop their own players within their system...Regular on special teams in 2000, earning his first NFL game action...**2000** Played in 12 games on the season and saw time in both the NFC Divisional Playoff vs. New Orleans (1/6/01) and NFC Championship game at NY Giants (1/14/01)...Saw time on special teams and at center on the teams final drive in Divisional Playoff vs. New Orleans (1/6/01)...Saw first time of the season at center vs. Arizona (11/12)...Saw first NFL action from scrimmage at tackle at Detroit (10/1) in the 4th quarter...Played special teams in the season-opener vs. Chicago (9/3), his first NFL game action...**1999** Dressed for a pair of games but did not play at Denver (10/31) and vs. Dallas (11/8)...Spent the first 7 weeks of the season before being signed to the 53-man roster for 4 weeks...Released

and placed on practice squad for the final 5 regular-season games and both playoff games...Signed by Vikings on April 30 and spent training camp with the team...Released on September 5 when team made cut to 53 players and signed to the practice squad on September 6...**1998** Spent time on Cincinnati practice squad following release by Minnesota...Released by Vikings on August 30 following training camp...Attended training camp with Vikings...Signed with Minnesota as a rookie free agent on May 1, 1998.

COLLEGE Helped protect Heisman Trophy finalist and 1st-round NFL draft choice Ryan Leaf...Started 34 straight games to end his college career...Honored as All-Pac 10 2nd Team as a senior...An offensive captain for the Cougars...Moved to guard from center in fall camp...Started every game at right guard in 1995 and '96...Earned scholarship in 1994 after walking on...Redshirted in 1993.

PERSONAL Born in Spokane, WA...Likes to play basketball, golf and ride roller coasters in his free time...Majored in biology education...Wife's name is Kiersten...Couple has twins, Makenzie and Maguire...Active in the Twin Cities community through Vikings Victory Visits to local hospitals, Gillette Children's Hospital SportsCamp and the Taste of the NFL program.



52

KAILEE WONG/LINEBACKER

HT. 6-2

WT. 250

DOB 5-23-76

COLLEGE: STANFORD

ACQUIRED: D2 FOR '98

NFL: 4th YEAR

VIKINGS: 4th YEAR



GAMES/STARTS (reg. season, playoffs): 1998 (15/0, 0/0), 1999 (13/8, 2/1), 2000 (16/16, 2/2). **Total**-44/24, 4/3.

PRO Became a full-time starter at MLB in 2000, the first season he had played the position...Started all 16 regular-season and both post-season games for the first time in his career in 2000...Moved from DE as a rookie to SLB in 1999 to MLB in 2000...Led the Vikings with 134 tackles in his first season at MLB...Tied for team lead with 2 interceptions in 2000...Started his first career game in the season opener at Atlanta (9/12/99)...Drafted in the 2nd round by the Vikings (51st overall) in the 1998 NFL Draft...Member of the same Vikings draft class in 1998 that features Pro Bowlers Randy Moss and Matt Birk...**2000** Moved comfortably into the starting role at MLB for the Vikings despite never having played the position before...Led team in solo tackles (94) and total tackles (134) and tied for team lead with 2 interceptions...Had 10+ tackles in 8 games on the season...Led or



tied for team lead in tackles in five of the final eight regular season games...Posted season-high 12 tackles in two games, vs. Arizona (11/12) and vs. Detroit (11/30)...Had 10 solo tackles in back-to-back games, vs. Detroit (11/30) and at St. Louis (12/10)...Notched career-high 2 sacks on the season, catching Jay Fiedler vs. Miami (9/10) and Doug Flutie vs. Buffalo (10/22)...Had first career interception when he picked off Steve Buehrlein vs. Carolina (11/19) and followed it with another interception two weeks later vs. Detroit (11/30)...Returned both interceptions on the season for 14 yards...Started both postseason games, notching 13 tackles in the NFC Championship game at NY Giants (1/14/01)...Had 7 tackles, a QB hurry and his first post-season interception in Divisional Playoff game vs. New Orleans (1/6/01)...Had 8 solo, 10 total, tackles in regular-season finale at Indianapolis (12/24)...Posted 8 tackles and a tackle-for-loss vs. Green Bay (12/17)...Led the team with 11 tackles, 10 solo, at St. Louis (12/10)...Led the team and tied season-high with 12 tackles, 10 solo, and an interception vs. Detroit (11/30)...Had 11 tackles, 8 solo, and a career-high 3 tackles-for-loss in Thanksgiving Day game at Dallas (11/23)...Tied for team lead with 10 tackles, a pass defended and his first career interception vs. Carolina (11/19)...Led the team with 12 tackles, 8 solo, and a pass defended vs. Arizona (11/12)...Tied for team lead with 9 tackles on Monday Night Football at Green Bay (11/6)...Posted 6 tackles at Tampa Bay (10/29)...Notched 7 tackles and his 2nd sack of the season vs. Buffalo (10/22)...Posted 5 tackles at Chicago (10/15) on Sunday Night Football...Had 10 tackles, 5 solo, at Detroit (10/1)...Notched 7 tackles, 6 solo, at New England (9/17)...Posted first sack of the season and 3 tackles vs. Miami (9/10)...Had 11 tackles, 7 solo, in his first career start at MLB vs. Chicago (9/3) in season opener...**1999** Emerged as the starter at SLB after playing both linebacker and defensive end in '98...Finished 7th on the team with 62 tackles, also contributing a fumble recovery, 3 tackles-for-loss, 2 pass defended, and 2 quarterback hurries at his linebacker position...Made his first NFL start in the season opener at Atlanta (9/12) where he finished with 3 tackles, including a tackle for loss...Recorded 4 tackles and 2 quar-

terback hurries vs. Oakland (9/19)...Inactive for game at Green Bay (9/26)...vs. Tampa Bay (10/3)...vs. Chicago (10/10) with a hamstring injury...Returned at Detroit (10/17) and made 5 tackles...Added 4 tackles in a win vs. San Francisco (10/24)...Had 4 tackles and his first pass defended of the season at Denver (10/31)...Recorded a career-high 6 solo tackles, including a tackle-for-loss, and special teams stop vs. Dallas (11/8)...Added 6 tackles for the 2nd straight week at Chicago (11/14)...Set a career-high with 7 tackles, 6 solo, and recovered his first fumble in a start vs. San Diego (11/28)...Tied his season-high for the second straight week at Tampa Bay (12/6) with 7 tackles...Had 6 tackles vs. Green Bay (12/20)...Had 3 tackles and a pass defended at NY Giants (12/26)...Recorded 3 tackles, including a tackle-for-loss vs. Detroit (1/2/00) where he played some middle linebacker after Ed McDaniel left with an injury...Made 2 tackles, including a tackle-for-loss, in the Wild Card Playoff game vs. Dallas (1/9/00)...Posted 4 tackles and 2 special teams stops in the Divisional Playoff game vs. St. Louis (1/16/00)...**1998** Led Viking rookies with 13 tackles and 1.5 sacks...Played in the first 15 games of his rookie season before suffering an ankle injury vs. Jacksonville (12/20)...5th on the team with 12 special teams tackles, including 7 solo stops...Earned his first NFL sack (.5) vs. Washington (10/18), while also contributing 3 tackles in a 41-7 Viking win...Notched first full sack vs. New Orleans (11/8) on Saints quarterback Billy Joe Tolliver...Had a pair of tackles and a quarterback hurry playing defensive end vs. Cincinnati (11/15)...Had 3 quarterback hurries, a tackle and a pass defended vs. Chicago (12/6)...Posted a tackle from defensive end and had 3 special teams stops at Baltimore (12/13)...Inactive for game at Tennessee (12/26)...Placed on injured reserve (12/31).

COLLEGE Played at Stanford under head coach Tyrone Willingham, a former Viking assistant...College teammates with Brad Badger, Troy Walters and Willie Howard...*Football News All-America* 1st team selection in '97...First-team All-Pac 10 choice...Selected as Stanford's Most Valuable Player...An AP All-American Honorable Mention...All-PAC 10 Conference 1st team pick in '96...Named MVP of the Sun Bowl vs. Michigan State while recording 10 tackles with 2 sacks and 4 tackles-for-loss in a 38-0 win.

PERSONAL Born in Eugene, OR...Economics major...All-American selection at outside linebacker at North Eugene High School...Was also voted All-Northwest, All-Far West, All-State and All-Midwestern league honors...Played fullback and set a league rushing record with 1,658 yards and 21 touchdowns as a senior...Lettered three times in basketball...Active in the Twin Cities community through his Wong's Well Wishes program visiting local hospitals...Supports the Muscular Dystrophy Association by hosting his own golf tournament to benefit the organization...Active with the Ronald McDonald House.



As part of his Wong's Well Wishes program, Kailee Wong visits patients at Fairview-University Hospital during the football season.

WONG'S VIKINGS TOTALS

Year	Tackles			Sacks	PBU	TFL	QBH	FF	Special Teams		
	Solo	Asst.	Total						Solo	Asst.	Total
1998	9	4	13	1.5	1	0.0	9	0	7	5	12
1999	41	21	62	0.0	2	3.0	2	0	2	0	2
playoffs	6	0	6	0.0	0	1.0	0	0	0	2	2
2000	94	40	134	2.0	3	4.0	1	0	1	1	2
playoffs	13	7	20	0.0	0	0.0	1	0	0	0	0
Totals	144	65	209	3.5	6	7.0	12	0	10	6	16
playoffs	19	7	26	0.0	0	1.0	1	0	0	2	2

OPPONENT'S FUMBLES RECOVERED

Year	No.	Yds.	Avg.	Lg	TD
1999	1	4	4.0	4	0

INTERCEPTIONS

Year	No.	Yds.	Avg.	Lg	TD
2000	2	28	14.0	14	0
playoffs	1	1	1.0	1	0

SINGLE-GAME CAREER HIGHS

Tackles.....	12	vs. Arizona, 11/12/00; vs. Detroit, 11/30/00
Solo Tackles	10	vs. Detroit, 11/30/00; @ St. Louis, 12/10/00
Sacks.....	1	vs. New Orleans, 11/8/98; vs. Miami, 9/10/00; vs. Buffalo, 10/22/00
Fumble Recoveries	1	vs. San Diego, 11/28/99
Tackles For Loss	3	@ Dallas, 11/23/00
QB Hurries	3	vs. Chicago, 12/6/98
Passes Defensed	1	many times, last vs. Carolina, 11/19/00
Interceptions.....	1	vs. Carolina, 11/19/00; vs. Detroit, 11/30/00
Spec. Teams Tack.	3	@ Baltimore, 12/13/98



SHAWN WORTHEN/DEFENSIVE TACKLE

HT. 6-0

WT. 316

DOB 9-12-78

COLLEGE: TEXAS CHRISTIAN

ACQUIRED: D4a FOR '01

NFL: ROOKIE

VIKINGS: ROOKIE



PRO Drafted by the Vikings with their first of two picks in the 4th round (130th overall)...One of the two Vikings 2001 back-to-back draft picks...Selected from Texas Christian University along with teammate Cedric James who was taken with the 131st pick...Powerful interior player who can compete for playing time as a rookie.

COLLEGE Three-year starter at strongside defensive tackle for the Horned Frogs...Made 33 starts and played in 40

games in his collegiate career...Finished his career with 132 tackles, including 71 solo, 7.5 sacks for 49 yards and 32 tackles-for-loss...**2000** All-Western Athletic Conference 1st-team selection by the league's coaches, *The Sports Xchange*, *Fort Worth Star-Telegram*, *Dallas Morning News*, *Houston Chronicle*, *The Sporting News* and *Football News*...Started every game except vs. Texas-El Paso at strongside defensive tackle...Recorded a career-high 53 tackles, 27 solo, 2.5 sacks, 13 tackles-for-loss, 13 quarterback pressures, and a forced fumble...Had 4 tackles, a sack, and 2 tackles-for-loss at Nevada...Made 5 tackles, including a tackle-for-loss at Navy...Collected 6 tackles, 4 solo, and 2 tackles-for-loss at Tulsa...Had a season-high 9 tackles, 6 solo, and a tackle-for-loss vs. San Jose State...Contributed 7 tackles, 1.5 sacks and 3 tackles-for-loss vs. Fresno State...Had 4 tackles vs. Texas-El Paso, at Southern Methodist, and vs. Rice...**1999** All-Western Athletic Conference 1st-team choice by the *Dallas Morning News* and *Fort Worth Star-Telegram*, and 2nd team honoree from the league's coaches...Started every game at strongside defensive tackle...Finished with 45 tackles, 21 solo, 4 sacks, 11 tackles-for-loss, and 16 quarterback pressures...Opened the season with 2 sacks, 3 tackles-for-loss, and a quarterback pressure leading to an interception vs. Arizona...Recorded 5 tackles, 4 solo, and a sack at Northwestern...Had 5 tackles and a sack at Fresno State...Made a season-high 8 tackles and 3 tackles-for-loss



WORTHEN'S COLLEGE TOTALS

Year	Tackles		Total	Sacks	PBU	TFL	FF	QBH
	Solo	Asst.						
1997.....	3	0	3	0.0	1	0	0	1
1998.....	20	11	31	1.0	0	8	0	9
1999.....	21	24	45	4.0	0	11	0	16
2000.....	27	26	53	2.5	0	13	1	13
Totals	71	61	132	7.5	1	32	1	39

vs. Tulsa...Made 6 tackles and a tackle-for-loss at Rice...Added 6 tackles and 2 tackles-for-loss vs. Southern Methodist...**1998** Made every start at strongside defensive tackle...Finishing with 31 tackles, 20 solo, a sack, 8 tackles-for-loss, and 9 quarterback pressures...Stopped the last drive of the game, stuffing halfback Rodney Williams for a 2-yard loss on a 3rd-down play in overtime and finished with 4 tackles vs. Vanderbilt...Had 5 tackles at Southern Methodist...Made 4 solo tackles and 3 tackles-for-loss at Colorado State...Had 3 tackles and 3 pressures vs. Tulsa...Contributed a 6-yard sack at UNLV...Made 3 tackles and a sack vs. USC...**1997** Appeared in seven games on the season...Broke into the starting lineup vs. Utah.

PERSONAL Two-time Texas 4A All-State selection, All-District 29-4A and earned All-San Antonio Express News honors at Alamo Heights (San Antonio, TX) High School...Finished his senior season with 74 tackles, 10 sacks and 12 pressures...Majorred in business...Son of Rose and Billy Worthen...Resides in San Antonio, Texas.



KENNY WRIGHT/CORNERBACK

HT. 6-1

WT. 205

DOB 9-14-77

COLLEGE: NORTHWESTERN STATE **ACQUIRED:** D4a FOR '99

NFL: 3rd YEAR

VIKINGS: 3rd YEAR



GAMES/STARTS (reg. season, playoffs): 1999 (16/12, 2/2), 2000 (16/6, 1/0), **Total:** 32/18, 3/2.

PRO Started 12 games and played in all 16 at left cornerback in his rookie season...Played in all 16 and started the final six games of the 2000 season...Knee injury in Divisional Playoff vs. New Orleans (1/6/01) kept him out of the NFC Championship game at NY Giants (1/14/01)...First NFL start came at Green Bay (9/26/99) when the team started in nickel coverage...Intercepted first career pass vs. Green Bay (12/20/99), picking off Brett Favre...Ranked 5th on team with 80 tackles...**2000** Had season-high 9 tackles in Thanksgiving Day game at Dallas (11/23)...Set career-high with 2 passes defended at Detroit (10/1)...Took over starting duties at LCB vs. Arizona (11/12) and started the next 5 games, vs. Carolina (11/19), at Dallas (11/23), vs. Detroit (11/30), at St. Louis (12/10) and vs. Green Bay (12/17)...Inactive for NFC Championship game at NY Giants (1/14/01) with knee injury suffered in Divisional Playoff

game...Notched a tackle in Divisional Playoff game vs. New Orleans (1/6/01)...Had 4 solo tackles vs. Green Bay (12/17)...Posted 6 tackles at St. Louis (12/10)...Had 7 tackles vs. Detroit (11/30)...Notched season-highs with 9 tackles, 8 solo, in Thanksgiving Day game at Dallas (11/23)...Notched 4 tackles in first start of the season vs. Arizona (11/12)...**1999** Led all Vikings rookies with 80 tackles, 3rd most among team's defensive backs...Ranked 3rd on the team in postseason with 11 tackles (9 solo)...Made touchdown-saving tackle of Emmitt Smith after a 65-yard run vs. Dallas (1/9) in Wild Card Playoff. Dallas was forced into a field goal following a Vikings goal-line stand on the drive...Notched career-high 11 tackles at NY Giants (12/26), 10 of his 11 stops were solo, also a career-high and notched his first career tackle-for-loss...Defended 5 passes on the season...Had 8 tackles (6 solo), an interception and a pass defended vs. Green Bay (12/20)...Had first career forced fumble vs. San Francisco along with 7 tackles (7 solo)...Had 10 tackles (6 solo) at Detroit (10/17)...First career tackle came vs. Oakland (9/19)...The Vikings used their first pick of the 4th round (120th overall) in the 1999 draft to select Wright...First player to be selected from Northwestern State by Minnesota in franchise history.

COLLEGE All-Southland Football League honorable mention as a junior...Started 14 games at RCB for the Demons who had an 11-3 record and won the SFL title...Recorded 50 tackles (40 solos) with 2 interceptions and 4 pass breakups...Picked off 2 passes for 24 return yards, vs. eventual National Champion Massachusetts, in semi-final playoff game, and was awarded Compaq College Football Defensive Player of the Week...As a sophomore was All-SFL honorable mention, starting all 12 contests...Helped the Demons to a 8-3 record and a conference title...Played SS and finished 2nd on the team in with 84 tackles (56 solos) and a tackle-for-loss...As a redshirt freshman played strong safety as a

reserve in six games...recorded 14 tackles (8 solos) for the season...Redshirted as a freshman at the University of Arkansas in 1995.

PERSONAL All-District, All-State and All-American nominee in his senior season at Ruston (LA) High...Earned All-American, All-State, and All-District selection in track as a junior and

senior...Lettered three times in both sports...Rated 8th among nation's high school triple jumpers with a school record leap of 48'1.5"...Member of the Northwestern State's 4x100 meter relay team...Majored in physical education...Has a son, DyQuen Roberts (3/19/93).

WRIGHT'S VIKINGS TOTALS

Year	Tackles					PBU	TFL	QBH	FF	Special Teams			
	Solo	Asst.	Total	Sacks						Solo	Asst.	Total	
1999	68	12	80	0.0	5	1.0	0	1	1	0	0	1	
playoffs	9	2	11	0.0	0	0.0	0	0	0	0	0	0	
2000	36	11	47	0.0	3	0.0	0	0	3	0	0	3	
playoffs	1	0	1	0.0	0	0.0	0	0	0	0	0	0	
Totals	104	23	127	0.0	8	1.0	0	1	4	0	0	4	
playoffs	10	2	12	0.0	0	0.0	0	0	0	0	0	0	

INTERCEPTIONS

Year	No.	Yds.	Avg.	Lg	TD
1999	1	11	11.0	11	0

SINGLE-GAME CAREER HIGHS

Tackles	11	@ NY Giants, 12/26/99
Solo Tackles	10	@ NY Giants, 12/26/99
Tackles For Loss	1	@ NY Giants, 12/26/99
Passes Defensed	2	@ Detroit, 10/1/00
Interceptions	1	vs. Green Bay, 12/20/99
Forced Fumbles	1	vs. San Francisco, 12/24/99



VIKINGS FIRST-YEAR PLAYERS AND FREE AGENTS

KENNY CLARK, #15, WR, Central Florida, Rookie, HT 6-1, WT 227, DOB 5-14-78

PRO Re-joins cousin Daunte Culpepper with the Vikings, marking the third time the pair has been teammates (Ocala Vanguard High School, University of Central Florida)...Originally signed with Minnesota as a rookie free agent on April 23, 2001.

COLLEGE Two-year team captain who finished his career at UCF ranked 7th in receptions (130) and 10th in receiving yards (1,655) in Golden Knight history...**2000** Named UCF's outstanding wide receiver and was invited to the Tyco Gridiron All-Star game and the Kelly Tires Blue-Gray game...Finished the season with 31 catches and 474 yards with 2 TDs...Had 5 catches for 148 yards and a 79-yard TD catch in season opener at Georgia Tech...**1999** Named to the *Football News* preseason All-Independent team...Started every game for the Knights...Had a career-high 54 catches and 655 receiving yards and a team-high 6 TD catches...**1998** Caught 40 passes for 481 yards and 6 TDs...Caught a career-high 6 passes for 120 yards and a 54-yard TD vs. Louisiana Tech...**1997** Had a pair of catches for 11 yards as a freshman.

PERSONAL Played high school football at Ocala, FL, Vanguard High where he caught 60 passes for 1,300 yards and 13 TDs as a junior...A two-time All-State and All-Area selection...Brother of former Minnesota Golden Gopher and New Orleans Saints receiver Steve Rhem...Majored in criminal justice at UCF.

OSCAR COMEAUX, #65, OL, Northwestern St., Rookie, HT 6-4, WT 300, DOB 12-23-77

PRO Signed by the Vikings as a rookie free agent in

2001...Attended the same college as Vikings defensive back Kenny Wright and fellow rookie free agent T.J. Sutherland.

COLLEGE Two-year starter at Northwestern State...Played in all 22 games at NSU during his junior and senior seasons...**2000** Was a 2nd-team All-Southland Conference selection...Helped lead the Demons to a 6-5 record...**1999** Transferred to NSU from Trinity Valley Community College and was an immediate starter...**1998** Was a key member of Trinity Valley team that recorded a perfect 12-0 record and captured the national junior college championship...A 1st-team all-conference selection at tackle.

PERSONAL Selected to the 2000 NSU Athletic Honor Roll...Graduate of Houston's Sterling High...Majored in Sociology...All-Greater Houston choice as a junior and senior.

ANDY CROSLAND, #4, P/K, Miami (FL), 1st Year, HT 6-3, WT 220, DOB 11-17-76

PRO Re-joins the Vikings after spending the 2000 training camp with the club...Claimed by Minnesota off waivers from Carolina on June 18, 2001...Kicked for the NFL's Chicago Enforcers in 2001...Hit 8-of-13 field goals for the Enforcers, scoring 24 points...Originally signed by the Vikings on April 17, 2000 and released on August 19, 2000.

COLLEGE Ended his Hurricane career ranked 2nd in PATs with 163, trailing only Carlos Huerta's 178...Ranked 3rd in points scored with 292 and 4th on Hurricane career record books with 44 field goals made...First Hurricane player to handle kicking and punting duties since Mike Burke in 1972...Connected on 2-of-3 career field goals from 50+ yards, hitting 50-yarders vs. Pittsburgh as a freshman and vs. Arizona State as a sophomore...Made 3 field goals in a game on three separate occasions...Set Hurricane record with 9-of-9 PAT performance vs. East Tennessee State as a junior...Kicked game-winning field goal against Boston

College with three seconds remaining to cap the greatest comeback in Miami football history...Went entire season without a blocked punt in 1999...Led team in scoring with 82 points...Went 12-of-20 in field goals on the season...Went 3-for-4 in field goals vs. East Carolina (9/25), including a season-long 47-yarder...Averaged 40.2 yards per punt (21-for-884) with a long of 55...Converted 46-of-48 PATs on the season...Averaged 40.3 yards per punt, ranking 4th in the Big East in 1998...Hit career-long 61-yard punt at Syracuse (11/28)...Pinned 13 of 45 punts inside opponents' 20-yard line...Ranked 2nd on the team in scoring with 72 points...Hit 7-of-11 field goals and 51-of-55 PATs...Kicked off 15 times during the season with 4 touchbacks...Booted season-long 41-yard field goal vs. Cincinnati (9/12)...Handled every Hurricane punt and field goal attempt on the 1997 season...Hit 11-of-14 field goals and 28-of-31 PATs...Ranked 2nd on the team with 61 points...Hit 7-of-7 field goals inside the 40...His 50-yard field goal vs. Arizona State (9/13) tied his career-best...Averaged 39.6 yards on 46 punts...Pinned 11 punts inside opponents' 20-yard line with only 3 touchbacks...Earned 2nd-Team All-Big East honors in 1996...Hit 13-of-18 field goals...Averaged 38.8 yards per punt on the season...Led team in scoring with 77 points...Connected on a 50-yard field goal vs. Pittsburgh (9/28), the first 50+ effort of his career...Connected on 2-of-3 field goals of 45+ yards on the season...Redshirted in 1995.

PERSONAL Was top ranked kicker in the nation by *SuperPrep* and *National BlueChip* magazines as a senior at Highland Park High School in Dallas...Named to *USA Today's* 2nd Team All-USA as a kicker...*SuperPrep*, *BlueChip Illustrated*, *National BlueChip* and *Dallas Morning News* All-American...Hit all 114 PATs in high school career...Averaged 43 yards per punt in high school...Attended same high school as NFL legends Bobby Layne and Doak Walker...Hobbies include golf, basketball, hunting, fishing and tennis...Liberal arts major at Miami.

TIM ENGELHARDT, #94, DL, New Mexico State, 1st Year, HT 6-2, WT 279, DOB 5-12-78

PRO Spent the 2001 NFL Europe season with the Barcelona Dragons, helping lead the team to World Bowl IX...Earned All-NFL honors along with fellow Vikings defensive lineman Winfield Garnett...Ranked 5th in NFL and 1st on the Dragons with 6.5 sacks, adding 30 tackles, 3 passes defended and a forced fumble...**2000** Spent the 2000 training camp with the Vikings and was released on August 14...Originally signed by Minnesota as a rookie free agent on April 17, 2000...The only rookie free agent defensive lineman the Vikings signed.

COLLEGE Candidate for Lombardi Award entering his senior season...Served as a team captain...Started his final 35 games at NMSU...Started all 11 games as a senior, recording 54 tackles, including 15 tackles-for-loss and finished 2nd on the team with 5.5 sacks...Garnered 1st-team All-Big West honors for the third consecutive season...GTE Academic All-American...Academic All-Big West for the third consecutive year...Had first career interception vs. New Mexico Highlands (9/2)...Had 6 tackles, including 3 for-loss and 1.5 sacks vs. Boise State (11/13)...A 2nd-team selection to the All-Big West Conference team as a junior...Big West Academic All-Conference...Started 11 games, 10 at nose tackle and the final game at defensive tackle...Finished the season with 31 tackles, including 4 tackles-for-loss, a sack and a fumble recovery...Had 2 half-sacks and 6 tackles vs. New Mexico...Started in all 11 games of the 1997 season...Earned 2nd-team All-Big West honors...Named the Big West Special Teams Player of the Week vs. Idaho after blocking 2 field goal attempts...Finished the season with 28 tackles, including 4

tackles-for-loss and 3.5 sacks...Also Named to the Academic All-Big West team...Started in three of the final four games of the 1996 season and earned his first letter...Finished with 17 tackles, including a sack, 2 tackles-for-loss, and fumble recovery...Had a season-high 7 tackles vs. Southern Utah.

PERSONAL Member of the National Honor Society...Accounting major...Born at Edwards Air Force Base in California.

WINFIELD GARNETT, #79, DL, Ohio State, 1st Year, HT 6-6, WT 320, DOB 7-24-76

PRO Spent the 2001 NFL Europe season with Amsterdam, ranking 3rd in the League with 8.0 sacks and finishing 2nd on the Admirals with 46 tackles...Joined fellow Vikings defensive lineman Tim Engelhardt on the All-NFL team...Added a pass defended, 2 forced fumbles, 2 blocked field goals and a safety...Signed by the Vikings on February 19...Spent the 2000 training camp with New Orleans...Signed by the Saints on March 3, 2000 and released on August 22...Went to training camp in 1999 with Seattle, released on September 5...Posted 15 tackles and 2 sacks with Barcelona of NFL Europe in 1999...Originally began his NFL career as a rookie free agent with Jacksonville in 1998.

COLLEGE Started 25 of the 42 games he played at Ohio State...Served as a team co-captain in 1997 when he started all 13 games for the Buckeyes, including the Sugar Bowl...Notched 47 tackles and a pair of sacks on the season...Had a team-high and career-high 9 tackles in a pair of games as a senior, vs. Penn State and vs. Illinois...Posted 3 tackles for loss vs. Florida State in the Sugar Bowl...Started all 11 games in 1996...Ended the season with 27 tackles and a pair of sacks...Saves time in 11 games in 1995 as a reserve...Played in 6 games as a true freshman in 1994...Teammates with Corey Stringer at OSU in 1994.

PERSONAL Majored in technology education...All-American and All-State choice as a senior at Thornton High School in Harvey, Ill. as a senior...Amassed a 32-1 record as a junior in wrestling.

JEFF HAZUGA, #72, DL, Wisconsin-Stout, Rookie, HT 6-5, WT 277, DOB 4-29-78

PRO Signed as rookie free agent on April 23, 2001...Will compete for spot at defensive end...Accomplished pass rusher with good size and potential...Joins fellow Division III Wisconsin Intercollegiate Athletic Conference player Jeff Kostrewa (Wisconsin-LaCrosse) on the Vikings roster.

COLLEGE Starred in his lone season at Wisconsin-Stout after transferring from St. Cloud State...Named the Wisconsin Intercollegiate Athletic Conference Player of the Year for 2000...Posted 23 sacks and 48 tackles for loss in his college career...Selected to numerous All-America teams, including 1st-team honors from AFCA, Hewlett-Packard, Don Hansen's Football Gazette and USAFootball.com...Garnered 2nd-team All-America from D3Football.com and was a 3rd-team choice on the Associated Press Little All-America team...Helped UW-Stout improve from 2-8 record and last-place finish in the WSIC in 1999 to a 10-0 mark in 2000, winning the WSIC title and advancing to the NCAA Division III playoffs...The conference title was UW-Stout's first in 35 years and the trip to the NCAA playoffs was the first ever for the school...**2000** Started every game at DE...Set school record with 14 sacks and helped team set school record with 40...Let the WSIC in sacks and tackles for loss, notching 30 stops behind the line...Named the Blue Devil's Co-Most Valuable Defensive Player...Led UW-Stout defense that held opponents to 232 yards per game, held 5 of 11 opponents to negative yards rushing and held Lakeland College to -37 total yards...Blocked what would have been the game-tying extra point in the all-star Aztec Bowl...**1999** Started every game at RDE for Division II St. Cloud State...Ranked 6th on team with 58 tackles, posted 6 sacks and 11 tackles-for-loss...Ranked 2nd on the team with 6 sacks...Had a season-high 10 tackles vs. Northern Colorado...**1998** Ranked 8th on team with 45 tackles...Notched 6 tackles for loss and 3 sacks...Posted

season-high 6 tackles against Morningside and North Dakota State...Returned a fumble for a TD vs. Augustana...**1997** Had 9 tackles and a tackle for loss on the season...**1996** Redshirted and earned Defensive Scout Team Player of the Year honors.

PERSONAL Member of 1993 state championship team and 1994 state runner-up at Thorp High in Thorp, WI...High school team posted a 30-5 record with Hazuga as a starter...Named team's MVP Defensive MVP and an all-conference choice as a senior...Played in 20th Annual Wisconsin Shrine Bowl as a senior...Honor roll member...Also lettered in basketball...Enjoys skiing in his free time.

WES HINES, #64, OL, McNeese State, Rookie, HT 6-3, WT 305, DOB 12-14-77

PRO Signed by the Vikings as a rookie free agent in 2001...One of three Vikings' 2001 free agents signed to play offensive line...Currently the only player on the Vikings roster representing McNeese State.

COLLEGE Ranked as the nation's top offensive tackle in I-AA prior to the 2000 season...Started 50 straight games in his collegiate career...Increased his total of knockdown blocks every year at McNeese State...**2000** Named 2nd-Team All-America by Associated Press...Received first-team All-Southland Conference recognition and was selected as a 1st-team All-Louisiana choice his senior season...Received the Voris King Award as a team captain...Led the Cowboys in knockdown blocks (87) and grade percentage (90.5)...Recorded a career high 16.5 knockdown blocks versus Troy State...Against Prairie View he recorded a perfect grade (1.000)...Was a key member of the offensive line that allowed only 3 sacks for the entire season...Helped the Cowboys rank among the national leaders in scoring with an average of 26.2 points per game, in rushing offense with an average of 190.6 yards per game and in total offense, averaging 389.2 yards per game...**1999** Graded out at 83.5% and issued 78 knockdowns...**1998** Finished his sophomore campaign with an 82.5 grade percentage and 76 knockdowns...**1997** Was an immediate starter as a freshman for the Cowboys and had 74 knockdowns and an 82.0 grade percentage...Ranked 3rd on the team in knockdown blocks...Was named McNeese State's Scholar-Athlete of the Year in the Southland Conference...**1996** Redshirted.

PERSONAL Majored in accounting... Two-year letterman at Lee High in Baytown, TX...Earned all-district honors at Baytown.

ISAAC KEYS, #47, LB, Morehouse, Rookie, HT 6-4, WT 265, DOB 6-6-78

PRO Making the switch from a college DE to LB...Joins fellow Vikings rookies Cary Scott (Kentucky State) and Bennitt Waddell (Tuskegee) from the Division II Southern Intercollegiate Athletic Conference.

COLLEGE Developed into one of Division II's best pass rushers during his career...Led Morehouse in sacks as a junior and senior...**2000** Was named a 1st Team All-SIAC performer...Tied for SIAC lead with 11 sacks on the season despite missing two games due to injury...Tied for 3rd in the SIAC with 17 tackles for loss...Ranked 8th on the Morehouse team with 40 tackles...Added a fumble recovery, forced fumble and a pair of pass breakups...**1999** Led Morehouse with 9 sacks...Notched 67 tackles on the season, 39 of those solo...Forced 3 fumbles on the season and recovered 3...**1998** Had 27 tackles playing in a reserve role...**1997** Sat out the season after transferring from North Alabama...**1996** Redshirted as a freshman at perennial Division II power North Alabama.

PERSONAL Earned his bachelor's degree in health and physical education from Morehouse in May 2001...Standout football and baseball player at Hazelwood Central High School in St. Louis...All-Suburban North Conference choice as an offensive lineman as a senior when team advanced to state semifinals.

JEFF KOSTREWA, #49, TE, Wisconsin-LaCrosse, Rookie, HT 6-5, WT 261, DOB 11-21-78

PRO Athletic tight end with NFL size...Joins defensive end

Jeff Hazuga as rookie players from the Division III Wisconsin Intercollegiate Athletic Conference.

COLLEGE Ended his UW-LaCrosse career ranked 15th on the school's career receptions list with 70 catches and 19th in career yards with 939...Helped lead the traditionally strong UW-L program to a 25-14 mark during his career and win the 1999 WISC title...**2000** Named to the American Football Coaches Association Division III All-America team...A 2nd-Team All-America choice by Hewlett-Packard and a 3rd-Team All-America by *Football Gazette* and a 2nd-Team All-West Region choice...Selected to play in the 2000 Aztec Bowl All-Star Game in Merida, Mexico...Named 1st-Team All-WISC...Honored as UW-LaCrosse's Most Valuable Player...Led the Eagles with 42 catches, 628 receiving yards and 5 TDs...Ended his senior season strong with 18 catches for 216 yards and a TD in the final three games...Caught a pair of passes in Aztec Bowl to help the US Top Mexico 27-26...**1999** Named 2nd-Team All-WISC as a junior...Played in all 11 games for the team...Helped Eagles to a 7-4 mark and the WISC title...Had 13 catches for 139 yards and a TD...**1998** Saw action in eight games and pulled in 15 passes for 172 yards.

PERSONAL Majored in marketing...Graduate of Bradford High in Kenosha, WI...One of four Vikings players who played high school football in neighboring Wisconsin, joining fellow rookies Michael Bennett, Jeff Hazuga and Mike Solowid.

DEWAYNE MILES, #36, RB, West Texas A&M, Rookie, HT 6-0, WT 245, DOB 12-11-77

PRO Claimed by the Vikings off waivers from Detroit on June 18, 2001...Originally signed as a rookie free agent with the Lions...Joins LB Antonio Wilson as players from Texas' Lone Star Conference on the Vikings roster.

COLLEGE Left Division II West Texas A&M as the school's all-time leading rusher with 4,359 yards...Holds school record with 770 career rushing attempts...Holds school scoring record with 323 points and set WTAMU career touchdown record with 55, rushing for 54 of them...One of the most decorated players in school history...Surpassed the WTAMU career rushing mark of 3,542 yards set by Bo Robinson from 1975-78...Ended college career averaging 5.6 yards per carry and 101.4 yards per game...**2000** Named 1st Team All-America by *Football Gazette* and honored as a 2nd Team All-American by Daktronics...Selected to the All-Lone Star Conference 1st Team and All-West Region Team...Chosen the LSC Offensive Player of the Year after leading the conference in rushing...Ran for 209 yards on 32 carries at Tarleton State to set the school's career rushing record...Ended his senior season with 1,524 yards on 270 carries (5.6 avg.) with 16 rushing TDs...Averaged 138.5 yards per game on the ground...Ran for 100+ yards in 11 of his final 13 college games...Accounted for 75% of the Buffalo's rushing output on the season (1,524 of 2,024 team yards)...Caught 10 passes for 92 yards on the season...Had career-high 243 rushing yards vs. Eastern New Mexico on 27 carries...Had season-high 3 rushing TDs vs. Tarleton State...**1999** Named All-West Region and a 2nd Team All-LSC honoree...Ran for 1,053 yards on 177 carries as a junior...Averaged 95.7 yards per game...Ran for 11 TDs on the season...**1998** A 1st Team All-LSC choice and an All-West Region pick...Ran for 937 yards on 158 carries and 15 TDs...Averaged 93.7 yards per game...Averaged 5.9 yards per carry...**1997** A 1st Team All-LSC honoree and a 2nd Team All-West Region...Named the LSC Freshman of the Year...Ran for 845 yards on 165 carries and 12 TDs...Averaged 76.8 yards rushing per game.

PERSONAL Twice named All-State as a LB and RB at Amherst High School in Amherst, TX...Played six-man football as a prep...Graduated with degree in general studies from WTAMU in spring 2001.

ROMARO MILLER, #12, QB, Mississippi, Rookie, HT 6-1, WT 195, DOB 9-12-78

PRO Will compete for the third quarterback spot with Billy Cockerham...Talent college passer who left Mississippi holding several school records and a 22-13 record as a starter.

COLLEGE Ranks 1st in Ole Miss history in passing yards (6,311), TD passes (43), 200 yard passing game (18) and 250-yard passing games (8)...Ranks 18th on the Southeastern Conference all-time honor roll...Tied school record for 300 yard passing games with 3...Ranks 2nd in school history in completions (497), attempts (902) and total offense (6,413 yards)...Is the only Rebels player to pass for 2,000 yards in 2 separate seasons...His 18 TD passes as a senior tied Charlie Conerly's 1947 school record and was the 3rd-best total in the SEC in 2000...Posted at least five games with 200+ passing yards in 1998, '99 and 2000, the first player in school history to accomplish the feat...**2000** Became the first QB in Ole Miss history and the 15th in SEC history to throw 40 TDs when he connected with a pair of scoring passes against Arkansas...Went 161-of-295 for 2,012 yards and 18 TDs on the season...Posted a season-best 302 passing yards in the season-opener vs. Tulane...Threw for 287 yards against LSU on 20-of-37 passing...Ran for a career-high 60 yards on 4 attempts against Mississippi State and caught his first career TD pass when Deuce McAllister hit him with a 20-yard halfback pass...Selected by the Ole Miss Quarterback Club as Offensive Player of the Week vs. Tulane and Kentucky and shared the honor with McAllister for the Mississippi State game...Served as a team captain...**1999** Started all 12 games...Candidate for the Davey O'Brien Award...completed 54.4 percent of his passes on the season...Went 147-of-270 for 1,999 yards and 14 TDs...Threw a TD pass in eight straight games, tying the school record held by Archie Manning...Threw for 200+ yards in 5 games on the season...Had a season-high 232 passing yards against Arkansas...Threw a career-long 78 yarder on a screen pass against Vanderbilt...Went over the 200-yard passing mark against Oklahoma in the Sanford Independence Bowl...**1998** Saw action in 11 games...Was named Offensive Player of the Game in helping Ole Miss upset Texas Tech in the Sanford Independence Bowl, 35-18...Set an Independence Bowl record with 3 TD passes in the game...Went 184-of-326 for 2,273 yards and 11 TDs on the season...Threw for over 2,200 yards in his first season as the Rebels starter and missed the season finale at Mississippi State with a broken collarbone...Went over the 200-yard passing mark seven times on the season...Ranked 4th in the SEC with 227.3 passing yards per game and 230.6 yards of total offense...Had the best debut by a Mississippi quarterback in school history with 332 yards and 2 TDs on 26-of-40 passing against Memphis...Set his career-high with 351 yards on 32-of-51 passing against SMU and engineered the biggest comeback in school history...**1997** Saw time in three games as a true freshman...Went 5-of-11 with 27 yards on the season.

PERSONAL Named the 1996 Mississippi Player of the Year as a senior...A Parade and SuperPrep All-America and ranked as the 4th-best quarterback prospect in the nation by SuperPrep...Threw for over 9,000 yards, 89 TDs and ran for another 38 TDs to set a Mississippi state record with 127 total TDs...Set state single-season record as a senior with 38 TD passes, 3,579 yards, 4,643 yards of total offense and was responsible for 51 TDs...Drafted in the 15th round by the Milwaukee Brewers in 1997...Honor roll student...Majored in radio and television...Selected to Who's Who Among Students in American Universities and Colleges.

LONNY MITCHELL, #18, WR, San Diego State, 1st Year, HT 6-2, WT 205, DOB 1-14-77

PRO Coming off the 2001 NFL Europe season with the Scottish Claymores...Caught 5 passes for 46 yards and had a carry for 13 yards for the Claymores...Went to training camp with the St. Louis Rams in 2000 as a rookie free agent...One of five San Diego State players on the Vikings' training camp roster...Was an Aztec teammate with Mike Malano, Brian Russell and Antwone Young.

COLLEGE Made the switch from quarterback to wide receiver at San Diego State...Ended his college career with 38 catches for 640 yards and 4 TDs...Ranked 5th on the team as a senior with 14 catches and 276 receiving yards...Started eight games at WR as a junior in 1998...Ended the season with 16 catches for 226 yards...Caught 3 passes against

Wisconsin for 39 yards with a long of 25...Missed three games in 1998 with a knee injury...Returned a fumble 60 yards for the Aztecs' lone score in the 1998 Las Vegas Bowl...Made the move to WR from QB during fall drills in 1997...Saw action in four games as a sophomore...Caught 8 passes on the year for 138 yards and had a pair of TD catches, one each against Wyoming and Colorado State...Did not see game action as a backup QB in 1996 as a redshirt freshman...Redshirted as a freshman in 1995.

PERSONAL Football, basketball and track standout at Serra High in San Diego...Three-year starter at QB and ranked as one of Southern California's best throwing quarterbacks...Started a community beautification program in college in the City Heights area that included more than 100 student athletes from SDSU...Father, Larry, played football at SDSU under the legendary Don Coryell...Majored in theater...Married, wife's name is Noel...Has two sons, Jahloni and Kaelyn.

BRIAN MORTON, #7, P, Duke, Rookie, HT 6-6, WT 227, DOB 9-23-78

PRO Signed as a rookie free agent on April 26, 2001...Will compete with two-time defending NFC punting champion Mitch Berger during training camp.

COLLEGE Ended his college career as the Atlantic Coast Conference's all-time leader in punts with 282 and punting yardage at 12,000 yards (42.6 average)...His 42.55 career punting average is the 8th best in ACC history...Left Duke holding school records for longest punt (80 yards) and punting yards in a season (3,478)...**2000** A 1st-team All-America choice by The Sporting News and Football Writers Association of America...A 1st-team All-ACC honoree...Punted 77 times for 3,478 yards (45.2 avg.)...Led the ACC and finished 2nd nationally with a 45.2 average on the season, the 2nd-best single season average in Duke history...Set school record with 3,478 yards in a season...Finished the season with 13 punts downed inside the opponent's 20 yard line...Top game of the season was vs. Virginia with 7 punts, 48.3 avg., 4 inside the 20...**1999** Ranked 3rd in the ACC with a 42.8 average...A 2nd-team All-ACC honoree...His average ranked 5th-best in Duke history...Had 73 punts on the season for 3,125 yards...Broke a 55-year school record by booming an 80-yard punt vs. Clemson...Averaged 53.2 yards per kick on 6 punts vs. Maryland...Notched a 48.9 average vs. Clemson on 7 punts...**1998** Punted 73 times for 2,952 yards and a 40.4 average...Had a season-long punt of 65 yards on two occasions during the season...Averaged 45.1 yards on 8 punts vs. Florida State...**1997** Had 59 punts for 2,445 yards with a 41.4 average.

PERSONAL Averaged 42.5 yards per punt as a senior at Auburndale High School in Auburndale, FL...Over 80 percent of his kickoffs were touchbacks and he connected on 24-of-28 field goals in his career...Participant in the Shriners Florida North-South Game...Four-time letterwinner in football and soccer...Three-time letterwinner in baseball...Member of National Honor Society and his class salutatorian...Chemistry major.

SHAUN PAGA, #45, FB, California, Rookie, HT 6-1, WT 240, DOB 11-16-77

PRO Signed with the Vikings as a free agent on April 23, 2001...Will compete at fullback and on special teams...Hard-nosed athlete with only two seasons of college football experience.

COLLEGE Returned to the California football team in 2000 after sitting out two seasons to concentrate on rugby...Lined up at DE and recorded 25 tackles (15 solos) and a safety on the season...**1997** Lettered as a special teams performer...Mainstay on the Golden Bears kickoff and punt return units...**1996** Walked on and redshirted his first season while serving as a scout team linebacker.

PERSONAL Born in Auckland, New Zealand...Lived there and learned to play rugby before moving to California at age nine...Joins fellow New Zealand native David Dixon on the Vikings roster...Standout linebacker at Menlo-Atherton High School (Redwood City, CA)...Earned 1st Team All-Peninsula

League and San Mateo County honors as a senior...A 1st Team All-State selection for mid-sized schools in 1995...Major in American Studies at California...Featured in *ESPN Magazine* for his exceptional rugby ability...Youngest member of the 1999 U.S. World Cup rugby team...Recognized as the top college rugby player in the nation...Played on five consecutive national championship rugby teams at California.

BRIAN RUSSELL, #32, S, San Diego State, Rookie, HT 6-2, WT 205, DOB 2-5-78

PRO Signed by the Vikings as a rookie free agent on April 30th, 2001...One of five Vikings players on the roster from San Diego State.

COLLEGE Versatile player who made the transition from quarterback to safety midway through his junior season...**2000** All-Mountain West Conference defensive back...Started all 11 games, seven at safety and four at corner...Finished the season 4th on the team with 68 tackles, including 41 solo stops, 5 tackles-for-loss, an interception, 3 passes defended, and 2 fumble recoveries...Had a season-high 10 tackles, 8 solo, and made a fumble recovery vs. Illinois...Finished with 6 tackles and an interception at Arizona...Tied his season-high of 10 tackles, recovered a fumble, and had a pass defended at BYU...**1999** Played in eight games on the season...Finished with 20 tackles and 2 passes defended at strong safety after starting the season at quarterback...Completed 19-of-42 for 215 yards and 2 touchdowns on the year...Opened the season at QB throwing for 118 yards on 11-of-18 passing, 2 touchdowns and added a run of 43 yards vs. South Florida...Completed 8-of-21 passes for 93 yards at Illinois...Made his defensive debut at Utah, contributing 10 tackles...Had 2 tackles and a pass defended vs. BYU...Finished the season making 6 tackles and a pass defended vs. Wyoming...**1998** Teams' offensive captain...Took over at QB in the 1st quarter of the second game of the season at USC due to an injury suffered by the starter...Finished with 5 rushing touchdowns on the season, the most for a SDSU quarterback since 1981...Made his first start in the third game of the season vs. Arizona...Ran for 51 yards, the most rushing yards for an Aztec QB in 17 years, in the Aztecs' first win of the season at Tulsa...Completed 55-of-84 attempts for 663 yards, including 2 touchdowns and an interception and a passer rating of 137.3 in his last three games of the season...Finished the season with a season-high 267 yards passing vs. UTEP...Led SDSU to a Las Vegas Bowl berth vs. North Carolina...**1997** Redshirted for the Aztecs after transferring from Penn...**1996** First freshman to ever start at QB for Penn...Played in 10 games, making two starts vs. Harvard and Cornell...Finished 27-of-43 for 320 yards adding 4 touchdowns and 4 interceptions on the season...Named by League Rookie of the Week.

PERSONAL Academic All-Mountain West Conference selection in 1999 and 2000, academic all-WAC selection in 1998, and a winner of the SDSU Monty Award for maintaining a 3.5 or higher GPA in both 1997 and 1998...Kinesiology major...Quarterback for Bishop Amat High School in West Covina, CA...Led the school to the 1995 CIF Division I Championship...Del Rey League Champions in 1993 and 1994 and runners up in 1995.

MIKE SOLWOLD, #62, LS, Wisconsin, Rookie, HT 6-6, WT 244, DOB 9-30-77

PRO Signed to the Vikings roster as a rookie free agent on April 26, 2001...Teammate of Vikings 1st round selection Michael Bennett at Wisconsin.

COLLEGE Was perfect on both punts and placements in his two years as the teams regular long snapper...Three-time letter winner...Played on Wisconsin's back-to-back Rose Bowl teams in 1998 and '99...**2000** Played in all 13 games for the Badgers serving as the long snapper for all punts and placements...Snapped to punter Kevin Stelmie who led the nation in net punting and winner of the inaugural Ray Guy Award, given to the top punter in the nation...Added a special teams tackle on the year...Won his third letter...**1999** Was the long snapper in all 12 games for both punts and placements...Key

element for the Badgers' league-best kicking game that scored 94 points from All-Big Ten 1st-team kicker Vitaly Pisketsky...Long snapper for a streak of 14-of-14 consecutive field goals made that set a school record and tied for second-best in Big Ten history...Won his second letter as a long snapper...Perfect on snaps during first year as a starter...Credited with 2 assists vs. Minnesota...Added 2 special teams tackles on the year...Was a reserve tight end for the Badgers...**1998** Backup long snapper behind Mike Schneck, who signed with the Pittsburgh Steelers following the season...Played tight end on the scout team...**1997** Earned his first letter as a member of the special teams...**1996** Redshirted in his first season with the Badgers.

PERSONAL Named Prep Football, *The Sporting News*, *National Recruiting Advisor*, Schutt Sports Group and Super Prep All-American tight end at Arrowhead High School in Hartland, WI...Gatorade Circle of Champions Player of the Year...Captain and team MVP as a senior...Played in the Wisconsin Shrine Game...Started on teams that won the 1993 and 1994 State Championships...Finished high school career with 39 receptions...History major at Wisconsin.

T.J. SUTHERLAND, #14, WR, Northwestern St., Rookie, HT 6-5, WT 312, DOB 5-26-77

PRO Signed by the Vikings on June 4, 2001...Joins fellow Northwestern State products Kenny Wright and Oscar Comeaux on the Vikings roster.

COLLEGE Averaged 18.9 yards per catch in his college career...Productive college receiver led the Demons in receptions, yards and TDs as a senior and ranked 2nd on the team in scoring with 36 points...**2000** Named 2nd-Team All-Southland Football League...Hauled in 34 passes for 715 yards (21.0 avg.) and 6 TDs...Ranked 4th in the SFL in receiving yards and tied for 8th in the League in receptions...Carried the ball once for 13 yards...**1999** Saw action in six games due to injuries but averaged over 18 yards per catch...Pulled in 11 passes for 199 yards on the season with a long of 40...**1998** Saw action in 10 games and all three postseason games...Caught 20 passes for 332 yards and 3 TDs...Pulled in 4 passes for 168 yards and a 59-yard TD in the first-round playoff win over Illinois State...His 103 yards on 2 catches vs. Illinois State was his first 100-yard game...Named the team's offensive MVP for performance against Southern...Pulled in 7 passes over 35 yards on the season...**1997** Saw time in eight games on the season...Caught 5 passes for 81 yards...Had a pair of catches for 26 yards against Northeast Louisiana...Caught his first collegiate TD against Henderson State on a 27-yard pass...**1996** Redshirted.

PERSONAL Majored industrial technology...Attended East St. John High School in Reserve, LA...Had 7 TD catches on 27 receptions as a senior...Team captain and offensive MVP as a senior...Named 1st-Team All-District and All-River Parish as a senior...Earned All-State honors in baseball as a senior.

BENNETT WADDELL, #68, OL, Tuskegee, Rookie, HT 6-5, WT 312, DOB 5-26-77

PRO Signed as a free agent with the Vikings on April 22, 2001...Joins Kentucky State CB Carey Scott as rookie players from the Southern Intercollegiate Athletic Conference on the Vikings roster...One of three rookie free agent offensive linemen signed by the Vikings.

COLLEGE Helped lead Tuskegee to a perfect 12-0 season, earning the 2000 National Black College football championship...Also part of the 1997 Hampton University team that was crowned the Sheridan Broadcasting Network Black College National Champions...Tuskegee won the SIAC title in 2000, the 19th SIAC crown in school history...Team was ranked #1 nationally in four polls and won Pioneer Bowl IV 12-9 over Winston-Salem State...The Tigers' 12-0 season was only the second in 109 years of football at the school...Transferred to Tuskegee from Hampton...Had to sit out the 1999 season due to his transfer, playing only one season at Tuskegee...Played 1996-98 at Hampton...**2000** Named to the Sheridan Broadcasting Network All-America

Team...Honored as a 1st-Team All-SIAC pick...Named the SIAC Lineman of the Year...Selected the SIAC Lineman of the Week on three occasions during the season...Selected to play in the Cactus Bowl Division II All-Star Game in Kingsville, TX...Helped Tuskegee lead the SIAC in scoring offense at 32.2 points per game and average 174.3 yards per game rushing...Paved the way for tailback Severon Zachery to gain 1,094 yards on 200 carries (4.9 avg.)...Team scored 24 rushing TDs on the season...**1999** Sat out season due to transfer from Hampton University...**1998** Started every game for the Pirates at RT...**1997** Started at RT for the Hampton Pirates as they went 10-1, won the Mid East Athletic Conference title and were crowned the Sheridan Broadcasting Network Black College National Champions...Honored as a 2nd-Team ALL-MEAC selection...Tabbed as the MEAC Player of the Week for his performance at Liberty...**1996** Named to the MEAC All-Rookie Team and a 2nd-Team All-MEAC choice. **PERSONAL** Graduate of Southern Durham High in Durham, NC...Psychology major at Tuskegee.

JAMES WOFFORD, #44, RB, UNLV, Rookie, HT 6-0, WT 200, DOB 6-6-78

PRO Will compete for time at RB for the Vikings...Was converted from RB to FB during college career...Rejoins college teammate Talance Sawyer with the Vikings.

COLLEGE Ended his college career at UNLV's 6th ranked rusher of all time with 1,861 yards, 64 yards shy of Ickey Woods in 5th place...**2000** Saw time in all 12 games for the Running Rebels...Ranked 4th on the team in rushing with 189 yards on 31 carries, a 6.1 yard per carry average...Caught 5 passes for 66 yard on the season...Ran for 138 yards on just 10 carries at Mississippi in a game that was decided in overtime...Game at Ole Miss was his fourth career 100-yard rushing performance and his first since 1998...Scored his lone TD of the season at Mississippi...Rounded out his college career playing in the 2000 Las Vegas Bowl against Arkansas where he carried 4 times for 44 yards and caught a 2-yard pass...**1999** Started six games at fullback...Led UNLV in rushing at New Mexico with 57 yards on 9 carries, including a long of 33...Caught 10 passes on the season for 86 yards, including a 10-yard TD in the season finale at Colorado State...**1998** Started all 11 games at tailback in the Rebels one-back set...Led team with 816 yards on 173 carries, both career-highs, and scored 5 rushing TDs...His 816 yards ranks 11th in UNLV single-season history...Ranked 10th in the Western Athletic Conference with 74.2 yards per game...Led the team in scoring with 30 points...Caught 4 passes for 33 yards on the season...Ranked 2nd on the team with 849 all-purpose yards...Ran for career-high 184 yards on 28 carries against Wyoming, the 18th best performance in UNLV history...Had a career-long 55 yard TD run against Nevada-Reno, the longest Rebel run of the season...**1997** Started final five games of the season...Ranked 2nd on the team with 624 yards and led the team with 4 rushing TDs...**1996** Redshirted after suffering a leg injury during fall camp.

PERSONAL Ran for over 1,500 yards and caught more

than 200 yards in passes as a senior at Bakersfield High in Bakersfield, CA...Named the Southeast Yosemite League's Offensive MVP as a senior...Older brother, Steve, was a standout RB at Southern University...Majored in communications.

FEARON WRIGHT, #66, LB, Rhode Island, Rokie, HT 6-2, WT 235, DOB 9-30-78

PRO Converting from a pass-rushing DE in college to a pro LB.

COLLEGE Played two seasons for Division I-AA Rhode Island after transferring from Dean Junior College...**2000** Started all 11 games at DE...Ended the season ranked 5th on the team with 76 tackles...Led the Rams with 14 tackles for loss...Ranked 2nd on the team with 7.0 sacks...Forced 3 fumbles, recovered 2 fumbles and broke up 3 passes...Had season-high 10 tackles against James Madison and Richmond...Served as a team co-captain...**1999** Had 24 tackles on the season...Saw action in seven games on the season...Had 8 tackles and a tackle for loss vs. Maine...Had 7 tackles against William and Mary...Served as a team captain and was named defensive MVP...Named all-conference in 1998 after leading the team with 68 tackles.

PERSONAL Named all-county as a senior at Ferris High in Jersey City, NJ...Served as a team captain as a junior and senior...Born in Jamaica...Communications studies major.

ANTWONE YOUNG, #75, DE, San Diego State, 1st Year, HT 6-2, WT 270, DOB 1-28-77

PRO Spent the 2001 NFL Europe campaign with the Berlin Thunder, helping the team to World Bowl IX...Ranked 2nd on the Thunder with 4.5 sacks, adding 26 tackles, 2 passes defended and 2 forced fumbles...Went to training camp in 2000 with the Vikings and was released on August 19...Played at FB for Vikings in training camp but moved back to DE while on the practice squad...Spent five weeks on the Vikings practice squad late in the 2000 season, signing on November 15 and being released on December 19.

COLLEGE Ended college career with 6 sacks and 13 tackles for loss...Played in 11 games in 1999...Ranked 3rd on team with 10 tackles for loss...Tied for 3rd on team with 4 sacks...Posted 9 tackles, a tackle for loss and a pass break-up in 1998...Opened the season as starting defensive end before moving to defensive tackle...Saw action in all 12 games on the season with 4 starts in 1997...Notched 10 tackles (5 solo) and added a pair of sacks...Sat out to regain eligibility in 1996...Redshirted in 1995.

PERSONAL Played FB, TE, OLB and DE at Inglewood High...Ranked as the 15th-best overall high school prospect in the Far West by *Super Prep Magazine*...A 1st-Team All-Bay selection on defense as a senior...Student council representative at Inglewood High.

PAIR OF VIKINGS NAMED TO ALL-NFL EUROPE TEAM

Vikings defensive linemen Winfield Garnett (left) and Tim Engelhardt (right) were named to the All-NFL Europe Team for the 2001 season. Garnett started every game for the Amsterdam Admirals and ranked 3rd in NFL Europe with 8 sacks along with posting 46 tackles. Engelhardt started every game for the Barcelona Dragons and led the team with 6.5 sacks, good for 5th in NFL Europe. The Dragons advanced to World Bowl IX, the League's championship game at the end of the season.



HOW THE VIKINGS WERE BUILT

Year	Draft	Trades	Free Agency/Waivers
1990	—	—	WR Cris Carter (waiv-Phil.)
1992	LB Ed McDaniel (5)	—	—
1994	—	—	G David Dixon** S Robert Griffith* WR Chris Walsh**
1995	T Korey Stringer (1b) S Orlando Thomas (2a)	— —	—
1996	RB Moe Williams (3)	—	P Mitch Berger** FB Harold Morrow (waiv-Dall.)
1997	CB Robert Tate (6)	—	QB Todd Bouman*
1998	WR Randy Moss (1) LB Kailee Wong (2) C Matt Birk (6)	— — —	K Gary Anderson** OL Chris Liwienski*
1999	QB Daunte Culpepper (1a) FB Jim Kleinsasser (2) CB Kenny Wright (4a) T Jay Humphrey (4b) DE Talance Sawyer (6a)	— — — — —	TE Andrew Jordan** G Corbin Lacinia** CB Don Morgan* C Cory Withrow**
2000	DT Chris Hovan (1) DT Fred Robbins (2a) DE Michael Boireau (2b) RB Doug Chapman (3) LB Antonio Wilson (4a) DB Tyrone Carter (4b) WR Troy Walters (5) OL Mike Malano (7a) OL Lewis Kelly (7c)	— — — — — — — — —	OL Brad Badger** TE Matt Cercone** QB Billy Cockerham* TE John Davis** DL Tim Engelhardt* LB Lemanski Hall** WR Nate Jacquet** CB Carl Kidd** LB Jim Nelson (waiv.-G.B.) LS Mitch Palmer** LB Craig Sauer** CB Wasswa Serwanga** DE Fernando Smith** DE Antwone Young*
2001	RB Michael Bennett (1) DT Willie Howard (2) CB Eric Kelly (3) DT Shawn Worthen (4a) WR Cedric James (4b) LB Patrick Chukwurah (5) CB Carey Scott (6) OL Brian Crawford (7)	— — — — — — — —	TE Byron Chamberlain** WR Kenny Clark* OL Oscar Comeaux* K Andy Crosland (waiv.-Carolina) DL Winfield Garnett** DL Jeff Hazuga* OL Wes Hines* DE Lance Johnstone** WR Joey Kent** LB Isaac Keys* CB Carl Kidd** TE Jeff Kostrewa* QB Romaro Miller* RB DeWayne Miles (waiv.-Detroit) WR Lonny Mitchell** P Brian Morton* FB Shaun Paga* WR Jake Reed** S Brian Russell* LS Mike Solwold* WR T.J. Sutherland* OL Bennitte Waddell* RB James Wofford* LB Fearon Wright*

* Player was a rookie free agent when he joined the Vikings

** Player was an NFL veteran or had been in other camps before joining the Vikings

2001 VIKINGS ALPHABETICAL ROSTER

No.	Name	Pos.	Hgt.	Wgt.	Birthdate	NFL Exp.	College	H.S. Home Town
1	Anderson, Gary	K	5-11	193	7/16/59	20	Syracuse	Durban, South Africa
74	Badger, Brad	G	6-4	319	1/11/75	4	Stanford	Corvallis, OR
23	Bennett, Michael	RB	5-9	211	8/13/78	R	Wisconsin	Milwaukee, WI
17	Berger, Mitch	P	6-4	228	6/24/72	6	Colorado	Vancouver, Canada
78	Birk, Matt	C	6-4	308	7/23/76	4	Harvard	St. Paul, MN
92	Boireau, Michael	DE	6-4	276	7/24/78	2	Miami	N. Miami Beach, FL
8	Bouman, Todd	QB	6-2	229	8/1/72	4	St. Cloud State	Ruthton, MN
80	Carter, Kris	WR	6-3	208	11/25/65	15	Ohio State	Middletown, OH
22	Carter, Tyrone	DE	5-8	190	3/31/76	2	Minnesota	Pompano Beach, FL
48	Cercone, Matt	TE	6-5	252	11/30/75	1	Arizona State	Bakersfield, CA
87	Chamberlain, Byron	TE	6-1	264	10/17/71	7	Wayne State (Neb.)	Ft. Worth, TX
23	Chapman, Doug	RB	5-10	215	8/22/77	2	Marshall	Chesterfield, VA
50	Chukwurah, Patrick	LB	6-1	239	3/1/79	R	Wyoming	Irving, TX
15	Clark, Kenny	WR	6-1	227	5/14/78	R	Central Florida	Ocala, FL
5	Cockerham, Billy	QB	6-1	217	3/18/77	R	Minnesota	Clayton, CA
65	Comeaux, Oscar	OL	6-4	298	11/23/77	R	Northwestern St.	Houston, TX
73	Crawford, Brian	OL	6-6	324	9/27/77	R	Western Oregon	Lake Oswego, OR
4	Crosland, Andy	P/K	6-3	220	11/17/76	1	Miami	Dallas, TX
11	Culpepper, Daunte	QB	6-4	250	1/28/77	3	Central Florida	Ocala, FL
89	Davis, John	TE	6-4	260	5/14/73	5	Emporia St.	Jasper, TX
71	Dixon, David	G	6-5	346	1/5/69	8	Arizona State	Auckland, New Zealand
94	Engelhardt, Tim	DT	6-2	279	5/12/78	1	New Mexico St.	Alamogordo, NM
79	Garnett, Winfield	DT	6-6	320	7/24/76	1	Ohio State	Harvey, IL
24	Gniffith, Robert	S	5-11	198	11/30/70	8	San Diego State	San Diego, CA
53	Hall, Lemonski	LB	6-0	235	11/24/70	7	Alabama	Valley, AL
72	Hazuga, Jeff	DE	6-5	277	4/29/78	R	Wisconsin-Stout	Thorp, WI
64	Hines, Wes	OL	6-3	305	12/14/77	R	McNeese State	Baytown, TX
99	Hovan, Chris	DT	6-2	305	5/12/78	R	Boston College	Rocky River, OH
91	Howard, Willie	DT	6-3	298	12/26/77	R	Stanford	Mountain View, CA
87	Humphrey, Jay	T	6-6	313	6/20/76	2	Texas	Richardson, TX
63	Jacquet, Nate	WR	6-0	185	9/2/75	4	San Diego St.	Duarte, CA
13	James, Cedric	WR	6-1	199	3/19/79	R	TCU	Kennedale, TX
51	Johnstone, Lance	DE	6-4	253	6/11/73	6	Temple	Germantown, PA
85	Jordan, Andrew	TE	6-6	272	6/21/72	7	Western Carolina	Charlotte, NC
25	Kelly, Eric	CB	5-10	197	1/15/77	R	Kentucky	Panama, FL
61	Kelly, Lewis	OL	6-4	272	4/21/77	R	South Carolina St.	Lithonia, GA
19	Kent, Joey	WR	6-1	196	4/23/74	4	Tennessee	Huntsville, AL
47	Keys, Isaac	LB	6-4	265	5/6/78	R	Morehouse	Florissant, MO
46	Kidd, Carl	CB	6-1	205	6/14/73	3	Arkansas	Pine Bluff, AK
40	Kleinsasser, Jim	FB	6-3	272	1/31/77	3	North Dakota	Carrington, ND
49	Kostrewa, Jeff	TE	6-5	261	11/21/78	R	Wisconsin-LaCrosse	Kenosha, WI
76	Lacina, Corbin	G	6-4	302	11/2/70	7	Augustana	St. Paul, MN
63	Lhwienski, Chris	OL	6-5	321	8/2/75	3	Indiana	Sterling Heights, MI
69	Malano, Mike	OL	6-2	307	10/16/76	2	San Diego St.	Scottsdale, AZ
58	McDaniel, Ed	LB	5-11	229	2/23/69	10	Clemson	Batesburg, SC
36	Miles, DeWayne	RB	6-0	245	12/11/77	R	West Texas A&M	Amherst, TX
12	Miller, Romaro	QB	6-1	195	9/12/78	R	Mississippi	Shannon, MS
18	Mitchell, Lonny	WR	6-2	205	1/14/77	1	San Diego St.	San Diego, CA
31	Morgan, Don	S	5-11	200	9/15/75	1	Nevada-Reno	Stockton, CA
33	Morrow, Harold	FB	5-11	224	2/24/73	6	Auburn	Mapleville, AL
7	Morton, Bran	P	6-6	231	9/23/78	R	Duke	Auburndale, FL
84	Moss, Randy	WR	6-4	198	2/13/77	4	Marshall	Rand, WV
56	Nelson, Jim	LB	6-1	234	4/16/75	3	Penn State	Waldorf, MD
90	Northern, Gabe	LB	6-3	241	6/8/74	6	LSU	Baton Rouge, LA
45	Paga, Shaun	FB	6-1	233	11/16/77	R	California	Atherton, CA
57	Palmer, Mitch	LS	6-4	257	9/23/73	4	Colorado St.	Poway, CA
86	Reed, Jake	WR	6-3	213	9/28/67	11	Grambling	Covington, GA
98	Robbins, Fred	DT	6-4	312	3/25/77	2	Wake Forest	Pensacola, FL
32	Russell, Brian	S	6-2	204	2/5/78	R	San Diego St.	West Covina, CA
59	Sauer, Craig	LB	6-1	235	12/13/72	6	Minnesota	Sartell, MN
97	Sawyer, Talance	DE	6-2	272	6/14/76	3	Nevada-Las Vegas	Bastrop, LA
41	Scott, Carey	CB	5-11	207	8/11/78	R	Kentucky St.	Savannah, GA
29	Servanga, Wasswa	CB	5-11	203	7/23/76	3	UCLA	Sacramento, CA
90	Smith, Fernando	DE	6-6	287	8/2/71	8	Jackson State	Flint, MI
62	Solowid, Mike	LS	6-6	244	9/30/77	R	Wisconsin	Hartland, WI
77	Stringer, Korey	T	6-4	339	5/8/74	6	Ohio State	Warren, OH
14	Sutherland, T.J.	WR	6-0	185	7/20/78	R	Northwestern St.	Vacherie, LA
28	Tate, Robert	CB	5-10	193	10/19/73	5	Cincinnati	Harrisburg, PA
42	Thomas, Orlando	S	6-1	225	10/21/72	7	SW Louisiana	Crowley, LA
68	Waddell, Bennitte	OL	6-5	308	5/26/77	R	Tuskegee	Sanford, NC
81	Walsh, Chris	WR	6-1	199	12/12/68	9	Stanford	Concord, CA
82	Walters, Troy	WR	5-7	173	12/15/76	2	Stanford	College Station, TX
21	Williams, Moe	RB	6-1	210	7/26/74	6	Kentucky	Columbus, GA
54	Wilson, Antonio	LB	6-2	247	12/29/77	2	Texas A&M-Comm.	Dallas, TX
60	Withrow, Cory	C	6-2	282	4/5/75	2	Washington State	Spokane, WA
44	Wofford, James	RB	6-0	186	6/6/78	R	UNLV	Bakersfield, CA
52	Wong, Kaliee	LB	6-2	250	5/23/76	4	Stanford	Eugene, OR
95	Worthen, Shawn	DT	6-0	316	9/12/78	R	TCU	San Antonio, TX
66	Wright, Fearon	LB	6-2	235	9/30/78	R	Rhode Island	Jersey City, NJ
20	Wright, Kenny	CB	6-1	205	9/14/77	3	Northwestern St.	Ruston, LA
75	Young, Antwone	DE	6-2	270	1/28/77	R	San Diego St.	Inglewood, CA

2001 VIKINGS STRENGTH OF SCHEDULE

The Vikings 2001 schedule features some of the NFL's best teams in recent years and ranks as the hardest schedule in the League by the strength of schedule formula. The Vikings will play seven games against teams that made the playoffs in 2000, including both participants in Super Bowl XXXV. Along with the defending World Champion Baltimore Ravens, the Vikings take on the NFC Champion New York Giants and the 1999 AFC Champion Tennessee Titans. Minnesota will take on three Division winners in 2001, Tennessee, NY Giants and New Orleans.

The Vikings will have a pair of games on Monday Night Football, travelling to Baltimore on September 17 and hosting the Giants on November 19. The Vikings are 4-2 in their six games on Monday Night Football. The Vikings welcome NFC Central rival Chicago to the Metrodome on November 25 for an ESPN Sunday Night Football game. Minnesota has had success on Sunday Nights, going 6-1 in the past seven games.

The intensifying Tampa Bay-Minnesota rivalry will be the final games between the teams as members of the NFC

Central. The two clubs have split their series every season since 1993 and have combined to win the past three Central Division titles (Minnesota 1998, 2000; Tampa Bay 1999). The traditional Green Bay-Minnesota rivalry will feature a Vikings visit to Lambeau Field for the regular-season finale on December 30. The border rivalry is deadlocked at 39-39-1 over the 40-year history of the matchup and is even at 3-3 in the past six meetings.

The Vikings road game at Philadelphia on November 11 will be the teams first trip to the City of Brotherly Love since 1992 and feature a return to Cris Carter's NFL roots and a matchup for two of the stars of the heralded 1999 quarterback class between Daunte Culpepper and Donovan McNabb. The Vikings will travel to Pittsburgh on December 2. It will mark the Vikings first trip to Pittsburgh since 1995, a return to his NFL beginnings for Gary Anderson and the Vikings first time at newly opened Steelers Stadium.

2001 STRENGTH OF SCHEDULE

Team	Opponent's 2000 Wins	Opponent's 2000 Losses	Opponents' 2000 Win Pct.
Minnesota	147	109	.574
Tampa Bay	142	114	.555
Indianapolis	138	118	.539
Green Bay	136	120	.531
Miami	133	123	.520
New York Jets	133	123	.520
Pittsburgh	132	124	.516
Tennessee	132	124	.516
St. Louis	131	125	.512
New York Giants	130	126	.508
San Francisco	130	126	.508
Kansas City	129	127	.504
Arizona	128	128	.500
Baltimore	128	128	.500
Jacksonville	128	128	.500
Cincinnati	127	129	.496
Dallas	127	129	.496
New Orleans	127	129	.496
Seattle	127	129	.496
New England	126	130	.492
Chicago	125	131	.488
Cleveland	125	131	.488
Carolina	124	132	.484
Oakland	124	132	.484
Detroit	123	133	.480
Atlanta	122	134	.477
Buffalo	120	136	.469
Philadelphia	119	137	.465
San Diego	119	137	.465
Denver	118	138	.461
Washington	118	138	.461



2000 SEASON



2000 SEASON

GAME 1 VIKINGS 30, BEARS 27 METRODOME SEPTEMBER 3, 2000

	1	2	3	4	OT	Total
Chicago	7	6	7	7		27
Minnesota	6	3	7	14		30

Vikings - FG Anderson 35 (1st-10:16)

Bears - Allred 18 pass from McNown (Edinger, kick) (1st-3:58)

Vikings - FG Anderson 38 (1st-1:16)

Bears - FG Edinger 29 (2nd-5:19)

Vikings - FG Anderson 45 (2nd-1:51)

Bears - Robinson 48 pass from McNown (Edinger, kick) (3rd-10:10)

Vikings - Culpepper 1 run (Anderson, kick) (3rd-5:24)

Vikings - Culpepper 7 run (Anderson, kick) (4th-10:59)

Vikings - Culpepper 4 run (Anderson, kick) (4th-4:35)

Bears - McNown 8 run (Edinger, kick) (4th-1:17)

(Attendance - 64,104)

	Bears	Vikings
First Downs	23	17
Rushes/Yards	25-153	30-186
Passing Yards	272	188
Punt Return Yards	1-12	0-0
KO Return Yards	7-175	5-124
Passes (A-C-I)	41-27-0	23-13-1
Times Thrown	2-18	1-2
Punts	4-31.3	2-39.0
Fumbles/Lost	2-1	2-0
Penalties/Yards	5-45	4-20
Possession Time	32:34	27:26

Rushing

Bears - McNown 10-87, Allen 9-60, Enis 4-11, Ingram 1-1, Booker 1-6.

Vikings - Smith 14-109, Culpepper 13-73, Kleinsasser 2-5, Williams 1-1.

Passing

Bears - McNown 41-27-290, 2 TDs, 0 INTs.

Vikings - Culpepper 23-13-190, 0 TDs, 1 INT.

Receiving

Bears - Ingram 8-61, Robinson 7-86, Booker 6-59, Allred 2-36, Kennison 2-16, Allen 1-17, Enis 1-15.

Vikings - Moss 4-89, Kleinsasser 2-32, Davis 2-23, Carter 2-26, Smith 2-3, Jordan 1-9.

Sacks

Bears - Daniels.

Vikings - McDaniel, Burroughs.

Tackles

Bears - Holdman 6-28, Parrish 6-0-6, Wells 3-2-5, Minter 3-1-4, Daniels 3-0-3, Smith 3-0-3.

Vikings - McDaniel 10-3-13, Wong 7-4-11, Dishman 6-0-6, Thomas 5-1-6, Griffith 2-4-6, Sawyer 2-4-6.

Interceptions

Bears - Azumah.

Vikings - none.

GAME 2 VIKINGS 13, DOLPHINS 7 METRODOME SEPTEMBER 10, 2000

	1	2	3	4	OT	Total
Miami	0	0	0	7		7
Minnesota	3	0	0	10		13

Vikings - FG Anderson 28 (1st-2:46)

Vikings - FG Anderson 49 (4th-11:30)

Vikings - Moss 15 pass from Culpepper (Anderson, kick) (4th-1:56)

Dolphins - Thomas 2 pass from Fiedler (Mare, kick) (4th-1:02)

(Attendance - 64,112)

	Dolphins	Vikings
First Downs	10	24
Rushes/Yards	16-49	28-125
Passing Yards	160	343
Punt Return Yards	2-14	4-16
KO Return Yards	4-88	2-40
Passes (A-C-I)	31-12-1	37-23-3
Times Thrown	1-6	0-0
Punts	9-43.8	4-44.8
Fumbles/Lost	0-0	3-1
Penalties/Yards	7-40	7-60
Possession Time	22:41	37:19

Rushing

Dolphins - L. Smith 11-27, Fielder 4-22, Emanuel 1-0.

Vikings - Smith 18-72, Culpepper 8-37, Moss 1-9, Kleinsasser 1-7.

Passing

Dolphins - Fiedler 31-12-175, 1 TD, 1 INT.

Vikings - Culpepper 37-23-355, 1 TD, 3 INTs.

Receiving

Dolphins - Martin 6-120, Gadsden 2-24, L. Smith 1-12, Weaver 1-12, Emanuel 1-5, Thomas 1-2.

Vikings - Carter 9-168, Moss 6-87, Jordan 3-27, Davis 2-42, Walsh 1-20, Smith 1-11, Kleinsasser 1-0.

Sacks

Dolphins - Mixon, Armstrong, Bowens.

Vikings - McDaniel, Griffith, Wong.

Tackles

Dolphins - Marion 7-2-9, Thomas 7-1-8, Gardener 4-2-6, Madison 4-1-5, Mixon 4-1-5.

Vikings - Griffith 5-2-7, Dishman 6-0-6, McDaniel 4-2-6, Rudd 1-5-6.

Interceptions

Dolphins - Marion, Bowens, Walker.

Vikings - Thibodeaux.

GAME 3 VIKINGS 21, PATRIOTS 13 FOXBORO STADIUM SEPTEMBER 17, 2000

	1	2	3	4	OT	Total
Minnesota	7	14	0	0		21
New England	7	0	0	6		13

Vikings - Smith 4 run (Anderson, kick) (1st-6:06)

Patriots - Faulk 2 run (Vinatieri, kick) (1st-4:15)

Vikings - McWilliams 1 pass from Culpepper (Anderson, kick) (2nd-9:53)



Vikings – Hatchette 39 pass from Culpepper (Anderson, kick) (2nd-5:18)

Patriots – Glenn 8 pass from Bledsoe (run failed) (4th-11:11)

(Attendance – 60,292)

	Vikings	Patriots
First Downs	23	18
Rushes/Yards	43-154	18-103
Passing Yards	161	164
Punt Return Yards	2-8	4-35
KO Return Yards	3-88	2-51
Passes (A-C-I)	35-21-1	28-19-1
Times Thrown	3-26	4-16
Punts	4-37.8	5-40.8
Fumbles/Lost	0-0	2-1
Penalties/Yards	9-64	5-61
Possession Time	20:52	39:08

Rushing

Vikings – Smith 29-91, Culpepper 12-59, Kleinsasser 2-4.

Patriots – Faulk 13-80, Bledsoe 3-21, Carter 1-1, Pass 1-1.

Passing

Vikings – Culpepper 28-19-177, 2 TDs, 1 INT.

Patriots – Bledsoe 35-21-190, 1 TD, 1 INT.

Receiving

Vikings – Carter 7-67, McWilliams 3-16.

Hatchette 2-46, Moss 2-20, Smith 2-12, Walsh 1-8, Davis 1-5, Kleinsasser 1-3.

Patriots – Glenn 8-69, Brown 7-62, Faulk 3-31, Bjornson 2-13, Calloway 1-15.

Sacks

Vikings – Hovan, Thomas, Paup.

Patriots – Spiers (1.5), Bruschi, Slade, Thomas (.5).

Tackles

Vikings – McDaniel 8-1-9, Hovan 3-5-8, Wong 6-1-7, Rudd 3-4-7, Dishman 5-0-5.

Patriots – Bruschi 8-5-13, Milloy 9-2-11, Johnson 4-6-10, Law 8-1-9, Slade 6-3-9.

Interceptions

Vikings – Dishman.

Patriots – Milloy.

GAME 4

VIKINGS 31, LIONS 24 PONTIAC SILVERDOME OCTOBER 1, 2000

	1	2	3	4	OT	Total
Minnesota	7	3	7	14		31
Detroit	7	3	0	14		24
Lions – Crowell 9 pass from Batch (Hanson, kick) (1st-11:05)						
Vikings – Moss 61 pass from Culpepper (Anderson, kick) (1st-8:46)						
Lions – FG Hanson 21 (2nd-4:08)						
Vikings – FG Anderson 20 (2nd-0:03)						
Vikings – Moss 17 pass from Culpepper (Anderson, kick) (3rd-0:14)						
Vikings – Moss 50 pass from Culpepper (Anderson, kick) (4th-8:48)						
Vikings – Smith 65 run (Anderson, kick) (4th-6:23)						
Lions – Bates 1 run (Hanson, kick) (4th-0:03)						
(Attendance – 76,438)						



	Vikings	Lions
First Downs	19	27
Rushes/Yards	29-178	25-129
Passing Yards	261	226
Punt Return Yards	3-27	4-32
KO Return Yards	4-82	6-107
Passes (A-C-I)	29-17-0	44-25-1
Times Thrown	2-8	2-13
Punts	6-43.5	5-42.8
Fumbles/Lost	0-0	0-0
Penalties/Yards	10-72	9-55
Possession Time	28:42	31:18

Rushing

Vikings – Smith 16-134, Culpepper 7-29,

Williams 4-12, Kleinsasser 1-4, Moss 1-4-1.

Lions – Stewart 20-123, Batch 1-5, Bates 4-1.

Passing

Vikings – Culpepper 29-17-269, 3 TDs, 0 INTs.

Lions – Batch 44-25-239, 1 TD, 1 INT.

Receiving

Vikings – Moss 7-168, Davis 4-34, Carter 3-30, Smith 2-19, Walsh 1-18.

Lions – Crowell 8-85, Morton 6-50, Bates 3-37, Stewart 2-16, Moore 2-15, Schlesinger 2-5, Olivo 1-19, Sloan 1-12.

Sacks

Vikings – Williams, Sawyer.

Lions – Porcher, Ellis.

Tackles

Vikings – Griffith 10-3-13, Thomas 7-3-10, Wong 5-5-10, McDaniel 3-5-8, Tate 5-2-7.

Lions – Boyd 6-4-10, Brown 5-1-6, Walker 4-1-5, Scroggins 2-3-5, Ctalbone 3-1-4, DeVries 3-1-4.

Interceptions

Vikings – Thomas.

Lions – none.

GAME 5

VIKINGS 30, BUCCANEERS 23 METRODOME OCTOBER 10, 2000

	1	2	3	4	OT	Total
Tampa Bay	7	3	6	7		23
Minnesota	7	10	3	10		30
Vikings – Culpepper 27 run (Anderson, kick) (1st-14:36)						
Buccaneers – King 11 run (Gramatica, kick) (1st-4:01)						
Vikings – FG Anderson 37 (2nd-12:14)						
Vikings – Davis 26 pass from Culpepper (Anderson, kick) (2nd-11:11)						
Buccaneers – FG Gramatica 23 (2nd-1:06)						
Vikings – FG Anderson 42 (3rd-11:12)						
Buccaneers – FG Gramatica 33 (3rd-8:11)						
Buccaneers – FG Gramatica 35 (3rd-0:44)						

Buccaneers – Abraham 53 return of blocked field goal (Gramatica, kick) (4th-12:13)

Vikings – Moss 42 pass from Culpepper (Anderson, kick) (4th-8:42)

Vikings – FG Anderson 19 (4th-0:59)

(Attendance – 64,162)

	Buccaneers	Vikings
First Downs	22	17
Rushes/Yards	20-63	30-115
Passing Yards	283	207
Punt Return Yards	2-24	1-3
KO Return Yards	7-160	6-134
Passes (A-C-I)	40-26-0	19-15-1
Times Thrown	2-12	6-24
Punts	1-53.0	2-52.0
Fumbles/Lost	3-3	3-1
Penalties/Yards	7-58	4-44
Possession Time	29:37	30:23

Rushing

Buccaneers – Dunn 1-32, King 3-22, Alstott 6-10, Green 1-4-1.

Vikings – Smith 22-81, Culpepper 7-35, Williams 1-4-1.

Passing

Buccaneers – King 40-26-295, 0 TDs, 0 INTs.

Vikings – Culpepper 19-15-231, 2 TDs, 1 INT.

Receiving

Buccaneers – Green 11-131, Johnson 5-7-1, Dunn 4-47, Alstott 2-24, Moore 2-12, Anthony 1-7, Hape 1-3.

Vikings – Moss 5-118, Carter 3-43, Smith 3-19, Davis 2-41, Hatchette 1-5, Walters 1-5.

Sacks

Buccaneers – Jones 2, McFarland, Barber, Sapp, Ahanotu.

Vikings – Sawyer, Randle.

Tackles

Buccaneers – Brooks 9-2-11, Lynch 7-3-10, McFarland 5-3-8, Robinson 3-2-5, Quarles 3-1-4, Webster 3-1-4.

Vikings – McDaniel 4-5-9, Rudd 5-2-7, Griffith 4-3-7, Tate 5-0-5, Dishman 4-1-5.

Interceptions

Buccaneers – Robinson.

Vikings – none.

GAME 6

VIKINGS 28, BEARS 16 SOLDIER FIELD OCTOBER 15, 2000

	1	2	3	4	OT	Total
Minnesota	0	14	7	7		28
Chicago	6	3	0	7		16
Bears – White 25 pass from McNow (run failed) (1st-3:46)						
Bears – FG Edinger 22 (2nd-8:58)						
Vikings – Smith 72 run (Anderson, kick) (2nd-8:35)						

Vikings - Carter 24 pass from Culpepper (Anderson, kick) (2nd-5:26)
Vikings - Hatchette 24 pass from Culpepper (Anderson, kick) (3rd-10:01)
Bears - Allen 6 run (Edinger, kick) (4th-14:56)
Vikings - Moss 7 pass from Culpepper (Anderson, kick) (4th-9:26)
(Attendance - 66,944)

	Vikings	Bears
First Downs	17	17
Rushes/Yards	29-191	26-98
Passing Yards	177	196
Punt Return Yards	2-32	3-29
KO Return Yards	4-91	5-92
Passes (A-C-I)	26-15-0	33-19-0
Times Thrown	3-21	2-14
Punts	5-40-8	7-34-6
Fumbles/Lost	1-0	2-1
Penalties/Yards	7-73	8-53
Possession Time	27:25	32:35

Rushing

Vikings - Smith 23-170, Culpepper 4-15, Williams 26.
Bears - Allen 22-71, McNown 4-27.

Passing

Vikings - Culpepper 26-15-198, 3 TDs, 0 INTs.
Bears - McNown 33-19-210, 1 TD, 0 INTs.

Receiving

Vikings - Carter 7-111, Moss 4-29, Hatchette 1-24, Walsh 1-18, McWilliams 1-9, Smith 1-7.
Bears - Robinson 7-88, Sinceno 4-32, Brooks 3-25, Booker 2-32, White 1-25, Allen 1-4, Kennison 1-4.

Sacks

Vikings - Urlacher 2, Wells.
Bears - Burrough, Randle.

Tackles

Vikings - Rudd 5-6-11, McDaniel 10-0-10, Griffith 5-0-5, Williams 3-2-5, Wong 3-2-5.
Bears - S. Harris 3-3-6, W. Harris 5-0-5, Urlacher 5-0-5, Parrish 4-1-5, Brown 4-0-4, Holdman 4-0-4, Smith 4-0-4, Wells 4-0-4.

Interceptions

Vikings - none.
Bears - none.

GAME 7 VIKINGS 31, BILLS 27 METRODOME OCTOBER 22, 2000

	1	2	3	4	OT	Total
Buffalo	0	10	7	10		27
Minnesota	3	3	7	18		31
Vikings - FG Anderson 38 (1st-1:27)						
Bills - Moulds 25 pass from Flutie (Christie, kick) (2nd-13:38)						
Bills - FG Christie 25						
Vikings - FG Anderson 20						
Vikings - Carter 1 pass from Culpepper (Anderson, kick) (3rd-9:17)						
Bills - Morris 1 run (Christie, kick) (3rd-1:13)						
Bills - Morris 18 pass from Flutie (Christie, kick) (4th-14:19)						
Vikings - Carter 11 pass from Culpepper (Culpepper-Williams pass) (4th-9:34)						
Bills - FG Christie 48 (4th-6:39)						
Vikings - Moss 39 pass from Culpepper (Anderson, kick) (4th-3:42)						
Vikings - FG Anderson 21 (4th-1:04)						
(Attendance - 64,116)						

	Bills	Vikings
First Downs	21	17
Rushes/Yards	28-120	22-97
Passing Yards	286	251
Punt Return Yards	2-23	2-41
KO Return Yards	3-73	6-106
Passes (A-C-I)	43-28-0	29-17-1
Times Thrown	1-8	0-0
Punts	4-40-3	4-42-3
Fumbles/Lost	2-1	1-0
Penalties/Yards	11-72	9-55
Possession Time	35:38	24:22

Rushing

Bills - Bryson 11-72, Morris 14-31, Linton 2-9, Flutie 1-8.
Vikings - Smith 16-68, Culpepper 6-29.

Passing

Bills - Flutie 43-28-294, 2 TDs, 0 INTs.
Vikings - Culpepper 29-17-251, 3 TDs, 1 INT.

Receiving

Bills - Moulds 12-135, McDaniel 5-39, Morris 4-39, Price 3-42, Cavi 2-22, Bryson 2-17.
Vikings - Carter 7-107, Moss 5-110, McWilliams 3-12, Hatchette 1-13, Smith 1-9.

Sacks

Bills - none.
Vikings - Wong.

Tackles

Bills - Carpenter 6-0-6, Holecsek 4-2-6, Cowart 3-3-6, Jones 3-1-4, Washington 3-1-4.
Vikings - Griffith 11-3-14, McDaniel 10-3-13, Dishman 7-1-8, Wong 5-2-7, Rudd 4-3-7.

Interceptions

Bills - Rogers.
Vikings - none.

GAME 8 BUCCANEERS 41, VIKINGS 13 RAYMOND JAMES STADIUM OCTOBER 29, 2000

	1	2	3	4	OT	Total
Minnesota	3	10	0	0		13
Tampa Bay	14	17	3	7		41
Buccaneers - Johnson 9 pass from King (Gramatica, kick) (1st-10:33)						
Vikings - FG Anderson 30 (1st-6:35)						

Buccaneers - Dunn 23 pass from King (Gramatica, kick) (1st-3:40)
Vikings - Moss 7 pass from Culpepper (Anderson, kick) (2nd-11:57)
Buccaneers - Moore 20 pass from King (Gramatica, kick) (2nd-9:46)
Buccaneers - Brooks 34 interception return (Gramatica, kick) (2nd-7:58)
Buccaneers - FG Gramatica 47 (2nd-3:38)
Vikings - FG Anderson 37 (2nd-0:20)
Buccaneers - FG Gramatica 26 (3rd-6:25)
Buccaneers - Anthony 16 pass from King (Gramatica, kick) (4th-5:05)
(Attendance - 65,589)

Vikings Buccaneers

	Vikings	Buccaneers
First Downs	25	23
Rushes/Yards	17-99	25-152
Passing Yards	302	261
Punt Return Yards	0-0	0-0
KO Return Yards	7-149	3-63
Passes (A-C-I)	53-29-2	23-16-0
Times Thrown	2-11	1-6
Punts	1-49-0	0-0-0
Fumbles/Lost	1-1	0-0
Penalties/Yards	6-46	4-34
Possession Time	32:13	27:47

Rushing

Vikings - Smith 12-61, Culpepper 4-35, Kleinsasser 1-3.
Buccaneers - Dunn 1-89, Alstott 10-56, King 2-4, Stecker 1-4, Zeier 1-11.

Passing

Vikings - Culpepper 53-29-313, 1 TD, 2 INTs.
Buccaneers - King 23-16-267, 4 TDs, 0 INTs.

Receiving

Vikings - Carter 7-115, Moss 7-65, Smith 7-53, Hatchette 4-42, Kleinsasser 2-22, Davis 1-11, Williams 1-5.
Buccaneers - Johnson 6-121, Green 3-45, Anthony 3-36, Moore 2-27, Dunn 1-23, Stecker 1-15.

Sacks

Vikings - Robbins.
Buccaneers - Sapp, Barber.

Tackles

Vikings - Rudd 6-3-9, Dishman 5-1-6, Wong 4-2-6, McDaniel 3-2-5, Thomas 4-0-4, Tate 3-1-4.
Buccaneers - Abraham 9-2-11, Barber 7-1-8, Brooks 5-0-5, Kelly 5-0-5, Duncan 4-0-4.



Interceptions

Vikings - none.

Buccaneers - Abraham, Brooks.

GAME 9 PACKERS 26, VIKINGS 20 (OT) LAMBEAU FIELD NOVEMBER 6, 2000

	1	2	3	4	OT	Total
Minnesota	3	10	7	0	0	20
Green Bay	0	10	10	0	6	26

Vikings - FG Anderson 30 (1st-8:25)

Packers - FG Longwell 24 (2nd-14:33)

Vikings - Carter 12 pass from Culpepper.

(Anderson, kick) (2nd-10:03)

Packers - Green 5 pass from Favre (Longwell,

kick) (2nd-6:51)

Vikings - FG Anderson 48 (2nd-0:00)

Packers - FG Longwell 31 (3rd-8:48)

Vikings - Smith 45 pass from Culpepper

(Anderson, kick) (3rd-4:00)

Packers - Green 2 run (Longwell, kick) (3rd-3:32)

Packers - Freeman 43 pass from Favre (OT:

11:21)

(Attendance - 59,854)

	Vikings	Packers
First Downs	22	19
Rushes/Yards	33-157	26-81
Passing Yards	250	217
Punt Return Yards	3-15	1-3
KO Return Yards	5-103	4-129
Passes (A-C)	35-17-4	36-17-0
Times Thrown	3-26	2-18
Punts	4-41.8	8-35.1
Fumbles/Lost	1-1	0-0
Penalties/Yards	11-129	8-63
Possession Time	35:53	27:46

Rushing

Vikings - Smith 24-122, Culpepper 4-20,

Kleinsasser 2-9, Williams 2-9, Moss 1(-3).

Packers - Green 23-68, Schroeder 1-12, Favre 1-

2, Parker 1(-1).

Passing

Vikings - Culpepper 34-17-276, 2 TDs, 3 INTs,

Berger 1-0-0, 0 TDs, 1 INT.

Packers - Favre 36-17-235, 2 TDs, 0 INTs.

Receiving

Vikings - Moss 6-130, Carter 5-59, Smith 2-67,

Walsh 2-11, Hatcher 1-5, Jordan 1-4.

Packers - Freeman 5-118, Green 5-34,

Schroeder 4-63, Henderson 3-20.

Sacks

Vikings - Sawyer, Randle.

Packers - Holliday, Bowers, Maryland-5, Dotson-

5.

Tackles

Vikings - Wong 5-4-9, Griffith 5-4-9, Carter 6-2-8,

Dishman 5-2-7, Hovan 3-3-6.

Packers - Butler 7-4-11, Wayne 5-4-9, Sharper 6-

1-7, Dotson 3-3-6, Holliday 3-2-5, Thiery 3-2-5.

Interceptions

Vikings - none.

Packers - Sharper-2, McKenzie, Williams.

Vikings - Moss 4 pass from Culpepper

(Anderson, kick) (3rd-10:15)

Vikings - Culpepper 3 run (Anderson, kick) (4th-

10:11)

Vikings - Carter 12 pass from Culpepper

(Anderson, kick) (4th-3:45)

Cardinals - Jenkins 98 kickoff return (Blanchard,

kick) (4th-3:30)

(Attendance - 64,223)

	Cardinals	Vikings
First Downs	14	29
Rushes/Yards	17-62	33-158
Passing Yards	187	302
Punt Return Yards	0-0	2-5
KO Return Yards	4-173	2-38
Passes (A-C)	28-19-0	34-26-1
Times Thrown	3-32	1-4
Punts	4-43.3	1-39.0
Fumbles/Lost	3-2	1-1
Penalties/Yards	8-65	4-35
Possession Time	25:52	34:08

Rushing

Cardinals - Pittman 12-50, Plummer 2-9, Jones 3-3.

Vikings - Smith 20-117, Culpepper 5-26,

Williams 5-14, Kleinsasser 1-4, Brister 2(-3).

Passing

Cardinals - Plummer 28-19-219, 0 TDs, 0 INTs.

Vikings - Culpepper 32-25-302, 3 TDs, 1 INT,

Brister 2-1-4, 0 TDs, 0 INTs.

Receiving

Cardinals - Pittman 8-63, Sanders 5-82, Boston

2-34, Jones 2-17, Gedney 1-13, Hardy 1-10.

Vikings - Carter 11-119, Moss 7-104, Smith 4-

52, Williams 1-12, Hatcher 1-8, Davis 1-7,

Jordan 1-4.

Sacks

Cardinals - Rice.

Vikings - Rugg, Williams, Randle.

Tackles

Cardinals - Fredrickson 6-5-11, McKinnon 7-2-9,

Tosi 7-2-9, Lassiter 5-4-9, Tillman 7-1-8.

Vikings - Wong 8-4-12, Rudd 3-5-8, Carter 3-2-5,

Sawyer 2-3-5, Wright 2-2-4.

Interceptions

Cardinals - Williams.

Vikings - none.

GAME 11 VIKINGS 31, PANTHERS 17 AT METRODOME NOVEMBER 19, 2000

	1	2	3	4	OT	Total
Carolina	7	7	0	3		17
Minnesota	14	10	7	0		31

Panthers - Buehlein 1 run (Nedney, kick) (1st-

8:09)

Vikings - Moss 36 pass from Culpepper

(Anderson, kick) (1st-5:41)

Vikings - Smith 53 pass from Culpepper

(Anderson, kick) (1st-0:29)

Vikings - Smith 3 run (Anderson, kick) (2nd-

10:35)

Panthers - Hetherington 1 run (Nedney, kick) (2nd-

0:20)

Vikings - FG Anderson 43 (2nd-0:00)

Vikings - Carter 15 pass from Culpepper

(Anderson, kick) (3rd-2:02)

Panthers - FG Nedney 28 (4th-4:27)

(Attendance - 64,208)

	1	2	3	4	OT	Total
Arizona	7	0	0	7		14
Minnesota	7	3	7	14		31

GAME 10 VIKINGS 31, CARDINALS 14 AT METRODOME NOVEMBER 12, 2000

	1	2	3	4	OT	Total
Arizona	7	0	0	7		14
Minnesota	7	3	7	14		31

Vikings - Smith 33 pass from Culpepper

(Anderson, kick) (1st-6:42)

Cardinals - Pittman 1 run (Blanchard, kick) (1st-

0:13)

Vikings - FG Anderson 33 (2nd-0:00)

	Panthers	Vikings
First Downs	23	19
Rushes/Yards	26-78	26-117
Passing Yards	252	329
Punt Return Yards	1-27	0-0
KO Return Yards	4-67	2-25
Passes (A-C)	44-26-2	29-22-0
Times Thrown	5-20	1-28
Punts	4-35.5	4-44.3
Fumbles/Lost	1-1	4-2
Penalties/Yards	5-30	8-53
Possession Time	33:09	26:51

Rushing

Panthers - Hoover 18-59, Bates 2-12,

Hetherington 3-6, Buehlein 2-2, Craig 1(-1).

Vikings - Smith 23-103, Williams 2-14,

Culpepper 1-0.

Passing

Panthers - Buehlein 44-26-272, 0 TDs, 2 INTs.

Vikings - Culpepper 29-22-357, 3 TDs, 0 INTs.

Receiving

Panthers - Muhammad 6-76, Hetherington 6-59,

Mangum 4-47, Byrd 3-32, Hayes 3-24,

Uwaezuolue 2-18.

Vikings - Carter 8-138, Moss 5-106, Smith 3-70,

Davis 3-28, Hatcher 1-7, Walsh 1-6, Morrow 1-2.

Sacks

Panthers - Rucker.

Vikings - Randle-2, Sawyer-2, Williams.

Tackles

Panthers - Minter 7-4-11, Gilbert 2-6-8, Robinson

5-1-6, Towns 4-1-5, Woodall 3-2-5.

Vikings - Tate 9-1-10, Wong 6-4-10, McDaniel 6-

1-7, Sawyer 5-1-6, Rudd 5-2-7.

Interceptions

Panthers - none.

Vikings - Tate, Wong.

GAME 12 VIKINGS 27, COWBOYS 15 AT TEXAS STADIUM NOVEMBER 23, 2000

	1	2	3	4	OT	Total
Minnesota	0	10	17	0		27
Dallas	3	6	0	6		15

Cowboys - FG Seder 37 (1st-10:01)

Cowboys - FG Seder 43 (2nd-12:27)

Vikings - FG Anderson 49 (2nd-8:10)

Vikings - Smith 15 run (Anderson, kick) (2nd-

1:52)

Cowboys - FG Seder 36 (2nd-0:00)

Vikings - Moss 7 pass from Culpepper

(Anderson, kick) (3rd-12:25)

Vikings - FG Anderson 29 (3rd-6:11)

Vikings - Moss 36 pass from Culpepper

(Anderson, kick) (3rd-0:18)

Cowboys - LaFleur 6 pass from Aikman (run

failed) (4th-2:32)

(Attendance - 63,878)

	Vikings	Cowboys
First Downs	18	22
Rushes/Yards	27-168	24-128
Passing Yards	192	276
Punt Return Yards	1-10	2-20
KO Return Yards	3-54	6-104
Passes (A-C)	22-15-0	43-30-1
Times Thrown	2-13	0-0
Punts	4-44.5	3-35.7
Fumbles/Lost	1-1	1-0
Penalties/Yards	4-21	5-45
Possession Time	28:09	31:51

Rushing

Vikings - Smith 21-148, Williams 4-12, Culpepper

2-8.

Cowboys - Smith 12-100, McGarity 1-11, Warren

8-10, Tucker 1-4, Aikman 2-3.



Passing

Vikings - Culpepper 22-15-205, 2 TDs, 0 INTs.
Cowboys - Akman 43-30-276, 1 TD, 1 INT.

Receiving

Vikings - Moss 7-144, McWilliams 2-26, Carter 2-22, Hatchette 2-16, Walsh 1-3, Smith 1-6).
Cowboys - Tucker 6-57, LaFleur 6-45, McGarity 5-54, Warren 5-40, McKnight 3-41, Harris 2-21, Smith 1-8.

Sacks

Vikings - none.
Cowboys - Ekuban, Underwood.

Tackles

Vikings - McDaniel 9-5-14, Griffith 9-3-12, Wong 8-3-11, Wright 8-1-9, Rudd 1-4-5.
Cowboys - McNeil 5-0-5, Ekuban 4-1-5, Myers 4-0-4, Noble 3-1-4, Coakley 3-0-3, Underwood 3-0-3.

Interceptions

Vikings - Griffith.
Cowboys - none.

GAME 13 VIKINGS 24, LIONS 17 AT METRODOME NOVEMBER 30, 2000

	1	2	3	4	OT	Total
Detroit	0	3	0	14		17
Minnesota	14	7	0	10		31
Vikings - Smith 1 run (Anderson, kick) (1st-7:39)						
Vikings - Carter 4 pass from Culpepper (Anderson, kick) (2nd-14:56)						
Lions - FG Hanson 52 (2nd-11:12)						
Vikings - FG Anderson 40 (2nd-0:04)						
Lions - Stewart 3 run (Hanson, kick) (4th-13:59)						
Vikings - Smith 43 run (Anderson, kick) (4th-3:04)						
Lions - Foster 40 pass from Case (Hanson, kick) (4th-0:13)						
(Attendance - 64,214)						
	Lions	Vikings				
First Downs	20	19				
Rushes/Yards	25-139	25-145				
Passing Yards	213	160				
Punt Return Yards	1-4	3-78				
KO Return Yards	4-46	1-22				
Passes (A-C)	36-25-1	32-19-2				
Times Thrown	5-33	0-0				
Punts	6-44-3	5-49-2				
Fumbles/Lost	1-1	0-0				
Penalties/Yards	5-35	6-59				
Possession Time	34:54	25:06				

Rushing

Lions - Stewart 15-67, Case 6-62, Batch 1-3, Bates 1-3, Schlesinger 1-3, Irvin 1-1.
Vikings - Smith 17-115, Culpepper 6-25, Kleinsasser 1-4, Williams 1-1.

Passing

Lions - Case 33-23-30, 1 TD, 1 INT; Batch 3-2-16, 0 TDs, 0 INTs.
Vikings - Culpepper 32-19-160, 1 TD, 2 INTs.

Receiving

Lions - Foster 8-106, Morton 4-53, Moore 3-21, Irvin 2-19, Sloan 2-17, Bates 2-5, Howard 1-10, Rasby 1-6.
Vikings - Carter 7-66, McWilliams 3-28, Moss 3-26, Walsh 2-21, Williams 2-14, Hatchette 1-13, Smith 1-13.

Sacks

Lions - none.
Vikings - Randle-2, Hovan, Paup, Sawyer.

Tackles

Lions - Boyd 7-3-10, Supernaw 6-1-7, Claiborne 5-1-6, Brown 4-2-6, Porcher 5-0-5.
Vikings - Wong 10-2-12, McDaniel 6-4-10, Wright 6-1-7, Griffith 4-3-7, Northern 5-2-7.

Interceptions

Lions - Brown, Aldridge.
Vikings - Wong.

GAME 14 RAMS 40, VIKINGS 29 AT TWA DOME DECEMBER 10, 2000

	1	2	3	4	OT	Total
Minnesota	0	7	14	8		29
St. Louis	14	6	13	7		40
Rams - Faulk 1 run (Wilkins, kick) (1st-8:56)						
Rams - Faulk 1 run (Wilkins, kick) (1st-4:54)						
Rams - FG Wilkins 26 (2nd-13:48)						
Vikings - McWilliams 22 pass from Culpepper (Anderson, kick) (2nd-7:14)						
Rams - FG Wilkins 19 (2nd-11:11)						
Vikings - Culpepper 8 run (Anderson, kick) (3rd-11:20)						
Rams - Faulk 5 run (pass failed) (3rd-8:19)						
Rams - Faulk 1 run (Wilkins, kick) (3rd-4:36)						
Vikings - Carter 2 pass from Culpepper (Anderson, kick) (3rd-0:32)						
Rams - Watson 6 run (Wilkins, kick) (4th-8:10)						
Vikings - Moss 32 pass from Culpepper (Culpepper-Moss pass) (4th-2:27)						
(Attendance - 64,203)						

	Vikings	Rams
First Downs	23	32
Rushes/Yards	19-104	34-162
Passing Yards	208	346
Punt Return Yards	0-0	4-61
KO Return Yards	5-127	3-38
Passes (A-C)	33-21-0	32-27-0
Times Thrown	4-13	0-0
Punts	5-50-0	1-38-0
Fumbles/Lost	1-0	0-0
Penalties/Yards	7-60	7-43
Possession Time	25:36	34:24

Rushing

Vikings - Smith 15-67, Culpepper 4-37.
Rams - Faulk 25-135, Holcombe 2-14, Corwell 1-6, Watson 1-6, Warner 5-1.

Passing

Vikings - Culpepper 33-21-221, 3 TDs, 0 INTs.
Rams - Warner 32-27-346, 0 TDs, 0 INTs.

Receiving

Vikings - Carter 7-66, McWilliams 5-53, Moss 4-63, Smith 2-0, Kleinsasser 1-15, Walsh 1-13, Hatchette 1-11.
Rams - Holt 9-172, Bruce 7-74, Faulk 6-43, Robinson 2-34, Proehl 2-18, Hakim 1-5.

Sacks

Vikings - none.
Rams - Fletcher-2, Wistrom, Little.

Tackles

Vikings - Wong 10-1-11, Griffith 6-2-8, Hall 4-4-8, Carter 6-0-6, Tate 5-1-6.
Rams - Fletcher 9-1-10, Jones 6-1-7, McClellan 5-0-5, Wistrom 4-0-4, Lyle 3-1-4.

Interceptions

Vikings - none.
Rams - none.

GAME 15 PACKERS 33, VIKINGS 28 AT METRODOME DECEMBER 17, 2000

	1	2	3	4	OT	Total
Green Bay	10	10	7	10		33
Minnesota	7	7	7	7		28
Packers - FG Longwell 34 (1st-7:38)						
Packers - Freeman 18 pass from Favre (Longwell, kick) (1st-2:04)						
Vikings - Moss 78 pass from Culpepper (Anderson, kick) (1st-1:36)						
Packers - Green 6 pass from Favre (Longwell, kick) (2nd-11:51)						
Packers - FG Longwell 35 (2nd-2:41)						
Vikings - Culpepper 3 run (Anderson, kick) (2nd-0:20)						
Packers - FG Longwell 43 (3rd-8:39)						
Vikings - McWilliams 22 pass from Culpepper (Anderson, kick) (3rd-3:58)						
Packers - Schroeder 3 pass from Favre (Longwell, kick) (4th-14:56)						
Packers - FG Longwell 36 (4th-6:51)						
Vikings - Carter 5 pass from Culpepper (Anderson, kick) (4th-2:38)						
(Attendance - 64,138)						
	Packers	Vikings				
First Downs	28	19				
Rushes/Yards	30-159	17-68				
Passing Yards	275	332				
Punt Return Yards	2-13	0-0				
KO Return Yards	3-59	8-177				
Passes (A-C)	38-26-0	38-23-1				
Times Thrown	2-15	1-3				
Punts	1-53-0	3-48-7				
Fumbles/Lost	2-0	2-1				
Penalties/Yards	3-25	8-67				
Possession Time	35:41	24:19				

Rushing

Packers – Green 25-161, Favre 4-2, Parker 1-0.
Vikings – Culpepper 7-42, Smith 10-26.

Passing

Packers – Favre 38-290, 3 TDs, 0 INTs.
Vikings – Culpepper 38-23-335, 3 TDs, 1 INT.

Receiving

Packers – Schroeder 8-78, Freeman 6-97,
 Henderson 5-27, Green 4-31, Davis 1-41, Parker
 1-10, Driver 1-6.
Vikings – Carter 7-91, Moss 4-136, Walsh 3-44,
 McWilliams 3-32, Smith 3-16, Kleinsasser 1-15,
 Davis 1-3, Palmer 1-(-2).

Sacks

Packers – Holliday.
Vikings – McDaniel, Williams.

Tackles

Packers – Maryland 5-1-6, Harris 4-1-5, McKenzie
 3-2-5, Williams 4-0-4, Hunt 2-2-4.
Vikings – McDaniel 7-2-9, Griffith 6-3-9, Wong 6-
 2-8, Tate 7-0-7, Carter 5-2-7.

Interceptions

Packers – Sharper.
Vikings – none.

GAME 16 COLTS 31, VIKINGS 10 AT RCA DOME DECEMBER 24, 2000

	1	2	3	4	OT	Total
--	---	---	---	---	----	-------

Minnesota	7	3	0	0		10
-----------	---	---	---	---	--	----

Indianapolis	7	14	7	3		31
--------------	---	----	---	---	--	----

Colts – Harrison 4 pass from Manning

(Vanderjagt, kick) (1st-7:32)

Vikings – Moss 42 pass from Culpepper

(Anderson, kick) (1st-3:07)

Colts – James 52 pass from Manning

(Vanderjagt, kick) (2nd-9:12)

Vikings – FG Anderson 31 (2nd-5:04)

Colts – Harrison 15 pass from Manning

(Vanderjagt, kick) (2nd-1:19)

Colts – Harrison 18 pass from Manning

(Vanderjagt, kick) (3rd-7:47)

Colts – FG Vanderjagt 28 (4th-9:54)

(Attendance – 56,672)

	Vikings	Colts
First Downs	11	25
Rushes/Yards	21-67	29-128
Passing Yards	189	283
Punt Return Yards	3-26	3-13
KO Return Yards	5-133	3-57
Passes (A-C)	28-16-1	36-25-1
Times Thrown	1-6	0-0
Fumbles/Lost	7-46-0	4-48-3
Penalties/Yards	6-53	3-20
Possession Time	26:01	33:59

Rushing

Vikings – Smith 15-37, Bnster 3-23, Kleinsasser
 1-3, Walters 1-3, Williams 1-1.

Colts – James 26-128, Gordon 2-1, Manning 1-(-1).

Passing

Vikings – Culpepper 10-7-97, 1 TD, 0 INTs;
 Bnster 18-9-78, 0 TD, 1 INT.

Colts – Manning 36-25-283, 4 TDs, 1 INT.

Receiving

Vikings – Carter 4-67, Walsh 4-29, Jordan 2-19,
 Kleinsasser 2-11, McWilliams 2-4, Moss 1-42,
 Smith 1-3.

Colts – Harrison 12-109, James 5-79, Patton 4-
 47, Wilkins 2-21, Pollard 1-21, Finn 1-6.

Sacks

Vikings – none.
Colts – Belser.

Tackles

Vikings – Serwanga 11-0-11, Wong 8-2-10,
 Griffith 7-3-10, McDaniel 6-2-8, Rudd 1-7-8.

Colts – Peterson 6-2-8, Burris 6-0-6, Whittington
 5-1-6, Belser 5-0-5, Muhammad 4-1-5.

Interceptions

Vikings – Tate.
Colts – Peterson.

2000 POSTSEASON AT A GLANCE

NFC DIVISIONAL PLAYOFFS VIKINGS 34, SAINTS 16 AT METRODOME JANUARY 6, 2001

	1	2	3	4	OT	Total
--	---	---	---	---	----	-------

New Orleans	3	0	7	6		16
-------------	---	---	---	---	--	----

Minnesota	10	7	10	7		34
-----------	----	---	----	---	--	----

Vikings – Moss 53 pass from Culpepper

(Anderson, kick) (1st-11:57)

Saints – FG Brien 33 (1st-7:46)

Vikings – FG Anderson 24 (1st-6:10)

Vikings – Carter 17 pass from Culpepper

(Anderson, kick) (2nd-1:29)

Vikings – Moss 68 pass from Culpepper

(Anderson, kick) (3rd-3:33)

Saints – Stachelski 2 pass from Brooks (Brien,

kick) (3rd-9:33)

Vikings – FG Anderson 44 (3rd-4:31)

Vikings – Smith 2 run (Anderson, kick) (4th-

10:46)

Saints – Jackson 48 pass from Brooks (pass

failed) (4th-2:19)

(Attendance – 63,881)

	Saints	Vikings
First Downs	19	18
Rushes/Yards	17-69	32-127
Passing Yards	286	302
Punt Return Yards	3-33	3-25
KO Return Yards	7-139	4-72
Passes (A-C)	48-30-2	31-17-0
Times Thrown	2-9	0-0
Punts	5-39-0	5-45-0
Fumbles/Lost	0-0	1-0
Penalties/Yards	7-40	5-60
Possession Time	27:49	32:11

Rushing

Saints – Brooks 5-29, Morton 5-25, Williams 6-
 14, Allen 1-1.

Vikings – Smith 25-74, Culpepper 4-61, Morrow
 3-2.

Passing

Saints – Brooks 48-30-295, 2 TDs, 2 INTs.

Vikings – Culpepper 31-17-302, 3 TDs, 0 INTs.

Receiving

Saints – Morton 13-106, Jackson 9-125, Reed 2-
 29, Poole 2-12, Wilson 1-14, Glover 1-5,
 Stachelski 1-2, Williams 1-2.

Vikings – Carter 8-120, Moss 2-121, Smith 5-25,
 Kleinsasser 2-18, Walters 1-7, Jordan 1-6,
 McWilliams 1-5.

Sacks

Saints – none.
Vikings – Randle, Burrough.

Tackles

Saints – Perry 8-0-8, Fields 4-1-5, Glover 4-0-4,
 Johnson 4-0-4, Molden 4-0-4.

Vikings – Rudd 8-3-11, Wong 5-2-7, Serwanga 6-
 0-6, McDaniel 3-3-6, Burrough 2-2-4.

Interceptions

Saints – none.
Vikings – Tate, Wong.

NFC CHAMPIONSHIP GIANTS 41, VIKINGS 0 AT GIANTS STADIUM JANUARY 14, 2001

	1	2	3	4	OT	Total
--	---	---	---	---	----	-------

Minnesota	0	0	0	0		0
-----------	---	---	---	---	--	---

NY Giants	14	20	7	0		41
-----------	----	----	---	---	--	----

Giants – Hilliard 46 pass from Collins (Daluiso,

kick) (1st-10:03)

Giants – Comella 18 pass from Collins (Daluiso,

kick) (1st-12:47)

Giants – FG Daluiso 21 (2nd-14:56)

Giants – Jurevicius 8 pass from Collins (Daluiso,

kick) (2nd-10:24)

Giants – FG Daluiso 22 (2nd-5:22)

Giants – Hilliard 7 pass from Collins (Daluiso,

kick) (2nd-0:12)

Giants – Toomer 7 pass from Collins (Daluiso,

kick) (3rd-12:06)

(Attendance – 79,310)

	Vikings	Giants
First Downs	9	31
Rushes/Yards	9-54	41-138
Passing Yards	60	380
Punt Return Yards	0-0	2-2
KO Return Yards	8-128	1-18
Passes (A-C)	28-13-3	40-29-2
Times Thrown	4-18	1-5
Punts	6-35-0	1-30-0
Fumbles/Lost	2-2	1-0
Penalties/Yards	5-61	4-36
Possession Time	17:38	42:22

Rushing

Vikings – Barber 12-69, Montgomery 16-43, Dayne
 10-29.

Giants – Smith 7-44, Culpepper 2-10.

Passing

Vikings – Culpepper 28-13-78, 0 TDs, 3 INTs.
Giants – Collins 39-28-381, 5 TDs, 2 INTs;

Garrett 1-1-4, 0 TDs, 0 INTs.

Receiving

Vikings – Carter 3-24, Walsh 3-23, Moss 2-18,
 Smith 2-(-2), McWilliams 1-9, Jordan 1-4,
 Hatchette 1-2.

Giants – Hilliard 10-155, Toomer 6-88, Comella
 4-36, Barber 4-21, Dixon 2-62, Jurevicius 2-15,
 Dayne 1-8.

Sacks

Vikings – Paup.
Giants – Armstead, Barrow, Strahan, Williams.

Tackles

Vikings – Griffith 10-5-15, Wong 8-5-13, McDaniel
 6-4-10, Carter 7-1-8.

Giants – Armstead 5-2-7, Barrow 4-3-7, Gaines 3-
 1-4.

Interceptions

Vikings – Tate, Morgan.
Giants – Games, McDaniel, Sehorn.

2000 PRESEASON STATISTICS

8/6	L	24	NEW ORLEANS	25	63,445	(50)
8/12	L	7	at San Diego	31	43,806	
8/18	W	35	ARIZONA	17	63,563	(50)
8/24	L	30	at Indianapolis	32	51,337	

	Min.	Opp.
Total First Downs	87	78
Rushing	31	23
Passing	50	46
Penalty	6	9
3rd Down: Made/Att.	19/45	23/52
3rd Down: Pct	42.2	44.2
4th Down: Made/Att.	2/2	1/1
4th Down: Pct.	100.0	100.0

Possession Avg.	31:05	28:55
Total Net Yards	1626	1265
Avg. Per Game	381.5	316.3
Total Plays	250	247
Avg. Per Play	6.1	5.1

Net Yards Rushing	472	411
Avg. Per Game	118.0	102.8
Total Rushes	113	102
Net Yards Passing	1054	854
Avg. Per Game	263.5	213.5
Sacked/Yards Lost	4/19	8/40
Gross Yards Passing	1073	894
Att./Completions	133/79	137/78
Completion Pct.	59.4	56.9
Had Intercepted	5	5

Net Punting Yards	599	552
Punts/Average	18/37.4	17/40.8
Net Punting Avg.	39.3	32.5
Penalties/Yards	35/357	20/156
Fumbles/Ball Lost	6/5	8/5
Touchdowns	13	11
Rushing	6	4
Passing	6	5
Returns	1	2

Score by Periods	1	2	3	4	OT	T
VIKINGS	14	42	24	16		96
OPPONENTS	17	23	27	38		105

Scoring	Ru	Re	Rt	1 pt.	2 pt.	FG	S	T
Moss	0	3	0	0/0	0	0/0	0	18
Smith	3	0	0	0/0	0	0/0	0	18
Anderson	0	0	0	10/10	0	2/3	0	16
Williams	1	1	0	0/0	0	0/0	0	12
Carter	0	1	0	0/0	0	0/0	0	6
Chapman	1	0	0	0/0	0	0/0	0	6
Hatchette	0	1	0	0/0	0	0/0	0	6
Kleinsasser	1	0	0	0/0	0	0/0	0	6
Walters	0	0	1	0/0	0	0/0	0	6
Crosland	0	0	0	2/2	0	0/1	0	2
VIKINGS	6	6	1	12/12	0	2/4	0	96
OPPONENTS	4	5	2	10/10	0/1	9/9	0	105
Field Goals	1-19	20-29	30-39	40-49	50+			
Anderson	0/0	1/1	0/0	1/1	0/1			
Crosland	0/0	0/1	0/0	0/0	0/0			
VIKINGS	0/0	1/2	0/0	1/1	0/1			
OPPONENTS	0/0	3/3	1/1	5/5	0/0			

Anderson: (40) () (52s) (23)
 Crosland: () () (23b)
 Opponents: (36, 24, 23, 49) (22) (49) (48, 47, 43)

Rushing	Att.	Yds.	Avg.	Lg	TD			
Smith	30	122	4.1	17	3			
Williams	27	121	4.5	13	1			
Culpepper	10	109	10.9	22	0			
Chapman	28	54	3.0	14	1			
Kleinsasser	6	24	4.0	9	1			
Young	3	7	2.3	4	0			
Bouman	1	3	3.0	3	0			
Morrow	1	1	1.0	1	0			
Welch	1	1	1.0	1	0			
Blister	5	0	0.0	2	0			
Palmer	1	0	0.0	0	0			
VIKINGS	113	472	4.2	22	6			
OPPONENTS	102	411	4.0	20	4			
Receiving	No.	Yds.	Avg.	Long	TD			
Moss	16	409	25.6	55	3			
Walsh	13	128	9.8	20	0			
Hatchette	9	91	10.1	22	1			
Williams	6	57	9.4	24	1			
Kleinsasser	6	47	7.8	13	0			
Carter	5	100	20.0	67	1			
Smith	5	31	6.2	13	0			
Davis	4	56	14.0	21	0			
Daniel	3	36	12.0	15	0			
Walters	3	28	9.3	15	0			
Chapman	3	10	3.3	8	0			
McWilliams	2	29	14.5	18	0			
Cole	2	22	11.0	14	0			
Jordan	1	17	17.0	17	0			
Mills	1	12	12.0	12	0			
VIKINGS	79	1073	13.6	67	6			
OPPONENTS	76	894	11.5	39	5			
Interceptions	No.	Yds.	Avg.	Long	TD			
Thibodeaux	2	0	0.0	0	0			
Thomas	1	3	3.0	3	0			
Tate	1	0	0.0	0	0			
Griffith	1	0	0.0	0	0			
VIKINGS	5	3	0.6	3	0			
OPPONENTS	5	13	2.6	11	0			
Opp. Fum. Rec	No.	Yds.	Avg.	Long	TD			
Robbins	2	0	0.0	0	0			
Engelhardt	1	0	0.0	0	0			
O'Brien	1	0	0.0	0	0			
D. Palmer	1	0	0.0	0	0			
F. Smith	1	0	0.0	0	0			
VIKINGS	6	0	0.0	0	0			
OPPONENTS	5	17	3.4	13	0			
Punting	No.	Yds	Avg	Net	TB	In20	Lg	B
Beiger	7	292	41.7	33.9	0	4	69	1
Howard	10	381	38.1	32.8	1	2	43	0
VIKINGS	17	673	37.4	33.3	1	6	69	1
OPPONENTS	17	690	40.6	32.5	0	7	52	0
Punt Returns	No.	FC	Yds	Avg	Long	TD		
Walters	7	3	122	17.4	62	1		
Palmer	2	1	16	8.0	16	0		
VIKINGS	9	4	138	15.3	62	1		
OPPONENTS	8	6	54	6.8	12	0		
Kickoff Returns	No.	Yds	Avg	Long	TD			
Carter	8	177	22.1	33	0			
Williams	5	81	16.2	23	0			
Morgan	3	66	22.0	27	0			
Cocherham	1	17	17.0	17	0			
Walters	1	16	16.0	16	0			
VIKINGS	18	357	19.8	33	0			
OPPONENTS	18	585	32.5	96	2			

Passing	Att.	Cmp.	Yards	Pct	Yd./Att.	TD	TD%	Int.	Int%	Lg	Sack/Lost	Rating
Culpepper	74	43	751	58.1	10.2	5	6.8	3	4.1	67	2/8	98.4
Briser	49	32	271	65.3	5.5	1	2.0	2	4.1	22	1/9	69.3
Bouman	10	4	51	40.0	5.1	0	0.0	0	0.0	15	1/2	56.7
VIKINGS	133	79	1073	59.4	8.1	6	4.5	5	3.8	67	4/19	84.6
OPPONENTS	137	78	894	56.9	6.5	5	3.6	5	3.6	39	8/40	73.7

2000 REGULAR SEASON STATISTICS

9/3	W	30	Chicago	27	64,104	(SO)
9/10	W	13	Miami	7	64,112	(SO)
9/17	W	21	@ New England	13	60,292	(SO)
10/1	W	31	@ Detroit	24	76,438	(SO)
10/9	W	30	Tampa Bay	23	64,162	(SO)
10/15	W	28	@ Chicago	16	66,944	(SO)
10/22	W	31	Buffalo	27	64,116	(SO)
10/29	L	13	@ Tampa Bay	41	65,589	(SO)
11/6	L	20	@ Green Bay (OT)	26	59,854	(SO)
11/12	W	31	Arizona	14	64,223	(SO)
11/19	W	31	Carolina	17	64,208	(SO)
11/23	W	27	@ Dallas	15	63,878	(SO)
11/30	W	24	Detroit	17	64,214	(SO)
12/10	L	29	@ St. Louis	40	66,273	(SO)
12/17	L	28	Green Bay	33	64,183	(SO)
12/24	L	10	@ Indianapolis	31	56,672	(SO)

		Minn.	Opp.
Total First Downs		319	344
Rushing		107	110
Passing		193	208
Penalty		19	26
3rd Down: Made/Att.		86/188	92/202
3rd Down: Pct		45.7	45.5
4th Down: Made/Att.		8/13	4/14
4th Down: Pct.		61.5	28.6
Possession Avg.		29:28	30:32
Total Net Yards		5961	5701
Avg. Per Game		372.6	356.3
Total Plays		958	1011
Avg. Per Play		6.2	5.6
Net Yards Rushing		2129	1788
Avg. Per Game		133.1	111.8
Total Rushes		428	396
Net Yards Passing		3832	3913
Avg. Per Game		239.5	244.6
Sacks/Yards Lost		35/187	31/214
Gross Yards Passing		4019	4127
Att./Completions		495/307	584/369
Completion Pct.		62.0	63.2
Had Intercepted		18	8
Net Punting Yards		1934	2045
Punts/Average		62/44.7	65/39.9
Net Punting Avg.		36.2	33.7
Penalties/Yards		106/908	104/747
Fumbles/Ball Lost		26/10	17/10
Touchdowns		47	43
Rushing		14	17
Passing		33	23
Returns		0	3

Score by Periods		1	2	3	4	OT	T	
VIKINGS		81	117	90	109	0	397	
OPPONENTS		96	98	56	115	6	371	
Scoring	Ru	Re	Rt	1 pt.	2 pt.	FG	S	T
Anderson	0	0	0	45/45	0/0	22/23	0	111
Moss	0	15	0	0/0	1/1	0/0	0	92
Smith	7	3	0	0/0	0/0	0/0	0	60
Carter	0	9	0	0/0	0/0	0/0	0	54
Culpepper	7	0	0	0/0	0/0	0/0	0	42
McWilliams	0	3	0	0/0	0/0	0/0	0	18
Hatchette	0	2	0	0/0	0/0	0/0	0	12
Davis	0	1	0	0/0	0/0	0/0	0	6
Williams	0	0	0	0/0	1/1	0/0	0	2
VIKINGS	14	33	0	45/45	2/2	22/23	0	397
OPPONENTS	17	23	3	38/38	0/4	25/29	0	371
Field Goals	1-19	20-29	30-39	40-49	50+			
Anderson	1/1	5/5	9/9	7/7	0/1			
VIKINGS	1/1	5/5	9/9	7/7	0/1			
OPPONENTS	1/1	10/11	8/8	5/7	1/2			

Anderson: (35,38,45) (28,49) () (20) (37,42,51) (19) () (38,20,21) (30,37) (30,48) (33) (43) (49,29) (40) () () (31)
Opponents: (29,49) () (44w) (21,43w) (23,53w) (33,35) (22) (25,48) (47,26) (24,31) () (28) (37,26w) (43,36) (52) (26,19) (34,35,43,36) (28)

Rushing	Att.	Yds.	Avg.	Lg	TD			
Smith	295	1521	5.2	72t	7			
Culpepper	89	470	5.3	27t	7			
Williams	23	67	2.9	10	0			
Kleinsasser	12	43	3.6	7	0			
Briester	5	20	4.0	12	0			
Moss	3	5	1.7	9	0			
Walters	1	3	3.0	3	0			
VIKINGS	428	2129	5.0	72t	14			
OPPONENTS	396	1788	4.5	52	17			
Receiving	No.	Yds.	Avg.	Long	TD			
Carter	96	1274	13.3	53	9			
Moss	77	1437	18.7	78t	15			
Smith	36	348	9.7	53t	3			
McWilliams	22	180	8.2	26	3			
Walsh	18	191	10.6	21	0			
Davis	17	202	11.9	37	1			
Hatchette	16	190	11.9	39t	2			
Kleinsasser	10	98	9.8	21	0			
Jordan	8	63	7.9	12	0			
Williams	4	31	7.8	12	0			
Jacquet (LG)	1	25	25.0	25	0			
Walters	1	5	5.0	5	0			
Morrow	1	2	2.0	2	0			
Palmer	1	-2	-2.0	-2	0			
VIKINGS	307	4019	13.1	78t	33			
OPPONENTS	369	4127	11.2	52t	23			
Interceptions	No.	Yds.	Avg.	Long	TD			
Wong	2	28	14.0	14	0			
Tate	2	12	6.0	12	0			
Griffith	1	25	25.0	25	0			
Dishman	1	0	0.0	0	0			
Thibodeaux	1	0	0.0	0	0			
Thomas	1	0	0.0	0	0			
VIKINGS	8	65	8.1	25	0			
OPPONENTS	18	181	10.1	47	1			
Opp. Fum. Rec	No.	Yds.	Avg.	Long	TD			
Sawyer	2	0	0.0	0	0			
Thomas	2	0	0.0	0	0			
Griffith	2	0	0.0	0	0			
Hall	1	1	1.0	1	0			
Morrow	1	0	0.0	0	0			
Tate	1	0	0.0	0	0			
Williams	1	0	0.0	0	0			
VIKINGS	10	1	0.1	1	0			
OPPONENTS	9	0	0.0	0	0			
Punting	No.	Yds	Avg	Net	TB	In20	Lg	B
Berger	62	2773	44.7	36.2	11	16	60	0
VIKINGS	62	2773	44.7	36.2	11	16	60	0
OPPONENTS	65	2593	39.9	33.7	7	22	65	0
Punt Returns	No.	FC	Yds	Avg	Long	TD		
Jacquet (LG)	30	8	211	7.0	35	0		
Walters	15	16	217	14.5	63	0		
Palmer	10	12	33	3.3	16	0		
Walsh	1	0	11	11.0	11	0		
VIKINGS	26	28	261	10.0	63	0		
OPPONENTS	32	10	310	9.7	35	0		
Kickoff Returns	No.	Yds	Avg	Long	TD			
Walters	30	692	23.1	38	0			
T. Carter	17	389	22.9	38	0			
Williams	10	214	21.4	34	0			
Palmer	2	9	4.5	6	0			
Morrow	1	17	17.0	17	0			
Thomas	1	15	15.0	15	0			
VIKINGS	67	1456	21.7	38	0			
OPPONENTS	69	1519	22.0	98t	1			

Passing	Att.	Cmp.	Yards	Pct	Yd./Att.	TD	TD%	Int.	Int%	Lg	Sack/Lost	Rating
Culpepper	474	297	3937	62.7	8.3	33	7.0	16	3.4	78t	34/181	98.0
Briester	20	10	82	50.0	4.1	0	0.0	1	5.0	20	1/6	40.0
Berger	1	0	0	0.0	0.0	0	0.0	1	100.0	0	0/0	0.0
VIKINGS	495	307	4019	62.6	8.1	33	6.7	18	3.6	78t	35/187	94.7
OPPONENTS	564	369	4127	63.2	7.1	23	3.9	8	1.4	52t	31/214	91.6

2000 POST SEASON STATISTICS

1/6/01 W 34 New Orleans 16 63,881 (SO)
1/14/01 L 0 @ NY Giants 41 79,310 (SO)

	Min.	Opp.						
Total First Downs	27	50						
Rushing	8	14						
Passing	18	33						
Penalty	1	3						
3rd Down: Made/Att.	11/25	12/29						
3rd Down: Pct	44.0	41.4						
4th Down: Made/Att.	0/0	3/4						
4th Down: Pct.	0.0	75.0						
Possession Avg.	24:55	35:06						
Total Net Yards	543	873						
Avg. Per Game	271.5	436.5						
Total Plays	104	149						
Avg. Per Play	5.2	5.9						
Net Yards Rushing	181	207						
Avg. Per Game	90.5	103.5						
Total Rushes	41	58						
Net Yards Passing	362	666						
Avg. Per Game	181.0	333.0						
Sacked/Yards Lost	4/18	3/14						
Gross Yards Passing	380	680						
Att./Completions	59/30	88/59						
Completion Pct.	50.8	67.0						
Had Intercepted	3	4						
Net Punting Yards	360	200						
Punts/Average	11/39.5	6/37.5						
Net Punting Avg.	11/32.7	6/33.3						
Penalties/Yards	10/121	11/76						
Fumbles/Ball Lost	3/2	1/0						
Touchdowns	4	7						
Rushing	1	0						
Passing	3	7						
Returns	0	0						
Score by Periods	1	2	3	4	OT	T		
VIKINGS	10	7	10	7	-	34		
OPPONENTS	17	20	14	6	-	57		
Scoring	Ru	Re	Rt	1 pt.	2 pt.	FG	S	T
Moss	0	2	0	0/0	0	0/0	0	12
Anderson	0	0	0	4/4	0	2/2	0	10
Smith	1	0	0	0/0	0	0/0	0	6
Carter	0	1	0	0/0	0	0/0	0	6
VIKINGS	1	3	0	4/4	0/0	2/2	0	34
OPPONENTS	0	7	0	6/6	0/1	3/4	0	57
Field Goals	1-19	20-29	30-39	40-49	50+			
Anderson	0/0	1/1	0/0	1/1	0/0			
VIKINGS	0/0	1/1	0/0	1/1	0/0			
OPPONENTS	0/0	2/2	1/1	0/1	0/0			
Anderson: (24.44) ()								
Opponents: (33) (21.22,43n)								

Anderson: (24,44) ()
Opponents: (33) (21,22,43n)

Rushing	Att.	Yds.	Avg.	Lg	TD			
Smith	32	118	3.7	25	1			
Culpepper	6	61	10.2	30	0			
Morrow	3	2	0.7	2	0			
VIKINGS	41	181	4.4	30	1			
OPPONENTS	58	207	3.6	21	0			
Receiving	No.	Yds.	Avg.	Long	TD			
Carter	11	144	13.1	34	1			
Moss	4	139	34.8	68t	2			
Smith	4	23	5.8	20	0			
Walsh	3	23	7.7	11	0			
Kleinsasser	2	18	9.0	11	0			
McWilliams	2	14	7.0	9	0			
Jordan	2	10	5.0	6	0			
Walters	1	7	7.0	7	0			
Hatchette	1	2	2.0	2	0			
VIKINGS	30	380	12.7	68t	3			
OPPONENTS	59	680	11.5	48t	7			
Interceptions	No.	Yds.	Avg.	Long	TD			
Griffith	1	0	0.0	0	0			
Hitchcock	1	0	0.0	0	0			
VIKINGS	2	0	0.0	0	0			
OPPONENTS	1	-4	-4.0	-4	0			
Opp. Fum. Rec	No.	Yds.	Avg.	Long	TD			
Tate	2	5	2.5	4	0			
Morgan	1	1	1.0	1	0			
Wong	1	1	1.0	1	0			
VIKINGS	4	7	1.8	4	0			
OPPONENTS	3	13	4.3	13	0			
Punting	No.	Yds	Avg	Net	TB	In20	Lg	B
Berger	11	435	39.5	32.7	2	2	54	0
VIKINGS	11	435	39.5	32.7	2	2	54	0
OPPONENTS	6	225	37.5	33.3	0	2	45	0
Punt Returns	No.	FC	Yds	Avg	Long	TD		
Walters	3	2	25	8.3	11	0		
Walsh	0	1	0	0.0	0	0		
VIKINGS	3	3	25	8.3	11	0		
OPPONENTS	5	1	35	7.0	13	0		
Kickoff Returns	No.	Yds	Avg	Long	TD			
Walters	9	181	20.1	24	0			
Williams	2	15	7.5	16	0			
Hatchette	1	4	4.0	4	0			
VIKINGS	12	200	16.7	24	0			
OPPONENTS	8	155	19.4	31	0			

2000 SEASON

Passing	Att.	Cmp.	Yards	Pct	Yd./Att.	TD	TD%	Int.	Int%	Lg	Sack/Lost	Rating
Culpepper	59	30	380	50.8	6.4	3	5.1	3	5.1	68t	4/18	67.1
VIKINGS	59	30	380	50.8	6.4	3	5.1	3	5.1	68t	4/18	67.1
OPPONENTS	88	59	680	67.0	7.7	7	8.0	4	4.5	48t	3/14	97.7

VIKINGS

2000 PRESEASON DEFENSIVE STATISTICS

	Tackles			Sacks	For. Fum.	Fum. Rec.	Tackles For Loss		Int.	Pass.		QB Hurry	Special Teams			Bl.
	Solo	Asst.	Total							Def.			Solo	Asst.	Total	
K. Wong	14	0	14	0	0	0	0	0	0	0	0	0	0	0	0	0
D. Rudd	10	4	14	1	0	0	0	0	0	0	0	0	0	0	0	0
R. Tate	10	2	12	0	0	0	0	1	1	0	0	0	0	0	0	0
K. Wright	10	2	12	0	0	0	0	0	1	0	0	0	0	0	0	0
A. Banks	10	1	11	0	0	0	0	0	0	0	0	1	0	0	1	0
L. Hall	9	2	11	0	1	0	0	0	0	0	0	2	0	0	2	0
K. Thibodeaux	10	0	10	0	0	0	0	2	5	0	0	0	0	0	0	0
R. Griffith	8	2	10	0	0	0	0	1	2	0	0	0	0	0	0	0
M. Boireau	7	2	9	0	0	0	0	0	1	0	0	0	0	0	0	0
C. Hovan	7	1	8	1.5	1	0	0	0	0	0	0	0	0	0	0	0
R. Mullen	7	1	8	0	0	0	0	0	0	0	0	3	0	0	3	0
E. McDaniel	5	3	8	1	0	0	0	0	1	0	0	0	0	0	0	0
A. Wilson	6	1	7	0	0	0	0	0	0	0	0	1	0	0	1	0
J. Burroughs	5	2	7	0	0	0	0	0	2	0	0	0	0	0	0	0
F. Smith	5	2	7	1	1	1	0	0	0	0	0	0	0	0	0	0
T. Carter	6	0	6	0	0	0	0	0	1	0	0	1	0	0	1	0
C. Kidd	6	0	6	0	0	0	0	0	0	0	0	2	0	0	2	0
T. Williams	5	1	6	1	0	0	0	0	0	0	0	0	0	0	0	0
O. Thomas	4	2	6	0	0	0	0	1	2	0	0	0	0	0	0	0
O. Johnson	4	1	5	0	0	0	0	0	0	0	0	0	0	0	0	0
T. Sawyer	4	1	5	1.5	1	0	0	0	0	0	0	0	0	0	0	0
D. Morgan	4	0	4	0	0	0	0	0	0	0	0	2	2	4	0	0
P. Bercich	3	0	3	0	0	0	0	0	0	0	0	0	0	0	0	0
A. Dalton	3	0	3	0	0	0	0	0	0	0	0	0	0	0	0	0
J. Randle	3	0	3	1	0	0	0	0	0	0	0	0	0	0	0	0
B. Paup	1	2	3	0	0	0	0	0	0	0	0	0	0	0	0	0
D. Walker	2	0	2	0	0	0	0	0	0	0	0	0	0	0	0	0
F. Robbins	1	1	2	0	0	2	0	0	0	0	0	0	0	0	0	0
T. Engelhardt	1	0	1	0	0	1	0	0	0	0	0	0	0	0	0	0
E. Howard	1	0	1	0	0	0	0	0	0	0	0	0	0	0	0	0
C. Jones	1	0	1	0	0	0	0	0	0	0	0	0	0	0	0	0
A. Marshall	1	0	1	0	0	0	0	0	0	0	0	0	0	0	0	0
K. McCullar	1	0	1	0	0	0	0	0	0	0	0	0	0	0	0	0
M. Parker	1	0	1	0	0	0	0	0	0	0	0	0	0	0	0	0
C. Rogers	1	0	1	0	0	0	0	0	0	0	0	0	0	0	0	0
M. Williams	0	0	0	0	0	0	0	0	0	0	0	5	1	6	0	0
C. Walsh	0	0	0	0	0	0	0	0	0	0	0	2	0	2	0	0
C. Thomas	0	0	0	0	0	0	0	0	0	0	0	1	1	2	0	0
A. Crosland	0	0	0	0	0	0	0	0	0	0	0	1	0	1	0	0
J.H. Mills	0	0	0	0	0	0	0	0	0	0	0	1	0	1	0	0
N. O'Brien	0	0	0	0	0	1	0	0	0	0	0	0	0	0	0	0
D. Palmer	0	0	0	0	0	1	0	0	0	0	0	0	0	0	0	0



Linebackers Kailee Wong and Ed McDaniel led the Vikings in tackles on the 2000 season.

2000 REGULAR SEASON DEFENSIVE STATISTICS

	Tackles			Sacks	For. Fum.	Fum. Rec.	Tackles For Loss	Int.	Pass. Def.	QB Hurry	Special Teams			
	Solo	Asst.	Total								Solo	Asst.	Total	Bl.
K. Wong	94	40	134	2	0	0	4	2	3	1	1	1	2	0
E. McDaniel	93	38	131	2	1	0	8	0	2	0	0	1	1	0
R. Griffith	83	39	122	1	1	1	3	1	8	1	0	0	0	0
D. Rudd	38	53	91	0	1	0	3	0	4	6	2	0	2	0
R. Tate	58	12	70	0	2	1	0	2	13	0	3	1	4	0
C. Hovan	28	26	54	2	0	0	6	0	1	7	0	0	0	0
C. Dishman	46	6	52	0	0	0	0	1	9	0	0	1	1	0
T. Sawyer	30	21	51	6	0	2	10	0	1	10	0	0	0	0
K. Wright	36	11	47	0	0	0	0	0	3	0	3	0	3	0
T. Williams	21	22	43	4	0	0	6	0	0	5	0	0	0	0
O. Thomas	35	8	43	1	0	2	1	1	6	0	0	0	0	0
T. Carter	30	10	40	0	2	1	0	0	0	0	5	3	8	0
J. Burrough	12	24	36	2	0	0	2	0	0	7	1	0	1	0
J. Randle	18	13	31	8	2	0	9	0	0	21	0	0	0	0
L. Hall	8	12	20	0	1	1	0	0	0	0	7	5	12	0
K. Thibodeaux	17	2	19	0	0	0	0	1	4	0	9	2	11	0
W. Serwanga	17	0	17	0	0	0	0	0	0	0	1	1	2	0
B. Paup	4	5	9	2	0	0	2	0	0	2	0	0	0	0
G. Northern	2	5	7	0	0	0	0	0	0	1	0	2	2	0
F. Robbins	1	4	5	1	0	0	1	0	0	0	0	0	0	0
A. Banks	4	0	4	0	0	0	0	0	0	0	8	3	11	0
J. Nelson	1	2	3	0	0	0	0	0	0	0	18	11	29	0
D. Morgan	2	0	2	0	0	0	0	0	0	0	1	2	3	0
C. Sauer	2	0	2	0	0	0	0	0	1	0	9	2	11	0
F. Smith	1	1	2	0	0	0	0	0	0	0	0	0	0	0
P. Bercich	0	1	1	0	0	0	0	0	0	0	0	0	0	0
C. Walsh	0	0	0	0	0	0	0	0	0	0	18	3	21	0
H. Morrow	0	0	0	0	1	0	0	0	0	0	9	8	17	0
M. Williams	0	0	0	0	1	0	0	0	0	0	11	5	16	0
M. Berger	0	0	0	0	0	0	0	0	0	0	2	1	3	0
M. Palmer	0	0	0	0	0	0	0	0	0	0	2	0	2	0
J. Kleinsasser	0	0	0	0	0	0	0	0	0	0	1	1	2	0
Nate Jacquet	0	0	0	0	0	0	0	0	0	0	1	0	1	0
Matt Cercone	0	0	0	0	0	0	0	0	0	0	0	1	1	0
R. Barker	0	0	0	0	0	0	0	0	0	1	0	0	0	0

2000 POST SEASON DEFENSIVE STATISTICS

	Tackles			Sacks	For. Fum.	Fum. Rec.	Tackles For Loss	Int.	Pass. Def.	QB Hurry	Special Teams			Bl.
	Solo	Asst.	Total								Solo	Asst.	Total	
K. Wong	13	7	20	0	0	0	0	1	0	0	0	0	0	0
R. Griffith	11	7	18	0	0	0	0	0	0	0	0	0	0	0
D. Rudd	12	5	17	0	0	0	0	0	1	0	0	0	0	0
E. McDaniel	9	7	16	0	0	0	1	0	0	0	0	0	0	0
W. Serwanga	8	3	11	0	0	0	0	0	4	0	0	0	0	0
T. Carter	9	1	10	0	0	0	0	0	1	0	1	1	2	0
F. Smith	6	4	10	0	0	0	0	0	0	1	0	0	0	0
R. Tate	7	1	8	0	1	0	0	2	2	0	0	0	0	0
C. Hovan	3	4	7	0	0	0	0	0	2	0	0	0	0	0
T. Williams	3	4	7	0	0	0	0	0	0	1	0	0	0	0
J. Randle	6	0	6	1	1	0	1	0	0	1	0	0	0	0
J. Burrough	4	2	6	1	0	0	1	0	1	0	0	0	0	0
A. Banks	1	1	2	0	0	0	0	0	0	0	0	0	0	0
D. Morgan	1	0	1	0	0	0	0	1	1	0	0	0	0	0
B. Paup	1	0	1	1	0	0	0	0	0	0	0	0	0	0
O. Thomas	1	0	1	0	0	0	0	0	0	0	0	0	0	0
K. Wright	1	0	1	0	0	0	0	0	0	0	0	0	0	0
T. Sawyer	0	1	1	0	0	0	0	0	0	0	0	0	0	0
L. Hall	0	0	0	0	0	0	0	0	0	0	6	2	8	0
C. Walsh	0	0	0	0	0	0	0	0	0	0	2	1	3	0
J. Nelson	0	0	0	0	0	0	0	0	0	0	1	2	3	0
P. Bercich	0	0	0	0	0	0	0	0	0	0	2	0	2	0
M. Williams	0	0	0	0	0	0	0	0	0	0	2	0	2	0
H. Morrow	0	0	0	0	0	0	0	0	0	0	1	0	1	0
M. Palmer	0	0	0	0	0	0	0	0	0	0	1	0	1	0
K. Thibodeaux	0	0	0	0	0	0	0	0	0	0	1	0	1	0

2000 GAME-BY-GAME STATISTICS

Offense

		First Downs					Total Offense					Intercepts					Punts					Punt Returns					KO Returns					Pen.		Fum.		Scoring				
		T	R	Pa	Pe	Yd	Ru	At	Pa	Sk/Yd	A	C	I	N	Yd	Lg	TD	N/Avg	N	Yd	FC	Lg	TD	N	Yd	Lg	TD	N/Yd	N/LT	R	P	Rt	PAT	FG	S					
Playoffs	CHI	17	11	5	1	374	186	30	188	1/2	23	13	1	0	0	0	0	2/39.0	0	0	4	0	0	5	124	38	0	4/20	2/0	3	0	0	3/3	3/3	0					
	MIA	24	7	16	1	468	125	28	343	3/12	37	23	3	1	0	0	0	4/44.8	4	16	2	7	0	2	40	25	0	7/60	3/1	0	1	0	1/1	2/2	0					
	@ NE	23	10	10	3	315	154	43	161	4/16	28	19	1	1	0	0	0	5/40.8	2	8	2	11	0	2	51	27	0	5/61	2/1	1	2	0	3/3	0/0	0					
	@ Det	19	4	12	3	439	178	29	261	2/8	29	17	0	1	0	0	0	6/43.5	3	27	2	13	0	4	82	23	0	10/72	0/0	1	3	0	4/4	1/1	0					
	TB	17	5	11	1	322	115	30	207	6/24	19	15	1	0	0	0	0	2/52.0	1	3	0	3	0	6	134	29	0	4/44	3/1	1	2	0	3/3	3/4	0					
	@ Chi	17	7	9	1	368	191	29	177	3/21	26	15	0	0	0	0	0	5/40.8	2	32	4	25	0	4	91	35	0	7/73	2/1	1	3	0	4/4	0/0	0					
	BUF	17	2	12	3	348	97	22	251	0/0	29	17	1	0	0	0	0	4/42.3	2	41	2	28	0	6	106	34	0	9/55	1/0	0	3	0	3/3	3/3	0					
	@ TB	25	5	20	0	401	99	17	302	2/11	53	29	2	0	0	0	0	1/49.0	0	0	0	0	0	7	149	25	0	6/46	1/1	0	1	0	1/1	2/2	0					
	@ GB	22	8	13	1	407	157	33	250	3/26	35	17	4	0	0	0	0	4/41.8	3	15	3	16	0	5	103	24	0	11/129	1/1	0	2	0	2/2	2/2	0					
	AZ	29	9	18	2	460	158	33	302	2/4	34	26	1	0	0	0	0	1/39.0	2	5	1	3	0	2	38	22	0	4/35	1/1	1	3	0	4/4	1/1	0					
	CAR	19	6	13	0	446	117	26	329	1/28	29	22	0	2	37	23	0	4/44.3	0	0	4	0	0	2	25	19	0	8/53	4/2	1	3	0	4/4	1/1	0					
	@ Dall	18	8	10	0	360	168	27	192	2/13	22	15	0	1	25	25	0	4/44.5	1	10	2	10	0	3	54	35	0	4/21	1/0	1	2	0	3/3	2/2	0					
	DET	19	9	10	0	305	145	25	160	0/0	32	19	2	1	14	14	0	5/49.2	3	78	1	63	0	1	22	22	0	6/59	0/0	2	1	0	3/3	1/1	0					
	@ STL	23	7	13	3	312	104	19	208	4/13	33	21	0	0	0	0	0	5/50.0	0	0	1	0	0	5	127	38	0	7/60	1/0	1	3	0	4/4	0/0	0					
	GB	19	5	14	0	400	68	17	332	1/3	38	23	1	0	0	0	0	3/48.7	0	0	0	0	0	8	177	38	0	8/67	2/1	1	3	0	4/4	0/0	0					
	@ Ind	11	4	7	0	236	67	21	169	1/6	28	16	1	1	12	12	0	7/46.0	3	26	0	12	0	5	133	31	0	6/63	2/0	0	1	0	1/1	1/1	0					
Playoffs																																								
NO	18	6	12	0	429	127	32	302	0/0	31	17	0	2	2	1	0	5/45.0	3	25	2	11	0	4	72	24	0	5/60	1/0	1	3	0	4/4	2/2	0						
@ NYG	9	2	6	1	114	54	9	60	4/18	28	13	3	2	5	4	0	6/35.0	0	0	1	0	0	8	128	24	0	5/61	2/2	0	0	0	0/0	0/0	0						

Third Down Efficiency

9/3	CHI	6-13-46%	9/10	MIA	5-11-45%	9/17	@ NE	10-17-59%	10/1	@ Det	5-12-42%	10/9	TB	2-10-20%	10/15	@ Chi	7-14-50%
10/22	BUF	3-9-33%	10/29	@ TB	7-14-50%	11/6	@ GB	6-14-43%	11/12	ARIZ	6-9-67%	11/19	CAR	6-10-60%	11/23	@ Dal	5-11-45%
11/30	DET	5-11-45%	12/10	@ St L	5-11-45%	12/17	GB	5-11-45%	12/24	@ Ind	4-12-33%	1/6	NO	10-17-59%	1/14	@ NYG	1-8-13%

2000 GAME-BY-GAME STATISTICS

Defense

	First Downs					Total Offense					By Opp.					Punts			Punt Returns			KO Returns			Pen. N/Yd	Fum. N/LT	Scoring								
	T	R	Pa	Pe	Yd	Ru	At	Pa	Sk/Yd	A	C	I	N	Yd	Lg	TD	N	Yd	FC	Lg	TD	N	Yd	Lg			TD	R	P	Rt	Pat	FG	S		
CHI	23	10	13	0	425	153	25	272	2/18	41	27	0	1	2	2	0	4/31.3	1	12	0	12	0	7	175	34	0	5/45	2/1	1	2	0	3/3	2/2	0	0
MIA	10	2	8	0	209	49	16	160	3/15	31	12	1	3	15	14	0	9/43.8	2	14	1	8	0	4	88	45	0	7/40	0/0	0	1	0	1/1	0/0	0	0
@NE	18	6	11	1	267	103	18	164	3/26	35	21	1	1	0	0	0	4/37.8	4	35	0	19	0	3	88	33	0	9/64	0/0	1	1	0	1/2	0/1	0	0
@Det	27	10	13	4	355	129	25	226	2/13	44	25	1	0	0	0	0	5/42.8	4	32	0	18	0	6	107	30	0	9/55	0/0	2	1	0	3/3	1/2	0	0
TB	22	5	15	2	346	63	20	283	2/12	41	26	0	1	0	0	0	1/53.0	2	24	0	16	0	7	160	26	0	7/58	3/3	1	0	1	2/2	3/4	0	0
@Chi	17	8	8	1	294	98	26	196	2/14	33	19	0	0	0	0	0	7/34.6	3	29	1	16	0	5	92	24	0	8/53	1/0	1	1	0	1/2	1/1	0	0
BUFF	21	5	15	1	406	120	28	286	1/8	43	28	0	1	10	10	0	4/40.3	2	23	2	20	0	3	73	33	0	11/72	2/1	1	2	0	3/3	2/2	0	0
@TB	23	9	12	2	413	152	25	261	1/6	23	16	0	2	39	34	1	0/0.0	0	0	0	0	0	3	63	25	0	4/34	0/0	0	1	0	5/5	2/2	0	0
@GB	19	5	11	3	298	81	26	217	2/18	36	17	0	4	48	26	0	8/35.1	1	3	2	3	0	4	129	90	0	8/63	0/0	0	1	2	2/2	2/2	0	0
ARIZ	14	4	9	1	249	62	17	187	3/32	28	19	0	1	13	13	0	4/43.3	0	0	0	0	0	4	173	98	1	8/65	3/2	1	0	1	2/2	0/0	0	0
CAR	23	4	17	2	330	78	26	252	5/20	44	26	2	0	0	0	0	4/35.5	1	27	0	27	0	4	67	20	0	5/30	1/1	2	0	0	2/2	1/1	0	0
@Dal	22	7	15	0	404	128	24	276	0/0	43	30	1	0	0	0	0	3/35.7	2	20	0	11	0	6	104	25	0	5/45	1/1	1	0	1	0/1	3/4	0	0
DET	20	7	11	2	352	139	25	213	5/33	36	25	1	2	4	4	0	6/44.3	1	4	2	4	0	4	46	18	0	5/35	1/1	1	1	0	2/2	1/1	0	0
@SUL	32	13	17	2	508	162	34	346	0/0	32	27	0	0	0	0	0	1/38.0	4	61	0	35	0	3	38	20	0	7/43	0/0	5	0	0	4/5	2/2	0	0
GB	28	8	17	3	434	159	30	275	2/15	38	26	0	1	47	47	0	1/53.0	2	13	0	9	0	3	59	23	0	3/25	2/0	0	3	0	3/3	4/4	0	0
@Ind	25	7	16	2	411	128	29	283	0/0	36	25	1	1	3	3	0	4/48.3	3	13	2	9	0	3	57	25	0	3/20	1/0	0	4	0	4/4	1/1	0	0

Playoffs

NO	19	4	14	1	355	69	17	286	2/9	48	30	2	0	0	0	0	5/39.0	3	33	0	13	0	7	139	31	0	7/40	0/0	0	2	0	1/2	1/1	0	0
@NYG	31	10	19	2	518	138	41	380	1/5	40	29	2	3	13	13	0	1/30.0	2	2	1	2	0	1	16	16	0	4/36	1/0	0	5	0	5/5	2/3	0	0

Third Down Efficiency

9/3	CHI	9-15-60%	9/10	MIA	3-13-23%	9/17	@ NE	5-12-42%	10/1	@Det	2-11-18%	10/9	TB	7-13-54%	10/15	@ Chi	4-14-29%
10/22	BUF	10-17-59%	10/29	@ TB	3-6-50%	11/6	@ GB	4-14-29%	11/12	ARIZ	6-12-50%	11/19	CAR	5-11-45%	11/23	@ Dal	7-13-54%
11/30	DET	3-13-23%	12/10	@ SUL	7-10-70%	12/17	GB	10-15-67%	12/24	@ Ind	7-13-54%	1/6	NO	4-13-31%	1/14	@ NYG	8-16-50%

RUSHING

	Robert Smith					Daunte Culpepper					Moe Williams				
	No	Yds	Avg	LG	TD	No	Yds	Avg	LG	TD	No	Yds	Avg	LG	TD
CHI	14	109	7.8	59	0	13	73	5.6	24	3	1	-1	-1.0	-1	0
MIA	18	72	4.0	17	0	8	37	4.6	26	0	0	0	0.0	0	0
@ NE	29	91	3.1	7	1	12	59	4.9	13	0	0	0	0.0	0	0
@ Det	16	134	8.4	65t	1	7	29	4.1	19	0	4	12	3.0	8	0
TB	22	81	3.7	14	0	7	35	5.0	27t	1	1	-1	-1.0	-1	0
@ Chi	23	170	7.4	72t	1	4	15	3.8	7	0	2	6	3.0	5	0
BUFF	16	68	4.3	20	0	6	29	4.8	10	0	0	0	0.0	0	0
@ TB	12	61	5.1	21	0	4	35	8.8	21	0	0	0	0.0	0	0
@ GB	24	122	5.1	22	0	4	20	5.0	9	0	2	9	4.5	5	0
ARIZ	20	117	5.9	21	0	5	26	5.2	10	0	5	14	2.8	5	0
CAR	23	103	4.5	22	1	1	0	0.0	0	0	2	14	7.0	10	0
@ Dall	21	148	7.0	39	1	2	8	4.0	6	0	4	12	3.0	5	0
DET	17	115	6.8	43t	2	6	25	4.2	8	0	1	1	1.0	1	0
@ St L	15	67	4.5	15	0	4	37	9.3	13	1	0	0	0.0	0	0
GB	10	26	2.6	15	0	7	42	6.0	13	1	0	0	0.0	0	0
@ Ind	15	37	2.5	10	0	0	0	0.0	0	0	1	1	1.0	1	0
Playoffs															
NO	25	74	3.0	25	1	4	51	12.8	30	0	0	0	0.0	0	0
@ NYG	7	44	6.3	25	0	2	10	5.0	6	0	0	0	0.0	0	0

PASSING

	Daunte Culpepper									Bubby Brister								
	Att	Comp	Yds	Pct	TD	Int	Lg	Sacks	Rat	Att	Comp	Yds	Pct	TD	Int	Lg	Sacks	Rat
CHI	23	13	190	56.5	0	1	66	1/2	65.5	DNP								
MIA	37	23	355	62.2	1	3	42	3/12	69.1	DNP								
@ NE	28	19	177	67.9	2	1	39t	4/16	93.9	DNP								
@ Det	29	17	269	58.6	3	0	61t	2/8	124.1	DNP								
TB	19	15	231	78.9	2	1	42t	6/24	130.5	DNP								
@ Chi	26	15	198	57.7	3	0	26	3/21	120.4	DNP								
BUFF	29	17	251	58.6	3	1	39t	0/0	107.0	DNP								
@ TB	53	29	313	54.7	1	2	39	2/11	62.9	DNP								
@ GB	34	17	276	50.0	2	3	45t	3/26	60.4	DNP								
ARIZ	32	25	302	78.1	3	1	33t	2/4	124.2	2	1	4	50.0	0	0	4	0/0	56.3
CAR	29	22	357	75.9	3	0	53t	1/28	151.1	DNP								
@ Dall	22	15	205	68.2	2	0	52	2/13	128.0	DNP								
DET	32	19	160	59.4	1	2	20	0/0	56.8	DNP								
@ St L	33	21	221	63.6	3	0	32t	4/13	113.3	DNP								
GB	38	23	335	60.5	3	1	78t	1/3	104.6	DNP								
@ Ind	10	7	97	70.0	1	0	42t	0/0	134.2	18	9	78	50.0	0	1	20	1/6	38.7
Playoffs																		
NO	31	17	302	56.7	3	0	68t	0/0	120.6	0	0	0	0.0	0	0	0	0/0	0.0
@ NYG	28	13	78	46.4	0	3	13	4/18	13.7	DNP								

RECEIVING

	Cris Carter					Randy Moss					Robert Smith				
	No	Yds	Avg	LG	TD	No	Yds	Avg	LG	TD	No	Yds	Avg	LG	TD
CHI	2	26	13.0	17	0	4	89	22.3	66	0	2	3	1.5	4	0
MIA	9	168	18.7	42	0	6	87	14.5	23	1	1	11	11.0	11	0
@ NE	7	67	9.6	27	0	2	20	10.0	13	0	2	12	6.0	12	0
@ Det	3	30	10.0	12	0	7	168	24.0	61t	3	2	19	9.5	10	0
TB	3	43	14.3	20	0	5	118	23.6	42t	1	3	19	6.3	13	0
@ Chi	7	111	15.9	26	1	4	29	7.3	13	1	1	7	7.0	7	0
BUFF	7	107	15.3	28	2	5	110	22.0	39t	1	1	9	9.0	9	0
@ TB	7	115	16.4	39	0	7	65	9.3	13	1	7	53	7.6	15	0
@ GB	5	59	11.8	15	1	6	130	21.7	42	0	2	67	33.5	45t	1
ARIZ	11	119	10.8	23	1	7	104	14.9	26	1	4	52	13.0	33t	1
CAR	8	138	17.3	53	1	5	106	21.2	36t	1	3	70	23.3	53t	1
@ Dall	2	22	11.0	12	0	7	144	20.6	52	2	1	6	-6.0	-6	0
DET	7	45	6.4	9	1	3	26	8.7	11	0	1	13	13.0	13	0
@ St L	7	66	9.4	19	1	4	63	15.8	32t	1	2	0	0.0	7	0
GB	7	91	13.0	28	1	4	136	34.0	78t	1	3	16	5.3	9	0
@ Ind	4	67	16.8	20	0	1	42	42.0	42t	1	1	3	3.0	3	0
Playoffs															
NO	8	120	15.0	34	1	2	121	60.5	68t	2	2	25	12.5	20	0
@ NYG	3	24	8.0	13	0	2	18	9.0	23	0	2	2	-1.0	-2	0

RECEIVING

	Johnny McWilliams					Chris Walsh					John Davis				
	No	Yds	Avg	LG	TD	No	Yds	Avg	LG	TD	No	Yds	Avg	LG	TD
CHI	0	0	0.0	0	0	0	0	0.0	0	0	2	31	15.5	27	0
MIA	0	0	0.0	0	0	1	20	20.0	20	0	2	42	21.0	22	0
@ NE	3	16	5.3	8	1	1	8	8.0	8	0	1	5	5.0	5	0
@ Det	0	0	0.0	0	0	1	18	18.0	18	0	4	34	8.5	13	0
TB	0	0	0.0	0	0	0	0	0.0	0	0	2	41	20.5	26t	1
@ Chi	1	9	9.0	9	0	1	18	18.0	18	0	0	0	0.0	0	0
BUFF	3	12	4.0	10	0	0	0	0.0	0	0	0	0	0.0	0	0
@ TB	NA					0	0	0.0	0	0	1	11	11.0	11	0
@ GB	0	0	0.0	0	0	2	11	5.5	6	0	0	0	0.0	0	0
ARIZ	0	0	0.0	0	0	0	0	0.0	0	0	1	7	7.0	7	0
CAR	0	0	0.0	0	0	1	6	6.0	6	0	3	28	9.3	18	0
@ Dall	2	26	13.0	19	0	1	3	3.0	3	0	NA				
DET	3	28	9.3	20	0	2	21	10.5	12	0	0	0	0.0	0	0
@ St L	5	53	10.6	26	1	1	13	13.0	13	0	0	0	0.0	0	0
GB	3	32	10.7	22t	1	3	44	14.7	21	0	1	3	3.0	3	0
@ Ind	2	4	2.0	3	0	4	29	7.3	13	0	0	0	0.0	0	0
Playoffs															
NO	1	5	5.0	5	0	0	0	0.0	0	0	0	0	0.0	0	0
@ NYG	1	9	9.0	9	0	3	23	7.7	11	0	0	0	0.0	0	0

TACKLES

	Kailee Wong										Ed McDaniel									
	TACKLES			Tkl	Pas	Fum	For.	QB	Hurry	Int	TACKLES			Tkl	Pas	Fum	For.	QB	Hurry	Int
	Solo	Asst	Total	Sk	Loss	Def	Rec	Fum			Solo	Asst	Total	Sk	Loss	Def	Rec	Fum		
CHI	7	4	11	0	0	0	0	0	0	0	10	3	13	1	1	0	0	1	0	0
MIA	2	1	3	1	0	0	0	0	0	0	4	2	6	1	0	0	0	0	0	0
@ NE	6	1	7	0	0	0	0	0	0	0	8	1	9	0	0	1	0	0	0	0
@ Det	5	5	10	0	0	0	0	0	0	0	3	5	8	0	1	0	0	0	0	0
TB	1	1	2	0	0	0	0	0	0	0	4	5	9	0	0	0	0	0	0	0
@ Chi	3	2	5	0	0	0	0	0	0	0	10	0	10	0	0	0	0	0	0	0
BUFF	5	2	7	1	0	0	0	0	0	0	10	3	13	0	1	0	0	0	0	0
@ TB	4	2	6	0	0	0	0	0	0	0	3	2	5	0	0	0	0	0	0	0
@ GB	5	4	9	0	0	0	0	0	0	0	1	1	2	0	0	0	0	0	0	0
ARIZ	8	4	12	0	0	1	0	0	0	0	2	0	2	0	1	0	0	0	0	0
CAR	6	4	10	0	0	1	0	0	1	0	6	1	7	0	0	1	0	0	0	0
@ Dall	8	3	11	0	3	0	0	0	0	0	9	5	14	0	2	0	0	0	0	0
DET	10	2	12	0	0	0	0	0	1	1	6	4	10	0	0	0	0	0	0	0
@ St L	10	1	11	0	0	0	0	0	0	0	4	2	6	0	0	0	0	0	0	0
GB	6	2	8	0	1	0	0	0	0	0	7	2	9	0	2	0	0	0	0	0
@ Ind	8	2	10	0	0	0	0	0	0	0	6	2	8	0	0	0	0	0	0	0
Playoffs																				
NO	5	2	7	0	0	0	0	0	1	1	3	3	6	0	1	0	0	0	0	0
@ NYG	8	5	13	0	0	0	0	0	0	0	6	4	10	0	0	0	0	0	0	0

	Robert Griffith										Dwayne Rudd									
	TACKLES			Tkl	Pas	Fum	For.	QB	Hurry	Int	TACKLES			Tkl	Pas	Fum	For.	QB	Hurry	Int
	Solo	Asst	Total	Sk	Loss	Def	Rec	Fum			Solo	Asst	Total	Sk	Loss	Def	Rec	Fum		
CHI	2	4	6	0	0	0	1	0	0	0	0	2	2	0	0	0	0	0	0	0
MIA	5	2	7	1	0	0	0	0	0	0	1	5	6	0	0	1	0	0	0	3
@ NE	2	3	5	0	0	0	0	0	0	0	3	4	7	0	0	0	0	0	0	0
@ Det	10	3	13	0	1	0	0	0	0	0	2	3	5	0	0	0	0	0	0	0
TB	4	3	7	0	0	0	0	0	0	0	5	2	7	0	0	0	0	1	0	0
@ Chi	5	0	5	0	1	1	0	0	0	0	5	6	11	0	0	0	0	0	0	0
BUFF	11	3	14	0	1	1	0	0	0	0	4	3	7	0	0	0	0	0	0	0
@ TB	2	1	3	0	0	0	0	0	0	0	6	3	9	0	0	0	0	0	0	0
@ GB	5	4	9	0	0	1	0	0	0	0	3	2	5	0	1	0	0	0	0	0
ARIZ	2	1	3	0	0	0	0	0	0	0	3	5	8	0	1	0	0	0	0	0
CAR	3	1	4	0	0	3	0	0	0	0	2	4	6	0	0	2	0	0	0	0
@ Dall	9	3	12	0	0	1	0	1	1	0	1	4	5	0	0	0	0	0	0	1
DET	4	3	7	0	0	1	0	0	0	0	NA									
@ St L	6	2	8	0	0	0	0	0	0	0	NA									
GB	6	3	9	0	0	0	0	0	0	0	2	3	5	0	1	0	0	0	0	1
@ Ind	7	3	10	0	0	0	0	0	0	0	1	7	8	0	0	1	0	0	0	0
Playoffs																				
NO	1	2	3	0	0	0	0	0	0	0	8	3	11	0	0	1	0	0	0	0
@ NYG	10	5	15	0	0	0	0	0	0	0	4	2	6	0	0	0	0	0	0	0

[illegible][illegible]

Underline denotes: Rookie

2000 VIKINGS PARTICIPATION

KEY: (S=Started, P=Played, DNP=Did Not Play, NA=Not Active, IR=Injured Reserve, N=Not With Club, PS=Practice Squad, RS=Reserve Suspended, PUP=Physically Unable to Perform)

	vs Chi	vs Mia	@ NE	@ Det	vs TB	@ Chi	vs Buff	@ TB	@ GB	vs Ariz	vs Car	@ Dal	vs Det	@ STL	vs GB	@ Ind	vs NO	@ NYG
G. Anderson	P	P	P	P	P	P	P	P	P	P	P	P	P	P	P	P	P	P
B. Badger	P	P	P	P	P	P	P	P	P	P	P	P	P	P	P	P	P	P
A. Banks	P	P	P	NA	NA	P	P	P	P	P	P	P	P	P	P	P	P	P
R. Barker	N	N	N	N	NA	P	P	P	P	NA	N	N	N	N	N	N	N	N
P. Berich	N	N	N	N	N	N	N	N	N	N	N	N	P	NA	P	NA	P	P
M. Berger	P	P	P	P	P	P	P	P	P	P	P	P	P	P	P	P	P	P
M. Birk	S	S	S	S	S	S	S	S	S	S	S	S	S	S	S	S	S	S
M. Boireau	NA	NA	NA	NA	IR	IR	IR	IR	IR	IR	IR	IR	IR	IR	IR	IR	IR	IR
T. Bouman	NA	NA	NA	NA	NA	NA	NA	NA	NA	NA	NA	NA	NA	NA	NA	NA	NA	NA
B. Brister	DNP	DNP	DNP	DNP	DNP	DNP	DNP	DNP	DNP	P	DNP	DNP	DNP	DNP	DNP	P	P	DNP
J. Burrough	S	S	S	S	P	P	NA	NA	P	P	P	P	P	P	S	S	P	P
C. Carter	S	S	S	S	S	S	P	S	S	S	S	S	S	S	S	S	S	S
T. Carter	P	P	P	P	P	P	NA	P	S	S	S	S	S	S	S	P	P	S
M. Cercone	PA	N	N	PS	PS	PS	PS	PS	PS	PS	P	P	NA	PS	PS	PS	PS	PS
D. Chapman	NA	NA	NA	NA	NA	NA	NA	NA	NA	NA	NA	NA	NA	NA	NA	NA	NA	NA
B. Cockerham	PS	PS	PS	PS	PS	PS	PS	PS	PS	PS	PS	PS	PS	PS	PS	PS	PS	PS
D. Culpepper	S	S	S	S	S	S	S	S	S	S	S	S	S	S	S	S	S	S
J. Davis	S	P	S	S	P	S	S	S	S	S	S	NA	P	P	P	P	P	P
C. Dishman	S	S	S	S	S	S	S	S	S	NA	P	P	N	N	N	N	N	N
D. Dixon	S	S	S	S	S	S	S	S	S	S	S	S	S	S	S	S	S	S
J. Earp	N	N	N	N	N	N	N	N	N	N	N	N	N	N	N	N	N	PS
R. Griffith	S	S	S	S	S	S	S	S	S	S	S	S	S	S	S	S	S	S
L. Hall	P	P	P	P	NA	P	P	P	P	P	P	P	P	S	P	P	P	P
M. Hatchette	P	P	P	P	S	P	P	P	P	P	S	P	S	S	NA	NA	S	P
C. Hovan	P	P	S	P	S	S	S	S	S	S	S	S	S	S	S	S	S	S
J. Humphrey	PS	PS	PS	PS	PS	PS	PS	PS	PS	PS	PS	PS	PS	PS	PS	PS	PS	PS
N. Jacquet	N	N	N	N	N	N	N	N	N	N	N	N	N	N	N	PS	NA	NA
C. Jones	N	N	N	N	N	N	N	N	N	PS	N	N	N	N	N	N	N	N
A. Jordan	S	S	P	P	P	P	P	P	P	P	P	S	P	P	P	S	P	S
L. Kelly	IR	IR	IR	IR	IR	IR	IR	IR	IR	IR	IR	IR	IR	IR	IR	IR	IR	IR
J. Kent	N	N	N	N	N	N	N	N	N	NA	NA	NA	NA	NA	N	N	N	N
J. Kleinsasser	P	S	P	P	S	S	S	S	S	NA	NA	NA	P	P	S	P	P	P
C. Lacina	P	S	S	S	S	S	S	S	S	S	S	S	S	S	S	S	S	S
C. Lwienski	S	NA	NA	P	P	P	P	P	P	P	P	P	P	P	P	P	P	P
M. Malano	IR	IR	IR	IR	IR	IR	IR	IR	IR	IR	IR	IR	IR	IR	IR	IR	IR	IR
E. McDaniel	S	S	S	S	S	S	S	S	S	S	S	S	S	S	S	S	S	S
J. McWilliams	P	P	S	S	P	P	NA	P	P	P	P	S	S	S	S	S	P	S
D. Morgan	PS	PS	PS	PS	PS	PS	PS	PS	PS	PS	PS	PS	PS	PS	P	PS	PS	PS
H. Morrow	P	P	P	P	P	P	P	P	P	P	P	P	P	P	P	P	P	P
R. Moss	S	S	S	S	S	S	S	S	S	S	S	S	S	S	S	S	S	S
J. Nelson	P	P	P	P	P	P	P	P	P	P	P	P	P	P	P	P	P	P
R. Nelson	N	PS	PS	N	N	N	N	N	N	N	N	N	N	N	N	N	N	N
G. Northern	N	NA	NA	P	P	NA	P	P	P	P	P	DNP	S	S	NA	NA	NA	NA
N. O'Brien	PS	PS	PS	PS	PS	PS	PS	PS	PS	PS	PS	PS	PS	PS	PS	PS	PS	PS
D. Palmer	P	P	P	NA	NA	NA	NA	P	P	NA	NA	DNP	NA	NA	P	NA	NA	NA
M. Palmer	P	P	P	P	P	P	P	P	P	P	P	P	NA	P	P	P	P	P
B. Paup	P	P	P	P	P	P	NA	NA	NA	NA	NA	NA	P	P	P	P	NA	P
J. Randle	S	S	S	S	S	S	S	S	S	S	S	S	S	S	S	S	S	S
F. Robbins	NA	NA	P	NA	NA	NA	NA	P	P	P	P	P	P	DNP	NA	P	NA	NA
D. Rudd	S	S	S	S	S	S	S	S	S	S	S	S	NA	NA	P	S	S	S
C. Sauer	P	P	P	P	P	P	P	P	NA	IR	IR	IR	IR	IR	IR	IR	IR	IR
T. Sawyer	S	S	S	S	S	S	S	S	S	S	S	S	S	S	S	S	P	P
W. Serwanga	NA	NA	NA	NA	NA	NA	NA	NA	P	P	P	P	P	P	S	S	S	S
F. Smith	N	N	N	N	N	N	N	N	N	N	N	N	N	N	N	P	S	S
R. Smith	S	S	S	S	S	S	S	S	S	S	S	S	S	S	S	S	S	S
T. Steussie	S	S	S	S	S	S	S	S	S	S	S	S	S	S	S	S	S	S
K. Stringer	S	S	S	S	S	S	S	S	S	S	S	S	S	S	S	S	S	S
R. Tate	S	S	S	S	S	S	S	S	S	S	S	S	S	S	S	S	S	S
K. Thibodeaux	P	P	P	P	P	P	P	P	P	P	P	P	P	P	P	P	P	P
O. Thomas	S	S	S	S	S	S	S	NA	NA	NA	NA	NA	NA	NA	NA	S	S	IR
C. Walsh	P	P	P	P	P	P	P	P	P	P	P	P	P	P	P	P	P	P
T. Walters	DNP	P	DNP	P	P	P	P	NA	NA	P	P	P	P	P	P	P	P	P
M. Williams	P	P	P	P	P	P	P	P	P	P	P	P	P	P	P	P	P	P
T. Williams	S	S	NA	S	S	S	S	S	S	S	S	S	S	S	S	NA	S	S
A. Wilson	NA	NA	NA	NA	NA	NA	NA	NA	NA	P	NA	NA	NA	NA	NA	NA	NA	NA
C. Withrow	P	P	P	P	P	P	P	DNP	DNP	DNP	DNP	DNP	DNP	P	P	P	P	P
K. Wong	S	S	S	S	S	S	S	S	S	S	S	S	S	S	S	S	S	S
K. Wright	P	P	P	P	P	P	P	P	S	S	S	S	S	S	S	P	P	NA
A. Young	N	N	N	N	N	N	N	N	N	PS	PS	PS	PS	PS	PS	N	N	N

2000 SINGLE-GAME BESTS

Yards Rushing	170	Robert Smith @ Chicago, 10/15
Rushing Attempts	29	Robert Smith @ New England, 9/17
TDs Rushing	3	Daunte Culpepper vs. Chicago, 9/3
Longest Rush	72t	Robert Smith @ Chicago, 10/15
Longest TD Rush	72t	Robert Smith @ Chicago, 10/15
Yards Passing	357	Daunte Culpepper vs. Carolina, 11/19
Passing Attempts	53	Daunte Culpepper @ Tampa Bay, 10/29
Passes Completed	29	Daunte Culpepper @ Tampa Bay, 10/29
TDs Passing	3	Daunte Culpepper @ Detroit, 10/1; @ Chicago, 10/15; vs. Buffalo, 10/22; vs. Arizona, 11/12; vs. Carolina, 11/19
Longest Pass	78t	Daunte Culpepper to Randy Moss vs. Green Bay, 12/17
Longest TD Pass	78t	Daunte Culpepper to Randy Moss vs. Green Bay, 12/17
Yards Receiving	168	Cris Carter vs. Miami, 9/10; Randy Moss @ Detroit, 10/1
Receptions	11	Cris Carter vs. Arizona, 11/12
TDs Receiving	3	Randy Moss @ Detroit, 10/1
Field Goals	3	Gary Anderson vs. Chicago, 9/3; vs. Tampa Bay, 10/9; vs. Buffalo, 10/22
Longest Field Goal	49	Gary Anderson vs. Miami, 9/10; @ Dallas, 11/23
Longest Punt	60	Mitch Berger vs. Detroit, 11/30
Longest Punt Return	63	Troy Walters vs. Detroit, 11/30
Longest Kickoff Return	38	Tyrone Carter vs. Chicago, 9/3; Troy Walters @ St. Louis, 12/10; vs. Green Bay, 12/17
Interceptions	1	8 times, last by Robert Tate vs. Detroit, 1/2/00
Longest Interception Ret.	23	Kenny Wright
Longest Fumble Ret.	—	
QB Sacks	2	John Randle vs. Carolina, 11/19; vs. Detroit 11/30; Talance Sawyer vs. Carolina, 11/19
Solo Tackles	11	Robert Griffith vs. Buffalo, 10/22; Wasswa Serwanga @ Indianapolis, 12/24
Combined Tackles	14	Robert Griffith vs. Buffalo, 10/22

2000 TEAM SINGLE-GAME BESTS

Most Points Scored	31	@ Detroit, 10/1; vs. Arizona, 11/12; vs. Carolina 11/19
Fewest Points Allowed	7	vs. Miami, 9/10
Most Total Net Yards	468	vs. Miami, 9/10
Most Yards Rushing	191	@ Chicago, 10/15
Most Yards Passing	343	vs. Miami, 9/10
Most Interceptions By	2	vs. Carolina, 11/19
Most Sacks By	5	vs. Carolina, 11/19; vs. Detroit, 11/30

2000 POSTSEASON SINGLE-GAME BESTS

Yards Rushing	74	Robert Smith vs. New Orleans, 1/6
Rushing Attempts	25	Robert Smith vs. New Orleans, 1/6
TDs Rushing	1	Robert Smith vs. New Orleans, 1/6
Longest Rush	30	Daunte Culpepper vs. New Orleans, 1/6
Longest TD Rush	21	Robert Smith vs. New Orleans, 1/6
Yards Passing	302	Daunte Culpepper vs. New Orleans, 1/6
Passing Attempts	31	Daunte Culpepper vs. New Orleans, 1/6
Passes Completed	17	Daunte Culpepper vs. New Orleans, 1/6
TDs Passing	3	Daunte Culpepper vs. New Orleans, 1/6
Longest Pass	68t	Daunte Culpepper to Randy Moss, vs. New Orleans, 1/6
Longest TD Pass	68t	Daunte Culpepper to Randy Moss, vs. New Orleans, 1/6
Yards Receiving	121	Randy Moss vs. New Orleans, 1/6
Receptions	8	Cris Carter vs. New Orleans, 1/6
TDs Receiving	2	Randy Moss vs. New Orleans, 1/6
Field Goals	2	Gary Anderson vs. New Orleans, 1/6
Longest Field Goal	44	Gary Anderson vs. New Orleans, 1/6
Longest Punt	54	Mitch Berger vs. New Orleans, 1/6
Longest Punt Return	11	Troy Walters vs. New Orleans, 1/6
Longest Kickoff Return	24	Troy Walters vs. New Orleans, 1/6; @ NYG, 1/14
Interceptions	1	Kaile Wong vs. New Orleans, 1/6
	1	Robert Tate vs. New Orleans, 1/6
	1	Robert Tate @ NYG, 1/14
	1	Don Morgan @ NYG, 1/14
Longest Interception Ret.	4	Robert Tate @ NYG, 1/14
Longest Fumble Ret.	—	
QB Sacks	1	John Randle vs. New Orleans, 1/6
	1	John Burroughs vs. New Orleans, 1/6
	1	Bryce Paup @ NYG, 1/14
Solo Tackles	10	Robert Griffith @ NYG, 1/14
Combined Tackles	15	Robert Griffith @ NYG, 1/14

2000 POSTSEASON TEAM SINGLE-GAME BESTS

Most Points Scored	34	vs. New Orleans, 1/6
Fewest Points Allowed	16	vs. New Orleans, 1/6
Most Total Yards	429	vs. New Orleans, 1/6
Most Yards Rushing	127	vs. New Orleans, 1/6
Most Yards Passing	302	vs. New Orleans, 1/6
Most Interceptions	2	vs. New Orleans, 1/6; @ NYG, 1/14
Most Sacks	2	vs. New Orleans, 1/6



2000 WEEK-BY-WEEK LEADERS

Regular Season

OPPONENT	RUSHES	RUSH YDS.	RECPT.	REC. YDS.	SACKS	TACKLES
9/3 CHICAGO	Smith, 14	Smith, 109	Moss, 4	Moss, 89	Burrough, 1 McDaniel, 1	McDaniel, 13
9/10 MIAMI	Smith, 18	Smith, 72	Carter, 9	Carter, 168	McDaniel, 1 Wong, 1; Griffith, 1	Griffith, 7
9/17 @ New England	Smith, 29	Smith, 91	Carter, 7	Carter, 67	Paup, 1 Thomas, 1; Hovan, 1	McDaniel, 9
10/1 @ Detroit	Smith, 16	Smith, 134	Moss, 7	Moss, 168	Williams, 1 Sawyer, 1	Griffith, 13
10/9 TAMPA BAY	Smith, 22	Smith, 81	Moss, 5	Moss, 118	Randle, 1 Sawyer, 1	McDaniel, 9
10/15 @ Chicago	Smith, 23	Smith, 170	Carter, 7	Carter, 111	Burrough, 1 Randle, 1	Rudd, 11
10/22 BUFFALO	Smith, 16	Smith, 68	Carter, 7	Moss, 110	Wong, 1	Griffith, 14
10/29 @ Tampa Bay	Smith, 12	Smith, 61	Moss, 7	Carter, 115	Robbins, 1	Rudd, 9
11/6 @ Green Bay	Smith, 24	Smith, 122	Moss, 6	Moss, 130	Randle, 1 Sawyer, 1	Griffith, 9 Wong, 9
11/12 ARIZONA	Smith, 20	Smith, 117	Carter, 11	Carter, 119	Williams, 1 Rudd, 1; Randle, 1	Wong, 12
11/19 CAROLINA	Smith, 23	Smith, 107	Carter, 8	Carter, 138	Williams, 1 Sawyer, 1; Randle, 1	Tate, 10 Wong, 10
11/23 @ Dallas	Smith, 21	Smith, 148	Moss, 7	Moss, 144	none	McDaniel, 14
11/30 DETROIT	Smith, 17	Smith, 115	Carter, 7	Carter, 45	Randle, 2	Wong, 12
12/10 @ St. Louis	Smith, 15	Smith, 67	Carter, 7	Carter, 66	none	Wong, 11
12/17 GREEN BAY	Smith, 10	Culpepper, 42	Carter, 7	Moss, 136	Williams, 1	Griffith, 9 McDaniel, 9
12/24 @ Indianapolis	Smith, 15	Smith, 37	Carter, 4 Walsh, 4	Carter, 67	none	Servanga, 11

Playoffs

OPPONENT	RUSHES	RUSH YDS.	RECPT.	REC. YDS.	SACKS	TACKLES
1/6 NFC DIVISIONAL PLAYOFF NEW ORLEANS	Smith, 25	Smith, 74	Carter, 8	Moss, 121	Burrough, 1 Randle, 1	Rudd, 11
1/16 NFC CHAMPIONSHIP @ NY Giants	Smith, 7	Smith, 44	Carter, 3 Walsh, 3	Carter, 24	Paup, 1	Griffith, 15

2000 FUMBLES

Player	Fumbles	Lost
Matt Birk	1	0
Bobby Brister	1	0
Cris Carter	3	1
Daunte Culpepper	11	6
Randy Moss	2	0
David Palmer	1	1
Robert Smith	4	1
Troy Walters	2	1
Kenny Wright	1	0

POSTSEASON FUMBLES

Daunte Culpepper	2	1
Moe Williams	1	1



Gary Anderson went 67-of-68 on extra points and field goals, leading the team with 111 points. He passed George Blanda to become the NFL's all-time leading scorer, ending the 2000 season with 2,058 points.

THE LAST TIME

400 YARDS TOTAL OFFENSE

By Vikings - 400 yards vs. Green Bay, 12/17/00
 Playoffs - 429 yards vs. New Orleans, 1/6/01
 By Opponents - 411 yards @ Indianapolis, 12/24/00

Playoffs - 518 yards, NY Giants, 1/14/01

500 YARDS TOTAL OFFENSE

By Vikings - 545 yards @ Green Bay, 10/5/98

Playoffs - Has never happened
 By Opponents - 508 yards, St. Louis, 12/10/00

Playoffs - 518 yards, NY Giants, 1/14/01

300 YARDS PASSING IN A GAME BY A PLAYER

By Vikings - Daunte Culpepper, 335 yards, vs. Green Bay, 12/17/00

Playoffs - Daunte Culpepper, 302 yards, vs. New Orleans, 1/6/01

By Opponents - Kurt Warner, 346 yards, St. Louis, 12/10/00

Playoffs - Kerry Collins, 381 yards, NY Giants, 1/14/01

400 YARDS PASSING IN A GAME BY A PLAYER

By Vikings - Randall Cunningham, 442 yards, @ Green Bay, 10/5/98

Playoffs - Jeff George, 424 yards, @ St. Louis, 1/16/00

By Opponents - Jim Harbaugh, 404 yard, San Diego, 11/28/99

Playoffs - Has never happened

4 TOUCHDOWN PASSES IN A GAME BY A PLAYER

By Vikings - Jeff George, vs. San Diego, 11/28/99

Playoffs - Jeff George, @ St. Louis, 1/16/00

By Opponents - Peyton Manning, Indianapolis, 12/24/00

Playoffs - Kerry Collins (5), NY Giants, 1/14/01

100 YARDS RUSHING IN A GAME BY A PLAYER

By Vikings - Robert Smith, 115 yards, vs. Detroit, 11/30/00

Playoffs - Robert Smith, 140 yards, vs. Dallas, 1/9/00

By Opponents - Edgerrin James, 128 yards, Indianapolis, 12/24/00

Playoffs - Terry Kirby, 120 yards, San Francisco, 1/3/98

200 YARDS RUSHING IN A GAME BY A PLAYER

By Vikings - Chuck Foreman, 200 yards, vs. Philadelphia, 10/24/76

Playoffs - Has never happened
 By Opponents - Walter Payton, 275 yards, Chicago, 11/20/77

Playoffs - Has never happened

3 TOUCHDOWNS RUSHING IN A GAME BY A PLAYER

By Vikings - Daunte Culpepper, vs. Chicago, 9/3/00

Playoffs - Has never happened
 By Opponents - Marshall Faulk (4), St. Louis, 12/24/00

Playoffs - Has never happened

100 YARDS RECEIVING IN A GAME BY A PLAYER

By Vikings - Randy Moss, 136 yards, vs. Green Bay, 12/17/00

Playoffs - Randy Moss, 121 yards, vs. New Orleans, 1/6/01; Chris Carter, 120 yards, vs. New Orleans, 1/6/01

By Opponents - Marvin Harrison, 109 yards, Indianapolis, 12/24/00

Playoffs - Ike Hilliard, 155 yards, NY Giants, 1/14/01

3 TOUCHDOWN CATCHES IN A GAME BY A PLAYER

By Vikings - Randy Moss (61.17.50), @ Detroit, 10/1/00

Playoffs - Has never happened
 By Opponents - Marvin Harrison (4.15.18), Indianapolis, 12/24/00

Playoffs - Has never happened

3 TOUCHDOWNS IN A GAME BY A PLAYER

By Vikings - Randy Moss, @ Detroit, 10/1/00 (3 rec.)

Playoffs - Leroy Hoard vs. Arizona, 1/10/99 (2 rush, 1 rec.)

By Opponents - Marvin Harrison, Indianapolis, 12/24/00 (3 rec.)

Playoffs - Mario Bates, Arizona, 1/10/99 (3 rush)

4 TOUCHDOWNS IN A GAME BY A PLAYER

By Vikings - Ahmad Rashad vs. San Francisco, 9/2/79 (4 rec.)

Playoffs - Has never happened
 By Opponents - Marshall Faulk, St. Louis, 12/10/00 (4 rush)

Playoffs - Has never happened

3 INTERCEPTIONS IN A GAME BY A PLAYER

By Vikings - Jack Del Rio, @ Detroit, 12/5/93

Playoffs - Has never happened
 By Opponents - Marcus Turner, N.Y. Jets, 11/20/94

Playoffs - Has never happened

PUNT RETURNED FOR TD

By Vikings - Randy Moss, 64 yard, @ Kansas City, 12/12/99

Playoffs - Anthony Carter, 84 yards, @ New Orleans 1/3/88

By Opponents - Eddie Kennison, 71 yards, @ St. Louis 9/13/98

Playoffs - Golden Richards, 63 yards, Dallas, 12/30/73

KICKOFF RETURNED FOR TD

By Vikings - Moe Williams, 85 yards, @ NY Giants, 12/26/99

Playoffs - Has never happened
 By Opponents - MarTay Jenkins, 98 yards, Arizona, 11/12/00

Playoffs - Tony Horne, 95 yards, St. Louis, 1/16/00

INTERCEPTION RETURNED FOR TD

By Vikings - Orlando Thomas, 27 yards, @ Denver, 10/31/99

Playoffs - Reggie Rutland, 27 yards, @ San Francisco, 1/9/88

By Opponents - Derrick Brooks, 34 yards, Tampa Bay, 10/29/00

Playoffs - Ken Norton Jr., 23 yards, San Francisco, 1/3/98

FUMBLE RETURNED FOR TD

By Vikings - Dwayne Rudd, 94 yards, vs. Chicago, 12/6/98

Playoffs - Nate Wright, 20 yards, vs. St. Louis, 12/21/74

By Opponents - Eric Hicks, 44 yards, Kansas City, 12/12/99

Playoffs - Kevin Minifie, 48 yards, Chicago, 1/1/95

PUNT BLOCKED

By Vikings - Mike Merrinweather vs. L.A. Rams, 11/5/89

Playoffs - Scott Studwell, @ L.A. Rams, 12/31/78

By Opponents - Kevin Minifie, Chicago, 10/28/96

Playoffs - Spencer Tillman, San Francisco, 1/6/90

PUNT BLOCKED FOR TD

By Vikings - Issiac Holt, recovered in end zone vs. San Francisco, 10/12/86 (Blocked by Gerald Robinson)

Playoffs - Terry Brown, recovered in end zone, vs. Pittsburgh 1/12/75

By Opponents - Tiger Greene, Green Bay, 36 yards, 12/2/90 (Blocked by Tiger Greene)

Playoffs - Rogers recovered blocked punt in end zone, Atlanta, 1/9/83

PUNT BLOCKED FOR SAFETY

By Vikings - Mike Merrinweather vs. L.A. Rams, 11/5/89

Playoffs - Has never happened
 By Opponents - Kevin Minifie, Chicago, 10/28/96

Playoffs - Has never happened

SAFETY SCORED

By Vikings - Chad Fann holding penalty during punt from end zone vs. San Fran., 10/24/99

Playoffs - Ron Jaworski tackled in end zone by Doug Martin and Matt Blair @ Philadelphia, 1/3/81

By Opponents - Trevor Pryce sacked Jeff George in endzone @ Denver, 10/31/99

Playoffs - Fran Tarkenton tackled in end zone vs. Pittsburgh, 1/12/75

FIELD GOAL BLOCKED

By Vikings - Stalin Colinet, @ San Francisco, 12/7/97

Playoffs - Matt Blair, @ Philadelphia, 1/3/81

By Opponents - Warren Saop, Tampa Bay, 10/9/00

Playoffs - Has never happened

BLOCKED FIELD GOAL RETURNED FOR TD

By Vikings - Has never happened
 Playoffs - Bobby Bryant, 90 yards, vs. L.A. Rams, 12/26/76

By Opponents - Donnie Abraham, Tampa Bay, 10/9/00 (blocked by Warren Sapp)

Playoffs - Has never happened

PAT MISSED (1 pt.)

By Vikings - Eddie Murray, vs. Indianapolis, 12/21/97

Playoffs - Chuck Nelson, @ San Francisco, 1/1/89

By Opponents - Adam Vinatien, New England, 11/2/97

Playoffs - Mike Cofer, San Francisco, 1/6/90

PAT BLOCKED

By Vikings - Fernando Smith, @ San Francisco, 12/18/95

Playoffs - Carl Eller, @ Dallas, 1/1/78

By Opponents - Quentin Coryatt, Indianapolis, 12/21/97

Playoffs - Has never happened

50 POINTS SCORED IN A GAME

By Vikings - Minnesota 50, Jacksonville 10, 12/20/98

Playoffs - Has never happened
 By Opponents - San Francisco 51, Minnesota 7, 12/8/84

Playoffs - Has never happened

40 POINTS SCORED IN A GAME

By Vikings - Minnesota 48, Chicago 22, 12/6/98

Playoffs - Minnesota 41, Arizona 21, 1/10/99

By Opponents - St. Louis 40, Minnesota 29, 12/10/00

Playoffs - NY Giants 41, Minnesota 0, 1/14/01

SHUTOUT SCORED

By Vikings - Minnesota 13, Detroit 0, 12/5/93

Playoffs - Has never happened
 By Opponents - New Orleans 26, Minnesota 0, 9/22/91

Playoffs - NY Giants 41, Minnesota 0, 1/14/01

OVERTIME VICTORY

By Vikings - Minnesota 27, Chicago 24, 11/14/99

Playoffs - Has never happened
 By Opponents - Green Bay 26, Minnesota 20, 11/6/00

Playoffs - Atlanta 30, Minnesota 27, 1/17/99

TWO - POINT CONVERSION

By Vikings - Daunte Culpepper to Randy Moss, @ St. Louis, 12/10/00

Playoffs - Leroy Hoard run, @ St. Louis, 1/16/00

By Opponents - Kerry Collins run, NY Giants, 12/26/99

Playoffs - Has never happened

FINAL 2000 REGULAR-SEASON STANDINGS

AMERICAN FOOTBALL CONFERENCE

EASTERN DIVISION

	W	L	T	%	Pts.	Opp.
Miami*	11	5	0	.688	323	226
Indianapolis#	10	6	0	.625	429	326
NY Jets	9	7	0	.562	321	321
Buffalo	8	8	0	.500	315	350
New England	5	11	0	.312	315	350

CENTRAL DIVISION

Tennessee*	13	3	0	.812	346	191
Baltimore#	12	4	0	.750	333	165
Pittsburgh	9	7	0	.562	321	255
Jacksonville	7	9	0	.438	367	327
Cincinnati	4	12	0	.250	185	359
Cleveland	3	13	0	.288	161	419

WESTERN DIVISION

Oakland#	12	4	0	.750	479	299
Denver*	11	5	0	.688	485	369
Kansas City	7	9	0	.438	355	354
Seattle	6	10	0	.375	320	405
San Diego	1	15	0	.062	269	440

* Divisional Champion # Wildcard Qualifier

NATIONAL FOOTBALL CONFERENCE

EASTERN DIVISION

	W	L	T	%	Pts.	Opp.
NY Giants*	12	4	0	.750	328	246
Philadelphia#	11	5	0	.688	351	245
Washington	8	8	0	.500	281	269
Dallas	5	11	0	.312	295	361
Arizona	3	13	0	.188	210	443

CENTRAL DIVISION

Minnesota*	11	5	0	.688	397	371
Tampa Bay#	10	6	0	.625	388	269
Green Bay	9	7	0	.562	353	323
Detroit	9	7	0	.562	307	307
Chicago	5	11	0	.312	216	355

WESTERN DIVISION

New Orleans*	10	6	0	.625	354	305
St. Louis#	10	6	0	.625	540	471
Carolina	7	9	0	.438	310	310
San Francisco	6	10	0	.375	388	422
Atlanta	4	12	0	.250	252	413

2000 NFL Postseason

home team in CAPS

AFC Wild Card Playoffs

MIAMI 23, Indianapolis 17
BALTIMORE 21, Denver 3

AFC Divisional Playoffs

OAKLAND 27, Miami 0
Baltimore 24, TENNESSEE 10

AFC Championship Game

Baltimore 16, OAKLAND 3

NFC Wild Card Playoffs

NEW ORLEANS 31, St. Louis 28
PHILADELPHIA 21, Tampa Bay 3

NFC Divisional Playoffs

MINNESOTA 34, New Orleans 16
NY GIANTS 20, Philadelphia 10

NFC Championship Game

NY GIANTS 41, Minnesota 0

Super Bowl XXXV at Raymond James Stadium, Tampa, FL

Baltimore 34, NY Giants 7

AFC-NFC Pro Bowl at Aloha Stadium, Honolulu, Hawaii

AFC 38, NFC 17



PLAYOFFS

2001 MINNESOTA VIKINGS CHEERLEADERS



Front Row (L-R): Krissy, Bryn, Erin, Erin.

Second Row (L-R): Allison, Kelli, Kimberly, Jamie, Angela, Theresa, Jeana.

Third Row (L-R): Keri, Kelly, Beth, Shayna, Nicole, Gena, Erica, Leisha, Casey, Stephanie.

Back Row (L-R): Natalie, Kara, Brandi, Sherita, Kim, Acacia, Kendall, Melinda, Heather.

FOR MINNESOTA VIKINGS CHEERLEADERS APPEARANCE INFORMATION PLEASE CALL (952) 828-6530.

records



VIKINGS ALL-TIME LEADERS

RUSHING

Player	Att.	Yards	Avg.	Long	TD
1. Smith, Robert (1993-00)	1,411	6,818	4.8	78t	32
2. Foreman, Chuck (1973-79)	1,529	5,879	3.8	51	52
3. Brown, Bill (1962-74)	1,627	5,757	3.5	48	52
4. Brown, Ted (1979-86)	1,117	4,546	4.1	60	40
5. Osborn, Dave (1965-75)	1,172	4,320	3.7	73	29
6. Nelson, Darrin (1982-89, 1991-92)	981	4,231	4.3	72	18
7. Mason, Tommy (1961-66)	761	3,252	4.3	71	28
8. Allen, Terry (1990-94)	641	2,795	4.4	55t	23
9. Tarkenton, Fran (1961-66, 1972-78)	464	2,548	5.5	52t	22
10. Anderson, Alfred (1984-91)	626	2,374	3.8	29	22

RECEIVING

Player	No.	Yards	Avg.	Long	TD
1. Carter, Cris (1990-00)	931	11,512	12.4	78t	104
2. Jordan, Steve (1982-94)	498	6,307	12.7	68t	29
3. Carter, Anthony (1985-93)	478	7,636	16.0	73t	52
4. Rashad, Ahmad (1976-82)	400	5,489	13.7	76t	34
5. White, Sammy (1976-86)	393	6,400	16.3	69t	50
6. Reed, Jake (1991-99)	386	6,124	15.9	82t	32
7. Brown, Ted (1979-86)	339	2,850	8.4	67t	13
8. Foreman, Chuck (1973-79)	336	3,057	9.1	66t	23
9. Young, Rickey (1978-83)	292	2,255	7.6	48	14
10. Brown, Bill (1962-74)	284	3,177	11.2	76t	23

RUSHING-RECEIVING

Player	Rushing	Receiving	Total
1. Carter, Cris (1990-00)	20	11,512	11,532
2. Foreman, Chuck (1973-79)	5,879	3,057	8,936
3. Brown, Bill (1962-74)	5,757	3,177	8,934
4. Smith, Robert (1993-00)	6,818	1,292	8,100
5. Carter, Anthony (1985-93)	290	7,636	7,926

PASSING (MIN. 1,500 ATT.)

Player	Att.	Cmp.	Pct.	Yards	TD	Long	Int.	Rtg.
1. Tarkenton, Fran (1961-66, 72-78)	4,569	2,635	57.7	33,098	239	89t	194	80.1
2. Wilson, Wade (1981-91)	1,665	929	55.8	12,135	66	75t	75	73.4

SCORING

Player	TD	2 pt.	PAT	FG	Total
1. Cox, Fred (1963-77)	—	—	519	282	1,365
2. Carter, Cris (1990-99)	104	5	—	—	634
3. Revez, Fuad (1990-95)	—	—	199	133	598
4. Brown, Bill (1962-74)	76	—	—	—	456
5. Foreman, Chuck (1973-79)	75	—	—	—	450
6. Anderson, Gary (1998-00)	—	—	150	76	378
7. Danneker, Rick (1978-83)	—	—	154	70	364
8. Carter, Anthony (1985-93)	54	—	—	—	324
9. Brown, Ted (1979-86)	53	—	—	—	318
10. White, Sammy (1976-86)	50	—	—	—	300

FIELD GOALS (MIN. 100 MADE)

Player	Att.	Made	Pct.	Long
1. Revez, Fuad (1990-95)	171	133	77.8	52
2. Cox, Fred (1963-77)	455	282	62.0	53

PUNTING (MIN. 300)

Player	No.	Avg.	Long	Blk.
1. Newsome, Harry (1990-93)	308	43.8	84	2
2. Berger, Mitch (1997-00)	339	43.5	75	2
3. Coleman, Greg (1978-87)	721	40.8	73	3

INTERCEPTIONS

Player	No.	Yards	Avg.	Long	TD
1. Krause, Paul (1968-79)	53	852	16.1	81	2
2. Bryant, Bobby (1967-80)	51	749	14.7	46t	3
3. Sharrockman, Ed (1962-72)	40	804	20.1	47t	3
4. Browner, Joey (1983-91)	37	465	12.6	45	3
5. Wright, Nate (1971-80)	31	272	8.8	44	0
6. Lee, Carl (1983-93)	29	350	12.1	58t	2
7. Turner, John (1979-83, 85-87)	22	227	10.3	36	1
8. Thomas, Orlando (1995-00)	21	225	10.7	45t	2
9. McMillian, Audray (1989-93)	19	227	11.9	51t	3
Kassulke, Karl (1963-72)	19	187	9.8	27	0

PUNT RETURNS (MIN. 75 RETURNS)

Player	No.	Yards	Avg.	Long	TD
1. Palmer, David (1994-00)	172	1,610	9.4	74t	2
2. Lewis, Leo (1981-91)	194	1,812	9.3	78t	1
3. Payton, Eddie (1980-82)	94	733	7.8	35	0
4. West, Charlie (1968-73)	123	820	6.7	98t	1

KICKOFF RETURNS (MIN. 75 RETURNS)

Player	No.	Yards	Avg.	Long	TD
1. West, Charlie (1968-73)	78	1,991	25.5	82	0
2. Jones, Clinton (1967-72)	89	2,209	24.8	96t	1
3. Nelson, Darrin (1982-89, 91-92)	159	3,619	22.8	50	0
4. Payton, Eddie (1980-82)	104	2,353	22.6	99t	1
5. Palmer, David (1994-00)	145	3,274	22.6	88t	1

COMBINED YARDAGE

Player	Total	Rush	Rec.	Int.	Punt Ret.	Kick Ret.	Fum. Ret.
1. Carter, Cris (1990-00)	11,535	20	11,512	—	—	—	3
2. Nelson, Darrin (1982-89, 91-92)	10,365	4,231	2,202	—	313	3,619	—
3. Brown, Bill (1962-74)	9,237	5,757	3,177	—	0	303	—
4. Foreman, Chuck (1973-79)	8,970	5,879	3,057	—	0	34	—
5. Smith, Robert (1993-00)	8,574	6,818	1,292	—	4	460	—

Bold indicates active in 2000

RUSHING

NFL/NFC										
Year	Player	Att.	Yds.	Avg.	Long	TD	Rank			
1961	McElhenry, Hugh	120	570	4.8	41	3	15			
1962	Mason, Tommy	167	740	4.4	71	2	10			
1963	Mason, Tommy	166	763	4.6	70	7	5			
1964	Brown, Bill	226	866	3.8	48	7	4			
1965	Brown, Bill	160	699	4.5	40	6	6			
1966	Brown, Bill	251	829	3.3	33	6	4			
1967	Osborn, Dave	215	972	4.5	73	2	2			
1968	Brown, Bill	222	805	3.6	32	11	8			
1969	Osborn, Dave	186	643	3.5	58	7	10			
1970	Osborn, Dave	207	681	3.2	16	5	137/8			
1971	Jones, Clinton	180	675	3.7	73	4	20/10			
1972	Reed, Oscar	151	639	4.2	43	2	26/12			
1973	*Foreman, Chuck	182	601	4.4	50	4	18/9			
1974	Foreman, Chuck	199	777	3.9	32	9	11/4			
1975	Foreman, Chuck	280	1,070	3.8	31	13	5/2			
1976	Foreman, Chuck	278	1,155	4.1	46	13	6/4			
1977	Foreman, Chuck	270	1,112	4.1	51	6	6/3			
1978	Foreman, Chuck	237	749	3.2	21	5	22/8			
1979	Young, Rickey	188	708	3.8	23	3	227/101			
1980	Brown, Ted	219	912	4.2	55	8	10/7			
1981	Brown, Ted	274	1,063	3.9	34	6	15/9			
1982	Brown, Ted	120	515	4.3	30	1	197/97			
1983	Nelson, Darnin	154	642	4.2	56	1	31/16			
1984	*Anderson, Alfred	201	773	3.8	23	4	20/12			
1985	Nelson, Darnin	200	893	4.5	37	5	19/11			
1986	Nelson, Darnin	191	793	4.2	42	4	16/10			
1987	Nelson, Darnin	131	642	4.9	72	2	16/8			
1988	Nelson, Darnin	112	380	3.4	27	1	53/23			
1989	Walker, Herschel	169	669	4.0	47	5	20/10			
1990	Walker, Herschel	184	770	4.2	58	5	19/9			
1991	Walker, Herschel	198	825	4.2	71	10	11/5			
1992	Allen, Terry	266	1,201	4.5	51	13	6/3			
1993	Graham, Scottie	118	488	4.1	31	3	34/16			
1994	Allen, Terry	255	1,031	4.0	45	8	8/4			
1995	Smith, Robert	139	632	4.5	58	5	30/15			
1996	Smith, Robert	162	692	4.3	57	3	24/10			
1997	Smith, Robert	232	1,266	5.5	78	6	7/3			
1998	Smith, Robert	249	1,187	4.8	74	6	11/5			
1999	Smith, Robert	221	1,015	4.6	70	2	14/7			
2000	Smith, Robert	295	1,521	5.2	72	7	2/1			

PASSING

NFL/NFC										
Year	Player	Att.	Cmp.	Pct.	Yds.	TD	Int.	Rtg.	Rank	
1961	*Tarkenton, F.	280	157	56.1	1,997	18	17	74.7	8	
1962	Tarkenton, F.	329	163	49.5	2,595	22	25	66.9	12	
1963	Tarkenton, F.	297	170	57.2	2,311	15	15	78.0	6	
1964	Tarkenton, F.	306	171	55.9	2,506	22	11	91.8	2	
1965	Tarkenton, F.	329	171	52.0	2,609	19	11	83.6	6	
1966	Tarkenton, F.	358	192	53.6	2,561	17	16	73.8	6	
1967	Kapp, J.	214	102	47.7	1,386	8	17	48.2	19	
1968	Kapp, J.	248	129	52.1	1,699	10	17	58.8	13	
1969	Kapp, J.	237	120	50.6	1,726	19	13	78.5	10	
1970	Cuzco, G.	257	128	49.8	1,720	7	10	64.3	20/10	
1971	Cuzco, G.	168	75	44.6	842	6	8	52.2	257/14	
1972	Tarkenton, F.	378	215	56.9	2,651	18	13	80.2	3/3	
1973	Tarkenton, F.	274	169	61.7	2,113	15	7	93.2	2/2	
1974	Tarkenton, F.	351	199	56.7	2,598	17	12	82.1	7/4	
1975	Tarkenton, F.	425	273	64.2	2,994	25	13	91.8	2/1	
1976	Tarkenton, F.	412	255	61.8	2,961	17	8	89.3	6/3	
1977	Tarkenton, F.	258	155	60.1	1,734	9	14	69.2	9/3	
1978	Tarkenton, F.	572	345	60.3	3,468	25	32	68.9	12/4	
1979	Kramer, T.	566	315	55.7	3,397	23	24	69.3	177/67	
1980	Kramer, T.	522	299	57.3	3,582	19	23	72.2	19/9	
1981	Kramer, T.	593	322	54.3	3,912	26	24	72.6	18/10	
1982	Kramer, T.	408	176	57.1	2,037	15	12	77.3	137/8	
1983	Dils, S.	444	239	53.8	2,840	11	16	66.8	22/11	
1984	Kramer, T.	236	124	52.5	1,678	9	10	70.6	23/12	
1985	Kramer, T.	506	277	54.7	3,522	19	26	67.8	21/11	
1986	Kramer, T.	372	208	55.9	3,000	24	10	92.6	1/1	
1987	Wilson, W.	264	140	53.0	2,106	14	13	76.7	16/8	
1988	Wilson, W.	332	204	61.4	2,746	15	9	91.5	3/1	
1989	Wilson, W.	342	184	53.8	2,467	9	12	71.1	21/9	
1990	Gannon, R.	349	182	52.1	2,278	16	16	68.9	237/12	
1991	Gannon, R.	354	211	59.6	2,166	12	6	81.5	11/6	
1992	Gannon, R.	279	159	57.0	1,905	12	13	72.9	18/11	
1993	McMahon, J.	331	200	60.4	1,976	9	8	76.3	16/7	
1994	Moore, W.	601	371	61.7	4,264	18	19	79.9	13/7	
1995	Moore, W.	606	377	62.2	4,228	33	14	91.5	7/6	
1996	Johnson, B.	331	195	62.7	2,258	17	10	89.4	3/3	
1997	Johnson, B.	452	275	60.8	3,036	20	12	84.5	9/4	
1998	Cunningham, R.	425	259	60.9	3,704	34	10	106.0	1/1	
1999	Georgia, J.	329	191	58.1	2,816	23	12	94.2	3/3	
2000	Culpepper, D.	474	297	62.7	3,937	33	16	98.0	4/3	

RECEIVING

							NFL/NFC	
Year	Player	No.	Yds.	Avg.	Long	TD	Rank	
1961	Reichow, Jerry	50	859	17.2	51	11	127	
1962	Reichow, Jerry	39	561	14.4	41	3	227	
1963	Flatley, Paul	51	867	17.0	62	4	107	
1964	Brown, Bill	48	703	14.6	64	9	11	
1965	Flatley, Paul	50	896	17.9	58	7	107	
1966	Flatley, Paul	50	777	15.0	41	3	127	
1967	Osborn, Dave	34	272	8.0	29	1	307	
1968	Washington, Gene	46	756	16.3	61	6	9	
1969	Washington, Gene	39	821	21.1	83	9	29	
1970	Washington, Gene	44	702	15.9	49	4	167/117	
1971	Grim, Bob	45	691	15.3	55	7	137/7	
1972	Gilliam, John	47	1,035	22.0	68	7	107/87	
1973	Gilliam, John	42	907	21.6	54	8	197/87	
1974	Foreman, Chuck	53	586	11.1	66	6	8/6	
1975	Foreman, Chuck	73	691	9.5	33	9	1/1	
1976	Foreman, Chuck	55	567	10.3	41	1	5/2	
1977	Rashad, Ahmad	51	681	13.4	48	2	57/1	
1978	Young, Rickey	88	705	8.0	48	5	1/1	
1979	Rashad, Ahmad	80	1,156	14.5	52	9	2/1	
1980	Rashad, Ahmad	69	1,095	15.9	76	5	5/4	
1981	Brown, Ted	63	694	8.4	63	2	3/2	
1982	Brown, Ted	31	207	6.7	29	2	327/177	
1983	Nelson, Darnin	51	618	12.1	68	0	337/187	
1984	Lewis, Leo	47	830	17.7	56	4	44/23	
1985	Jordan, Steve	68	795	11.7	32	0	15/7	
1986	Jordan, Steve	58	859	14.8	68	6	297/12	
1987	Carter, Anthony	38	922	24.3	73	7	487/197	
1988	Carter, Anthony	72	1,225	17.0	67	6	97/77	
1989	Carter, Anthony	65	1,066	16.4	50	4	17/12	
1990	Carter, Anthony	70	1,008	14.4	56	8	12/6	
1991	Carter, Chris	72	962	13.4	50	5	97/4	
1992	Carter, Chris	53	681	12.8	44	6	337/20	
1993	Carter, Chris	86	1,071	12.5	58	9	47/47	
1994	Carter, Chris	122	1,256	10.3	65	7	1/1	
1995	Carter, Chris	122	1,371	11.2	60	17	27/27	
1996	Carter, Chris	96	1,163	12.1	43	10	5/4	
1997	Carter, Chris	89	1,069	12.0	43	13	4/3	
1998	Carter, Chris	78	1,011	13.0	54	12	117/5	
1999	Carter, Chris	90	1,241	13.8	68	13	57/2	
2000	Carter, Chris	96	1,274	13.3	53	9	6/3	

SCORING

Year	Player	TD	PAT	FG	Tot.	NFL/NFC Rank
1961	Reichow, Jerry	11	—	—	66	167
1962	Christopherson, Jim	9	—	—	54	20
1963	Cox, Fred	—	39	12	75	10
1964	Cox, Fred	—	40	21	103	6
1965	Cox, Fred	—	44	23	113	3
1966	Cox, Fred	—	34	18	88	11
1967	Cox, Fred	—	26	17	77	8
1968	Cox, Fred	—	31	19	88	6
1969	Cox, Fred	—	43	26	121	1
1970	Cox, Fred	—	35	30	125	1/1
1971	Cox, Fred	—	25	22	91	87/47
1972	Cox, Fred	—	34	21	97	97/57
1973	Cox, Fred	—	33	21	96	12/8
1974	Foreman, Chuck	15	—	—	90	47/3
1975	Foreman, Chuck	22	—	—	132	2/1
1976	Cox, Fred	—	32	19	89	5/3
1977	Foreman, Chuck	9	—	—	54	247/97
	White, Sammy	9	—	—	54	247/97
1978	Danneimer, Rick	—	36	12	72	197/77
1979	Danneimer, Rick	—	28	13	67	30/12
1980	Danneimer, Rick	—	33	16	81	167/77
1981	Danneimer, Rick	—	34	21	97	15/8
1982	Danneimer, Rick	—	23	8	47	26/15
1983	Ricardo, Benny	—	33	25	108	13/9
1984	Stenerud, Jan	—	30	20	90	24/12
1985	Stenerud, Jan	—	41	15	86	25/14
1986	Nelson, Chuck	—	44	22	110	4/3
1987	Nelson, Chuck	—	36	13	75	207/10
1988	Nelson, Chuck	—	48	20	108	97/47
1989	Karlis, Rich	—	27	31	120	37/37
1990	Igwebuike, Donald	—	19	14	61	39/21
1991	Revez, Fuad	—	34	17	85	217/117
1992	Revez, Fuad	—	45	19	102	12/5
1993	Revez, Fuad	—	27	26	105	147/7
1994	Revez, Fuad	—	30	34	132	21/17
1995	Revez, Fuad	—	44	26	122	77/47
1996	Sisson, Scott	—	30	22	96	21/9
1997	Carter, Cris	13	—	3 (2pt)	84	267/117
1998	Anderson, Gary	—	59	35	164	1/1
1999	Anderson, Gary	—	46	19	103	20/7
2000	Anderson, Gary	—	45	22	111	11/6

FIELD GOALS

Year	Player	Att.	Made	Pct.	Long	NFL/NFC Rank
1961	*Mercer, Mike	21	9	42.9	34	11
1962	Christopherson, Jim	20	11	55.0	44	67
1963	Cox, Fred	24	12	50.0	46	77
1964	Cox, Fred	33	21	63.6	47	3
1965	Cox, Fred	35	23	65.7	53	1
1966	Cox, Fred	33	18	54.5	44	10
1967	Cox, Fred	33	17	51.5	44	7
1968	Cox, Fred	29	19	65.5	45	3
1969	Cox, Fred	37	26	70.3	48	1
1970	Cox, Fred	46	30	65.2	47	8/5
1971	Cox, Fred	32	22	68.7	47	5/3
1972	Cox, Fred	33	21	63.6	43	137/47
1973	Cox, Fred	35	21	60.0	41	197/97
1974	Cox, Fred	20	12	60.0	46	147/77
1975	Cox, Fred	17	13	76.4	52	6/4
1976	Cox, Fred	31	19	61.3	49	11/7
1977	Cox, Fred	17	8	47.1	42	23/12
1978	Danneimer, Rick	19	12	63.2	47	18/11
1979	Danneimer, Rick	22	13	59.1	44	22/11
1980	Danneimer, Rick	26	16	61.5	47	187/9
1981	Danneimer, Rick	25	21	84.0	45	2/2
1982	Danneimer, Rick	14	8	57.1	43	247/127
1983	Ricardo, Benny	33	25	75.8	47	14/7
1984	Stenerud, Jan	23	20	87.0	54	1/1
1985	Stenerud, Jan	26	15	57.7	49	25/12
1986	Nelson, Chuck	28	22	78.6	53	4/2
1987	Nelson, Chuck	24	13	54.2	51	27/13
1988	Nelson, Chuck	25	20	80.0	49	6/2
1989	Karlis, Rich	39	31	79.5	51	5/3
1990	Igwebuike, Donald	16	14	87.5	48	4/1
1991	Revez, Fuad	24	17	70.8	50	17/9
1992	Revez, Fuad	25	19	76.0	52	12/6
1993	Revez, Fuad	35	26	74.3	51	107/67
1994	Revez, Fuad	39	34	87.2	51	3/1
1995	Revez, Fuad	36	26	72.2	51	137/67
1996	Sisson, Scott	29	22	75.9	44	187/87
1997	Murray, Eddie	17	12	70.6	49	287/14
1998	Anderson, Gary	35	35	100.0	53	2/1
1999	Anderson, Gary	30	19	63.3	44	237/97
2000	Anderson, Gary	23	22	95.7	49	177/9

KICKOFF RETURNS

Year	Player	No.	Yds.	Avg.	Long	TD	NFL/NFC Rank
1961	*Mason, Tommy	25	603	24.1	42	0	15
1962	Butler, Billy	26	588	22.6	45	0	17
1963	Butler, Billy	33	713	21.6	35	0	17
1964	Butler, Billy	26	597	23.0	34	0	17
1965	*Rentzel, Lancia	23	602	26.2	101 1/2	1	10
1966	Fitzgerald, Mike	14	301	21.5	28	0	21
1967	Jones, Clinton	25	597	23.8	98 1/2	1	14
1968	*West, Charlie	22	576	26.1	82	0	6
1969	Jones, Clinton	17	444	26.1	71	0	7
1970	Jones, Clinton	19	452	23.7	41	0	177/7
1971	West, Charlie	24	556	23.0	36	0	19/13
1972	Gilliam, John	14	369	26.3	47	0	8/6
1973	McClanahan, Brent	16	410	25.6	45	0	14/5
1974	McClanahan, Brent	23	549	23.9	52	0	20/10
1975	McClanahan, Brent	17	360	21.2	42	0	30/15
1976	Willis, Leonard	24	552	23.0	57	0	197/8
1977	Moore, Manfred	24	523	21.8	48	0	25/18
1978	*Miller, Kevin	40	856	21.4	38	0	247/107
1979	Edwards, Jimmy	44	1,103	25.1	83	0	2/1
1980	Payton, Eddie	53	1,184	22.3	59	0	147/7
1981	Payton, Eddie	39	898	23.0	99 1/2	1	11/6
1982	Redwine, Jarvis	12	286	23.8	76	0	5/3
1983	Nelson, Darrin	18	445	24.7	50	0	3/1
1984	Nelson, Darrin	39	891	22.8	47	0	6/3
1985	*Rhymes, Buster	53	1,345	25.4	88	0	5/4
1986	Bess, Rufus	31	705	22.7	43	0	9/4
1987	Guggemos, Neal	36	808	22.4	42	0	77/57
1988	*Harris, Darryl	39	833	21.4	30	0	127/47
1989	Nelson, Darrin	14	307	21.9	32	0	DNQ
1990	Walker, Herschel	44	966	22.0	64	0	7/5
1991	Nelson, Darrin	31	682	22.0	50	0	9/6
1992	Nelson, Darrin	29	626	21.6	53	0	107/7
1993	*Ismael, Qadry	42	902	21.5	47	0	10/7
1994	Ismael, Qadry	35	807	23.1	61	0	13/10
1995	Ismael, Qadry	42	1,037	24.7	71	0	77/2
1996	Ismael, Qadry	28	527	18.8	32	0	38/19
1997	Palmer, David	32	711	22.2	62	0	20/13
1998	Palmer, David	50	1,176	23.5	88 1/2	1	18/9
1999	Tate, Robert	25	627	25.1	76 1/2	1	4/3
2000	*Walters, Troy	30	692	23.1	38	0	18/9

PUNT RETURNS

Year	Player	No.	Yds.	Avg.	Long	TD	NFL/NFC Rank
1961	*Mason, Tommy	14	146	10.4	23	0	8
1962	Butler, Billy	12	169	14.1	46	0	DNQ
1963	Butler, Billy	21	220	10.5	60 1/2	1	4
1964	Butler, Billy	22	156	7.1	32	0	12
1965	Mason, Tommy	9	63	7.0	17	0	DNQ
1966	Sharrockman, Ed	9	95	10.5	76	0	DNQ
1967	Gim, Bob	25	101	4.0	81	0	12
1968	*West, Charlie	20	201	10.0	98 1/2	1	4
1969	West, Charlie	39	245	6.3	85	0	6
1970	West, Charlie	29	169	5.8	53	0	24/10
1971	West, Charlie	18	94	5.2	16	0	22/9
1972	Gilliam, John	16	110	6.8	23	0	137/67
1973	Bryant, Bobby	25	140	5.6	16	0	26/12
1974	Wallace, Jackie	25	191	7.6	30	0	30/15
1975	Bryant, Bobby	19	125	6.6	16	0	25/15
1976	*Willis, Leonard	30	207	6.9	29	0	277/137
1977	Moore, Manfred	47	277	5.9	28	0	33/15
1978	*Miller, Kevin	48	239	5.0	47	0	30/15
1979	Edwards, Jimmy	33	186	5.6	42	0	26/12
1980	Payton, Eddie	34	251	7.4	19	0	25/13
1981	Payton, Eddie	38	303	8.0	28	0	18/10
1982	Payton, Eddie	22	179	8.1	35	0	13/6
1983	Bess, Rufus	21	162	7.0	15	0	25/13
1984	Nelson, Darrin	23	180	7.8	21	0	19/9
1985	Nelson, Darrin	16	133	8.3	21	0	DNQ
1986	Bess, Rufus	23	162	7.0	15	0	20/10
1987	Lewis, Leo	22	275	12.5	78 1/2	1	57/37
1988	Lewis, Leo	58	550	9.5	64	0	12/5
1989	Lewis, Leo	44	446	10.1	65	0	8/7
1990	Lewis, Leo	25	180	7.2	30	0	187/12
1991	Lewis, Leo	30	225	7.5	44	0	19/14
1992	Parker, Anthony	33	336	10.2	42	0	9/4
1993	*Gullford, Eric	29	212	7.3	50	0	21/10
1994	*Palmer, David	30	193	6.4	20	0	24/11
1995	Palmer, David	26	342	13.2	74 1/2	1	1/1
1996	Palmer, David	22	216	9.8	69 1/2	1	12/6
1997	Palmer, David	34	444	13.1	57	0	3/1
1998	Palmer, David	28	289	10.3	53	0	14/8
1999	Moss, Randy	17	162	9.5	64	0	DNQ
2000	*Walters, Troy	15	217	14.5	63	0	DNQ

INTERCEPTIONS

Year	Player	No.	Yds.	Avg.	Long	TD	NFL/NFC	
							Rank	
1961	*Hawkins, Rip	5	70	14.0	34	0	167	
1962	Sharrockman, Ed	6	92	15.3	32	0	97	
1963	Sharrockman, Ed	5	93	18.6	47	1	147	
1964	*Rose, George	6	48	8.0	32	1	57	
1965	Sharrockman, Ed	6	118	19.7	40	1	37	
1966	Hackbart, Dale	5	73	14.6	41	1	97	
1967	Mackbee, Earsell	5	98	19.6	40	1	137	
1968	Krause, Paul	7	82	11.7	29	0	77	
1969	Bryant, Bobby	8	97	12.1	56	0	27	
1970	Sharrockman, Ed	7	132	18.8	43	1	57/27	
1971	West, Charlie	7	236	33.7	89	0	67/3	
1972	Krause, Paul	6	109	18.1	35	2	77/37	
1973	Bryant, Bobby	7	105	15.0	46	1	3/1	
1974	Wright, Nate	6	91	15.2	44	0	97/47	
1975	Krause, Paul	10	201	20.1	81	0	2/1	
1976	Wright, Nate	7	47	6.6	21	0	67/47	
1977	Bryant, Bobby	4	44	11.0	41	0	297/157	
1978	Bryant, Bobby	7	69	9.9	23	0	67/47	
1979	Hannon, Tommy	4	85	21.3	52	0	327/137	
	Wright, Nate	4	44	11.0	32	0	327/137	
1980	Turner, John	6	22	3.7	13	0	137/47	
1981	Hannon, Tommy	4	28	7.0	28	0	327/207	
	Teal, Willie	4	23	5.8	15	0	327/207	
1982	Teal, Willie	4	15	3.8	13	0	97/47	
1983	Turner, John	6	37	6.7	22	0	157/87	
	Swain, John	6	12	2.0	11	0	157/87	
1984	Bess, Rufus	3	7	2.4	7	0	537/247	
1985	Turner, John	5	62	12.4	25	0	217/107	
1986	Holt, Issiac	8	54	6.8	27	0	57/47	
1987	Browner, Joey	6	67	11.2	23	0	27/27	
1988	Lee, Carl	8	118	14.8	58	2	27/27	
1989	Browner, Joey	5	70	14.0	34	0	167/97	
1990	Browner, Joey	7	103	14.7	31	1	37/27	
1991	Browner, Joey	5	97	19.4	45	0	87/57	
1992	McMillian, Audray	8	157	19.6	61	2	17/1	
1993	Glenn, Vencie	5	49	9.8	23	0	147/67	
1994	Parker, Anthony	4	99	24.8	44	2	217/127	
	Glenn, Vencie	4	55	13.8	32	0	217/127	
1995	*Thomas, Orlando	9	108	12.0	45	1	1/1	
1996	Thomas, Orlando	5	57	11.4	34	0	117/67	
1997	Washington, D.	4	71	17.8	27	0	237/167	
1998	Hitchcock, Jimmy	7	242	34.6	79	3	57/27	
1999	Griffith, Robert	3	0	0.0	0	0	43/21	
2000	Wong, Kailee	2	28	14.0	14	0	657/347	
	Tate, Robert	2	12	6.0	12	0	657/347	



Linebacker Jeff Siemon led the Vikings in tackles five times during his career. Siemon was named to the Vikings 40th Anniversary Team in 2000.

TACKLES

Year	Player	Solo	Assists	Total
1961	*Hawkins, Rip	106	28	134
1962	Hawkins, Rip	74	16	90
1963	Hawkins, Rip	94	20	114
1964	Hawkins, Rip	61	38	99
1965	Vargo, Larry	78	10	88
1966	Warwick, Lonnie	66	26	92
1967	Warwick, Lonnie	90	23	113
1968	Page, Alan	66	30	96
1969	Warwick, Lonnie	70	6	76
1970	Warwick, Lonnie	60	11	71
1971	Hilgenberg, Wally	87	23	110
1972	Page, Alan	99	33	132
1973	Siemon, Jeff	112	43	155
1974	Siemon, Jeff	107	46	153
1975	Siemon, Jeff	85	40	125
1976	Siemon, Jeff	120	41	161
1977	McNeill, Fred	92	44	136
1978	Siemon, Jeff	170	59	229
1979	Hannon, Tommy	127	47	174
1980	Studwell, Scott	153	54	207
1981	Studwell, Scott	156	74	230
1982	Studwell, Scott	85	37	122
1983	Studwell, Scott	133	83	216
1984	Studwell, Scott	143	72	215
1985	Studwell, Scott	109	97	206
1986	Browner, Joey	107	52	159
1987	Solomon, Jesse	92	29	121
	Browner, Joey	87	34	121
1988	Studwell, Scott	81	45	126
1989	Studwell, Scott	102	71	173
1990	Merrweather, Mike	99	54	153
1991	Merrweather, Mike	101	88	189
1992	Del Rio, Jack	113	40	153
1993	Del Rio, Jack	108	61	169
1994	Del Rio, Jack	118	67	185
1995	McDaniel, Ed	96	40	136
1996	Brady, Jeff	89	57	146
1997	McDaniel, Ed	77	58	135
1998	McDaniel, Ed	100	55	155
1999	McDaniel, Ed	110	56	166
2000	Wong, Kailee	94	40	134

SACKS

Year	Player	Sacks	Year	Player	Sacks
1961	Marshall, Jim	6.0	1982	Martin, Doug	10.5
1962	Marshall, Jim	9.0	1983	Martin, Doug	12.0
1963	Marshall, Jim	10.5	1984	Holloway, Randy	5.0
	Hultz, Don	10.5		Johnson, Charlie	5.0
1964	Marshall, Jim	11.5	1985	Millard, Keith	11.0
1965	Marshall, Jim	7.5	1986	Millard, Keith	10.5
1966	Marshall, Jim	7.0	1987	Doleman, Chris	11.0
1967	Page, Alan	8.5	1988	Millard, Keith	8.0
1968	Page, Alan	11.0		Doleman, Chris	8.0
1969	Eller, Carl	15.0	1989	Doleman, Chris	21.0
1970	Eller, Carl	13.0	1990	Doleman, Chris	11.0
1971	Page, Alan	9.0		Randle, John	9.5
1972	Eller, Carl	7.0	1992	Doleman, Chris	14.5
1973	Eller, Carl	11.0	1993	Doleman, Chris	12.5
1974	Page, Alan	11.0		Randle, John	12.5
1975	Page, Alan	13.0	1994	Randle, John	13.5
1976	Page, Alan	18.0	1995	Randle, John	10.5
1977	Eller, Carl	15.0	1996	Randle, John	11.5
1978	Mullaney, Mark	9.0	1997	Randle, John	15.5
1979	Mullaney, Mark	8.0	1998	Randle, John	10.5
1980	Mullaney, Mark	5.0	1999	Randle, John	10.0
	Martin, Doug	5.0	2000	Randle, John	8.0
	Sutherland, Doug	5.0			
1981	Martin, Doug	6.0			
	Blair, Matt	6.0			
	Holloway, Randy	6.0			

VIKINGS INDIVIDUAL RECORDS

1961-77 - 14 games; 1978-00 - 16 games

Note: The 1982 regular season was reduced to nine games and the 1987 season to 15 games due to players' strike

COACHES

Games

- 259 Bud Grant, 1967-83, 85
- 144 Dennis Green, 1992-00
- 95 Jerry Burns, 1986-91

Wins

- 158 Bud Grant, 1967-83, 85
- 92 Dennis Green, 1992-00
- 52 Jerry Burns, 1986-91

Consecutive Wins

- 13 Bud Grant, 1974-75
- 12 Bud Grant, 1969
- 10 Dennis Green, 1999-00
- 9 Bud Grant, 1973
- 9 Dennis Green, 1998-99

Losses

- 96 Bud Grant, 1967-83, 85
- 52 Dennis Green, 1992-00
- 51 Norm Van Brocklin, 1961-66

Consecutive Losses

- 7 Norm Van Brocklin, 1961
- 7 Norm Van Brocklin, 1961-62
- 6 Les Steckel, 1984

Winning Percentage

- 63.9 Dennis Green, 1992-00 (92-52)
- 62.0 Bud Grant, 1967-83, 85 (158-96-5)
- 54.7 Jerry Burns, 1986-91 (52-43)

Seasons

- 18 Bud Grant, 1967-83, 85
- 9 Dennis Green, 1992-00
- 6 Norm Van Brocklin, 1961-66
- 6 Jerry Burns, 1986-91

Consecutive Winning Seasons

- 6 Bud Grant, 1973-78
- 5 Dennis Green, 1996-00
- 4 Bud Grant, 1968-71
- 4 Jerry Burns, 1986-89

Division Titles

- 11 Bud Grant, 1968-71, 73-78, 80
- 4 Dennis Green, 1992-94, 98-00
- 1 Jerry Burns, 1989

Consecutive Division Titles

- 6 Bud Grant, 1973-78
- 4 Bud Grant, 1968-71

SERVICE

Most Seasons

- 19 Jim Marshall, 1961-79
- 17 Mick Tingelhoff, 1962-78
- 15 Carl Eller, 1964-78
- 15 Ron Yary, 1968-82
- 15 Roy Winston, 1962-76
- 15 Fred Cox, 1963-77

Most Games Played

- 270 Jim Marshall, 1961-79
- 240 Mick Tingelhoff, 1962-78
- 210 Fred Cox, 1963-77
- 209 Carl Eller, 1964-78
- 202 Scott Studwell, 1977-90

Most Consecutive Games Played

- 270 Jim Marshall, 1961-79



Jim Marshall holds the team record with 270 career games played.

- 240 Mick Tingelhoff, 1962-78
- 210 Fred Cox, 1963-77

Most Games Started

- 270 Jim Marshall, 1961-79
- 240 Mick Tingelhoff, 1962-78
- 201 Carl Eller, 1964-78

Most Consecutive Games Started

- 270 Jim Marshall, 1961-79
- 240 Mick Tingelhoff, 1962-78
- 181 Tim Irwin, 1982-93

SCORING

Most Seasons Leading Team

- 12 Fred Cox, 1963-73, 1976
- 5 Rick Danneiler, 1978-82

Most Consecutive Seasons Leading Team

- 11 Fred Cox, 1963-73
- 5 Rick Danneiler, 1978-82
- 5 Fuad Revez, 1991-95

POINTS

Career

- 1,365 Fred Cox, 1963-77 (519-pat, 282-fg)
- 634 Cris Carter, (104-td, 5-2 pt)
- 598 Fuad Revez, (199-pat, 133-fg)

Season

- 164 Gary Anderson, 1998 (59-pat, 35-fg)
- 132 Fuad Revez, 1994 (30-pat, 34-fg)
- 132 Chuck Foreman, 1975 (22-td)
- 125 Fred Cox, 1970 (35-pat, 30-fg)

Most Seasons, 100 or More Points

- 4 Fred Cox, 1964-65, 1969-70
- 4 Fuad Revez, 1992-95
- 3 Gary Anderson, 1998-00

Season, Rookie

- 106 Randy Moss, 1998 (17-td, 2-2 pt)
- 60 Sammy White, 1976 (10-td)
- 36 Chuck Foreman, 1973 (6-td)

Game

- 24 Chuck Foreman, @ Buff., 12/20/75 (4-tds)
- 24 Ahmad Rashad, vs. SF, 9/2/79 (4-tds)
- 21 Rich Karlis, vs. LA Rams, 11/5/89 (7-fg)

Game, Opponent

- 28 Paul Hornung, G.B., 9/16/62 (3-tds, 4-pats, 2-fgs)
- 24 Many times, lost by Marshall Faulk, St. Louis, 12/10/00 (4-tds)

Most Consecutive Games Scoring

- 151 Fred Cox, 1963-73

TOUCHDOWNS

Most Seasons Leading Team

- 5 Bill Brown, 1964, 1966-68, 1972
- 5 Ted Brown, 1980-81, 1983-85
- 5 Cris Carter, 1993, 1995-97, 1999

Most Consecutive Seasons Leading Team

- 4 Chuck Foreman, 1974-77

Career

- 104 Cris Carter, 1990-00 (104-p)
- 76 Bill Brown, 1962-74 (52-r, 23-p, 1-r)
- 75 Chuck Foreman, 1973-79 (52-r, 23-p)
- 54 Anthony Carter, 1985-93 (52-p, 2-r)
- 53 Ted Brown, 1979-86 (40-r, 13-p)

Season

- 22 Chuck Foreman, 1975 (13-r, 9-p)
- 17 Cris Carter, 1995 (17-p)
- 17 Randy Moss, 1998 (17-p)
- 16 Bill Brown, 1964 (7-r, 9-p)
- 15 Chuck Foreman, 1974 (9-r, 6-p)
- 15 Terry Allen, 1992 (13-r, 2-p)
- 15 Randy Moss, 2000 (15-p)

Season, Rookie

- 17 Randy Moss, 1998 (17-p)
- 10 Sammy White, 1976 (10-p)

Game

- 4 Chuck Foreman, @ Buff., 12/20/75 (2-r, 2-p)
- 4 Ahmad Rashad, vs. SF, 9/2/79 (4-p)

Game, Opponent

- 4 Many times, lost by Marshall Faulk, @ St. Louis, 12/10/00

Most Consecutive Games Scoring Touchdown

- 7 Cris Carter, 1999
- 7 Randy Moss, 1998

- 7 Chuck Foreman, 1974
- 6 Tommy Mason, 1965
- 6 Bill Brown, 1968
- 6 Ted Brown, 1980
- 6 Cris Carter, 1996-1997
- 6 Cris Carter, 1998-99

POINTS AFTER TOUCHDOWN

Most Attempted, Career

- 538 Fred Cox, 1963-77
- 201 Fuad Revez, 1990-95
- 167 Rick Danneiler, 1977-83
- 150 Gary Anderson, 1998-00

Most Attempted, Season

- 59 Gary Anderson, 1998
- 49 Chuck Nelson, 1978
- 48 Fred Cox, 1975

Most Attempted, Game

- 7 Fred Cox, vs. Balt., 9/28/69
- 7 Fred Cox, vs. Pitt., 11/23/69
- 7 Fred Cox, vs. Hou., 10/13/74

Most Made, Career

- 519 Fred Cox, 1963-77
- 199 Fuad Revez, 1990-95
- 154 Rick Danneiler, 1977-83
- 150 Gary Anderson, 1998-00

Most Made, Season

- 59 Gary Anderson, 1998
- 48 Chuck Nelson, 1988
- 46 Fred Cox, 1975
- 46 Gary Anderson, 1999

Most Made, Game

- 7 Fred Cox, vs. Balt., 9/28/69
- 7 Fred Cox, vs. Pitt., 11/23/69
- 7 Chuck Nelson, @ T.B., 10/23/88

Game, Opponent

- 8 Jim Bakken, @ St. L., 10/6/63
- 7 Roger LeClere, @ Chi., 12/17/61

Most Consecutive Made

- 199 Fred Cox, 1968-74
- 150 Gary Anderson, 1998-00
- 133 Fred Cox, 1964-68

Highest Percentage, Career (200 made)

- 96.5 Fred Cox, 1963-77 (538-519)

Most Made, No Misses, Season

- 59 Gary Anderson, 1998
- 46 Gary Anderson, 1999
- 45 Fuad Revez, 1992
- 45 Gary Anderson, 2000

FIELD GOALS

Most Attempted, Career

- 455 Fred Cox, 1963-77
- 171 Fuad Revez, 1990-95
- 106 Rick Danneiler, 1977-83

Most Attempted, Season

- 46 Fred Cox, 1970
- 39 Rich Karlis, 1989
- 39 Fuad Revez, 1994

Most Attempted, Game

- 7 Rich Karlis, vs. LA Rams, 11/5/89
- 6 Fred Cox, vs. N.O., 9/27/70
- 6 Fred Cox, @ Chi., 9/23/73
- 6 Fred Cox, vs. Cleve., 11/4/73
- 6 Rich Karlis, vs. Cin., 12/25/89
- 6 Fuad Revez, vs. G.B., 9/26/93
- 6 Gary Anderson, @ Balt., 12/13/98

Most Attempted, Game, Opponent

- 8 Garo Yepremian, Det., 11/13/66
- 7 Jason Hanson, Det., 10/17/99
- 6 Raul Allegre, NYG, 11/16/86

Most Made, Career

- 282 Fred Cox, 1963-77
- 133 Fuad Revez, 1990-95
- 76 Gary Anderson, 1998-00

Most Made, Season

- 35 Gary Anderson, 1998
- 34 Fuad Revez, 1994
- 31 Rich Karlis, 1989

Most Made, Season, Rookie

- 9 Mike Mercer, 1961

Most Made, Game

- 7 Rich Karlis, vs. LA Rams, 11/5/89

Most Made, Game, Opponent

- 6 Garo Yepremian, Det., 11/13/66
- 6 Jason Hanson, Det., 10/17/99

5 Raul Allegre, NYG, 11/16/86
 5 Chip Lohmiller, Wash., 10/25/92
Most Made, No Misses, Game
 7 Rich Karlis, vs. LA Rams, 11/5/89
Most Made, One Quarter
 3 Many times, last by Gary Anderson,
 @ Chi., 10/10/99 (2nd)
Most Consecutive Field Goals Made
 35 Gary Anderson, 1998
 31 Fuad Reveiz, 1994-95
Most Consecutive Games Made
 31 Fred Cox, 1968-70
Longest Field Goal
 54 Jan Stenerud, vs. Atl., 9/16/84
 53 Fred Cox, @ G.B., 12/5/65
 53 Jan Stenerud, vs. T.B., 11/4/84
 53 Chuck Nelson, vs. T.B., 11/30/86
 53 Gary Anderson, vs. Jax., 12/20/98
Longest Field Goal, Opponent
 55 Donald Igbewuke, T.B., 11/30/86
 55 Kevin Butler, Chi., 10/25/93
 54 Michael Husted, T.B., 11/21/93
 54 Todd Peterson, Sea., 11/10/96
Most Made, 50 or More Yards, Career
 8 Fuad Reveiz, 1990-95
Most Made, 50 or More Yards, Season
 3 Jan Stenerud, 1984
 3 Fuad Reveiz, 1992
Most Made, 50 or More Yards, Game
 2 Fuad Reveiz, @ T.B., 12/8/91 (50 and
 50)
**Highest Field Goal Percentage, Career
 (100 made)**
 77.8 Fuad Reveiz, 1990-95 (171/133)
 62.0 Fred Cox, 1963-77 (455/262)
**Highest Field Goal Percentage,
 Season (Qualifiers)**
 100.0 Gary Anderson, 1998 (35/35)
 95.7 Gary Anderson, 2000 (22/23)
 91.6 Fuad Reveiz, 1990 (11/12)
**Highest Field Goal Percentage, Season,
 Rookie (Qualifiers)**
 42.9 Mike Mercer, 1961 (9/21)
SAFETIES
Most, Career
 2.5 Chris Doleman, 1985-93
 2.0 Carl Eller, 1964-78
 2.0 Alan Page, 1967-78
Most, Season
 2 Alan Page, 1971
Most, Game
 1 Many Times, last by Henry Thomas
 @ S.F., 10/3/93

RUSHING

Most Seasons Leading Team
 6 Chuck Foreman, 1973-78
 6 Robert Smith, 1995-00
 5 Darrin Nelson, 1983, 1985-88
**Most Consecutive Seasons
 Leading Team**
 6 Chuck Foreman, 1973-78
 6 Robert Smith, 1995-00
 4 Darrin Nelson, 1985-88
ATTEMPTS
Career
 1,627 Bill Brown, 1962-74
 1,529 Chuck Foreman, 1973-79
 1,411 Robert Smith, 1993-00
Season
 295 Robert Smith, 2000
 280 Chuck Foreman, 1975
 278 Chuck Foreman, 1976
Season, Rookie
 201 Alfred Anderson, 1984
 182 Chuck Foreman, 1973
 130 Ted Brown, 1979
Game
 33 Chuck Foreman, vs. S.D., 11/23/75
 33 Chuck Foreman, @ Det., 12/17/77
 33 Terry Allen, @ Pitt., 12/20/92
 33 Scottie Graham, vs. K.C., 12/26/93
Game, Opponent
 40 Walter Payton, @ Chi., 11/20/77
 36 James Jones, Det., 9/7/86
 35 Earl Campbell, N.O., 11/24/85
Consecutive Attempts Without Fumble
 478 Robert Smith, 1996-98
 349 Scottie Graham, 1993-96

YARDS

Career
 6,818 Robert Smith, 1993-00
 5,879 Chuck Foreman, 1973-79
 5,757 Bill Brown, 1962-74
Season
 1,521 Robert Smith, 2000
 1,266 Robert Smith, 1997
 1,201 Terry Allen, 1992
 1,187 Robert Smith, 1998
 1,155 Chuck Foreman, 1976
 1,112 Chuck Foreman, 1977
 1,070 Chuck Foreman, 1975
 1,063 Ted Brown, 1981
 1,031 Terry Allen, 1994
 1,015 Robert Smith, 1999
Season, Rookie
 801 Chuck Foreman, 1973
 773 Alfred Anderson, 1984
 551 Ted Brown, 1979
Game
 200 Chuck Foreman, @ Phil., 10/24/76
 179 Robert Smith, @ St.L., 9/13/98
 179 Ted Brown, @ G.B., 10/23/83
 172 Terry Allen, @ Pitt., 12/20/92
 170 Robert Smith, @ Chi., 10/15/00
 169 Robert Smith, @ Buf., 8/31/97
 165 Scottie Graham, vs. K.C., 12/26/93
Game, Rookie
 120 Alfred Anderson, @ Det., 9/23/84
 116 Chuck Foreman, @ Chi., 9/23/73
 115 Robert Smith, vs. Det., 10/31/93



Clinton Jones holds the Vikings record with an 80-yard run vs. Chicago in 1969.

Game, Opponent
 275 Walter Payton, @ Chi., 11/20/77
 220 Barry Sanders, Det., 11/24/91
 219 James Wilder, T.B., 11/6/83
 203 Earl Campbell, @ Hou., 12/21/80
Longest Run
 80 Clinton Jones, vs. Chi., 11/2/69 (td)
 78 Robert Smith, @ Buf., 8/31/97 (td)
 76 Robert Smith, vs. Ind., 12/21/97
 74 Robert Smith, @ St.L., 9/13/98 (td)
 73 Dave Osborn, vs. S.F., 9/17/67
 73 Clinton Jones, vs. Atl., 11/28/71 (td)
 72 Darrin Nelson, vs. Den., 10/26/87
 72 Robert Smith, @ Chi., 10/15/00 (td)
 71 Tommy Mason, @ Det., 12/9/62
 71 Herschel Walker, @ T.B., 12/8/91 (td)
Longest Run, Opponent (All TDs)
 99 Tony Dorsett, Dal., 1/3/83
 75 James Wilder, T.B., 11/6/83
 73 Dick Bass, LA Rams, 12/3/61
Most Seasons, 1,000 or More Yards
 4 Robert Smith, 1997-00
 3 Chuck Foreman, 1975-77
 2 Terry Allen, 1992, 1994
**Most Consecutive Seasons,
 1,000 or More Yards**
 4 Robert Smith, 1997-00
 3 Chuck Foreman, 1975-77
Most Games, 100 or More Yards, Career
 29 Robert Smith, 1993-00
 17 Chuck Foreman, 1973-79
 8 Bill Brown, 1962-74

Most Games, 100 or More Yards, Season

8 Robert Smith, 2000
 6 Robert Smith, 1998
 6 Robert Smith, 1999
**Most Consecutive Games,
 100 or More Yards**
 5 Robert Smith, 11/6/00-11/30/00
 3 Chuck Foreman, 11/9/75-11/23/75

AVERAGE GAIN

Career (700 att.)
 4.75 Robert Smith, 1993-99 (1,116/5,297)
 4.31 Darrin Nelson, 1982-89, 1991-92
 (981/4,231)
 4.27 Tommy Mason, 1961-66 (761/3,252)
Season (Qualifiers)
 5.5 Robert Smith, 1997 (232/1,266)
 5.2 Robert Smith, 2000 (295/1,521)
 4.9 Darrin Nelson, 1987 (131/642)
Game (10 att.)
 12.2 Tommy Mason, vs. Balt., 11/17/63
 11.7 Terry Allen, @ G.B., 9/6/62
 10.6 Robert Smith, vs. Buf., 8/31/97

TOUCHDOWNS

Most Seasons Leading Team
 6 Chuck Foreman, 1973-78
 6 Ted Brown, 1980-81, 1983-86
**Most Consecutive Seasons
 Leading Team**
 6 Chuck Foreman, 1973-78
 4 Ted Brown, 1983-86

Career

52 Chuck Foreman, 1973-79
 52 Bill Brown, 1962-74
 40 Ted Brown, 1979-86
Season
 13 Chuck Foreman, 1975
 13 Chuck Foreman, 1976
 13 Terry Allen, 1992
Season, Rookie
 5 Fran Tarkenton, 1961
 5 D.J. Dozier, 1987
 4 Chuck Foreman, 1973
Game
 3 Tommy Mason, @ S.F., 10/24/65
 3 Clinton Jones, vs. Det., 11/15/70
 3 Chuck Foreman, @ G.B., 9/15/74
 3 Chuck Foreman, vs. S.D., 12/13/75
 3 D.J. Dozier, vs. Den., 10/26/87
 3 Herschel Walker, @ Phoe., 10/27/91
Game, Opponent
 4 Lenny Moore, @ Balt., 10/1/61
 4 Billy Kilmer, S.F., 10/15/61
 4 Barry Sanders, Det., 11/24/91
 4 Marshall Faulk, St. L., 12/10/00

**Most Consecutive Games Rushing
 for Touchdown**
 6 Bill Brown, 1968
 5 Tommy Mason, 1965
PASSING
Most Seasons Leading Team
 13 Fran Tarkenton, 1961-66, 1972-78
 7 Tommy Kramer, 1979-82, 1984-86
**Most Consecutive Seasons
 Leading Team**
 7 Fran Tarkenton, 1972-78
 6 Fran Tarkenton, 1961-66
 4 Tommy Kramer, 1979-82
RATING
Highest, Career (1,500 att.)
 80.2 Fran Tarkenton, 1961-66, 1972-78
 73.3 Wade Wilson, 1981-81
 72.4 Tommy Kramer, 1977-89
Highest, Season (qualifiers)
 106.0 Randall Cunningham, 1998
 98.0 Daunte Culpepper, 2000
 94.2 Jeff George, 1999
Highest, Rookie, Season (qualifiers)
 74.5 Fran Tarkenton, 1961
Game (20 att.)
 152.9 Warren Moon, vs. N.O., 11/19/95
 152.4 Brad Johnson vs. Ari., 12/1/96
 151.8 Fran Tarkenton, vs. Hou., 10/13/74
 151.1 Daunte Culpepper, vs. Car., 11/19/00

ATTEMPTS

Career
 4,569 Fran Tarkenton, 1961-66, 1972-78
 3,648 Tommy Kramer, 1977-89
 1,665 Wade Wilson, 1981-91

Season

- 606 Warren Moon, 1995
- 601 Warren Moon, 1994
- 593 Tommy Kramer, 1981

Season, Rookie

- 280 Fran Tarkenton, 1961
- 57 Tommy Kramer, 1977

Game

- 63 Rich Gannon, @ N.E., 10/20/91
- 62 Steve Dils, @ T.B., 9/5/81
- 61 Tommy Kramer, @ N.E., 12/16/79

Game, Opponent

- 70 Drew Bledsoe, @ N.E., 11/13/94
- 57 Troy Aikman, @ Dal., 11/26/98
- 55 Doug Williams, T.B., 11/16/80

COMPLETIONS

Career

- 2,635 Fran Tarkenton, 1961-66, 1972-78
- 2,011 Tommy Kramer, 1977-89
- 929 Wade Wilson, 1981-91

Season

- 377 Warren Moon, 1995
- 371 Warren Moon, 1994
- 345 Fran Tarkenton, 1978

Season, Rookie

- 157 Fran Tarkenton, 1961

Game

- 38 Tommy Kramer, vs. Cleve., 12/14/80
- 38 Tommy Kramer, vs. G.B., 11/29/81
- 37 Steve Dils, @ T.B., 9/5/81

Game, Opponent

- 45 Drew Bledsoe, @ N.E., 11/13/94
- 34 Troy Aikman, @ Dal., 11/26/98
- 34 Jim Miller, @ Chi., 11/14/99

Consecutive Passes Completed

- 16 Tommy Kramer, @ G.B., 11/17/79
- 14 Wade Wilson, vs. Det., 11/6/88

COMPLETION PERCENTAGE

Career (1,500 att.)

- 57.6 Fran Tarkenton, 1961-66, 1972-78 (4,569-2,635)
- 55.8 Wade Wilson, 1981-91 (1,664-929)

Season (qualifiers)

- 64.2 Fran Tarkenton, 1975 (425-273)
- 62.7 Brad Johnson, 1996 (311-195)
- 62.7 Daunte Culpepper, 2000 (474-297)

Season, Rookie (qualifiers)

- 56.1 Fran Tarkenton, 1961 (280-157)

Game (20 attempts)

- 84.0 Randall Cunningham, @ T.B., 11/1/98 (21-25)
- 83.9 Fran Tarkenton, vs. Sea., 11/14/76 (26-31)
- 80.0 Wade Wilson, vs. Det., 11/6/88 (28-35)
- 80.0 Joe Kapp, vs. Atl., 9/14/68 (16-20)
- 80.0 Rich Gannon, @ Cin., 9/27/92 (24-30)
- 80.0 Rich Gannon, vs. Chi., 10/4/92 (20-25)

YARDS GAINED

Career

- 33,098 Fran Tarkenton, 1961-66, 1972-78
- 24,775 Tommy Kramer, 1977-89
- 12,135 Wade Wilson, 1981-91

Season

- 4,264 Warren Moon, 1994
- 4,228 Warren Moon, 1995
- 3,937 Daunte Culpepper, 2000

Season, Rookie

- 1,997 Fran Tarkenton, 1961

Game

- 490 Tommy Kramer, @ Wash., 11/2/86 (OT)
- 456 Tommy Kramer, vs. Cleve., 12/14/80
- 449 Joe Kapp, vs. Balt., 9/28/69

Game, Opponent

- 277 Fran Tarkenton, @ S.F., 11/26/61
- 252 Fran Tarkenton, vs. LA Rams, 12/3/61
- 250 Fran Tarkenton, vs. Chi., 9/17/61

Game, Opponent

- 486 Doug Williams, T.B., 11/16/80
- 455 Troy Aikman, Dal., 11/26/98
- 431 Dan Marino, Mia., 9/25/94

Most Seasons,

3,000 or More Passing Yards

- 5 Tommy Kramer, 1979-81, 1985-86

Most Games,

300 or More Passing Yards, Career

- 19 Tommy Kramer, 1977-89
- 10 Warren Moon, 1994-95
- 9 Fran Tarkenton, 1961-66, 1972-78



Tommy Kramer was the first Vikings quarterback to throw 60 passes in a game.

Most Games,

300 or More Passing Yards, Season

- 6 Warren Moon, 1994
- 5 Tommy Kramer, 1981
- 5 Tommy Kramer, 1985
- 5 Daunte Culpepper, 2000

Most Consecutive Games,

300 or More Passing Yards

- 3 Randall Cunningham, 1998
- 3 Warren Moon, 1994
- 3 Warren Moon, 1995
- 3 Tommy Kramer, 1985

Longest Pass Completion (All TDs)

- 89 Fran Tarkenton (to C. Ferguson), @ Chi., 11/11/62
- 85 Joe Kapp (to G. Washington), vs. St. L., 10/8/67
- 85 Warren Moon (to Q. Ismail), vs. Det., 9/10/95
- 83 Joe Kapp (to G. Washington), vs. Balt., 9/28/69
- 82 Brad Johnson (to J. Reed), @ Oak., 11/17/96
- 80 Fran Tarkenton (to J. Gilliam), vs. Hou., 10/13/74
- 80 Jeff George (to M. Hachette), vs. S.F., 10/24/99
- 78 Rich Gannon (to C. Carter), @ Phil., 10/15/90
- 78 Daunte Culpepper (to R. Moss), vs. G.B., 12/17/00
- 77 Warren Moon (to Q. Ismail), vs. N.O., 11/19/95

Opponent/Longest Pass Comp. (All TDs)

- 95 Lynn Dickey (to Steve Odum), G.B., 10/2/77
- 94 Ken Anderson (to Billy Brooks), Cin., 11/13/77
- 93 Rodney Peets (to Herman Moore), Det., 10/31/93

AVERAGE GAIN

Career (1,500 att.)

- 7.29 Wade Wilson, 1981-91 (1,665-12,135)
- 7.24 Fran Tarkenton, 1961-66, 1972-78 (4,569-33,098)
- 6.79 Tommy Kramer, 1977-89 (3,648-24,775)

Season (qualifiers)

- 8.72 Randall Cunningham, 1998 (425-3,704)
- 8.56 Jeff George, 1999 (329-2,816)
- 8.31 Daunte Culpepper, 2000 (474-3,937)

Game (20 att.)

- 14.0 Tommy Kramer, @ Wash., 11/2/86 (35-490)
- 13.9 Fran Tarkenton, vs. Det., 11/7/76 (25-347)
- 13.8 Randall Cunningham, @ G.B., 10/5/98 (32-442)

TOUCHDOWNS

Career

- 239 Fran Tarkenton, 1961-66, 1972-78
- 159 Tommy Kramer, 1977-89
- 66 Wade Wilson, 1981-91

Season

- 34 Randall Cunningham, 1998
- 33 Warren Moon, 1995
- 33 Daunte Culpepper, 2000

Season, Rookie

- 18 Fran Tarkenton, 1961

Game

- 7 Joe Kapp, vs. Balt., 9/28/69
- 6 Tommy Kramer, vs. G.B., 9/28/86
- 5 Tommy Kramer, vs. Chi., 11/28/82

Game, Opponent

- 4 Fran Tarkenton, vs. Chi., 9/17/61
- 4 Fran Tarkenton, vs. LA Rams, 12/3/61
- 4 Fran Tarkenton, @ Chi., 12/17/61

Game, Opponent

- 5 Gary Cuozzo, Balt., 11/14/65
- 5 John Brodie, S.F., 11/28/65
- 5 Gary Danielson, @ Det., 12/9/78
- 5 John Elway, @ Den., 11/18/84
- 5 Brett Favre, @ G.B., 9/21/97

Most Games,

Four or More Touchdown Passes, Career

- 9 Tommy Kramer, 1977-89
- 7 Fran Tarkenton, 1961-66, 1972-78

Most Games,

Four or More Touchdown Passes, Season

- 4 Randall Cunningham, 1998
- 3 Fran Tarkenton, 1961
- 3 Tommy Kramer, 1981

Most Consecutive Games,

Four or More Touchdown Passes

- 2 Randall Cunningham, 1998
- 2 Randall Cunningham, 1998
- 2 Warren Moon, 1995
- 2 Tommy Kramer, 1981

Most Consecutive Games,

Touchdown Pass

- 15 Brad Johnson, 1996-97
- 15 Daunte Culpepper, 2000
- 13 Fran Tarkenton, 1974-75

HAD INTERCEPTED

Career

- 194 Fran Tarkenton, 1961-66, 1972-78
- 157 Tommy Kramer, 1977-89
- 75 Wade Wilson, 1981-91

Season

- 32 Fran Tarkenton, 1978
- 26 Tommy Kramer, 1985
- 25 Fran Tarkenton, 1962

Game

- 5 Many Times, last time by Rich Gannon, @ G.B., 10/28/90

Game, Opponent

- 6 Vinny Testaverde, @ T.B., 10/23/88
- 5 Billy Wade, @ Chi., 11/11/62
- 5 Kim McQuillen, vs. Atl., 11/9/75
- 5 Eric Hipple, vs. Det., 9/25/83

Consecutive Attempts, No Interceptions

- 193 Warren Moon, 1995
- 162 Randall Cunningham, 1997-98
- 156 Rich Gannon, 1990-91

Most Attempts, No Interceptions, Game

- 63 Rich Gannon, @ N.E., 10/20/91

Most Attempts, No Interceptions, Game, Opponent

- 70 Drew Bledsoe, @ N.E., 11/13/94

LOWEST PERCENTAGE

PASSES INTERCEPTED

Career (1,500 att.)

- 4.2 Fran Tarkenton, 1961-66, 1972-78 (4,569-194)
- 4.3 Tommy Kramer, 1977-89 (3,648-157)

Season (qualifiers)

- 1.1 Sean Salisbury, 1992 (175-2)
- 1.7 Rich Gannon, 1991 (354-6)
- 1.9 Fran Tarkenton, 1976 (412-8)

Season, Rookie (qualifiers)

- 6.1 Fran Tarkenton, 1961 (280-17)

TIMES SACKED

Career

- 417 Fran Tarkenton, 1961-66, 1972-78
- 248 Tommy Kramer, 1977-89
- 151 Wade Wilson, 1981-91

Season

- 46 Fran Tarkenton, 1964
- 45 Fran Tarkenton, 1962
- 44 Fran Tarkenton, 1961

Game	
11	Archie Manning, @ Chi., 10/28/84
9	Fran Tarkenton, @ Chi., 12/17/81
9	Fran Tarkenton, vs. Balt., 9/23/82
9	Fran Tarkenton, vs. Det., 10/11/84
Game, Opponent	
9	Bill Munson, vs. Det., 10/6/88
9	Bobby Douglas, vs. Atl., 11/2/89
9	Randy Johnson, @ Chi., 12/20/70
9	Jim Harbaugh, @ Chi., 10/25/93
Highest Attempts/Sack Ratio, Career (1,000 att.)	
18.0	Warren Moon, 1994-95 (1,207-67)
14.7	Tommy Kramer, 1977-89 (3,645-248)
12.4	Rich Gannon, 1987-92 (1,003-81)
Highest Attempts/Sack Ratio, Season (qualifiers)	
32.2	Tommy Kramer, 1981 (593-19)
21.7	Fran Tarkenton, 1974 (351-17)
21.3	Randall Cunningham, 1998 (425-20)

PASS RECEIVING

RECEPTIONS

Most Seasons, Leading Team

- 10 Cris Carter, 1991-00
- 4 Anthony Carter, 1987-90

Most Consecutive Seasons, Leading Team

- 10 Cris Carter, 1991-00
- 4 Anthony Carter, 1987-90

Career	
931	Cris Carter, 1990-00
498	Steve Jordan, 1982-94
478	Anthony Carter, 1985-93

Season	
122	Cris Carter, 1995
122	Cris Carter, 1994
96	Cris Carter, 1996
96	Cris Carter, 2000

Season, Rookie	
69	Randy Moss, 1998
51	Paul Flatley, 1963
51	Sammy White, 1976

Game	
15	Rickey Young, @ N.E., 12/16/79
14	Cris Carter, @ Ariz., 10/2/94
12	Bob Grim, @ NYG, 10/31/71
12	Rickey Young, @ N.O., 9/3/78
12	Ted Brown, @ T.B., 9/5/81
12	Darrin Nelson, vs. S.D., 10/20/85
12	Cris Carter, vs. N.O., 11/6/94
12	Cris Carter, vs. Hou., 10/8/95
12	Cris Carter, @ Ariz., 11/12/95
12	Cris Carter, vs. N.O., 11/19/95
12	Cris Carter, @ S.F., 12/18/95
12	Jake Reed, @ Chi., 9/7/97
12	Randy Moss, @ Chi., 11/14/99

Game, Rookie	
9	Sammy White, vs. LA Rams, 9/19/76
9	Sammy White, @ Mia., 12/11/76

Game, Opponent	
14	Jerry Rice, @ S.F., 12/18/95
13	James Wilder, @ T.B., 9/15/85
12	Keith Jackson, @ Phil., 11/19/89
12	James Brooks, Cin., 12/25/89
12	Brett Perriman, @ Det., 11/23/95
12	Eric Moulds, Buff., 10/22/00

Most Consecutive Games, Pass Reception

- 111 Cris Carter, 1991-98
- 105 Anthony Carter, 1985-92
- 83 Jake Reed, 1994-99



Anthony Carter ranks 3rd in team history with 478 career catches.

Most Seasons 50 or More Pass

Receptions

- 10 Cris Carter, 1991-00
- 6 Ahmad Rashad, 1976-81
- 5 Steve Jordan, 1985-86, 1988, 1991, 1993
- 5 Anthony Carter, 1988-91, 1993

YARDS

Most Seasons Leading Team

- 5 Cris Carter, 1991-95
- 5 Anthony Carter, 1985, 1987-90
- 4 Gene Washington, 1967-70

Most Consecutive Seasons Leading Team

- 5 Cris Carter, 1991-95
- 4 Gene Washington, 1967-70
- 4 Anthony Carter, 1987-90

Career

- 11,512 Cris Carter, 1990-00
- 7,636 Anthony Carter, 1985-93
- 6,400 Sammy White, 1976-86

Season

- 1,437 Randy Moss, 2000
- 1,413 Randy Moss, 1999
- 1,371 Cris Carter, 1995

Season, Rookie

- 1,313 Randy Moss, 1998
- 906 Sammy White, 1976
- 867 Paul Flatley, 1963

Game

- 210 Sammy White, vs. Det., 11/7/76
- 204 Randy Moss, @ Chi., 11/14/99
- 202 Paul Flatley, @ S.F., 10/24/65

Game, Rookie

- 210 Sammy White, vs. Det., 11/7/76
- 190 Randy Moss, @ G.B., 10/5/98
- 174 Paul Flatley, vs. Det., 11/24/63

Game, Opponent

- 289 Jerry Rice, @ S.F., 12/18/95
- 198 Billy Brooks, vs. Cin., 11/13/77
- 174 Timmy Brown, vs. Phil., 10/28/62

Longest Pass Reception (All TDs)

- 89 Charley Ferguson (from F. Tarkenton), @ Chi., 11/11/62
- 85 Qadry Ismail (from W. Moon), vs. Det., 9/10/95
- 85 Gene Washington (from J. Kapp), vs. St. L., 10/8/67
- 83 Gene Washington (from J. Kapp), vs. Balt., 9/28/69
- 82 Jake Reed (from B. Johnson), @ Oak., 11/17/96
- 80 John Gilliam (from F. Tarkenton), vs. Hou., 10/13/74
- 80 Matthew Hatchette (from J. George), vs. S.F., 10/24/99
- 78 Cris Carter (from R. Gannon), @ Phil., 10/15/90
- 78 Randy Moss (from D. Culpepper), vs. G.B., 12/17/00
- 77 Qadry Ismail (from W. Moon), vs. N.O., 11/19/95

Most Seasons,

1,000 or More Yards Pass Receiving

- 8 Cris Carter, 1993-00
- 4 Jake Reed, 1994-97
- 3 Anthony Carter, 1988-90
- 3 Randy Moss, 1998-00

Most Games, 100 or More Yards, Career

- 38 Cris Carter, 1990-00
- 22 Anthony Carter, 1985-93
- 21 Randy Moss, 1998-00

Most Games, 100 or More Yards, Season

- 8 Randy Moss, 2000
- 7 Randy Moss, 1999
- 6 Cris Carter, 2000

Most Consecutive Games,

100 or More Yards

- 4 Jake Reed, 1997
- 4 Cris Carter, 1999
- 4 Randy Moss, 2000

AVERAGE GAIN

Career (200 receptions)

- 18.4 Randy Moss, 1998-00 (226-4,163)
- 16.8 Hassan Jones, 1986-92 (223-3,733)
- 16.3 Sammy White, 1976-86 (393-6,400)

Season (25 receptions)

- 24.3 Anthony Carter, 1987 (38-923)
- 22.2 John Gilliam, 1974 (26-577)
- 22.0 John Gilliam, 1972 (47-1,034)

Game (3 receptions)

- 54.3 Randy Moss, @ Del., 11/26/98 (3-163)
- 53.0 Leo Lewis, @ Wash., 11/2/86 (3-159)
- 44.0 Hassan Jones, @ Dal., 11/13/88 (3-132)

TOUCHDOWNS

Career

- 104 Cris Carter, 1990-00
- 52 Anthony Carter, 1985-93
- 50 Sammy White, 1976-86

Season

- 17 Cris Carter, 1995
- 17 Randy Moss, 1998
- 15 Randy Moss, 2000
- 13 Cris Carter, 1997
- 13 Cris Carter, 1999

Season, Rookie

- 17 Randy Moss, 1998

Game

- 4 Ahmad Rashad, vs. S.F., 9/2/79
- 3 Jerry Reichow, @ Chi., 12/17/61
- 3 Charley Ferguson, @ Chi., 11/11/62
- 3 Gene Washington, vs. Cleve., 11/9/69
- 3 Sammy White, @ Mia., 12/11/76
- 3 Sammy White, vs. Chi., 11/28/82
- 3 Cris Carter, vs. Mia., 9/25/94
- 3 Cris Carter, vs. Ind., 12/21/97
- 3 Randy Moss, @ Dal., 11/26/98
- 3 Randy Moss, vs. Chi., 12/6/98
- 3 Cris Carter, @ Chi., 11/14/99
- 3 Randy Moss, @ Det., 10/1/00

Game, Opponent

- 3 many times, last by Marvin Harrison, @ Ind., 12/24/00

Most Consecutive Games, Touchdown

- 7 Randy Moss, 1996
- 7 Cris Carter, 1999
- 6 Cris Carter, 1996-97
- 6 Cris Carter, 1998-99

RUSHING-RECEIVING

Most Seasons Leading Team

- 6 Chuck Foreman, 1973-78
- 4 Bill Brown, 1964-66, 1968

Most Consecutive Seasons

Leading Team

- 6 Chuck Foreman, 1973-78
- 3 Bill Brown, 1964-66, 1968
- 3 Ted Brown, 1980-82
- 3 Anthony Carter, 1987-89
- 3 Cris Carter, 1993-95

ATTEMPTS

Career

- 1,911 Bill Brown, 1962-74 (ru-1,627, re-284)
- 1,865 Chuck Foreman, 1973-79 (ru-1,529, re-336)
- 1,589 Robert Smith, 1993-00 (ru-1,411, re-178)

Season

- 357 Ted Brown, 1981 (ru-274, re-83)
- 353 Chuck Foreman, 1975 (ru-280, re-73)
- 333 Chuck Foreman, 1976 (ru-278, re-55)

Season, Rookie

- 219 Chuck Foreman, 1973 (ru-182, re-37)
- 218 Alfred Anderson, 1984 (ru-201, re-17)
- 161 Ted Brown, 1979 (ru-130, re-31)

Game

- 39 Ted Brown, vs. T.B., 11/8/81 (ru-31, re-8)
- 37 Chuck Foreman, vs. S.D., 11/23/75 (ru-33, re-4)
- 35 Chuck Foreman, vs. NYJ, 10/12/75 (ru-25, re-9)
- 35 Scottie Graham, vs. K.C., 12/26/93 (ru-33, re-2)

Consecutive Attempts Without Fumble

- 532 Robert Smith, 9/8/96-10/25/98
- 399 Ted Brown, 10/18/81-9/8/83

YARDS

Career

- 11,532 Cris Carter, 1990-99 (ru-20, re-11,512)
- 8,936 Chuck Foreman, 1973-79 (ru-5,879, re-3,057)
- 8,934 Bill Brown, 1962-74 (ru-6,757, re-3,177)

Season

- 1,869 Robert Smith, 2000 (ru-1,521, re-348)
- 1,761 Chuck Foreman, 1975 (ru-1,070, re-691)

1,757	Ted Brown, 1981 (ru-1,063, re-694)
Season, Rookie	
1,317	Randy Moss, 1998 (re-1,313, ru-4)
1,163	Chuck Foreman, 1973 (ru-801, re-362)
896	Sammy White, 1976 (ru-101, re-906)
Game	
265	Chuck Foreman, @ Phil., 10/24/76 (ru-200, re-65)
256	Darrin Nelson, vs. G.B., 11/13/83 (ru-119, re-137)
226	Bill Brown, @ Chi., 12/13/64 (ru-98, re-128)

PUNTING

PUNTS

Career

721	Greg Coleman, 1978-87
339	Mitch Berger, 1996-00
308	Harry Newsome, 1990-93

Season

91	Greg Coleman, 1983
90	Greg Coleman, 1979
90	Harry Newsome, 1993

Season, Rookie

73	Neil Clabo, 1975
63	Mike Mercer, 1961
46	John McCormick, 1962

Game

12	Greg Coleman, @ G.B., 11/21/82
11	Bucky Scribner, @ Cle., 12/17/89
10	Neil Clabo, @ Det., 9/26/76
10	Greg Coleman, vs. Buf., 12/9/79
10	Mike Saxon, vs. G.B., 10/20/94



Greg Coleman holds the Vikings career records for punts and punting yards.

Game, Opponent

12	Tom Blanchard, @ N.O., 11/16/75
11	King Hill, @ St. L., 10/19/69

Longest Punt

84	Harry Newsome, @ Pitt., 12/20/92
77	Mike Mercer, @ G.B., 9/16/62

Longest Punt, Opponent

82	Tommy Davis, @ S.F., 9/30/62
75	Boyd Gallow, G.B., 10/22/61

AVERAGE GROSS YARDS

Career (300 punts)

43.8	Harry Newsome, 1990-93 (308-13,501)
43.5	Mitch Berger, 1996-00 (339-14,749)
40.8	Greg Coleman, 1978-87 (721-29,391)

Season (Qualifiers)

46.4	Bobby Walden, 1964 (72-3,341)
45.5	Harry Newsome, 1991 (68-3,095)
45.4	Mitch Berger, 1999 (61-2,769)

Season, Rookie

41.1	Neil Clabo, 1975 (73-2,997)
39.0	Mike Mercer, 1961 (63-2,458)
39.0	John McCormick, 1962 (46-1,795)

Game (4 punts)

55.8	Mitch Berger, vs. Cin., 11/15/98 (4,223)
------	--

54.0	Harry Newsome, vs. Phoe., 10/13/91 (5,270)
53.2	Greg Coleman, vs. Balt., 12/12/82 (5,266)

Game, Opponent (4 punts)

54.8	Tom Rouan, @ Den., 10/31/99
51.0	Herman Weaver, @ Det., 12/14/75
50.6	Billy VanHeusen, @ Den., 10/15/72

AVERAGE NET YARDS

Career (200 punts)

38.2	Bobby Walden, 1964-67 (258-9,856)
35.4	Mitch Berger, 1996-00 (339-12,005)
35.3	Harry Newsome, 1990-92 (308-10,879)

Season

41.8	Bobby Walden, 1964 (72-3,010)
38.8	Bobby Walden, 1967 (75-2,910)
38.4	Mitch Berger, 1999 (61-2,343)

Game (4 punts)

48.3	Mitch Berger, vs. Cin., 11/15/98 (4,193)
47.8	Greg Coleman, vs. Pitt., 9/21/86 (4,191)
46.4	Greg Coleman, vs. N.O., 11/24/85 (5,232)

Game, Opponent (4 punts)

48.0	Billy Van Heusen, @ Den., 10/15/72 (5,240)
------	--

HAD BLOCKED

Career

3	Greg Coleman, 1978-87
2	Many Players

Season

2	Mike Mercer, 1961
2	Neil Clabo, 1975
2	Mike Wood, 1978
2	Bucky Scribner, 1988
2	Mitch Berger, 1996

Most Consecutive Punts, None Blocked

563	Greg Coleman, 1979-87
-----	-----------------------

INSIDE 20

Career

154	Greg Coleman, 1978-87
99	Mitch Berger, 1996-00
80	Harry Newsome, 1990-93

Season

28	Mike Saxon, 1994
28	Greg Coleman, 1983
26	Bobby Walden, 1964
26	Mitch Berger, 1996

Game

5	Mike Saxon, vs. N.O., 11/6/94
5	Fred Cox, vs. LA Rams, 11/3/63
5	Mitch Berger, @ Chi., 9/15/96
5	Mitch Berger, @ Ind., 12/24/00

Fewest Touchbacks in a Season (Qualifiers)

1	King Hill, 1968
2	Bobby Walden, 1967
2	Greg Coleman, 1984

PUNT RETURNS

Most Seasons Leading Team

5	Charlie West, 1968-72
5	Leo Lewis, 1987-91
5	David Palmer, 1994-98

Most Consecutive Seasons Leading Team

5	Charlie West, 1968-72
5	Leo Lewis, 1987-91
5	David Palmer, 1994-98

RETURNS

Career

194	Leo Lewis, 1981-91
162	David Palmer, 1994-00
123	Charlie West, 1968-73

Season

58	Leo Lewis, 1988
48	Kevin Miller, 1978
47	Manfred Moore, 1977

Season, Rookie

48	Kevin Miller, 1978
30	Leonard Willis, 1976
29	Eric Gullford, 1993

Game

8	Kevin Miller, @ LA Rams, 12/2/79
7	Manfred Moore, vs. G.B., 10/2/77
7	Kevin Miller, vs. Buf., 12/9/79

Game, Opponent

7	Johnnie Gray, @ G.B., 11/21/76
7	Robbie Martin, Det., 10/21/84
7	Evan Cooper, @ Phil., 12/1/85

FAIR CATCHES

Career

101	David Palmer, 1994-99
91	Leo Lewis, 1981-91
75	Bobby Bryant, 1967-80

Season

27	Leo Lewis, 1989
20	David Palmer, 1996
19	Charlie West, 1969
19	Leo Lewis, 1988
19	David Palmer, 1997

Game

5	Billy Butler, vs. Balt., 11/17/63
5	Anthony Carter, vs. T.B., 9/30/90

Game, Opponent

4	Carl Lockhart, @ NYG, 10/31/71
4	Terry Obee, @ Chi., 10/25/93
4	Winslow Oliver, Can., 10/6/96

YARDS GAINED

Career

1,812	Leo Lewis, 1981-91
1,577	David Palmer, 1994-99
820	Charlie West, 1968-73

Season

550	Leo Lewis, 1988
446	Leo Lewis, 1989
444	David Palmer, 1997

Season, Rookie

239	Kevin Miller, 1978
212	Eric Gullford, 1993
207	Leonard Willis, 1976

Game

107	Charlie West, Wash., 11/3/68
101	Leo Lewis, T.B., 10/1/89
98	Leo Lewis, Atl., 11/22/87

Game, Opponent

131	Dexter Carter, @ S.F., 10/3/93
109	Karl Williams, T.B., 12/15/96
105	Eddie Payton, @ Det., 12/17/77

Longest Punt Return

98	Charlie West, vs. Wash., 11/3/68 (td)
81	Hugh McElhenny, @ Chi., 12/17/61 (td)
81	Bob Grim, vs. NYG, 11/5/67
78	Leo Lewis, vs. Atl., 11/22/87 (td)
76	Ed Sharockman, vs. LA Rams, 10/16/66
74	David Palmer, @ Det., 11/23/95 (td)
69	David Palmer, @ NYG, 9/29/96 (td)
65	Leo Lewis, vs. T.B., 10/1/89
64	Leo Lewis, vs. Chi., 12/19/88
64	Randy Moss, @ K.C., 12/12/99 (td)

Longest Punt Return, Opponent

(All TDs)

87	Eddie Payton, @ Det., 12/17/77
78	Dexter Carter, @ S.F., 12/18/95
75	John Mallory, @ Atl., 12/20/70

AVERAGE YARDAGE

Career (75 returns)

10.4	David Palmer, 1994-99 (152-1,577)
9.3	Leo Lewis, 1981-91 (194-1,812)
7.8	Eddie Payton, 1980-82 (94-733)

Season (Qualifiers)

13.2	David Palmer, 1995 (26-342)
13.1	David Palmer, 1997 (34-444)
12.5	Leo Lewis, 1987 (22-275)

Season, Rookie (Qualifiers)

10.4	Tommy Mason, 1961 (14-146)
10.0	Charlie West, 1968 (20-201)
7.3	Eric Gullford, 1993 (29-212)

Game (3 returns)

35.6	Charlie West, vs. Wash., 11/3/68 (3-107)
26.0	Troy Walters, vs. Det., 11/30/00 (3-78)
24.5	Leo Lewis, vs. Atl., 11/22/87 (4-88)

Game, Opponent (3 returns)

35.0	Eddie Payton, @ Det., 12/17/77 (3-105)
------	--

TOUCHDOWNS

Career

2	David Palmer, 1994-00
1	Billy Butler, 1962-64
1	Leo Lewis, 1981-91
1	Hugh McElhenny, 1961-62
1	Charlie West, 1968-73
1	Randy Moss, 1998-99

Season

- 1 Hugh McElhenny, 1961
- 1 Billy Butler, 1963
- 1 Charlie West, 1968
- 1 Leo Lewis, 1987
- 1 David Palmer, 1995
- 1 David Palmer, 1996

Game

- 1 Hugh McElhenny, @ Chi., 12/17/61
- 1 Billy Butler, vs. S.F., 9/29/63
- 1 Charlie West, vs. Wash., 11/3/68
- 1 Leo Lewis, vs. Atl., 11/22/87
- 1 David Palmer, @ Det., 11/23/95
- 1 David Palmer, @ NYG, 9/29/96
- 1 Randy Moss, @ K.C., 12/12/99

KICKOFF RETURNS**Most Seasons Leading Team**

- 4 Darrin Nelson, 1983-84, 1991-92
- 4 Qadry Ismail, 1993-96

Most Consecutive Seasons Leading

- 4 Qadry Ismail, 1993-96
- 3 Billy Butler, 1962-64
- 3 Brent McClanahan, 1973-75

RETURNS**Career**

- 159 Darrin Nelson, 1982-89, 1991-92
- 147 Qadry Ismail, 1993-96
- 145 David Palmer, 1994-00

Season

- 53 Eddie Payton, 1980
- 53 George "Buster" Rhymes, 1985
- 50 David Palmer, 1998

Season, Rookie

- 53 Buster Rhymes, 1985
- 42 Qadry Ismail, 1993
- 40 Kevin Miller, 1978

Game

- 8 Qadry Ismail, @ Det., 11/23/95
- 8 Troy Walters, vs. G.B., 12/17/00

Game, Opponent

- 8 Vernon Turner, @ T.B., 10/30/94
- 8 Tyrone Hughes, @ N.O., 11/19/95
- 8 Roell Preston, @ G.B., 10/5/98
- 8 Corey Harris, @ Balt., 12/13/98

YARDS**Career**

- 3,619 Darrin Nelson, 1982-89, 1991-92
- 3,274 David Palmer, 1994-00
- 3,273 Qadry Ismail, 1993-96

Season

- 1,345 Buster Rhymes, 1985
- 1,184 Eddie Payton, 1980
- 1,176 David Palmer, 1998

Season, Rookie

- 1,345 Buster Rhymes, 1985
- 902 Qadry Ismail, 1993
- 856 Kevin Miller, 1978

Game

- 216 Robert Smith, @ Det., 12/17/94
- 207 Qadry Ismail, @ Det., 11/23/95
- 188 Qadry Ismail, @ S.F., 12/18/95

Game, Opponent

- 256 Roell Preston, @ G.B., 10/5/98
- 243 Corey Harris, @ Balt., 12/13/98
- 242 Vernon Turner, @ T.B., 10/30/94

Longest Kickoff Return

- 101 Lance Rentzel, vs. Balt., 11/14/65 (td)
- 99 Eddie Payton, vs. Oak., 9/14/81 (td)
- 96 Clinton Jones, vs. NYG 11/5/67 (td)
- 93 Herschel Walker, @ Phi., 11/19/89 (td)
- 92 Dave Osborn, @ LA Rams, 10/3/65
- 88 Buster Rhymes, vs. Phi., 12/22/85
- 88 David Palmer, @ Balt., 12/13/98 (td)
- 85 Moe Williams, @ NYG, 12/26/99 (td)
- 83 Jimmy Edwards, @ T.B., 11/25/79
- 82 Charlie West, @ S.F., 12/8/68

Longest Kickoff Return, Opponent**(All TDs)**

- 103 Abe Woodson, @ S.F., 9/29/63
- 101 Don McCall, @ Pitt., 11/23/69
- 101 Dave Hampton, @ G.B., 10/4/70
- 101 Roell Preston, @ G.B., 10/5/98

AVERAGE YARDAGE**Career (75 returns)**

- 25.5 Charlie West, 1968-73 (78-1,991)
- 24.8 Clinton Jones, 1967-72 (89-2,209)
- 22.8 Darrin Nelson, 1982-89 (1991-92 (159-3,619))

Season (Qualifiers)

- 26.3 John Gilliam, 1972 (14-369)
- 26.2 Lance Rentzel, 1965 (23-602)
- 26.1 Charlie West, 1968 (22-576)

Season, Rookie (Qualifiers)

- 26.2 Lance Rentzel, 1965 (23-602)
- 26.1 Charlie West, 1968 (22-576)
- 25.9 Bob Reed, 1962 (13-337)

Game (3 returns)

- 44.0 Jimmy Edwards, @ T.B., 11/25/79 (3-132)
- 42.8 Eddie Payton, vs. Oak., 9/14/81 (4-171)
- 40.5 Clinton Jones, vs. NYG, 11/5/67 (4-162)

Game, Opponent (3 returns)

- 57.0 Tyrone Hughes, vs. N.O., 11/28/93 (3-171)
- 43.3 Marlay Jenkins, vs. Ariz., 11/12/00 (4-173)

TOUCHDOWNS**Career**

- 1 9 times, last by Robert Tate, 1997-99 and Moe Williams, 1996-99

Season

- 1 9 times, last by Robert Tate and Moe Williams, 1999

Game

- 1 9 times, last by Moe Williams, @ NYG, 12/26/99

Game, Opponent

- 1 Many times, last by Marlay Jenkins, vs. Ariz., 11/12/00

COMBINED KICK RETURNS**MOST RETURNS****Career**

- 307 David Palmer, 1994-00 (p-162, k-145)
- 202 Leo Lewis, 1981-91 (p-194, k-8)
- 201 Charlie West, 1968-73 (p-123, k-78)

Season

- 88 Kevin Miller, 1978 (p-48, k-40)
- 87 Eddie Payton, 1980 (p-34, k-53)
- 78 David Palmer, 1998 (p-28, k-50)

Game

- 11 David Palmer, vs. G.B., 12/1/97 (p-5, k-6)
- 10 Darrin Nelson, vs. Chi., 11/25/84 (p-3, k-7)

Game, Opponent

- 10 Tyrone Hughes, vs. Chi., 11/9/97 (p-5, k-5)

YARDS GAINED**Career**

- 4,884 David Palmer, 1994-00, (p-1,610, k-3,274)
- 3,958 Darrin Nelson, 1982-89, 1991-92 (p-313, k-3,932)
- 3,273 Qadry Ismail, 1993-96 (k-3,273)

Season

- 1,465 David Palmer, 1994-98 (p-289, k-1,176)
- 1,435 Eddie Payton, 1980 (p-251, k-1,184)
- 1,345 Buster Rhymes, 1985 (p-0, k-1,345)

Game

- 217 Jimmy Edwards, vs. Chi., 10/21/79 (p-46, k-171)
- 216 Robert Smith, @ Det., 12/17/94 (p-0, k-216)
- 214 David Palmer, vs. G.B., 12/1/97 (p-65, k-146)

Game, Opponent

- 289 Eddie Payton, @ Det., 12/17/77 (p-105, k-184)

TOUCHDOWNS**Career**

- 3 David Palmer, 1994-00 (p-2, k-1)

Season

- 1 Many times, last by Robert Tate, 1999 (k-1), Randy Moss, 1999 (p-1), Moe Williams, 1999 (k-1)

Game

- 1 Many times, last by Moe Williams @ NYG, 12/26/99

Game, Opponent

- 2 Eddie Payton, @ Det., 12/17/77 (p-1, k-1)

COMBINED NET YARDS

Rushing, receiving, interception returns, kick-off returns, punt returns and fumble returns

Most Seasons Leading Team

- 6 Chuck Foreman, 1973-78
- 4 Bill Brown, 1964-66, 1968

Most Consecutive Seasons Leading**Team**

- 6 Chuck Foreman, 1973-78
- 3 Many times, last by Qadry Ismail, 1993-95

ATTEMPTS**Career**

- 1,931 Bill Brown, 1962-74
- 1,867 Chuck Foreman, 1973-79
- 1,609 Robert Smith, 1993-00

Season

- 357 Ted Brown, 1981
- 354 Chuck Foreman, 1975
- 333 Chuck Foreman, 1976

Game

- 39 Ted Brown vs. Tampa Bay, 11/8/81 (ru-31, re-8)
- 37 Chuck Foreman vs. San Diego, 11/23/75 (ru-33, re-4)
- 35 Chuck Foreman vs. NY Jets, 10/12/75 (ru-25, re-9, rt-1)
- 35 Scottie Graham, vs. K.C., 12/26/93 (ru-33, re-2)

YARDS**Career**

- 10,365 Darrin Nelson, 1982-89, 1991-92
- 10,261 Cris Carter, 1990-99
- 9,237 Bill Brown, 1962-74

Season

- 2,051 Herschel Walker, 1990 (ru-770, re-315, rt-966)
- 1,869 Robert Smith, 2000 (ru-1,521, re-348)

Game

- 1,765 Chuck Foreman, 1975 (ru-1,070, re-691, rt-4)

Season, Rookie

- 1,469 Buster Rhymes, 1985 (Ru-1,345, Re-124)
- 1,317 Randy Moss, 1998 (Re-1,313, Ru-4)
- 1,163 Chuck Foreman, 1973 (Ru-180, Re-362)

Game

- 278 Darrin Nelson vs. Green Bay, 11/13/83 (ru-119, re-137, rt-22)
- 271 Buster Rhymes vs. Chicago, 9/19/65 (re-89, rt-182)
- 265 Chuck Foreman @ Phil., 10/24/76 (ru-200, re-65)

INTERCEPTIONS BY**Most Seasons Leading Team**

- 4 Ed Sharockman, 1962-63, 1965, 1970
- 4 Bobby Bryant, 1968, 1972, 1977-78
- 4 Joey Browner, 1987, 1989-91

Most Consecutive Seasons Leading**Team**

- 3 Joey Browner, 1989-91

Career

- 53 Paul Krause, 1968-79
- 51 Bobby Bryant, 1967-80
- 40 Ed Sharockman, 1962-72



Bobby Bryant had 51 interceptions in his Vikings career, ranking 2nd in team history.

Season

- 10 Paul Krause, 1975
- 9 Orlando Thomas, 1995
- 8 Bobby Bryant, 1969
- 8 Issiac Holt, 1986
- 8 Carl Lee, 1988
- 8 Audray McMillian, 1992

Season, Rookie

- 9 Orlando Thomas, 1995
- 6 George Rose, 1964
- 5 Rip Hawkins, 1981

Game

- 3 Many times, last time by Jack Del Rio, @ Det., 12/5/93

Game, Opponent

- 3 Many times, last time by Marcus Turner, @ NY Jets, 11/20/94

Consecutive Games Intercepted By

- 6 Paul Krause, 1968
- 4 Issiac Holt, 1986
- 4 Carl Lee, 1988
- 4 Orlando Thomas, 1995

YARDS

Career

- 852 Paul Krause, 1968-79
- 804 Ed Sharockman, 1962-72
- 749 Bobby Bryant, 1967-80

Season

- 242 Jimmy Hitchcock, 1998
- 236 Charlie West, 1971
- 201 Paul Krause, 1975

Season, Rookie

- 135 Dewayne Washington, 1994
- 108 Orlando Thomas, 1995
- 85 Tim Newton, 1985

Game

- 97 Reggie Rutland, vs. LA Rams, 12/15/91
- 94 Walker Lee Ashley, vs. Chi., 12/19/88
- 92 Jack Del Rio, @ Chi., 11/2/92

Game, Opponent

- 151 Tommy Myers, @ N.O., 9/3/78
- 116 Marcus Turner, @ NY Jets, 11/20/94

Longest Returns

- 97 Reggie Rutland, vs. LA Rams, 12/15/91 (td)
- 94 Walker Lee Ashley, vs. Chi., 12/19/88 (td)
- 90 Issiac Holt, vs. Det., 10/8/89 (td)
- 89 Charlie West, @ Chi., 12/19/71
- 84 Jack Del Rio, @ Chi., 11/2/92 (td)
- 81 Dewayne Washington, @ Chi., 9/18/94 (td)

Longest Return, Opponent (all TDs)

- 100 Barry Wilburn, Wash., 12/26/87
- 97 Tommy Myers, @ N.O., 9/3/78

TOUCHDOWNS

Career

- 3 Rip Hawkins, 1961-65
- 3 Ed Sharockman, 1962-72
- 3 Bobby Bryant, 1967-80
- 3 Joey Browner, 1983-91
- 3 Audray McMillian, 1989-93
- 3 Jimmy Hitchcock, 1998-99

Season

- 3 Jimmy Hitchcock, 1998
- 2 Audray McMillian, 1992
- 2 Anthony Parker, 1994
- 2 Dewayne Washington, 1994

FUMBLES

OPPONENTS' FUMBLES RECOVERED

Career

- 29 Jim Marshall, 1961-79
- 23 Carl Eller, 1964-78
- 19 Matt Blair, 1974-85
- 18 Alan Page, 1967-78

Season

- 9 Don Hultz, 1963
- 6 Alan Page, 1970
- 6 Fred McNeil, 1978

Game

- 3 Joey Browner, vs. S.F., 9/8/85
- 2 Many times, last by Duane Clemons, @ NY Jets, 11/23/97

Longest Fumble Returns (All TDs)

- 94 Dwayne Rudd, vs. Chi., 12/6/98
- 88 Ed Sharockman, @ Det., 12/9/62

70 Paul Krause, @ Det., 12/14/75

65 Alan Page, @ Chi., 10/11/70

65 Willie Teal, @ Phil., 12/1/85

Longest Fumble Returns, Opponents (All TDs)

- 80 Bobby Jackson, NY Jets, 12/26/82
- 78 Martin Mayhew, @ T.B., 10/15/95

OPPONENTS' FUMBLE RETURNED FOR TOUCHDOWNS

Career

- 2 Charlie Johnson, 1982-84
- 2 Paul Krause, 1968-79
- 2 Chris Martin, 1983-88
- 2 Henry Thomas, 1987-92
- 2 Roy Winston, 1962-76
- 2 Anthony Parker, 1992-94
- 2 Orlando Thomas, 1995-00
- 2 Dwayne Rudd, 1997-00

Season

- 2 Dwayne Rudd, 1998

SACKS

Most Seasons Led Team

- 9 John Randle, 1991, 1993-00
- 6 Jim Marshall, 1961-66
- 6 Alan Page, 1967-68, 1971, 1975-77

Most Consecutive Seasons Led Team

- 8 John Randle, 1993-00
- 3 Jim Marshall, 1964-66
- 3 Alan Page, 1974-76

TOTAL SACKS

Career

- 130 Carl Eller, 1964-78
- 127 Jim Marshall, 1961-79
- 114 John Randle, 1990-00

Season

- 21 Chris Doleman, 1989
- 18 Alan Page, 1976
- 18 Keith Millard, 1989

Season, Rookie

- 8.5 Alan Page, 1967
- 5.5 Carl Eller, 1964
- 5 Doug Martin, 1980
- 5 Dwayne Rudd, 1997

Game

- 5 Randy Holloway, vs. Atl., 9/16/84
- 4 Many times, last by Chris Doleman, vs. Cin., 12/25/89

Game, Rookie

- 2.5 Gerald Robinson, vs. Chi., 10/19/86

Game, Opponent

- 4 Many times, last by Simon Fletcher, Den., 11/4/90

TACKLES

COMBINED TACKLES (DEFENSE & SPECIAL TEAMS TACKLES)

Career

- 1,981 Scott Studwell, 1977-90
- 1,452 Matt Blair, 1974-85
- 1,382 Jeff Siemon, 1972-82

DEFENSIVE TACKLES

Career

- 1,928 Scott Studwell, 1977-90
- 1,404 Matt Blair, 1974-85
- 1,375 Jeff Siemon, 1972-82

Season

- 230 Scott Studwell, 1981
- 229 Jeff Siemon, 1978
- 220 Matt Blair, 1981

Game

- 24 Scott Studwell, @ Det., 11/17/85
- 21 Scott Studwell, @ Pitt., 9/24/89
- 21 Ed McDaniel, @ G.B., 9/4/94

SOLO TACKLES

Career

- 1,308 Scott Studwell, 1977-90
- 1,008 Jeff Siemon, 1972-82
- 986 Matt Blair, 1974-85

Season

- 170 Jeff Siemon, 1978
- 156 Scott Studwell, 1981
- 153 Scott Studwell, 1980

Game

- 18 Rip Hawkins, vs. Det., 11/18/62
- 18 Rip Hawkins, vs. S.F., 12/2/62
- 17 Rip Hawkins, vs. Balt., 11/12/61

ASSISTED TACKLES

Career

- 673 Scott Studwell, 1977-90
- 466 Matt Blair, 1974-85
- 386 Fred McNeil, 1974-85

Season

- 97 Scott Studwell, 1985
- 88 Mike Merrinweather, 1991
- 83 Scott Studwell, 1983

Game

- 13 Wally Hilgenberg, @ Chi., 10/23/72
- 13 Scott Studwell, vs. T.B., 9/30/90

SPECIAL TEAMS TACKLES

Career

- 120 Walker Lee Ashley, 1983-88
- 119 Chris Walsh, 1994-00
- 113 Keith Nord, 1979-85

Season

- 38 Joey Browner, 1989
- 35 Nate Allen, 1977
- 32 Harold Morrow, 1997

Game

- 6 Wymon Henderson, vs. Det., 11/6/88
- 5 Many times, last by Harold Morrow, vs. T.B., 10/9/00

BLOCKED KICKS

Career

- 20 Matt Blair, 1974-85
- 16 Alan Page, 1967-78
- 10 Tim Irwin, 1981-93
- 10 Carl Eller, 1964-78

Season

- 5 Alan Page, 1976
- 5 Matt Blair, 1979

Game

- 2 Alan Page, vs. Pitt., 10/4/76
- 2 Matt Blair, vs. Dal., 10/7/79
- 2 Matt Blair, @ G.B., 11/11/79
- 2 Matt Blair, vs. Oak., 9/14/81
- 2 Tim Irwin, @ Atl., 12/15/85
- 2 Neil Elshire, @ Wash., 11/2/86
- 2 Tim Irwin, @ Den., 11/14/93

Game, Opponent

- 1 Many times, last time Warren Sapp vs. T.B., 10/9/00



Jim Marshall and Carl Eller terrorized offenses during their careers and still rank among the Vikings' all-time leaders in several defensive categories.

VIKINGS BIG DAYS

RUSHING

200	Chuck Foreman @ Phil., 10/24/76 (26 att.)
179	Ted Brown @ G.B., 10/23/83 (29 att.)
179	Robert Smith @ St. Louis, 9/13/98 (23 att.)
172	Terry Allen @ Pitt., 12/20/92 (33 att.)
170	Robert Smith @ Chi., 10/15/00 (15 att.)
169	Robert Smith @ Buf., 8/31/97 (16 att.)
166	Scottie Graham vs. K.C., 12/26/93 (33 att.)
160	Robert Smith vs. Ind., 12/21/97 (17 att.)
159	Terry Allen @ Chi., 9/18/94 (22 att.)
156	Chuck Foreman @ Det., 12/17/77 (33 att.)
155	Dave Osborn vs. G.B., 12/3/87 (21 att.)
155	Clinton Jones vs. Atl., 11/28/71 (22 att.)
150	Chuck Foreman vs. Chi., 10/16/77 (26 att.)
148	Chuck Foreman vs. Pitt., 10/4/76 (27 att.)
148	Herschel Walker vs. G.B., 10/15/89 (18 att.)
148	Robert Smith @ Dal., 11/23/00 (21 att.)
146	Tommy Mason vs. Balt., 11/17/83 (12 att.)
146	Darrin Nelson vs. G.B., 11/10/85 (21 att.)
146	Robert Smith @ NYG, 12/26/99 (16 att.)
143	Tommy Mason @ Balt., 12/16/82 (20 att.)
140	Terry Allen @ G.B., 9/6/92 (12 att.)
139	Dave Osborn vs. Chi., 12/5/70 (29 att.)
139	Scottie Graham @ G.B., 12/19/93 (30 att.)
138	Tommy Mason @ Det., 12/9/82 (16 att.)
138	Bill Brown @ Cle., 10/31/65 (26 att.)
137	Tommy Mason vs. Balt., 9/13/64 (20 att.)
134	Robert Smith @ Det., 10/1/00 (16 att.)
133	Chuck Foreman vs. Cin., 11/13/77 (29 att.)
133	Robert Smith @ TB., 10/13/96 (18 att.)
132	Robert Smith @ G.B., 9/21/97 (28 att.)
129	Ted Brown vs. TB., 11/8/81 (31 att.)
127	Chuck Foreman vs. S.D., 11/23/75 (33 att.)
127	Terry Allen vs. TB., 11/3/91 (14 att.)
126	Herschel Walker @ TB., 12/8/91 (16 att.)
125	Herschel Walker @ Atl., 9/8/91 (25 att.)
125	Robert Smith vs. Phil., 9/28/97 (22 att.)
124	Tommy Mason vs. Pitt., 10/18/84 (20 att.)
124	Oscar Reed vs. Det., 11/12/72 (23 att.)
123	Raymond Hayes vs. LA Rams, 12/3/61 (18 att.)
122	Chuck Foreman @ N.O., 9/3/78 (18 att.)
122	Darrin Nelson vs. Det., 11/3/85 (25 att.)
122	Robert Smith @ G.B., 11/6/00 (24 att.)
121	Mel Triplett @ Chi., 12/17/61 (15 att.)
120	Alfred Anderson @ Det., 9/23/84 (19 att.)
120	Robert Smith vs. Car., 10/12/97 (23 att.)
119	Darrin Nelson vs. G.B., (16 att.)
118	Dave Osborn @ Chi., 12/18/66 (19 att.)
118	Darrin Nelson vs. Cle., 10/26/86 (22 att.)
118	Darrin Nelson @ Dal., 11/26/87 (16 att.)
118	Robert Smith @ K.C., 12/12/99 (21 att.)
117	Chuck Foreman @ N.E., 11/16/75 (24 att.)
117	Robert Smith vs. Ariz., 11/12/00 (20 att.)
116	Chuck Foreman vs. Chi., 9/23/73 (16 att.)
115	Bill Brown @ Dal., 9/25/66 (20 att.)
115	Dave Osborn vs. NYG, 11/5/67 (16 att.)



Tommy Mason went over the 100-yard rushing mark 6 times with the Vikings.

115	Robert Smith vs. Det., 10/31/93 (23 att.)
115	Robert Smith @ Pitt., 9/24/95 (15 att.)
115	Scottie Graham @ Cin., 12/24/95 (25 att.)
115	Robert Smith vs. Det., 11/30/00 (17 att.)
114	Chuck Foreman @ Det., 10/7/73 (16 att.)
113	Ted Brown @ Chi., 9/21/80 (22 att.)
113	Terry Allen vs. Ma., 9/25/94 (15 att.)
113	Terry Allen @ TB., 10/30/94 (17 att.)
113	Robert Smith vs. Det., 9/1/96 (22 att.)
111	Robert Smith vs. Det., 9/10/95 (20 att.)
109	Bill Brown vs. Chi., 9/29/68 (12 att.)
109	Ted Brown @ G.B., 9/27/81 (21 att.)
109	Robert Smith vs. Chi., 9/3/00 (14 att.)
108	Ted Brown @ Atl., 11/23/81 (16 att.)
108	Leroy Hoard vs. Oak., 11/17/96 (20 att.)
107	Bill Brown vs. Chi., 10/17/65 (15 att.)
107	Chuck Foreman vs. Det., 10/19/75 (22 att.)
107	Robert Smith vs. Chi., 10/10/99 (12 att.)
106	Bill Brown @ Balt., 11/16/64 (14 att.)
106	Dave Osborn @ Chi., 10/12/69 (15 att.)
105	Alfred Anderson @ Phi., 9/9/84 (20 att.)
105	Leroy Hoard vs. S.F., 10/24/99 (17 att.)
104	Tony Galtreath @ Chi., 10/9/83 (16 att.)
104	Robert Smith vs. S.D., 11/28/99 (20 att.)
103	Bill Brown vs. Balt., 9/13/64 (20 att.)
103	Bill Brown @ NYG, 12/6/64 (18 att.)
103	Dave Osborn @ Atl., 12/18/67 (19 att.)
103	Darrin Nelson vs. TB., 11/15/87 (17 att.)
103	Herschel Walker vs. Den., 9/29/91 (12 att.)
103	Robert Smith vs. Wash., 10/18/98 (24 att.)
103	Robert Smith vs. Car., 11/19/00 (23 att.)
102	Chuck Foreman @ Chi., 10/27/75 (26 att.)
102	Chuck Foreman vs. Atl., 11/9/75 (26 att.)
102	Robert Smith vs. Car., 10/6/96 (27 att.)
101	Tommy Mason @ G.B., 12/5/65 (21 att.)
101	Clinton Jones vs. Atl., 9/14/88 (17 att.)
101	Bill Brown vs. Det., 11/11/73 (19 att.)
101	Chuck Foreman @ G.B., 11/27/77 (26 att.)
101	Chuck Foreman @ Dal., 10/26/78 (22 att.)
101	Leroy Hoard vs. TB., 12/15/96 (20 att.)
101	Robert Smith vs. Det., 12/14/97 (20 att.)
101	Robert Smith vs. Jax., 12/20/98 (19 att.)
100	Chuck Foreman vs. G.B., 12/8/73 (19 att.)
100	Chuck Foreman vs. Sea., 11/14/76 (17 att.)
100	Ted Brown vs. Dal., 1/3/83 (29 att.)
100	Terry Allen vs. G.B., 12/27/92 (20 att.)

Career 100-Yard Rushing Games

No.	Player	W-L
29	Robert Smith	22-7
17	Chuck Foreman	16-1
8	Bill Brown	4-4
7	Terry Allen	7-0
6	Tommy Mason	2-4
6	Dave Osborn	3-3
6	Ted Brown	5-1
6	Darrin Nelson	3-3
4	Herschel Walker	3-1
3	Scottie Graham	2-1
3	Leroy Hoard	3-0
2	Clinton Jones	2-0
2	Alfred Anderson	1-1
1	Ray Hayes	1-0
1	Mel Triplett	0-1
1	Oscar Reed	1-0
1	Tony Galtreath	1-0

PASSING

490	Tommy Kramer @ Wash., 11/2/86 (20 of 35)
456	Tommy Kramer vs. Cleve., 12/14/80 (38 of 49)
449	Joe Kapp vs. Balt., 9/28/69 (28 of 43)
444	Tommy Kramer @ S.D., 10/11/81 (27 of 43)
442	Randal Cunningham @ G.B., 10/5/98 (20 of 32)
420	Warren Moon vs. N.O., 11/6/94 (33 of 57)
411	Tommy Kramer vs. Chi., 9/19/85 (28 of 55)
407	Frank Tarkenton @ S.F., 10/24/65 (21 of 34)
400	Warren Moon vs. NY Jets, 11/10/94 (33 of 50)
395	Tommy Kramer vs. Atl., 9/7/80 (30 of 42)
391	Wade Wilson vs. Det., 11/6/88 (28 of 35)
386	Tommy Kramer @ TB., 10/7/84 (27 of 47)
384	Warren Moon @ Det., 11/23/95 (30 of 47)



Warren Moon ranks 2nd in team history with 10 career 300-yard passing games.

384	Tommy Kramer vs. G.B., 11/29/81 (38 of 55)
374	Wade Wilson @ TB., 12/16/90 (24 of 39)
374	Jeff George @ Chi., 11/14/99 (25 of 44)
366	Sean Salisbury @ Den., 11/14/93 (19 of 37)
364	Randal Cunningham vs. Oak., 9/19/99 (23 of 39)
363	Jeff George vs. S.D., 11/28/99 (28 of 43)
361	Steve Dils @ TB., 9/5/81 (37 of 62)
361	Wade Wilson vs. N.O., 12/21/86 (24 of 39)
359	Randal Cunningham @ Dal., 11/26/98 (17 of 35)
357	Daunte Culpepper vs. Car., 11/19/00 (22 of 29)
355	Warren Moon @ Ariz., 10/2/94 (29 of 47)
355	Daunte Culpepper vs. Ma., 9/10/00 (23 of 37)
347	Frank Tarkenton @ Wash., 11/30/75 (27 of 37)
347	Frank Tarkenton vs. Det., 11/7/76 (17 of 25)
343	Tommy Kramer @ S.L., 10/25/81 (26 of 55)
342	Tommy Kramer vs. Chi., 11/28/82 (26 of 35)
342	Warren Moon @ Ariz., 11/12/95 (24 of 43)
339	Wade Wilson vs. TB., 11/30/86 (22 of 33)
338	Warren Moon vs. N.O., 11/19/95 (25 of 32)
335	Wade Wilson @ TB., 10/23/88 (22 of 30)
335	Daunte Culpepper vs. G.B., 12/17/00 (23 of 38)
334	Brad Johnson vs. TB., 9/12/97 (29 of 44)
333	Tommy Kramer vs. Det., 9/20/81 (25 of 42)
332	Warren Moon @ TB., 10/15/95 (33 of 48)
330	Tommy Kramer @ Atl., 11/23/81 (24 of 47)
328	Frank Tarkenton vs. LA Rams, 10/16/66 (21 of 31)
328	Tommy Kramer vs. NYJ, 12/26/82 (32 of 56)
326	Warren Moon vs. Ma., 9/25/94 (26 of 37)
324	Tommy Kramer vs. TB., 11/16/80 (24 of 37)
322	Tommy Kramer @ S.F., 10/12/86 (26 of 41)
321	Tommy Kramer vs. Phi., 12/2/85 (21 of 36)
319	Frank Tarkenton vs. LA Rams, 11/19/72 (14 of 28)
318	Rich Gannon @ Cin., 9/27/92 (25 of 32)
317	Frank Tarkenton vs. N.O., 12/1/74 (20 of 29)
317	Rich Gannon @ N.E., 10/20/91 (35 of 63)
316	Frank Tarkenton @ Oak., 12/17/78 (23 of 38)
315	Brad Johnson vs. N.O., 11/8/98 (28 of 38)
315	Tommy Kramer @ Atl., 12/15/85 (22 of 43)
314	Steve Dils @ S.L., 10/30/83 (27 of 38)
313	Daunte Culpepper @ TB., 10/29/00 (29 of 53)
312	Brad Johnson @ NYJ, 11/23/97 (24 of 35)
311	Frank Tarkenton vs. Chi., 9/20/64 (22 of 34)
311	Tommy Kramer vs. S.D., 10/20/85 (31 of 48)
309	Tommy Kramer vs. TB., 12/8/85 (21 of 36)
309	Wade Wilson @ G.B., 11/26/89 (23 of 37)
309	Randal Cunningham vs. Chi., 10/10/99 (25 of 47)
308	Tommy Kramer @ N.E., 12/16/79 (35 of 61)
307	Frank Tarkenton @ N.O., 11/16/75 (25 of 39)
306	Warren Moon vs. Chi., 12/1/94 (27 of 48)
303	Steve Dils vs. G.B., 11/13/83 (21 of 37)
303	Wade Wilson vs. Cin., 12/25/89 (19 of 35)
302	Daunte Culpepper vs. Ariz., 11/12/00 (25 of 32)

Career 300-Yard Passing Games

No.	Player	W-L
19	Tommy Kramer	9-10
10	Warren Moon	5-5
9	Fran Tarkenton	6-3
7	Wade Wilson	5-2
6	Randall Cunningham	4-2
5	Daunte Culpepper	3-2
3	Steve Dils	0-3
3	Brad Johnson	1-2
2	Rich Gannon	1-1
2	Sean Salisbury	1-1
2	Jeff George	2-0
1	Joe Kapp	1-0

RECEIVING

210	Sammy White vs. Det., 11/7/76 (7 rec.)
204	Randy Moss @ Chi., 11/14/99 (12 rec.)
202	Paul Flatley @ S.F., 10/24/65 (6 rec.)
190	Randy Moss @ G.B., 10/5/98 (5 rec.)
188	Anthony Carter vs. Det., 11/6/88 (8 rec.)
184	Anthony Carter @ Dal., 11/26/87 (8 rec.)
179	Steve Jordan @ Wash., 11/2/86 (6 rec.)
177	Sammy White vs. Chi., 11/28/82 (10 rec.)
174	Paul Flatley vs. Det., 11/24/63 (6 rec.)
172	Gene Washington vs. Balt., 9/28/69 (6 rec.)
168	Cris Carter vs. Mia., 9/10/00 (9 rec.)
168	Randy Moss @ Det., 10/2/00 (7 rec.)
167	Cris Carter @ Ari., 10/2/94 (14 rec.)
164	Anthony Carter vs. S.D., 11/7/93 (10 rec.)
163	Randy Moss @ Dal., 11/26/98 (3 rec.)
162	Hassan Jones @ T.B., 12/16/90 (7 rec.)
160	Ahmad Rashad vs. Atl., 9/7/80 (11 rec.)
159	Leo Lewis @ Wash., 11/2/86 (3 rec.)
157	Cris Carter @ Ari., 11/12/95 (12 rec.)
157	Jake Reed vs. N.O., 11/6/94 (8 rec.)
156	Paul Flatley vs. Balt., 11/17/63 (7 rec.)
155	Randy Moss vs. Det., 1/2/00 (5 rec.)
153	Jake Reed vs. Chi., 10/28/96 (11 rec.)
153	Randy Moss vs. G.B., 11/22/98 (8 rec.)
152	Gene Washington @ NYG, 9/21/69 (7 rec.)
152	Ahmad Rashad vs. S.F., 9/2/79 (7 rec.)



John Gilliam went over the 100-yard receiving mark 13 times in his career with the Vikings.



Sammy White's 210 receiving yards vs. Detroit in 1976 still stands as a team record.

151	Ahmad Rashad @ Atl., 11/23/81 (9 rec.)
151	Cris Carter @ Phil., 10/15/90 (6 rec.)
151	Cris Carter vs. N.O., 11/6/94 (12 rec.)
150	Jake Reed @ NY Jets, 11/23/97 (8 rec.)
142	Jim Phillips vs. LA, 10/16/66 (6 rec.)
139	John Gilliam vs. Chi., 11/25/73 (5 rec.)
139	John Gilliam @ N.O., 11/16/75 (6 rec.)
139	Sammy White vs. LA Rams, 9/19/76 (9 rec.)
139	Ahmad Rashad @ Det., 12/17/77 (8 rec.)
137	Ray Poage vs. S.F., 9/29/63 (4 rec.)
137	Ahmad Rashad @ Bos., 12/13/70 (8 rec.)
136	Jim Lash vs. G.B., 11/17/74 (6 rec.)
136	Ahmad Rashad vs. G.B., 9/23/79 (9 rec.)
134	Rickey Young @ N.O., 9/3/78 (12 rec.)
133	Paul Flatley vs. G.B., 11/21/65 (6 rec.)
133	Gene Washington @ Chi., 10/27/68 (6 rec.)
131	Chuck Foreman @ Dall., 10/6/74 (5 rec.)
130	Charley Ferguson @ Chi., 11/11/62 (3 rec.)
129	John Henderson @ Atl., 12/20/70 (7 rec.)
129	John Gilliam vs. Det., 11/11/73 (5 rec.)
128	Bill Brown @ Chi., 12/13/64 (3 rec.)
126	Bob Grim @ Det., 9/20/71 (7 rec.)
123	Gordon Smith @ S.F., 11/26/61 (3 rec.)
122	Gene Washington @ Chi., 10/11/70 (8 rec.)
121	Ahmad Rashad vs. S.F., 12/4/77 (7 rec.)
120	Sammy White @ Mia., 12/11/76 (9 rec.)
119	Tommy Mason vs. LA Rams, 11/25/62 (5 rec.)
119	Gene Washington vs. Cle., 11/9/69 (7 rec.)
118	Hugh McElhenry vs. G.B., 10/14/62 (5 rec.)
118	Paul Flatley vs. Chi., 10/2/66 (5 rec.)
118	Sam McCullum @ K.C., 12/14/74 (6 rec.)
118	Chuck Foreman vs. NYG, 10/17/76 (8 rec.)
117	John Gilliam vs. N.E., 10/27/74 (5 rec.)
116	Bill Brown @ LA Rams, 11/19/72 (5 rec.)
116	John Gilliam vs. Phil., 10/21/73 (6 rec.)
115	Ahmad Rashad @ Oak., 12/17/78 (5 rec.)
113	Tommy Mason vs. Phil., 10/28/62 (4 rec.)
112	Jerry Reichow vs. LA Rams, 12/3/61 (6 rec.)
112	Jim Lash vs. N.O., 12/1/74 (3 rec.)
111	John Gilliam vs. N.O., 11/5/72 (4 rec.)

111	John Gilliam vs. Chi., 12/3/72 (5 rec.)
109	Bill Brown vs. St.L., 10/8/67 (3 rec.)
109	John Gilliam @ Det., 9/24/72 (4 rec.)
109	John Gilliam vs. N.O., 12/1/74 (5 rec.)
109	Ahmad Rashad vs. Chi., 10/10/76 (7 rec.)
107	Paul Flatley @ G.B., 11/10/63 (3 rec.)
107	John Gilliam @ S.F., 10/14/73 (7 rec.)
107	Ahmad Rashad vs. Phil., 12/8/78 (9 rec.)
106	Charley Ferguson @ Pitt., 11/4/62 (4 rec.)
106	Ray Poage vs. G.B., 10/13/63 (3 rec.)
106	John Gilliam @ G.B., 10/29/72 (5 rec.)
106	Chuck Foreman @ N.O., 9/12/76 (7 rec.)
105	Paul Flatley vs. LA Rams, 11/7/65 (5 rec.)
105	John Gilliam @ LA Rams, 11/19/72 (4 rec.)
105	Chuck Foreman vs. NYJ, 10/12/75 (9 rec.)
104	Sammy White vs. Det., 10/9/77 (4 rec.)
103	Jerry Reichow vs. Chi., 9/17/61 (3 rec.)
103	Tom Hall @ G.B., 10/4/64 (7 rec.)
103	Ahmad Rashad @ S.F., 11/29/76 (6 rec.)
102	John Gilliam vs. Hou., 10/13/74 (2 rec.)
101	Gene Washington @ Bos., 12/13/70 (7 rec.)
101	Bob Grim @ G.B., 10/17/71 (7 rec.)
100	Sammy White @ Det., 9/30/79 (6 rec.)

Career 100-Yard Receiving Games

No.	Player	W-L
39	Cris Carter	29-10
22	Anthony Carter	12-10
19	Randy Moss	15-4
18	Jake Reed	7-11
13	John Gilliam	12-1
13	Sammy White	6-6-1
12	Ahmad Rashad	8-4
7	Paul Flatley	3-4
7	Hassan Jones	5-2
6	Gene Washington	4-2
4	Chuck Foreman	4-0
4	Joe Senser	2-2
3	Qadry Ismail	2-1
3	Bill Brown	2-1
3	Ted Brown	3-0
3	Leo Lewis	1-2
3	Mike Jones	2-1
2	Jerry Reichow	2-0
2	Tommy Mason	1-1
2	Charley Ferguson	0-2
2	Ray Poage	1-1
2	John Henderson	2-0
2	Bob Grim	2-0
2	Jim Lash	2-0
2	Rickey Young	0-2
2	Terry LeCount	1-1
2	Steve Jordan	1-1
1	Gordie Smith	0-1
1	Hugh McElhenry	0-1
1	Tom Hall	1-0
1	Jim Phillips	1-0
1	Sam McCullum	1-0
1	Tony Galbreath	0-1
1	Darrin Nelson	0-1
1	James Brim	0-1
1	Adrian Cooper	0-1

VIKINGS ALL-TIME SCORING

PLAYER	YRS	TDR	TDP	TDRt	FGM/FGA (type of return)	1PT	2PT	SAF	POINTS
Fred Cox, K, 1963-77	15	0	0	0	282/455	519/539	0	0	1,365
Cris Carter, WR, 1990-2000	11	0	104	0	-/-	-/-	5	0	634
Fuad Revez, K, 1990-95	5	0	0	0	133/171	199/201	0	0	598
Bill Brown, RB, 1962-74	13	52	23	1	(1 KO)	-/-	0	0	456
Chuck Foreman, RB, 1973-79	7	52	23	0	-/-	-/-	0	0	450
Gary Anderson, K, 1996-2000	3	0	0	0	76/88	150/150	0	0	378
Rick Danmeier, K, 1978-83	6	0	0	0	70/106	154/167	0	0	364
Anthony Carter, WR, 1985-93	9	2	52	0	-/-	-/-	0	0	324
Ted Brown, RB, 1979-86	8	40	13	0	-/-	-/-	0	0	318
Sammy White, WR, 1976-86	10	0	50	0	-/-	-/-	0	0	300
Chuck Nelson, K, 1986-88	3	0	0	0	55/77	128/133	0	0	293
Randy Moss, WR, 1998-2000	3	0	43	1	(1 PR)	-/-	0	0	270
Tommy Mason, RB, 1961-66	6	28	11	0	-/-	-/-	0	0	234
Robert Smith, RB, 1993-2000	8	32	6	0	-/-	-/-	1	0	230
Dave Osborn, RB, 1965-75	11	29	7	0	-/-	-/-	0	0	216
Ahmad Rashad, WR, 1975-82	7	0	34	0	-/-	-/-	0	0	204
Jake Reed, WR, 1991-99	9	0	32	0	-/-	-/-	0	0	192
Jan Stenerud, K, 1984-85	2	0	0	0	35/49	71/74	0	0	176
Steve Jordan, TE, 1982-94	13	1	28	0	-/-	-/-	0	0	174
John Gilliam, WR, 1972-75	4	1	27	0	-/-	-/-	0	0	168
Alfred Anderson, RB, 1984-91	8	22	5	0	-/-	-/-	0	0	162
Leroy Hoard, RB, 1996-99	4	26	1	0	-/-	-/-	0	0	162
Terry Allen, RB, 1990-94	5	23	3	0	-/-	-/-	0	0	158
Herschel Walker, RB, 1989-91	3	20	5	1	(1 KO)	-/-	0	0	156
Hassan Jones, WR, 1986-92	7	0	24	0	-/-	-/-	0	0	144
Rickey Young, RB, 1978-83	6	10	14	0	-/-	-/-	0	0	144
Darin Nelson, RB, 1982-89, 91-92	10	18	5	0	-/-	-/-	0	0	138
Gene Washington, WR, 1967-72	6	0	23	0	-/-	-/-	0	0	138
Fran Tarkenton, QB, 1961-66, 72-78	13	22	0	0	-/-	-/-	0	0	132
Clinton Jones, RB, 1967-72	6	19	0	1	(1 KO)	-/-	0	0	120
Rich Karlis, K, 1989	1	0	0	0	31/39	27/28	0	0	120
Jerry Reichow, WR, 1961-64	4	0	19	0	-/-	-/-	0	0	114
Allen Rice, RB, 1984-90	7	13	6	0	-/-	-/-	0	0	114
Benny Ricardo, K, 1983-84	2	0	0	0	25/33	33/34	0	0	108
Stu Voigt, TE, 1970-80	11	1	17	0	-/-	-/-	0	0	108
Paul Flatley, WR, 1963-67	5	0	17	0	-/-	-/-	0	0	102
Leo Lewis, WR, 1981-91	11	0	16	0	-/-	-/-	0	0	96
Joe Senser, TE, 1979-84	4	0	16	0	-/-	-/-	0	0	96
Scott Sisson, K, 1996	1	0	0	0	22/29	30/30	0	0	96
John Beasley, TE, 1967-73	7	0	12	1	(1 FR)	-/-	0	0	78
Rick Fenney, RB, 1987-91	5	11	2	0	-/-	-/-	0	0	78
Gordon Smith, TE, 1961-65	5	0	13	0	-/-	-/-	0	0	78
Qadry Ismail, WR, 1993-95	4	0	12	0	-/-	-/-	0	0	72
Jim Lindsey, RB, 1966-72	7	6	4	1	(1 FR)	-/-	0	0	66
Ed Maninaro, RB, 1972-75	4	4	7	0	-/-	-/-	0	0	66
Mike Mercer, K, 1961-62	2	0	0	0	9/26	39/40	0	0	66
Oscar Reed, RB, 1968-74	7	8	3	0	-/-	-/-	0	0	66
Jim Christopherson, K, 1962	1	0	0	0	11/20	28/28	0	0	61
Donald Igwebulike, K, 1990	1	0	0	0	14/16	19/19	0	0	61
Brent McClanahan, RB, 1973-80	7	6	4	0	-/-	-/-	0	0	60
Eddie Murray, K, 1997	1	0	0	0	12/17	23/24	0	0	59
D.J. Dozier, RB, 1987-91	5	7	2	0	-/-	-/-	0	0	54
Tony Galbreath, RB, 1981-83	3	7	2	0	-/-	-/-	0	0	54
Andrew Glover, TE, 1997-99	3	0	9	0	-/-	-/-	0	0	54
Bob Grim, WR, 1967-71, 76-77	7	0	9	0	-/-	-/-	0	0	54
John Henderson, WR, 1968-72	5	0	9	0	-/-	-/-	0	0	54
Tommy Kramer, QB, 1977-89	13	8	1	0	-/-	-/-	0	0	54
Vaade Wilson, QB, 1981-91	11	9	0	0	-/-	-/-	0	0	54
Hal Bedsole, TE, 1964-66	3	0	8	0	-/-	-/-	0	0	48
Robert Miller, RB, 1975-80	6	7	1	0	-/-	-/-	0	0	48
Bob Bruer, TE, 1980-84	4	0	7	0	-/-	-/-	0	0	42
Daunte Culpepper, QB, 1999-00	2	7	0	0	-/-	-/-	0	0	42
Scottie Graham, RB, 1993-96	4	7	0	0	-/-	-/-	0	0	42
Tom Hall, WR, 1964-66, 68-69	5	0	7	0	-/-	-/-	0	0	42
Jim Phillips, WR, 1965-67	3	0	7	0	-/-	-/-	0	0	42
Amp Lee, RB, 1994-96	3	2	5	0	-/-	-/-	0	0	42
Terry LeCount, WR, 1979-83	5	0	7	0	-/-	-/-	0	0	42
Hugh McElhenny, RB, 1961-62	2	3	3	1	-/-	-/-	0	0	42
Roger Craig, RB, 1992-93	2	5	1	0	-/-	-/-	0	0	36

PLAYER	YRS	TDR	TDP	TDR%	FGM/FGA	1PT	2PT	SAF	POINTS
					(type of return)				
Charley Ferguson, WR, 1962	.1	0	6	0	:-	:-	0	0	36
Ed Sharockman, S, 1962-72	.11	0	0	6	(3 INT, 2 BP, 1 FR)	:-	0	0	36
Charles Evans, RB, 1993-98	.6	4	1	0	:-	:-	0	0	32
Greg Davis, K, 1997	.1	0	0	0	7/10	10/10	0	0	31
Jim Gustafson, WR, 1985-90	.6	0	5	0	:-	:-	0	0	30
Mike A. Jones, WR, 1983-85	.3	0	5	0	:-	:-	0	0	30
Joe Kapp, QB, 1967-69	.3	5	0	0	:-	:-	0	0	30
Sam McCullum, WR, 1974-75, 82-83	.4	0	5	0	:-	:-	0	0	30
Mike Mularkey, TE, 1983-88	.6	0	5	0	:-	:-	0	0	30
David Palmer, RB, 1994-2000	.7	1	1	3	(2 FR, 1 KO)	:-	0	0	30
Bob Tucker, TE, 1977-80	.4	0	5	0	:-	:-	0	0	30
Bobby Bryant, CB, 1968-80	.13	0	0	4	(3 INT, 1 FR)	:-	0	0	24
Joey Browner, S, 1983-91	.9	0	0	4	(3 INT, 1 FR)	:-	0	0	24
Preston Carpenter, WR, 1966	.4	0	4	0	:-	:-	0	0	24
Matthew Hatchette, WR, 1997-2000	.4	0	4	0	:-	:-	0	0	24
Paul Krause, S, 1968-79	.12	0	0	4	(2 INT, 2 FR)	:-	0	0	24
Jim Lash, WR, 1973-76	.4	0	3	1	(1 FR)	:-	0	0	24
Anthony Parker, CB, 1992-94	.3	0	0	4	(2 FR, 1 INT)	:-	0	0	24
Orlando Thomas, S, 1995-2000	.6	0	0	4	(2 FR, 2 INT)	:-	0	0	24
Mel Triplett, RB, 1961-62	.2	3	1	0	:-	:-	0	0	24
DeWayne Washington, CB, 1994-97	.4	0	0	4	(3 INT, 1 FR)	:-	0	0	24
Tom Wilson, RB, 1963	.1	4	0	0	:-	:-	0	0	24
Andrew Jordan, TE, 1994-97, 99-00	.6	0	3	0	:-	:-	2	0	22
Mike Merrileather, LB, 1989-92	.4	0	0	3	(2 INT, 1 FR)	:-	0	1	20
Chris Walsh, WR, 1994-2000	.7	0	3	0	:-	:-	0	1	20
Moe Williams, RB, 1996-2000	.5	2	0	1	:-	:-	1	0	20
Roy Winston, LB, 1962-76	.15	0	0	3	(2 FR, 1 INT)	:-	0	1	20
James Brim, WR, 1987	.1	1	2	0	:-	:-	0	0	18
Rich Gannon, QB, 1987-92	.6	3	0	0	:-	:-	0	0	18
Rip Hawkins, LB, 1961-65	.5	0	0	3	(3 INT)	:-	0	0	18
Carl Hilton, TE, 1986-89	.4	0	3	0	:-	:-	0	0	18
Jimmy Hitchcock, CB, 1998-99	.2	0	0	3	(3 INT)	:-	0	0	18
Audray McMillan, CB, 1989-93	.5	0	0	3	(3 INT)	:-	0	0	18
Johnny McWilliams, TE, 2000	.1	0	3	0	:-	:-	0	0	18
Chris Doleman, DE, 1985-93, '99	.10	0	0	2	(2 INT)	:-	0	2	16
Brad Johnson, QB, 1992-98	.7	1	1	0	:-	:-	0	2	16
Alan Page, DT, 1967-78	.12	0	0	2	(1 FR, 1 INT)	:-	0	2	16
Wally Hilgenberg, LB, 1968-79	.12	0	0	2	(1 INT, 1 BP)	:-	0	1	14
Issiac Holt, CB, 1985-89	.5	0	0	2	(1 INT, 1 BP)	:-	0	1	14
Henry Thomas, DT, 1987-94	.8	0	0	2	(2 FR)	:-	0	1	14
TEAM, 1961-2000	.40	0	0	0	:-	:-	0	7	14
Matt Blair, LB, 1974-85	.12	0	0	2	(1 BP, 1 FR)	:-	0	0	12
Terry Brown, S, 1972-75	.4	0	0	2	(1 INT, 1 FR)	:-	0	0	12
Billy Butler, RB/S, 1962-64	.3	0	0	2	(1 INT, 1 FR)	:-	0	0	12
Dale Hackbart, CB, 1966-70	.5	0	0	2	(2 INT)	:-	0	0	12
Raymond Hayes, RB, 1961	.1	2	0	0	:-	:-	0	0	12
Carlos Jenkins, LB, 1991-94	.4	0	0	2	(1 INT, 1 FR)	:-	0	0	12
Charlie Johnson, NT, 1982-84	.3	0	0	2	(2 FR)	:-	0	0	12
Sammy Johnson, RB, 1976-78	.3	2	0	0	:-	:-	0	0	12
Mike Alonzo Jones, TE, 1990-91	.2	0	2	0	:-	:-	0	0	12
Phil King, RB, 1965-68	.2	0	2	0	:-	:-	0	0	12
Bob Lee, QB, 1969-72, 75-78	.8	2	0	0	:-	:-	0	0	12
Carl Lee, CB, 1983-93	.11	0	0	2	(2 INT)	:-	0	0	12
Earnest Mackbee, CB, 1965-69	.5	0	0	2	(1 INT, 1 FR)	:-	0	0	12
Chris Martin, LB, 1983-88	.5	0	0	2	(2 FR)	:-	0	0	12
Doug Mayberry, RB, 1961-62	.2	1	1	0	:-	:-	0	0	12
Dave Middleton, WR, 1961	.1	0	2	0	:-	:-	0	0	12
Najee Mustafa, CB, 1987-92	.6	0	0	2	(1 INT, 1 FR)	:-	0	0	12
Al Noga, DE, 1988-92	.5	0	0	2	(1 INT, 1 FR)	:-	0	0	12
Brent Novoselsky, TE, 1989-94	.6	0	2	0	:-	:-	0	0	12
Ray Poage, WR, 1963	.1	0	2	0	:-	:-	0	0	12
Dwayne Rudd, LB, 1997-00	.4	0	0	2	(2 FR)	:-	0	0	12
Willie Teal, CB, 1980-86	.7	0	0	2	(1 INT, 1 FR)	:-	0	0	12
Mike Tice, TE, 1992-93, '95	.3	0	2	0	:-	:-	0	0	12
Barry Word, RB, 1993	.1	2	0	0	:-	:-	0	0	12
Teddy Garcia, K, 1989	.1	0	0	0	1/5	8/8	0	0	11
Carl Eller, DE, 1964-78	.15	0	0	1	(1 FR)	:-	0	2	10
Randy Holloway, DE, 1978-84	.6	0	0	1	(1 FR)	:-	0	2	10
Tommy Hannon, S, 1977-84	.8	0	0	1	(1 INT)	:-	0	2	10
Randall Cunningham, QB, 1997-99	.3	1	0	0	:-	:-	0	1	8
Jim Marshall, DE, 1961-79	.19	0	0	1	(1 FR)	:-	0	1	8

PLAYER	YRS	TDR	TDP	TDR1	FGM/FGA (type of return)	1PT	2PT	SAF	POINTS
Jim Prestel, DE, 1961-65	.5	0	0	1	(1 INT)	-/-	0	1	8
Dale Dawson, K, 1987	.1	0	0	0	1/5	4/4	0	0	7
Nate Allen, CB, 1976-78	.3	0	0	1	(1 BP)	-/-	0	0	6
Walker Lee Ashley, LB, 1983-88, '90	.7	0	0	1	(1 INT)	-/-	0	0	6
Bill Barnes, RB, 1965-66	.2	1	0	0	-/-	-/-	0	0	6
Jim Boylan, WR, 1963-64	.2	0	1	0	-/-	-/-	0	0	6
Jeff Brady, LB, 1985-97	.3	0	0	1	(1 FR)	-/-	0	0	6
Dwight Collins, WR, 1984	.1	0	1	0	-/-	-/-	0	0	6
Steve Craig, TE, 1974-78	.5	0	1	0	-/-	-/-	0	0	6
Carlester Crumpler, TE, 1999	.1	0	1	0	-/-	-/-	0	0	6
John Davis, TE, 2000	.1	0	1	0	-/-	-/-	0	0	6
Jack Del Rio, LB, 1992-95	.4	0	0	1	(1 INT)	-/-	0	0	6
Oscar Donahue, TE, 1962	.1	0	1	0	-/-	-/-	0	0	6
Braid Edwards, S, 1988-89	.2	0	0	1	(1 INT)	-/-	0	0	6
David Frisch, TE, 1996	.1	0	1	0	-/-	-/-	0	0	6
Corey Fuller, CB, 1995-98	.4	0	0	1	(1 FR)	-/-	0	0	6
Jim Hargrove, LB, 1967-70	.4	0	0	1	(1 BP)	-/-	0	0	6
Darryl Harris, RB, 1988	.1	1	0	0	-/-	-/-	0	0	6
James Harris, DE, 1993-95	.3	0	0	1	(1 FR)	-/-	0	0	6
Keith Henderson, RB, 1992	.1	1	0	0	-/-	-/-	0	0	6
David Huffman, G/T, 1979-83, 85-90	.11	0	0	1	(1 BP)	-/-	0	0	6
Don Hultz, DE, 1963	.1	0	0	1	(1 INT)	-/-	0	0	6
Darryl Ingram, TE, 1989	.1	0	1	0	-/-	-/-	0	0	6
Alfred Jackson, CB, 1995-96	.2	0	0	1	(1 INT)	-/-	0	0	6
Joe Johnson, WR, 1992	.1	0	1	0	-/-	-/-	0	0	6
Kurt Knoff, S, 1979-82	.4	0	0	1	(1 INT)	-/-	0	0	6
Kent Kramer, TE, 1969-70	.2	0	2	0	-/-	-/-	0	0	6
Amos Martin, LB, 1972-76	.5	0	0	1	-/-	-/-	0	0	6
Billy Martin, TE, 1968	.1	0	1	0	-/-	-/-	0	0	6
Mike McGill, LB, 1968-70	.3	0	0	1	(1 FR)	-/-	0	0	6
Lamar McGriigs, S, 1993-94	.2	0	0	1	(1 INT)	-/-	0	0	6
Fred McNeill, LB, 1974-83	.12	0	0	1	(1 BP)	-/-	0	0	6
Bill McWatters, RB, 1964	.1	1	0	0	-/-	-/-	0	0	6
Keith Millard, DT, 1985-91	.7	0	0	1	(1 FR)	-/-	0	0	6
Kevin Miller, WR, 1978-80	.3	0	1	0	-/-	-/-	0	0	6
Tim Newton, DT, 1985-89	.5	0	0	1	(1 FR)	-/-	0	0	6
Keith Nord, S, 1979-85	.6	0	0	1	(1 KO)	-/-	0	0	6
Doug Paschal, RB, 1980-81	.2	1	0	0	-/-	-/-	0	0	6
Eddie Payton, RB, 1980-82	.3	0	0	1	(1 KO)	-/-	0	0	6
Bob Reed, RB, 1962-63	.2	0	1	0	-/-	-/-	0	0	6
Mike Reilly, LB, 1963	.1	0	0	1	(1 BP)	-/-	0	0	6
Lance Rentzel, WR, 1965-66	.2	0	0	1	(1 KO)	-/-	0	0	6
George Rose, CB, 1964-66	.3	0	0	1	(1 INT)	-/-	0	0	6
Bob Schneider, WR, 1961	.1	0	1	0	-/-	-/-	0	0	6
Todd Scott, S, 1991-94	.4	0	0	1	(1 INT)	-/-	0	0	6
Norm Sneed, QB, 1971	.1	1	0	0	-/-	-/-	0	0	6
Jesse Solomon, LB, 1986-89	.4	0	0	1	(1 INT)	-/-	0	0	6
Steve Stonebreaker, TE, 1962-63	.2	0	1	0	-/-	-/-	0	0	6
Robert Tate, WR/CB, 1997-2000	.4	0	0	1	(1 KO)	-/-	0	0	6
John Turner, S, 1978-83, '85, '87	.8	0	0	1	(1 INT)	-/-	0	0	6
Ron Vanderkelen, QB, 1963-67	.5	1	0	0	-/-	-/-	0	0	6
A.D. Williams, WR, 1961	.1	0	1	0	-/-	-/-	0	0	6
Lonnie Warwick, LB, 1965-72	.8	0	0	1	(1 BP)	-/-	0	0	6
Charlie West, S, 1968-73	.6	0	0	1	(1 FR)	-/-	0	0	6
Jeff Womack, RB, 1987	.1	0	1	0	-/-	-/-	0	0	6
Nate Wright, CB, 1971-80	.10	0	0	1	(1 FR)	-/-	0	0	6
Autrey Beamon, S, 1975-76	.2	0	0	0	-/-	-/-	0	1	2
Ray Berry, LB, 1987-92	.6	0	0	0	-/-	-/-	0	1	2
Joe Blahak, CB, 1974-75, '77	.3	0	0	0	-/-	-/-	0	1	2
Mark Dusbabek, LB, 1989-92	.4	0	0	0	-/-	-/-	0	1	2
Neil Elishire, DE, 1981-86	.6	0	0	0	-/-	-/-	0	1	2
Jim Leo, DE, 1961-62	.2	0	0	0	-/-	-/-	0	1	2
Mark Mullarney, DE, 1975-87	.13	0	0	0	-/-	-/-	0	1	2
Robin Sendlein, LB, 1981-84	.4	0	0	0	-/-	-/-	0	1	2
Joe Stepanek, DT, 1987	.1	0	0	0	-/-	-/-	0	1	2
Walt Williams, CB, 1981	.1	0	0	0	-/-	-/-	0	1	2

VIKINGS ALL-TIME PASSING

QUALIFIERS- 500+ ATTEMPTS

PLAYER	ATT	COMP	PCT.	YARDS	TD	INT	LG	SK/YDS	QB RATING
Randal Cunningham (1997-99)	713	427	59.9	5,680	48	23	67	42/293	94.2
Brad Johnson (1992-98)	937	582	62.1	6,463	44	29	82	48/339	85.3
Warren Moon (1994-96)	1,454	882	60.7	10,102	58	42	85	86/634	82.9
Rian Tarkenton (1981-86, '72-78)	4,569	2,635	57.7	33,098	239	194	89	417/3,880	80.2
Rich Gannon (1987-92)	1,003	561	55.9	6,457	40	36	78	81/478	73.9
Wade Wilson (1981-91)	1,665	929	55.8	12,135	66	75	75	151/1,069	73.4
Tommy Kramer (1977-89)	3,648	2,011	55.1	24,775	159	157	76	248/1,586	73.3
Steve Dik (1979-84)	623	336	53.9	3,867	15	18	68	49/349	68.8
Gary Cuozzo (1968-71)	556	276	49.6	3,552	18	23	52	46/334	63.7
Joe Kapp (1967-69)	669	351	50.2	4,807	37	47	85	82/676	62.3

NON-QUALIFIERS- <500 ATTEMPTS

Daunte Culpepper (1999-00)	474	297	62.7	3,937	33	16	78	34/181	98.0
Jeff George (1999)	329	191	58.1	2,816	23	12	80	28/228	94.2
Sean Salisbury (1990-94)	404	228	56.4	2,772	14	9	55	28/199	80.2
Jim McMahon (1993)	331	200	60.4	1,967	9	8	58	23/104	76.2
Bob Lee (1969-72, '75-78)	306	159	52.0	2,153	15	17	63	30/221	67.8
Archie Manning (1983-84)	94	52	55.3	545	2	3	56	18/153	66.4
George Shaw (1961)	91	46	50.5	530	4	4	42	14/122	64.8
Tony Adams (1987)	87	49	56.0	607	3	5	63	19/130	64.3
Bob Berry (1965-67, '73-76)	124	63	50.8	708	7	8	52	17/131	59.4
Ron Vanderkelen (1963-67)	252	107	42.2	1,375	6	11	53	25/224	48.7
Norm Sneed (1971)	75	37	49.3	470	1	6	55	7/67	40.3
Bubby Brister (2000)	20	10	50.0	82	0	1	20	1/5	40.0
Steve Bono (1985-86)	11	2	18.2	8	0	5	5	2/13	29.6
John McCormick (1962)	18	7	39.0	104	0	5	53	3/33	19.1

LESS THAN 10 ATTEMPTS

Keith Henderson (1992)	1	1	100.0	36	1	0	36	0/0	158.3
Randy Moss (1998-00)	1	1	100.0	27	1	0	27	0/0	158.3
Darrin Nelson (1982-89, '91-92)	1	1	100.0	25	1	0	25	0/0	158.3
D.J. Dozier (1987-91)	1	1	100.0	19	1	0	19	0/0	145.9
Jay Walker (1996-97)	2	2	100.0	31	0	0	19	0/0	118.8
Hassan Jones (1986-92)	1	1	100.0	18	0	0	18	0/0	118.8
Paul Krause (1968-69)	2	1	50.0	11	1	0	11	0/0	106.3
Phil King (1965-66)	1	1	100.0	9	0	0	9	0/0	104.2
Mike Eischeid (1972-74)	1	1	100.0	6	0	0	6	0/0	91.7
Bill Cappelman (1970)	7	4	57.1	49	0	0	26	0/0	78.8
Herschel Walker (1989-91)	2	1	50.0	12	0	0	12	0/0	68.5
Fred Cox (1963-77)	1	1	100.0	-1	0	0	-1	0/0	62.5
Alfred Anderson (1984-90)	9	4	44.4	112	2	1	43	2/8	59.3
Tommy Mason (1961-66)	4	1	25.0	30	1	2	30	0/0	58.4
Bill Brown (1962-74)	2	1	50.0	3	0	0	3	0/0	50.0
Jamie Caleb (1961)	1	0	0.0	0	0	0	0	0/0	39.6
Anthony Carter (1985-93)	1	0	0.0	0	0	0	0	0/0	39.6
Greg Coleman (1978-87)	1	0	0.0	0	0	0	0	0/0	39.6
Bob Grim (1967-71, '76-77)	1	0	0.0	0	0	0	0	0/0	39.6
Jim Lash (1973-76)	1	0	0.0	0	0	0	0	0/0	39.6
Terry LeCount (1979-83)	1	0	0.0	0	0	0	0	0/0	39.6
Hugh McElhenry (1961-62)	1	0	0.0	0	0	0	0	0/0	39.6
Harry Newsome (1990-93)	1	0	0.0	0	0	0	0	0/0	39.6
Allen Rice (1984-90)	1	0	0.0	0	0	0	0	0/0	39.6
Mike Saxon (1994-95)	1	0	0.0	0	0	0	0	0/0	39.6
Joe Senise (1979-84)	1	0	0.0	0	0	0	0	0/0	39.6
Chris Walsh (1994-00)	1	0	0.0	0	0	0	0	0/0	39.6
David Palmer (1994-00)	0	0	0.0	0	0	0	0	1/2	39.6
Jay Fiedler (1998)	7	3	42.9	41	0	1	19	0/0	22.6
Larry Miller (1987)	6	1	16.7	2	0	1	2	0/0	0.0
Jerry Reichow (1961-64)	3	0	0.0	0	0	1	0	0/0	0.0
Mitch Berger (1996-00)	1	0	0.0	0	0	1	0	0/0	0.0
Ted Brown (1979-86)	1	0	0.0	0	0	1	0	0/0	0.0

VIKINGS ALL-TIME RECEIVING

PLAYER	REC.	YARDS	AVG.	TD					
Chris Carter (1990-00)	391	11,512	12.4	104	Charley Ferguson (1982)	14	364	26.0	6
Steve Jordan (1982-94)	498	6,307	12.7	28	Carroll Dale (1973)	14	192	13.7	0
Anthony Carter (1985-93)	478	7,635	16.0	52	Marlin McKeever (1967)	14	184	13.1	0
Ahmad Rashad (1976-82)	400	5,489	13.7	34	Mike Tice (1992-93, '95)	14	126	9.0	2
Sammy White (1976-86)	393	6,400	16.3	50	Phil King (1965-66)	14	120	8.6	2
Jake Reed (1991-99)	386	6,124	15.9	32	Brent Novoselsky (1989-94)	14	108	7.7	2
Ted Brown (1979-86)	339	2,850	8.4	13	A.D. Williams (1961)	13	174	13.4	1
Chuck Foreman (1973-79)	336	3,057	9.1	23	Dave Casper (1983-84)	13	172	13.2	0
Rickey Young (1978-83)	292	2,255	7.6	14	Doug Mayberry (1961-62)	13	118	9.1	1
Bill Brown (1962-74)	284	3,177	11.2	23	Steve Stonebreaker (1962-63)	12	227	18.9	1
Darrin Nelson (1982-89, '91-92)	251	2,202	8.8	5	Mel Triplett (1961-62)	12	71	5.9	1
Randy Moss (1998-00)	226	4,163	18.4	43	Dwight Collins (1984)	11	143	13.0	1
Hassan Jones (1986-92)	222	3,733	16.8	24	Hunter Goodwin (1996-98)	11	101	9.2	0
Paul Flatley (1963-67)	202	3,222	16.0	17	M Denson (1971)	10	125	12.5	0
Leo Lewis (1981-91)	181	2,924	16.1	16	Moe Williams (1996-00)	10	121	12.1	0
Robert S. Smith (1993-00)	178	1,292	7.3	6	Billy Martin (1968)	10	101	10.1	1
Siu Voigt (1970-80)	177	1,919	10.8	17	Barry Word (1993)	9	105	11.7	0
Dave Osborn (1965-75)	173	1,412	8.2	7	Buster Rhymes (1985-87)	8	149	18.6	0
Gene Washington (1967-72)	172	3,087	18.0	23	Doug Kingslater (1973-75)	7	116	16.6	0
Amp Lee (1994-96)	170	1,348	7.9	5	Tom Wilson (1963)	7	48	6.9	0
John Gilliam (1872-75)	165	3,297	20.0	27	Bob Brown (1971)	6	141	20.8	0
Joe Senser (1979-84)	165	1,822	11.0	16	Jim Boylan (1963-64)	6	78	13.0	1
Tommy Mason (1961-66)	151	1,689	11.2	11	Bob Schneider (1961)	6	70	11.7	1
Jerry Reichow (1961-64)	144	2,183	15.2	19	Sam Harrell (1980-82, '87)	6	43	7.2	0
Ed Mannano (1972-75)	125	1,088	8.1	7	Sammy Johnson (1976-78)	6	43	7.2	0
Qadry Ismail (1993-96)	118	1,856	15.7	12	Darryl Hams (1988)	6	30	5.0	0
John Beasley (1967-73)	115	1,242	10.8	12	Billy Butler (1962-64)	5	97	19.4	0
Alfred Anderson (1984-91)	114	1,042	9.1	5	John Holland (1974)	5	84	16.8	0
Brent McClanahan (1973-80)	107	772	7.2	4	Doug Cunningham (1979)	5	50	10.0	0
Allen Rice (1984-90)	100	1,066	10.6	6	Darryl Ingram (1989)	5	47	9.4	1
Bob Glin (1967-71, '76-77)	96	1,414	14.8	9	Jeff Wornack (1987)	5	46	8.1	1
Andrew Glover (1997-99)	95	1,227	12.9	9	Mark Keller (1976-78)	5	17	3.4	0
Bob Tucker (1977-80)	95	1,045	11.0	5	Keith Henderson (1992)	4	60	15.0	0
Robert Miller (1975-80)	95	771	8.1	1	Olinda Truitt (1993)	4	40	10.0	0
Andrew Jordan (1994-97, '99-00)	94	752	8.0	3	Bill Barnes (1965-66)	4	35	8.8	0
Oscar Reed (1968-74)	92	676	7.4	3	Steve Finch (1987)	3	54	18.0	0
Mike Anthony Jones (1983-85)	90	1,327	14.7	5	Tom Adams (1962)	3	51	17.0	0
Herschel Walker (1989-91)	86	681	7.9	9	Kent Kramer (1969-70)	3	47	15.7	1
John Henderson (1968-72)	81	1,330	16.2	9	Ricky Parks (1987)	3	46	15.3	0
Tom Hall (1964-66, '68-69)	81	1,163	14.4	7	Dick Haley (1961)	3	43	14.3	0
Tony Galbreath (1981-83)	80	645	8.0	2	Leon Clarke (1963)	3	34	11.3	0
Terry LeCount (1979-83, '87)	79	1,225	15.5	7	John Henry Mills (1999)	3	30	10.0	0
Charles Evans (1993-98)	78	531	6.8	1	Mardy McDole (1981-83)	3	29	9.7	0
Jim Lash (1973-76)	75	1,252	16.7	3	David Frisch (1996)	3	27	9.0	1
Dale Palmer (1994-00)	73	631	8.6	1	Phil Frye (1987)	3	25	7.2	0
Terry Allen (1990-94)	72	675	9.4	3	Jesse Clarke (1989-90)	3	18	6.0	0
Rick Fenney (1987-91)	71	628	8.8	2	Carl Hinton (1986-89)	3	17	5.6	3
Jim Phillips (1965-67)	68	1,091	16.0	7	Will Sherman (1961)	2	40	20.0	0
Leroy Hoard (1996-99)	60	577	9.6	1	Carlester Crumpler (1999)	2	35	17.5	1
Gordon Smith (1961-65)	57	1,277	22.4	13	Willie Gillespie (1987)	2	28	14.0	0
Jim Lindsey (1966-72)	56	632	11.3	4	Clint Hasling (1975)	2	28	14.0	0
Hugh McElhenry (1961-62)	53	474	8.9	3	Rhett Dawson (1973)	2	24	12.0	0
Adrian Cooper (1994-95)	50	570	11.4	0	Gary Ballman (1973)	2	22	11.0	0
Bob Bruer (1980-84)	46	455	9.8	7	Ron Daugherty (1987)	2	21	10.5	0
Chris Walsh (1994-00)	44	480	10.8	3	Robert Tate (1997-00)	2	20	10.0	0
Matthew Hatchette (1997-00)	43	640	14.9	4	Doug Paschel (1980-81)	2	18	9.0	0
Sam McCullum (1974-75, '82-83)	42	608	14.4	5	Steve Harris (1987)	2	17	8.5	0
Mike Mularkey (1983-88)	42	464	11.0	5	Brett Wilson (1987)	2	14	7.0	0
Roger Craig (1992-93)	41	333	8.1	1	Andre Thomas (1987)	2	13	6.5	0
Jim Gustafson (1985-90)	38	491	12.9	5	Lance Rentzel (1965-66)	2	10	5.0	0
D.J. Dozier (1987-91)	32	298	9.3	2	Mike Alonzo Jones (1990-91)	2	8	4.0	2
Clinton Jones (1967-72)	31	306	9.9	0	Adam Walker (1987)	2	3	1.5	0
Dave Middleton (1961)	30	444	14.8	2	Bill McWatters (1964)	2	1	0.5	0
Greg DeLong (1995-98)	30	205	6.8	0	Jamie Caleb (1961)	2	8	4.0	0
Preston Carpenter (1966)	27	487	17.3	4	Eric Guilford (1993-94)	1	45	45.0	0
Hal Bedsole (1964-66)	26	418	16.1	8	Kevin Miller (1978-80)	1	35	35.0	1
Johnny McWilliams (2000)	22	180	8.2	3	Art Powell (1968)	1	31	31.0	0
Joe Johnson (1992)	21	211	10.0	1	Harry Washington (1978)	1	24	24.0	0
Scottie Graham (1993-98)	19	125	6.6	0	Ted Dean (1964)	1	23	23.0	0
James Brim (1987)	18	282	15.7	2	Tommy Kramer (1977-89)	1	23	20.0	1
Steve Craig (1974-78)	18	172	9.6	1	Marc May (1987)	1	22	22.0	0
John Davis (2000)	17	202	11.9	1	Tom Michel (1964)	1	14	14.0	0
Bob Reed (1962-63)	17	174	10.2	1	Larry Vargo (1964-65)	1	13	13.0	0
Derek Tennell (1992-93)	17	134	7.9	0	Bill Harris (1969-70)	1	12	12.0	0
Oscar Donahue (1962)	16	285	17.8	1	Don Hasselbeck (1984)	1	10	10.0	0
Raymond Hayes (1961)	16	121	7.6	0	Ed Shenk (1987)	1	10	10.0	0
Jim Kleinsasser (1999-00)	16	111	6.9	0	Robert Steele (1979)	1	10	10.0	0
Ray Poage (1963)	15	354	23.6	2	Jay Carroll (1985)	1	8	8.0	0
					Leonard Moore (1987)	1	8	8.0	0

Nate Wright (1971-80)	1	6	6.0	0
Bob Goodridge (1968)	1	5	5.0	0
Robert Green (1997)	1	5	5.0	0
Troy Walters (2000)	1	5	5.0	0
Ron Vary (1968-81)	1	5	5.0	0
Jarvis Redwine (1981-83)	1	4	4.0	0
Danta Whitaker (1992)	1	4	4.0	0
Ed White (1969-77)	0	3	0.0	0
John Gore (1993-96)	1	3	3.0	0
Brad Johnson (1992-98)	1	3	3.0	1
James Stewart (1995-96)	1	3	3.0	0
Jimmy Edwards (1979)	1	2	2.0	0
Harold Morrow (1996-00)	1	2	2.0	0
John Ward (1970-74)	1	1	1.0	0
Rich Gannon (1987-92)	1	0	0.0	0
Korey Stringer (1995-00)	1	-1	-1.0	0
Randall Cunningham (1997-99)	1	-3	-3.0	0
Fran Tarkenton (1961-66, '72-78)	0	-12	-	0

VIKINGS ALL-TIME RUSHING

PLAYER	ATT.	YARDS	AVG.	TD
Robert Smith (1993-00)	1,411	6,818	4.8	32
Chuck Foreman (1973-79)	1,529	5,879	3.8	52
Bill Brown (1962-74)	1,627	5,757	3.5	52
Ted Brown (1979-86)	1,117	4,546	4.1	40
Dave Osborn (1965-75)	1,172	4,320	3.7	29
Darrin Nelson (1982-89, '91-92)	981	4,231	4.3	18
Tommy Mason (1961-66)	761	3,252	4.3	28
Terry Allen (1990-94)	641	2,795	4.4	23
Fran Tarkenton (1961-66, '72-78)	453	2,543	5.6	22
Alfred Anderson (1984-91)	626	2,374	3.8	22
Herschel Walker (1989-91)	551	2,264	4.1	20
Clinton Jones (1967-72)	546	2,008	3.7	19
Oscar Reed (1968-74)	490	1,968	4.0	8
Rickey Young (1978-83)	554	1,744	2.9	10
Leroy Hoard (1996-99)	438	1,689	3.9	26
Rick Fenney (1987-91)	358	1,508	4.2	11
Scottie Graham (1993-96)	349	1,239	3.6	7
Rebert McClanahan (1973-80)	367	1,207	3.3	6
Ed Manara (1972-75)	306	1,007	3.3	4
Robert Miller (1975-80)	275	951	3.5	7
Allen Rice (1984-90)	307	934	3.0	13
Tony Galbreath (1981-83)	194	788	4.1	7
Hugh McElhenry (1961-62)	170	770	4.5	3
Rich Gannon (1987-92)	144	720	5.0	3
Wade Wilson (1981-91)	159	679	4.3	9
D.J. Dozier (1987-91)	163	643	3.9	7
Amp Lee (1994-96)	149	636	4.3	2
Mel Triplett (1961-62)	132	567	4.3	3
Jim Lindsey (1966-72)	177	558	3.2	6
Joe Kapp (1967-69)	99	540	5.5	5
Roger Craig (1992-93)	143	535	3.7	5
Tommy Kramer (1977-89)	213	524	2.5	8
Drumette Culppeper (1999-00)	92	476	5.2	7
Barry Word (1993)	142	458	3.2	2
Phil King (1965-66)	89	405	4.6	0
Charles Evans (1993-98)	118	364	3.1	4
Sammy Johnson (1976-78)	83	358	4.3	2
Raymond Hayes (1961)	73	319	4.4	2
Randall Cunningham (1997-99)	61	317	5.2	1
Doug Mayberry (1961-62)	87	314	3.6	1
Anthony Carter (1985-93)	47	290	6.2	2
Tom Wilson (1963)	73	282	3.8	4
Brad Johnson (1992-98)	92	233	2.5	1
Bob Lee (1969-72, '75-78)	87	198	2.3	2
Moe Williams (1996-00)	69	195	2.8	2
Bill Barnes (1965-66)	53	164	3.1	1
Darryl Harris (1988)	34	151	4.4	1
Bob Grim (1967-71, '76-77)	7	147	21.0	0
James Stewart (1995)	31	144	4.6	0
Warren Moon (1994-96)	69	143	2.1	0
John Gilliam (1972-75)	18	136	7.6	1
Tom Michel (1964)	39	129	3.3	0
David Palmer (1994-00)	35	123	3.5	1
Ron Vanderkelen (1963-67)	26	116	4.5	1
Keith Henderson (1992)	34	113	3.3	1
Bob Reed (1962-63)	27	110	4.1	0
Jesse Clark (1989-90)	26	105	4.1	0
Bobby Walden (1964-67)	9	100	11.1	0
Sammy White (1976-86)	18	97	5.3	0
Jim McMahon (1993)	33	96	2.9	0
Terry LeCount (1979-83, '87)	6	90	15.0	0

Gary Cuozzo (1968-71)	36	86	2.4	0
Greg Coleman (1978-87)	10	85	8.5	0
Mark Kellar (1976-78)	25	74	3.0	0
Steve Dils (1979-84)	24	73	3.0	0
Jarvis Redwine (1981-83)	17	70	4.1	0
Mike Anthony Jones (1983-85)	7	60	8.6	0
Bill McWatters (1964)	14	60	4.3	1
Billy Butler (1962-64)	22	59	2.7	0
Doug Paschal (1980-81)	15	53	3.5	1
Hassan Jones (1986-92)	5	52	10.4	0
Randy Moss (1998-00)	8	52	6.5	0
Jim Kleinsasser (1999-00)	12	43	3.6	0
Archie Manning (1983-84)	11	42	3.8	0
Jeff George (1999)	16	41	2.6	0
George Shaw (1981)	10	39	3.9	0
James Brim (1987)	2	36	18.0	1
Tony Adams (1987)	11	31	2.8	0
Ted Dean (1964)	5	30	6.0	0
Bobby Phillips (1995)	14	26	1.9	0
Joe Johnson (1992)	4	26	6.5	0
Billy Waddy (1984)	3	24	8.0	0
Adam Walker (1987)	5	24	4.8	0
Grady Alderman (1961-74)	0	22	22.0	0
Robert Green (1997)	6	22	3.7	0
Qadry Ismail (1993-96)	4	21	5.3	0
Bobby Brister (2000)	5	20	4.0	0
Cris Carter (1990-00)	9	20	2.2	0
Jeff Wornack (1987)	9	20	2.2	0
Cedric Smith (1990)	9	19	2.1	0
Leo Lewis (1981-91)	16	19	1.2	0
Ron Groce (1978)	3	18	6.0	0
Darrell Lester (1964)	4	18	4.5	0
Brett Wilson (1987)	5	16	3.2	0
Sam Harrell (1980-82, '87)	6	15	2.5	0
Eddie Payton (1980-82)	2	15	7.5	0
Wayne Wilson (1986)	8	14	1.8	0
Bob Berry (1965-67, '73-76)	5	13	2.6	0
Bill Harris (1969-70)	6	13	2.2	0
Jimmy Smith (1987)	7	13	1.9	0
Jamie Caleb (1961)	3	11	3.7	0
Leonard Moore (1987)	4	11	2.8	0
Earl Denney (1967-68)	2	9	4.5	0
Ahmad Rashad (1976-81)	1	8	8.0	0
Harold Morrow (1996-00)	5	8	1.6	0
Norm Sneed (1971)	5	6	1.0	1
Phil Frye (1987)	4	4	1.0	0
Steve Jordan (1982-94)	1	4	4.0	1
Robert Tate (1997-00)	1	4	4.0	0
John McCormick (1962)	2	4	2.0	0
Andre Thomas (1987)	6	4	0.7	0
Jim Young (1965-66)	3	4	1.3	0
Steve Harris (1987)	4	3	0.8	0
Dave Nelson (1984)	1	3	3.0	0
Troy Walters (2000)	1	3	3.0	0
Stu Voigt (1970-80)	2	3	1.5	1
Gordon Smith (1961-65)	1	2	2.0	0
Willie Spencer (1976)	4	2	0.5	0
Jeff Williams (1966)	1	2	2.0	0
Bob Ferguson (1963)	3	1	0.3	0
Larry Miller (1987)	1	1	1.0	0
Randall McDaniel (1988-99)	2	1	0.5	0
Joe Senser (1979-84)	2	1	0.5	0
Sean Salisbury (1990-94)	15	1	0.1	0
Mitch Berger (1996-00)	1	0	0.0	0
Al Denson (1971)	1	0	0.0	0
Paul Krause (1968-79)	1	0	0.0	0
Mike Saxon (1994)	1	0	0.0	0
Jeff Siemon (1972-82)	1	0	0.0	0
Lance Rentzel (1965-66)	1	-1	-1.0	0
Jim Gustafson (1985-89)	1	-2	-2.0	0
Harry Newsome (1990-93)	2	-2	-1.0	0
Tom Hall (1964-66, '68-69)	4	-4	-1.0	0
Jay Fieldier (1998)	4	-6	-1.5	0
Mike Mularkey (1983-88)	1	-6	-6.0	0
Bucky Scribner (1987-89)	2	-7	-3.5	0
Preston Carpenter (1966)	1	-10	-10.0	0
Jerry Reichow (1961-64)	1	-12	-12.0	0
Mike Eischeid (1972-74)	1	-13	-13.0	0
Dwight Collins (1984)	3	-14	-4.7	0
Mike Mercer (1981)	1	-32	-32.0	0

VIKINGS TEAM RECORDS

1961-77 - 14 games; 1978-00 - 16 games

Note: The 1982 regular season was reduced to nine games and the 1987 season to 15 games due to players' strike

GAMES WON

Most Consecutive Games Won
(Incl. postseason)

12 1969
10 1975
9 1973
9 1998

Most Consecutive Games Won
(Regular Season)

12 1969
10 1975
9 1973

Most Games Won, Season
(Incl. postseason)

16 1998
14 1969, 1973
13 1976

Most Games Won, Season
(Regular season)

15 1998
12 1969, 1970, 1973, 1975
11 1976, 1992, 2000

Most Consecutive Games Won,
Season (Incl. postseason)

12 1969
10 1975
9 1973
9 1998

Most Consecutive Games Won,
Season (Regular season)

12 1969
10 1975
9 1973

Most Consecutive Games Won,
Start of Season

10 1975
9 1973
7 1998, 2000

Most Consecutive Games Won,
End of Season

8 1998
3 1964, 1970, 1974, 1993, 1999
15 1974-76

Most Consecutive Home Games Won

14 1969-70
13 1988-90
13 1999-00

Most Consecutive Road Games Won

7 1970-71
7 1973-74

GAMES LOST

Most Consecutive Games Lost

7 1961
7 1961-62

Most Consecutive Games Without Victory

7 1961
7 1961-62
7 1962

Most Games Lost, Season

13 1984
11 1961
11 1962

Most Consecutive Home Games Lost

5 1966-67

Most Consecutive Home Games Without Victory

7 1966-67

Most Consecutive Away Games Lost

9 1961-62

Most Consecutive Away Games Without Victory

9 1961-62

SCORING

Most Points, Season

556 1998
412 1995
406 1988

Most Points, Opponent, Season

484 1984

Fewest Points, Season

187 1982
259 1979*

Fewest Points, Opponent, Season

133 1969
139 1979*

Most Points, Game

54 vs. Dal., 10/18/70
52 vs. Pitt., 11/23/69
52 vs. Balt., 9/28/69

Most Points, Opponent, Game

56 St. L., 10/6/63

Most Points, Both Teams, Game

87 @ Chi., 12/17/61 (Minn. 35, Chi. 52)
86 @ LA Rams, 11/19/72 (Minn. 45, LA Rams 41)

Fewest Points, Both Teams, Game

3 vs. G.B., 11/14/71 (Minn. 3, G.B. 0)

Most Points Overcome To Win Game

24 vs. S.F., 12/4/77
23 @ Phil., 12/1/85
21 @ S.F., 10/24/65
20 vs. Chi., 10/4/92

Most Points, Opponent,
Overcome To Win Game

21 @ Cin., 12/24/95
20 @ N.E., 11/13/94
19 @ Buf., 9/16/82

Most Points, First Half

35 vs. G.B., 9/28/86
34 vs. Dal., 10/18/70
34 vs. Chi., 11/25/90

Most Points, Opponent, First Half

41 vs. S.F., 9/8/83

Most Points, Both Teams, First Half

52 vs. S.F., 9/8/83
52 @ Det., 11/23/95

Most Points, Second Half

28 vs. Jack., 12/20/98
35 @ LA Rams, 11/19/72
35 vs. Pitt., 11/23/69

Most Points, Opponent, Second Half

35 vs. St.L., 10/6/63

Most Points, Both Teams, Second Half

56 @ LA Rams, 11/19/72

Most Points, First Quarter

28 vs. G.B., 9/28/86
21 vs. Det., 11/15/92
21 @ Dal., 11/26/98
21 vs. T.B., 10/3/99

Most Points, Opponent, First Quarter

21 @ Oak., 12/11/77
21 @ Oak., 12/17/78
21 @ Den., 11/18/84
21 @ Cin., 11/23/86
21 @ S.F., 12/18/95

Most Points, Both Teams, First Quarter

31 @ Cin., 11/23/86

Most Points, Second Quarter

28 vs. S.F., 9/29/63
28 vs. Atl., 9/14/68
28 vs. S.D., 11/28/99
24 vs. Det., 10/8/89

Most Points, Opponent, Second Quarter

28 @ S.F., 9/8/83

Most Points, Both Teams, Second Quarter

35 vs. S.F., 9/29/63
35 @ S.F., 10/24/65

Most Points, Third Quarter

24 @ Pitt., 9/24/95
21 @ S.F., 10/24/85
21 vs. Phil., 12/22/85
21 vs. Det., 9/13/87

Most Points, Opponent, Third Quarter

24 @ Chi., 9/19/85

Most Points, Both Teams, Third Quarter

31 @ Chi., 12/17/61

Most Points, Fourth Quarter

28 @ Phil., 12/1/85
24 @ Pitt., 11/26/67
24 vs. T.B., 11/30/86
24 vs. Jack., 12/20/98

Most Points, Opponent,

Fourth Quarter

28 @ Balt., 12/16/62
28 St.L., 10/6/63
28 G.B., 11/21/65
28 @ Chi., 9/17/89

Most Points, Both Teams,

Fourth Quarter

35 @ Balt., 12/16/62
35 @ Chi., 12/19/65
35 @ LA Rams, 11/19/72

Most Consecutive Games Scoring

181 1962-73
156 1991-Present
96 1973-80

Largest Margin of Victory

46 vs. Cle., 11/9/69 (51-3)
42 vs. N.O., 12/4/88 (45-3)
41 vs. Dal., 10/18/70 (54-13)
41 vs. Hou., 10/13/74 (51-10)
40 vs. Atl., 9/14/68 (47-7)
40 @ Dal., 11/13/88 (43-3)
40 vs. Jack., 12/20/98 (50-10)
38 vs. Balt., 9/28/69 (52-14)
38 vs. Pitt., 11/23/69 (52-14)
38 vs. Atl., 11/9/75 (38-0)

Largest Margin of Defeat

44 @ S.F., 12/8/84 (51-7)
38 @ Det., 12/12/81 (45-7)
36 @ LA Rams, 9/22/67 (39-3)
35 vs. Phil., 9/14/80 (42-7)
32 @ LA Rams, 10/24/77 (35-3)
31 @ Balt., 12/8/63 (41-10)
31 @ Det., 12/9/78 (45-14)
31 vs. S.F., 9/8/83 (48-17)
31 vs. Chi., 11/25/84 (34-3)
30 @ St.L., 11/4/79 (37-7)

TOUCHDOWNS

Most Touchdowns, Season

64 1998
49 1988
49 1999

Most Touchdowns, Opponent, Season

59 1984

Fewest Touchdowns, Season

23 1962
26 1993*

Fewest Touchdowns, Opponent, Season

14 1970
14 1971
24 1988*

Most Touchdowns, Game

7 vs. Balt., 9/28/69
7 vs. Pitt., 11/23/69
7 @ T.B., 10/23/88

Most Touchdowns, Opponent, Game

8 St.L., 10/6/63
7 @ Chi., 12/17/61

Most Touchdowns, Both Teams, Game

12 @ Chi., 12/17/61

Most Consecutive Games Scoring

Touchdown

88 1995-present
55 1962-66
45 1973-77

POINT AFTER TOUCHDOWNS

Most Point After Touchdowns, Season

59 1998
48 1988
46 1975
46 1999

Most Point After Touchdowns,

Opponent, Season

58 1984

Most Point After Touchdowns, Game

7 vs. Balt., 9/28/69
7 vs. Pitt., 11/23/69
7 @ T.B., 10/23/88

Most Point After Touchdowns,

Opponent, Game

8 @ St. L., 10/6/63
7 @ Chi., 12/17/61

Most Consecutive Point After Touchdowns

199 1968-74

FIELD GOALS

Most Field Goals Attempted, Season

45 1970
44 1989
39 1994

Most Field Goals Attempted,

Opponent, Season

42 1999

Fewest Field Goals Attempted, Season

14 1982
19 1978*

Most Field Goals Attempted, Game

- 7 vs. LA Rams, 11/5/89
- 6 vs. N.O., 9/27/70
- 6 @ Chi., 9/23/73
- 6 vs. Cleve., 11/4/73
- 6 vs. Cin., 12/25/89
- 6 vs. G.B., 9/26/93
- 6 @ Balt., 12/13/98

Most Field Goals Attempted, Opponent, Game

- 8 Det., 11/13/86

Most Field Goals Attempted, Both Teams, Game

- 10 @ Chi., 9/23/73

Most Field Goals, Season

- 35 1998
- 34 1994
- 32 1989

Most Field Goals, Opponent, Season

- 29 1985, 1999

Fewest Field Goals, Season

- 8 1977, 1982
- 12 1978*

Most Field Goals, Game

- 7 vs. LA Rams, 11/5/89
- 6 @ Balt., 12/13/98

Most Field Goals, Opponent, Game

- 6 Det., 11/13/86
- 6 Det., 10/17/99

Most Field Goals, Both Teams, Game

- 7 Det., 11/13/86
- 7 @ Chi., 9/23/73
- 7 vs. NYG, 11/16/86
- 7 vs. LA Rams, 11/5/89
- 7 vs. G.B., 9/26/93
- 7 vs. Det., 9/20/88
- 7 @ Det., 10/17/99

Most Consecutive Games Scoring Field Goal

- 31 1968-70

SAFETIES**Most Safeties, Season**

- 3 1965, 1981

Most Safeties, Opponent, Season

- 2 1988, 1993, 1996

Most Safeties, Game

- 1 Many times, last time vs. S.F., 10/24/99

FIRST DOWNS**Most First Downs, Season**

- 343 1981
- 342 1995

Most First Downs, Opponent, Season

- 344 2000

Most First Downs, Both Teams, Season

- 663 2000

Fewest First Downs, Season

- 167 1982
- 283 1992*

Fewest First Downs, Opponent, Season

- 158 1969
- 243 1988*

Most First Downs, Game

- 34 vs. Balt., 9/28/69
- 33 vs. Det., 11/6/88
- 32 @ G.B., 11/17/91
- 32 vs. N.O., 11/19/95

Most First Downs, Opponent, Game

- 32 @ St.L., 12/10/00

Most First Downs, Both Teams, Game

- 55 @ St.L., 12/10/00

Fewest First Downs, Game

- 5 vs. G.B., 11/14/71

Fewest First Downs, Opponent, Game

- 3 @ Det., 11/24/88

Fewest First Downs, Both Teams, Game

- 14 @ Atl., 12/21/69

Most First Downs, Rushing, Season

- 142 1975

Most First Downs, Rushing, Opponent, Season

- 148 1979

Fewest First Downs, Rushing, Season

- 52 1982
- 75 1996*

Fewest First Downs, Rushing, Opponent, Season

- 53 1982
- 65 1994*

Most First Downs, Rushing, Game

- 19 vs. Chi., 10/17/65

Most First Downs, Rushing, Opponent, Game

- 20 S.F., 10/15/61

Fewest First Downs, Rushing, Game

- 0 vs. Chi., 10/28/96

Fewest First Downs, Rushing, Opponent, Game

- 0 S.F., 12/14/89
- 0 @ Det., 11/24/88
- 0 Det., 1/2/00

Most First Downs Passing, Season

- 217 1981

Most First Downs Passing, Opponent, Season

- 213 1999

Fewest First Downs Passing, Season

- 85 1967
- 136 1987*
- 150 1984*

Fewest First Downs Passing, Opponent, Season

- 132 1988*

Most First Downs, Passing, Game

- 24 vs. Balt., 9/28/69

Most First Downs, Passing, Opponent, Game

- 22 @ N.E., 11/13/94

Fewest First Downs, Passing, Game

- 1 vs. Det., 12/11/71

Fewest First Downs, Passing, Opponent, Game

- 1 Chi., 10/1/67
- 1 @ S.F., 11/29/76
- 1 @ Chi., 11/20/77

Most First Downs, Penalty, Season

- 36 1999

Most First Downs, Penalty, Opponent, Season

- 27 1987, 1994, 1998

Fewest First Downs, Penalty, Season

- 8 1982
- 16 1992*, 1993*

Fewest First Downs, Penalty, Opponent, Season

- 8 1962
- 14 1990*

Most First Downs, Penalty, Game

- 6 vs. Oak., 9/14/81
- 6 vs. S.F., 10/24/99

Most First Downs, Penalty, Opponent, Game

- 7 @ Chi., 9/25/78

NET YARDS GAINED RUSHING AND PASSING**Most Yards Gained, Season**

- 6,264 1998

Most Yards Gained, Opponent, Season

- 6,352 1984

Fewest Yards Gained, Season

- 2,879 1982
- 4,716 1984*

Fewest Yards Gained, Opponent, Season

- 2,720 1969
- 4,091 1988*

Most Yards Gained, Game

- 822 vs. Balt., 9/28/69
- 559 vs. S.F., 10/30/66
- 553 vs. Det., 11/6/88

Most Yards Gained, Opponent, Game

- 576 @ Balt., 12/16/62

Most Yards Gained, Both Teams, Game

- 1,013 @ Wash., 11/2/86

Fewest Yards Gained, Game

- 87 vs. G.B., 11/14/71

Fewest Yards Gained, Opponent, Game

- 60 vs. Atl., 11/9/75
- 60 @ N.O., 11/16/75
- 60 @ Det., 11/24/88

Fewest Yards Gained, Both Teams, Game

- 272 vs. LA Rams, 10/26/70

Most Consecutive Games, 300 or More Yards

- 30 1999, 2000

Most Consecutive Games, 400 or More Yards

- 4 1998, 2000

RUSHING**ATTEMPTS****Most Rushing Attempts, Season**

- 556 1975
- 551 1966

Most Rushing Attempts, Opponent, Season

- 583 1979

Fewest Rushing Attempts, Season

- 245 1982
- 391 1981*

Fewest Rushing Attempts, Opponent, Season

- 260 1982
- 338 1969
- 352* 1995

Most Rushing Attempts, Game

- 63 vs. Atl., 11/9/75

Most Rushing Attempts, Opponent, Game

- 65 LA Rams, 9/19/76

Fewest Rushing Attempts, Game

- 11 vs. G.B., 11/29/81

Fewest Rushing Attempts, Opponent, Game

- 9 I.B., 11/15/87

YARDS**Most Yards Gained Rushing, Season**

- 2,279 1965
- 2,210 1973
- 2,201 1991

Most Yards Gained Rushing, Opponent, Season

- 2,637 1961

Fewest Yards Gained Rushing, Season

- 912 1982
- 1,512 1981*

Fewest Yards Gained Rushing, Opponent, Season

- 1,020 1962
- 1,089 1969
- 1,090 1994*

Most Yards Gained Rushing, Game

- 313 vs. Balt., 9/13/64
- 304 vs. Chi., 10/17/65

Most Yards Gained Rushing, Opponent, Game

- 343 vs. Chi., 11/20/70

Most Yards Gained Rushing, Both Teams, Game

- 548 vs. LA Rams, 11/5/61
- 486 vs. Chi., 10/17/65

Fewest Yards Gained Rushing, Game

- 11 vs. Chi., 10/28/96

Fewest Yards Gained Rushing, Opponent, Game

- 12 S.F., 12/14/69
- 15 T.B., 11/15/87

AVERAGE GAIN**Highest Average Gain Rushing, Season**

- 5.0 2000

Lowest Average Gain Rushing, Season

- 3.2 1970

Highest Average Gain Game (Min. 10 att.)

- 8.3 @ Chi., 11/14/99

TOUCHDOWNS**Most Touchdowns, Rushing, Season**

- 22 1985

Most Touchdowns, Rushing, Opponent, Season

- 29 1961

Fewest Touchdowns, Rushing, Season

- 6 1982
- 7 1996*

Fewest Touchdowns, Rushing, Opponent, Season

- 2 1971
- 9 1987*
- 9 1994, 1999*

Most Touchdowns, Rushing, Game

- 4 Many times, last time vs. Det., 11/6/88

Most Touchdowns, Rushing, Opponent, Game

- 5 vs. S.F., 10/15/61
- 5 @ St.L., 12/10/00

Most Touchdowns, Rushing, Both Teams, Game

- 7 vs. S.F., 10/15/61

PASSING**ATTEMPTS****Most Passes Attempted, Season**

- 709 1981

Most Passes Attempted, Opponent, Season

- 620 1995

Fewest Passes Attempted, Season

282 1968
446 1987#
458 1992*

Fewest Passes Attempted, Opponent, Season

292 1982
312 1977
366 1979*

Most Passes Attempted, Game

63 @ T.B., 9/5/81
63 @ N.E., 10/20/91

Most Passes Attempted, Opponent, Game

70 @ N.E., 11/13/94

Most Passes Attempted, Both Teams, Game

112 @ N.E., 11/13/94

Fewest Passes Attempted, Game

8 @ G.B., 11/27/77

Fewest Passes Attempted, Opponent, Game

6 @ Chi., 10/23/72

Fewest Passes Attempted, Both Teams, Game

22 vs. G.B., 11/14/71

COMPLETIONS**Most Passes Completed, Season**

409 1994
Most Passes Completed, Opponent, Season

373 1999
Most Passes Completed, Season

150 1967
232 1987#
258 1992*

Fewest Passes Completed, Opponent, Season

149 1967
149 1977
218 1990*

Most Passes Completed, Game

38 vs. Clev., 12/14/80
38 vs. G.B., 11/29/81
37 @ T.B., 9/5/81

Most Passes Completed, Opponent, Game

45 @ N.E., 11/13/94

Most Pass Completions, Both Teams, Game

71 @ N.E., 11/13/94

Fewest Passes Completed, Game

2 @ G.B., 10/15/67

Fewest Passes Completed, Opponent, Game

2 Chi., 12/3/72

Fewest Pass Completions, Both Teams, Game

11 vs. G.B., 11/14/71

YARDS**Most Yards Gained, Passing, Season**

4,492 1998
4,333 1981
4,324 1994

Most Yards Gained, Passing, Opponent, Season

4,252 1999

Fewest Yards Gained, Passing, Season

1,655 1971
3,826 1987#
2,869 1992*

Fewest Yards Gained, Passing, Opponent, Season

1,442 1970
2,489 1968*

Most Yards Gained, Passing, Game

530 vs. Balt., 9/28/69

Most Yards Gained, Passing, Opponent, Game

486 @ T.B., 12/7/80

Most Yards Gained, Passing, Both Teams, Game

868 @ Wash., 11/2/86

Fewest Yards Gained, Passing, Game

21 vs. G.B., 11/14/71
21 vs. Det., 12/11/71

Fewest Yards Gained, Passing, Opponent, Game

-7 @ N.O., 11/16/75

Fewest Yards Gained, Passing, Both Teams, Game

102 vs. Atl., 11/9/75

COMPLETION PERCENTAGE**Highest Completion Percentage, Season**

63.0 1975 (281 of 446)

Highest Completion Percentage, Opponent, Season

65.1 1984 (319 of 490)

Lowest Completion Percentage, Season

44.6 1967 (150 of 336)

Lowest Completion Percentage, Opponent, Season

45.6 1988 (219 of 480)

Highest Completion Percentage, Game (10 att.)

87.5 vs. Cin., 11/13/77 (21 of 24)

Highest Completion Percentage, Opponent, Game (10 att.)

85.2 @ LA Raiders, 9/5/93 (23 of 27)

83.3 S.F., 12/26/94 (30 of 36)

Highest Completion Percentage, Both Teams, Game

77.6 @ Chi., 9/18/94 (52 of 67)

Lowest Completion Percentage, Game (10 att.)

18.2 @ G.B., 10/15/67 (2 of 11)

Lowest Completion Percentage, Opponent, Game

15.3 vs. Chi., 12/3/72 (2 of 13)

Lowest Completion Percentage, Both Teams, Game

29.8 @ Det., 12/17/67 (14 of 47)

TOUCHDOWNS**Most Touchdowns, Passing, Season**

41 1998

Most Touchdowns, Passing, Opponent, Season

35 1984

Fewest Touchdowns, Passing, Season

9 1971

15 1983*

Fewest Touchdowns, Passing, Opponent, Season

6 1970

11 1993*

Most Touchdowns, Passing, Game

7 vs. Balt., 9/28/69

6 vs. G.B., 9/28/86

Most Touchdowns, Passing, Opponent, Game

5 Many times, last @ G.B., 9/21/97

SACKS**TOTAL SACKS****Most Sacks, Season**

71 1989

58 1963

Most Sacks, Opponent, Season

64 1984

61 1961

Fewest Sacks, Season

16 1961

30 1979, 1980*

Fewest Sacks, Opponent, Season

19 1974

25 1998*

Most Sacks, Game

9 vs. Det., 10/6/68

9 vs. Chi., 11/2/69

9 @ Atl., 12/20/70

9 @ Chi., 10/25/03

Most Sacks, Opponent, Game

11 @ Chi., 10/28/84

10 Balt., 9/23/62

Most Sacks, Both Teams, Game

14 vs. Chi., 11/2/69

SACK YARDAGE**Most Sack Yardage, Season**

502 1989

Most Sack Yardage, Opponent, Season

538 1961

Most Sack Yardage, Game

78 vs. Chi., 11/2/69

77 @ Atl., 12/20/70

Most Sack Yardage, Opponent, Game

114 @ Chi., 12/17/61

SACK RATIO**Highest Attempts/Sack Ratio, Season**

25.5 1981 (709/29)

22.7 1994 (673/31)

22.1 1974 (400/19)

Highest Attempts/Sack Ratio, Opponent, Season

23.8 1961 (365/16)

20.6 1984 (490/25)

18.8 2000 (584/31)

Fewest Attempts/Sack Ratio, Season

7.2 1961 (377/61)

7.8 1964 (326/48)

8.1 1962 (348/49)

Fewest Attempts/Sack Ratio, Opponent, Season

7.9 1989 (488/71)

8.0 1963 (404/58)

8.2 1968 (323/45)

INTERCEPTIONS**TOTAL INTERCEPTIONS****Most Interceptions, Season**

36 1988

Most Interceptions, Opponent, Season

34 1978

Fewest Interceptions, Season

8 2000

Most Interceptions, Game

6 @ T.B., 10/23/88

6 @ Pitt., 9/24/95

Most Interceptions, Opponent, Game

5 Many times, last @ T.B., 12/16/90

YARDS**Most Yards, Season**

589 1988

572 1971

Most Yards, Opponent, Season

445 1962

424 1978

Fewest Yards, Season

65 2000

Fewest Yards, Opponent, Season

37 1982

88 1973, *1986

Most Yards, Game

153 vs. Det., 10/8/89

Most Yards, Opponent, Game

176 @ N.O., 9/3/76

TOUCHDOWNS**Most Touchdowns By Interceptions, Season**

6 1992

Most Touchdowns By Interceptions, Opponent, Season

4 1967

PUNTING**TOTAL PUNTS****Most Punts, Season**

91 1983

Most Punts, Opponent, Season

99 1969

Most Punts, Game

12 @ G.B., 11/21/82

Most Punts, Opponent, Game

12 @ N.O., 11/16/75

Fewest Punts, Both Teams, Game

1 @ T.B., 10/29/00

Consecutive Punts, No Blocks

563 1979/87

AVERAGE YARDAGE**Highest Average Distance, Punting, Season**

46.4 1964

Highest Average Distance, Punting, Opponent, Season

43.9 1963

Highest Average Distance, Punting, Game (4 punts)

65.8 vs. Cin., 11/15/98

Highest Average Distance, Punting, Opponent, Game (4 punts)

54.3 @ Den., 10/31/99

PUNT RETURNS**TOTAL RETURNS****Most Punt Returns, Season**

59 1988

Most Punt Returns, Opponent, Season

52 1978

Most Punt Returns, Game

9 @ LA Rams, 12/2/79

Most Punt Returns, Opponent, Game

8 @ G.B., 11/21/82

YARDS GAINED**Most Yards, Punt Returns, Season**

533 1989

Most Yards, Punt Returns, Opponent, Season

577 1996

Most Yards, Punt Returns, Game

117 vs. Wash., 11/3/68

Most Yards, Punt Returns, Opponent, Game

131 @ S.F., 10/3/93

TOUCHDOWNS**Most Touchdowns, Punt Returns, Season**

1 Many Times, last in 1999

Most Touchdowns, Punt Returns, Opponent, Season

1 Many Times, last in 1998

KICKOFF RETURNS**TOTAL RETURNS****Most Kickoff Returns, Season**

96 1984

Most Kickoff Returns, Opponent, Season

83 1994

Most Kickoff Returns, Game

8 Many Times, last time vs. G.B., 12/17/00

Most Kickoff Returns, Opponent, Game

10 @ Balt., 12/13/98

YARDS GAINED**Most Yards, Kickoff Returns, Season**

1,775 1984

Most Yards, Kickoff Returns, Opponent, Season

2,008 1998

Most Yards, Kickoff Returns, Game

216 @ Det., 12/17/94

Most Yards, Kickoff Returns, Opponent, Game

367 @ Balt., 12/13/98

TOUCHDOWNS**Most Touchdowns, Kickoff Returns, Season**

2 1999

Most Touchdowns, Kickoff Returns, Opponent, Season

4 1998

FUMBLES**TOTAL FUMBLES****Most Fumbles, Season**

45 1963

Most Fumbles, Opponent, Season

50 1963

Fewest Fumbles, Season

12 1982

15 1993*

Fewest Fumbles, Opponent, Season

17 2000

Most Fumbles, Game

8 @ S.F., 10/24/65

Most Fumbles, Opponent, Game

10 vs Det., 11/12/67

FUMBLES LOST**Most Fumbles Lost, Season**

25 1965

Most Fumbles Lost, Opponent, Season

31 1963

Fewest Fumbles, Lost, Season

3 1980

Fewest Fumbles, Lost, Opponent, Season

8 1966

10 1979, 1993*, 2000*

Most Fumbles Lost, Game

5 @ Det., 12/9/62

Most Fumbles Lost, Opponent, Game

6 S.F., 10/15/61

Most Consecutive Games without Losing Fumble

10 1998-99

PENALTIES**TOTAL PENALTIES****Most Penalties, Season**

119 1989

Most Penalties, Opponent, Season

132 1998

Fewest Penalties, Season

36 1961

83 1991*

Fewest Penalties, Opponent, Season

47 1972

81 1994*

Most Penalties, Game

16 @ Det., 12/19/82

Most Penalties, Opponent, Game

16 @ LA Raiders, 10/14/84

Fewest Penalties, Game

0 Many Times, last vs. Chi., 12/3/72

Fewest Penalties, Opponent, Game

0 @ G.B., 11/27/77

0 @ Chi., 10/23/72

YARDS PENALIZED**Most Yards Penalized, Season**

1,075 1967

Most Yards Penalized, Opponent, Season

1,167 1998

Fewest Yards Penalized, Season

375 1961

565 1991*

Fewest Yards Penalized, Opponent, Season

399 1982

614 1994*

Most Yards Penalized, Game

173 @ L.A. Rams, 9/22/67

Most Yards Penalized, Opponent, Game

169 @ Det., 10/25/98

Fewest Yards Penalized, Game

0 Many Times, last vs. Chi., 12/3/72

Fewest Yards Penalized, Opponent, Game

0 Many Times, last @ NYJ, 11/23/97

BLOCKED KICKS**Most, Season**

13 1976, 1979

Most, Season, Opponent

6 1961, 1974

Most, Game

4 @ T.B., 11/25/79 (2 pat, 1 fg, 1 punt)

Most, Game, Opponent

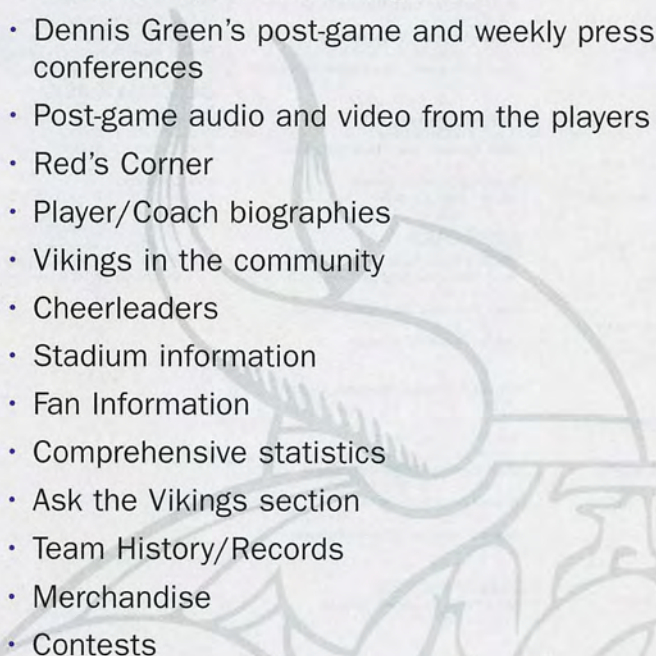
2 Dal., 10/20/68 (2 fgs)

2 @ Atl., 12/15/85 (2 fgs)

2 Buf., 12/9/79 (1 fg, 1 punt)

2 Chi., 10/28/96 (1 punt, 1 fg)



- 
- The most up-to-date Viking news
 - Dennis Green's post-game and weekly press conferences
 - Post-game audio and video from the players
 - Red's Corner
 - Player/Coach biographies
 - Vikings in the community
 - Cheerleaders
 - Stadium information
 - Fan Information
 - Comprehensive statistics
 - Ask the Vikings section
 - Team History/Records
 - Merchandise
 - Contests

**VISIT THE MINNESOTA VIKINGS OFFICIAL
WEBSITE AT**

WWW.VIKINGS.COM

playoff records



VIKINGS ALL-TIME PLAYOFF LEADERS

PASSING (MIN. 100 ATT.)

Player	G	Att.	Cmp.	Pct.	Yds.	TD	Lg	Int	Rtg
1. Cunningham, R. (1997-99)	5	151	79	52.3	1,036	9	68	3	85.9
2. Kapp, Joe (1967-69)	4	101	61	60.3	835	3	28	3	84.4
3. Wilson, Wade (1981-91)	6	185	99	53.5	1,322	7	63	6	75.6
4. Tarkenton, Fran (1961-66, 72-78)	11	292	149	51.0	1,803	11	57	17	58.6
5. Kramer, Tommy (1977-90)	4	140	71	50.7	874	3	42	7	56.7

RUSHING

Player	G	Att.	Yards	Avg.	Long	TD
1. Foreman, Chuck ('73-79)	13	229	860	3.8	62	7
2. Smith, Robert ('93-00)	9	145	590	4.1	27	1
3. Osborn, Dave ('65-75)	13	109	380	3.5	22	5
4. Reed, Oscar ('68-74)	9	56	229	4.1	46	0
5. Nelson, Darrin ('82-89, '91-92)	7	46	170	3.7	14	0
6. Brown, Ted ('79-86)	3	42	160	3.8	18	3
7. Kapp, Joe ('67-69)	4	27	160	5.9	19	2
8. Hoard, Leroy ('96-99)	6	41	155	3.8	12	4
9. Brown, Bill ('62-74)	12	42	139	3.3	19	1
10. McClanahan, Brent ('73-80)	8	28	128	4.6	41	1

RECEIVING

Player	G	No.	Yards	Avg.	Long	TD
1. Carter, Cris (1990-00)	12	60	842	14.0	66	8
2. Foreman, Chuck (1973-79)	13	45	447	9.9	57	0
3. Carter, Anthony (1985-93)	8	37	644	17.4	63	1
4. Voigt, Stu (1970-80)	14	30	362	12.1	28	3
5. Moss, Randy (1998-00)	6	28	602	21.5	68	7
6. Jordan, Steve (1982-94)	11	26	343	13.2	36	1
7. Henderson, John (1968-72)	6	23	309	13.4	46	0
8. Reed, Jake (1991-99)	8	21	353	16.8	53	2
9t. Rashad, Ahmad (1976-82)	7	20	278	13.9	35	1
9t. Smith, Robert (1993-00)	9	20	153	7.7	32	1

PUNTING (Min. 20)

Player	G	No.	Avg.	Long	Blk.
1. Berger, Mitch (1996-00)	9	41	40.1	63	0
2. Clabo, Neil (1975-77)	4	41	38.6	52	0
3. Coleman, Greg (1978-87)	4	20	38.3	46	1
4. Eischeid, Mike (1972-74)	6	31	38.1	52	1
5. Schnitzer, Bucky (1987-90)	6	36	36.2	46	1

INTERCEPTIONS

Player	G	No.	Yds.	Avg.	Lg	TD
1. Bryant, Bobby (1967-80)	14	6	80	13.3	63	1
2. Browner, Joey (1983-91)	6	3	40	13.3	26	0
Wright, Jeff (1971-77)	12	3	34	11.3	18	0
Wright, Nate (1971-80)	12	3	26	8.7	26	0
Turner, John (1979-83, 85, 87)	4	3	25	8.3	17	0
Krause, Paul (1968-79)	19	3	14	4.7	14	0
Griffith, Robert (1994-00)	8	3	46	15.3	31	0
8. Rutland, Reggie (1987-92)	6	2	45	22.5	45	1
Hilgenberg, Wally (1968-79)	19	2	0	0.0	0	0
Tate, Robert (1997-00)	5	2	5	2.5	4	0

PUNT RETURNS (Min. 10 returns)

Player	G	No.	Yards	Avg.	Long	TD
1. Carter, Anthony (1985-93)	8	17	259	15.2	84	1

KICKOFF RETURNS (Min. 10 returns)

Player	G	No.	Yards	Avg.	Long	TD
1. Palmer, David (1994-00)	6	22	517	23.5	51	0
2. West, Charlie (1968-73)	8	18	387	21.5	51	0
3. Nelson, Darrin (1982-89, 91-92)	8	11	233	21.2	34	0

SCORING

Player	G	TD	PAT	FG	2pt	Total
1. Cox, Fred (1963-77)	19	-	38	11	-	71
2. Carter, Cris (1990-00)	12	8	-	-	1	50
3. Anderson, Gary (1998-00)	6	-	17	9	-	44
4. Nelson, Chuck (1986-88)	5	-	13	10	-	43
5. Foreman, Chuck (1973-79)	13	6	-	-	-	36
6. Moss, Randy (1998-00)	6	7	-	-	-	42
7. White, Sammy (1976-86)	9	5	-	-	-	30
Gilliam, John (1972-75)	7	5	-	-	-	30
Osborn, Dave (1965-75)	14	5	-	-	-	30
Hoard, Leroy (1996-99)	7	5	-	-	-	30

FIELD GOALS (Min. 10 made)

Player	G	Att.	Made	Pct.	Long
1. Nelson, Chuck (1986-88)	5	11	10	.909	47
2. Cox, Fred (1963-77)	19	18	11	.611	44

Bold indicates active in 2000

BIG DAYS/PLAYOFFS

100 YARDS RUSHING

140	Robert Smith vs. Dal., 1/9/00
124	Robert Smith vs. Ari., 1/10/99
118	Chuck Foreman vs. LA Rams, 12/26/76
114	Chuck Foreman vs. St.L., 12/21/74
108	Dave Osborn vs. Cleve., 1/4/70
105	Chuck Foreman vs. Wash., 12/18/76
101	Brent McClanahan vs. Wash., 12/18/76
101	Chuck Foreman @ LA Rams, 12/26/77

250 YARDS PASSING

424	Jeff George @ St.L., 1/16/00
331	Randall Cunningham @ S.F., 1/3/98
302	Daunte Culpepper vs. N.O., 1/6/01
298	Wade Wilson @ S.F., 1/9/88
292	Warren Moon vs. Chi., 1/1/95
287	Joe Kapp @ Balt., 12/22/68
266	Randall Cunningham vs. Atl., 1/17/99
255	Wade Wilson @ S.F., 1/1/89
253	Tommy Kramer vs. Atl., 1/9/83
253	Wade Wilson vs. LA Rams, 12/26/88
252	Tommy Kramer @ Wash., 1/15/83

100 YARDS RECEIVING

227	Anthony Carter @ S.F., 1/9/88
188	Randy Moss @ St.L., 1/16/00
159	Amp Lee vs. Chi., 1/1/95
149	Steve Jordan @ S.F., 1/6/90
127	Randy Moss vs. Dal., 1/9/00
121	Randy Moss vs. N.O., 1/6/01
120	Gene Washington vs. Cleve., 1/4/70
120	Cris Carter vs. N.O., 1/6/01
114	Jake Reed @ S.F., 1/3/98
111	John Henderson vs. K.C., 1/11/70
111	Cris Carter @ St.L., 1/16/00
102	Anthony Carter vs. LA Rams, 12/26/88

INDIVIDUAL PLAYOFF RECORDS

COACHES

Playoff Seasons

- 12 Bud Grant, 1968-71, 73-78, 80, 82
- 8 Dennis Green, 1992-94, 96-00
- 3 Jerry Burns, 1987-89

Consecutive Playoff Seasons

- 6 Bud Grant, 1973-78
- 5 Dennis Green, 1996-00
- 4 Bud Grant, 1968-71
- 3 Dennis Green, 1992-94
- 3 Jerry Burns, 1987-89

SERVICE

Most Seasons

- 11 Ron Vary, 1968-71, 1973-78, 80
- 10 Carl Eller, 1968-71, 1973-78
- 10 Wally Hilgenberg, 1968-71, 1973-78
- 10 Paul Krause, 1968-71, 1973-78
- 10 Jim Marshall, 1968-71, 1973-78
- 10 Mick Tingelhoff, 1968-71, 1973-78

Most Games Played

- 20 Ron Vary, 1968-81
- 19 Carl Eller, 1964-78
- 19 Wally Hilgenberg, 1968-79
- 19 Paul Krause, 1968-79
- 19 Jim Marshall, 1968-79
- 19 Mick Tingelhoff, 1968-78

Most Consecutive Games Played

- 20 Ron Vary, 1968-80
- 19 Carl Eller, 1968-78
- 19 Wally Hilgenberg, 1968-78
- 19 Paul Krause, 1968-78
- 19 Jim Marshall, 1968-78
- 19 Mick Tingelhoff, 1968-78

Most Games Started

- 19 Jim Marshall, 1968-79
- 19 Mick Tingelhoff, 1968-78
- 19 Carl Eller, 1968-78
- 19 Paul Krause, 1968-79

Most Consecutive Games Started

- 19 Carl Eller, 1968-78
- 19 Jim Marshall, 1968-79
- 19 Mick Tingelhoff, 1968-78
- 19 Paul Krause, 1968-79

SCORING

Total Points

- 18 Leroy Hoard vs. Ari., 1/10/99
- 18 Chuck Nelson @ S.F., 1/9/88
- 14 Chuck Nelson @ N.O., 1/3/88

Touchdowns

- 3 Leroy Hoard vs. Ari., 1/10/99
- 2 10 times, last by Randy Moss vs. New Orleans, 1/6/01

Field Goals Made

- 5 Chuck Nelson @ S.F., 1/9/88
- 3 Rick Danmeier vs. Atl., 1/9/83
- 3 Chuck Nelson @ N.O., 1/3/88
- 3 Eddie Murray @ NYG, 12/27/97

Longest Field Goal

- 52 Fuad Reveiz @ NYG, 1/9/94

Field Goals Attempted

- 5 Chuck Nelson @ S.F., 1/9/88 (5 FG)

Extra Points Attempted-Made

- 5.5 Fred Cox vs. Wash., 12/18/76
- 5.5 Chuck Nelson @ N.O., 1/3/88
- 5.5 Gary Anderson vs. Ari., 1/10/99

RUSHING

Yards

- 140 Robert Smith vs. Dal., 1/9/00
- 124 Robert Smith vs. Ari., 1/10/99
- 118 Chuck Foreman vs. LA Rams, 12/26/77

Rushing Attempts

- 31 Chuck Foreman @ LA Rams, 12/26/77

Touchdowns Rushing

- 2 Dave Osborn vs. LA Rams, 12/27/69
- 2 Chuck Foreman vs. Wash., 12/18/76
- 2 Alfred Anderson vs. LA Rams, 12/26/88
- 2 Leroy Hoard vs. Ari., 1/10/99

Rushing Average (Min. 10 Attempts)

- 7.9 Chuck Foreman vs. LA Rams, 12/26/76 (15-118)
- 6.5 Robert Smith vs. Ari., 1/10/99 (19-124)
- 6.0 Dave Osborn vs. Clev., 1/4/70 (18-108)

Longest Run

- 62 Chuck Foreman vs. Rams, 12/26/76
- 46 Oscar Reed vs. Wash., 12/22/73
- 41 Brent McClanahan vs. Wash., 12/18/76
- 30 Chuck Foreman vs. Wash., 12/18/76 (td)
- 30 Daunte Culpepper vs. N.O., 1/6/01

PASSING

Passing Yards

- 424 Jeff George @ St.L., 1/16/00
- 331 Randall Cunningham @ S.F., 1/3/98
- 302 Daunte Culpepper vs. N.O., 1/6/01

Pass Attempts

- 52 Warren Moon vs. Chi., 1/1/95
- 48 Randall Cunningham vs. Atl., 1/17/99

Pass Completions

- 29 Warren Moon vs. Chi., 1/1/95
- 29 Randall Cunningham vs. Atl., 1/17/99
- 29 Jeff George @ St.L., 1/16/00

Touchdown Passes

- 4 Jeff George @ St.L., 1/16/00
- 3 Fran Tarkenton vs. Wash., 12/18/76
- 3 Randall Cunningham @ S.F., 1/3/98
- 3 Randall Cunningham vs. Ari., 1/10/99
- 3 Jeff George vs. Dal., 1/9/00
- 3 Daunte Culpepper vs. N.O., 1/6/01

Passes Had Intercepted

- 5 Tommy Kramer @ Phil., 1/3/81

Completion Percentage

(Min. 15 attempts)

- 72.2 Rich Gannon @ S.F., 1/6/90 (13-18)
- 64.3 Fran Tarkenton vs. Mia., 1/13/74 (18-28)
- 64.0 Joe Kapp vs. K.C., 1/11/70 (16-25)

Longest Completion

- 75 Joe Kapp to Gene Washington vs. Clev., 1/4/70, (td)
- 68 Daunte Culpepper to Randy Moss vs. N.O., 1/6/01 (td)
- 66 Randall Cunningham to Cris Carter @ S.F., 1/3/98

Most Times Sacked

- 8 Wade Wilson @ Wash., 1/17/88

PASS RECEIVING

Receptions

- 11 Amp Lee vs. Chi., 1/1/95
- 10 Anthony Carter @ S.F., 1/9/88

Receiving Yards

- 227 Anthony Carter @ S.F., 1/9/88
- 188 Randy Moss @ St.L., 1/16/00

Touchdowns Receiving

- 2 John Gilliam vs. Wash., 12/22/73
- 2 John Gilliam vs. St.L., 12/21/74
- 2 Sammy White vs. Wash., 12/18/76
- 2 Cris Carter @ S.F., 1/3/98
- 2 Randy Moss @ St.L., 1/16/00
- 2 Randy Moss vs. N.O., 1/6/01

RUSHING-RECEIVING

Yards

- 257 Anthony Carter @ S.F., 1/9/88, (ru-30, re-227)
- 199 Chuck Foreman @ LA Rams, 12/26/77, (ru-118, re-81)
- 198 Robert Smith vs. Dal., 1/9/00, (ru-140, re-58)

COMBINED YARDAGE

Yards

- 278 Anthony Carter @ S.F., 1/9/88 (ru-30, re-227, rt-21)

PUNTING

Punts

- 10 Bucky Scribner @ Wash., 1/17/88
- Punt Average (Min. 4 punts)**
- 50.8 Mitch Berger vs. Atl., 1/17/99 (4-203)

PUNT RETURNS

Punt Returns

- 6 Anthony Carter @ N.O., 1/3/88

Punt Return Yardage

- 143 Anthony Carter @ N.O., 1/3/88

Longest Punt Return

- 84 Anthony Carter @ N.O., 1/3/88 (td)
- 26 Anthony Carter @ Wash., 1/17/88

Punt Return Average (3 returns)

- 23.8 Anthony Carter @ N.O., 1/3/88, (6-143)

Fair Catches

- 5 Bobby Bryant vs. S.F., 12/27/70

KICKOFF RETURNS

Kickoff Returns

- 7 Robert Tate @ St. L., 1/16/00

Kickoff Return Yardage

- 151 Robert Tate @ St. L., 1/16/00

Longest Kickoff Return

- 61 Clinton Jones vs. Dal., 12/25/71
- 58 Robert Smith vs. Chi., 1/1/95

Kickoff Return Average (3 returns)

- 26.5 David Palmer @ N.Y.G., 12/27/97, (4-106)

INTERCEPTIONS

Interceptions

- 2 Bobby Bryant @ Dal., 12/30/73
- 2 Bobby Bryant vs. Rams, 12/26/76
- 2 John Turner vs. Atl., 1/9/83
- 2 Joey Browner vs. Rams, 12/26/88
- 2 Robert Griffith vs. Ari., 1/10/99

Interception Return Yardage

- 63 Bobby Bryant @ Dal., 12/30/73

Longest Interception Return (All TDs)

- 63 Bobby Bryant @ Dal., 12/30/73
- 45 Reggie Rutland, @ S.F., 1/9/88

FUMBLES

Longest Fumble Return (All TDs)

- 22 Paul Krause vs. S.F., 12/27/70
- 20 Nate Wright vs. St.L., 12/21/74

TACKLES

Career Total (solos and assists)

- 129 Jeff Siemon
- 123 Wally Hilgenberg
- 112 Alan Page

Season Total (solos and assists)

- 34 Jeff Siemon, 1974
- 32 Joey Browner, 1987
- 28 Roy Winston, 1969
- 28 Jeff Siemon, 1976

Game Total (solos and assists)

- 17 Jeff Siemon vs. Oak., 1/9/77
- 16 Wally Hilgenberg vs. Dal., 12/28/75
- 16 Jeff Siemon vs. Phil., 1/3/81

SACKS

Career

- 10.5 Carl Eller
- 8.5 Alan Page
- 7.5 Jim Marshall

Season

- 3.0 Bob Lurtsema, 1974
- 3.0 Carl Eller, 1975
- 3.0 Chris Doleman, 1987

Game

- 3.0 Carl Eller vs. Dal., 12/28/75
- 2.0 Carl Eller vs. LA Rams, 12/27/69
- 2.0 Alan Page vs. Dal., 12/25/71
- 2.0 Carl Eller vs. LA Rams, 12/26/76
- 2.0 Jim Marshall vs. Dal., 1/1/78
- 2.0 Chris Doleman vs. S.F., 1/9/88
- 2.0 Jason Fisk vs. Atlanta, 1/17/99

TEAM PLAYOFF RECORDS

SCORING

Most Points	44 @ N.O., 1/3/88
Fewest Points	0 @ NYG, 1/14/01
Opponent/Most Points	49 @ St.L., 1/16/00
Opponent/Fewest Points	7 Clev., 1/4/70 7 @ LA Rams, 12/26/77
Most Decisive Win	34 @ N.O., 1/3/88
Most Decisive Loss	41 @ NYG, 1/14/01
Most Points Combined	86 @ St.L., 1/16/00 62 vs. Atl., 1/10/99
Most Points Overcome To Win Game	16 @ NYG, 12/27/97 10 vs. LA Rams, 12/27/69 8 vs. Atl., 1/9/83

FIRST DOWNS

Most First Downs	28 @ N.O., 1/3/88 27 @ St.L., 1/16/00
Fewest First Downs	9 vs. Pitt., 1/12/75 9 @ NYG, 1/14/01
Opponent/Most First Downs	31 @ S.F., 1/3/98 31 @ NYG, 1/14/01
Opponent/Fewest First Downs	9 @ Dal., 12/30/73 9 @ N.O., 1/3/88 9 @ NYG, 1/14/01

MOST FIRST DOWNS BY:

Rushing	14 @ Dal., 12/30/73 14 @ N.O., 1/3/88
Passing	20 @ St.L., 1/16/00 19 vs. Atl., 1/17/99
Penalty	4 vs. Atl., 1/9/83

FEWEST FIRST DOWNS BY:

Rushing	2 vs. K.C., 1/11/70 2 vs. Oak., 1/9/77 2 @ LA Rams, 12/31/78 2 @ S.F., 1/3/98 2 @ NYG, 1/14/01
Passing	4 vs. Pitt., 1/12/75 4 @ LA Rams, 12/26/77 4 vs. Wash., 1/2/93

OPPONENT/MOST FIRST DOWNS BY:

Rushing	16 @ Dal., 12/28/96
Passing	19 @ NYG, 1/14/01
Penalty	5 @ S.F., 1/3/98 5 vs. Atl., 1/10/99

OPPONENT/FEWEST FIRST DOWNS BY:

Rushing	0 @ N.O., 1/3/88
Passing	4 vs. Mia., 1/13/74 4 @ Wash., 1/17/88

TOTAL YARDS

Most Net Yards Gained	476 @ St. L., 1/16/00 429 vs. N.O., 1/6/01 417 @ N.O., 1/3/88
Fewest Net Yards Gained	114 @ NYG, 1/14/01 123 vs. Pitt., 1/12/75
Opponent/Most Net Yards Gained	518 @ NYG, 1/14/01

Opponent/Fewest Net Yards Gained	149 @ N.O., 1/3/88
---	--------------------

RUSHING

Most Yards Rushing	222 vs. Clev., 1/4/70 210 @ N.O., 1/3/88
Fewest Yards Rushing	21 vs. Pitt., 1/12/75
Opponent/Most Yards Rushing	255 @ Dal., 12/28/96
Opponent/Fewest Yards Rushing	31 @ St.L., 1/16/00 50 @ Balt., 12/22/68

PASSING

Most Net Yards Passing	399 @ St.L., 1/16/00 340 vs. Chi., 1/1/95
Fewest Net Yards Passing	45 @ LA Rams, 12/26/77
Opponent/Most Net Yards Passing	380 @ NYG, 1/14/01
Opponent/Fewest Net Yards Passing	63 @ Dal., 12/30/73 63 vs. Mia., 1/13/74
Most Pass Attempts	61 vs. Chi., 1/1/95 50 @ St.L., 1/16/00
Fewest Pass Attempts	10 @ LA Rams, 12/26/77 13 vs. Clev., 1/4/70
Opponent/Most Pass Attempts	48 vs. N.O., 1/6/01 45 vs. LA Rams, 12/26/88
Opponent/Fewest Pass Attempts	7 vs. Mia., 1/13/74
Most Pass Completions	33 vs. Chi., 1/1/95 29 vs. Atl., 1/17/99 29 @ St.L., 1/16/00
Fewest Pass Completions	5 @ LA Rams, 12/26/77 6 vs. Wash., 1/2/93
Opponent/Most Completions	30 vs. N.O., 1/6/01 29 @ NYG, 1/14/01
Opponent/Fewest Completions	6 vs. Mia., 1/13/74
Most QB Sacks	5 vs. Dal., 12/28/75
Opponent/Most QB Sacks	8 @ Wash., 1/17/88

INTERCEPTIONS

Most Passes Intercepted	4 @ Dal., 12/30/73 4 @ N.O., 1/3/88
Opponent/Most Passes Intercepted	5 @ Phil., 1/3/81

PENALTIES

Most Penalties	11 vs. Chi., 1/1/95
Fewest Penalties	1 vs. S.F., 12/27/70
Opponent/Most Penalties	13 vs. Atl., 1/10/99
Opponent/Fewest Penalties	0 vs. Wash., 12/22/73
Most Yards Penalized	107 vs. Pitt., 1/12/75
Fewest Yards Penalized	5 vs. S.F., 12/27/70
Opponents/Most Yards Penalized	107 vs. Pitt., 1/12/75

PUNTING

Most Punts	10 @ Wash., 1/17/88
Fewest Punts	1 vs. Atl., 1/10/99
Opponent/Most Punts	8 vs. S.F., 12/27/70 8 @ Dal., 1/1/78 8 @ Wash., 1/17/88
Opponent/Fewest Punts	1 @ Dal., 12/28/96 1 @ NYG, 1/14/01
Highest Average (4 Punts)	50.8 vs. Atl., 1/17/99
Opponent/Highest Average (4 Punts)	48.5 @ K.C., 1/11/70

PUNT RETURNS

Most Punt Returns	6 @ N.O., 1/3/88
Most Punt Return Yards	143 @ N.O., 1/3/88
Opponent/Most Punt Returns	7 vs. LA Rams, 12/26/76
Opponent/Most Punt Return Yards	82 @ LA Rams, 12/31/78

KICKOFF RETURNS

Most Kickoff Returns	8 @ Dal., 12/28/96 8 @ St.L., 1/16/00 8 @ NYG, 1/14/01
Most Kickoff Return Yards	174 @ St.L., 1/16/00
Opponent/Most Kickoff Returns	8 @ Wash., 1/9/88
Opponent/Most Kickoff Return Yards	174 @ St.L., 1/16/00

FUMBLES

Most Fumbles	5 vs. LA Rams, 12/29/74 5 @ Dal., 1/1/78
Most Fumbles Lost	4 @ Dal., 12/28/96
Opponent/Most Fumbles	5 vs. S.F., 12/27/70
Opponent/Most Fumbles Lost	3 vs. S.F., 12/27/70 3 vs. LA Rams, 12/29/74



Joey Browner picked off a pair of passes in the Vikings' First-Round Playoff win vs. the LA Rams in 1988.

1990'S TEAM OF THE DECADE

The Minnesota Vikings were well represented on the Team of the Decade for the 1990's which was selected by the Pro Football Hall of Fame.

FIRST TEAM

QB- John Elway

RB- Barry Sanders

RB- Emmitt Smith

WR- Cris Carter

WR- Jerry Rice

TE- Shannon Sharpe

T- William Roaf

T- Gary Zimmerman

G- Bruce Matthews

G- Randall McDaniel

C- Dermontti Dawson

DE- Bruce Smith

DE- Reggie White

DT- John Randle

DT- Cortez Kennedy

LB- Kevin Greene

LB- Junior Seau

LB- Derrick Thomas

CB- Deion Sanders

CB- Rod Woodson

S- Steve Atwater

S- LeRoy Butler

K- Morten Andersen

P- Darren Bennett

KR- Michael Bates

PR- Deion Sanders

Coach- Bill Parcells

SECOND TEAM

QB- Brett Favre

RB- Terrell Davis

RB- Thurman Thomas

WR- Tim Brown

WR- Michael Irvin

TE- Ben Coates

T- Tony Boselli

T- Richmond Webb

G- Larry Allen

G- Steve Wisniewski

C- Mark Stepnoski

DE- Chris Doleman

DE- Neil Smith

DT- Warren Sapp

DT- Bryant Young

LB- Cornelius Bennett

LB- Hardy Nickerson

LB- Levon Kirkland

CB- Darrell Green

CB- Aeneas Williams

S- Carnell Lake

S- Ronnie Lott

K- Gary Anderson

P- Sean Landetta

KR- Mel Gray

PR- Mel Gray

Coach- Marv Levy



Cris Carter



Randall McDaniel



John Randle



Gary Zimmerman



Gary Anderson



Chris Doleman

history



VIKINGS LORE

FRANCHISE FOUNDED — Minnesota is granted an NFL franchise at the league owners' meetings in Miami, FL, on Jan. 28, 1960. The team will begin play in 1961. The founding group consisted of Max Winter, E. William Boyer, H.P. Skoglund, Ole Haugsrud and Bernard H. Ridder, Jr.

ROSE NAMED GENERAL MANAGER — In late summer, 1960, former Los Angeles Rams Public Relations Director Bert Rose was named the team's first General Manager.

TEAM NICKNAMED — In one of his first moves with the team, Bert Rose recommended the nickname "Vikings" to the Board of Directors. The name was selected because it represented both an aggressive person with the will to win and the Nordic tradition in the northern Midwest.



FIRST HEAD COACH — Norm Van Brocklin is selected as the first head coach in franchise history. He retired as a player in 1960 after 12 seasons in the NFL.

FIRST COLLEGE DRAFT — On Dec. 27, 1960 running back Tommy Mason of Tulane is taken with the first overall choice and the first-ever draft pick utilized by the Vikings. Also selected that year were quarterback Fran Tarkenton (3rd round) and running back Ed Sharrockman (5th round).

EXPANSION DRAFT — Following the 1960 season, the Vikings were allowed to select 3 players from the roster of each team after each team was allowed to protect 30 of their 38 players. Dallas was exempt from this process. Among the players selected were guard Grady Alderman from Detroit and running back Hugh McElhenry from San Francisco.

ASSIGNED CONFERENCE — On April 12, 1961, the National Football League assigned the Vikings to the Western Conference. Minnesota joined Baltimore,

Chicago, Detroit, Green Bay, Los Angeles and San Francisco in the conference.

FIRST GAME — In the first game in franchise history, the Vikings played the Dallas Cowboys in a preseason game in Sioux Falls, SD, on Aug. 5, 1961. The Cowboys defeated the Vikings, 38-13.

FIRST HOME GAME — The Minnesota Vikings played the Los Angeles Rams at Metropolitan Stadium in Bloomington, MN, on Sept. 10, 1961 in the team's first game in the Twin Cities. The Rams defeated the Vikings, 21-17.

1ST REGULAR-SEASON GAME — In a stunning upset, the Vikings defeat the Chicago Bears, 37-13, at Metropolitan Stadium in the Vikings' first NFL regular-season game on Sept. 17, 1961. Kicker Mike Mercer scored the first points in team history with a 12-yard field goal. Bob Schnelker scored the team's first touchdown on a 14-yard pass from Fran Tarkenton. In his NFL debut Tarkenton came off the bench to complete 17-of-23 passes for 250 yards and 4 touchdowns.

FIRST PRO BOWLERS — On Jan. 14, 1962 running back Hugh McElhenry and wide receiver Jerry Reichow became the first Vikings to compete in the Pro Bowl. They were part of the Western Conference All-Stars who beat the Eastern Conference squad, 31-30, at the Los Angeles Coliseum.

FIRST ALL-PRO — In 1963 running back Tommy Mason, who was the team's first ever draft choice, is the first Vikings player to earn All-Pro recognition. He is a consensus pick after rushing for 763 yards and 7 touchdowns on 166 carries (4.6 avg.).

FINKS HIRED — In September, 1964, Jim Finks is named the team's second general manager, succeeding Bert Rose, who resigned in June, 1964. Finks previously had served as general manager for Calgary of the Canadian Football League for 7 years.

FIRST WINNING SEASON — Minnesota won its final 3 regular-season games in 1964 to achieve the first winning season in team history with an 8-5-1 record. The Vikings tied for 2nd in the NFL Western Conference behind Baltimore.

MET EXPANDED — A new grandstand is constructed on the east side of Metropolitan Stadium that increases capacity from 41,200 to 47,200. The new seats were formally dedicated on Aug. 20, 1965, when Minnesota played Philadelphia in a preseason game.

NFL RE-ALIGNED — On Dec. 2, 1966 Minnesota, Chicago, Detroit and Green Bay were chosen to make up the newly-formed Central Division of the Western Conference of the NFL.

VAN BROCKLIN RESIGNS — After compiling a 29-51-4 record while leading the Vikings in their first six years of existence, Head Coach Norm Van Brocklin resigned in February, 1967. His best season was

1964, when he led the team to a tie for 2nd place in the NFL Western Conference with an 8-5-1 record.

TARKENTON TRADED — On March 7, 1967 quarterback Fran Tarkenton is traded to the New York Giants for a first- and second-round choice in 1967, a 1st-round choice in '68 and a 2nd-round choice in '69. With the picks Minnesota selected Clinton Jones and Bob Grim in '67, Ron Yary in '68 and Ed White in '69.

GRANT NAMED HEAD COACH — Bud Grant was named the 2nd head coach in Vikings history on March 10, 1967. He came to Minnesota after leading the Winnipeg Blue Bombers to 4 Grey Cup Championships in 10 years as head coach.

FIRST DIVISION TITLE — On Dec. 15, 1968 the Vikings defeated the Philadelphia Eagles, 24-17, at Franklin Field then retired to the dressing room to listen to the Chicago-Green Bay game on the radio. Minnesota needed the Bears to lose to clinch the Vikings' 1st division title. Chicago tried to rally from a 28-10 4th quarter deficit but eventually fell, 28-17.

FIRST PLAYOFF GAME — On Dec. 22, 1968, in the 1st playoff game in franchise history, the Colts defeated the Vikings, 24-14, in the Western Conference Championship Game at Baltimore's Memorial Stadium. Minnesota trailed 21-0 in the fourth quarter but a late rally fell short.



SECOND DIVISION TITLE — On Nov. 27, 1969 the Vikings shutout Detroit, 27-0, at Tiger Stadium to clinch the franchise's 2nd division title. The victory over the Lions was the 10th of a 12-game win streak, the longest in the NFL in 35 years. Minnesota finished the season with the NFL's best record (12-2) of '69.

FIRST PLAYOFF WIN — On Dec. 27, 1969 in the first NFL playoff game in Minnesota, the Vikings came from behind to defeat the Los Angeles Rams,

23-20, in the Western Conference Championship Game, Minnesota overcame deficits of 17-7 at halftime and 20-14 in the 4th quarter for the franchise's 1st postseason win.

FIRST NFL CHAMPIONSHIP GAME — The Vikings defeated the Browns, 27-7, in the NFL Championship Game on Jan. 4, 1970 at Metropolitan Stadium. Minnesota became the 1st modern NFL expansion team to win an NFL Championship Game. The Vikings dominated the game, leading 27-0 at one point.

FIRST SUPER BOWL — On Jan. 11, 1970 the Vikings lost to Kansas City, 23-7, in Super Bowl IV at Tulane Stadium in New Orleans. Not only was the game the 1st Super Bowl in franchise history, but it was the 1st Super Bowl played by a modern expansion team.

THIRD DIVISION TITLE — On Dec. 5, 1970, the Vikings defeated the Bears, 16-13, at Metropolitan Stadium to clinch their 3rd straight division title. Minnesota hosted San Francisco in a divisional playoff game but lost, 17-14. For the 2nd consecutive season, the Vikings had the league's best record with a 12-2 mark.

FOURTH DIVISION TITLE — On Dec. 11, 1971 the Vikings defeated the Lions, 29-10, at Metropolitan Stadium to clinch their 4th straight division title. Minnesota finished the year with an 11-3 mark, which tied Dallas for the league's best record in '71. The Vikings lost to the eventual Super Bowl champion Cowboys, 20-12, in a divisional playoff game at Metropolitan Stadium.

PAGE NAMED NFL'S MVP — In 1971 Alan Page became the first defensive player to be named the Most Valuable Player of the National Football League by the Associated Press. Page headed a Vikings defense that held opponents to fewer than 10 points a game to lead the league in scoring defense for the 3rd consecutive year.

VIKINGS RE-AQUIRE TARKENTON — In 1972 the Vikings traded Norm Snead, Bob Grim, Vince Clements and a 1st-round choice in '72 and '73 to the New York Giants for Fran Tarkenton.

BOYER DIES — In 1972 E. William Boyer passed away. He was one of the prime forces in the drive to bring an NFL franchise to Minnesota. Boyer was president of the Vikings from 1960-64 and sat on the Board of Directors for the first 12 years of the team's existence. He is replaced on the team's Board of Directors by his son-in-law Jack Steele.

FIFTH DIVISION TITLE — The Vikings began the '73 season with 9 straight victories and clinched the NFC Central championship before they even lost a game. Minnesota clinched the division crown by defeating Detroit, 28-7, at Metropolitan Stadium on Nov. 11, 1973. The Vikings finished with a 12-2 mark, which tied for the best record in the league that year.

SECOND SUPER BOWL — On Jan. 13, 1974 the Vikings played in the 2nd Super Bowl in franchise history against the Miami Dolphins at Rice Stadium



in Houston, TX. The Dolphins prevailed, 27-10. Minnesota earned the trip to Super Bowl VIII by defeating Dallas, 27-10, in the NFC Championship Game.

FINKS RESIGNS — After the 1973 season, Executive Vice President and General Manager Jim Finks resigned. Under Finks, who was hired in 1964, the Vikings won 5 division titles and appeared in 2 Super Bowls. He also hired Bud Grant as head coach in '67.

SIXTH DIVISION TITLE — On Dec. 1, 1974 the Vikings clinched the NFC Central crown by defeating the Saints, 29-9, at Metropolitan Stadium, while the Packers lost, 36-14, at Philadelphia. Minnesota tied for the best record in the NFC with a 10-4 mark.

THIRD SUPER BOWL — The Vikings played in their 2nd straight Super Bowl, losing to the Pittsburgh Steelers, 16-6, at Tulane Stadium in New Orleans on Jan. 12, 1975. Minnesota earned a trip to Super Bowl IX by defeating the Los Angeles Rams, 14-10, at Metropolitan Stadium on Dec. 29, 1974.

FRONT OFFICE CHANGES — In the spring of 1975, Max Winter, one of the team's founders and its president since 1965, takes over active management of the franchise. In addition, Mike Lynn, who was hired as an assistant to the president on Aug. 15, 1974, is named the team's general manager.

SEVENTH DIVISION TITLE — The Vikings clinch their 3rd straight NFC Central title and their 7th division championship in 8 years on Thanksgiving Day on Nov. 27, 1975, when the Lions lost to the Rams, 20-0. Minnesota won 10 consecutive games to start the season and finished the year with the best record (12-2) in the NFL. The Vikings were upset, 17-14, in the divisional playoffs at Metropolitan Stadium on Dec. 28, 1975, when the Dallas Cowboys scored on a last minute 50-yard touchdown pass.

TARKENTON NAMED LEAGUE MVP — Quarterback Fran Tarkenton is named the NFL's Most Valuable Player for 1975 after leading the Vikings to the league's best record (12-2). He led the NFC and finished 2nd in the NFL in passing with a 91.7 rating. He completed 273 of 425 passes for 2,994 yards with 25 touchdowns and 13 interceptions.

HAUGSRUD DIES — Ole Haugsrud passed away in March, 1976. He was one of the prime forces in the drive to bring an NFL franchise to Minnesota. Haugsrud sat on the Board of Directors for 16 years of the team's existence. He is replaced on the team's Board of Directors by his widow Margaret Haugsrud.

EIGHTH DIVISION TITLE — The Vikings clinched their 4th consecutive NFC Central championship and their 8th division title in 9 years by defeating the Packers, 17-10, at Milwaukee County Stadium on Nov. 21, 1976. Minnesota finished the season with the best record in the NFC at 11-2-1.

FOURTH SUPER BOWL — The Vikings played in their 3rd Super Bowl in 4 years against the Oakland Raiders at the Rose Bowl in Pasadena, CA on Jan. 9, 1977. Minnesota lost, 32-14. The Vikings earned a trip to Super Bowl XI by defeating the Rams, 24-13, at Metropolitan Stadium on Dec. 26, 1976 in what ended up being the last Vikings playoff game at the Met.

KAPLAN NAMED TO BOARD — In 1977 team attorney Sheldon Kaplan is named to the Vikings Board of Directors. He replaces Bernard H. Ridder, Jr., who was one of the team's 5 founders.

NINTH DIVISION TITLE — The Vikings clinched the NFC Central crown on the season's final weekend by defeating the Lions, 30-21, in Detroit on Dec. 17, 1977. Minnesota wrapped up its 5th straight NFC Central title and its 9th division crown in 10 seasons.

FOURTH NFC CHAMPIONSHIP GAME — On Jan. 1, 1978 the Vikings played in their 4th NFC Championship Game in 5 years against the Dallas Cowboys at Texas Stadium. Minnesota lost to the eventual Super Bowl Champions, 23-6.

CHANGES ON BOARD — John Skoglund and Vikings General Manager Mike Lynn are named to the team's Board of Directors replacing Margaret Haugsrud and H.P. Skoglund, who was one of the team's founders. Haugsrud joined the board in 1976, replacing her husband Ole, who passed away.

10TH DIVISION TITLE — Despite losing in the regular-season finale to the Raiders, 27-20, on Dec. 17, 1978 at Oakland-Alameda County Coliseum, the Vikings captured the NFC Central title when the Packers, who played at the same time as Minnesota, lost to the Rams, 31-14, at the LA Coliseum. It was the Vikings' 6th straight NFC Central crown and their 10th division championship in 11 years.

METRODOME GROUND BREAKING — In December, 1979, ground is broken for construction of the Hubert H. Humphrey Metrodome in downtown Minneapolis. The stadium, which will house both the Vikings and Twins, is scheduled to open in April, 1982.

11TH DIVISION TITLE — Minnesota clinched its 7th NFC Central title in 8 years by defeating the Browns, 28-23, at Met Stadium on Dec. 14, 1980. It also was the Vikings' 11th division title in 13 seasons. Minnesota lost to the NFC Champion Eagles, 31-16, at Veterans Stadium on Jan. 3, 1981 in the divisional playoffs.





WINTER PARK OPENS — On May 15, 1981 the Vikings moved into a new facility in Eden Prairie that houses the team's offices, locker room and practice fields. The complex was named "Winter Park" after Max Winter, one of the Vikings founders who served as the team's president from 1965-87.

FAREWELL MET — On Dec. 20, 1981 the Vikings hosted the Chiefs in Minnesota's final game at Metropolitan Stadium. The Vikings lost, 10-6. The final points at the stadium were scored on a 33-yard field goal by Minnesota kicker Rick Danneier. The last Vikings touchdown at Metropolitan Stadium was scored on a 6-yard run by Ted Brown against Green Bay on Nov. 29, 1981.

METRODOME OPENS — The Vikings played their 1st game at the Metrodome in a preseason matchup against Seattle on Aug. 21, 1982. Minnesota prevailed, 7-3. The 1st touchdown in the new facility was scored by Joe Senner on an 11-yard pass from Tommy Kramer. The 1st regular-season game in the Metrodome was the 1982 opener on September 12, when the Vikings defeated Tampa Bay, 17-10. Ricky Young scored the 1st regular-season touchdown in the facility on a 3-yard run in the 2nd quarter.

12TH PLAYOFF APPEARANCE — In a strike-shortened 9-game 1982 season, the Vikings win 3-of-their-last-4 regular-season games to earn a post-season berth.

FIRST DOME PLAYOFF GAME — On Jan. 9, 1983 the Vikings defeated Atlanta, 30-24, in a 1st-round game that was the 1st playoff matchup in the Metrodome. Minnesota lost to the eventual Super Bowl Champion Redskins, 21-7, in the NFC semi-finals at RFK Stadium on Jan. 15, 1983.

GRANT RETIRES — On Jan. 27, 1984 Bud Grant resigned as Head Coach of the Vikings. In 17 seasons Grant led Minnesota to 12 playoff appearances, 11 division titles and 4 Super Bowls. His career regular-season record was 151-87-5 (.632).

STECKEL HIRED — Les Steckel, who was an offensive assistant with the Vikings for 5 seasons, was named the 3rd head coach in franchise history on Jan. 29, 1984. Steckel, who came to the Vikings in 1979 after working as an assistant with the 49ers, was the youngest head coach in the NFL in '84 at age 38.

GRANT RE-HIRED — On Dec. 18, 1984 Bud Grant is re-hired as the head coach of the Vikings. He replaced Les Steckel who guided the team in 1984 after Grant retired following the '83 season.

GRANT RE-RETIRE — Jan. 6, 1986 following the 1985 season, Bud Grant retired as head coach of the Vikings. He originally retired after the 1983 season but returned to coach the team in '85. At the time of his retirement he was the 6th winningest coach in NFL history with 168 career wins, including playoffs. In 18 seasons he led the Vikings to a 158-96-5 regular-season record.

BURNS HIRED — Longtime Vikings assistant coach Jerry Burns is named the 4th head coach in team history on Jan. 7, 1986. He served as the Vikings offensive coordinator from 1968-85, when the team won 11 division titles and played in 4 Super Bowls.

TARKENTON ENSHRINED — On Aug. 2, 1986 Fran Tarkenton became the 1st player who spent the majority of his career with the Vikings to be inducted into the Pro Football Hall of Fame. He retired following the 1978 season with NFL career records for passing yards (47,003), completions (3,686) and touchdown passes (342). He led the team to 6 NFC Central titles, 4 NFC Championship Games and 3 Super Bowls.

13TH PLAYOFF APPEARANCE — Despite a strike replacement unit that saddled the Vikings with 3 losses, the team made the playoffs as a wild-card entrant with an 8-7 record in 1987. It was the team's 1st post-season appearance under Jerry Burns, who was in his 2nd season as the Vikings head coach.

FIFTH NFC CHAMPIONSHIP GAME — The Vikings played the Redskins in the NFC Championship Game on Jan. 17, 1988 at RFK Stadium. Trailing 17-10, the Vikings drove to the Redskins' 6-yard line with a little over a minute left in the game but failed to get the ball into the end zone. Minnesota upset New Orleans, 44-10, at the Superdome and San Francisco, 36-24, at Candlestick Park in the first 2 rounds of the playoffs to earn a trip to the conference title game.

BOARD ADDS MEMBERS — Four people were added to the Vikings Board of Directors in 1988. Joining Max Winter, John Skoglund, Jack Steele, Sheldon Kaplan and Mike Lynn were Wheelock Whitney, Jaye Dyer, Irwin Jacobs and Carl Pohlad.

PAGE ENSHRINED — On July 30, 1988 Alan Page becomes the 2nd player who spent the majority of his career with the Vikings to be inducted into the Pro Football Hall of Fame. Drafted by Minnesota in the 1st round in 1967, Page made the Pro Bowl 9 times. In 1971 he became the 1st defensive play-



er to be named the NFL's Most Valuable Player by Associated Press. Page played on teams that won 10 NFC Central titles and played in 4 Super Bowls.

14TH PLAYOFF APPEARANCE — The Vikings won 6-of-their-last-7 games in 1988 to earn a wild-card berth into the playoffs. Minnesota finished with an 11-5 record then defeated the Rams, 28-17, on December 26 in a first-round playoff game at the Metrodome. The Vikings fell the following week to eventual Super Bowl Champion San Francisco, 34-9, at Candlestick Park.

REMAINING FOUNDER LEAVES BOARD — In 1989 Max Winter, the last of the original 5 Vikings' founders on the team's Board of Directors, left the board. He also served as the team's president from 1965-87. He is replaced on the board by Gerald Schwalbach.

WALKER ACQUIRED — On Oct. 12, 1989 the Vikings acquired Herschel Walker from Dallas for Issiac Holt, David Howard, Darrin Nelson, Jesse Solomon, Alex Stewart, a first-round choice in 1992, conditional 1st-round choices in 1990 and '91, conditional 2nd-round choices in 1990, '91 and '92, and a conditional 3rd-round choice in 1992. The final result of the trade gave the Vikings Walker, a 3rd (Mike Jones), 5th (Reggie Thornton) and 10th-round choice (Pat Newman) in 1990 and a 3rd-round choice in 1991 (Jake Reed), while Dallas received all 5 players, a 1st, 2nd and 6th-round choice in 1990, a 1st and 2nd-round choice in 1991 and a 1st, 2nd and 3rd-round choice in 1992.

12TH DIVISION TITLE — The Vikings captured their 12th division title since 1968 by defeating the Cincinnati Bengals, 29-21, at the Metrodome in a Monday night game on Christmas Day in 1989. It also was Minnesota's 15th post-season appearance in the past 22 years. The Vikings finished the season with a 10-6 record but lost to eventual Super Bowl Champion San Francisco, 41-13, at Candlestick Park in the divisional playoffs on Jan. 6, 1990.

HEADRICK NAMED TEAM PRESIDENT — On Jan. 1, 1991 Roger Headrick became president and Chief Executive Officer of the Vikings. He replaced Mike Lynn as the person in charge of day-to-day operations of the club. In addition Headrick and Philip Maas replaced Jack Steele and Sheldon Kaplan on the board of directors.

BURNS RETIRES — On Dec. 3, 1991, Jerry Burns announced his retirement. In 6 seasons as Head Coach of the Vikings, Burns compiled a career record of 52-43 (.547). He also led Minnesota to 3 playoff appearances, including a division title and an NFC Championship Game.

CHANGES ON BOARD — On Dec. 16, 1991 the team's ownership structure was reorganized. Irwin Jacobs and Carl Pohlad sold their shares to an ownership group consisting of Vikings President and CEO Roger Headrick, John Skoglund, Jaye Dyer, Philip Maas, Mike Lynn, Wheelock Whitney, James Binger, Bud Grossman, Elizabeth MacMillan and Carol Sperry.

GREEN NAMED HEAD COACH — On Jan. 10, 1992 Dennis Green is named the 5th Head Coach in team history. He came to Minnesota after turning around a struggling Stanford University football program as head coach there from 1989-91.

13TH DIVISION TITLE — On Dec. 20, 1992 the Vikings defeat the Steelers, 6-3, at Three Rivers Stadium to earn the franchise's 13th division title. It also was Minnesota's 16th playoff season since 1968. Dennis Green also posted the most victories (11) and the 1st division title by a 1st-year head coach in team history. The Vikings lost to the defending Super Bowl champion Redskins.

24-7, in a 1st-round playoff game at the Metrodome on Jan. 2, 1993.

17TH PLAYOFF APPEARANCE — For the first time since 1974, the Vikings won their final 3 regular-season games to earn a wild-card playoff berth. It was the team's 17th postseason appearance since 1968. Minnesota lost to the Giants, 17-10, in Giants Stadium in a first-round playoff game on Jan. 9, 1994.

MOON ACQUIRED — On April 14, 1994 the Vikings traded a 4th-round draft choice in 1994 and a 3rd-round draft choice in 1995 to the Houston Oilers for quarterback Warren Moon, who has thrown for more yardage and touchdowns as a professional than any other player. He set team season records for passing yards (4,264) in '94 and for completions (377) and touchdown passes (33) in '95.

GRANT ENSHRINED — On July 30, 1994 Bud Grant is inducted into the Pro Football Hall of Fame. He coached the Vikings from 1967-83 then again in '85. During his tenure Minnesota made the playoffs 12 times, won 11 division titles and played in 4 Super Bowls. Grant also is the first person to be elected to the Pro Football Hall of Fame and the Canadian Football League Hall of Fame.

14TH DIVISION TITLE — On the final day of the 1994 regular season, the Vikings defeat the 49ers, 21-14, in a Monday night game to earn their 2nd NFC Central title in 3 seasons and their 3rd straight playoff berth. It also was Minnesota's 14th division title and 18th postseason appearance since 1968. Dennis Green became only the 7th coach in NFL history to lead his team to the playoffs in each of his first 3 seasons.

FINKS ENSHRINED — Former Vikings General Manager Jim Finks is inducted into the Pro Football Hall of Fame on July 25, 1995. During his decade with Minnesota, the team won 5 division titles and appeared in 2 Super Bowls.

WINTER PASSES AWAY — Max Winter, who served as the owner and President of the Vikings from 1965-87, passed away on July 26, 1996. He was one of the prime forces bringing an NFL franchise to Minnesota and was a big factor in the building of the Metrodome and attracting Super Bowl XXVI to the Twin Cities.

19TH PLAYOFF APPEARANCE — On Dec. 15, 1996 the Vikings defeat the Buccaneers, 21-10, in the Metrodome. After a Washington loss to Arizona later that day, Minnesota is guaranteed a playoff berth for the 19th time since 1968 and the 4th time in 5 seasons under Dennis Green. The Vikings lost, 40-15, to the defending Super Bowl Champion Dallas Cowboys in a first-round playoff game at Texas Stadium on Dec. 28, 1996.

20TH PLAYOFF APPEARANCE — On Dec. 21, 1997 the Vikings beat the Colts in the regular season finale to reach the playoffs for the 20th in



team history and the 5th time in 6 seasons under Dennis Green. The Vikings went on the road and came back from 16 points down to defeat the New York Giants 23-22 at the Meadowlands on Dec. 27, 1997. It was the biggest comeback win in team playoff history and the 5th biggest postseason comeback in NFL history. The following week the Vikings lost, 38-22, to the San Francisco 49ers in the Divisional Playoffs on Jan. 3, 1998.

KRAUSE ENSHRINED — On August 1, 1998 Paul Krause is inducted into the Pro Football Hall of Fame. Krause played free safety with the Vikings from 1968-79 and the Redskins from 1964-67. He holds the NFL record for career interceptions with 81. Krause was selected to 8 Pro Bowls in his 15-year career.

BOARD AGREES TO SELL — On July 3, 1998 The Minnesota Vikings 10 owners voted unanimously to accept the bid of Texas businessman B.J. "Red" McCombs to purchase the Vikings organization.

NFL APPROVES MCCOMBS — On July 28, 1998 the NFL owners unanimously approved Red McCombs' purchase of the Minnesota Vikings, finalizing the change of ownership from the 10 previous owners to sole ownership by McCombs.

WOODS NAMED TEAM PRESIDENT — On August 20, 1998 Gary Woods became President and Chief Executive Officer of the Vikings. He replaced Roger Headrick as the person responsible for day-to-day operations of the franchise.

GREEN GRANTED CONTRACT EXTENSION — Head Coach Dennis Green received a 3-year contract extension on September 5, the day before the 1998 regular-season opener vs. Tampa Bay. The extension keeps Green with Minnesota through the 2001 season. Named Head Coach in January 1992, Green has the 2nd-longest tenure among the four head coaches in Viking history. Green was named Vice President of Football Operations prior to the 1999 season, placing him in charge of all aspects of the Vikings football operation.

VIKINGS DELIVER BEST SEASON IN TEAM HISTORY — The Vikings won their 15th NFC Central Division title and became only the 3rd team in NFL history to go 15-1 through the regular season with their 26-16 win at Tennessee in the regular-season finale. The Vikings also established a new NFL scoring record with 556 points, breaking the old mark of 541 set by the 1983 Washington Redskins.

SIXTH NFC CHAMPIONSHIP GAME — The Vikings hosted Atlanta in the 6th NFC Championship game in franchise history with a berth in Super Bowl XXXIII on the line. The teams played to a 27-27 deadlock during regulation, forcing the game into overtime where the Falcons claimed a 30-27 win.

It was the first NFC Championship game played in the Metrodome.

22ND PLAYOFF APPEARANCE — The Vikings turned their 1999 season around, winning eight of the final 10 games to finish 10-6 and host a 1st-round playoff game vs. Dallas. Robert Smith set a team post-season record with 140 rushing yards in the win 27-10 win over the Cowboys. The Vikings fell 49-37 to eventual Super Bowl XXXIV champion St. Louis in the Divisional Round at the TWA Dome.

CARTER NAMED MAN OF THE YEAR — Cris Carter was honored as the first recipient of the Walter Payton NFL Man of the Year Award for civic involvement, charity work and displaying high character on January 29, 2000 in a ceremony during Super Bowl week in Atlanta. The award was re-named after Payton, a Hall of Fame running back who died in 1999.

KELLY NAMED TO EXECUTIVE VICE PRESIDENT POSITION — Former team lawyer Mike Kelly was named the team's Executive Vice President in February 2000. His duties include overseeing all business related matters for the team and serving as the team's point person in the drive for a new stadium.

SMITH BREAKS TEAM RUSHING RECORD — Robert Smith surpassed Chuck Foreman's 20-year old career rushing record in the teams 28-16 win at Chicago (10/15/00). Smith ended his career with 6,818 yards. He also established a new team record with 1,521 rushing yards on the season and holds the team record with 29 career 100-yard games.



40TH ANNIVERSARY TEAM ANNOUNCED — The Vikings celebrated their 40th season of NFL football in 2000, highlighted by a luncheon on November 30 to introduce the Vikings 40th Anniversary Team. That night the Vikings topped Detroit 24-17 and Cris Carter caught his 1,000th pass on a 4-yard TD from Daunte Culpepper. Carter is only the 2nd player in NFL history to record 1,000 career receptions.

15TH DIVISION TITLE — The Vikings overcame every critics expectations in 2000 to post and 11-5 regular-season record, win the franchises' 15th NFC Central title and made the 23rd playoff appearance in team history, ending in the teams 7th NFC Championship game at Giants Stadium.

YARY ENSHRINED — On August 4, 2000 Ron Yary is enshrined in the Pro Football Hall of Fame. Yary played 14 seasons with Minnesota and played in 4 Super Bowls and 7 Pro Bowls during his career.



VIKINGS RESULTS: YEAR-BY-YEAR

ALL-TIME RECORD: REGULAR SEASON 334-255-9 / POST SEASON 17-23 / OVERTIME 14-13-2

1961

Head Coach: Norm Van Brocklin

Preseason (0-5)

8/5	L	13	Dallas at Sioux Falls (4,954)	38
8/18	L	3	at Baltimore Colts (10,203)	13
8/26	L	10	San Fran. at Portland (27,044)	14
9/2	L	7	Chicago at Cedar Rapids (12,500)	30
9/10	L	17	LA Rams (27,982)	21

Regular Season (3-11)

Finish: Seventh in NFL Western Conference

9/17	W	37	Chicago (32,238)	13
9/24	L	7	at Dallas (12,992)	21
10/1	L	33	at Baltimore Colts (54,259)	34
10/8	L	0	Dallas (33,070)	28
10/15	L	24	San Francisco (34,415)	28
10/22	L	7	Green Bay (42,007)	33
10/29	L	10	at Green Bay (Milw.) (44,112)	28
11/5	L	17	at LA Rams (38,594)	31
11/12	W	28	Baltimore Colts (38,010)	20
11/19	L	10	at Detroit (32,296)	37
11/26	L	28	at San Francisco (43,905)	38
12/3	W	42	LA Rams (30,068)	21
12/10	L	7	at Detroit (42,655)	13
12/17	L	35	at Chicago (34,539)	62

285

407

1962

Head Coach: Norm Van Brocklin

Preseason (2-3)

8/11	L	24	San Francisco at Seattle (22,500)	30
8/18	L	24	LA Rams at Portland (23,544)	33
8/25	L	21	St. L. Cards at Mpls. Parade (15,900)	24
9/2	W	24	Baltimore Colts (29,544)	13
9/8	W	45	Dallas at Atlanta (12,500)	26

Regular Season (2-11-1)

Finish: Sixth in NFL Western Conference

9/16	L	7	at Green Bay (38,669)	34
9/23	L	7	Baltimore Colts (30,787)	34
9/30	L	7	at San Francisco (38,407)	21
10/7	L	0	Chicago (33,141)	13
10/14	L	21	Green Bay (41,475)	48
10/21	W	38	at LA Rams (33,071)	14
10/28	W	31	Philadelphia (30,071)	21
11/4	L	3	at Pittsburgh (14,642)	39
11/11	L	30	at Chicago (46,984)	31
11/18	L	6	Detroit (31,257)	17
11/25	T	24	LA Rams (26,728)	24
12/2	L	12	San Francisco (33,076)	35
12/9	L	23	at Detroit (42,256)	37
12/16	L	14	at Baltimore Colts (53,645)	42

254

410

1963

Head Coach: Norm Van Brocklin

Preseason (4-1)

8/10	W	43	San Francisco at Portland (20,837)	28
8/17	W	27	at LA Rams (42,986)	3
8/25	W	17	NY Giants (29,815)	16
8/31	L	27	Philadelphia at Hershey (15,861)	34
9/6	W	35	at St. Louis (30,842)	0

Regular Season (5-8-1)

Finish: Tied Fourth in NFL Western Conf.

9/15	W	24	at San Francisco (30,781)	20
9/22	L	7	Chicago (33,923)	28
9/29	W	45	San Francisco (28,567)	14
10/6	L	14	St. Louis Cards (30,220)	56
10/13	L	28	Green Bay (42,587)	37
10/20	L	24	at LA Rams (30,555)	27
10/27	L	10	at Detroit (44,509)	28
11/3	W	21	LA Rams (33,567)	13
11/10	L	7	at Green Bay (42,327)	27
11/17	L	34	Baltimore Colts (33,136)	37
11/24	W	34	Detroit (28,763)	31
12/1	T	17	at Chicago (47,249)	17
12/8	L	10	at Baltimore Colts (54,122)	41
12/15	W	34	at Philadelphia (54,403)	13

309

390

1964

Head Coach: Norm Van Brocklin

Preseason (5-0)

8/8	W	21	NY Giants (31,581)	7
8/15	W	24	St. L. Cards at Atlanta (9,500)	10
8/22	W	24	San Fran. at Salt Lake (20,207)	21
8/29	W	34	at LA Rams (39,938)	23
9/5	W	21	Philadelphia at Hershey (9,212)	20

Regular Season (8-5-1)

Finish: Tied Second in NFL Western Conf.

9/13	L	34	Baltimore Colts (35,563)	24
9/20	L	28	Chicago (41,387)	34
9/27	L	13	at LA Rams (50,009)	22
10/4	W	24	at Green Bay (42,327)	23
10/11	L	20	Detroit (40,840)	24
10/18	W	30	Pittsburgh (39,873)	10
10/25	W	27	at San Fran. (31,845)	22
11/1	L	13	Green Bay (44,278)	42
11/8	W	24	San Francisco (40,408)	7
11/15	L	14	at Baltimore Colts (60,213)	17
11/22	T	23	at Detroit (48,291)	23
11/29	W	34	LA Rams (31,677)	13
12/6	W	30	at NY Giants (62,802)	21
12/13	W	41	at Chicago (46,486)	14

355

296

1965

Head Coach: Norm Van Brocklin

Preseason (5-0)

8/14	W	31	Pittsburgh at Atlanta (39,240)	21
8/20	W	35	Philadelphia (43,125)	21
8/28	W	20	Washington at Chari. (20,426)	16
9/3	W	57	Dallas at Birmingham (41,500)	17
9/11	W	24	NY Giants at Omaha (14,250)	9

Regular Season (7-7)

Finish: Tied Fifth in NFL Western Conf.

9/19	L	16	at Baltimore Colts (56,562)	35
9/26	L	29	Detroit (46,826)	31
10/3	W	38	at LA Rams (36,755)	35
10/9	W	40	NY Giants (44,283)	14
10/17	L	17	Chicago (47,428)	45
10/24	W	42	at San Francisco (42,680)	41
10/31	W	27	at Cleveland (83,505)	13
11/7	W	24	LA Rams (47,426)	38
11/14	L	21	Baltimore Colts (47,426)	41
11/21	L	13	Green Bay (47,426)	31
11/28	L	24	San Francisco (40,306)	45
12/5	L	19	at Green Bay (40,852)	24
12/12	W	29	at Detroit (45,420)	17
12/19	W	24	at Chicago (46,604)	7

383

403

1966

Head Coach: Norm Van Brocklin

Preseason (3-1-1)

8/6	T	8	Detroit at New Orleans (38,500)	6
8/13	W	35	Pittsburgh at Portland (21,228)	6
8/20	W	24	LA Rams (40,270)	10
8/26	W	30	Washington at Cleve. (83,414)	27
9/2	L	24	at Dallas (58,316)	28

Regular Season (4-9-1)

Finish: Tied Sixth in NFL Western Conf.

9/11	T	20	at San Francisco (29,312)	20
9/18	L	23	Baltimore Colts (47,426)	38
9/25	L	17	at Dallas (64,116)	28
10/2	L	10	Chicago (47,426)	13
10/16	W	35	LA Rams (47,426)	7
10/23	L	17	at Baltimore Colts (60,238)	20
10/30	W	28	San Francisco (45,077)	3
11/6	W	20	at Green Bay (50,861)	17
11/13	L	31	Detroit (43,939)	32
11/20	L	16	at LA Rams (38,775)	21
11/27	L	16	Green Bay (47,426)	28
12/4	L	13	Atlanta (37,117)	20
12/11	W	28	at Detroit (43,022)	16
12/18	L	28	at Chicago (45,191)	41

292

304

1967

Head Coach: Bud Grant

Preseason (2-3)

8/12	W	34	Philadelphia at Tulsa (24,500)	0
8/18	L	9	at Denver (31,850)	14
8/27	L	3	NY Giants at New Haven (43,584)	21

9/2 W 16 Atlanta at Cleveland (84,236) 3

9/10 L 14 Cleveland (40,012) 42

Regular Season (3-8-3)

Finish: Fourth in NFL Central

9/17	L	21	San Francisco (39,638)	27
9/22	L	3	at LA Rams (52,255)	39
10/1	L	7	Chicago (44,868)	17
10/8	L	24	St. Louis Cards (40,017)	34
10/15	W	10	at Green Bay (Milw.) (49,601)	7
10/22	T	20	Baltimore Colts (47,693)	20
10/29	L	20	at Atlanta (52,859)	21
11/5	W	27	NY Giants (44,960)	24
11/12	T	10	Detroit (40,032)	10
11/19	L	10	at Cleveland (68,431)	14
11/26	W	41	at Pittsburgh (23,773)	27
12/3	L	27	Green Bay (47,893)	30
12/10	T	10	at Chicago (40,110)	10
12/17	L	3	at Detroit (44,874)	14

233

294

1968

Head Coach: Bud Grant

Preseason (3-2)

8/10	L	10	Kansas City (45,228)	13
8/17	W	39	at Denver (20,901)	16
8/24	W	52	Philadelphia (41,229)	10
9/1	L	28	at St. Louis Cards (25,233)	31
9/6	W	20	New Orleans at Shreveport (23,000)	17

Regular Season (8-6)

Finish: NFL Central Champions

9/14	W	47	Atlanta (45,563)	7
9/22	W	26	at Green Bay (Milw.) (49,346)	13
9/29	L	17	Chicago (47,644)	27
10/6	W	24	Detroit (44,289)	10
10/13	L	17	at New Orleans (71,105)	20
10/20	L	7	Dallas (47,644)	20
10/27	L	24	at Chicago (46,562)	26
11/3	W	27	Washington (47,644)	14
11/10	W	14	Green Bay (47,644)	10
11/17	W	13	at Detroit (48,654)	6
11/24	L	9	at Baltimore Colts (60,238)	21
12/1	L	3	LA Rams (47,644)	31
12/8	W	30	at San Francisco (29,049)	20
12/15	W	24	at Philadelphia (54,530)	17

282

242

Western Conference Championship

(Memorial Stadium, Baltimore, MD)

12/22 L 14 Baltimore Colts (60,238) 24

NFL Playoff Bowl (Orange Bowl, Miami, FL)

1/5/69 L 13 Dallas (22,961)* 17

*Statistics from game do not count.

1969

Head Coach: Bud Grant

Preseason (5-1)

8/2	W	45	Miami at Tampa (37,219)	10
8/9	W	26	Denver (45,916)	6
8/23	W	41	St. L. Cards at Memphis (34,417)	13
8/30	L	21	NY Jets at Winston-Salem (31,500)	24

9/6 W 28 NY Giants (47,900) 27

9/13 W 23 Cleveland at Akron (28,551) 16

Regular Season (12-2)

Finish: NFL Central Champions

9/21	L	23	at NY Giants (62,900)	24
9/28	W	52	Baltimore Colts (47,900)	14
10/5	W	19	Green Bay at U. of MN (60,740)	7
10/12	W	31	at Chicago (45,757)	0
10/19	W	27	at St. Louis Cards (49,430)	10
10/26	W	24	Detroit (47,900)	10
11/2	W	31	Chicago (47,900)	14
11/9	W	51	Cleveland (47,900)	3
11/16	W	9	at Green Bay (Milw.) (48,321)	7
11/23	W	52	Pittsburgh (47,202)	14
11/27	W	27	at Detroit (57,906)	0
12/7	W	20	at LA Rams (80,430)	13
12/14	W	10	San Francisco (43,028)	7
12/21	L	3	at Atlanta (52,872)	10

379

Super Bowl IV (Tulane Stadium, New Orleans, LA)

1/11/70 L 7 Kansas City (80,562) 23

1970

Head Coach: Bud Grant

Preseason (4-2)

8/8 L 13 New Orleans at Canton (17,932) 14

8/15 L 13 Pittsburgh (45,591) 20

8/22 W 14 at Houston (44,563) 7

8/30 W 52 NY Jets (47,900) 21

9/5 W 24 at Cleveland (83,043) 21

9/11 W 31 at Detroit (46,630) 30

Regular Season (12-2)

Finish: NFC Central Champions

9/20 W 27 Kansas City (47,800) 10

9/27 W 26 New Orleans (47,900) 0

10/4 L 10 at Green Bay (Milw.) (47,967) 13

10/11 W 24 at Chicago (45,485) 0

10/18 W 54 Dallas (47,900) 13

10/26 W 13 LA Rams (47,900) 0

11/1 W 30 at Detroit (58,210) 7

11/8 W 19 at Washington (50,415) 10

11/15 W 24 Detroit (47,900) 20

11/22 W 10 Green Bay (47,900) 3

11/29 L 10 at NY Jets (62,333) 20

12/5 W 16 Chicago (47,900) 13

12/13 W 35 at Boston (37,819) 14

12/20 W 37 at Atlanta (57,992) 7

335 143

NFC Divisional Playoffs

(Metropolitan Stadium, Bloomington, MN)

12/27 L 14 San Francisco (46,050) 17

1971

Head Coach: Bud Grant

Preseason (4-2)

8/8 L 10 New England at Univ. of MN (31,813) 17

8/14 W 34 at San Diego (49,267) 7

8/21 W 34 Chicago (47,900) 14

8/28 W 26 at Pittsburgh (46,276) 21

9/4 L 7 at Denver (43,000) 14

9/11 W 24 Miami (47,900) 0

Regular Season (11-3)

Finish: NFC Central Champions

9/20 W 16 at Detroit (54,418) 13

9/26 L 17 Chicago (47,900) 20

10/3 W 19 Buffalo (47,900) 0

10/10 W 13 at Philadelphia (65,258) 0

10/17 W 24 at Green Bay (56,263) 13

10/25 W 10 Baltimore Colts (49,784) 3

10/31 W 17 at NY Giants (62,829) 13

11/7 L 9 San Francisco (49,784) 10

11/14 W 3 Green Bay (49,784) 0

11/21 W 23 at New Orleans (83,130) 0

11/28 W 24 Atlanta (49,784) 7

12/5 L 14 at San Diego (54,505) 30

12/11 W 29 Detroit (49,784) 10

12/19 W 27 at Chicago (55,049) 10

245 139

NFC Divisional Playoffs

(Metropolitan Stadium, Bloomington, MN)

12/25 L 12 Dallas (49,100) 20

1972

Head Coach: Bud Grant

Preseason (3-2)

8/12 W 24 San Diego (47,900) 13

8/18 L 10 at Buffalo (41,006) 21

8/26 W 20 at Cleveland (70,583) 17

9/4 W 26 Houston (47,900) 14

9/10 L 19 at Miami (74,298) 21

Regular Season (7-7)

Finish: Third in NFC Central

9/18 L 21 Washington (47,900) 24

9/24 W 34 at Detroit (54,418) 10

10/1 L 14 Miami (47,900) 16

10/8 L 17 St. Louis Cards (49,784) 9

10/15 W 23 at Denver (51,656) 20

10/23 L 10 at Chicago (55,701) 13

10/29 W 27 at Green Bay (56,263) 13

11/5 W 37 New Orleans (49,784) 6

11/12 W 16 Detroit (49,784) 14

11/19 W 45 at LA Rams (77,982) 41

11/26 L 10 at Pittsburgh (50,348) 23

12/3 W 23 Chicago (49,784) 23

12/10 L 7 Green Bay (49,784) 23

12/16 L 17 at San Francisco (61,214) 20

301 252

1973

Head Coach: Bud Grant

Preseason (5-0)

8/11 W 10 Pittsburgh (46,619) 6

8/18 W 13 at Kansas City (72,676) 10

8/25 W 34 at Oakland (57,515) 10

8/31 W 20 Miami (46,619) 17

9/8 W 24 at San Diego (42,007) 16

Regular Season (12-2)

Finish: NFC Central Champions

9/16 W 24 Oakland (46,619) 16

9/23 W 22 at Chicago (55,701) 13

10/30 W 11 Green Bay (48,503) 3

10/7 W 23 at Detroit (54,418) 9

10/14 W 17 at San Francisco (59,359) 13

10/21 W 28 Philadelphia (48,503) 21

10/28 W 10 LA Rams (48,503) 9

11/4 W 26 Cleveland (48,503) 3

11/11 W 28 Detroit (48,503) 7

11/19 L 14 at Atlanta (50,850) 20

11/25 W 31 Chicago (48,503) 13

12/2 L 0 at Cincinnati (59,580) 27

12/8 W 31 at Green Bay (56,267) 7

12/16 W 31 at NY Giants (New Haven) (70,043) 7

296 168

NFC Divisional Playoffs

(Metropolitan Stadium, Bloomington, MN)

12/22 W 27 Washington (46,409) 20

NFC Championship Game

(Texas Stadium, Irving, TX)

12/30 W 27 Dallas (60,272) 10

Super Bowl VIII

(Rice Stadium, Houston, TX)

1/13/74 L 7 Miami (68,142) 24

1974

Head Coach: Bud Grant

Preseason (3-2)

8/10 L 21 at Denver (23,822) 27

8/19 L 9 at Miami (67,963) 21

8/29 W 32 Buffalo (46,553) 13

8/31 W 14 at St. Louis Cards (42,544) 10

9/7 W 42 San Diego (46,553) 0

Regular Season (10-4)

Finish: NFC Central Champions

9/15 W 32 at Green Bay (56,312) 17

9/22 W 7 at Detroit (49,703) 6

9/29 W 11 Chicago (46,619) 7

10/6 W 23 at Dallas (60,817) 21

10/13 W 51 Houston (48,490) 10

10/20 L 16 Detroit (48,501) 20

10/27 L 14 New England (48,497) 17

11/3 W 17 at Chicago (55,753) 0

11/11 W 28 at St. Louis Cards (51,392) 24

11/17 L 7 Green Bay (48,480) 19

11/24 L 17 at LA Rams (50,266) 20

12/1 W 29 New Orleans (48,456) 9

12/7 W 23 Atlanta (48,480) 10

12/14 W 35 at Kansas City (72,474) 15

310 195

NFC Divisional Playoffs

(Metropolitan Stadium, Bloomington, MN)

12/21 W 30 St. Louis Cards (44,626) 14

NFC Championship Game

(Metropolitan Stadium, Bloomington, MN)

12/29 W 14 LA Rams (47,404) 10

Super Bowl IX

(Tulane Stadium, New Orleans, LA)

1/12/75 L 6 Pittsburgh (80,997) 16

1975

Head Coach: Bud Grant

Preseason (2-3-1)

8/9 L 15 NY Jets at Phoenix (51,323) 20

8/17 L 10 at New England (40,218) 36

8/23 W 16 at Dallas (45,395) 13

9/1 W 20 Miami (47,653) 7

9/6 L 6 St. Louis Cards (46,975) 13

9/13 T 14 at San Diego (31,642) 14

Regular Season (12-2)

Finish: NFC Central Champions

9/21 W 27 San Francisco (48,418) 17

9/28 W 42 at Cleveland (65,419) 10

10/5 W 28 Chicago (48,446) 3

10/12 W 29 NY Jets (45,444) 21

10/19 W 25 Detroit (46,446) 19

10/27 W 13 at Chicago (56,302) 9

11/2 W 26 at Green Bay (55,279) 17

11/9 W 38 Atlanta (48,446) 0

11/16 W 20 at New Orleans (60,214) 7

11/23 W 28 San Diego (48,443) 13

11/30 L 30 at Washington (54,311) 31

12/7 W 24 Green Bay (46,446) 3

12/14 L 10 at Detroit (78,990) 17

12/20 W 35 at Buffalo (73,391) 13

377 180

NFC Divisional Playoffs

(Metropolitan Stadium, Bloomington, MN)

12/28 L 14 Dallas (46,425) 17

1976

Head Coach: Bud Grant

Preseason (3-3)

7/31 L 3 at Miami (39,399) 15

8/7 W 13 at Kansas City (32,851) 10

8/16 L 7 at Cleveland (44,336) 31

8/22 W 23 Cincinnati (43,784) 17

8/28 W 20 Philadelphia (46,512) 16

9/5 L 17 at Denver (52,129) 30

Regular Season (11-2-1)

Finish: NFC Central Champions

9/12 W 40 at New Orleans (58,156) 9

9/19 T 10 LA Rams (47,310) (OT) 10

9/26 W 10 at Detroit (77,292) 9

10/4 W 17 Pittsburgh (47,809) 6

10/10 W 20 Chicago (47,948) 19

10/17 W 24 NY Giants (47,156) 7

10/24 W 31 at Philadelphia (56,233) 12

10/31 L 13 at Chicago (56,602) 14

11/7 W 33 Detroit (46,735) 23

11/14 W 27 Seattle (45,087) 21

11/21 W 17 at Green Bay (Milw.) (53,104) 10

11/29 L 16 at San Francisco (56,775) 20

12/5 W 20 Green Bay (43,700) 9

12/11 W 29 at Miami (46,543) 7

305 176

NFC Divisional Playoffs

(Metropolitan Stadium, Bloomington, MN)

12/18 W 35 Washington (47,221) 20

NFC Championship Game

(Metropolitan Stadium, Bloomington, MN)

12/26 W 24 LA Rams (47,191) 13

Super Bowl XI

(Rose Bowl, Pasadena, CA)

1/9/77 L 14 Oakland (103,438) 32

1977

Head Coach: Bud Grant

Preseason (4-2)

8/6 W 34 at LA Rams (55,168) 17

8/13 W 24 Cleveland (45,370) 33

8/19 L 7 at Baltimore (45,529) 29

8/26 W 33 Miami (44,396) 6

9/3 L 7 at Cincinnati (52,942) 26

9/10 W 30 at Buffalo (35,017) 6

Regular Season (9-5)

8/26 W 30 Buffalo (45,062) 27

Regular Season (8-7-1)

Finish: NFC Central Champions

9/3	L	24	at New Orleans (54,187)	31
9/11	W	12	Denver (46,508) (OT)	9
9/17	L	10	Tampa Bay (46,152)	16
9/25	W	24	at Chicago (53,561)	20
10/1	W	24	Tampa Bay (65,972)	7
10/8	L	28	at Seattle (62,031)	29
10/13	L	17	LA Rams (46,551)	34
10/22	W	21	Green Bay (47,411)	7
10/26	W	21	Dallas (61,848)	10
11/5	W	17	Detroit (46,008)	7
11/12	W	17	Chicago (43,288)	14
11/19	L	7	San Diego (38,859)	13
11/26	T	10	at Green Bay (51,737) (OT)	10
12/3	W	28	Philadelphia (38,722)	27
12/9	L	14	at Detroit (78,685)	45
12/17	L	20	at Oakland (44,643)	27
			294	306

NFC Divisional Playoffs

(LA Coliseum, Los Angeles, CA)

12/31	L	10	LA Rams (69,631)	34
-------	---	----	------------------	----

1979

Head Coach: Bud Grant

Preseason (0-4)

8/2	L	9	at Seattle (60,881)	12
8/11	L	0	at San Diego (49,037)	19
8/18	L	10	Miami (45,790)	21
8/23	L	0	Kansas City (39,578)	25

Regular Season (7-9)

Finish: Third in NFC Central

9/8	W	28	San Francisco (46,539)	22
9/9	L	7	at Chicago (53,231)	26
9/16	L	12	Miami (46,187)	27
9/23	W	27	Green Bay (45,524) (OT)	21
9/30	W	13	at Detroit (75,295)	10
10/7	L	20	Dallas (47,572)	36
10/15	L	7	at NY Jets (54,479)	14
10/21	W	30	Chicago (41,164)	27
10/28	L	10	Tampa Bay (46,906)	12
11/4	L	7	at St. Louis (47,213)	37
11/11	L	7	at Green Bay (Milw.) (52,706)	19
11/18	W	14	Detroit (43,650)	7
11/25	W	23	at Tampa Bay (70,039)	22
12/2	L	21	at LA Rams (56,700) (OT)	27
12/9	W	10	Buffalo (42,239)	3
12/16	L	23	at New England (54,710)	27
			259	337

1980

Head Coach: Bud Grant

Preseason (3-1)

8/9	W	21	San Diego (45,179)	17
8/16	L	10	at Kansas City (39,879)	14
8/23	W	17	at Miami (36,116)	30
8/30	W	38	Cleveland (47,282)	16

Regular Season (9-7)

Finish: NFC Central Champions

9/7	W	24	Atlanta (44,733)	23
9/14	L	7	Philadelphia (46,460)	42
9/21	W	34	at Chicago (59,983)	14
9/28	L	7	at Detroit (80,291)	27
10/5	L	17	Pittsburgh (47,583)	23
10/12	L	3	Chicago (46,751)	7
10/19	L	0	at Cincinnati (44,487)	14
10/26	L	3	at Green Bay (44,361)	16
11/2	W	39	at Washington (52,060)	14
11/9	W	34	Detroit (46,264)	0
11/16	W	38	Tampa Bay (46,032)	30
11/23	L	13	Green Bay (47,234)	25
11/30	W	23	at New Orleans (30,936)	20
12/7	W	21	at Tampa Bay (65,649)	10
12/14	W	28	Cleveland (42,202)	23
12/21	L	16	at Houston (51,064)	20
			317	308

NFC Divisional Playoffs

(Veterans Stadium, Philadelphia, PA)

1/3/81	L	16	Philadelphia (68,434)	31
--------	---	----	-----------------------	----

1981

Head Coach: Bud Grant

Preseason (1-3)

8/8	L	6	Miami (45,165)	20
8/14	L	13	at Washington (44,662)	27
8/22	W	20	Atlanta (42,906)	19
8/27	L	31	at LA Rams (60,141)	34

Regular Season (7-9)

Finish: Fourth in NFC Central

9/5	L	13	at Tampa Bay (66,287)	21
9/14	L	10	Oakland (47,186)	36
9/20	W	26	Detroit (45,340)	24
9/27	W	30	at Green Bay (Milw.) (55,012)	13
10/4	W	24	Chicago (43,827)	21
10/11	W	33	at San Diego (50,708)	31
10/18	W	35	Philadelphia (45,459)	23
10/25	L	17	at St. Louis Cards (48,039)	30
11/2	L	17	at Denver (74,834)	19
11/8	W	25	Tampa Bay (47,038)	10
11/15	W	20	New Orleans (45,215)	10
11/23	L	30	at Atlanta (54,086)	31
11/29	L	23	Green Bay (46,025)	35
12/6	L	9	at Chicago (50,766)	10
12/12	L	7	at Detroit (79,426)	45
12/20	L	6	Kansas City (41,110)	10
			325	369

1982

Head Coach: Bud Grant

Preseason (3-2)

8/7	W	30	Baltimore at Canton (23,379)	14
8/14	L	17	at Atlanta (49,831)	20
8/21	W	7	Seattle (57,880)	3
8/28	L	17	at Denver (73,371)	27
9/3	W	24	New Orleans (59,610)	21

Regular Season (5-4)

9/12	W	17	Tampa Bay (58,440)	10
9/16	L	22	at Buffalo (77,775)	23
11/21	L	7	at Green Bay (Milw.) (44,681)	26
11/28	W	35	Chicago (54,724)	7
12/5	L	14	at Miami (45,721)	22
12/12	W	13	Baltimore (53,981)	10
12/19	W	34	at Detroit (73,058)	31
12/26	L	14	NY Jets (56,672)	42
1/3/83	W	31	Dallas (60,007)	27
			187	198

NFC First-Round Playoffs

(Metrodome, Minneapolis, MN)

1/9/83	W	30	Atlanta (60,560)	24
--------	---	----	------------------	----

NFC Second-Round Playoffs

(RFK Stadium, Washington, DC)

1/15/83	L	7	at Washington (54,593)	21
---------	---	---	------------------------	----

1983

Head Coach: Bud Grant

Preseason (3-1)

8/6	W	28	St. Louis Cards at London: 10 (32,847)	
8/13	L	7	Baltimore (56,061)	10
8/19	W	19	at Seattle (54,402)	17
8/26	W	34	Denver (59,435)	3

Regular Season (8-8)

Finish: Fourth in NFC Central

9/4	W	27	at Cleveland (70,087)	21
9/8	L	17	San Francisco (58,167)	48
9/18	W	19	at Tampa Bay (47,567) (OT)	16
9/25	W	20	Detroit (58,254)	17
10/2	L	24	Dallas (62,136)	37
10/9	W	23	at Chicago (59,632)	14
10/16	W	34	Houston (58,910)	14
10/23	W	20	at Green Bay (55,236) (OT)	17
10/30	L	31	at St. Louis Cards (38,796)	41
11/6	L	12	Tampa Bay (59,239)	17
11/13	L	21	Green Bay (60,113)	29
11/20	W	17	at Pittsburgh (58,417)	14
11/27	L	16	at New Orleans (59,502)	17
12/5	L	2	at Detroit (79,169)	13
12/11	L	13	Chicago (57,880)	19
12/17	W	20	Cincinnati (51,565)	14
			316	348

1984

Head Coach: Les Steckel

Preseason (1-3)

8/4	W	37	Atlanta (51,693)	6
8/11	L	7	Miami (54,003)	29
8/18	L	10	Philadelphia (51,743)	31
8/24	L	0	at St. Louis Cards (35,864)	31

Regular Season (3-13)

Finish: Fifth in NFC Central

9/2	L	13	San Diego (57,276)	42
9/9	L	17	at Philadelphia (55,942)	19
9/16	W	27	Atlanta (53,555)	20
9/23	W	29	at Detroit (57,511)	28
9/30	L	12	Seattle (57,171)	30
10/7	L	31	at Tampa Bay (47,405)	35

10/14	L	20	at LA Raiders (49,276)	23
10/21	L	14	Detroit (57,953)	16
10/28	L	7	at Chicago (57,517)	16
11/4	W	27	Tampa Bay (54,549)	24
11/11	L	17	at Green Bay (Milw.) (52,931)	45
11/18	L	21	at Denver (74,716)	42
11/25	L	3	Chicago (56,881)	34
11/29	L	17	Washington (65,017)	31
12/8	L	7	at San Francisco (61,354)	51
12/16	L	14	Green Bay (51,197)	38
			276	484

1985

Head Coach: Bud Grant

Preseason (3-1)

8/10	W	16	at Miami (41,129)	43
8/17	W	41	Pittsburgh (56,887)	34
8/24	L	10	Seattle (56,562)	27
8/30	W	13	at Denver (69,373)	9

Regular Season (7-9)

Finish: Third in NFC Central

9/8	W	28	San Francisco (57,375)	21
9/15	W	31	at Tampa Bay (46,188)	16
9/19	L	24	Chicago (61,242)	33
9/29	W	27	at Buffalo (45,667)	20
10/6	L	10	at LA Rams (61,139)	13
10/13	L	17	at Green Bay (Milw.) (54,674)	20
10/20	W	21	San Diego (61,670)	17
10/27	L	9	at Chicago (63,815)	27
11/3	W	26	Detroit (58,012)	13
11/10	L	17	Green Bay (59,970)	27
11/17	L	21	at Detroit (54,647)	41
11/24	L	23	New Orleans (54,117)	30
12/1	W	28	at Philadelphia (54,688)	23
12/8	W	26	Tampa Bay (51,593)	7
12/15	L	13	at Atlanta (14,167)	14
12/22	L	35	Philadelphia (49,722)	37
			346	359

1986

Head Coach: Jerry Burns

Preseason (3-1)

8/9	W	30	Miami (52,865)	16
8/16	W	29	Denver (53,193)	27
8/22	L	17	at Seattle (57,730)	27
8/30	W	23	at Indianapolis (57,969)	20

Regular Season (9-7)

Finish: Second in NFC Central

9/7	L	10	Detroit (54,851)	13
9/14	W	23	at Tampa Bay (34,579)	10
9/21	W	31	Pittsburgh (56,795)	7
9/28	W	42	Green Bay (60,478)	7
10/5	L	0	at Chicago (63,921)	23
10/12	W	27	at San Francisco (58,637) (OT)	24
10/19	W	23	Chicago (62,851)	7
10/26	L	20	Cleveland (59,133)	23
11/2	L	38	at Washington (51,928) (OT)	44
11/9	W	24	at Detroit (53,725)	10
11/16	L	20	NY Giants (62,003)	22
11/23	L	20	at Cincinnati (53,003)	24
11/30	W	45	Tampa Bay (56,235)	13
12/7	W	32	at Green Bay (47,637)	6
12/14	L	10	at Houston (32,738)	23
12/21	W	33	New Orleans (51,209)	17
			398	273

1987

Head Coach: Jerry Burns

Preseason (2-2)

8/15	L	17	at New Orleans (52,884)	23
8/22	W	37	Indianapolis (49,304)	13
8/29	L	27	New England (49,339)	38
9/3	W	27	at Denver (74,081)	17

Regular Season (8-7)

Finish: Second in NFC Central

12/20	W 17	at Detroit (27,693)	14
12/26	L 24	Washington (59,160) (OT)	27
336			335

NFC First-Round Playoffs

(Superdome, New Orleans, LA)

1/3/88	W 44	New Orleans (68,127)	10
--------	------	----------------------	----

NFC Divisional Playoffs

(Candlestick Park, San Francisco, CA)

1/9/88	W 36	San Francisco (62,547)	24
--------	------	------------------------	----

NFC Championship Game

(RFK Stadium, Washington, DC)

1/17/88	L 10	Washington (55,212)	17
---------	------	---------------------	----

1988

Head Coach: Jerry Burns

Preseason (3-1)

8/7	L 20	New Orleans (47,624)	23
-----	------	----------------------	----

8/14	W 28	Chicago at Goteburg, Sweden (33,115)	21
------	------	--------------------------------------	----

8/21	W 19	at Phoenix Cards (45,429) (OT)	16
------	------	--------------------------------	----

8/26	W 24	Miami (51,463)	17
------	------	----------------	----

Regular Season (11-5)

Finish: Second in NFC Central

9/4	L 10	at Buffalo (76,783)	13
-----	------	---------------------	----

9/11	W 36	New England (55,545)	6
------	------	----------------------	---

9/18	W 31	at Chicago (63,990)	7
------	------	---------------------	---

9/25	W 23	Philadelphia (56,012)	21
------	------	-----------------------	----

10/2	L 7	at Miami (59,867)	14
------	-----	-------------------	----

10/9	W 14	Tampa Bay (55,374)	23
------	------	--------------------	----

10/16	L 14	Green Bay (59,093)	34
-------	------	--------------------	----

10/23	W 49	at Tampa Bay (48,020)	20
-------	------	-----------------------	----

10/30	L 21	at San Francisco (60,738)	24
-------	------	---------------------------	----

11/6	W 44	Detroit (55,573)	3
------	------	------------------	---

11/13	W 43	at Dallas (57,830)	17
-------	------	--------------------	----

11/20	W 12	Indianapolis Colts (56,342)	3
-------	------	-----------------------------	---

11/24	W 23	at Detroit (46,379)	0
-------	------	---------------------	---

12/4	W 45	New Orleans (61,215)	3
------	------	----------------------	---

12/11	L 6	at Green Bay (48,892)	18
-------	-----	-----------------------	----

12/19	W 28	Chicago (62,067)	27
-------	------	------------------	----

406			233
------------	--	--	------------

NFC First-Round Playoffs

(Metrodome, Minneapolis, MN)

12/26	W 28	LA Rams (57,666)	17
-------	------	------------------	----

NFC Divisional Playoffs

(Candlestick Park, San Francisco, CA)

1/1/89	L 9	San Francisco (61,848)	34
--------	-----	------------------------	----

1989

Head Coach: Jerry Burns

Preseason (3-1)

8/12	W 23	Kansas City at Memphis (63,528)	13
------	------	---------------------------------	----

8/21	W 24	Washington (50,213)	13
------	------	---------------------	----

8/26	L 14	at LA Rams (45,087)	24
------	------	---------------------	----

9/1	W 17	Cincinnati (49,867)	10
-----	------	---------------------	----

Regular Season (10-6)

Finish: NFC Central Champions

9/10	W 38	Houston (54,015)	7
------	------	------------------	---

9/17	L 7	at Chicago (66,475)	38
------	-----	---------------------	----

9/24	L 14	at Pittsburgh (50,744)	27
------	------	------------------------	----

10/1	W 17	Tampa Bay (54,817)	3
------	------	--------------------	---

10/8	W 24	Detroit (55,380)	17
------	------	------------------	----

10/15	W 26	Green Bay (62,075)	14
-------	------	--------------------	----

10/22	W 20	at Detroit (51,579)	7
-------	------	---------------------	---

10/30	L 14	at NY Giants (76,041)	24
-------	------	-----------------------	----

11/5	W 23	LA Rams (59,600) (OT)	21
------	------	-----------------------	----

11/12	W 24	at Tampa Bay (56,271)	10
-------	------	-----------------------	----

11/19	L 9	at Philadelphia (65,944)	10
-------	-----	--------------------------	----

11/26	L 19	at Green Bay (Milw.) (55,592)	20
-------	------	-------------------------------	----

12/3	W 27	Chicago (60,664)	16
------	------	------------------	----

12/10	W 43	Atlanta (58,116)	17
-------	------	------------------	----

12/17	L 17	at Cleveland (70,777) (OT)	23
-------	------	----------------------------	----

12/25	W 29	Cincinnati (58,829)	21
-------	------	---------------------	----

351			259
------------	--	--	------------

NFC Divisional Playoffs

(Candlestick Park, San Francisco, CA)

1/6/90	L 13	San Francisco (64,585)	41
--------	------	------------------------	----

1990

Head Coach: Jerry Burns

Preseason (3-1)

8/11	L 10	New Orleans (48,154)	13
------	------	----------------------	----

8/19	W 23	at Cleveland (60,980)	20
------	------	-----------------------	----

8/26	W 22	Houston (46,191)	21
------	------	------------------	----

8/31	W 20	at Miami (44,689)	17
------	------	-------------------	----

Regular Season (6-10)

Finish: Fifth in NFC Central

9/9	L 21	at Kansas City (68,363)	24
-----	------	-------------------------	----

9/16	W 32	New Orleans (56,272)	3
------	------	----------------------	---

9/23	L 16	at Chicago (65,420)	19
------	------	---------------------	----

9/30	L 20	Tampa Bay (54,462) (OT)	23
------	------	-------------------------	----

10/7	L 27	Detroit (57,586)	34
------	------	------------------	----

10/15	L 24	at Philadelphia (66,296)	32
-------	------	--------------------------	----

10/28	L 10	at Green Bay (Milw.) (55,125) (24)	22
-------	------	------------------------------------	----

11/4	W 27	Denver (57,331)	24
------	------	-----------------	----

11/11	W 17	at Detroit (68,264)	7
-------	------	---------------------	---

11/18	W 24	at Seattle (59,735)	21
-------	------	---------------------	----

11/25	W 41	Chicago (56,866)	13
-------	------	------------------	----

12/2	W 23	Green Bay (52,058)	7
------	------	--------------------	---

12/9	L 15	at NY Giants (76,121)	23
------	------	-----------------------	----

12/16	L 13	at Tampa Bay (47,272)	26
-------	------	-----------------------	----

12/22	L 24	LA Raiders (53,899)	28
-------	------	---------------------	----

12/30	L 17	San Francisco (61,590)	20
-------	------	------------------------	----

351			326
------------	--	--	------------

1991

Head Coach: Jerry Burns

Preseason (2-2)

8/3	L 21	at New Orleans (58,953)	24
-----	------	-------------------------	----

8/10	W 34	Pittsburgh (44,959)	24
------	------	---------------------	----

8/17	L 24	at Cincinnati (56,358) (OT)	27
------	------	-----------------------------	----

8/23	W 31	Cleveland (45,925)	7
------	------	--------------------	---

Regular Season (8-8)

Finish: Third in NFC Central

9/1	L 6	at Chicago (64,112)	10
-----	-----	---------------------	----

9/8	W 20	at Atlanta (50,936)	19
-----	------	---------------------	----

9/15	W 17	San Francisco (59,148)	14
------	------	------------------------	----

9/22	L 0	at New Orleans (68,591)	16
------	-----	-------------------------	----

9/29	L 6	Denver (55,031)	23
------	-----	-----------------	----

10/6	L 20	at Detroit (63,423)	24
------	------	---------------------	----

10/13	W 34	Phoenix Cards (51,209)	7
-------	------	------------------------	---

10/20	L 23	at New England (45,367)	26
-------	------	-------------------------	----

10/27	W 28	at Phoenix Cards (45,447)	0
-------	------	---------------------------	---

11/3	W 28	Tampa Bay (35,737)	13
------	------	--------------------	----

11/11	L 17	Chicago (59,001)	34
-------	------	------------------	----

11/17	W 35	at Green Bay (57,614)	21
-------	------	-----------------------	----

11/24	L 14	Detroit (51,644)	34
-------	------	------------------	----

12/8	W 26	at Tampa Bay (41,091)	24
------	------	-----------------------	----

12/15	W 20	LA Rams (61,518)	14
-------	------	------------------	----

12/21	L 7	Green Bay (52,860)	27
-------	-----	--------------------	----

301			306
------------	--	--	------------

1992

Head Coach: Dennis Green

Preseason (4-0)

8/8	W 24	Buffalo (36,603)	3
-----	------	------------------	---

8/15	W 30	Kansas City (38,132)	0
------	------	----------------------	---

8/24	W 56	at Cleveland (55,775)	3
------	------	-----------------------	---

8/29	W 30	at Washington (55,855)	0
------	------	------------------------	---

Regular Season (11-5)

Finish: NFC Central Champions

9/6	W 23	at Green Bay (58,617) (OT)	20
-----	------	----------------------------	----

9/13	L 17	at Detroit (57,519)	31
------	------	---------------------	----

9/20	W 26	Tampa Bay (48,113)	20
------	------	--------------------	----

9/27	W 42	at Cincinnati (53,847)	7
------	------	------------------------	---

10/4	W 21	Chicago (60,992)	20
------	------	------------------	----

10/15	W 31	Detroit (52,816)	14
-------	------	------------------	----

10/25	L 13	Washington (59,098)	15
-------	------	---------------------	----

11/2	W 38	at Chicago (61,257)	10
------	------	---------------------	----

11/8	W 35	at Tampa Bay (49,095)	7
------	------	-----------------------	---

11/15	L 13	Houston (56,728)	17
-------	------	------------------	----

11/22	W 17	Cleveland (53,323)	13
-------	------	--------------------	----

11/29	W 31	at LA Rams (54,831)	17
-------	------	---------------------	----

12/6	L 17	at Philadelphia (65,280)	28
------	------	--------------------------	----

12/13	L 17	San Francisco (60,685)	20
-------	------	------------------------	----

12/20	W 6	at Pittsburgh (53,613)	3
-------	-----	------------------------	---

12/27	W 27	Green Bay (61,461)	7
-------	------	--------------------	---

374			249
------------	--	--	------------

NFC First-Round Playoffs

(Metrodome, Minneapolis, MN)

1/2/93	L 7	Washington (57,353)	24
--------	-----	---------------------	----

1993

Head Coach: Dennis Green

Preseason (4-1)

8/1	W 13	at Dallas (60,110)	7
-----	------	--------------------	---

8/7	W 20	Buffalo at Berlin, Germany (67,132)	6
-----	------	-------------------------------------	---

8/14	W 23	Seattle (42,240)	10
------	------	------------------	----

8/21	L 20	at Kansas City (73,080)	27
------	------	-------------------------	----

8/26	W 30	Pittsburgh (41,512)	13
------	------	---------------------	----

Regular Season (9-7)

Finish: Second in NFC Central

9/5	L 7	at LA Raiders (44,120)	24
-----	-----	------------------------	----

9/12	W 10	Chicago (57,921)	7
------	------	------------------	---

9/26	W 15	Green Bay (61,746)	13
------	------	--------------------	----

10/3	L 19	at San Francisco (63,071)	38
------	------	---------------------------	----

10/10	W 15	Tampa Bay (54,215)	0
-------	------	--------------------	---

10/25	W 19	at Chicago (64,877)	12
-------	------	---------------------	----

9/1	W	17	Detroit (52,972)	13
9/8	W	23	at Atlanta (42,688)	17
9/15	W	20	at Chicago (61,301)	14
9/22	W	30	Green Bay (64,168)	21
9/29	L	10	at NY Giants (41,970)	15
10/6	W	14	Carolina (60,894)	12
10/13	L	13	at Tampa Bay (32,175)	24
10/28	L	13	Chicago (60,774)	15
11/3	L	6	Kansas City (59,552)	21
11/10	L	23	at Seattle (50,794)	42
11/17	W	16	at Oakland (41,183) (OT)	13
11/24	L	17	Denver (59,142)	21
12/1	W	41	Arizona Cards (45,767)	17
12/8	W	24	at Detroit (46,043)	22
12/15	W	21	Tampa Bay (49,302)	10
12/22	L	10	at Green Bay (59,306)	38

298

NFC First-Round Playoffs

(Texas Stadium, Irving, TX)

12/28	L	15	Dallas (64,682)	40
-------	---	----	-----------------	----

1997

Head Coach: Dennis Green

Preseason (3-2)

7/26	W	28	Seattle at Canton (23,846)	26
8/2	W	26	St. Louis Rams (35,971)	6
8/8	L	3	at Buffalo (32,559)	19
8/16	L	13	at Cincinnati (44,316)	37
8/22	W	28	San Diego (45,300)	22

Regular Season (9-7)

Finish: Fourth in NFC Central

8/31	W	34	at Buffalo (79,139)	13
9/7	W	27	at Chicago (59,263)	24
9/14	L	14	Tampa Bay (63,697)	28
9/21	L	32	at Green Bay (60,115)	38
9/28	W	28	Philadelphia (55,149)	19
10/5	W	20	at Arizona Cards (45,550)	19
10/12	W	21	Carolina (62,625)	14
10/26	W	10	at Tampa Bay (66,815)	6
11/2	W	23	New England (62,917)	18
11/9	W	29	Chicago (63,443)	22
11/16	L	15	at Detroit (68,910) (OT)	38
11/23	L	21	at NY Jets (77,716)	23
12/1	L	11	Green Bay (64,001)	27
12/7	L	17	at San Francisco (55,761)	28
12/14	L	13	Detroit (60,982)	14
12/21	W	39	Indianapolis (54,107)	35

354

NFC First-Round Playoffs

(Giants Stadium, East Rutherford, NJ)

12/27	W	23	NY Giants (77,710)	22
-------	---	----	--------------------	----

NFC Divisional Playoffs

(3COM Park, San Francisco, CA)

1/3/98	L	22	San Francisco (65,018)	38
--------	---	----	------------------------	----

1998

Head Coach: Dennis Green

Preseason (4-0)

8/9	W	28	at New England (54,111)	0
8/15	W	34	Kansas City (60,995)	0
8/22	W	25	at Carolina (64,569) (OT)	22
8/27	W	42	San Diego (62,127)	28

Regular Season (15-1)

Finish: NFC Central Champions

9/6	W	31	Tampa Bay (62,538)	7
9/13	W	38	at St. Louis Rams (56,234)	31
9/20	W	29	Detroit (63,107)	6
9/27	W	31	at Chicago (57,783)	28
10/5	W	37	at Green Bay (59,649)	24
10/18	W	41	Washington (64,004)	7
10/25	W	34	at Detroit (77,885)	13
11/1	L	24	at Tampa Bay (64,979)	27
11/8	W	31	New Orleans (63,779)	24
11/15	W	24	Cincinnati (64,232)	3
11/22	W	28	Green Bay (64,471)	14
11/26	W	46	at Dallas (64,366)	36
12/6	W	48	Chicago (64,247)	22
12/13	W	38	at Baltimore Ravens (69,074)	28
12/20	W	50	Jacksonville (64,363)	10
12/26	W	26	at Tennessee (41,121)	16

556

NFC Divisional Playoffs

(Metrodome, Minneapolis, MN)

1/10/99	W	41	Arizona Cards (63,760)	21
---------	---	----	------------------------	----

NFC Championship Game

(Metrodome, Minneapolis, MN)

1/17/99	L	27	Atlanta (64,060) (OT)	30
---------	---	----	-----------------------	----

1999

Head Coach: Dennis Green

Preseason (2-2)

8/13	L	21	NY Giants (63,434)	36
8/21	W	24	at Cleveland (71,398)	17
8/26	W	17	Philadelphia (63,387)	13
9/3	L	17	at NY Jets (76,782)	38

Regular Season (10-6)

Finish: Second in NFC Central

9/12	W	17	at Atlanta (69,555)	14
9/19	L	27	Oakland (64,080)	22
9/26	L	20	at Green Bay (59,868)	23
10/3	W	21	Tampa Bay (64,106)	14
10/10	L	22	Chicago (64,107)	24
10/17	L	23	at Detroit (76,516)	26
10/24	W	40	San Francisco (64,109)	15
10/31	W	23	at Denver (75,021)	20
11/8	W	27	Dallas (64,111)	17
11/14	W	27	at Chicago (65,844) (OT)	24

11/28	W	35	San Diego (64,232)	27
12/6	L	17	at Tampa Bay (65,741)	24
12/12	L	28	at Kansas City (78,932)	31
12/20	W	24	Green Bay (64,203)	20
12/26	W	34	at NY Giants (78,095)	17
1/2/00	W	24	Detroit (64,103)	37

335

NFC First-Round Playoffs

(Metrodome, Minneapolis, MN)

1/9/00	W	27	Dallas (64,056)	10
--------	---	----	-----------------	----

NFC Divisional Playoffs

(TWA Dome, St. Louis, MO)

1/16/00	L	37	at St. Louis Rams (66,194)	49
---------	---	----	----------------------------	----

2000

Head Coach: Dennis Green

Preseason (1-3)

8/5	L	24	New Orleans (63,445)	25
8/12	L	7	at San Diego (48,805)	31
8/19	W	35	Arizona Cards (63,563)	17
8/24	L	30	at Indianapolis (61,337)	32

Regular Season (11-5)

Finish: NFC Central Champions

9/3	W	30	Chicago (64,104)	27
9/10	W	13	Miami (64,112)	7
9/17	W	21	at New England (60,292)	13
10/1	W	31	at Detroit (76,438)	24
10/9	W	30	Tampa Bay (64,162)	23
10/15	W	28	at Chicago (66,944)	16
10/22	W	31	Buffalo (64,116)	27
10/29	L	13	at Tampa Bay (65,589)	41
11/6	L	20	at Green Bay (59,854) (OT)	26
11/12	W	31	Carolina (64,223)	14
11/19	W	31	Arizona (64,208)	17
11/23	W	27	at Dallas (63,876)	15
11/30	W	24	Detroit (64,214)	17
12/10	L	29	at St. Louis Rams (66,273)	40
12/17	L	28	Green Bay (64,183)	33
12/24	L	10	at Indianapolis Colts (66,672)	31

335

NFC Divisional Playoffs

(Metrodome, Minneapolis, MN)

1/6/01	W	34	New Orleans (63,881)	16
--------	---	----	----------------------	----

NFC Championship

(Giants Stadium, East Rutherford, NJ)

1/14/01	L	0	at NY Giants (79,310)	41
---------	---	---	-----------------------	----

SERIES STANDINGS

ARIZONA

Won 10, Lost 8, Tied 0

Home 5-4, Away 5-4

1963	(H)	St. Louis 56-14
1967	(H)	St. Louis 34-24
1969	(A)	Minnesota 27-10
1972	(H)	St. Louis 19-17
1974	(A)	Minnesota 28-24
1974*	(H)	Minnesota 30-14
1977	(H)	St. Louis 27-7
1979	(A)	St. Louis 37-7
1981	(A)	St. Louis 30-17
1983	(A)	St. Louis 41-31
1991	(H)	Minnesota 34-7
	(A)	Minnesota 28-0
1994	(A)	Arizona 17-7
1995	(A)	Minnesota 30-24(OT)
1996	(H)	Minnesota 41-17
1997	(A)	Minnesota 20-19
1998*	(H)	Minnesota 41-21
2000	(H)	Minnesota 31-14

*NFC Divisional Playoff Game

ATLANTA

Won 14, Lost 7, Tied 0

Home 9-2, Away 5-5

1966	(H)	Atlanta 20-13
------	-----	---------------

1967	(A)	Atlanta 21-20
1968	(H)	Minnesota 47-7
1969	(A)	Atlanta 10-3
1970	(A)	Minnesota 37-7
1971	(H)	Minnesota 24-7
1973	(A)	Atlanta 20-14
1974	(H)	Minnesota 23-10
1975	(H)	Minnesota 38-0
1977	(A)	Minnesota 14-7
1980	(H)	Minnesota 24-23
1981	(A)	Atlanta 31-30
1982*	(H)	Minnesota 30-24
1984	(H)	Minnesota 27-20
1985	(A)	Atlanta 14-13
1987	(H)	Minnesota 24-13
1989	(H)	Minnesota 43-17
1991	(A)	Minnesota 20-19
1996	(A)	Minnesota 23-17
1998**	(H)	Atlanta 30-27(OT)
1999	(A)	Minnesota 17-14

*Super Bowl Tournament

**NFC Championship Game

BALTIMORE

Won 1, Lost 0, Tied 0

Home 0-0, Away 1-0

1998	(A)	Minnesota 38-28
------	-----	-----------------

BUFFALO

Won 7, Lost 2, Tied 0

Home 3-0, Away 4-2

1971	(H)	Minnesota 19-0
1975	(A)	Minnesota 35-13
1979	(H)	Minnesota 10-3
1982	(A)	Buffalo 23-22
1985	(A)	Minnesota 27-20
1988	(A)	Buffalo 13-10
1994	(A)	Minnesota 21-17
1997	(A)	Minnesota 34-13
2000	(H)	Minnesota 31-27

CAROLINA

Won 3, Lost 0, Tied 0

Home 3-0, Away 0-0

1996	(H)	Minnesota 14-12
1997	(H)	Minnesota 21-14
2000	(H)	Minnesota 31-17

CHICAGO

Won 44, Lost 34, Tied 2

Home 24-17, Away 20-17-2

1961	(H)	Chicago 37-13
	(A)	Chicago 52-35
1962	(H)	Chicago 13-0
	(A)	Chicago 31-30

1963 (H) Chicago 28-7
(A) Tie, 17-17

1964 (H) Chicago 34-28
(A) Minnesota 41-14

1965 (H) Chicago 45-37
(A) Minnesota 24-17

1966 (H) Chicago 13-10
(A) Chicago 41-28

1967 (H) Chicago 17-7
(A) Tie, 10-10

1968 (H) Chicago 27-17
(A) Chicago 26-17

1969 (A) Minnesota 31-0
(H) Minnesota 31-14

1970 (A) Minnesota 24-0
(H) Minnesota 16-13

1971 (H) Chicago 20-17
(A) Minnesota 27-10

1972 (A) Chicago 13-10
(H) Minnesota 23-10

1973 (A) Minnesota 22-13
(H) Minnesota 31-13

1974 (H) Minnesota 11-7
(A) Minnesota 17-0

1975 (H) Minnesota 28-3
(A) Minnesota 13-9

1976 (H) Minnesota 20-19
(A) Chicago 14-13

1977 (H) Minnesota 22-16 (OT)
(A) Chicago 10-7

1978 (A) Minnesota 24-20
(H) Minnesota 17-14

1979 (A) Chicago 26-7
(H) Minnesota 30-27

1980 (A) Minnesota 34-14
(H) Minnesota 13-7

1981 (H) Minnesota 24-21
(A) Chicago 10-9

1982 (H) Minnesota 35-7
(A) Minnesota 23-14

1983 (H) Chicago 19-13
(A) Chicago 16-7

1984 (H) Chicago 34-3
(A) Chicago 33-24

1985 (H) Chicago 27-9
(A) Chicago 23-0

1986 (H) Minnesota 23-7
(A) Chicago 20-7

1987 (H) Chicago 30-24
(A) Minnesota 31-7

1988 (H) Minnesota 28-27
(A) Chicago 38-7

1989 (H) Minnesota 27-16
(A) Chicago 19-16

1990 (H) Minnesota 41-13
(A) Chicago 10-6

1991 (H) Chicago 34-17
(A) Minnesota 21-20

1992 (H) Minnesota 38-10
(A) Minnesota 10-7

1993 (H) Minnesota 19-12
(A) Minnesota 42-14

1994 (H) Minnesota 33-27 (OT)
(A) Chicago 35-18

1995 (A) Chicago 31-14
(H) Chicago 14-6

1996 (A) Minnesota 20-14
(H) Chicago 15-13

1997 (A) Minnesota 27-24
(H) Minnesota 29-22

1998 (A) Minnesota 31-28
(H) Minnesota 48-22

1999 (H) Chicago 24-22
(A) Minnesota 27-24 (OT)

2000 (H) Minnesota 30-27
(A) Minnesota 28-16

*NFC Wild Card Game

CINCINNATI

Won 5, Lost 4, Tied 0
Home 4-0, Away 1-4

1973 (A) Cincinnati 27-0
1977 (H) Minnesota 42-10
1980 (A) Cincinnati 14-0
1983 (H) Minnesota 20-14
1986 (A) Cincinnati 24-20
1989 (H) Minnesota 29-21
1992 (A) Minnesota 42-7
1995 (A) Cincinnati 27-24
1998 (H) Minnesota 24-3

CLEVELAND

Won 9, Lost 3, Tied 0
Home 6-1, Away 3-2

1965 (A) Minnesota 27-17
1967 (A) Cleveland 14-10
1969 (H) Minnesota 51-3
1969* (H) Minnesota 27-7
1973 (H) Minnesota 26-3
1975 (A) Minnesota 42-10
1980 (H) Minnesota 28-23
1983 (A) Minnesota 27-21
1986 (H) Cleveland 23-20
1989 (A) Cleveland 23-17 (OT)
1992 (H) Minnesota 17-13
1995 (H) Minnesota 27-11

*NFL Championship Game

DALLAS

Won 11, Lost 13, Tied 0
Home 4-9, Away 7-4

1961 (A) Dallas 21-7
(H) Dallas 28-0

1966 (A) Dallas 28-17
1968 (H) Dallas 20-17
1970 (H) Minnesota 54-13
1971* (H) Dallas 20-12
1973** (A) Minnesota 27-10
1974 (A) Minnesota 23-21
1975* (H) Dallas 17-14
1977 (H) Dallas 16-10 (OT)
1977** (A) Dallas 23-6
1978 (A) Minnesota 21-10
1979 (H) Dallas 36-20
1982 (H) Minnesota 31-27
1983 (H) Dallas 37-24
1987 (A) Minnesota 44-38 (OT)
1988 (A) Minnesota 43-3
1993 (H) Dallas 37-20
1995 (H) Dallas 23-17 (OT)
1996# (A) Dallas 40-15
1998 (A) Minnesota 46-36
1999 (H) Minnesota 27-17
(H) Minnesota 27-10
2000 (A) Minnesota 27-15

*NFC Divisional Playoff Game

**NFC Championship Game

#NFC Wild Card Game

DENVER

Won 6, Lost 4, Tied 0
Home 3-2, Away 3-2

1972 (A) Minnesota 23-20
1978 (H) Minnesota 12-9 (OT)
1981 (A) Denver 19-17
1984 (A) Denver 42-21
1987 (H) Minnesota 34-27
1990 (H) Minnesota 27-22
1991 (H) Denver 13-6
1993 (A) Minnesota 26-23
1996 (H) Denver 21-17
1999 (A) Minnesota 23-20

DETROIT

Won 49, Lost 28, Tied 2
Home 26-12-1, Away 23-16-1

1961 (H) Detroit 37-10
(A) Detroit 13-7
1962 (H) Detroit 17-6
(A) Detroit 37-23
1963 (A) Detroit 28-10
(H) Minnesota 34-31
1964 (H) Detroit 24-20
(A) Tie, 23-23
(H) Detroit 31-29
1965 (A) Minnesota 29-7
1966 (H) Detroit 32-31
(A) Minnesota 28-16
1967 (H) Tie, 10-10
(A) Detroit 14-3
1968 (H) Minnesota 24-10
(A) Minnesota 13-6
1969 (H) Minnesota 24-10
(A) Minnesota 27-0
1970 (A) Minnesota 30-17
(H) Minnesota 24-20
1971 (A) Minnesota 16-13
(H) Minnesota 29-10
1972 (A) Minnesota 34-10
(H) Minnesota 16-14
1973 (A) Minnesota 23-9
(H) Minnesota 28-7
1974 (A) Minnesota 7-6

(H) Detroit 20-16
(H) Minnesota 25-19
(A) Detroit 17-10

1976 (A) Minnesota 10-9
(H) Minnesota 31-23

1977 (H) Minnesota 14-7
(A) Minnesota 30-21

1978 (H) Minnesota 17-7
(A) Detroit 45-14

1979 (A) Minnesota 13-10
(H) Minnesota 14-7

1980 (A) Detroit 27-7
(H) Minnesota 34-0

1981 (H) Minnesota 26-24
(A) Detroit 45-7

1982 (A) Minnesota 34-31
1983 (H) Minnesota 20-17
(A) Detroit 13-2
1984 (A) Minnesota 29-28
(H) Detroit 16-14

1985 (H) Minnesota 16-13
(A) Detroit 41-21

1986 (H) Detroit 13-10
(A) Minnesota 24-10

1987 (H) Minnesota 34-19
(A) Minnesota 17-14

1988 (H) Minnesota 44-17
(A) Minnesota 23-0

1989 (H) Minnesota 24-17
(A) Minnesota 20-7

1990 (H) Detroit 34-27
(A) Minnesota 17-7

1991 (A) Detroit 24-20
(H) Detroit 34-14

1992 (A) Detroit 31-17
(H) Minnesota 31-14

1993 (H) Detroit 30-27
(A) Minnesota 13-0

1994 (H) Minnesota 10-3
(A) Detroit 41-19

1995 (H) Minnesota 20-10
(A) Detroit 44-38

1996 (H) Minnesota 17-13
(A) Minnesota 24-22

1997 (A) Detroit 38-15
(H) Detroit 14-13

1998 (H) Minnesota 29-6
(A) Minnesota 34-13

1999 (A) Detroit 25-23
(H) Minnesota 24-17

2000 (A) Minnesota 31-24
(H) Minnesota 24-17

GREEN BAY

Won 39, Lost 39, Tied 1
Home 20-19, Away 19-20-1
(6-9 in Milwaukee)

1961 (H) Green Bay 33-7
(A) Green Bay 28-10

1962 (A) Green Bay 34-7
(H) Green Bay 48-21

1963 (H) Green Bay 37-28
(A) Green Bay 28-7

1964 (A) Minnesota 24-23
(H) Green Bay 42-13

1965 (H) Green Bay 36-13
(A) Green Bay 24-19

1966 (A) Minnesota 20-17
(H) Green Bay 28-16

1967 (A) Minnesota 10-7
(H) Green Bay 30-27

1968 (A) Minnesota 26-13
(H) Minnesota 14-10

1969 (H) Minnesota 19-7
(A) Minnesota 9-7

1970 (A) Green Bay 13-10
(H) Minnesota 10-3

1971 (A) Minnesota 24-13
(H) Minnesota 3-0

1972 (A) Minnesota 27-13
(H) Green Bay 23-7

1973 (H) Minnesota 11-3
(A) Minnesota 31-7

1974 (A) Minnesota 32-17
(H) Green Bay 19-7

1975 (A) Minnesota 28-17
(H) Minnesota 24-3

1976 (A) Minnesota 17-10
(H) Minnesota 20-9

1977 (H) Minnesota 19-7
(A) Minnesota 13-6

1978 (H) Minnesota 21-7

	(A) Tie, 10-10 (OT)
1979	(H) Minnesota 27-21 (OT)
	(A) Green Bay 19-7
1980	(A) Green Bay 16-3
	(H) Green Bay 25-13
1981	(A) Minnesota 30-13
	(H) Green Bay 35-23
1982	(A) Green Bay 26-7
1983	(A) Minnesota 20-17 (OT)
	(H) Green Bay 29-21
1984	(A) Green Bay 45-17
	(H) Green Bay 38-14
1985	(A) Green Bay 20-17
	(H) Green Bay 27-17
1986	(H) Minnesota 42-7
	(A) Minnesota 32-6
1987	(H) Green Bay 23-16
	(A) Minnesota 16-10
1988	(H) Green Bay 34-14
	(A) Green Bay 18-6
1989	(H) Minnesota 26-14
	(A) Green Bay 20-19
1990	(A) Green Bay 24-10
	(H) Minnesota 23-7
1991	(A) Minnesota 35-21
	(H) Green Bay 27-7
1992	(A) Minnesota 23-20 (OT)
	(H) Minnesota 27-7
1993	(H) Minnesota 15-13
	(A) Minnesota 21-17
1994	(A) Green Bay 16-10
	(H) Minnesota 13-10 (OT)
1995	(A) Green Bay 38-21
	(H) Minnesota 27-24
1996	(H) Minnesota 30-21
	(A) Green Bay 38-10
1997	(A) Green Bay 38-32
	(H) Green Bay 27-11
1998	(A) Minnesota 37-24
	(H) Minnesota 28-14
1999	(A) Green Bay 23-20
	(H) Minnesota 24-20
2000	(A) Green Bay 26-20 OT
	(H) Green Bay 33-28

INDIANAPOLIS

Won 7, Lost 13, Tied 1
Home 7-4-1, Away 0-9

1961	(A) Baltimore 34-13
	(H) Minnesota 28-20
1962	(H) Baltimore 34-7
	(A) Baltimore 42-14
1963	(H) Baltimore 37-34
	(A) Baltimore 41-10
1964	(H) Minnesota 34-24
	(A) Baltimore 17-14
1965	(A) Baltimore 35-16
	(H) Baltimore 41-21
1966	(H) Baltimore 38-23
	(A) Baltimore 20-17
1967	(H) Tie, 20-20
1968	(A) Baltimore 24-9
1968*	(A) Baltimore 24-14
1969	(H) Minnesota 52-14
1971	(H) Minnesota 10-3
1982	(H) Minnesota 13-10
1988	(H) Minnesota 12-3
1997	(H) Minnesota 39-28
2000	(A) Indianapolis 31-10

*NFL Western Conference Championship Game

JACKSONVILLE

Won 1, Lost 0, Tied 0
Home 1-0, Away 0-0

1995	(H) Minnesota 50-10
------	---------------------

KANSAS CITY

Won 3, Lost 5, Tied 0
Home 2-2, Away 1-2,
Neutral 0-1

1969*	(N) Kansas City 23-7
1970	(H) Minnesota 27-10
1974	(A) Minnesota 35-15
1981	(H) Kansas City 10-6
1990	(A) Kansas City 24-21
1993	(H) Minnesota 30-10
1996	(H) Kansas City 21-6
1999	(A) Kansas City 31-28

*Super Bowl IV, Jan. 11, 1970

MIAMI

Won 3, Lost 5, Tied 0
Home 2-2, Away 1-2,
Neutral 0-1

1972	(H) Miami 16-14
1973*	(N) Miami 24-7
1976	(A) Minnesota 29-7
1979	(H) Miami 27-12
1982	(A) Miami 22-14
1988	(A) Miami 24-7
1994	(H) Minnesota 38-35
2000	(H) Minnesota 13-7

*Super Bowl VIII, Jan. 13, 1974

NEW ENGLAND

Won 4, Lost 4, Tied 0
Home 2-1, Away 2-3

1970	(A) Minnesota 35-14
1974	(H) New England 17-14
1979	(A) New England 27-23
1988	(H) Minnesota 36-6
1991	(A) New England 26-23 (OT)
1994	(A) New England 26-20 (OT)
1997	(H) Minnesota 23-18
2000	(A) Minnesota 21-13

NEW ORLEANS

Won 16, Lost 6, Tied 0
Home 11-2, Away 5-4

1968	(A) New Orleans 20-17
1970	(H) Minnesota 26-0
1971	(A) Minnesota 23-10
1972	(H) Minnesota 37-6
1974	(H) Minnesota 29-9
1975	(A) Minnesota 20-7
1976	(A) Minnesota 40-9
1978	(A) New Orleans 31-24
1980	(A) Minnesota 23-20
1981	(H) Minnesota 20-10
1983	(A) New Orleans 17-16
1985	(H) New Orleans 30-23
1986	(H) Minnesota 33-17
1987*	(A) Minnesota 44-10
1988	(H) Minnesota 45-3
1990	(H) Minnesota 32-3
1991	(A) New Orleans 26-0
1993	(H) New Orleans 51-14
1994	(H) Minnesota 21-20
1995	(H) Minnesota 43-24
1998	(H) Minnesota 31-24
2000*	(H) Minnesota 34-16

*NFL Wild Card Game

*NFL Divisional Playoff Game

NEW YORK GIANTS

Won 9, Lost 7, Tied 0
Home 3-1, Away 6-6

1964	(A) Minnesota 30-21
1965	(H) Minnesota 40-14
1967	(H) Minnesota 27-24
1969	(A) New York 24-23
1971	(A) Minnesota 17-10
1973	(A) Minnesota 31-7
1976	(H) Minnesota 24-7
1986	(H) New York 22-20
1989	(A) New York 24-14
1990	(A) New York 23-15
1993*	(A) New York 17-10
1994	(A) Minnesota 27-10
1996	(A) New York 15-10
1997*	(A) Minnesota 23-22
1999	(A) Minnesota 34-17
2000**	(A) New York 41-0

*NFL Wild Card Game

**NFL Championship Game

NEW YORK JETS

Won 1, Lost 5, Tied 0
Home 1-2, Away 0-3

1970	(A) New York 20-10
1975	(H) Minnesota 29-21
1979	(A) New York 14-7
1982	(H) New York 42-14
1994	(H) New York 31-21
1997	(A) New York 23-21

OKLAHOMA

Won 3, Lost 8, Tied 0
Home 2-3, Away 1-4,
Neutral 0-1

1973	(H) Minnesota 24-16
1976*	(N) Oakland 32-14

1977	(A) Oakland 35-13
1978	(A) Oakland 27-20
1981	(H) Oakland 36-10
1984	(A) Los Angeles 23-20
1987	(H) Minnesota 31-20
1990	(H) Los Angeles 28-24
1993	(A) Los Angeles 24-7
1996	(A) Minnesota 16-13 (OT)
1999	(H) Oakland 22-17

*Super Bowl XI, Jan. 9, 1977

PHILADELPHIA

Won 11, Lost 7, Tied 0
Home 6-2, Away 5-5

1962	(H) Minnesota 31-21
1963	(A) Minnesota 34-13
1968	(A) Minnesota 24-17
1971	(A) Minnesota 13-0
1973	(H) Minnesota 28-21
1976	(A) Minnesota 31-12
1978	(H) Minnesota 28-27
1980	(H) Philadelphia 42-7
1980*	(A) Philadelphia 31-16
1981	(H) Minnesota 35-23
1984	(A) Philadelphia 19-17
1985	(A) Minnesota 28-23
	(H) Philadelphia 37-35
1988	(H) Minnesota 23-21
1989	(A) Philadelphia 10-9
1990	(A) Philadelphia 32-24
1992	(A) Philadelphia 28-17
1997	(H) Minnesota 28-19

*NFL Divisional Playoff Game

PITTSBURGH

Won 8, Lost 5, Tied 0
Home 4-1, Away 4-3,
Neutral 0-1

1962	(A) Pittsburgh 39-31
1964	(H) Minnesota 30-10
1967	(A) Minnesota 41-27
1969	(H) Minnesota 52-14
1972	(A) Pittsburgh 23-10
1974*	(N) Pittsburgh 16-6
1976	(H) Minnesota 17-6
1980	(H) Pittsburgh 23-17
1983	(A) Pittsburgh 17-14
1986	(H) Minnesota 31-7
1989	(A) Pittsburgh 27-14
1992	(A) Minnesota 6-3
1995	(A) Minnesota 44-24

*Super Bowl IX, Jan. 12, 1975

ST. LOUIS

Won 21, Lost 14, Tied 2
Home 13-2-2, Away 8-12

1961	(A) Los Angeles 31-17
	(H) Minnesota 42-21
1962	(A) Minnesota 38-14
	(H) Tie, 24-24
1963	(A) Los Angeles 27-24
	(H) Minnesota 21-13
1964	(A) Los Angeles 22-13
	(H) Minnesota 34-13
1965	(A) Minnesota 38-35
	(H) Minnesota 24-13
1966	(H) Minnesota 35-7
	(A) Los Angeles 21-6
1967	(A) Los Angeles 39-3
1968	(H) Los Angeles 31-3
1969	(A) Minnesota 20-13
1969*	(H) Minnesota 23-20
1970	(H) Minnesota 13-3
1972	(A) Minnesota 45-41
1973	(H) Minnesota 10-9
1974	(A) Los Angeles 20-17
1974**	(H) Minnesota 14-10
1976	(H) Tie, 10-10 (OT)
1976**	(H) Minnesota 24-13
1977	(A) Los Angeles 35-3
1977*	(A) Minnesota 14-7
1978	(H) Los Angeles 34-17
1978*	(A) Los Angeles 34-10
1979	(A) Los Angeles 27-21 (OT)
1985	(A) Los Angeles 13-10
1987	(A) Minnesota 21-16
1988	(H) Minnesota 28-17
1989	(H) Minnesota 23-21 (OT)
1991	(H) Minnesota 20-14
1992	(A) Minnesota 31-17
1998	(A) Minnesota 38-31

1999* (A) St. Louis 49-37
 2000 (A) St. Louis 40-29
 \$NFC Wild Card Game
 *NFC Divisional Playoffs
 **NFC Championship Game

SAN DIEGO

Won 4, Lost 4, Tied 0
Home 3-3, Away 1-1

1971 (A) San Diego 30-14
 1975 (H) Minnesota 28-13
 1978 (H) San Diego 13-7
 1981 (A) Minnesota 33-31
 1984 (H) San Diego 42-13
 1985 (H) Minnesota 21-17
 1993 (H) San Diego 30-17
 1999 (H) Minnesota 35-27

SAN FRANCISCO

Won 18, Lost 21, Tied 1
Home 11-9, Away 7-12-1

1961 (H) San Francisco 38-24
 (A) San Francisco 38-28
 1962 (A) San Francisco 21-7
 (H) San Francisco 35-12
 1963 (A) Minnesota 24-20
 (H) Minnesota 45-14
 1964 (A) Minnesota 27-22
 (H) Minnesota 24-7
 1965 (A) Minnesota 42-41
 (H) San Francisco 45-24
 1966 (A) Tie, 20-20
 (H) Minnesota 28-3
 1967 (H) San Francisco 27-21
 1968 (A) Minnesota 30-20
 1969 (H) Minnesota 10-7
 1970* (H) San Francisco 17-14
 1971 (H) San Francisco 13-9
 1972 (A) San Francisco 20-17
 1973 (A) Minnesota 17-13
 1975 (H) Minnesota 27-17
 1976 (A) San Francisco 20-16
 1977 (H) Minnesota 28-27
 1979 (H) Minnesota 28-22
 1983 (H) San Francisco 48-17
 1984 (A) San Francisco 51-7
 1985 (H) Minnesota 28-21
 1986 (A) Minnesota 27-24 (OT)
 1987* (A) Minnesota 36-24
 1988 (A) San Francisco 24-21
 1988* (A) San Francisco 34-9
 1989* (A) San Francisco 41-13
 1990 (H) San Francisco 20-17

1991 (H) Minnesota 17-14
 1992 (H) San Francisco 20-17
 1993 (A) San Francisco 38-19
 1994 (H) Minnesota 21-14
 1995 (A) San Francisco 37-30
 1997 (A) San Francisco 28-17
 1997* (A) San Francisco 38-22
 1999 (H) Minnesota 40-16
 *NFC Divisional Playoff Game

SEATTLE

Won 2, Lost 4, Tied 0
Home 1-1, Away 1-3

1976 (H) Minnesota 27-21
 1978 (A) Seattle 29-28
 1984 (H) Seattle 20-12
 1987 (A) Seattle 28-17
 1990 (A) Minnesota 24-21
 1996 (A) Seattle 42-23

TAMPA BAY

Won 30, Lost 16, Tied 0
Home 17-6, Away 13-10

1977 (A) Minnesota 9-3
 1978 (H) Tampa Bay 16-10
 (A) Minnesota 24-7
 1979 (H) Tampa Bay 12-10
 (A) Minnesota 23-22
 1980 (H) Minnesota 38-30
 (A) Minnesota 21-10
 1981 (A) Tampa Bay 21-13
 (H) Minnesota 25-10
 1982 (H) Minnesota 17-10
 1983 (A) Minnesota 19-16 (OT)
 (H) Tampa Bay 17-12
 1984 (A) Tampa Bay 35-21
 (H) Minnesota 27-24
 1985 (A) Minnesota 31-16
 (H) Minnesota 26-7
 1986 (A) Minnesota 23-10
 (H) Minnesota 45-13
 1987 (A) Tampa Bay 20-10
 (H) Minnesota 23-17
 1988 (H) Minnesota 14-13
 (A) Minnesota 49-20
 1989 (H) Minnesota 17-3
 (A) Minnesota 24-10
 1990 (H) Tampa Bay 23-20
 (A) Tampa Bay 26-13
 1991 (H) Minnesota 28-13
 (A) Minnesota 26-24
 1992 (H) Minnesota 26-20
 (A) Minnesota 35-7

1993 (H) Minnesota 15-0
 (A) Tampa Bay 23-10
 1994 (A) Minnesota 36-13
 (H) Tampa Bay 20-17 (OT)
 1995 (A) Tampa Bay 20-17 (OT)
 (H) Minnesota 31-17
 1996 (A) Tampa Bay 24-13
 (H) Minnesota 21-14
 1997 (H) Tampa Bay 28-10
 (A) Minnesota 10-6
 1998 (H) Minnesota 31-7
 (A) Tampa Bay 27-24
 1999 (H) Minnesota 21-14
 (A) Tampa Bay 24-17
 2000 (H) Minnesota 30-23
 (A) Tampa Bay 41-13

TENNESSEE

Won 5, Lost 3, Tied 0
Home 4-1, Away 1-2

1974 (H) Minnesota 51-10
 1980 (A) Houston 20-16
 1983 (H) Minnesota 34-14
 1986 (A) Houston 23-10
 1989 (H) Minnesota 38-7
 1992 (H) Houston 17-13
 1995 (H) Minnesota 23-17 (OT)
 1998 (A) Minnesota 26-16

WASHINGTON

Won 7, Lost 9, Tied 0
Home 4-5, Away 3-4

1968 (H) Minnesota 27-14
 1970 (A) Minnesota 19-10
 1972 (H) Washington 24-21
 1973* (H) Minnesota 27-20
 1975 (A) Washington 31-30
 1976* (H) Minnesota 35-20
 1980 (A) Minnesota 39-14
 1982\$ (A) Washington 21-7
 1984 (H) Washington 31-17
 1986 (A) Washington 44-38 (OT)
 1987 (H) Washington 27-24 (OT)
 1987** (A) Washington 17-10
 1992 (H) Washington 15-13
 1992\$ (H) Washington 24-7
 1993 (A) Minnesota 14-9
 1998 (H) Minnesota 41-7

\$Super Bowl Tournament
 &NFC Wild Card Game
 *NFC Divisional Playoff Game
 **NFC Championship Game

VIKINGS COACHING HISTORY

Years	Head Coach	Record (Reg. Season)
1961-66	Norm Van Brocklin	29-51-4
1967-83	Bud Grant	151-87-5
1984	Les Steckel	3-13-0
1985	Bud Grant	7-9-0
1986-91	Jerry Burns	52-43-0
1992-present	Dennis Green	92-52-0

Percentage

.360
 .629
 .188
 .438
 .547
 .639



Dennis Green



Norm Van Brocklin



Bud Grant



Les Steckel



Jerry Burns

1961

Coach: Norm Van Brocklin

Record: 3-11

9/17	W	37-13	Chicago	32,236
9/24	L	7-21	@ Dallas	12,992
10/1	L	33-34	@ Baltimore Colts	54,259
10/8	L	0-28	Dallas	33,070
10/15	L	24-38	San Francisco	34,415
10/22	L	7-33	Green Bay	42,070
10/29	L	10-28	@ Green Bay (Mil.)	44,112
11/5	L	17-31	@ LA Rams	38,594
11/12	W	28-20	Baltimore Colts	38,010
11/19	L	10-37	Detroit	32,296
11/26	L	28-38	@ San Francisco	43,905
12/3	W	42-21	LA Rams	30,068
12/10	L	7-13	@ Detroit	42,665
12/17	L	35-52	@ Chicago	34,539

		Minn.		Opp.					
Total First Downs		236		291					
Rushing		104		147					
Passing		123		132					
Penalty		9		12					
3rd Down: Made/Att.		68/183		69/162					
3rd Down: Pct		37.1		42.5					
4th Down: Made/Att.		7/15		7/12					
4th Down: Pct.		46.6		58.3					
Possession Avg.		29.47		30.13					
Total Net Yards		3,886		5,593					
Avg. Per Game		277.6		399.5					
Total Plays		796		858					
Avg. Per Play		4.9		6.5					
Net Yards Rushing		1,897		2,637					
Avg. Per Game		135.5		188.4					
Total Rushes		419		493					
Net Yards Passing		1,989		2,926					
Avg. Per Game		142.1		209.0					
Sacked/Yards Lost		58/538		15/125					
Gross Yards Passing		2,527		3,051					
Att./Completions		377/203		355/194					
Completion Percentage		53.8		53.2					
Had Intercepted		22		22					
Punts/Average		63/39.0		46/41.4					
Net Punting Avg.		63/32.1		46/31.2					
Penalties/Yards		36/375		65/638					
Fumbles/Ball Lost		36/22		31/23					
Touchdowns		37		52					
Rushing		14		29					
Passing		22		21					
Returns		1		2					
Score by Periods		1	2	3	4	OT	T		
VIKINGS		58	93	83	51	0	285		
OPPONENTS		87	120	80	120	0	407		
Scoring		Ru	Re	Rt	1 pt.	2 pt.	FG	S	T
Reichow	0	11	0	0/0	-	0/0	0	66	
Mercer	0	0	0	36/37	-	9/21	0	63	
McElhenry	4	3	0	0/0	-	0/0	0	42	
Tarkenton	5	0	0	0/0	-	0/0	0	30	
Smith	0	4	0	0/0	-	0/0	0	24	
Mason	3	0	0	0/0	-	0/0	0	18	
Hayes	2	0	0	0/0	-	0/0	0	12	
Middleton	0	2	0	0/0	-	0/0	0	12	
Schneiker	0	1	0	0/0	-	0/0	0	6	
Williams	0	1	0	0/0	-	0/0	0	6	
Triplett	1	0	0	0/0	-	0/0	0	6	
VIKINGS	15	22	0	36/37	-	9/21	0	285	
OPPONENTS	29	21	2	50/52	-	15/26	0	407	
Field Goals		1-19	20-29	30-39	40-49	50+			
Mercer	4/5	4/6	1/5	0/5	0/0				
VIKINGS	4/5	4/6	1/5	0/5	0/0				
OPPONENTS	7/7	1/3	4/9	2/6	1/1				
Mercer: (12G,19N)(35N,30N)(20G,26G,10G,29G)(40N)(24G)(42N)(13G)(26N)(13G,30N)(47N,42N)(35N)									
Opponents: (141N)(37G,52G)(12G)(14G,18G,13G,16G)(136G,48N,37G,37N,38G,40N)(15G)(42G,36N,28N)(38N)(43G,23G,25N,38N)(17G,36N,43N)									
Punting		No.	Yds	Avg	Net	TB	I20	LG	BK
Mercer	63	2,458	39.0	32.1	3	15	59	7	0
OPPONENTS	46	1,906	41.4	31.2	4	8	75	9	0

USUAL STARTERS () GAMES STARTED

OFFENSE

WR Dave Middleton (11)
LT Grady Aldeman (14)
LG Gary Huth (14)
C Bill Lapham (13)
RG Mike Rabold (14)
RT Frank Youso (13)
TE Gordon Smith (8)
WR Jerry Reichow (10)
QB Frank Tarkenton (10)
RB Hugh McElhenry (14)
RB Mel Triplett (8)

DEFENSE

DE Jim Marshall (14)
DT Jim Presti (14)
DT Ed Culpepper (14)
DE Don Joyce (7)
LB Karl Rubke (14)
LB Rip Hawkins (13)
LB Jack Morris (14)
LB Clancy Osborne (11)
CB Dick Pesonen (11)
SS Rick Mostardi (9)
FS Charlie Sumner (12)

Rushing	Att.	Yds.	Avg.	Lg	TD	
McElhenry	120	570	4.8	41	3	
Triplett	80	407	5.1	37	4	
Hayes	73	319	4.4	22	2	
Tarkenton	56	338	5.5	52	5	
Mason	60	226	3.8	21	3	
Mayberry	13	40	3.1	13	0	
Shaw	10	39	3.9	19	0	
Caleb	3	11	3.7	3	0	
Reichow	3	9	3.0	21	0	
Mercer	1	-32	-32.0	-32	0	
VIKINGS	419	1,897	4.5	52	14	
OPPONENTS	493	2,637	5.3	73	29	
Receiving	No.	Yds.	Avg.	Long	TD	
Reichow	50	859	17.2	51	11	
McElhenry	37	283	7.6	26	3	
Middleton	30	444	14.8	57	2	
Mason	20	122	11.1	18	0	
Hayes	16	121	7.6	22	0	
Williams	13	174	13.4	49	1	
Smith	12	320	26.7	71	4	
Triplett	10	41	4.1	15	0	
Schneiker	6	70	11.7	20	1	
Haley	3	43	18.2	22	0	
Sherman	2	40	20.0	32	0	
Mayberry	2	18	9.0	13	0	
Caleb	2	-8	-4.0	5	0	
VIKINGS	203	2,527	12.4	71	22	
OPPONENTS	194	3,051	15.7	78	21	
Punt Returns	No.	FC	Yds	Avg	Long	TD
Mason	14	4	146	10.4	23	0
McElhenry	5	6	155	19.4	81	1
Caleb	1	0	8	8.0	8	0
VIKINGS	23	10	309	13.4	81	1
OPPONENTS	23	24	138	6.0	26	0
Kickoff Returns	No.	Yds	Avg	Long	TD	
Mason	25	603	24.1	42	0	
Caleb	22	504	22.9	38	0	
Rowland	8	175	12.9	30	0	
Pesonen	6	136	22.7	60	0	
Triplett	3	41	13.7	18	0	
Leo	3	9	3.0	9	0	
McElhenry	2	59	29.5	35	0	
Gault	2	41	20.5	21	0	
Hayes	1	0	0.0	0	0	
VIKINGS	72	1,568	21.8	60	0	
OPPONENTS	51	1,148	22.5	40	0	

Defensive Leaders:

Tackles: Hawkins (134), Sumner (80), Prestel (59), Marshall (51), Culpepper (50).

Sacks: Marshall (6), Rubke (4), Prestel (2), Shields (2), Culpepper (1).
Interceptions: Hawkins (5), Osborne (4), Derby (3), Sumner (2), Morris (2), Mostardi (2), Rubke (1), Pesonen (1), Greco (1), Rowland (1).

Passing	Att.	Cmp.	Yards	Pct	Yd./Att.	TD	TD%	Int.	Int%	Lg	Sack/Lost	Rating
Tarkenton	280	157	1,997	56.1	7.13	18	6.4	17	6.1	71	44/416	74.7
Shaw	91	46	530	50.5	5.82	4	4.4	4	4.4	42	14/122	64.8
Reichow	3	0	0	0.0	0.0	0	0.0	1	100.0	0	0/0	00.0
Caleb	1	0	0	0.0	0.0	0	0.0	0	0.0	0	0/0	39.6
Mason	1	0	0	0.0	0.0	0	0.0	0	0.0	0	0/0	39.6
McElhenry	1	0	0	0.0	0.0	0	0.0	0	0.0	0	0/0	39.6
VIKINGS	377	203	2,527	53.8	6.70	22	5.8	22	5.8	71	58/538	70.0
OPPONENTS	365	194	3,051	53.2	8.36	21	5.8	22	6.0	78	15/125	75.3

1962

Coach: Norm Van Brocklin

Record: 2-11-1

9/16	L	7-34	@ Green Bay	38,669
9/23	L	7-34	Baltimore Colts	30,787
9/30	L	7-21	@ San Francisco	38,407
10/7	L	0-13	Chicago	33,141
10/14	L	21-48	Green Bay	41,475
10/21	W	38-14	@ LA Rams	33,071
10/28	W	31-21	Philadelphia	30,071
11/4	L	31-39	@ Pittsburgh	14,642
11/11	L	30-31	@ Chicago	46,984
11/18	L	6-17	Detroit	31,257
11/25	T	24-24	LA Rams	26,728
12/2	L	12-35	San Francisco	33,076
12/10	L	23-37	@ Detroit	42,256
12/16	L	14-42	@ Baltimore Colts	53,645

USUAL STARTERS () GAMES STARTED

OFFENSE

WR	Charley Ferguson (9)
LT	Grady Alderman (14)
LG	Gary Huth (12)
C	Mick Tingelhoff (14)
RG	Mike Rebach (14)
RT	Frank Youso (14)
TE	Steve Stonebreaker (9)
WR	Jerry Reichow (12)
QB	Fran Tarkenton (14)
RB	Tommy Mason (11)
RB	Doug Mayberry (10)

DEFENSE

DE	Jim Leo (14)
DT	Jim Presti (14)
DT	Paul Dickson (14)
DE	Jim Marshall (14)
LB	Cliff Livingston (11)
LB	Rip Hawkins (14)
LB	Clancy Osborne (11)
CB	Dean Derby (11)
CB	Ed Sharockman (14)
SS	Chuck Lamson (14)
FS	Billy Butler (12)

Total First Downs

Rushing	223	266
Passing	102	119
Penalty	107	139
3rd Down: Made/Att.	14	8
3rd Down: Pct	58/168	75/176
4th Down: Made/Att.	34.5	42.6
4th Down: Pct.	5/15	8/13
	33.3	61.5

Possession Avg.

Total Net Yards	28.49	31.11
Avg. Per Game	4,080	5,101
Total Plays	291.5	364.4
Avg. Per Play	774	860
	5.3	5.9

Net Yards Rushing

Avg. Per Game	1,864	1,978
Total Rushes	133.1	141.3
	426	463

Net Yards Passing

Avg. Per Game	2,216	3,123
Sacked/Yards Lost	158.3	237.4
Gross Yards Passing	48/483	20/242
Att./Completions	2,699	3,365
Completion Percentage	348/170	397/214
Had Intercepted	48.9	53.9
	31	25

Punts/Average

Net Punting Avg.	65/40.6	52/43.3
Penalties/Yards	65/34.8	52/35.3
Fumbles/Ball Lost	44/449	68/633
	37/23	30/18

Touchdowns

Rushing	31	52
Passing	7	20
Returns	22	29
	2	3

Score by Periods

VIKINGS	1	2	3	4	OT	T
OPPONENTS	51	96	22	85	0	254
	79	79	118	134	0	410

Scoring

	Ru	Re	Rt	1 pt.	2 pt.	FG	S	T
Christopherson	0	0	0	28/28	-	11/20	0	61
Mason	2	6	0	0/0	-	0/0	0	48
Forigson	0	6	0	0/0	-	0/0	0	36
Reichow	0	3	0	0/0	-	0/0	0	18
Triplett	2	1	0	0/0	-	0/0	0	18
Mayberry	1	1	0	0/0	-	0/0	0	12
Tarkenton	2	0	0	0/0	-	0/0	0	12
Brown	0	1	0	0/0	-	0/0	0	6
Donahue	0	1	0	0/0	-	0/0	0	6
Reed	0	1	0	0/0	-	0/0	0	6
Smith	0	1	0	0/0	-	0/0	0	6
Stonebreaker	0	1	0	0/0	-	0/0	0	6
Butler	0	0	1	0/0	-	0/0	0	6
Sharockman	0	0	1	0/0	-	0/0	0	6
Mercer	0	0	0	3/3	-	0/6	0	3
Leo	0	0	0	0/0	-	0/0	1	2
Team	0	0	0	0/0	-	0/0	1	2
VIKINGS	7	22	2	31/31	-	11/25	2	254
OPPONENTS	20	29	3	51/52	-	15/30	1	410

Field Goals

Christopherson	1-19	20-29	30-39	40-49	50+
Mason	4/4	1/3	4/6	2/7	0/0
Mercer	0/0	0/2	0/0	0/3	0/0
VIKINGS	4/4	1/5	4/6	2/10	0/0
OPPONENTS	5/6	1/3	6/11	3/9	0/1

Mercer: (1/44N)(27N,40N)(28N,44N)

Christopherson: (1/23G,30B,45N)(47N,42G,21N)(35G)(38G,44N,44G,10G)(16G,14G)(18G,37N)(27G)(20B)(39G,45N,40N)

Opponents: (36N,10G,45G)(37G,40G)(13G,12N,40G)(14G,35G,43B)(1/34N,47N)(32G,36G,32G)(18G)(26N,26N,32G)(13G,46N,35N,60N)

(36N)(22G,45N)(32N,40N,32N)

Rushing	Att.	Yds.	Avg.	Lg	TD
Mason	167	740	4.4	71	2
Tarkenton	41	361	8.8	31	2
Mayberry	74	274	3.7	16	1
McElhenry	50	200	4.0	27	0
Triplett	52	160	3.1	18	2
Brown	34	103	3.0	15	0
Reed	6	22	3.7	11	0
McCormick	1	4	4.0	4	0
VIKINGS	426	1,864	4.4	71	7
OPPONENTS	463	1,978	4.3	60	20

Receiving	No.	Yds.	Avg.	Long	TD
Reichow	39	561	14.4	41	3
Mason	36	603	16.6	74	6
Donahue	16	285	17.8	53	1
McElhenry	16	191	12.0	41	0
Ferguson	14	364	26.0	89	6
Stonebreaker	12	227	18.9	56	1
Mayberry	11	100	9.0	21	1
Brown	10	124	12.4	29	1
Smith	7	138	19.7	40	1
Reed	4	37	9.3	37	1
Adams	3	51	17.0	32	0
Triplett	2	30	15.0	27	1
Tarkenton	0	-12	0.0	12	0
VIKINGS	170	2,699	15.9	89	22
OPPONENTS	214	3,365	15.8	80	29

Punt Returns	No.	FC	Yds	Avg	Long	TD
Butler	12	2	169	14.1	46	0
Reed	9	0	82	9.1	19	0
Mason	6	0	52	8.7	16	0
McElhenry	5	2	43	8.6	14	0
Sharockman	1	0	16	16.0	16	0
Frankhauser	1	0	12	12.0	12	0
VIKINGS	34	5	374	11.0	46	0
OPPONENTS	32	15	261	8.2	65	0

Kickoff Returns	No.	Yds	Avg	Long	TD
Butler	26	588	22.6	45	0
Reed	13	337	25.9	40	0
Mason	12	301	25.1	42	0
McElhenry	7	160	22.9	40	0
Sharockman	3	71	23.7	47	0
Prestel	2	29	14.5	17	0
Bowie	2	7	3.5	6	0
Denton	1	17	17.0	17	0
Stonebreaker	1	12	12.0	12	0
VIKINGS	67	1,522	22.7	47	0
OPPONENTS	52	1,149	22.1	45	0

Punting	No.	Yds	Avg	Net	TB	I20	LG	BK
McCormick	46	1,795	39.0	35.0	2	7	53	0
Mercer	19	827	43.5	35.0	3	7	77	0
VIKINGS	65	2,622	40.3	34.8	5	14	77	0
OPPONENTS	62	2,249	43.3	35.3	1	9	82	0

Defensive Leaders:

Tackles: Hawkins (90), Leo (63), Prestel (53), Livingston (50), Dickson (45).

Sacks: Marshall (9), Dickson (3), Leo (3), Prestel (2), Christopherson (1), Livingston (1).

Interceptions: Sharockman (6), Butler (5.1), Derry (4), Frankhauser (4), Sumner (3), Christopherson (1), Hawkins (1), Lamson (1).

Passing	Att.	Cmp.	Yards	Pct	Yd./Att.	TD	TD%	Int.	Int%	Lg	Sack/Lost	Rating
Tarkenton	329	163	2,595	49.5	7.89	22	6.7	25	7.6	89	45/450	66.9
McCormick	18	7	104	38.9	5.78	0	0.0	5	27.7	53	3/33	19.0
Mason	1	0	0	0.0	0.0	0	0.0	1	100.0	0	0/0	0.0
VIKINGS	348	170	2,699	48.9	7.76	22	6.3	31	8.9	89	48/483	59.1
OPPONENTS	397	214	3,365	53.9	8.48	29	7.3	25	6.3	80	20/242	80.4

1963

Coach: Norm Van Brocklin

Record: 5-8-1

9/15	W	24-20	@ San Francisco	30,781
9/22	L	7-28	Chicago	33,923
9/29	W	45-14	San Francisco	28,567
10/6	L	14-56	St. Louis Cards	30,200
10/13	L	28-37	Green Bay	42,567
10/20	L	24-27	@ LA Rams	30,555
10/27	L	10-28	@ Detroit	44,509
11/3	W	21-13	LA Rams	33,567
11/10	L	7-28	@ Green Bay	42,327
11/17	L	34-37	Baltimore Colts	33,136
11/24	W	34-31	Detroit	28,763
12/1	T	17-17	@ Chicago	47,249
12/8	L	10-41	@ Baltimore Colts	54,122
12/15	W	34-13	@ Philadelphia	54,403

Total First Downs	Minn.	Opp.
Rushing	223	258
Passing	97	103
Penalty	112	143
3rd Down: Made/Att.	14	12
3rd Down: Pct.	73/193	66/177
4th Down: Made/Att.	37.8	37.2
4th Down: Pct.	6/14	11/16
Possession Avg.	42.8	68.7
Total Net Yards	30,226	29,244
Avg. Per Game	4,011	4,731
Total Plays	286.5	337.9
Avg. Per Play	800	814
Net Yards Rushing	1,842	1,733
Avg. Per Game	131.6	123.8
Total Rushes	445	410
Net Yards Passing	2,169	2,988
Avg. Per Game	154.9	213.4
Sacked/Yards Lost	51/518	45/364
Gross Yards Passing	2,687	3,362
Att./Completions	355/197	404/233
Completion Percentage	55.5	57.7
Had Intercepted	17	11
Punts/Average	70/38.7	60/43.9
Net Punting Avg.	70/35.0	60/35.8
Penalties/Yards	58/627	59/621
Fumbles/Ball Lost	45/18	50/31
Touchdowns	39	50
Rushing	17	12
Passing	16	31
Returns	6	7

Score by Periods		1	2	3	4	OT	T
VIKINGS		44	109	76	80	0	309
OPPONENTS		100	105	65	120	0	390
Scoring	Ru	Re	Rt	1 pt.	2 pt.	FG	S
Cox	0	0	0	39/39	-	12/24	0
Mason	7	2	0	0/0	-	0/0	0
Brown	5	2	1	0/0	-	0/0	0
Flatley	0	4	0	0/0	-	0/0	0
Wilson	4	0	0	0/0	-	0/0	0
Reichow	0	3	0	0/0	-	0/0	0
Poage	0	2	0	0/0	-	0/0	0
Smith	0	2	0	0/0	-	0/0	0
Tarkenton	1	0	0	0/0	-	0/0	0
Boylan	0	1	0	0/0	-	0/0	0
Butler	0	0	1	0/0	-	0/0	0
Hultz	0	0	1	0/0	-	0/0	0
Marshall	0	0	1	0/0	-	0/0	0
Sharockman	0	0	1	0/0	-	0/0	0
Winston	0	0	1	0/0	-	0/0	0
VIKINGS	17	16	6	39/39	-	12/24	0
OPPONENTS	12	31	7	49/50	-	13/22	0
Field Goals	1-19	20-29	30-39	40-49	50+		
Cox	4/5	1/2	5/9	2/7	0/1		
OPPONENTS	4/5	4/6	2/7	3/3	0/1		
Cox: (37G,1/23G,44N)(36G,128N,108)(47N,30B,46G,42N)(38G)(33B,46N)(38N,50N,47N)(36,19G)(13G,17G)(16G)(36N,36G)(43G)							
Opponents: (35G,54N,45G)(30N,35N)(1121G,15G,31G)(27G,27G)(147G,40G)(12B)(34B)(26N,26G)(16G,34N)(15G,11G)(24N)							

Cox: (37G)(23G,44N)(36G)(28N,10B)(47N,30B,46G,42N)(38G)(33B,46N)(36N,50N,47N)(37G,19G)(13G,17G)(16G)(36N,36G)(43G)
Opponents: (35G,54N,45G)(30N,35N)(12G,15G,31G)(27G,27G)(147G,40G)(12B)(34B)(26N,26G)(16G,34N)(15G,11G)(24N)

USUAL STARTERS () GAMES STARTED

OFFENSE		DEFENSE	
WR Paul Flatley (14)		DE Don Hultz (14)	
LT Grady Alderman (14)		DT Jim Presti (14)	
LG Gary Huth (12)		DT Paul Dickson (14)	
C Mick Tingelhoff (14)		DE Jim Marshall (14)	
RG Larry Bowie (14)		LB Roy Winston (14)	
RT Errol Linden (14)		LB Rip Hawkins (14)	
TE Ray Poage, Gordon Smith (6)		LB Steve Stonebreaker (10)	
WR Jerry Reichow (14)		CB Lee Calland (14)	
QB Fran Tarkenton (14)		CB Ed Sharrockman (14)	
RB Tommy Mason (14)		SS Karl Kassulke (12)	
RB Bill Brown (13)		FS Chuck Lamson (7)	

Rushing	Att.	Yds.	Avg.	Lg	TD		
Mason	166	763	4.6	70L	7		
Brown	128	445	3.5	21	5		
Wilson	73	282	3.9	30	4		
Tarkenton	28	162	5.8	24	1		
Reed	21	88	4.2	16	0		
VanderKelen	8	65	8.1	20	0		
Butler	17	48	2.8	11	0		
Feigenson	3	1	0.3	1	0		
Reichow	1	12	12.0	12	0		
VIKINGS	445	1,842	4.1	70L	17		
OPPONENTS	410	1,733	4.2	55	12		
Receiving	No.	Yds.	Avg.	Long	TD		
Flatley	51	867	17.0	62	4		
Mason	40	365	9.1	41	2		
Reichow	35	479	13.7	57	3		
Brown	17	109	6.4	30	2		
Poage	15	354	23.6	67L	2		
Reed	13	137	10.5	45	0		
Wilson	7	48	8.0	21	0		
Smith	6	177	30.0	54	2		
Boylan	6	78	13.0	19	1		
Butler	4	39	9.8	19	0		
Clarke	3	34	11.3	14	0		
VIKINGS	197	2,687	13.6	67	16		
OPPONENTS	233	3,362	14.4	68	31		
Punt Returns	No.	FC	Yds	Avg	Long	TD	
Butler	21	5	220	10.5	60L	1	
Reed	9	0	91	10.1	26	0	
Mason	4	1	63	15.8	23	0	
Kassulke	1	0	31	31.0	31	0	
VIKINGS	35	6	405	11.6	60L	1	
OPPONENTS	27	21	155	5.7	50	0	
Kickoff Returns	No.	Yds	Avg	Long	TD		
Butler	33	713	21.6	35	0		
Reed	13	367	28.2	51	0		
Sharrockman	7	139	19.9	28	0		
Frankhauser	4	94	23.5	26	0		
Brown	3	105	35.0	78L	1		
Mason	3	61	20.3	21	0		
Calland	2	45	22.5	25	0		
Smith	2	24	12.0	18	0		
Campbell	1	8	8.0	8	0		
Bowie	1	0	0.0	0	0		
VIKINGS	69	1,556	22.6	78L	3		
OPPONENTS	48	1,342	28.0	103L	3		
Punting	No.	Yds	Avg	Net	TD	LG	BK
Cox	70	2,707	38.7	35.0	5	23	57
OPPONENTS	60	2,632	43.9	35.8	4	11	61
Defensive Leaders:							
Tackles- Hawkins (114), Winston (108), Frankhauser (86), Sharrockman (79), Calland (78).							
Sacks- Marshall (10.5), Hultz (10.5), Prestel (8.5), Dentoni (5.5), Dickson (3)							
Interceptions- Sharrockman (5.1), Frankhauser (2), Hawkins (1), Hultz (1.1), Russ (1, Winston (1).							

Defensive Leaders: Tackles- Hawkins (114), Winston (109), Frankhauser (86), Sharrockman (79), Calland (78).

Sacks- Marshall (10.5), Hultz (10.5), Presti (8.5), Denton (5.5), Dickson (3)

Interceptions- Sharrockman (5), Frankhauser (2), Hawkins (1), Hultz (1), Russ (1), Winston (1).

Passing	Att.	Cmp.	Yards	Pct	Yd./Att.	TD	TD%	Int.	Int%	Lg	Sack/Lost	Rating
Tarkenton	297	170	2,311	57.2	7.78	15	5.1	15	5.1	67L	42/448	78.0
VanderKelen	58	27	376	46.6	6.48	1	1.7	2	3.4	53	9/70	59.3
VIKINGS	355	197	2,687	55.5	7.57	16	4.5	17	4.8	67L	51/518	74.9
OPPONENTS	404	233	3,362	57.7	8.32	31	7.7	11	2.7	68	45/364	99.1

1964

Coach: Norm Van Brocklin

Record: 8-5-1

9/13	W	34-24	Baltimore Colts	35,563
9/20	L	28-34	Chicago	41,387
9/27	L	13-22	@ LA Rams	50,009
10/4	W	24-23	@ Green Bay	42,327
10/11	L	20-24	Detroit	40,840
10/18	W	30-10	Pittsburgh	39,873
10/25	W	27-22	@ San Francisco	31,845
11/1	L	13-42	Green Bay	44,278
11/8	W	24-7	San Francisco	40,408
11/15	L	14-17	@ Baltimore Colts	60,213
11/22	T	23-23	@ Detroit	48,291
11/29	W	34-13	LA Rams	31,677
12/6	W	30-21	@ NY Giants	62,802
12/13	W	41-14	@ Chicago	46,846

Minn. Opp.

Total First Downs	258	216
Rushing	124	94
Passing	115	105
Penalty	19	17
3rd Down: Made/Att.	85/197	50/167
3rd Down: Pct	43.1	29.9
4th Down: Made/Att.	6/6	5/10
4th Down: Pct.	100.0	50.0
Possession Avg.	33.11	26.49
Total Net Yards	4,306	4,346
Avg. Per Game	307.6	310.4
Total Plays	893	800
Avg. Per Play	4.8	5.4
Net Yards Rushing	2,183	1,816
Avg. Per Game	155.9	115.4
Total Rushes	519	389
Net Yards Passing	2,123	2,730
Avg. Per Game	151.6	195.0
Sacked/Yards Lost	48/491	36/269
Gross Yards Passing	2,614	2,999
Att./Completions	326/179	375/182
Completion Percentage	54.9	48.5
Had Intercepted	12	19
Punts/Average	72/46.4	71/43.8
Net Punting Avg.	72/41.8	71/37.2
Penalties/Yards	71/787	70/698
Fumbles/Ball Lost	37/18	32/16
Touchdowns	42	37
Rushing	14	10
Passing	23	23
Returns	5	4

Score by Periods	1	2	3	4	OT	T		
VIKINGS	71	126	75	83	0	355		
OPPONENTS	47	92	84	73	0	296		
Scoring	Ru	Re	Rt	1 pt.	2 pt.	FG	S	T
Cox	0	0	0	40/42	-	21/33	0	9
Brown	7	9	0	0/0	-	0/0	0	9
Bedsale	0	5	0	0/0	-	0/0	0	3
Mason	4	1	0	0/0	-	0/0	0	3
Flatley	0	3	0	0/0	-	0/0	0	3
Hall	0	2	0	0/0	-	0/0	0	1
Reichow	0	2	0	0/0	-	0/0	0	1
Tarkenton	2	0	0	0/0	-	0/0	0	1
Hawkins	0	0	2	0/0	-	0/0	0	1
McWatters	1	0	0	0/0	-	0/0	0	0
Smith	0	1	0	0/0	-	0/0	0	0
Eller	0	0	1	0/0	-	0/0	0	0
Prestel	0	0	1	0/0	-	0/0	0	0
Rose	0	0	1	0/0	-	0/0	0	0
VIKINGS	14	23	5	40/42	-	21/33	0	355
OPPONENTS	10	23	4	33/37	-	13/28	1	296
Field Goals	1-19	20-29	30-39	40-49	50+			
Cox	5/5	5/5	4/7	7/13	0/3			
OPPONENTS	3/3	3/6	6/7	1/11	0/1			

Cox: (18G,46N,44G)(37N)(54N,44N)(27G)(43N,32G,43N,42G)(25G)
 (41G,37G)(44N,16G,43G)(22G,45N)(39N)(20G,45G,39G,60N)(16G,
 32G)(51N,18G,47G,27G)(36B,15G,41G)
 Opponents: (32G)(23G,38G,10G)(20G)(24G)(12G)(37G,48G)(47N,
 40N,40N)(46N,35G,20N,26N)(37G)(18G,33G)(1)

USUAL STARTERS () GAMES STARTED

OFFENSE

WR Paul Flatley (9)
LT Grady Alderman (14)
LG Palmer Pyle (9)
C Mick Tingelhoff (14)
RG Larry Bowie (14)
RT Errol Linden (14)
TE Hal Bedsale (14)
WR Jerry Reichow (12)
QB Fran Tarkenton (14)
RB Tommy Mason (12)
RB Bill Brown (14)

DEFENSE

DE Carl Eller (14)
DT Jim Prestel (14)
DT Paul Dickson (14)
CB Ed Marshall (14)
LB Roy Winston (14)
LB Rip Hawkins (14)
LB Bill Jobko (9)
CB George Rose (13)
CB Ed Sharockman (14)
SS Karl Kassulke (14)
FS Larry Vargo (12)

Rushing	Att.	Yds.	Avg.	Lg	TD			
Brown	226	866	3.8	46	7			
Mason	169	691	4.1	51	4			
Tarkenton	50	330	6.6	31	2			
Michel	39	129	3.3	14	0			
McWatters	14	60	4.3	16	1			
Dean	5	30	6.0	9	0			
Alderman	0	22	0.0	22L	0			
Lester	4	15	4.5	7	0			
Walder	4	18	4.5	18	0			
Butler	5	11	2.2	6	0			
VanderKelen	1	10	10.0	10	0			
Smith	1	2	2.0	2	0			
Hall	1	4	4.0	4	0			
VIKINGS	519	2,183	4.2	51	14			
OPPONENTS	389	1,616	4.2	59	10			
Receiving	No.	Yds.	Avg.	Long	TD			
Brown	48	703	14.6	64	9			
Flatley	28	450	16.1	48	3			
Mason	26	239	9.2	29	1			
Hall	23	325	14.2	32	2			
Reichow	20	284	14.2	51	2			
Bedsale	18	295	16.4	43	5			
Smith	10	211	21.1	44	1			
McWatters	2	1	0.5	1	0			
Butler	1	58	58.0	58	0			
Dean	1	23	23.0	23	0			
Michel	1	14	14.0	14	0			
Vargo	1	13	13.0	13	0			
VIKINGS	179	2,614	14.6	64	23			
OPPONENTS	182	2,999	16.5	80	23			
Punt Returns	No.	FC	Yds	Avg	Long	TD		
Butler	22	3	156	7.1	32	0		
Mason	10	4	150	15.0	45	0		
Kassulke	1	2	0	0.0	0	0		
Dean	1	0	0	0.0	0	0		
VIKINGS	35	9	306	8.5	45	0		
OPPONENTS	31	17	231	7.5	57	0		
Kickoff Returns	No.	Yds	Avg	Long	TD			
Butler	26	597	23.0	34	0			
Michel	8	192	24.0	40	0			
Rose	8	180	22.5	36	0			
Brown	5	68	13.6	23	0			
Dean	3	50	16.7	23	0			
Mason	2	36	18.0	25	0			
McWatters	1	7	7.0	7	0			
VIKINGS	53	1,130	21.3	40	0			
OPPONENTS	57	1,324	23.4	100L	2			
Punting	No.	Yds	Avg	Net	TB	LG	BK	
Walder	72	3,341	46.4	41.8	5	26	73	0
OPPONENTS	71	3,110	43.8	37.2	8	8	66	0
Defensive Leaders:								
Tackles- Hawkins (99), Kassulke (72), Rose (69), Prestel (67), Marshall (66)								
Sacks- Marshall (11.5), Eller (7.5), Prestel (5.5), Jobko (3), Dickson (2.5)								
Interceptions- Rose (6.1), Kassulke (3), Winston (3), Hawkins (2.2),								
Winston (2), Prestel (1.1), Sharockman (1), Vargo (1).								

Passing	Att.	Cmp.	Yards	Pct	Yd./Att.	TD	TD%	Int.	Int%	Lg	Sack/Lost	Rating
Tarkenton	306	171	2,508	55.9	8.19	22	7.2	11	3.6	64	46/446	91.8
VanderKelen	19	7	78	36.8	4.11	0	0.0	1	5.3	18	2/45	28.0
Mason	1	1	30	100.0	30.0	1	100.0	0	0.0	30	0/0	158.3
VIKINGS	326	179	2,614	54.9	8.02	23	7.1	12	3.7	64	48/491	89.4
OPPONENTS	375	182	2,999	48.5	8.00	23	6.1	19	5.1	80	36/269	75.2

1965

Coach: Norm Van Brocklin

Record: 7-7

9/19	L	16-35	@ Baltimore Colts	56,562
9/26	L	29-31	Detroit	46,826
10/3	W	38-35	@ LA Rams	36,755
10/9	W	40-14	NY Giants	44,238
10/17	L	37-45	Chicago	47,426
10/24	W	42-41	@ San Francisco	42,680
10/31	W	27-17	@ Cleveland	83,505
11/7	W	24-13	LA Rams	47,426
11/14	L	21-41	Baltimore Colts	47,426
11/21	L	13-38	Green Bay	47,426
11/28	L	24-45	San Francisco	40,306
12/5	L	19-24	@ Green Bay	40,852
12/12	W	29-7	@ Detroit	45,420
12/19	W	24-17	@ Chicago	46,604

	Min.	Opp.
Total First Downs	277	242
Rushing	130	99
Passing	126	120
Penalty	21	23
3rd Down: Made/Att.	89/184	49/153
3rd Down: Pct	48.3	32.0
4th Down: Made/Att.	8/12	6/8
4th Down: Pct.	66.7	75.0
Possession Avg.	32:03	27:57
Total Net Yards	4,824	4,248
Avg. Per Game	344.6	303.4
Total Plays	912	788
Avg. Per Play	5.3	5.4
Net Yards Rushing	2,278	1,755
Avg. Per Game	162.7	125.4
Total Rushes	505	408
Net Yards Passing	2,546	2,493
Avg. Per Game	181.9	178.1
Sacked/Yards Lost	35/315	22/192
Gross Yards Passing	2,861	2,685
Att./Completions	372/189	357/187
Completion Percentage	50.8	52.4
Had Intercepted	12	19
Punts/Average	51/42.1	64/38.4
Net Punting Avg.	51/38.8	64/35.6
Penalties/Yards	76/771	66/643
Fumbles/Ball Lost	41/25	24/11
Touchdowns	44	53
Rushing	19	18
Passing	21	31
Returns	4	4
Score by Periods		
VIKINGS	59	125
OPPONENTS	87	114
Scoring		
Cox	0	0
Mason	10	1
Brown	6	1
Flatley	0	7
Smith	0	5
Bedsale	0	3
Hall	0	2
Tarkenton	1	0
King	0	1
Phillips	0	1
Hawkins	0	0
Rentzel	0	0
Sharockman	0	1
Warwick	0	0
Eller	0	0
Prestel	0	0
Team	0	0
VIKINGS	19	21
OPPONENTS	18	31
Field Goals	1-19	20-29
Cox	2/2	10/10
OPPONENTS	2/2	4/5

Cox: (35G, 46N, 37G, 39G)(38N, 14G)(42N, 33G)(28G, 40G, 28G)(39N)
 (49N, 30G, 15G)(22G, 48B, 48N)(34G, 27G)(26G)(25G, 26G, 53G, 59N,
 23G)(20G, 37G, 37N, 44N)(37N, 33G)
 Opponents: (51N, 35G)(35N, 42N)(12G)(37G, 22G)(20G)(37B)(17G,
 38G)(36G)(33N, 49G, 49B)(25G, 27N)(37N, 41N, 20G)

USUAL STARTERS () GAMES STARTED

OFFENSE		DEFENSE	
WR Paul Flatley (14)		DE Carl Eller (14)	
LT Grady Alderman (14)		DT Gary Larsen (9)	
LG Milt Sunde (14)		DT Paul Dickson (14)	
C Mick Tingelhoff (14)		DE Jim Marshall (14)	
RG Larry Bowie (14)		LB Roy Winston (7)	
RT Errol Linden (14)		Lonnie Warwick (7)	
TE Gordon Smith (9)		LB Rip Hawkins (13)	
WR Jim Phillips (9)		LB Bill Jobko (13)	
QB Fran Tarkenton (14)		CB George Rose (10)	
RB Tommy Mason (9)		CB Ed Sharockman (14)	
RB Bill Brown (12)		SS Karl Kasulke (8)	
		FS Larry Vargo (11)	

Rushing	Att.	Yds.	Avg.	Lg	TD	
Brown	160	699	4.5	40	6	
Mason	141	597	4.2	38	10	
Tarkenton	86	356	4.1	36	1	
King	72	356	4.9	21	0	
Barnes	48	148	3.1	12	0	
Osborn	20	106	5.3	21	2	
VanderKelen	4	13	3.3	20	0	
Young	3	4	1.3	4	0	
Rentzel	1	-1	-1.0	-1	0	
VIKINGS	505	2,278	4.5	40	19	
OPPONENTS	408	1,755	4.3	49	18	
Receiving	No.	Yds.	Avg.	Long	TD	
Flatley	50	896	17.9	531	7	
Brown	41	503	12.3	47	1	
Smith	22	431	19.6	49	5	
Mason	22	321	14.6	721	1	
Hall	15	287	19.1	68	2	
Phillips	15	185	12.3	43	1	
King	12	96	8.0	25	1	
Bedsale	8	123	15.4	38	3	
Barnes	3	15	5.0	7	0	
Osborn	1	4	4.0	4	0	
VIKINGS	189	2,861	15.1	72	21	
OPPONENTS	187	2,685	14.4	67	31	
Punt Returns	No.	FC	Yds	Avg	Long	TD
Mason	9	6	63	7.0	17	0
Rentzel	4	9	9	2.3	6	0
Young	4	0	7	2.8	5	0
Hall	3	1	21	7.0	9	0
James	1	3	5	5.0	5	0
VIKINGS	21	19	115	5.2	17	0
OPPONENTS	29	6	261	9.0	55	1
Kickoff Returns	No.	Yds	Avg	Long	TD	
Rentzel	23	602	26.2	1011	1	
Osborn	18	422	23.4	92	0	
James	11	212	19.3	28	0	
Hall	4	93	23.3	29	0	
Young	4	78	19.5	28	0	
Mason	3	66	22.0	26	0	
Barnes	3	37	12.3	18	0	
King	1	14	14.0	14	0	
VIKINGS	67	1,524	22.7	1011	1	
OPPONENTS	62	1,557	25.1	961	1	
Punting	No.	Yds	Avg	Net	TD	BK
Walden	51	2,146	42.1	35.8	3	5
OPPONENTS	64	2,455	38.4	35.6	3	9
Defensive Leaders:						
Tackles- Vargo (88), Hawkins (86), Marshall (62), Eller (58), Sharrockman (56).						
Sacks- Marshall (7.5), Eller (5.5), Dickson (4), Hawkins (3), Larsen (2).						
Interceptions- Rosekorn (6.1), Jordan (4), Hawkins (3.1), Vargo (3), Kassulke (2), Shero (1).						

Defensive Leaders:

Tackles: Vargo (88), Hawkins (86), Marshall (62), Eller (58),
 Sharockman (56).
 Sacks: Marshall (7.5), Eller (5.5), Dickson (4), Hawkins (3), Larsen (2).
 Interceptions: Sharockman (6.1), Jordan (4), Hawkins (3.1), Vargo (3),
 Kasulke (2), Rose (1).

Passing	Att.	Cmp.	Yards	Pct	Yd./Att.	TD	TD%	Int.	Int%	Lg	Sack/Lost	Rating
Tarkenton	329	171	2,609	52.0	7.93	19	5.8	11	3.3	72	28/250	83.8
Vanderkelen	40	18	252	45.0	6.30	2	5.0	0	0.0	38	7/65	82.5
Berry	2	0	0	0.0	0.0	0	0.0	0	0.0	0	0/0	39.6
King	1	0	0	0.0	0.0	0	0.0	1	100.0	0	0/0	0.0
VIKINGS	372	189	2,861	50.8	7.69	21	5.6	12	3.2	72	35/315	81.8
OPPONENTS	357	187	2,685	52.4	7.52	31	8.7	19	5.3	67	22/192	83.8

9/11	T	10-10	@ San Francisco	29,312
9/18	L	23-38	Baltimore Colts	47,426
9/25	L	17-28	@ Dallas	64,116
10/2	L	10-13	Chicago	47,426
10/16	W	35-7	LA Rams	47,426
10/23	L	17-20	@ Baltimore Colts	60,238
10/30	W	28-3	San Francisco	45,077
11/6	W	20-17	@ Green Bay	50,861
11/13	L	31-32	Detroit	43,939
11/20	L	6-21	@ LA Rams	38,775
11/27	L	16-28	Green Bay	47,426
12/4	L	13-20	Atlanta	37,117
12/11	W	28-16	@ Detroit	43,022
12/18	L	28-41	@ Chicago	45,191

	Min.	Opp.
Total First Downs	279	213
Rushing	126	85
Passing	132	116
Penalty	21	12
3rd Down: Made/Att.	101/229	59/182
3rd Down: Pct.	44.1	32.4
4th Down: Made/Att.	12/20	5/10
4th Down: Pct.	60.0	50.0
Possession Avg.	31:48	28:12
Total Net Yards	4,645	3,922
Avg. Per Game	331.8	280.1
Total Plays	1,013	828
Avg. Per Play	4.6	4.7
Net Yards Rushing	2,091	1,686
Avg. Per Game	149.4	120.4
Total Rushes	551	412
Net Yards Passing	2,554	2,236
Avg. Per Game	182.4	159.7
Sacked/Yards Lost	45/384	25/190
Gross Yards Passing	2,932	2,426
Att./Completions	416/216	391/206
Completion Percentage	51.8	52.7
Had Intercepted	22	14
Punts/Average	60/41.1	72/40.6
Net Punting Avg.	60/35.2	72/37.1
Penalties/Yards	67/787	67/677
Fumbles/Ball Lost	33/14	24/8
Touchdowns	34	33
Rushing	15	15
Passing	18	13
Returns	1	5

Score by Periods	1	2	3	4	OT	T
VIKINGS	64	75	85	68	0	292
OPPONENTS	43	116	50	95	0	304

Scoring	Ru	Re	Rt	1 pt.	2 pt.	FG	S	T
Cox	0	0	0	34/34	-	18/33	0	88
Brown	6	0	0	0/0	-	0/0	0	36
Carpenter	0	4	0	0/0	-	0/0	0	24
Tarkenton	4	0	0	0/0	-	0/0	0	24
Flatley	0	3	0	0/0	-	0/0	0	18
Phillips	0	3	0	0/0	-	0/0	0	18
Mason	2	1	0	0/0	-	0/0	0	18
Lindsey	1	2	0	0/0	-	0/0	0	18
Osborn	1	2	0	0/0	-	0/0	0	18
Hall	0	2	0	0/0	-	0/0	0	12
Barnes	1	0	0	0/0	-	0/0	0	6
King	1	0	0	0/0	-	0/0	0	6
Hackbart	0	0	1	0/0	-	0/0	0	6
VIKINGS	15	18	1	34/34	-	18/33	0	292
OPPONENTS	13	5	32/33	-	24/41	0	304	

Field Goals	1-19	20-29	30-39	40-49	50+
Cox	3/3	7/7	5/10	3/11	0/2
OPPONENTS	8/8	5/8	5/9	6/15	0/1

Cox: (52N,26G,31G)(11G,39G,41G)(23G,30N,34N,33N)(48N,26G,38B)
(49N)(46N,21G)(45N,31N)(31G,16G)(15G)(46N,36G,44G)(27G,34N)
30G,22G)(42N,40G)(26G,42N)(31N)

Opponents:
(44G,46G,39N)(44G)(42N)(25G,12G)(45N,39N)(44N,14G,34G,23N)
(43N,40N,19G)(11G,53N)(48N,33G,26G,15G,20G,40N,28G,32G)

(48G,42G,39N,10G,47N,21G)(36N)(26N,20N)(48N,44G,30G,17G)
(36G,17G)

USUAL STARTERS (I) GAMES STARTED

OFFENSE

WR Paul Flatley (12)
LT Grady Alderman (14)
LG Milt Sunde (14)
C Mick Tingelhoff (14)
RG Jim Veltone (9)
RT Doug Davis (12)
TE Preston Carpenter (12)
WR Jim Phillips (10)
QB Fran Tarkenton (12)
RB Tommy Mason (6)
RB Bill Brown (14)

DEFENSE

DE Carl Eller (14)
DT Gary Larsen (14)
DT Paul Dickson (12)
DE Jim Marshall (14)
LB Roy Winston (12)
LB Lonnie Warwick (12)
LB John Kirby (9)
CB Earnest Mackbee (14)
CB Ed Sharrockman (10)
SS Karl Kossulke (14)
FS Dale Hackbart (13)

Rushing	Att.	Yds.	Avg.	Lg.	TD
Brown	251	829	3.3	33t	6
Tarkenton	62	376	6.1	28	4
Osborn	87	344	3.9	25	1
Mason	58	235	4.0	52t	2
Lindsey	57	146	2.6	14	1
Walden	5	82	16.4	45	0
King	17	40	2.3	12	0
VanderKelen	4	19	4.7	15	0
Barnes	5	16	3.2	4	1
Berry	3	12	4.0	5	0
Williams	1	2	2.0	2	0
Carpenter	1	-10	-10.0	-10	0
VIKINGS	551	2,091	3.8	52t	15
OPPONENTS	412	1,686	4.0	54	15

Receiving	No.	Yds.	Avg.	Long	TD
Flatley	50	777	15.0	41	3
Brown	37	359	9.0	56	0
Phillips	32	554	17.0	68t	3
Carpenter	27	487	18.0	52	4
Hall	23	271	11.7	21	2
Lindsey	20	250	12.5	46	2
Osborn	16	147	9.1	28	2
Mason	7	39	5.5	17	1
King	2	24	12.0	18	1
Barnes	1	20	20.0	20	0
Rentzel	2	10	5.0	8	0
VIKINGS	216	2,932	13.0	68t	18
OPPONENTS	206	2,426	11.8	83t	13

Punt Returns	No.	FC	Yds	Avg.	Long	TD
Rentzel	11	5	16	1.4	14	0
Sharrockman	9	1	95	10.5	76	0
Williams	4	3	-2	-0.5	0	0
Mason	3	4	9	3.0	6	0
Young	2	2	7	3.5	6	0
Lindsey	2	5	4	2.0	4	0
Rose	0	1	0	0.0	0	0
VIKINGS	31	21	129	4.1	76	0
OPPONENTS	28	9	251	8.9	64	0

Kickoff Returns	No.	Yds	Avg.	Long	TD
Fitzgerald	14	301	21.5	28	0
Rentzel	9	181	20.1	28	0
Hall	7	141	20.1	27	0
King	6	78	13.0	26	0
Young	5	105	21.0	25	0
Lindsey	4	79	19.7	22	0
Williams	3	61	20.3	26	0
Rose	1	20	20.0	20	0
Osborn	1	19	19.0	19	0
Winston	1	2	2.0	2	0
Sunde	1	0	0.0	0	0
VIKINGS	52	987	18.0	28	0
OPPONENTS	50	1,203	24.0	90	0

Punting	No.	Yds	Avg.	Net	TB	I20	Lg	BK
Walden	60	2,463	41.1	35.2	5	11	70	0
OPPONENTS	72	2,923	40.6	37.1	6	21	59	0

Defensive Leaders:

Tackles: Warwick (92), Eller (64), Hackbart (82), Kossulke (78), Larsen (54).
Sacks: Marshall (7), Dickson (5.5), Eller (5), Larsen (3.5), Kirby (2), Warwick (2).

Interceptions: Hackbart (5.1), Mackbee (2), Kossulke (2), Warwick (2), Fitzgerald (1), Rose (1), Sharrockman (1).

Passing	Att.	Cmp.	Yards	Pct	Yd./Att.	TD	TD%	Int.	Int%	Lg	Sack/Lost	Rating
Tarkenton	358	192	2,561	53.6	7.15	17	4.7	16	4.5	68t	37/322	73.8
Berry	37	13	215	35.1	5.81	1	2.7	5	13.5	52t	7/53	25.0
VanderKelen	20	10	147	50.0	7.35	0	0.0	0	0.0	43	1/9	74.4
King	1	1	9	100.0	9.00	0	0.0	0	0.0	9	0/0	104.2
VIKINGS	416	216	2,932	51.8	7.05	18	4.3	22	5.3	68t	45/383	67.1
OPPONENTS	391	206	2,426	52.7	6.20	13	3.3	14	3.6	83t	25/190	68.0

9/17	L	21-27	San Francisco	39,638
9/22	L	3-39	@ LA Rams	52,255
10/1	L	7-17	Chicago	44,868
10/8	L	24-34	St. Louis Cards	40,017
10/15	W	10-7	@ Green Bay (Mil.)	49,601
10/22	T	20-20	Baltimore Colts	47,693
10/29	T	20-21	@ Atlanta	52,859
11/5	W	27-24	NY Giants	44,960
11/12	T	10-10	Detroit	40,032
11/19	L	10-14	@ Cleveland	68,431
11/26	W	41-27	@ Pittsburgh	23,773
12/3	L	27-30	Green Bay	47,693
12/10	T	10-10	@ Chicago	40,110
12/17	L	3-14	@ Detroit	44,874

Total First Downs		Minn.		Opp.													
Rushing		199		217													
Passing		91		105													
Penalty		85		90													
3rd Down: Made/Att.		61/188		73/197													
3rd Down: Pct		32.4		37.0													
4th Down: Made/Att.		7/11		5/6													
4th Down: Pct.		63.6		83.3													
Possession Avg.		30.00		30.00													
Total Net Yards		3,478		3,856													
Avg. Per Game		248.4		275.4													
Total Plays		823		850													
Avg. Per Play		4.2		4.5													
Net Yards Rushing		1,811		2,104													
Avg. Per Game		129.4		150.3													
Total Rushes		454		500													
Net Yards Passing		1,667		1,752													
Avg. Per Game		119.1		125.2													
Sacked/Yards Lost		35/284		36/319													
Gross Yards Passing		1,951		2,071													
Att./Completions		366/150		314/149													
Completion Percentage		44.6		47.5													
Had Intercepted		24		16													
Punts/Average		75/41.6		79/38.9													
Net Punting Avg.		75/38.6		79/36.6													
Penalties/Yards		100/1,075		90/906													
Fumbles/Ball Lost		23/13		38/19													
Touchdowns		26		34													
Rushing		10		12													
Passing		11		17													
Returns		5		5													
Score by Periods		1		2		3		4		OT		T					
VIKINGS		27		64		30		112		0		233					
OPPONENTS		57		103		68		86		0		294					
Scoring		Ru		Re		Rt		1 pt.		2 pt.		FG		S		T	
Cox		0		0		0		26/26		-		17/33		0		77	
Brown		5		0		0		0/0		-		0/0		0		30	
Beasley		0		4		0		0/0		-		0/0		0		24	
Osborn		3		0		0		0/0		-		0/0		0		18	
Phillips		0		3		0		0/0		-		0/0		0		18	
Kapp		2		0		0		0/0		-		0/0		0		12	
Washington		0		2		0		0/0		-		0/0		0		12	
Mackbee		0		0		2		0/0		-		0/0		0		12	
Grim		0		1		0		0/0		-		0/0		0		6	
Hackbart		0		0		1		0/0		-		0/0		0		6	
Jones		0		0		1		0/0		-		0/0		0		6	
Hargrove		0		0		1		0/0		-		0/0		0		6	
VIKINGS		10		11		5		26/26		-		17/33		0		233	
OPPONENTS		12		17		5		34/34		-		18/30		0		294	
Field Goals		1-19		20-29		30-39		40-49		50+							
Cox		3/4		8/11		3/5		3/10		0/3							
OPPONENTS		8/8		2/4		5/9		3/8		0/1							

Cor. (53N,21G)(52N,41N)(27N,48B,40G)(12G)(47N,28G,11G)(53N,21G,40G,44N,19N)(37G,13G)(25G,20G,47N)(44G,44N,34G)(24G,27G)(25G,30B)(20N,45N,31N,24N,36G)
Opponents: (39N,20G,34G)(41G,18G,11G,52N,47N)(17G)(39G,17G)(34N)(25N,41G,10G)(29N)(33G)(12G,45N)(43N)(47G,26G,38N,42N)(30G,34G,19G)(12G,36N,49N))

USUAL STARTERS () GAMES STARTED

OFFENSE

WR Paul Flatley (13)
LT Grady Alderman (14)
LG Milt Sunde (8)
Jim Vellone (8)
C Mick Tingelhoff (14)
RG Larry Bowie (12)
RT Doug Davis (7)
TE Marline McKeever (14)
WR Jim Phillips (11)
QB Joe Kapp (12)
RB Dave Osborn (14)
RB Bill Brown (14)

DEFENSE

DE Carl Eller (13)
DT Alan Page (11)
DT Paul Dickson (13)
DE Jim Marshall (14)
LB Roy Winston (12)
LB Lonnie Warwick (14)
LB John Kirby (14)
CB Earnell Mackbee (14)
CB Ed Sharrockman (13)
SS Karl Kassulke (14)
FS Dale Hackbart (12)

Rushing	Att.	Yds.	Avg.	Lg	TD			
Osborn	215	972	4.5	73	2			
Brown	185	610	3.3	29	5			
Kapp	27	167	6.2	24	2			
Jones	12	23	1.9	9	0			
Grim	1	20	20.0	20	0			
Lindsey	4	10	2.5	6	0			
VanderKelen	9	9	1.0	16	1			
Berry	1	0	0.0	0	0			
VIKINGS	454	1,811	4.0	73	10			
OPPONENTS	500	2,104	4.2	64	12			
Receiving	No.	Yds.	Avg.	Long	TD			
Osborn	34	272	8.2	29	1			
Flatley	23	232	10.1	27	0			
Brown	22	263	11.9	43	0			
Phillips	21	352	16.7	42	3			
McKeever	14	184	13.1	42	0			
Washington	13	384	29.5	85*	2			
Beasley	13	120	9.2	16	4			
Grim	6	108	18.0	26	0			
Lindsey	4	36	9.0	21	0			
VIKINGS	150	1,951	13.0	85*	11			
OPPONENTS	149	2,071	13.9	86*	17			
Punt Returns	No.	FC	Yds	Avg	Long	TD		
Grim	25	10	101	4.0	81	0		
Keys	5	8	2	0.4	2	0		
Sharrockman	4	6	0	0.0	2	0		
Fitzgerald	1	0	4	4.0	4	0		
VIKINGS	35	24	107	3.0	61	0		
OPPONENTS	39	21	164	4.2	57	0		
Kickoff Returns	No.	Yds	Avg	Long	TD			
Jones	25	597	23.8	96*	1			
Grim	22	493	22.4	46	0			
Lindsey	3	71	23.6	37	0			
Sharrockman	1	22	22.0	22	0			
Denny	1	18	18.0	18	0			
Tatman	1	14	14.0	14	0			
VIKINGS	53	1,215	22.9	96*	1			
OPPONENTS	48	1,076	22.4	51	0			
Punting	No.	Yds	Avg	Net	TB	I20	LG	BK
Walden	75	3,117	41.6	38.8	2	19	76	0
OPPONENTS	79	3,076	38.9	36.6	4	24	62	1

Defensive Leaders:

Tackles- Warwick (113), Hackbart (86), Kassulke (74), Eller (70), Page (66), Sacks- Page (8.5), Marshall (8), Dickson (5), Warwick (4.5), Eller (4), Interceptions- Mackbee (5.1), Sharrockman (3), Hackbart (2.1), Kassulke (2), Warwick (2), Hargrove (1), Keys (1).

Passing	Att.	Cmp.	Yards	Pct	Yd./Att.	TD	TD%	Int.	Int%	Lg	Sack/Lost	Rating
Tarkenton	214	102	1,386	47.7	6.48	8	3.7	17	7.9	85*	23/200	48.2
VanderKelen	115	45	522	39.1	4.54	3	2.6	7	6.1	42	6/35	36.9
Berry	7	3	43	42.8	6.14	0	0.0	0	0.0	0	6/49	63.4
VIKINGS	366	150	1,951	44.6	5.33	11	3.0	24	6.6	85*	35/284	41.1
OPPONENTS	314	149	2,071	47.5	6.60	17	5.4	16	5.1	86	36/319	66.9

9/14	W	47-7	Atlanta	45,563
9/22	W	26-13	@ Green Bay (Mil.)	49,346
9/29	L	17-27	Chicago	47,644
10/6	W	24-10	Detroit	44,289
10/13	L	17-20	@ New Orleans	71,105
10/20	L	7-20	Dallas	47,644
10/27	L	24-26	@ Chicago	46,562
11/3	W	27-14	Washington	47,644
11/10	W	14-10	Green Bay	47,644
11/17	W	13-6	@ Detroit	48,654
11/24	L	9-21	@ Baltimore Colts	60,238
12/1	L	3-31	LA Rams	47,644
12/8	W	30-20	@ San Francisco	29,049
12/15	W	24-17	@ Philadelphia	54,530

Total First Downs

Rushing	223	Opp.	210
Passing	114		98
Penalty	89		98
	20		14
3rd Down: Made/Att.	77/182		56/173
3rd Down: Pct	42.3		32.3
4th Down: Made/Att.	6/10		10/12
4th Down: Pct.	60.0		83.3

Possession Avg.

Total Net Yards	30.27	Opp.	29.33
-----------------	-------	------	-------

Avg. Per Game	3,606		3,756
---------------	-------	--	-------

Total Plays	257.6		288.4
-------------	-------	--	-------

Avg. Per Play	816		790
---------------	-----	--	-----

Net Yards Rushing	4.4		4.7
-------------------	-----	--	-----

Avg. Per Game	1,921		1,903
---------------	-------	--	-------

Total Rushes	137.2		135.9
--------------	-------	--	-------

Net Yards Passing	500		431
-------------------	-----	--	-----

Avg. Per Game	1,685		1,855
---------------	-------	--	-------

Sacked/Yards Lost	120.4		132.5
-------------------	-------	--	-------

Gross Yards Passing	35/310		44/307
---------------------	--------	--	--------

Att./Completions	1,997		2,167
------------------	-------	--	-------

Completion Percentage	282/154		315/185
-----------------------	---------	--	---------

Had Intercepted	54.6		58.7
-----------------	------	--	------

Punts/Average	17		16
---------------	----	--	----

Net Punting Avg.	61/39.3		64/38.2
------------------	---------	--	---------

Penalties/Yards	61/35.5		64/33.1
-----------------	---------	--	---------

Fumbles/Ball Lost	65/695		73/875
-------------------	--------	--	--------

Touchdowns	22/14		29/22
------------	-------	--	-------

Rushing	32		27
---------	----	--	----

Passing	19		8
---------	----	--	---

Returns	11		16
---------	----	--	----

Score by Periods	2		3
------------------	---	--	---

VIKINGS	1	2	3	4	OT	T
---------	---	---	---	---	----	---

OPPONENTS	37	105	57	83	0	282
-----------	----	-----	----	----	---	-----

Scoring	61	55	37	89	0	242
---------	----	----	----	----	---	-----

Cox	0	0	0	0	0	88
-----	---	---	---	---	---	----

Brown	11	3	0	0/0	0	84
-------	----	---	---	-----	---	----

Washington	0	6	0	0/0	0	36
------------	---	---	---	-----	---	----

Lindsey	4	0	0	0/0	0	24
---------	---	---	---	-----	---	----

Kapp	3	0	0	0/0	0	18
------	---	---	---	-----	---	----

Jones	1	0	0	0/0	0	6
-------	---	---	---	-----	---	---

Hall	0	1	0	0/0	0	6
------	---	---	---	-----	---	---

Martin	0	1	0	0/0	0	6
--------	---	---	---	-----	---	---

Bryant	0	0	1	0/0	0	6
--------	---	---	---	-----	---	---

West	0	0	1	0/0	0	6
------	---	---	---	-----	---	---

Marshall	0	0	0	0/0	1	2
----------	---	---	---	-----	---	---

VIKINGS	19	11	2	31/32	1	282
---------	----	----	---	-------	---	-----

OPPONENTS	8	16	3	26/27	0	242
-----------	---	----	---	-------	---	-----

Field Goals	1-19	20-29	30-39	40-49	50+	
-------------	------	-------	-------	-------	-----	--

Cox	3/3	8/8	5/9	3/7	0/2	
-----	-----	-----	-----	-----	-----	--

OPPONENTS	4/4	4/8	6/8	4/6	0/1	
-----------	-----	-----	-----	-----	-----	--

Cox:	(43G, 35G)(49N, 29)(33N, 45G)(29G)(32B, 22G)(31B, 45B)(38G)					
------	---	--	--	--	--	--

(42N, 20G, 29G)(34N, 30G, 27G)(43G, 37G, 31G)(19G)(29G, 57N, 21G,						
---	--	--	--	--	--	--

13G)(51N, 48N, 17G)						
---------------------	--	--	--	--	--	--

Opponents:	(48N, 32N)(43G, 31G, 22N)(33G)(32G, 42G)(12G, 21G,					
------------	--	--	--	--	--	--

53N)(12G, 42G, 21G, 47G)(32G, 24B)(33G, 28G, 39N)(29N, 22N, 33G,						
--	--	--	--	--	--	--

47N)(10G, 10G)(25G)						
---------------------	--	--	--	--	--	--

USUAL STARTERS (I) GAMES STARTED

OFFENSE

WR Gene Washington (14)	
LT Grady Alderman (14)	
LG Jim Vellone (14)	
C Mick Tingelhoff (14)	
RG Larry Bowie (8)	
RT Doug Davis (7)	
TE Billy Martin (7)	
Bob Breitenstein (7)	
WR Tom Hall (13)	
QB Joe Kapp (14)	
RB Clinton Jones (12)	
RB Bill Brown (14)	

DEFENSE

DE Carl Eller (14)	
DT Gary Larsen (14)	
DT Alan Page (14)	
DE Jim Marshall (14)	
LB Roy Winston (12)	
LB Lonnie Warwick (14)	
LB John Kirby (7)	
Wally Hilgenberg (7)	
CB Earsell Mackbee (14)	
CB Ed Sharockman (14)	
SS Karl Kassulke (14)	
FS Paul Krause (14)	

Rushing

	Att.	Yds.	Avg.	Lg	TD
Brown	222	805	3.6	32	11
Jones	128	536	4.1	43	1
Kapp	50	269	5.3	27	3
Lindsey	53	152	2.8	9	4
Osborn	42	140	3.3	23	0
Denny	2	9	4.5	9	0
Reed	2	6	3.0	5	0
Cuzzo	1	4	4.0	4	0
VIKINGS	500	1,921	3.8	43	19
OPPONENTS	431	1,903	4.4	49	8

Receiving

	No.	Yds.	Avg.	Long	TD
Washington	46	756	16.3	61	6
Brown	31	329	10.6	57	3
Beasley	23	289	12.5	20	0
Hall	19	268	14.0	37	1
Lindsey	15	150	10.0	22	0
Martin	10	101	10.1	15	1
Henderson	4	42	10.5	12	0
Jones	4	26	6.5	14	0
Powell	1	31	31.0	31	0
Goodridge	1	5	5.0	5	0
VIKINGS	154	1,997	13.0	61	11
OPPONENTS	185	2,167	11.7	52	16

Punt Returns

	No.	FC	Yds	Avg	Long	TD
West	20	8	201	10.0	98t	1
Bryant	10	9	49	4.9	15	0
VIKINGS	30	17	250	8.3	98t	1
OPPONENTS	19	15	197	6.7	21	0

Kickoff Returns

	No.	Yds	Avg	Long	TD
West	22	576	26.1	82	0
Bryant	18	383	21.2	35	0
Jones	4	60	15.0	22	0
Denny	3	19	6.3	10	0
Sharockman	1	14	14.0	14	0
Lindsey	1	7	7.0	7	0
Alderman	1	0	0.0	0	0
Martin	1	0	0.0	0	0
VIKINGS	52	1,059	20.3	82	0
OPPONENTS	56	1,291	23.0	46	0

Punting

	No.	Yds	Avg	Net	BK	LG	BK
Hill	33	1,354	41.0	37.2	1	6	53
Martin	28	1,064	37.3	34.0	1	7	49
VIKINGS	61	2,400	39.3	35.5	2	13	53
OPPONENTS	64	2,448	38.2	33.1	4	14	64

Defensive Leaders:

Tackles- Page (96), Larsen (94), Warwick (86), Krause (66), Winston (60),

Eller (60).

Sacks- Page (11), Larsen (10), Marshall (10), Eller (8), Hancock (1),

Hilgenberg (1), Kassulke (1), Winston (1).

Interceptions- Krause (7), Sharockman (4), Bryant (2), Mackbee (2),

Kassulke (1).

Passing	Att.	Cmp.	Yards	Pct	Yd./Att.	TD	TD%	Int.	Int%	Lg	Sack/Lost	Rating
Kapp	248	129	1,695	52.1	6.83	10	4.0	17	6.9	61	31/278	58.8
Cuzzo	33	24	299	72.7	9.06	1	3.3	0	0.0	31	4/32	110.5
Brown	1	1	3	100.0	3.00	0	0.0	0	0.0	3	0/0	79.2
VIKINGS	282	154	1,997	54.6	7.08	11	3.9	17	6.0	61	35/310	65.0
OPPONENTS	315	185	2,167	58.7	6.88	16	5.1	16	5.1	52	44/307	75.5

1969

Coach: Bud Grant

Record: 12-2

9/21	L	23-24	@ NY Giants	52,900
9/28	W	52-14	Baltimore Colts	47,900
10/5	W	19-7	Green Bay (U of M)	60,740
10/12	W	31-0	@ Chicago	45,577
10/19	W	27-10	@ St. Louis Cards	49,340
10/26	W	24-10	Detroit	47,900
11/2	W	31-14	Chicago	47,900
11/9	W	51-3	Cleveland	47,900
11/16	W	9-7	@ Green Bay (Mil.)	48,321
11/23	W	52-14	Pittsburgh	47,202
11/27	W	27-0	@ Detroit	57,906
12/7	W	20-13	@ LA Rams	80,430
12/14	W	10-7	San Francisco	43,028
12/21	L	3-10	@ Atlanta	52,872

	Minn.	Opp.
Total First Downs	238	158
Rushing	102	55
Passing	116	88
Penalty	20	15
3rd Down: Made/Att.	74/193	45/194
3rd Down: Pct	38.3	23.1
4th Down: Made/Att.	5/10	4/13
4th Down: Pct.	50.0	30.7
Possession Avg.	31:48	28:42
Total Net Yards	4,096	2,720
Avg. Per Game	292.6	194.3
Total Plays	869	797
Avg. Per Play	4.7	3.4
Net Yards Rushing	1,850	1,089
Avg. Per Game	132.1	77.8
Total Rushes	489	338
Net Yards Passing	2,246	1,631
Avg. Per Game	160.4	116.5
Sacked/Yards Lost	34/252	49/404
Gross Yards Passing	2,498	2,035
Att./Completions	346/176	410/213
Completion Percentage	50.9	51.9
Had Intercepted	18	30

Punts/Average	67/40.0	99/36.7
Net Punting Avg.	67/35.0	99/33.4
Penalties/Yards	67/744	68/790
Fumbles/Ball Lost	17/12	24/12
Touchdowns	43	16
Rushing	15	4
Passing	24	8
Returns	4	4

Score by Periods	1	2	3	4	OT	T
VIKINGS	84	119	72	104	0	379
OPPONENTS	6	51	27	49	0	133

Scoring	Ru	Re	Rt	1 pt.	2 pt.	FG	S	T
Cox	0	0	0	43/43	-	26/37	0	121
Washington	0	9	0	0/0	-	0/0	0	54
Osborn	7	1	0	0/0	-	0/0	0	48
Henderson	0	5	0	0/0	-	0/0	0	30
Beasley	0	4	1	0/0	-	0/0	0	30
Brown	3	0	0	0/0	-	0/0	0	18
Jones	3	0	0	0/0	-	0/0	0	18
Reed	1	2	0	0/0	-	0/0	0	18
Lindsey	1	1	0	0/0	-	0/0	0	12
Grim	0	1	0	0/0	-	0/0	0	6
Kramer	0	1	0	0/0	-	0/0	0	6
Krause	0	0	1	0/0	-	0/0	0	6
Page	0	0	1	0/0	-	0/0	0	6
Reilly	0	0	1	0/0	-	0/0	0	6
VIKINGS	15	24	4	43/43	-	26/37	0	379
OPPONENTS	4	8	4	16/16	-	7/18	0	133

Field Goals	1-19	20-29	30-39	40-49	50+
Cox	7/7	7/7	8/11	4/10	0/2
OPPONENTS	0/1	5/9	1/2	0/4	1/2

Cox: (116, 17G, 10G)(40G)(33G, 27G, 46N, 41G, 32G)(43N, 38N, 47B, 24G)
 (51B, 21G, 15G)(33G)(48G, 37N)(32G, 28G, 32G)(10G, 12G, 20G)(22G)
 (50N, 48N, 41G, 36B, 38G)(39G, 29G)(37G, 32N)(19G, 44N)
 Opponents: (25G, 34N)(40N)(42N)(40N)(26G)(50G)(18N)(28G)(42B, 22N)
 (22N)(27B)(50N, 37G, 27G)(28B)(28G)

USUAL STARTERS () GAMES STARTED

OFFENSE

WR Gene Washington (14)
LT Grady Alderman (14)
LG Jim Vellone (13)
C Mick Tingelhoff (14)
RG Milt Sunde (14)
RT Doug Davis (8)
TE John Beasley (12)
WR John Henderson (14)
QB Joe Kapp (13)
RB Dave Osborn (14)
RB Bill Brown (12)

DEFENSE

DE Carl Eller (14)
DT Gary Larsen (14)
DT Alan Page (14)
DE Jim Marshall (14)
LB Roy Winston (14)
LB Lonnie Warwick (14)
LB Wally Hilgenberg (14)
CB Earnest Mackbee (14)
CB Bobby Bryant (10)
SS Karl Kussulke (13)
FS Paul Krause (14)

Rushing	Att.	Yds.	Avg.	Lg	TD
Osborn	186	843	3.5	58	7
Brown	126	430	3.4	30	3
Reed	83	393	4.7	23	1
Jones	54	241	4.5	80	3
Kapp	22	104	4.7	18	0
Lindsey	6	21	3.5	10	1
Harris	6	13	2.2	5	0
Lee	3	9	3.0	7	0
Cuozzo	3	4	1.3	2	0
VIKINGS	489	1,850	3.8	80	15
OPPONENTS	338	1,089	3.2	24	4

Receiving	No.	Yds.	Avg.	Long	TD
Washington	39	821	21.1	83	9
Henderson	34	553	26.3	47	5
Beasley	33	361	10.9	32	4
Osborn	22	236	10.7	31	1
Brown	21	183	8.7	27	0
Grim	10	155	15.5	44	1
Reed	7	59	8.4	16	2
Jones	3	23	7.7	9	0
Lindsey	2	45	22.5	30	1
Kramer	2	37	18.5	24	1
Hall	1	12	12.0	12	0
VIKINGS	176	2,498	14.2	83	24
OPPONENTS	213	2,025	9.5	54	8

Punt Returns	No.	FC	Yds	Avg	Long	TD
West	39	19	245	6.3	55	0
Grim	4	2	12	3.0	8	0
Bryant	2	5	9	4.5	9	0
VIKINGS	45	26	266	5.9	55	0
OPPONENTS	34	17	237	6.9	30	0

Kickoff Returns	No.	Yds	Avg	Long	TD
Jones	17	444	26.1	71	0
West	9	240	26.7	78	0
Lindsey	2	26	13.0	16	0
Reed	1	38	38.0	38	0
Harris	1	23	23.0	23	0
Smith	1	3	3.0	3	0
Alderman	1	0	0.0	0	0
Sunde	1	0	0.0	0	0
VIKINGS	33	774	23.5	78	0
OPPONENTS	69	1,447	20.9	101	1

Punting	No.	Yds	Avg	Net	TB	I20	LG	BK
Lee	67	2,680	40.0	35.0	5	12	56	0
OPPONENTS	99	3,636	36.7	33.4	3	15	61	2

Defensive Leaders:
Tackles- Warwick (76), Hilgenberg (64), Winston (60), Eller (52), Larsen (51).
Sacks- Eller (15), Marshall (14), Page (9), Larsen (8), Dickinson (1), Kussulke (1), Warwick (1).
Interceptions- Bryant (8), Mackbee (6), Krause (5.1), Warwick (4), Winston (3), Kussulke (2), Marshall (1), Sherockman (1), Page (0.1).

Passing	Att.	Cmp.	Yards	Pct	Yd./Att.	TD	TD%	Int.	Int%	Lg	Sack/Lost	Rating
Kapp	237	120	1,726	50.6	7.28	19	8.0	13	5.5	83	28/198	58.6
Cuozzo	98	49	693	50.0	7.07	4	4.1	5	5.1	50	6/54	65.6
Lee	11	7	79	63.6	7.18	1	9.1	0	0.0	30	0/0	115.3
VIKINGS	346	176	2,498	50.9	7.20	24	6.9	18	5.2	83	34/252	76.0
OPPONENTS	410	213	2,035	51.9	4.96	8	2.0	30	7.3	54	49/404	42.1

9/20	W	27-10	Kansas City	47,900
9/27	W	26-0	New Orleans	47,900
10/4	L	10-13	@ Green Bay (Mil.)	47,967
10/11	W	24-0	@ Chicago	45,485
10/18	W	54-13	Dallas	47,900
10/26	W	13-3	LA Rams	47,900
11/1	W	30-17	@ Detroit	58,210
11/8	W	19-10	@ Washington	50,415
11/15	W	24-20	Detroit	47,900
11/22	W	10-3	Green Bay	47,900
11/29	L	10-20	@ NY Jets	62,333
12/5	W	15-13	Chicago	47,900
12/13	W	35-14	@ Boston Patriots	37,819
12/20	W	37-7	@ Atlanta	57,992

	Min.	Opp.
Total First Downs	225	168
Rushing	98	68
Passing	111	89
Penalty	16	11
3rd Down: Made/Att.	75/197	46/189
3rd Down: Pct	38.0	24.3
4th Down: Made/Att.	6/9	7/17
4th Down: Pct.	66.7	41.4

Possession Avg.	30:33	29:27
Total Net Yards	3,825	2,807
Avg. Per Game	273.2	200.5
Total Plays	880	814
Avg. Per Play	4.4	3.5

Net Yards Rushing	1,634	1,365
Avg. Per Game	116.7	97.5
Total Rushes	507	399

Net Yards Passing	2,191	1,442
Avg. Per Game	156.5	103.0
Sacked/Yards Lost	29/187	49/356
Gross Yards Passing	2,378	1,798
Att./Completions	344/173	366/195
Completion Percentage	50.2	53.2
Had Intercepted	15	28

Punts/Average	61/38.0	84/37.4
Net Punting Avg.	61/31.8	84/33.9
Penalties/Yards	60/631	58/586

Fumbles/Ball Lost	25/16	27/16
Touchdowns	35	14
Rushing	16	4
Passing	12	6
Returns	7	4

Score by Periods	1	2	3	4	OT	T
VIKINGS	71	121	68	75	0	335
OPPONENTS	44	39	36	24	0	143

Scoring	Ru	Re	Rt	1 pt.	2 pt.	FG	S	T
Cox	0	0	0	35/35	-	30/46	0	125
Jones	9	0	0	0/0	-	0/0	0	54
Osborn	5	1	0	0/0	-	0/0	0	36
Washington	0	4	0	0/0	-	0/0	0	24
Sharockman	0	0	3	0/0	-	0/0	0	18
Beasley	0	2	0	0/0	-	0/0	0	12
Brown	0	2	0	0/0	-	0/0	0	12
Henderson	0	2	0	0/0	-	0/0	0	12
Lee	1	0	0	0/0	-	0/0	0	6
Lindsey	0	1	0	0/0	-	0/0	0	6
Reed	1	0	0	0/0	-	0/0	0	6
McGill	0	0	1	0/0	-	0/0	0	6
Winston	0	0	1	0/0	-	0/0	0	6
Page	0	0	1	0/0	-	0/0	0	6
VIKINGS	16	12	7	35/35	-	30/46	0	335
OPPONENTS	4	6	4	14/14	-	15/27	0	143

Field Goals	1-19	20-29	30-39	40-49	50+
Cox	8/8	11/14	4/4	7/16	0/4
OPPONENTS	4/5	7/8	3/10	1/1	0/3

Cox: (20G, 40N)(22G, 42N, 22G, 47N)(49N, 24G)(22G, 29N, 43N)(42G, 31G, 28G, 34G)(13G, 25G)(27G, 45N, 10G, 36G, 45N)(44G, 17G, 24G, 42G)(19G, 51N, 48N)(24G, 29N)(43G, 51N, 28N, 53B)(21G, 23G, 42N, 10G)(40N)(50N, 40G, 15G, 37G)
Opponents: (28G, 51B)(37N, 52N, 30N)(28G, 33G)(37N)(19G, 43G)(23G)(11G)(33N, 15G)(28G, 54N, 17G, 38N)(25N, 31N, 26G, 12N)(35G, 20G)(33G, 24G)(35B)

USUAL STARTERS (I) GAMES STARTED

OFFENSE	DEFENSE
WR Gene Washington (14)	DE Carl Eller (14)
LT Grady Alderman (11)	DT Gary Larsen (14)
LG Jim Vellone (8)	DT Alan Page (14)
C Mick Tingelhoff (14)	DE Jim Marshall (14)
RG Mill Sunde (14)	LB Roy Winston (14)
RT Ron Yary (14)	LB Lonnie Warwick (14)
TE John Beasley (14)	LB Wally Hilgenberg (14)
WR Bob Grim (9)	CB Bobby Bryant (10)
QB Gary Cuozzo (12)	CB Ed Sharockman (14)
RB Dave Osborn (10)	SS Karl Kasulke (14)
RB Bill Brown (8)	FS Paul Krause (14)

Rushing	Att.	Yds.	Avg.	Lg	TD
Osborn	207	681	3.2	16	5
Jones	120	369	3.1	23	9
Brown	101	324	3.2	16	0
Reed	42	132	3.1	21	1
Cuozzo	17	61	3.5	15	0
Lindsey	11	47	4.2	9	0
Lee	10	20	2.0	20	0
VIKINGS	507	1,634	3.2	23	16
OPPONENTS	399	1,365	3.4	25	4
Receiving	No.	Yds.	Avg.	Long	TD
Washington	44	702	15.9	49	4
Henderson	32	527	16.4	52	2
Grim	23	287	12.4	35	0
Osborn	23	202	8.7	28	1
Beasley	17	237	13.9	40	2
Brown	15	149	9.9	17	2
Jones	9	117	13.0	72	0
Reed	6	53	8.8	19	0
Lindsey	4	94	23.5	49	1
Kramer	1	20	20.0	20	0
VIKINGS	173	2,378	13.7	72	12
OPPONENTS	195	1,798	9.2	59	6

OPPONENTS	1997	1998	92	99	00	
Punt Returns	No.	FC	Yds	Avg	Long	TD
West	29	9	169	5.8	53	0
Grim	5	5	46	9.2	24	0
Dickson	1	0	1	1.0	1	0
Sharockman	0	1	0	0.0	0	0
VIKINGS	35	15	216	6.1	53	0
OPPONENTS	98	99	00	01	02	03
West	38	4	322	8.4	75	1

OPPONENTS		38	4	322	8.4	70	1
Kickoff Returns	No.	Yds	Avg	Long	TD		
Jones	19	452	23.7	41	0		
West	11	319	29.0	66	0		
Reed	5	71	14.2	19	0		
VIKINGS	35	842	24.0	66	0		
OPPONENTS	68	1,493	21.9	101	3		

Defensive Leaders:
Tackles: Warwick (71), Page (59), Kasulke (54), Hilgenberg (54), Winston (51).

Sacks: Eller (13), Page (10.5), Marshall (6.5), Larsen (6), Dickson (4).
Interceptions: Sharockman (7,1), Krause (6), Bryant (3,1), Kasulke (3), Warwick (3), Hilgenberg (2), Page (1), West (1), Winston (1).

Passing	Att.	Cmp.	Yards	Pct	Yd./Att.	TD	TD%	Int.	Int%	Lg	Sack/Lost	Rating
Cuozzo	257	128	1,720	49.8	6.69	7	2.7	10	3.9	72	23/151	64.3
Lee	79	40	610	50.6	7.72	5	6.3	5	6.3	52	6/36	71.2
Cappelman	7	4	49	57.1	7.00	0	0.0	0	0.0	26	0/0	78.9
Cox	1	1	-1	100.0	-1.00	0	0.0	0	0.0	-1	0/0	79.2
VIKINGS	344	173	2,378	50.2	6.91	12	3.5	15	4.4	72	29/187	66.3
OPPONENTS	366	195	1,798	53.2	4.91	6	1.6	28	7.7	59	49/356	40.5

1971

Coach: Bud Grant

Record: 11-3

9/20	W	16-13	@ Detroit	54,418
9/26	L	17-20	Chicago	47,900
10/3	W	19-0	Buffalo	47,900
10/10	W	13-0	@ Philadelphia	65,258
10/17	W	24-13	@ Green Bay	56,263
10/25	W	10-3	Baltimore Colts	49,784
10/31	W	17-10	@ NY Giants	62,829
11/7	L	9-13	San Francisco	49,784
11/14	W	3-0	Green Bay	49,784
11/21	W	23-10	@ New Orleans	33,130
11/28	W	24-7	Atlanta	49,784
12/5	L	14-30	@ San Diego	54,505
12/11	W	29-10	Detroit	49,784
12/19	W	27-10	Chicago	55,049

USUAL STARTERS () GAMES STARTED

OFFENSE

WR Gene Washington (8)
LT Grady Alderman (11)
LG Ed White (14)
C Mick Tingelhoff (14)
RG Milt Sunde (14)
RT Ron Yary (14)
TE Stu Voigt (9)
WR Bob Grim (14)
QB Gary Cuozzo (8)
RB Clinton Jones (10)
RB Dave Osborn (10)

DEFENSE

DE Carl Eller (14)
DT Gary Larsen (14)
DT Alan Page (14)
DE Jim Marshall (14)
LB Roy Winston (14)
LB Carl Gersbach (14)
LB Wally Hilgenberg (14)
CB Charlie West (14)
CB Ed Sharockman (14)
SS Karl Kasulke (14)
FS Paul Krause (14)

Total First Downs	198	194
Rushing	89	85
Passing	95	91
Penalty	14	18
3rd Down: Made/Att.	56/190	63/189
3rd Down: Pct.	29.4	31.6
4th Down: Made/Att.	6/10	5/16
4th Down: Pct.	60.0	31.2

Possession Avg.	29:18	30:42
Total Net Yards	3,350	3,406
Avg. Per Game	239.3	243.3
Total Plays	846	880
Avg. Per Play	4.0	3.9

Net Yards Rushing	1,695	1,600
Avg. Per Game	121.1	114.3
Total Rushes	484	448

Net Yards Passing	1,655	1,806
Avg. Per Game	118.2	129.0
Sacked/Yards Lost	28/235	27/216
Gross Yards Passing	1,910	2,022
Att./Completions	334/157	405/206
Completion Percentage	47.0	50.8
Had Intercepted	18	27

Punts/Average	89/39.6	78/39.9
---------------	---------	---------

Net Punting Avg.	89/34.9	78/35.8
------------------	---------	---------

Penalties/Yards	70/661	67/615
-----------------	--------	--------

Fumbles/Ball Lost	25/12	33/17
-------------------	-------	-------

Touchdowns	25	14
------------	----	----

Rushing	14	2
---------	----	---

Passing	9	10
---------	---	----

Returns	2	2
---------	---	---

Score by Periods	1	2	3	4	OT	T
------------------	---	---	---	---	----	---

VIKINGS	54	63	60	68	0	245
---------	----	----	----	----	---	-----

OPPONENTS	26	33	26	54	0	139
-----------	----	----	----	----	---	-----

Scoring	Re	Re	Re	1 pt.	2 pt.	FG	S	T
---------	----	----	----	-------	-------	----	---	---

Cox	0	0	0	25/25	0	22/32	0	91
-----	---	---	---	-------	---	-------	---	----

Grim	0	7	0	0/0	0	0/0	0	42
------	---	---	---	-----	---	-----	---	----

Osborn	5	1	0	0/0	0	0/0	0	36
--------	---	---	---	-----	---	-----	---	----

Jones	4	0	0	0/0	0	0/0	0	24
-------	---	---	---	-----	---	-----	---	----

Brown	2	0	0	0/0	0	0/0	0	12
-------	---	---	---	-----	---	-----	---	----

Lee	1	0	0	0/0	0	0/0	0	6
-----	---	---	---	-----	---	-----	---	---

Reed	1	0	0	0/0	0	0/0	0	6
------	---	---	---	-----	---	-----	---	---

Snead	1	0	0	0/0	0	0/0	0	6
-------	---	---	---	-----	---	-----	---	---

Voigt	0	1	0	0/0	0	0/0	0	6
-------	---	---	---	-----	---	-----	---	---

Lindsey	0	0	1	0/0	0	0/0	0	6
---------	---	---	---	-----	---	-----	---	---

Winston	0	0	0	0/0	0	0/0	0	6
---------	---	---	---	-----	---	-----	---	---

Page	0	0	0	0/0	0	0/0	2	4
------	---	---	---	-----	---	-----	---	---

VIKINGS	14	9	2	25/25	0	22/32	2	245
---------	----	---	---	-------	---	-------	---	-----

OPPONENTS	2	10	2	13/14	0	14/32	0	139
-----------	---	----	---	-------	---	-------	---	-----

Field Goals	1-19	20-29	30-39	40-49	50+
-------------	------	-------	-------	-------	-----

Cox	9/9	4/8	6/7	3/8	0/0
-----	-----	-----	-----	-----	-----

OPPONENTS	3/4	3/5	3/10	5/8	0/0
-----------	-----	-----	------	-----	-----

Cox: (13G,42G,9G)(14G)(44B,40G)(14G,47N,17G,45N)(26N,22G)(32G)
--

(37G)(18G,16G,27G)(43N,25G)(44G,17G,24G,42G)(19G,51N,48N)

(24G,29N)(43G,51N,28N,53B)(33G,47G,37N,32G)(19G)(29N,47N)

(10G,32G,22B)(25G,27N,39G)

Opponents: (20G,39N,53N,36G,53N,36N,33N)(45G,45G)(51N)(35N,

15N,20N)(45N,40G)(37G,48B)(44G,12G,31B)(23B)(19G,53N)(38B)
--

(12G,33B,48N,43G,22G)(35G,53N)(22G)

Rushing	Att.	Yds.	Avg.	Lg	TD
---------	------	------	------	----	----

Jones	180	675	3.7	73	4
-------	-----	-----	-----	----	---

Osborn	123	349	2.8	15	5
--------	-----	-----	-----	----	---

Lindsey	46	182	3.9	19	0
---------	----	-----	-----	----	---

Reed	50	182	3.6	15	1
------	----	-----	-----	----	---

Brown	46	136	2.9	23	2
-------	----	-----	-----	----	---

Grim	6	127	21.2	54	0
------	---	-----	------	----	---

Cuozzo	15	25	1.6	9	0
--------	----	----	-----	---	---

Lee	11	14	1.2	4	1
-----	----	----	-----	---	---

Snead	6	6	1.0	3	1
-------	---	---	-----	---	---

Denson	1	0	0.0	0	0
--------	---	---	-----	---	---

VIKINGS	484	1,695	3.5	73	14
---------	-----	-------	-----	----	----

OPPONENTS	448	1,600	3.5	42	2
-----------	-----	-------	-----	----	---

Receiving	No.	Yds.	Avg.	Long	TD
-----------	-----	------	------	------	----

Grim	45	691	15.3	55	7
------	----	-----	------	----	---

Osborn	25	195	7.8	25	1
--------	----	-----	-----	----	---

Voigt	15	214	14.2	25	1
-------	----	-----	------	----	---

Reed	15	141	9.4	26	0
------	----	-----	-----	----	---

Washington	12	165	13.7	51	0
------------	----	-----	------	----	---

Denson	10	125	12.5	17	0
--------	----	-----	------	----	---

Jones	9	98	10.9	18	0
-------	---	----	------	----	---

Bob Brown	8	167	20.8	48	0
-----------	---	-----	------	----	---

Bill Brown	8	68	8.5	36	0
------------	---	----	-----	----	---

Lindsey	8	31	3.8	9	0
---------	---	----	-----	---	---

Henderson	2	18	9.0	12	0
-----------	---	----	-----	----	---

VIKINGS	157	1,910	12.1	55	9
---------	-----	-------	------	----	---

OPPONENTS	206	2,022	9.8	64	10
-----------	-----	-------	-----	----	----

Punt Returns	No.	FC	Yds	Avg.	Long	TD
--------------	-----	----	-----	------	------	----

West	18	11	84	5.2	16	0
------	----	----	----	-----	----	---

Grim	7	5	44	6.2	36	0
------	---	---	----	-----	----	---

Bryant	2	14	26	13.0	17	0
--------	---	----	----	------	----	---

VIKINGS	27	30	164	6.1	36	0
---------	----	----	-----	-----	----	---

OPPONENTS	47	17	336	7.1	33	0
-----------	----	----	-----	-----	----	---

Kickoff Returns	No.	Yds	Avg.	Long	TD
-----------------	-----	-----	------	------	----

West	24	556	23.0	36	0
------	----	-----	------	----	---

Jones	12	329	27.4	47	0
-------	----	-----	------	----	---

Grim	3	52	17.3	29	0
------	---	----	------	----	---

Bryant	1	23	23.0	23	0
--------	---	----	------	----	---

Voigt	1	0	0.0	0	0
-------	---	---	-----	---	---

VIKINGS	41	960	23.4	47	0
---------	----	-----	------	----	---

OPPONENTS	49	1,077	21.9	41	0
-----------	----	-------	------	----	---

Punting	No.	Yds	Avg.	Net	TB	I20	LG	BK
---------	-----	-----	------	-----	----	-----	----	----

Lee	89	3,525	39.6	34.9	4	19	58	0
-----	----	-------	------	------	---	----	----	---

OPPONENTS	78	3,118	40.0	35.8	8	12	60	1
-----------	----	-------	------	------	---	----	----	---

Defensive Leaders:

Tackles- Hilgenberg (110), Gersbach (106), West (83), Winston (66),

Page (65).

Sacks- Page (9), Marshall (8.5), Eller (4.5), Larsen (3.5), Gersbach (1).

Interceptions- West (7), Krause (6), Sharockman (6), Bryant (3),
--

Hilgenberg (2), Kasulke (2), Winston (1.1).

Passing	Att.	Cmp.	Yards	Pct	Yd./Att.	TD	TD%	Int.	Int%	Lg	Sack/Lost	Rating
Cuozzo	168	75	842	44.6	5.01	6	3.6	8	4.8	52t	13/97	52.2
Lee	90	45	598	50.0	6.64	2	2.2	4	4.4	51	8/71	60.3
Snead	75	37	470	49.3	6.27	1	1.3	6	8.0	55t	7/67	40.4
Grim	1	0	0	0.0	0.0	0	0.0	0	0.0	0	0/0	39.6
VIKINGS	334	157	1,910	47.0	5.72	9	2.7	18	5.4	55t	28/235	51.6
OPPONENTS	405	206	2,022	50.8	4.99	10	2.5	27	6.6	64	27/216	45.7

9/18	L	21-24	Washington	47,900
9/24	W	34-10	@ Detroit	54,418
10/1	L	14-16	Miami	47,900
10/8	L	17-19	St. Louis Cards	49,784
10/15	W	23-20	@ Denver	51,656
10/23	L	10-13	@ Chicago	55,701
10/29	W	27-13	@ Green Bay	56,263
11/5	W	37-6	New Orleans	49,784
11/12	W	16-14	Detroit	49,784
11/19	W	45-41	@ LA Rams	77,982
11/26	L	10-23	@ Pittsburgh	50,348
12/3	W	23-10	Chicago	49,784
12/10	L	7-23	Green Bay	49,784
12/16	L	17-20	@ San Francisco	61,214

USUAL STARTERS () GAMES STARTED

OFFENSE

WR Gene Washington (11)
LT Grady Alderman (14)
LG Ed White (14)
C Mick Tingelhoff (14)
RG Milt Sunde (14)
TE Ron Yary (14)
RT John Beasley (14)
WR John Gilliam (14)
QB Fran Tarkenton (14)
RB Ed Marinaro (6)
RB Oscar Reed (14)

DEFENSE

DE Carl Eller (14)
DT Gary Larsen (14)
DT Alan Page (14)
DE Jim Marshall (14)
LB Roy Winston (13)
LB Jeff Siemon (8)
LB Wally Hilgenberg (14)
CB Charlie West (13)
CB Bobby Bryant (14)
SS Karl Kassulke (6)
FS Paul Krause (14)

Total First Downs	235	200
Rushing	95	103
Passing	127	82
Penalty	13	15
3rd Down: Made/Att.	86/188	73/182
3rd Down: Pct	45.7	40.1
4th Down: Made/Att.	6/10	7/8
4th Down: Pct.	60.0	87.5

Possession Avg.	4.253	3.701
Total Net Yards	303.8	264.4
Avg. Per Game	878	808
Total Plays	4.8	4.5
Avg. Per Play	1.740	2.002

Net Yards Rushing	124.3	143.0
Avg. Per Game	472	454
Total Rushes	2.523	1.699
Avg. Per Rush	180.2	121.4

Net Yards Passing	26/203	21/92
Avg. Per Game	27.26	1.791
Sacked/Yards Lost	385/218	331/169
Gross Yards Passing	36.6	51.0
Att./Completions	13	26
Completion Percentage	62/42.7	62/41.5

Punts/Average	62/34.4	62/39.0
Net Punting Avg.	51/440	47/490
Penalties/Yards	32/19	27/14
Fumbles/Ball Lost	34	27
Touchdowns	11	13

Rushing	19	13
Passing	1	1
Returns	4	4

Score by Periods	1	2	3	4	OT	T
VIKINGS	46	71	89	95	0	301
OPPONENTS	37	45	59	111	0	252

Scoring	Ru	Re	Rt	1 pt.	2 pt.	FG	S	T
Cox	0	0	0	34/34	-	21/33	0	97
Brown	4	4	0	0/0	-	0/0	0	48
Gilliam	0	7	0	0/0	-	0/0	0	42
Osborn	2	1	0	0/0	-	0/0	0	18
Henderson	0	2	0	0/0	-	0/0	0	12
Jones	2	0	0	0/0	-	0/0	0	12
Reed	2	0	0	0/0	-	0/0	0	12
Krause	0	0	2	0/0	-	0/0	0	12
Washington	0	2	0	0/0	-	0/0	0	12
Voigt	1	1	0	0/0	-	0/0	0	12

Beasley	0	1	0	0/0	-	0/0	0	6
Marinaro	0	1	0	0/0	-	0/0	0	6
Bryant	0	0	1	0/0	-	0/0	0	6
Hilgenberg	0	0	1	0/0	-	0/0	0	6
VIKINGS	11	19	4	34/34	-	21/33	0	301
OPPONENTS	13	13	1	24/27	-	22/35	0	252

Field Goals	1-19	20-29	30-39	40-49	50+
Cox	5/5	5/7	7/11	4/9	0/1
OPPONENTS	5/5	4/5	9/12	3/10	1/3

Cox: (22N,44B)35G,33N,37G)(37G,26N)40G,96,30G,43N)(21G,32N)
(22G,32G)(29G,32G,45G)(41G,18G,42N,23G)(37G)(24G,50N)(30N,19G
14G,14G)(40N)33N,43G,43N)
Opponents: (51N,30G)(36G,45N)(52B,38G,42G,51G)(27G,43N,13G)
(37N,30N)(21G,20G)(41G,43N,34G)(27N,14G,36G)(33B)(33G,49N,34G)
(17G,43N)(45N,27G)(45N,36G,42G,10G)(14G,37G)

Rushing	Att.	Yds.	Avg.	Lg	TD
Reed	151	639	4.2	43	2
Brown	82	263	3.2	19	4
Osborn	82	261	3.1	14	2
Marinaro	66	223	3.3	19	0
Tarkenton	27	180	6.6	21	0
Jones	52	164	3.1	19	2
Gilliam	8	14	1.7	14	0
Lindsey	3	28	9.3	13	0
Voigt	1	1	1.0	1	0
Krause	1	0	0.0	0	0
Eischeid	1	-13	-13.0	-13	0

VIKINGS	472	1,740	3.5	43	11
OPPONENTS	454	2,002	4.5	61	13

Receiving	No.	Yds.	Avg.	Long	TD
Gilliam	47	1,035	22.0	66	7
Reed	30	205	6.8	37	0
Beasley	29	232	8.2	18	1
Marinaro	28	228	8.1	18	1
Brown	22	298	13.5	76	4
Osborn	20	166	8.3	18	1
Washington	18	259	14.3	39	2
Henderson	10	190	19.0	70	2
Voigt	6	50	8.3	14	1
Jones	6	42	7.0	10	0
Lindsey	3	28	9.3	13	0
White	0	3	0.0	3	0

VIKINGS	218	2,726	12.5	76	19
OPPONENTS	169	1,791	10.5	55	13

Punt Returns	No.	FC	Yds	Avg	Long	TD
West	16	5	110	6.8	23	0
Bryant	10	15	49	4.9	10	0
VIKINGS	26	20	159	6.1	23	0
OPPONENTS	35	4	317	9.0	29	0

Kickoff Returns	No.	Yds	Avg	Long	TD
Gilliam	14	369	26.3	47	0
Jones	12	327	27.2	48	0
West	9	196	21.7	31	0
Brown	3	37	12.3	27	0
Bryant	2	41	20.5	22	0
Lindsey	1	17	17.0	17	0
Voigt	1	2	2.0	2	0
VIKINGS	42	926	22.0	48	0
OPPONENTS	62	1,371	22.1	57	0

Punting	No.	Yds	Avg	Net	TB	I20	LG	BK
Eischeid	62	2,651	42.7	34.4	10	12	61	1
OPPONENTS	62	2,575	41.5	39.0	0	12	60	0

Defensive Leaders:
Tackles- Page (132), Hilgenberg (107), Winston (104), Larsen (101), Siemon (96).

Sacks- Eller (7), Page (6), Larsen (2), Lurtsema (2), Hilgenberg (1), Marshall (1), Winston (1), Wright (1).
Interceptions- Krause (6,1), Bryant (4), West (3), Winston (3), Wright (3), Siemon (2), Kassulke (2), Hilgenberg (1,1), Warwick (1), Wright (1).

Passing	Att.	Cmp.	Yards	Pct	Yd./Att.	TD	TD%	Int.	Int%	Lg	Sack/Lost	Rating
Tarkenton	378	215	2,651	56.9	7.01	18	4.8	13	3.4	76	26/203	80.2
Lee	6	3	75	50.0	12.50	1	16.6	0	0.0	63	0/0	135.4
Krause	1	0	0	0.0	0.0	0	0.0	0	0.0	0	0/0	39.6
VIKINGS	385	218	2,726	56.6	7.08	19	4.9	13	3.3	76	26/203	81.2
OPPONENTS	331	169	1,791	51.0	5.41	13	3.9	26	7.8	55	21/92	47.5

1973

Coach: Bud Grant

Record: 12-2

9/16	W	24-16	Oakland	46,619
9/23	W	22-13	@ Chicago	55,701
9/30	W	11-3	Green Bay	48,503
10/7	W	23-9	@ Detroit	54,418
10/14	W	17-13	@ San Francisco	59,359
10/21	W	28-21	Philadelphia	48,503
10/28	W	10-9	LA Rams	48,503
11/4	W	26-3	Cleveland	48,503
11/11	W	28-7	Detroit	48,503
11/19	L	14-20	@ Atlanta	50,850
11/25	W	31-13	Chicago	48,503
12/2	L	0-27	@ Cincinnati	59,580
12/8	W	31-7	@ Green Bay	56,267
12/16	W	31-7	@ NY Giants	70,041

		Min.	Opp.
Total First Downs		246	219
Rushing		137	106
Passing		99	99
Penalty		10	15
3rd Down: Made/Att.		79/199	60/191
3rd Down: Pct		39.6	31.4
4th Down: Made/Att.		2/4	2/9
4th Down: Pct.		50.0	22.2
Possession Avg.		30:43	29:17
Total Net Yards		4,239	3,863
Avg. Per Game		302.8	275.9
Total Plays		868	884
Avg. Per Play		4.9	4.4
Net Yards Rushing		2,210	1,969
Avg. Per Game		157.8	140.6
Total Rushes		534	447
Net Yards Passing		1,954	1,894
Avg. Per Game		139.6	135.3
Sacked/Yards Lost		32/278	30/230
Gross Yards Passing		2,234	2,124
Att./Completions		298/179	376/198
Completion Percentage		60.1	52.6
Had Intercepted		9	21
Punts/Average		66/39.8	57/41.0
Net Punting Avg.		66/34.4	57/36.8
Penalties/Yards		55/482	58/588
Fumbles/Ball Lost		29/17	35/15
Touchdowns		33	15
Rushing		14	5
Passing		16	8
Returns		3	2
Score by Periods		1 2 3 4 OT T	
VIKINGS		75 96 55 70 0	296
OPPONENTS		26 62 39 41 0	168
Scoring		Ru Re Rt 1 pt. 2 pt. FG S T	
Cox		0 0 0 33/33 -	21/35 0 96
Gilliam		1 8 0 0/0 -	0/0 0 54
Foreman		4 2 0 0/0 -	0/0 0 36
B. Brown		3 1 0 0/0 -	0/0 0 24
Marinano		2 2 0 0/0 -	0/0 0 24
Reed		3 0 0 0/0 -	0/0 0 18
Voigt		0 2 0 0/0 -	0/0 0 12
T. Brown		0 0 1 0/0 -	0/0 0 6
Bryant		0 0 1 0/0 -	0/0 0 6
Hilgenberg		0 0 1 0/0 -	0/0 0 6
Tarkenton		1 0 0 0/0 -	0/0 0 6
Beasley		0 1 0 0/0 -	0/0 0 6
Winston		0 0 0 0/0 -	0/0 1 2
VIKINGS		14 16 3 33/33 -	21/35 1 296
OPPONENTS		5 8 2 15/15 -	21/38 0 168
Field Goals		1-19 20-29 30-39 40-49 50+	
Cox		6/6 8/10 4/7 3/10 0/2	
OPPONENTS		4/4 6/8 6/12 5/13 0/1	
Cox (22G)(41G,48N,25G,14G,11G,35G)(22G,13G,14G)(38G,37G,27G)			
(52N,22G)(31B,53N)(15G,25N,47B,45N,27N,16G,23G,33G,37N,41G)			
(30N)(49N)(41G,45N)(49N)(24G,45N)(22G)			
Opponents: (16G,26G,9G)(36N,31G,47N,12G)(34N,42G,37N)(37G,15G,33G)(28G,27N,41G)(44B)(32B,43N,30G,35G,47G)(27G)(148N,21B,25G,49G)(43G,42N,24G,42B)(23G,38G)(55N,42N)(42N,36N,30B)			

USUAL STARTERS () GAMES STARTED

OFFENSE

WR Carroll Dale (12)
LT Grady Alderman (14)
LG Ed White (14)
C Mick Tingelhoff (14)
RG Milt Sunde (8)
RT Ron Yary (14)
TE Stu Voigt (13)
WR John Gilliam (14)
QB Fran Tarkenton (14)
RB Chuck Foreman (11)
RB Oscar Reed (8)

DEFENSE

DE Carl Eller (14)
DT Gary Larsen (14)
DT Alan Page (14)
DE Jim Marshall (14)
LB Roy Winston (13)
LB Jeff Siemon (14)
LB Wally Hilgenberg (12)
CB Nate Wright (14)
CB Bobby Bryant (14)
SS Jeff Wright (14)
FS Paul Krause (14)

Rushing	Att.	Yds.	Avg.	Lg	TD			
Foreman	182	801	4.4	50	4			
Reed	100	401	4.0	30	3			
Mannaro	95	302	3.2	27	2			
Osborn	48	216	4.5	14	0			
Brown	47	206	4.4	21	3			
Tarkenton	41	202	4.9	16	1			
McClanahan	17	169	4.0	10	0			
Gilliam	5	71	14.2	44	1			
Berry	2	5	2.5	5	0			
Voigt	1	2	2.0	2	0			
VIKINGS	534	2,210	4.1	50	14			
OPPONENTS	447	1,969	4.4	40	5			
Receiving	No.	Yds.	Avg.	Long	TD			
Gilliam	42	907	21.6	54	8			
Foreman	37	362	9.8	46	2			
Mannaro	26	196	7.5	17	2			
Voigt	23	318	13.8	43	2			
Reed	19	122	6.4	13	0			
Dale	14	192	13.7	40	0			
Brown	5	22	4.4	6	1			
Beasley	3	25	8.3	12	1			
Osborn	3	4	1.3	3	0			
Lash	2	34	17.0	20	0			
Kingswriter	2	27	13.7	14	0			
Dawson	2	24	12.0	19	0			
Ward	1	1	1.0	1	0			
VIKINGS	169	2,104	12.4	54	16			
OPPONENTS	187	1,970	10.5	63	8			
Punt Returns	No.	FC	Yds	Avg	Long	TD		
Bryant	25	14	140	5.6	16	0		
Wright	1	2	0	0.0	0	0		
West	1	0	0	0.0	0	0		
VIKINGS	27	16	140	5.2	16	0		
OPPONENTS	42	8	273	6.5	63	1		
Kickoff Returns	No.	Yds	Avg	Long	TD			
McClanahan	16	410	25.6	45	0			
Gilliam	10	174	17.4	29	0			
West	3	104	34.6	42	0			
Brown	3	35	11.7	18	0			
Reed	2	29	14.5	15	0			
Wright	1	0	0.0	0	0			
VIKINGS	35	752	21.5	45	0			
OPPONENTS	59	1,148	19.4	47	0			
Punting	No.	Yds	Avg	Net	TB	I20	LG	BK
Eischeid	66	2,626	39.8	34.4	4	11	57	0
OPPONENTS	57	1,970	41.0	36.8	5	8	68	1
Defensive Leaders:								
Tackles: Siemon (155), Page (141), Wright (109), Winston (106), Hilgenberg (93)								
Sacks: Eller (11), Marshall (7), Lurtsema (5), Page (5), Bryant (1), Siemon (1).								
Interceptions: Bryant (7.1), Krause (4), J.Wright (3), N.Wright (3), Siemon (2), Brown (1.1), Hilgenberg (1.).								

Defensive Leaders:

Tackles: Siemon (155), Page (141), Wright (109), Winston (106), Hilgenberg (93)
 Sacks: Eller (11), Marshall (7), Lurtsema (5), Page (5), Bryant (1), Siemon (1).
 Interceptions: Bryant (7, 1), Krause (4), J. Wright (3), N. Wright (3), Siemon (2), Brown (1, 1), Hilgenberg (1).

Passing	Att.	Cmp.	Yards	Pct	Yd./Att.	TD	TD%	Int.	Int%	Lg	Sack/Lost	Rating
Tarkenton	274	169	2,113	61.7	7.71	15	5.4	7	2.5	54	31/270	93.2
Berry	24	10	121	41.6	5.04	1	5.1	2	8.3	30	1/8	37.0
VIKINGS	298	179	2,234	60.1	7.49	16	5.4	9	3.0	54	32/278	88.7
OPPONENTS	376	198	2,124	52.6	5.64	8	2.1	21	5.6	63	30/230	53.3

1974

Coach: Bud Grant

Record: 10-4

9/15	W	32-17	@ Green Bay	56,312
9/22	W	7-6	@ Detroit	49,703
9/29	W	11-7	Chicago	46,619
10/6	W	23-21	@ Dallas	60,817
10/13	W	51-10	Houston Oilers	48,490
10/20	L	16-20	Detroit	48,501
10/27	L	14-17	New England	48,497
11/3	W	17-0	@ Chicago	55,753
11/11	W	28-24	@ St. Louis Cards	51,392
11/17	L	7-19	Green Bay	48,480
11/24	L	17-20	@ LA Rams	90,266
12/1	W	29-9	New Orleans	48,456
12/7	W	23-10	Atlanta	48,480
12/14	W	35-15	@ Kansas City	72,474

USUAL STARTERS () GAMES STARTED

OFFENSE

WR Jim Lash (14)
LT Charles Goodrum (12)
LG Ed White (13)
C Mick Tingelhoff (14)
RG Andy Maurer (6)
RT Ron Yary (14)
TE Stu Voigt (13)
WR John Gilliam (14)
QB Fran Tarkenton (13)
RB Chuck Foreman (13)
RB Dave Osborn (10)

DEFENSE

DE Carl Eller (14)
DT Doug Sutherland (8)
DT Alan Page (14)
DE Jim Marshall (14)
LB Roy Winston (8)
LB Jeff Siemon (14)
LB Wally Hilgenberg (12)
CB Nate Wright (14)
CB Jackie Wallace (10)
SS Jeff Wright (10)
FS Paul Krause (14)

Total First Downs		264	230
Rushing		114	100
Passing		136	120
Penalty		14	10
3rd Down: Made/Att.		85/199	70/197
3rd Down: Pct		42.7	35.5
4th Down: Made/Att.		8/14	7/11
4th Down: Pct.		57.1	63.6
Possession Avg.		30.19	29.41
Total Net Yards		4,611	3,907
Avg. Per Game		329.4	279.1
Total Plays		907	864
Avg. Per Play		5.1	4.5
Net Yards Rushing		1,856	1,605
Avg. Per Game		132.6	114.6
Total Rushes		488	437
Net Yards Passing		2,755	2,302
Avg. Per Game		196.8	164.4
Sacked/Yards Lost.		19/154	31/267
Gross Yards Passing		2,909	2,569
Att./Completions		400/234	396/214
Completion Percentage		58.5	54.0
Had Intercepted		13	22
Punts/Average		73/36.1	75/37.1
Net Punting Avg.		73/30.3	75/31.5
Penalties/Yards		55/501	70/660
Fumbles/Ball Lost		24/11	25/11
Touchdowns		40	21
Rushing		17	12
Passing		22	8
Returns		1	1
Score by Periods		1 2 3 4 OT T	
VIKINGS		54 87 73 96 0 310	
OPPONENTS		26 70 17 82 0 195	
Scoring		Ru Re Rt 1 pt. 2 pt. FG S T	
Foreman		9 6 0 0/0 - 0/0 0 90	
Cox		0 0 0 32/39 - 12/20 0 68	
Gilliam		0 5 0 0/0 - 0/0 0 30	
Voigt		0 5 0 0/0 - 0/0 0 30	
Osborn		4 0 0 0/0 - 0/0 0 24	
McCullum		0 3 0 0/0 - 0/0 0 18	
Marinaro		1 1 0 0/0 - 0/0 0 12	
Tarkenton		2 0 0 0/0 - 0/0 0 12	
Craig		0 1 0 0/0 - 0/0 0 6	
Martin		0 0 1 0/0 - 0/0 0 6	
McClanahan		1 0 0 0/0 - 0/0 0 6	
Reed		0 1 0 0/0 - 0/0 0 6	
Hilgenberg		0 0 0 0/0 - 0/0 1 2	
VIKINGS		17 22 1 32/39 - 12/20 1 310	
OPPONENTS		12 8 1 19/21 - 17/24 0 195	
Field Goals		1-19 20-29 30-39 40-49 50+	
Cox		0/0 7/7 3/7 2/6 0/0	
OPPONENTS		3/3 6/6 5/7 2/8 0/0	

Cox: (206.21G)(42N)(326.31N)(46G.30G.27G)(42G.32N)(23G.46N)
 (43N.34N)(23G)(146B)(36G)(25G)(21G)(37N)
 Opponents: (19G.40N)(29G.40G)(129G.43B)(36G.27G.48B)(43N.54N)
 (146G)(28G.42N.31G.33N.19G.18G)(27G.44N)(36G)(37G.32G.29G)

Rushing	Att.	Yds.	Avg.	Lg	TD		
Foreman	199	777	3.9	32	9		
Osborn	130	514	4.0	17	4		
Reed	62	215	3.5	15	0		
Tarkenton	21	120	5.7	15	2		
Marinaro	44	124	2.8	8	1		
Brown	19	41	2.2	11	0		
McClanahan	9	41	4.5	14	1		
Gilliam	2	16	8.0	9	0		
Berry	1	8	8.0	8	0		
VIKINGS	488	1,856	3.8	32	17		
OPPONENTS	437	1,605	3.7	31	12		
Receiving	No.	Yds.	Avg.	Long	TD		
Foreman	53	586	11.1	66	6		
Lash	32	631	19.7	57	0		
Voigt	32	268	8.4	22	5		
Osborn	29	196	6.8	25	0		
Gilliam	26	578	22.2	80	5		
Marinaro	17	132	7.8	20	1		
Reed	15	99	6.6	12	1		
McCullum	7	138	19.7	34	3		
Kingswriter	5	89	17.8	21	0		
Holland	5	84	16.8	20	0		
Brown	5	41	8.2	21	0		
Craig	4	26	6.5	10	1		
McClanahan	3	35	11.7	17	0		
Wright	1	6	6.0	6	0		
VIKINGS	234	2,909	12.4	80	22		
OPPONENTS	214	2,569	12.0	70	8		
Punt Returns	No.	FC	Yds	Avg	Long	TD	
Wallace	25	4	191	7.6	30	0	
McCullum	12	2	86	7.1	13	0	
Hilgenberg	1	0	-2	-2.0	2	0	
VIKINGS	43	7	320	7.4	20	0	
OPPONENTS	45	3	345	7.7	28	0	
Kickoff Returns	No.	Yds	Avg	Long	TD		
McClanahan	23	549	23.9	52	0		
McCullum	12	300	25.0	36	0		
Marshall	4	67	16.8	24	0		
Gilliam	3	86	28.7	31	0		
Brown	3	19	6.3	19	0		
Wallace	2	31	15.5	16	0		
Foreman	1	30	30.0	24	0		
Osborn	1	14	14.0	14	0		
Marinaro	1	5	5.0	5	0		
VIKINGS	50	1,090	21.8	52	0		
OPPONENTS	64	1,116	17.4	33	0		
Punting	No.	Yds	Avg	Net	TB	LG	BK
Eischeid	73	2,636	36.1	30.3	4	14	50
OPPONENTS	75	2,782	37.1	31.5	5	17	64

Defensive Leaders:

Tackles: Siemon (153), Page (146), Hilgenberg (94), Eller (78), Winston (73).

Sacks: Page (11), Eller (9.5), Marshall (3), Sutherland (2.6), Winston (2).

Interceptions: N.Wright (6), J.Wright (4), Martin (3), Brown (2), Krause (2), Siemon (2), Blair (1), Hilgenberg (1), Wallace (1).

Passing	Att.	Cmp.	Yards	Pct	Yd./Att.	TD	TD%	Int.	Int%	Lg	Sack/Lost	Rating
Tarkenton	351	199	2,598	56.7	7.40	17	4.8	12	3.4	80	17/124	82.1
Berry	49	34	305	70.8	6.35	5	10.4	1	2.1	21	2/12	113.6
Eischeid	1	1	6	100.0	6.00	0	0.0	0	0.0	6	0/0	91.7
VIKINGS	400	234	2,909	58.5	7.27	22	5.5	13	3.3	80	19/154	85.9
OPPONENTS	396	214	2,569	54.0	6.49	8	2.0	22	5.6	70	31/267	57.7

9/21	W	27-17	San Francisco	48,418
9/28	W	42-10	@ Cleveland	65,419
10/5	W	28-3	Chicago	48,446
10/12	W	29-21	NY Jets	48,444
10/19	W	25-19	Detroit	48,446
10/27	W	13-9	@ Chicago	56,302
11/2	W	28-17	@ Green Bay	55,279
11/9	W	38-0	Atlanta	48,446
11/16	W	20-7	@ New Orleans	60,214
11/23	W	28-13	San Diego	48,443
11/30	L	30-31	@ Washington	54,311
12/7	W	24-3	Green Bay	48,446
12/14	L	10-17	@ Detroit	78,990
12/21	W	35-13	@ Buffalo	73,991

Total First Downs	314	190
Rushing	142	77
Passing	156	93
Penalty	16	20
3rd Down: Made/Att.	123/233	46/182
3rd Down: Pct	52.7	25.2
4th Down: Made/Att.	6/12	10/13
4th Down: Pct.	50.0	76.9
Possession Avg.	34:10	25:50
Total Net Yards	4,955	3,153
Avg. Per Game	353.9	225.2
Total Plays	1,031	736
Avg. Per Play	4.8	4.3
Net Yards Rushing	2,094	1,532
Avg. Per Game	149.6	109.4
Total Rushes	556	383
Net Yards Passing	2,861	1,621
Avg. Per Game	204.4	115.8
Sacked/Yards Lost	29/260	46/373
Gross Yards Passing	3,121	1,994
Att./Completions	446/281	360/175
Completion Percentage	63.0	48.6
Had Intercepted	14	28
Punts/Average	73/41.1	89/39.6
Net Punting Avg.	73/32.6	89/34.8
Penalties/Yards	90/708	91/781
Fumbles/Ball Lost	33/12	29/14
Touchdowns	48	22
Rushing	18	7
Passing	27	14
Returns	3	1
Score by Periods		
VIKINGS	83	128
OPPONENTS	48	57
Scoring		
Foreman	13	9
Cox	0	0
Gilliam	0	7
Voigt	0	4
Marinano	3	1
Lash	0	3
Tarkenton	2	0
Osborn	1	0
Miller	1	0
McClanahan	0	1
Brown	0	0
Krause	0	0
Beamon	0	0
Blahak	0	0
VIKINGS	18	27
OPPONENTS	7	14
Field Goals	1-19	20-29
Cox	0/0	3/3
OPPONENTS	1/1	3/3
Cox: (28G,29G)(40G,36G)(35G,28G,32G)(52G,46G)(43N)(45G)(45N)(33G,40N,45B)(37G)(39G)		
Opponents: (19G)(38G)(46G)(46B)(22G,42G)(43B)(23G)(47N)(32G)(22G)(30G)(42N)		

USUAL STARTERS (I) GAMES STARTED

OFFENSE		DEFENSE	
WR Jim Lash (14)		DE Carl Eller (14)	
LT Charles Goodrum (7)		DT Doug Sutherland (14)	
LG Andy Maurer (7)		DT Alan Page (14)	
C Mick Tingelhoff (14)		DE Jim Marshall (14)	
RG Ed White (11)		LB Roy Winston (9)	
RT Ron Yary (14)		LB Jeff Siemon (14)	
TE Stu Voigt (13)		LB Wally Hilgenberg (14)	
WR John Gilliam (14)		CB Nate Wright (14)	
QB Fran Tarkenton (14)		CB Bobby Bryant (14)	
RB Chuck Foreman (12)		SS Terry Brown (12)	
RB Ed Marinaro (12)		FS Paul Krause (14)	

Rushing	Att.	Yds.	Avg.	Lg.	TD			
Foreman	280	1,070	3.8	311	13			
Marinaro	101	358	3.5	14	1			
McClanahan	92	336	3.7	15	0			
Tarkenton	16	108	6.8	211	2			
Osborn	32	94	2.9	9	1			
Miller	30	93	3.1	10	1			
Gilliam	3	35	11.7	22	0			
Berry	1	0	0.0	0	0			
Lee	1	0	0.0	0	0			
VIKINGS	556	2,094	3.8	311	18			
OPPONENTS	383	1,532	4.0	461	7			
Receiving	No.	Yds.	Avg.	Long	TD			
Foreman	73	691	9.5	33	9			
Marinaro	54	462	8.6	25	3			
Gilliam	50	777	15.5	46	7			
Lash	37	535	14.5	451	3			
Voigt	34	363	10.7	22	4			
McClanahan	18	141	7.8	38	1			
Craig	6	68	11.3	17	0			
Miller	4	35	8.8	32	0			
Haslerig	2	28	14.0	17	0			
McCullum	2	25	12.5	20	0			
Osborn	1	4	4.0	4	0			
VIKINGS	281	3,121	11.1	46	27			
OPPONENTS	175	1,994	11.4	641	14			
Punt Returns	No.	FC	Yds	Avg	Long	TD		
Bryant	19	16	125	6.6	16	0		
McCullum	12	2	22	1.8	10	0		
Blair	2	0	-2	-1.0	2	0		
Wright	1	0	22	22.0	22	0		
Athas	1	1	1	1.0	1	0		
Beamon	1	1	0	0.0	0	0		
VIKINGS	36	20	168	4.7	22	0		
OPPONENTS	51	0	419	8.2	59	0		
Kickoff Returns	No.	Yds	Avg	Long	TD			
McClanahan	17	360	21.2	42	0			
McCullum	9	221	24.6	63	0			
Miller	5	93	18.6	25	0			
Marinaro	5	71	14.2	30	0			
Osborn	1	38	38.0	38	0			
Foreman	1	4	4.0	4	0			
VIKINGS	38	787	20.7	63	0			
OPPONENTS	69	1,345	19.5	44	0			
Punting	No.	Yds	Avg	Net	TB	I20	LG	BK
Clabo	73	2,997	41.1	32.6	10	19	62	2
OPPONENTS	89	3,523	39.6	34.8	13	19	56	1
Defensive Leaders:								
Tackles- Page (122), Siemon (112), Eller (90), Brown (86), Sutherland (86).								
Sacks- Page (13), Eller (10), Marshall (7), Lurtsema (5), Sutherland (5), McNeill (2).								
Interceptions- Krause (10), Bryant (6), Siemon (3), Brown (2), Athas (1), Blahak (1), Blair (1), Beamon (1), Eller (1), McNeill (1).								

Passing	Att.	Cmp.	Yards	Pct	Yd./Att.	TD	TD%	Int.	Int%	Lg	Sack/Lost	Rating
Tarkenton	425	273	2,994	64.2	7.04	25	5.9	13	3.1	46	27/245	91.8
Lee	14	5	103	35.7	7.36	2	14.3	1	7.1	33	1/6	72.3
Berry	6	3	24	50.0	4.00	0	0.0	0	0.0	0	0/0	60.4
Lash	1	0	0	0.0	0.0	0	0.0	0	0.0	0	0/0	39.6
VIKINGS	446	281	3,121	63.0	6.98	27	6.1	14	3.1	46	29/260	90.8
OPPONENTS	360	175	1,994	48.6	5.57	14	3.9	28	7.8	641	46/373	46.2

1976

Coach: Bud Grant

Record: 11-2-1

9/12	W	40-9	@ New Orleans	58,156
9/19	T	10-10 OT	LA Rams	47,310
9/26	W	10-9	@ Detroit	77,292
10/4	W	17-6	Pittsburgh	47,809
10/10	W	20-19	Chicago	47,948
10/17	W	24-7	NY Giants	47,156
10/24	W	31-12	@ Philadelphia	56,233
10/31	L	13-14	@ Chicago	56,602
11/7	W	31-23	Detroit	46,735
11/14	W	27-21	Seattle	45,087
11/21	W	17-10	@ Green Bay (Mil.)	53,104
11/29	L	16-20	@ San Francisco	56,775
12/5	W	20-9	Green Bay	43,700
12/11	W	29-7	@ Miami	46,543

USUAL STARTERS () GAMES STARTED

OFFENSE

WR Ahmad Rashad (11)
LT Steve Riley (14)
LG Charles Goodrum (14)
C Mick Tingelhoff (14)
RG Ed White (13)
RT Ron Yary (14)
TE Stu Voigt (14)
WR Sammy White (14)
QB Fran Tarkenton (13)
RB Chuck Foreman (14)
RB Brent McClanahan (13)

DEFENSE

DE Carl Eller (13)
DT Doug Sutherland (14)
DT Alan Page (14)
DE Jim Marshall (14)
LB Matt Blair (13)
LB Jeff Siemon (14)
LB Wally Hilgenberg (14)
CB Nate Wright (13)
CB Nate Allen (11)
SS Jeff Wright (14)
FS Paul Krause (14)

																																																																																																																																																																																																																																																																																																																																																																																																																																																																																																																																																																																																																																																																																																																																																																																																																																																																																																																																																																																																																																																																																																																																																																																																																																																																																																																																																																																																																							</
--	--	--	--	--	--	--	--	--	--	--	--	--	--	--	--	--	--	--	--	--	--	--	--	--	--	--	--	--	--	--	--	--	--	--	--	--	--	--	--	--	--	--	--	--	--	--	--	--	--	--	--	--	--	--	--	--	--	--	--	--	--	--	--	--	--	--	--	--	--	--	--	--	--	--	--	--	--	--	--	--	--	--	--	--	--	--	--	--	--	--	--	--	--	--	--	--	--	--	--	--	--	--	--	--	--	--	--	--	--	--	--	--	--	--	--	--	--	--	--	--	--	--	--	--	--	--	--	--	--	--	--	--	--	--	--	--	--	--	--	--	--	--	--	--	--	--	--	--	--	--	--	--	--	--	--	--	--	--	--	--	--	--	--	--	--	--	--	--	--	--	--	--	--	--	--	--	--	--	--	--	--	--	--	--	--	--	--	--	--	--	--	--	--	--	--	--	--	--	--	--	--	--	--	--	--	--	--	--	--	--	--	--	--	--	--	--	--	--	--	--	--	--	--	--	--	--	--	--	--	--	--	--	--	--	--	--	--	--	--	--	--	--	--	--	--	--	--	--	--	--	--	--	--	--	--	--	--	--	--	--	--	--	--	--	--	--	--	--	--	--	--	--	--	--	--	--	--	--	--	--	--	--	--	--	--	--	--	--	--	--	--	--	--	--	--	--	--	--	--	--	--	--	--	--	--	--	--	--	--	--	--	--	--	--	--	--	--	--	--	--	--	--	--	--	--	--	--	--	--	--	--	--	--	--	--	--	--	--	--	--	--	--	--	--	--	--	--	--	--	--	--	--	--	--	--	--	--	--	--	--	--	--	--	--	--	--	--	--	--	--	--	--	--	--	--	--	--	--	--	--	--	--	--	--	--	--	--	--	--	--	--	--	--	--	--	--	--	--	--	--	--	--	--	--	--	--	--	--	--	--	--	--	--	--	--	--	--	--	--	--	--	--	--	--	--	--	--	--	--	--	--	--	--	--	--	--	--	--	--	--	--	--	--	--	--	--	--	--	--	--	--	--	--	--	--	--	--	--	--	--	--	--	--	--	--	--	--	--	--	--	--	--	--	--	--	--	--	--	--	--	--	--	--	--	--	--	--	--	--	--	--	--	--	--	--	--	--	--	--	--	--	--	--	--	--	--	--	--	--	--	--	--	--	--	--	--	--	--	--	--	--	--	--	--	--	--	--	--	--	--	--	--	--	--	--	--	--	--	--	--	--	--	--	--	--	--	--	--	--	--	--	--	--	--	--	--	--	--	--	--	--	--	--	--	--	--	--	--	--	--	--	--	--	--	--	--	--	--	--	--	--	--	--	--	--	--	--	--	--	--	--	--	--	--	--	--	--	--	--	--	--	--	--	--	--	--	--	--	--	--	--	--	--	--	--	--	--	--	--	--	--	--	--	--	--	--	--	--	--	--	--	--	--	--	--	--	--	--	--	--	--	--	--	--	--	--	--	--	--	--	--	--	--	--	--	--	--	--	--	--	--	--	--	--	--	--	--	--	--	--	--	--	--	--	--	--	--	--	--	--	--	--	--	--	--	--	--	--	--	--	--	--	--	--	--	--	--	--	--	--	--	--	--	--	--	--	--	--	--	--	--	--	--	--	--	--	--	--	--	--	--	--	--	--	--	--	--	--	--	--	--	--	--	--	--	--	--	--	--	--	--	--	--	--	--	--	--	--	--	--	--	--	--	--	--	--	--	--	--	--	--	--	--	--	--	--	--	--	--	--	--	--	--	--	--	--	--	--	--	--	--	--	--	--	--	--	--	--	--	--	--	--	--	--	--	--	--	--	--	--	--	--	--	--	--	--	--	--	--	--	--	--	--	--	--	--	--	--	--	--	--	--	--	--	--	--	--	--	--	--	--	--	--	--	--	--	--	--	--	--	--	--	--	--	--	--	--	--	--	--	--	--	--	--	--	--	--	--	--	--	--	--	--	--	--	--	--	--	--	--	--	--	--	--	--	--	--	--	--	--	--	--	--	--	--	--	--	--	--	--	--	--	--	--	--	--	--	--	--	--	--	--	--	--	--	--	--	--	--	--	--	--	--	--	--	--	--	--	--	--	--	--	--	--	--	--	--	--	--	--	--	--	--	--	--	--	--	--	--	--	--	--	--	--	--	--	--	--	--	--	--	--	--	--	--	--	--	--	--	--	--	--	--	--	--	--	--	--	--	--	--	--	--	--	--	--	--	--	--	--	--	--	--	--	--	--	--	--	--	--	--	--	--	--	--	--	--	--	--	--	--	--	--	--	--	--	--	--	--	--	--	--	--	--	--	--	--	--	--	--	--	--	--	--	--	--	--	--	--	--	--	--	--	--	--	--	--	--	--	--	--	--	--	--	--	--	--	--	--	--	--	--	--	--	--	--	--	--	--	--	--	--	--	--	--	--	--	--	--	--	--	--	--	--	--	--	--	--	--	--	--	--	--	--	--	--	--	--	--	--	--	--	--	--	--	--	--	--	--	--	--	--	--	--	--	--	--	--	--	--	--	--	--	--	--	--	--	--	--	--	--	--	--	--	--	--	--	--	--	--	--	--	--	--	--	--	--	--	--	--	--	--	--	--	--	--	--	--	--	--	--	--	--	--	--	--	--	--	--	--	--	--	--	--	--	--	--	--	--	--	--	--	--	--	--	--	--	--	--	--	--	--	--	--	--	--	--	--	--	--	--	--	--	--	--	--	--	--	--	--	--	--	--	--	--	--	--	--	--	--	--	--	--	--	--	--	--	--	--	--	--	--	--	--	--	--	--	--	--	--	--	--	--	--	--	--	--	--	--	--	--	--	--	--	--	--	--	--	--	--	--	--	--	--	--	--	--	--	--	--	--	--	--	--	--	--	--	--	--	--	--	--	--	--	--	--	--	--	--	--	--	--	--	--	--	--	--	--	--	--	--	--	--	--	--	--	--	--	--	--	--	--	--	--	--	--	--	--	--	--	--	--	--	--	--	--	--	--	--	--	--	--	--	--	--	--	--	--	--	--	--	--	--	--	--	--	--	--	--	--	--	--	--	--	--	--	--	--	--	--	--	--	--	--	--	--	--	--	--	--	--	--	--	--	--	--	----

Rushing	Att.	Yds.	Avg.	Lg	TD			
Foreman	278	1,155	4.2	46	13			
McClanahan	130	382	2.9	19	3			
Miller	67	286	4.3	36	0			
Johnson	17	98	5.8	18	0			
Tarkenton	27	45	1.7	20	1			
Kellar	7	25	3.6	8	0			
Groce	3	18	6.0	13	0			
Lee	2	2	1.0	2	0			
Spencer	4	2	0.5	1	0			
White	5	-10	-2.0	6	0			
VIKINGS	540	2,003	3.7	46	18			
OPPONENTS	487	2,096	4.3	39	14			
Receiving	No.	Yds.	Avg.	Long	TD			
Foreman	55	567	10.3	411	1			
Rashad	53	671	12.7	47	3			
White	51	906	17.8	581	10			
McClanahan	40	252	6.3	23	1			
Voigt	28	303	10.8	23	1			
Miller	23	181	7.9	19	1			
Grim	9	108	12.0	27	0			
Lash	4	52	13.0	18	0			
Craig	3	33	11.0	17	0			
Kellar	2	22	11.0	12	0			
Johnson	2	22	11.0	11	0			
VIKINGS	270	3,117	11.5	581	17			
OPPONENTS	158	1,897	12.0	801	8			
Punt Returns	No.	FC	Yds	Avg	Long	TD		
Willis	30	10	207	6.9	29	0		
Beamon	7	5	19	2.7	14	0		
White	3	1	45	15.0	31	0		
VIKINGS	40	16	271	6.8	31	0		
OPPONENTS	40	4	286	7.2	19	0		
Kickoff Returns	No.	Yds	Avg	Long	TD			
Willis	24	552	23.0	57	0			
White	9	173	19.2	36	0			
Miller	5	77	15.4	27	0			
Johnson	2	35	17.5	18	0			
Kellar	1	22	22.0	22	0			
VIKINGS	42	859	20.5	57	0			
OPPONENTS	66	1,209	18.3	38	0			
Punting	No.	Yds	Avg	Net	TB	I20	LG	BK
Clabo	69	2,678	38.8	30.9	13	5	55	0
OPPONENTS	79	2,932	37.1	32.8	5	14	63	1

Defensive Leaders:

Tackles: Siemon (161), Page (121), Blair (117), Wright (98), Hilgenberg (89).

Sacks: Page (18), Eller (10), Sutherland (6), Marshall (4), Mullaney (3).

Interceptions: N. Wright (7), Allen (3), Blair (2), Bryant (2), Krause (2), Beamon (1), Siemon (1), Wright (1).

Passing	Att.	Cmp.	Yards	Pct	Yd./Att.	TD	TD%	Int.	Int%	Lg	Sack/Lost	Rating
Tarkenton	412	255	2,861	61.9	7.19	17	4.1	8	1.9	581	25/221	89.3
Lee	30	15	156	50.0	5.20	0	0.0	2	6.6	21	6/41	37.6
VIKINGS	442	270	3,117	61.1	7.05	17	3.8	10	2.3	581	31/262	85.8
OPPONENTS	323	158	1,897	48.9	5.87	8	2.5	19	5.9	801	45/322	51.1

1977

Coach: Bud Grant

Record: 9-5

9/18	L	10-16 OT	Dallas	47,678
9/24	W	9-3	@ Tampa Bay	66,272
10/2	W	19-7	Green Bay	47,143
10/9	W	14-7	Detroit	45,860
10/16	W	22-16	Chicago	47,708
10/24	L	3-35	@ LA Rams	62,414
10/30	W	14-7 OT	@ Atlanta	59,257
11/6	L	7-27	St. Louis Cardinals	47,066
11/13	W	42-10	Cincinnati	47,371
11/20	L	7-10	@ Chicago	49,563
11/27	W	13-6	@ Green Bay	52,267
12/4	W	28-27	San Francisco	40,745
12/11	L	13-35	Oakland	52,771
12/17	W	30-21	Detroit	78,572

Total First Downs	245	Minn.	212	Opp.	212
Rushing	110		119		119
Passing	126		80		80
Penalty	9		13		13
3rd Down: Made/Att.	83/207		74/213		74/213
3rd Down: Pct	40.1		34.7		34.7
4th Down: Made/Att.	8/10		6/12		6/12
4th Down: Pct.	80.0		50.0		50.0
Possession Avg.	30:02		29:58		29:58
Total Net Yards	4,189		3,799		3,799
Avg. Per Game	299.2		271.4		271.4
Total Plays	933		890		890
Avg. Per Play	4.5		4.3		4.3
Net Yards Rushing	1,821		2,218		2,218
Avg. Per Game	130.1		158.4		158.4
Total Rushes	510		548		548
Net Yards Passing	2,368		1,581		1,581
Avg. Per Game	130.1		158.4		158.4
Sacked/Yards Lost	35/324		30/254		30/254
Gross Yards Passing	2,692		1,835		1,835
Att./Completions	388/228		312/149		312/149
Completion Percentage	58.8		47.8		47.8
Had Intercepted	22		16		16
Punts/Average	83/39.8		92/38.2		92/38.2
Net Punting Avg.	83/31.3		92/31.8		92/31.8
Penalties/Yards	75/556		82/688		82/688
Fumbles/Ball Lost	36/24		23/13		23/13
Touchdowns	30		30		30
Rushing	9		11		11
Passing	19		15		15
Returns	2		4		4

Passing Returns				19	2		15	4
Score by Periods		1	2	3	4	OT	T	
VIKINGS		52	54	48	70	6	231	
OPPONENTS		55	66	59	31	6	227	
Scoring	Ru	Re	Rt	1 pt.	2 pt.	FG	S	T
White	0	9	0	0/0	-	0/0	0	54
Foreman	6	3	0	0/0	-	0/0	0	54
Cox	0	0	0	25/29	-	8/17	0	49
McClanahan	2	1	0	0/0	-	0/0	0	18
Rashad	0	2	0	0/0	-	0/0	0	12
Tucker	0	2	0	0/0	-	0/0	0	12
Voigt	0	1	0	0/0	-	0/0	0	6
Blair	0	0	1	0/0	-	0/0	0	6
Wright	0	0	1	0/0	-	0/0	0	6
Eller	0	0	0	0/0	-	0/0	1	2
VIKINGS	9	19	2	25/29	-	8/17	1	231
OPPONENTS	11	15	4	26/29	-	7/17	0	227
Field Goals	1-19	20-29	30-39	40-49	50+			
Cox	0/0	3/7	4/7	1/3	0/0			
OPPONENTS	1/1	2/3	3/6	1/6	0/1			
Cox: (31N,35G)(29N)(1)(36N,30G,38G,21G)(42G)(43B,27N)(27N,38N)(1)(21G,31G)(1)(31N,26G,45N)								
Opponents: (40G,27N)(18G)(1)(53N)(38G,41N)(37N,44B)(1)(23G,48N)(27G)(1)(31G,42N,43N,31G)(37N)(38N)								

USUAL STARTERS () GAMES STARTED

OFFENSE		DEFENSE	
WR Ahmad Rashad (14)		DE Carl Eller (14)	
LT Steve Riley (14)		DT Doug Sutherland (14)	
LG Charles Goodrum (14)		DT Alan Page (14)	
C Mick Tingelhoff (14)		DE Jim Marshall (14)	
RG Ed White (8)		LB Matt Blair (13)	
RT Ron Yary (14)		LB Jeff Siemon (13)	
TE Stu Voigt (14)		LB Fred McNeil (14)	
WR Sammy White (14)		CB Nate Wright (14)	
QB Fran Tarkenton (9)		CB Bobby Bryant (14)	
QB Chuck Foreman (14)		SS Jeff Wright (14)	
RB Brent McClanahan (14)		FS Paul Krause (14)	

Rushing	Att.	Yds.	Avg.	Lg	TD			
Foreman	270	1,112	4.1	51	6			
McClanahan	95	324	3.4	18	1			
Johnson	55	217	3.9	26	2			
Miller	46	152	3.3	14	0			
Kellar	7	15	2.1	9	0			
Tarkenton	15	6	0.4	8	0			
Kramer	10	3	0.3	8	0			
Lee	12	8	0.7	7	0			
VIKINGS	510	1,821	3.6	51	9			
OPPONENTS	548	2,218	4.0	58	11			
Receiving	No.	Yds.	Avg.	Long	TD			
Rashad	51	681	13.4	48	2			
White	41	760	18.5	69	9			
Foreman	38	308	8.1	31	3			
McClanahan	34	276	8.1	23	2			
Miller	27	246	9.1	25	0			
Voigt	20	212	10.6	24	1			
Tucker	9	109	12.1	19	2			
Johnson	4	21	5.3	8	0			
Grim	3	65	21.7	23	0			
Craig	1	14	14.0	14	0			
VIKINGS	228	2,692	11.8	69	19			
OPPONENTS	149	1,835	12.3	95	15			
Punt Returns	No.	FC	Yds	Avg	Long	TD		
Moore	47	2	277	5.9	48	0		
Grim	11	4	69	6.3	44	0		
Blahak	0	1	0	0.0	0	0		
VIKINGS	58	7	346	6.0	44	0		
OPPONENTS	42	3	505	12.1	57	1		
Kickoff Returns	No.	Yds	Avg	Long	TD			
Moore	24	524	21.8	48	0			
White	7	113	16.1	36	0			
Miller	5	66	13.2	20	0			
McClanahan	4	90	22.5	32	0			
Kellar	3	37	12.3	16	0			
Grim	1	4	4.0	4	0			
Swilley	1	0	0.0	0	0			
VIKINGS	45	834	18.5	48	0			
OPPONENTS	48	999	20.8	98	2			
Punting	No.	Yds	Avg	Net	TB	I20	LG	BK
Clabo	83	3,302	39.8	31.3	10	19	69	0
OPPONENTS	92	3,511	38.2	31.8	7	17	60	1

Defensive Leaders:

Tackles- McNeil (136), Siemon (133), Blair (131), Page (125), J.Wright (93).

Sacks- Eller (15), Page (7.5), Sutherland (2.5), Marshall (2), White (2).

Interceptions- Bryant (4), N.Wright (3), Krause (2), Allen (1), Blair (1).

McNeil (1), Siemon (1), Studwell (1), Wise (1), J.Wright (1).

Passing	Att.	Cmp.	Yards	Pct	Yd./Att.	TD	TD%	Int.	Int%	Lg	Sack/Lost	Rating
Tarkenton	258	155	1,734	60.1	6.72	9	3.5	14	5.4	59	22/232	69.2
Lee	72	42	522	58.3	7.25	4	5.6	4	5.6	48	7/47	76.3
Kramer	57	30	425	52.6	7.46	5	8.8	4	7.0	69	5/55	77.0
Krause	1	1	11	100.0	11.0	1	100.0	0	0.0	11	0/0	152.1
VIKINGS	388	228	2,692	58.8	6.94	19	4.9	22	5.7	69	35/324	72.7
OPPONENTS	312	149	1,835	47.8	5.88	15	4.8	14	4.5	95	30/254	63.7

9/3	L	24-31	@ New Orleans	54,187
9/11	W	12-9 OT	Denver	46,508
9/17	L	10-16	Tampa Bay	46,152
9/25	W	24-20	@ Chicago	53,561
10/1	W	24-7	@ Tampa Bay	65,972
10/8	L	28-29	@ Seattle	62,031
10/15	L	17-34	LA Rams	46,551
10/22	W	27-7	Green Bay	47,411
10/28	W	21-10	@ Dallas	61,845
11/5	W	17-7	Detroit	46,008
11/12	W	17-14	Chicago	43,286
11/19	L	7-13	San Diego	38,859
11/26	T	10-10 OT	@ Green Bay	51,737
12/3	W	28-27	Philadelphia	38,722
12/9	L	17-45	@ Detroit	78,685
12/17	L	20-27	@ Oakland	44,643

USUAL STARTERS () GAMES STARTED

OFFENSE	DEFENSE
WR Ahmad Rashad (16)	DE Mark Mullaney (9)
LT Frank Myers (11)	DT Doug Sutherland (16)
LG Charles Goodrum (16)	DT James White (10)
C Mick Tingelhoff (16)	DE Jim Marshall (14)
RG Wes Hamilton (15)	LB Matt Blair (16)
RT Ron Yary (16)	LB Jeff Siemon (16)
TE Bob Tucker (16)	LB Fred McNeill (15)
WR Sammy White (16)	CB Nate Wright (16)
QB Fran Tarkenton (16)	CB Bobby Bryant (16)
RB Chuck Foreman (14)	SS Phil Wise (16)
RB Rickey Young (16)	FS Tommy Hannon (14)

	Minn.	Opp.
Total First Downs	308	279
Rushing	102	120
Passing	176	138
Penalty	30	21
3rd Down: Made/Att.	121/263	89/231
3rd Down: Pct.	46.0	38.5
4th Down: Made/Att.	14/21	8/13
4th Down: Pct.	66.7	61.5
Possession Avg.	31:25	28:35
Total Net Yards	4,779	4,806
Avg. Per Game	298.7	300.4
Total Plays	1,116	1,043
Avg. Per Play	4.3	4.6
Net Yards Rushing	1,536	2,116
Avg. Per Game	96.0	132.3
Total Rushes	505	558
Net Yards Passing	3,243	2,690
Avg. Per Game	202.7	168.1
Sacked/Yards Lost	30/285	33/227
Gross Yards Passing	3,528	2,917
Att./Completions	592/352	442/240
Completion Percentage	59.5	54.3
Had Intercepted	34	22
Punts/Average	85/36.4	96/34.7
Net Punting Avg.	85/28.3	96/30.6
Penalties/Yards	113/817	108/1,013
Fumbles/Ball Lost	34/19	33/21
Touchdowns	37	39
Rushing	10	20
Passing	25	15
Returns	2	4
Score by Periods	1 2 3 4 OT T	
VIKINGS	90 84 55 62 3 294	
OPPONENTS	93 103 36 74 0 301	
Scoring	Ru Re Rt 1 pt. 2 pt. FG S T	
Dannmeier	0 0 0 36/37 - 12/19 0 72	
White	0 9 0 0/0 - 0/0 0 54	
Rashad	0 8 0 0/0 - 0/0 0 48	
Foreman	5 2 0 0/0 - 0/0 0 42	
Young	1 5 0 0/0 - 0/0 0 36	
R. Miller	3 0 0 0/0 - 0/0 0 18	
Tarkenton	1 0 0 0/0 - 0/0 0 6	
Miller	0 1 0 0/0 - 0/0 0 6	
Blair	0 0 1 0/0 - 0/0 0 6	
McNeill	0 0 1 0/0 - 0/0 0 6	
VIKINGS	0 25 2 36/37 - 12/19 0 294	
OPPONENTS	20 15 4 33/39 - 13/19 0 306	
Field Goals	1-19 20-29 30-39 40-49 50+	
Dannmeier	1/1 4/5 3/5 4/8 0/0	
OPPONENTS	2/2 3/3 5/8 3/6 0/0	

Dannmeier: (44G)(24G,46G,21G,44G)(44N,41N,47G)(29G)(36G)(48N)
 (38G)(35N)(47N)(32G)(25G)(19G,32N,21N))
 Opponents: (32G,41B)(25G)(42G)(27G,32G,40N,33B)(19G)(31G,40G,
 38N)(25G)(39B)(19G,40N)(30G)(30G,45G)

Rushing	Att.	Yds.	Avg.	Lg	TD			
Foreman	237	749	3.2	21	5			
Young	134	417	3.1	16	1			
R. Miller	70	231	3.0	19	3			
Johnson	11	41	3.7	17	0			
Kellar	11	34	3.1	5	0			
White	5	30	6.0	16	0			
McClanahan	10	26	2.6	22	0			
Coleman	2	22	11.0	17	0			
Kramer	1	10	10.0	10	0			
Tarkenton	24	-6	-0.3	15	1			
VIKINGS	505	1,536	3.0	22	10			
OPPONENTS	558	2,116	3.8	36	20			
Receiving	No.	Yds.	Avg.	Long	TD			
Young	88	704	8.0	48	5			
Rashad	66	769	11.7	58	8			
Foreman	61	396	6.5	20	2			
White	53	741	14.0	33	9			
Tucker	47	540	11.5	35	0			
R. Miller	22	230	10.5	29	0			
Voigt	4	52	13.0	27	0			
Craig	4	31	7.8	9	0			
Kellar	3	-5	-1.7	8	0			
McClanahan	2	11	5.5	7	0			
K. Miller	1	35	35.0	35	0			
Washington	1	24	24.0	24	0			
VIKINGS	352	3,528	10.0	58	25			
OPPONENTS	240	2,917	12.1	56	15			
Punt Returns	No.	FC	Yds.	Avg	Long	TD		
K. Miller	48	9	239	5.0	47	0		
White	1	0	0	0.0	0	0		
Hannon	0	2	0	0.0	0	0		
R. Miller	0	1	0	0.0	0	0		
VIKINGS	49	12	239	4.9	47	0		
OPPONENTS	52	5	541	10.4	34	0		
Kickoff Returns	No.	Yds	Avg	Long	TD			
K. Miller	40	856	21.4	38	0			
Washington	4	71	17.8	20	0			
White	3	50	16.7	20	0			
McClanahan	3	38	12.7	24	0			
R. Miller	2	23	11.5	13	0			
Kellar	1	13	13.0	13	0			
Young	1	8	8.0	8	0			
VIKINGS	50	1,059	19.2	38	0			
OPPONENTS	61	1,187	21.3	56	0			
Punting	No.	Yds	Avg	Net	TB	I20	LG	BK
Coleman	51	1,991	39.0	30.6	3	12	59	1
Wood	31	1,100	35.5	26.5	4	3	47	2
OPPONENTS	95	3,333	35.1	30.6	8	14	58	1

Defensive Leaders:

Tackles: Siemon (229), Blair (176), Hannon (166), Wise (151), McNeill (135).

Sacks: Mullaney (9), Eller (6), Blair (4), Marshall (4), Sutherland (4), White (4).

Interceptions: Bryant (7), N. Wright (5), Blair (3), Hannon (2), McNeill (2), Wise (2), Turner (1).

	Passing	Att.	Cmp.	Yards	Pct	Yd./Att.	TD	TO%	Int.	Int%	Lg	Sack/Lost	Rating
Tarkenton	572	345	3,468	60.3	6.06	25	4	4.4	32	5.6	58	27/253	68.9
Kramer	16	5	50	31.3	3.13	0	0	0.0	1	6.3	19	1/11	15.1
Lee	4	2	10	50.0	2.50	0	0	0.0	1	25.0	8	2/20	16.7
VIKINGS	592	352	3,528	59.5	5.96	25	4	4.2	34	5.7	58	32/285	66.6
OPPONENTS	442	240	2,917	54.3	6.60	15	3	3.4	22	5.0	56	33/227	65.4

1979

Coach: Bud Grant

Record: 7-9

9/2	W	28-22	San Francisco	46,539
9/9	L	7-26	@ Chicago	53,231
9/16	L	12-27	Miami	46,187
9/23	W	27-21 OT	Green Bay	46,524
9/30	W	13-10	@ Detroit	75,295
10/7	L	20-36	Dallas	47,572
10/15	L	7-14	@ NY Jets	54,479
10/21	W	30-27	Chicago	41,164
10/28	L	10-12	Tampa Bay	46,906
11/4	L	7-37	@ St. Louis Cards	47,213
11/11	L	7-19	@ Green Bay (Mil.)	52,706
11/18	W	14-7	Detroit	43,650
11/25	W	23-22	@ Tampa Bay	70,039
12/2	L	21-27 OT	@ LA Rams	56,700
12/9	W	10-3	Buffalo	42,339
12/16	L	23-27	@ New England	54,710

USUAL STARTERS () GAMES STARTED

OFFENSE		DEFENSE	
WR Ahmad Rashad (16)		DE Mark Mullaney (16)	
LT Steve Riley (16)		DT Doug Sutherland (10)	
LG Charles Goodrum (9)		DT James White (16)	
C Dennis Swilley (16)		DE Jim Marshall (16)	
RG Wes Hamilton (16)		LB Matt Blair (16)	
RT Ron Yary (16)		LB Jeff Siemon (12)	
TE Bob Tucker (15)		LB Fred McNeill (15)	
WR Sammy White (15)		CB John Turner (16)	
QB Tommy Kramer (16)		CB Bobby Bryant (14)	
RB Ted Brown (9)		SS Tommy Hanson (16)	
RB Rickey Young (16)		FS Paul Krause (8)	

																																																																																																																																																																																																																																																																																																																																																																																																																																																																																																																																																																																																																																																																																																																																																																																																																																																																																																																																																																																																																																																																																																																																																																																																																																																																																																																																																																																																																					</
--	--	--	--	--	--	--	--	--	--	--	--	--	--	--	--	--	--	--	--	--	--	--	--	--	--	--	--	--	--	--	--	--	--	--	--	--	--	--	--	--	--	--	--	--	--	--	--	--	--	--	--	--	--	--	--	--	--	--	--	--	--	--	--	--	--	--	--	--	--	--	--	--	--	--	--	--	--	--	--	--	--	--	--	--	--	--	--	--	--	--	--	--	--	--	--	--	--	--	--	--	--	--	--	--	--	--	--	--	--	--	--	--	--	--	--	--	--	--	--	--	--	--	--	--	--	--	--	--	--	--	--	--	--	--	--	--	--	--	--	--	--	--	--	--	--	--	--	--	--	--	--	--	--	--	--	--	--	--	--	--	--	--	--	--	--	--	--	--	--	--	--	--	--	--	--	--	--	--	--	--	--	--	--	--	--	--	--	--	--	--	--	--	--	--	--	--	--	--	--	--	--	--	--	--	--	--	--	--	--	--	--	--	--	--	--	--	--	--	--	--	--	--	--	--	--	--	--	--	--	--	--	--	--	--	--	--	--	--	--	--	--	--	--	--	--	--	--	--	--	--	--	--	--	--	--	--	--	--	--	--	--	--	--	--	--	--	--	--	--	--	--	--	--	--	--	--	--	--	--	--	--	--	--	--	--	--	--	--	--	--	--	--	--	--	--	--	--	--	--	--	--	--	--	--	--	--	--	--	--	--	--	--	--	--	--	--	--	--	--	--	--	--	--	--	--	--	--	--	--	--	--	--	--	--	--	--	--	--	--	--	--	--	--	--	--	--	--	--	--	--	--	--	--	--	--	--	--	--	--	--	--	--	--	--	--	--	--	--	--	--	--	--	--	--	--	--	--	--	--	--	--	--	--	--	--	--	--	--	--	--	--	--	--	--	--	--	--	--	--	--	--	--	--	--	--	--	--	--	--	--	--	--	--	--	--	--	--	--	--	--	--	--	--	--	--	--	--	--	--	--	--	--	--	--	--	--	--	--	--	--	--	--	--	--	--	--	--	--	--	--	--	--	--	--	--	--	--	--	--	--	--	--	--	--	--	--	--	--	--	--	--	--	--	--	--	--	--	--	--	--	--	--	--	--	--	--	--	--	--	--	--	--	--	--	--	--	--	--	--	--	--	--	--	--	--	--	--	--	--	--	--	--	--	--	--	--	--	--	--	--	--	--	--	--	--	--	--	--	--	--	--	--	--	--	--	--	--	--	--	--	--	--	--	--	--	--	--	--	--	--	--	--	--	--	--	--	--	--	--	--	--	--	--	--	--	--	--	--	--	--	--	--	--	--	--	--	--	--	--	--	--	--	--	--	--	--	--	--	--	--	--	--	--	--	--	--	--	--	--	--	--	--	--	--	--	--	--	--	--	--	--	--	--	--	--	--	--	--	--	--	--	--	--	--	--	--	--	--	--	--	--	--	--	--	--	--	--	--	--	--	--	--	--	--	--	--	--	--	--	--	--	--	--	--	--	--	--	--	--	--	--	--	--	--	--	--	--	--	--	--	--	--	--	--	--	--	--	--	--	--	--	--	--	--	--	--	--	--	--	--	--	--	--	--	--	--	--	--	--	--	--	--	--	--	--	--	--	--	--	--	--	--	--	--	--	--	--	--	--	--	--	--	--	--	--	--	--	--	--	--	--	--	--	--	--	--	--	--	--	--	--	--	--	--	--	--	--	--	--	--	--	--	--	--	--	--	--	--	--	--	--	--	--	--	--	--	--	--	--	--	--	--	--	--	--	--	--	--	--	--	--	--	--	--	--	--	--	--	--	--	--	--	--	--	--	--	--	--	--	--	--	--	--	--	--	--	--	--	--	--	--	--	--	--	--	--	--	--	--	--	--	--	--	--	--	--	--	--	--	--	--	--	--	--	--	--	--	--	--	--	--	--	--	--	--	--	--	--	--	--	--	--	--	--	--	--	--	--	--	--	--	--	--	--	--	--	--	--	--	--	--	--	--	--	--	--	--	--	--	--	--	--	--	--	--	--	--	--	--	--	--	--	--	--	--	--	--	--	--	--	--	--	--	--	--	--	--	--	--	--	--	--	--	--	--	--	--	--	--	--	--	--	--	--	--	--	--	--	--	--	--	--	--	--	--	--	--	--	--	--	--	--	--	--	--	--	--	--	--	--	--	--	--	--	--	--	--	--	--	--	--	--	--	--	--	--	--	--	--	--	--	--	--	--	--	--	--	--	--	--	--	--	--	--	--	--	--	--	--	--	--	--	--	--	--	--	--	--	--	--	--	--	--	--	--	--	--	--	--	--	--	--	--	--	--	--	--	--	--	--	--	--	--	--	--	--	--	--	--	--	--	--	--	--	--	--	--	--	--	--	--	--	--	--	--	--	--	--	--	--	--	--	--	--	--	--	--	--	--	--	--	--	--	--	--	--	--	--	--	--	--	--	--	--	--	--	--	--	--	--	--	--	--	--	--	--	--	--	--	--	--	--	--	--	--	--	--	--	--	--	--	--	--	--	--	--	--	--	--	--	--	--	--	--	--	--	--	--	--	--	--	--	--	--	--	--	--	--	--	--	--	--	--	--	--	--	--	--	--	--	--	--	--	--	--	--	--	--	--	--	--	--	--	--	--	--	--	--	--	--	--	--	--	--	--	--	--	--	--	--	--	--	--	--	--	--	--	--	--	--	--	--	--	--	--	--	--	--	--	--	--	--	--	--	--	--	--	--	--	--	--	--	--	--	--	--	--	--	--	--	--	--	--	--	--	--	--	--	--	--	--	--	--	--	--	--	--	--	--	--	--	--	--	--	--	--	--	--	--	--	--	--	--	--	--	--	--	--	--	--	--	--	--	--	--	--	--	--	--	--	--	--	--	--	--	--	--	--	--	--	--	--	--	--	--	--	--	--	--	--	--	--	--	--	--	--	--	--	--	--	--	--	--	--	--	--	--	--	--	--	--	--	--	--	--	--	--	--	--	--	--	--	--	--	--	--	--	--	--	--	--	--	--	--	--	--	--	--	--	--	--	--	--	--	--	--	--	--	--	--	--	--	--	--	--	--	--	--	--	--	--	--	--	--	--	--	--	--	--	--	--	--	--	--	----

	Att.	Yds.	Avg.	Lg	TD		
Rushing							
Young	188	708	3.8	26	3		
Brown	130	551	4.2	34	1		
Foreman	83	215	2.6	16	2		
Kramer	31	131	4.2	20	1		
Miller	35	109	3.1	10	2		
McClanahan	14	29	2.1	9	0		
White	1	6	6.0	6	0		
VIKINGS	487	1,762	3.5	34	9		
OPPONENTS	581	2,526	4.3	43	24		
Receiving	No.	Yds.	Avg.	Long	TD		
Rashad	80	1,156	14.5	52	9		
Young	72	519	7.2	18	4		
White	42	715	17.0	55	4		
Brown	31	197	6.4	35	0		
Tucker	24	224	9.3	21	2		
Foreman	19	147	7.7	22	0		
Voigt	15	139	9.3	18	2		
McClanahan	10	57	5.7	9	0		
Miller	9	60	6.7	14	0		
LeCount	6	119	19.8	26	2		
Cunningham	5	90	10.0	15	0		
Steele	1	10	10.0	10	0		
Edwards	1	2	2.0	2	0		
Kramer	0	3	3.0	3	0		
VIKINGS	315	3,397	10.8	55	23		
OPPONENTS	229	1,881	12.6	56	14		
Punt Returns	No.	FC	Yds	Avg	Long	TD	
Edwards	33	2	186	5.8	42	0	
Miller	18	2	85	4.7	14	0	
Nord	3	3	11	3.7	7	0	
Bryant	1	2	7	7.0	7	0	
Turner	1	0	0	0.0	0	0	
Allen	1	0	-1	-1.0	-1	0	
VIKINGS	57	9	276	4.8	42	0	
OPPONENTS	48	10	354	7.4	27	0	
Kickoff Returns	No.	Yds	Avg	Long	TD		
Edwards	44	1,103	25.1	83	0		
Brown	8	188	23.3	43	0		
McClanahan	3	53	17.7	20	0		
Miller	3	38	12.7	19	0		
Studwell	1	0	0.0	0	0		
Steele	1	0	0.0	0	0		
Voigt	1	0	0.0	0	0		
VIKINGS	61	1,380	22.6	83	0		
OPPONENTS	59	1,070	18.1	33	0		
Punting	No.	Yds	Avg	Net	TB	LG	BK
Coleman	90	3,551	39.5	33.8	9	23	70
OPPONENTS	93	3,663	39.4	34.3	10	21	72

Defensive Leaders:

Tackles- Hanson (174), Blair (169), Siemon (149), McNeill (113), Turner (105).

Sacks- Mullaney (8), White (7), Blair (4), McNeill (3.5), Hanson (3).

Interceptions- Hanson (4), N Wright (4), Blair (3), Krause (3), Bryant (2), Knoff (2), Turner (2), Allen (1), Studwell (1).

Passing	Att.	Cmp.	Yards	Pct	Yd./Att.	TD	TD%	Int.	Int%	Lg	Sack/Lost	Rating
Kramer	566	315	3,397	55.7	6.00	23	4.1	24	4.2	55	37/258	69.3
VIKINGS	566	315	3,397	55.7	6.00	23	4.1	24	4.2	55	37/258	69.3
OPPONENTS	424	229	2,881	54.0	6.79	14	3.3	22	5.2	56	31/272	64.8

9/7	W	24-23	Atlanta	44,733
9/14	L	7-42	Philadelphia	44,840
9/21	W	34-14	@ Chicago	69,983
9/28	L	7-27	@ Detroit	80,291
10/5	L	17-23	Pittsburgh	47,583
10/12	W	13-7	Chicago	46,751
10/19	L	0-14	@ Cincinnati	44,487
10/26	L	3-16	@ Green Bay	44,361
11/2	W	39-14	@ Washington	52,060
11/9	W	34-0	Detroit	46,264
11/16	W	38-30	Tampa Bay	46,032
11/23	L	13-25	Green Bay	47,234
11/30	W	23-20	@ New Orleans	30,936
12/7	W	21-10	@ Tampa Bay	65,649
12/14	W	28-23	Cleveland	42,202
12/21	L	16-20	@ Houston Oilers	51,064

USUAL STARTERS () GAMES STARTED

OFFENSE

WR Ahmad Rashad (16)
LT Steve Riley (16)
LG Jim Hough (10)
C Dennis Swilley (16)
RG Wes Hamilton (13)
RT Ron Yary (14)
TE Bob Tucker (13)
WR Sammy White (16)
QB Tommy Kramer (15)
RB Ted Brown (16)
RB Rickey Young (16)

DEFENSE

DE Mark Mullaney (15)
DT Doug Sutherland (14)
DT James White (16)
DE Randy Holloway (16)
LB Matt Blair (14)
LB Scott Studwell (13)
LB Fred McNeill (16)
CB John Turner (16)
CB Bobby Bryant (12)
SS Tommy Hanson (16)
FS Kurt Knoff (16)

Total First Downs	Minn.	Opp.
Rushing	324	330
Passing	100	135
Penalty	191	170
3rd Down: Made/Att.	84/244	102/228
3rd Down: Pct	34.4	44.7
4th Down: Made/Att.	10/15	8/14
4th Down: Pct.	66.7	57.1
Possession Avg.	29:40	30:20
Total Net Yards	5,348	5,856
Avg. Per Game	334.3	366.0
Total Plays	1,048	1,057
Avg. Per Play	5.1	5.5
Net Yards Rushing	1,642	2,456
Avg. Per Game	102.6	153.5
Total Rushes	433	531
Net Yards Passing	3,688	3,400
Avg. Per Game	230.5	212.5
Sacked/Yards Lost	41/246	30/244
Gross Yards Passing	3,934	3,644
Att./Completions	574/331	499/283
Completion Percentage	57.7	56.7
Had Intercepted	23	24
Punts/Average	81/38.8	71/39.3
Net Punting Avg.	81/33.3	71/33.2
Penalties/Yards	90/717	111/914
Fumbles/Ball Lost	15/3	33/14
Touchdowns	39	41
Rushing	14	15
Passing	22	24
Returns	3	1

Score by Periods		1	2	3	4	OT	T		
VIKINGS		57	100	78	92	0	317		
OPPONENTS		59	47	90	112	0	308		
Scoring		Ru	Re	Rt	1 pt.	2 pt.	FG	S	T
Danmeier	0	0	0	33/40	-	16/26	0	81	
Brown	8	2	0	0/0	-	0/0	0	60	
Senser	0	7	0	0/0	-	0/0	0	42	
Rashad	0	5	0	0/0	-	0/0	0	30	
White	0	5	0	0/0	-	0/0	0	30	
Young	3	2	0	0/0	-	0/0	0	30	
Miller	1	0	0	0/0	-	0/0	0	6	
Kramer	1	0	0	0/0	-	0/0	0	6	
Tucker	0	1	0	0/0	-	0/0	0	6	
Hannon	0	0	1	0/0	-	0/0	0	6	
Nord	0	0	1	0/0	-	0/0	0	6	
Knoff	0	0	1	0/0	-	0/0	0	6	
Holloway	0	0	0	0/0	-	0/0	0	2	
VIKINGS	14	22	3	33/40	-	16/26	0	317	
OPPONENTS	15	24	1	32/40	-	12/19	0	308	
Field Goals		1-19	20-29	30-39	40-49	50+			
Danmeier	1/1	6/6	8/11	1/8	0/0				
OPPONENTS	0/0	6/7	6/10	0/2	0/0				

Danmeier: (44B,27G)(34N)(1)(35G,37G)(45N)(44N,47G)(31G,27G,35G)
 (37G,40N,37N,33G)(19G)(22G,23G)(28G)(43N,30N)(35N,41N,24G)(38G)
 Opponents: (23G)(43N)(1)(44N,36G,24G)(39B,28G,39N)(1)(33N)(38G)(1)
 (32G)(24G,30N,33G)(25B)(27G)(32G)(32G)(23G,31B,48B)

Rushing	Att.	Yds.	Avg.	Lg	TD			
Brown	219	912	4.2	55t	8			
Young	130	351	2.7	14	3			
Kramer	31	115	3.7	13	1			
Miller	27	98	3.6	27t	1			
White	4	65	16.3	45	0			
Paschal	15	53	3.5	10t	1			
Dils	3	26	8.7	19	0			
Payton	2	14	7.0	8	0			
Rashad	1	8	8.0	8	0			
Senser	1	1	-1.0	1	0			
VIKINGS	433	1,642	3.8	55t	14			
OPPONENTS	531	2,456	4.6	72t	15			
Receiving	No.	Yds.	Avg.	Long	TD			
Rashad	69	1,095	15.9	76t	5			
Young	64	499	7.8	27t	2			
Brown	62	623	10.0	61t	2			
White	53	887	16.7	50	5			
Senser	42	447	10.6	58t	7			
Tucker	14	173	11.5	25	1			
LeCount	13	178	13.7	21	0			
Miller	10	19	1.9	13	0			
Paschal	2	18	9.0	13	0			
Yary	1	5	5.0	5	0			
VIKINGS	331	3,934	11.9	76t	22			
OPPONENTS	283	3,644	12.9	89t	24			
Punt Returns	No.	FC	Yds	Avg	Long	TD		
Payton	34	9	251	7.4	19	0		
Nord	0	1	0	0.0	0	0		
VIKINGS	34	10	251	7.4	19	0		
OPPONENTS	42	12	259	6.2	25	0		
Kickoff Returns	No.	Yds	Avg	Long	TD			
Payton	53	1,184	22.3	59	0			
Paschal	4	66	16.5	22	0			
Brueer	2	20	10.0	11	0			
Nord	1	70	70.0	70	0			
Miller	1	23	23.0	23	0			
Boyd	1	20	20.0	20	0			
Yary	1	3	3.0	3	0			
VIKINGS	63	1,386	22.0	70t	1			
OPPONENTS	62	1,048	16.9	44	0			
Punting	No.	Yds	Avg	Net	TB	I20	LG	BK
Coleman	81	3,939	38.8	33.3	9	19	67	0
OPPONENTS	71	2,789	39.3	33.2	9	14	67	0

Defensive Leaders:

Tackles- Studwell (207), Knoff (185), Hanson (181), Blair (106), McNeill (159).

Sacks- Martin (5), Mullaney (5), Sutherland (5), Holloway (4), White (4).

Interceptions- Turner (6), Hanson (4.1), Blair (3), Bryant (3), Knoff (3.1), Brune (2), Wright (2), Studwell (1).

Passing	Att.	Cmp.	Yards	Pct	Yd./Att.	TD	TD%	Int.	Int%	Lg	Sack/Lost	Rating
Kramer	522	299	3,582	57.3	6.86	19	3.6	23	4.4	76t	37/216	72.2
Dils	51	32	352	62.7	6.90	3	5.9	0	0.0	58t	3/21	102.7
Senser	1	0	0	0.0	0.0	0	0.0	0	0.0	0	0/0	39.6
VIKINGS	574	331	3,934	57.7	6.85	22	3.8	23	4.0	76t	41/246	74.8
OPPONENTS	499	283	3,644	56.7	7.30	24	4.8	24	4.8	89t	30/244	75.8

9/5	L	13-21	@ Tampa Bay	66,287
9/14	L	10-36	Oakland	47,186
9/20	W	36-24	Detroit	45,340
9/27	W	30-13	@ Green Bay (Mil.)	55,012
10/4	W	24-21	Chicago	43,827
10/11	W	33-31	@ San Diego	50,708
10/18	W	35-23	Philadelphia	45,459
10/25	L	17-30	@ St. Louis Cards	48,039
11/2	L	17-19	@ Denver	74,834
11/8	W	25-10	Tampa Bay	47,083
11/15	W	20-10	New Orleans	42,215
11/23	L	30-31	@ Atlanta	54,086
11/29	L	23-35	Green Bay	46,025
12/6	L	9-10	@ Chicago	50,766
12/12	L	7-45	@ Detroit	79,428
12/20	L	6-10	Kansas City	41,110

USUAL STARTERS () GAMES STARTED

OFFENSE

WR Ahmad Rashad (15)
LT Steve Riley (16)
LG Jim Hough (13)
C Dennis Swilley (15)
RG Wes Hamilton (16)
RT Ron Yary (16)
TE Joe Sener (16)
WR Sammy White (16)
QB Tommy Kramer (14)
RB Ted Brown (16)
RB Rickey Young (13)

DEFENSE

DE Mark Mullaney (15)
NT James White (16)
DE Doug Martin (9)
LB Matt Blair (16)
LB Jeff Siemon (16)
LB Scott Studwell (16)
LB Fred McNeill (16)
CB John Turner (10)
CB Willie Teal (16)
SS Tommy Hannon (16)
FS Kurt Knoff (16)

	Min.	Opp.
Total First Downs	343	299
Rushing	91	117
Passing	217	163
Penalty	35	19
3rd Down: Made/Att.	83/266	86/226
3rd Down: Pct.	31.2	38.1
4th Down: Made/Att.	10/16	10/15
4th Down: Pct.	62.5	66.7
Possession Avg.	28.54	31.06
Total Net Yards	5,845	5,373
Avg. Per Game	365.3	335.8
Total Plays	1,129	1,054
Avg. Per Play	5.2	5.1
Net Yards Rushing	1,512	2,045
Avg. Per Game	94.5	127.8
Total Rushes	391	540
Net Yards Passing	4,333	3,328
Avg. Per Game	270.8	208.0
Sacked/Yards Lost	29/234	33/271
Gross Yards Passing	4,567	3,599
Att./Completions	709/382	481/265
Completion Percentage	53.9	55.1
Had Intercepted	29	16
Punts/Average	58/41.4	84/40.7
Net Punting Avg.	88/34.4	84/36.6
Penalties/Yards	109/865	115/991
Fumbles/Ball Lost	38/21	27/19
Touchdowns	37	46
Rushing	8	15
Passing	27	26
Returns	2	5

Score by Periods	1	2	3	4	OT	T
VIKINGS	44	129	75	77	0	325
OPPONENTS	70	84	89	126	0	369

Scoring	Ru	Re	Rt	1 pt.	2 pt.	FG	S	T
Danmeier	0	0	0	34/37	-	21/25	0	97
Brown	6	2	0	0/0	-	0/0	0	48
Senser	0	8	0	0/0	-	0/0	0	48
Rashad	0	7	0	0/0	-	0/0	0	42
Bruer	0	3	0	0/0	-	0/0	0	18
White	0	3	0	0/0	-	0/0	0	18
Gailbreath	2	0	0	0/0	-	0/0	0	12
LeCount	0	2	0	0/0	-	0/0	0	12
Young	0	2	0	0/0	-	0/0	0	12
Holloway	0	0	1	0/0	-	0/0	0	6
Payton	0	0	1	0/0	-	0/0	0	6
Hannon	0	0	0	0/0	-	0/0	1	2
White	0	0	0	0/0	-	0/0	1	2
Williams	0	0	0	0/0	-	0/0	1	2
VIKINGS	8	27	2	34/37	-	21/25	3	325
OPPONENTS	15	26	5	42/46	-	17/27	0	369

Field Goals	1-19	20-29	30-39	40-49	50+
Danmeier	1/1	5/6	11/12	4/6	0/0
OPPONENTS	1/1	9/11	4/8	3/6	0/1

Danmeier: (25G,45G)(37G)(39G,20G)(34G,30G,25G,34N)(43G)(28G,38G)(36G)(32G,46N)(33G,38G,41G)(35G,19G)(27N)(22G)(40N)(43G,33G)
Opponents: (47N)(21G)(32N,25G)(24G,46N,27N)(26G)(31N,39G)(30G)(19G,23G,50N,46G)(28N,42G,49G)(44N,27G)(24G)(32G)(34N,28G)(26G)(30G,33N)

Rushing	Att.	Yds.	Avg.	Lg	TD	
Brown	274	1,063	3.9	34	6	
Gailbreath	42	198	4.7	21	2	
Young	47	129	2.7	13	0	
LeCount	3	51	17.0	38	0	
Redwine	5	20	4.0	8	0	
Lewis	1	16	16.0	16	0	
Dils	4	14	3.5	7	0	
Kramer	10	13	1.3	7	0	
Harrell	1	7	7.0	7	0	
Senser	1	2	2.0	2	0	
Siemon	1	0	0.0	0	0	
White	2	-1	-0.5	1	0	
VIKINGS	391	1,512	3.9	38	8	
OPPONENTS	540	2,045	3.8	37	15	
Receiving	No.	Yds.	Avg.	Long	TD	
Brown	83	694	8.4	63	2	
Senser	79	1,004	12.7	53	8	
White	66	1,001	15.2	53	3	
Rashad	58	884	15.2	53	7	
Young	43	296	6.9	22	2	
LeCount	24	425	17.7	43	2	
Gailbreath	18	144	8.0	18	0	
Bruer	7	38	5.4	20	3	
Lewis	2	58	29.0	52	0	
Harrell	2	23	11.5	17	0	
VIKINGS	382	4,567	11.9	63	27	
OPPONENTS	265	3,599	13.6	61	26	
Punt Returns	No.	FC	Yds	Avg	Long	TD
Payton	38	8	303	8.0	28	0
White	1	0	0	0.0	0	0
Hannon	0	1	0	0.0	0	0
Nord	0	1	0	0.0	0	0
VIKINGS	39	10	303	7.8	28	0
OPPONENTS	46	9	399	8.7	49	0

Kickoff Returns	No.	Yds	Avg	Long	TD			
Payton	39	898	23.0	99	1			
Nord	14	229	16.4	27	0			
McDole	11	170	15.5	22	0			
Gailbreath	1	16	16.0	16	0			
Young	1	15	15.0	15	0			
Blair	1	0	0.0	0	0			
VIKINGS	67	1,328	19.8	99	1			
OPPONENTS	62	1,260	20.3	40	0			
Punting	No.	Yds	Avg	Net	TB	I20	LG	BK
Coleman	88	3,646	41.4	34.4	11	17	73	0
OPPONENTS	84	3,415	40.7	36.6	2	24	61	1

Defensive Leaders:

Tackles- Studwell (230), Blair (220), Hannon (169), McNeill (146), Siemon (129)

Sacks- Blair (6), Holloway (6), Martin (6), White (4), McNeill (3), Mullaney (3).

Interceptions- Hannon (4), Teal (4), Knoff (3), McNeill (2), Swann (2), Blair (1).

Passing	Att.	Cmp.	Yards	Pct	Yd./Att.	TD	TD%	Int.	Int%	Lg	Sack/Lost	Rating
Kramer	593	322	3,912	54.3	6.60	26	4.4	24	4.0	63	19/149	72.6
Dils	102	54	607	52.9	5.95	1	1.0	2	2.0	44	8/66	66.1
Wilson	13	6	48	46.2	3.69	0	0.0	2	15.4	22	2/19	16.3
Brown	1	0	0	0.0	0.0	0	0.0	1	100.0	0	0/0	0.0
VIKINGS	709	382	4,567	53.9	6.44	27	3.8	29	4.1	63	29/234	69.5
OPPONENTS	481	265	3,599	55.1	7.48	26	5.4	16	3.3	61	33/271	83.3

1982

Coach: Bud Grant

Record: 5-4

9/12	W	17-10	Tampa Bay	58,440
9/16	L	22-23	@ Buffalo	77,753
11/21	L	7-26	@ Green Bay (Mil.)	44,681
11/28	W	35-7	Chicago	54,724
12/5	L	14-22	@ Miami	45,721
12/12	W	13-10	Baltimore Colts	53,981
12/19	W	34-31	@ Detroit	73,058
12/26	L	14-42	NV Jets	58,672
1/3	W	31-27	Dallas	60,007

USUAL STARTERS () GAMES STARTED

OFFENSE

WR Ahmad Rashad (7)
LT Steve Riley (9)
LG Jim Hough (9)
C Dennis Swilley (9)
RG Wes Hamilton (9)
RT Tim Irwin (9)
TE Jos Senser (9)
WR Sammy White (6)
QB Tommy Kramer (9)
RB Tony Galbreath (5)
RB Ted Brown (8)

DEFENSE

DE Doug Martin (9)
NT Charlie Johnson (6)
DE Mark Mullaney (9)
LB Matt Blair (9)
LB Dennis Johnson (9)
LB Scott Studwell (8)
LB Fred McNeill (9)
CB John Swain (5)
CB Willie Teal (9)
SS Tommy Hannon (9)
FS John Turner (9)

Total First Downs		Minn.	Opp.					
Rushing		167	159					
Passing		52	53					
Penalty		107	87					
		8	19					
3rd Down: Made/Att.		43/132	42/124					
3rd Down: Pct		32.6	33.9					
4th Down: Made/Att.		6/10	4/11					
4th Down: Pct.		60.0	36.4					
Possession Avg.		30:51	29:09					
Total Net Yards		2,879	2,895					
Avg. Per Game		319.9	321.7					
Total Plays		601	582					
Avg. Per Play		4.8	5.0					
Net Yards Rushing		912	1,020					
Avg. Per Game		101.3	113.3					
Total Rushes		245	260					
Net Yards Passing		1,967	1,875					
Avg. Per Game		218.6	208.3					
Sacked/Yards Lost		22/138	30/231					
Gross Yards Passing		2,105	2,106					
Att./Completions		334/187	292/157					
Completion Percentage		56.0	53.8					
Had Intercepted		12	12					
Punts/Average		58/41.1	50/41.8					
Net Punting Avg.		58/36.0	50/36.7					
Penalties/Yards		62/496	51/399					
Fumbles/Ball Lost		12/5	22/9					
Touchdowns		23	24					
Rushing		6	8					
Passing		15	11					
Returns		2	5					
Score by Periods	1	2	3	4	OT	T		
VIKINGS	16	86	27	58	0	187		
OPPONENTS	26	54	42	76	0	198		
Scoring	Ru	Re	Rt	1 pt.	2 pt.	FG	S	T
Dannmeier	0	0	0	23/23	-	8/14	0	47
White	0	5	0	0/0	-	0/0	0	30
Kramer	3	0	0	0/0	-	0/0	0	18
Lewis	0	3	0	0/0	-	0/0	0	18
Brown	1	2	0	0/0	-	0/0	0	18
Bruer	0	2	0	0/0	-	0/0	0	12
Young	1	1	0	0/0	-	0/0	0	12
Galbreath	1	0	0	0/0	-	0/0	0	6
LeCount	0	1	0	0/0	-	0/0	0	6
Senser	0	1	0	0/0	-	0/0	0	6
Johnson	0	0	1	0/0	-	0/0	0	6
Turner	0	0	1	0/0	-	0/0	0	6
Mullaney	0	0	0	0/0	-	0/0	1	2
VIKINGS	6	15	2	23/23	-	8/14	1	187
OPPONENTS	8	11	5	21/24	-	11/19	0	198
Field Goals	1-19	20-29	30-39	40-49	50+			
Dannmeier	0/0	4/5	1/2	3/6	0/1			
OPPONENTS	1/1	5/6	3/5	1/5	1/2			
Dannmeier: (42N,33G)(43G,42G)(1)(1)(40N,40N,23G,40G)(33N,20G,25G)(51N,25B)(38N)								
Opponents: (50N,51G,48N)(21G,43N)(18G,32G)(34N)(34G,28G,35N,24G)(39G,25B)(24G)(43N)(47N,42G,22G)								

Pushing	Att.	Yds.	Avg.	Lg	TD			
Brown	120	515	4.3	30	1			
Nelson	44	136	3.1	18	0			
Galbreath	39	116	3.0	12	1			
Kramer	21	77	3.7	18 1/2	3			
Young	16	49	3.0	11	0			
Coleman	1	15	15.0	15	0			
Dils	1	5	5.0	5	0			
Redwine	2	2	1.0	2	0			
LeCount	1	-3	-3.0	-3	0			
VIKINGS	245	912	3.7	30	6			
OPPONENTS	260	1,020	3.9	99 1/2	8			
Receiving	No.	Yds.	Avg.	Long	TD			
Brown	31	207	6.7	92	2			
White	29	503	17.3	65	5			
Senser	29	261	9.0	22	1			
Rashad	23	233	10.1	21	0			
Galbreath	17	153	9.0	32	0			
LeCount	14	179	12.8	28	1			
McCullum	12	131	10.9	21	0			
Nelson	9	100	11.1	22	0			
Lewis	8	150	18.8	39 1/2	3			
Bruer	8	102	12.8	24	2			
Young	4	44	11.0	25 1/2	1			
Jordan	3	42	14.0	29	0			
VIKINGS	187	2,105	11.3	65	15			
OPPONENTS	157	2,105	13.4	70 1/2	11			
Punt Returns	No.	FC	Yds	Avg	Long	TD		
Payton	22	5	179	8.1	35	0		
Bess	2	0	17	8.5	11	0		
Hannon	0	1	0	0.0	0	0		
VIKINGS	24	6	196	8.2	35	0		
OPPONENTS	30	6	176	5.9	26	0		
Kickoff Returns	No.	Yds	Avg	Long	TD			
Redwine	12	286	23.8	76	0			
Payton	12	271	22.6	32	0			
Nelson	6	132	22.0	33	0			
Nord	3	43	14.3	19	0			
Hartell	2	21	10.5	17	0			
McDole	1	26	26.0	26	0			
Elshire	1	7	7.0	7	0			
VIKINGS	37	786	21.2	76	0			
OPPONENTS	37	663	17.9	30	0			
Punting	No.	Yds	Avg	Net	TB	I20	LG	BK
Coleman	58	2,384	41.1	36.0	6	7	67	0
OPPONENTS	50	2,092	41.8	36.7	3	10	59	0
Defensive Leaders:								
Tackles- Studwell (122), Blair (93), Hannon (75), Johnson (71), McNeill (63).								
Sacks- Martin (10.5), Mullaney (4.5), Holloway (4), White (4), Blair (2), Studwell (2).								
Interceptions- Teal (4), Swain (2), Turner (2), Holloway (1), Knoff (1), Martin (1), McNeill (1), Studwell (1).								

Passing	Att.	Cmp.	Yards	Pct	Yd./Att.	TD	TD%	Int.	Int%	Lg	Sack/Lost	Rating
Kramer	308	176	2,037	57.1	6.61	15	4.9	12	3.9	65	21/130	77.3
Dils	26	11	68	42.3	2.61	0	0.0	0	0.0	12	1/8	49.8
VIKINGS	334	187	2,105	56.0	6.30	15	4.5	12	3.6	65	22/138	75.0
OPPONENTS	292	157	2,106	53.8	7.21	11	3.8	12	4.1	70 1/2	30/231	72.4

9/4	W	27-21	@ Cleveland	70,087
9/8	L	17-48	@ San Francisco	58,167
9/18	W	19-16 OT	@ Tampa Bay	47,567
9/25	@	20-17	Detroit	58,254
10/2	L	24-37	Dallas	62,136
10/9	W	23-14	@ Chicago	59,632
10/16	W	34-14	Houston Oilers	58,910
10/23	W	20-17 OT	@ Green Bay	55,236
10/30	L	31-41	@ St. Louis Cards	38,796
11/6	L	12-17	Tampa Bay	59,239
11/13	L	21-29	Green Bay	60,113
11/20	W	17-14	@ Pittsburgh	58,417
11/27	L	16-17	@ New Orleans	59,502
12/5	L	2-13	@ Detroit	79,169
12/11	L	13-19	Chicago	57,880
12/17	W	20-14	Cincinnati	51,565

USUAL STARTERS () GAMES STARTED

OFFENSE	DEFENSE
WR Terry LeCount (10)	DE Doug Martin (16)
LT Steve Riley (15)	NT Charlie Johnson (16)
LG Jim Hough (16)	DE Neil Elshire (10)
C Dennis Swilley (16)	LB Matt Blair (16)
RG Wes Hamilton (15)	LB Scott Stidwell (16)
RT Tim Irwin (16)	LB Dennis Johnson (16)
TE Bob Bruer (10)	LB Fred McNeil (16)
WR Sammy White (10)	CB John Swain (7)
QB Steve Dils (12)	QB Willie Teal (16)
RB Darrin Nelson (10)	SS Tommy Hannon (16)
RB Ted Brown (8)	FS John Turner (15)

	Minn.	Opp.
Total First Downs	303	318
Rushing	112	147
Passing	169	150
Penalty	22	21
3rd Down: Made/Att.	64/217	95/235
3rd Down: Pct.	29.5	40.4
4th Down: Made/Att.	11/18	12/17
4th Down: Pct.	61.1	70.6
Possession Avg.	28:47	31:13
Total Net Yards	5,019	5,487
Avg. Per Game	313.7	342.9
Total Plays	1,067	1,104
Avg. Per Play	4.7	5.0
Net Yards Rushing	1,808	2,584
Avg. Per Game	113.0	161.5
Total Rushes	470	579
Net Yards Passing	3,211	2,903
Avg. Per Game	200.7	181.4
Sacked/Yards Lost	43/303	47/326
Gross Yards Passing	3,514	3,229
Att./Completions	555/310	478/263
Completion Percentage	55.9	55.0
Had Intercepted	22	25
Punts/Average	91/41.5	77/42.0
Net Punting Avg.	91/36.5	77/34.5
Penalties/Yards	90/748	92/759
Fumbles/Ball Lost	33/10	33/23
Touchdowns	34	42
Rushing	17	16
Passing	15	23
Returns	2	3

Score by Periods	1	2	3	4	OT	T		
VIKINGS	85	85	65	75	6	316		
OPPONENTS	71	119	72	86	0	348		
Scoring	Ru	Re	Rt	1 pt.	2 pt.	FG	S	T
Ricardo	0	0	0	33/34	-	25/33	0	108
Brown	10	1	0	0/0	-	0/0	0	66
Galbreath	4	2	0	0/0	-	0/0	0	36
White	0	4	0	0/0	-	0/0	0	24
Young	2	0	0	0/0	-	0/0	0	12
Bruer	0	2	0	0/0	-	0/0	0	12
LeCount	0	2	0	0/0	-	0/0	0	12
Jordan	0	2	0	0/0	-	0/0	0	12
McCullum	0	2	0	0/0	-	0/0	0	12
Nelson	1	0	0	0/0	-	0/0	0	6
Huffman	0	0	1	0/0	-	0/0	0	6
Johnson	0	0	1	0/0	-	0/0	0	6
Sendlein	0	0	0	0/0	-	0/0	1	2
Team	0	0	0	0/0	-	0/0	1	2
VIKINGS	17	15	2	33/34	-	25/33	2	316
OPPONENTS	16	23	3	40/42	-	18/27	1	348

Field Goals	1-19	20-29	30-39	40-49	50+
Ricardo	0/0	9/10	12/14	4/9	0/0
OPPONENTS	0/0	4/4	3/6	9/13	2/4
Ricardo: (23G,38G)(32G)(29G,27G,38G,42G)(27G,24G)(41G)(22G,32G,30G)(44G,28G,48N)(44G,37N,32G)(39G)(47N,21G)(31N)(23N,39G)(31G,27G,32G,47N)(47N)(30G,29G,46N))					
Opponents: ((38G,32G)(47N,40G,33N)(24G)(45G,53N,45G,35G)(42N)((47B,48G)(52G,47G)(29G)(46G,40G)((25G)50G,42G)(42G,35N,22G)) (35N,44N,52N)					

Rushing	Att.	Yds.	Avg.	Lg	TD			
Nelson	154	642	4.2	56f	1			
Brown	120	476	4.0	43	-10			
Galbreath	113	474	4.2	52f	4			
Young	39	90	2.3	9	2			
Redwine	10	48	4.8	21	0			
LeCount	2	42	21.0	40	0			
Dils	16	28	1.8	8	0			
Jones	1	9	9.0	9	0			
White	1	7	7.0	7	0			
Kramer	8	3	0.4	8	0			
Lewis	1	2	2.0	2	0			
Manning	1	-1	-1.0	-1	0			
Wilson	3	-3	-1.0	2	0			
Coleman	1	-9	-9.0	-9	0			
VIKINGS	470	1,808	3.8	56f	17			
OPPONENTS	579	2,584	4.5	75f	16			
Receiving	No.	Yds.	Avg.	Long	TD			
Nelson	51	618	12.1	68f	0			
Galbreath	45	348	7.7	23	2			
Brown	41	357	8.7	25	1			
Bruer	31	315	10.2	26	2			
White	29	412	14.2	43	4			
LeCount	21	318	15.1	49	2			
McCullum	21	314	15.0	49f	2			
Young	21	193	9.2	48	0			
Jordan	15	212	14.1	28	2			
Casper	13	172	13.2	34	0			
Lewis	12	127	10.6	18	0			
Jones	6	95	15.8	47	0			
McDole	3	29	9.7	10	0			
Redwine	1	4	4.0	4	0			
VIKINGS	310	3,514	11.3	68f	15			
OPPONENTS	263	3,229	12.3	52	23			
Punt Returns	No.	FC	Yds	Avg	Long	TD		
Bess	21	10	158	7.5	23	0		
Lewis	3	3	52	17.3	34	0		
Bell	0	2	0	0.0	0	0		
VIKINGS	24	15	210	8.8	34	0		
OPPONENTS	40	10	297	7.4	37	0		
Kickoff Returns	No.	Yds	Avg	Long	TD			
Redwine	38	838	22.1	41	0			
Nelson	18	445	24.7	50	0			
Huffman	3	42	14.0	15	0			
Young	3	27	9.0	15	0			
Bess	2	44	22.0	30	0			
Jones	2	31	15.5	16	0			
Lewis	1	25	25.0	25	0			
Bell	1	14	14.0	14	0			
VIKINGS	68	1,466	21.6	50	0			
OPPONENTS	70	1,392	19.9	53	0			
Punting	No.	Yds	Avg	Net	Bt	I20	LG	BK
Coleman	91	3,780	41.5	36.5	8	28	65	0
OPPONENTS	72	3,027	42.0	34.5	8	19	64	5

Defensive Leaders:

Tackles: Stidwell (216), Blair (191), Hannon (105), McNeil (143), Johnson (123).

Sacks: Martin (12), Elshire (9.5), Holloway (7.5), Blair (5), Mullaney (3).

Interceptions: Turner (6), Swain (6), Bess (3), Teal (3), Browner (2), Blair (1), Johnson (1), Lee (1), Nord (1), White (1).

Passing	Att.	Cmp.	Yards	Pct	Yd./Att.	TD	TD%	Int.	Lg	Sack/Lost	Rating
Dils	444	239	2,840	53.8	6.40	11	2.5	16	3.6	68f	66.8
Kramer	82	55	550	67.1	6.71	3	3.7	4	4.9	49	77.8
Wilson	28	16	124	57.1	4.43	-1	3.6	2	7.1	36	50.3
LeCount	1	0	0	0.0	0.0	0	0.0	0	0.0	0	39.6
VIKINGS	555	310	3,514	55.9	6.33	15	2.7	22	4.0	68f	67.5
OPPONENTS	478	263	3,229	55.0	6.76	23	4.8	25	5.4	74f	70.8

9/2	L	13-42	San Diego	57,276
9/9	L	17-19	@ Philadelphia	55,942
9/16	W	27-20	Atlanta	53,995
9/23	W	29-28	@ Detroit	57,511
9/30	L	12-20	Seattle	57,171
10/7	L	31-35	@ Tampa Bay	47,405
10/14	L	20-23	@ LA Raiders	49,276
10/21	L	14-16	@ Chicago	57,353
10/28	L	7-16	@ Chicago	57,517
11/4	W	27-24	Tampa Bay	54,949
11/11	L	17-45	@ Green Bay (Mil.)	52,931
11/18	L	21-42	@ Denver	74,716
11/25	L	3-34	Chicago	56,881
11/29	L	17-31	Washington	55,017
12/8	L	7-51	@ San Francisco	61,384
12/16	L	14-38	Green Bay	51,197

USUAL STARTERS () GAMES STARTED

OFFENSE		DEFENSE	
WR Sammy White (11)		DE Neil Elshire (10)	
LT Steve Riley (16)		NT Charlie Johnson (15)	
LG Curtis Rouse (15)		DE Mark Mullaney (6)	
C Ron Sams (10)		LB Matt Blair (9)	
RG Terry Tausch (16)		LB Scott Studwell (15)	
RT Tim Irwin (16)		LB Dennis Johnson (15)	
TE Steve Jordan (14)		LB Fred McNeil (13)	
WR Mike Jones (14)		CB John Swain (10)	
QB Tommy Kramer (9)		CB Rufus Bess (13)	
RB Alfred Anderson (14)		SS Tommy Hannon (16)	
RB Ted Brown (9)		FS Carl Lee (14)	

	Minn.	Opp.
Total First Downs	289	342
Rushing	111	144
Passing	150	182
Penalty	28	16
3rd Down: Made/Att.	78/225	97/213
3rd Down: Pct.	34.7	45.5
4th Down: Made/Att.	10/19	10/14
4th Down: Pct.	52.6	71.4
Possession Avg.	28:14	31:46
Total Net Yards	4,716	6,352
Avg. Per Game	294.8	397.0
Total Plays	1,041	1,062
Avg. Per Play	4.5	6.0
Net Yards Rushing	1,844	2,573
Avg. Per Game	115.3	160.8
Total Rushes	444	547
Net Yards Passing	2,872	3,779
Avg. Per Game	179.5	236.2
Sacked/Yards Lost	64/465	25/175
Gross Yards Passing	3,337	3,954
Att./Completions	533/281	490/319
Completion Percentage	52.7	65.1
Had Intercepted	25	11
Punts/Average	82/42.4	68/40.8
Net Punting Avg.	82/36.5	68/35.6
Penalties/Yards	90/762	113/1,047
Fumbles/Ball Lost	39/16	35/18
Touchdowns	31	59
Rushing	10	20
Passing	18	35
Returns	3	4

Score by Periods	1	2	3	4	OT	T
VIKINGS	59	60	79	78	0	276
OPPONENTS	137	146	109	92	0	484

Scoring	Ru	Re	1 pt.	2 pt.	FG	S	T
Stenerud	0	0	0	30/31	-	20/23	0
Brown	3	3	0	0/0	-	0/0	0
Nelson	3	1	0	0/0	-	0/0	0
Lewis	0	4	0	0/0	-	0/0	0
Anderson	2	1	0	0/0	-	0/0	0
Jordan	1	2	0	0/0	-	0/0	0
Mularkey	0	2	0	0/0	-	0/0	0
Rice	1	1	0	0/0	-	0/0	0
Collins	0	1	0	0/0	-	0/0	0
Kramer	0	1	0	0/0	-	0/0	0
Jones	0	1	0	0/0	-	0/0	0
White	0	1	0	0/0	-	0/0	0
Browner	0	0	1	0/0	-	0/0	0
Martin	0	0	1	0/0	-	0/0	0
Teal	0	0	1	0/0	-	0/0	0
VIKINGS	10	18	3	30/31	-	20/23	0
OPPONENTS	20	35	4	58/59	-	24/28	0

Field Goals	1-19	20-29	30-39	40-49	50+
Stenerud	2/2	3/3	9/9	3/5	3/4
OPPONENTS	1/1	7/9	8/8	8/9	0/1

Stenerud	(426,526)(386)(226,546,53N)(356,326,376,346,196)(436,446,286,346)(206)(1)(46N)(306,536)(396,46N)(196)(316)(1)
Opponents:	(288)(276,376,496,376)(336,436)(416,316)(448,226,246,206)(446,416)(196,53N)(476)(246N)(456,376)(206,27N)(416,256,386)(306)

Rushing	Att.	Yds.	Avg.	Lg	TD
Anderson	201	773	3.8	23	2
Brown	98	442	4.5	19	3
Darrin Nelson	80	406	5.1	39	3
Rice	14	58	4.1	16	1
Jones	4	45	11.3	30	0
Manning	11	42	3.8	16	0
Wilson	9	30	3.3	12	0
Waddy	3	24	8.0	11	0
Coleman	2	11	5.5	13	0
Lewis	2	11	5.5	6	0
Kramer	15	9	0.6	14	0
Jordan	1	4	4.0	4	0
David Nelson	1	3	3.0	3	0
Collins	3	-14	-4.7	1	0
VIKINGS	444	1,844	4.2	39	0
OPPONENTS	547	2,573	4.7	50	20
Receiving	No.	Yds.	Avg.	Long	TD
Lewis	47	830	17.7	56	4
Brown	46	349	7.6	35	3
Jones	38	591	15.6	70	1
Jordan	38	414	10.9	26	2
Darrin Nelson	27	162	6.0	17	1
White	21	399	19.0	47	1
Anderson	17	102	6.0	28	1
Senser	15	110	7.3	26	0
Mularkey	14	134	9.6	26	2
Collins	11	143	13.0	43	1
Rice	4	59	14.8	24	1
Kramer	1	20	20.0	20	1
LeCount	1	14	14.0	14	0
Hasselbeck	1	10	10.0	10	0
VIKINGS	281	3,337	11.9	70	18
OPPONENTS	319	3,954	12.4	68	35

Punt Returns	No.	FC	Yds	Avg	Long	TD
Darrin Nelson	23	9	180	7.8	21	0
Lewis	4	1	31	7.8	13	0
Bess	2	0	9	4.5	7	0
Teal	1	0	0	0.0	0	0
Waddy	1	0	3	3.0	3	0
VIKINGS	31	10	217	7.0	21	0
OPPONENTS	49	8	437	8.9	24	0

Kickoff Returns	No.	Yds	Avg	Long	TD
Darrin Nelson	39	891	22.8	47	0
Anderson	30	639	21.3	41	0
Waddy	3	64	21.3	31	0
Bess	3	47	15.7	19	0
Rice	3	34	11.3	13	0
Smith	2	26	13.0	15	0
Rouse	2	22	11.0	15	0
Turner	2	21	10.5	14	0
Lewis	1	31	31.0	31	0
David Nelson	1	0	0.0	0	0
VIKINGS	86	1,775	20.6	47	0
OPPONENTS	59	1,281	21.7	43	0

Punting	No.	Yds	Avg	Net	TB	I20	LG	BK
Coleman	82	3,473	42.4	36.5	2	16	62	0
OPPONENTS	68	2,777	40.8	35.6	7	17	61	0

Defensive Leaders:

Tackles: Studwell (215), Hannon (153), Johnson (113), Bess (104), Lee (100).

Sacks: Holloway (5), Johnson (5), Elshire (3), Haines (2), Mularkey (2).

Interceptions: Bess (3), Swain (2), Browner (1), Hannon (1), Lee (1).

McNeil (1), Studwell (1), Teal (1).

Passing	Att.	Cmp.	Yards	Pct	Yd./Att.	TD	TD%	Int.	Int%	Lg	Sack/Lost	Rating
Kramer	236	124	1,678	52.5	7.11	9	3.8	10	4.2	70	24/146	70.6
Wilson	195	102	1,019	52.3	5.22	5	2.6	11	5.6	38	20/159	52.5
Manning	94	52	545	55.3	5.79	2	2.1	3	3.1	56	18/133	66.1
Anderson	7	3	95	42.8	13.6	2	28.6	1	14.3	43	2/8	89.9
Coleman	1	0	0	0.0	0.0	0	0.0	0	0.0	0	0/0	39.6
VIKINGS	533	281	3,337	52.7	6.26	18	3.4	25	4.6	70	64/465	63.8
OPPONENTS	490	319	3,954	65.1	8.07	35	7.1	11	2.2	68	25/175	104.4

9/6	W	28-21	San Francisco	57,375
9/15	W	31-16	@ Tampa Bay	46,188
9/19	L	24-33	Chicago	61,242
9/29	W	27-20	@ Buffalo	45,667
10/6	L	10-13	@ LA Rams	61,139
10/13	L	17-20	@ Green Bay (Mil.)	54,674
10/20	W	21-17	San Diego	61,670
10/27	L	9-27	@ Chicago	63,815
11/3	W	16-13	Detroit	58,012
11/10	L	17-27	Green Bay	59,970
11/17	L	21-41	@ Detroit	58,012
11/24	L	23-30	New Orleans	54,117
12/1	W	28-23	@ Philadelphia	54,688
12/8	W	26-7	Tampa Bay	51,593
12/15	L	13-14	@ Atlanta	14,167
12/22	L	35-37	Philadelphia	49,722

USUAL STARTERS (I) GAMES STARTED

OFFENSE

WR Leo Lewis (10)
LT Curtis Rouse (13)
LG Brent Boyd (14)
C Dennis Swilley (13)
RG Terry Tausch (15)
RT Tim Irwin (16)
TE Steve Jordan (16)
WR Anthony Carter (14)
QB Tommy Kramer (15)
RB Ted Brown (9)
RB Darrin Nelson (10)

DEFENSE

DE Doug Martin (15)
NT Tim Newton (14)
DE Mark Mullaney (13)
LB Chris Doleman (13)
LB Scott Studwell (12)
LB Dennis Fowlkes (8)
LB Chris Martin (12)
CB Willie Teal (16)
CB Rufus Bess (11)
SS Joey Browner (16)
FS Keith Nord (13)

	Min.	Opp.
Total First Downs	317	324
Rushing	95	139
Passing	189	163
Penalty	33	22
3rd Down: Made/Att.	81/206	97/223
3rd Down: Pct.	39.3	43.5
4th Down: Made/Att.	9/13	8/13
4th Down: Pct.	69.2	61.5
Possession Avg.	28:07	31:53
Total Net Yards	5,151	5,464
Avg. Per Game	321.9	341.5
Total Plays	1,027	1,065
Avg. Per Play	5.0	5.1
Net Yards Rushing	1,516	2,223
Avg. Per Game	94.8	138.8
Total Rushes	406	542
Net Yards Passing	3,635	3,241
Avg. Per Game	227.2	202.6
Sacked/Yards Lost	45/296	33/223
Gross Yards Passing	3,931	3,464
Att./Completions	576/311	490/280
Completion Percentage	54.0	57.1
Halt Intercepted	29	22
Punts/Average	67/42.8	65/41.4
Net Punting Avg.	67/36.7	65/34.2
Penalties/Yards	88/690	123/1,000
Fumbles/Ball Lost	27/18	37/22
Touchdowns	43	39
Rushing	19	16
Passing	22	20
Returns	2	3

Score by Periods		1	2	3	4	OT	T
VIKINGS		44	91	83	128	0	346
OPPONENTS		81	92	96	90	0	359
Scoring	Ru	Re	Rt	1 pt.	2 pt.	FG	S
Stenerud	0	0	0	41/43	-	15/26	0
Brown	7	3	10	0/0	-	0/0	0
Carter	0	8	0	0/0	-	0/0	0
Nelson	5	1	0	0/0	-	0/0	0
Anderson	4	1	0	0/0	-	0/0	0
Jones	0	4	0	0/0	-	0/0	0
Rice	3	1	0	0/0	-	0/0	0
Lewis	0	3	0	0/0	-	0/0	0
Browner	0	0	1	0/0	-	0/0	0
Mularkey	0	1	0	0/0	-	0/0	0
Teal	0	0	1	0/0	-	0/0	0
Elshire	0	0	0	0/0	-	0/0	1
VIKINGS	19	22	2	41/43	-	15/26	1
OPPONENTS	16	20	3	38/39	-	39/37	0
Field Goals	1-19	20-29	30-39	40-49	50+		
Stenerud	1/2	10/11	3/7	1/5	0/1		
OPPONENTS	1/1	11/13	6/8	10/11	1/4		
Stenerud: ((31G)(25G))((28B,24G)(47N,18G)(30N,47N))((26G,49G,37N,28G)(51N,24G))((22G,22G,37G)(18N)(24G,24G,25G,35G,37N)(46N,48N,33B))							
Opponents: ((62N,25G)(24G,19G,34G,34N,31G,45N)(49G,28G)(43G,33G)(45G,22G)(42G)(40G,29G)(32G,35N,20G)(52N,46G,28G)(49G,51G)(26G,47G,45G)(29G,33G,28G)(55N)(24B,37B)(26G,43G,35G)							

Rushing	Att.	Yds.	Avg.	Lg	TD			
Nelson	200	893	4.5	37	5			
Brown	93	336	3.6	30	7			
Anderson	50	121	2.4	10	4			
Rice	31	104	3.4	15	3			
Kramer	27	54	2.0	11	0			
Jones	2	6	3.0	6	0			
Lewis	1	2	2.0	2	0			
Coleman	2	0	0.0	0	0			
VIKINGS	406	1,516	3.7	37	19			
OPPONENTS	542	2,223	4.1	59	16			
Receiving	No.	Yds.	Avg.	Long	TD			
Jordan	68	795	11.7	32	0			
Jones	46	641	13.9	44t	4			
Carter	43	821	19.1	57t	8			
Nelson	43	301	7.0	25t	1			
Brown	30	291	9.7	54t	3			
Lewis	29	442	15.2	43t	3			
Anderson	16	175	10.9	54t	1			
Mularkey	13	196	15.1	51t	1			
Rice	9	61	6.8	13	1			
White	8	76	9.5	15	0			
Rhymes	5	124	24.8	36	0			
Carroll	1	8	8.0	8	0			
VIKINGS	311	3,931	12.6	57t	22			
OPPONENTS	280	3,464	12.4	70t	20			
Punt Returns	No.	FC	Yds	Avg	Long	TD		
Nelson	16	3	133	8.3	21	0		
Carter	9	5	117	13.0	41	0		
VIKINGS	25	8	250	10.0	41	0		
OPPONENTS	36	3	328	9.1	21	0		
Kickoff Returns	No.	Yds	Avg	Long	TD			
Rhymes	53	1,345	25.4	88	0			
Rice	4	70	17.5	27	0			
Turner	4	61	15.3	18	0			
Nelson	3	51	17.0	26	0			
Bess	2	33	16.5	22	0			
Brown	1	7	7.0	7	0			
Browner	1	0	0.0	0	0			
Mularkey	0	9	0.0	9t	0			
VIKINGS	68	1,576	23.2	88	0			
OPPONENTS	69	1,491	21.6	48	0			
Punting	No.	Yds	Avg	Net	TB	I20	LG	BK
Coleman	67	2,867	42.8	36.7	4	12	62	0
OPPONENTS	65	2,694	41.4	34.2	11	10	65	1
Defensive Leaders:								
Tackles- Studwell (206), Browner (188), Fowlkes (114), Doleman (113), Newton (106).								
Sacks- Millard (11), Elshire (5), Martin (4), Martin (3.5), Mullaney (2), Newton (2).								
Interceptions- Turner (5), Lee (3), Teal (3), Bess (2), Browner (2.1), Newton (2), Studwell (2), Doleman (1), Holt (1).								

Passing	Att.	Cmp.	Yards	Pct	Yd./Att.	TD	TD%	Int.	Int%	Lg	Sack/Lost	Rating
Kramer	506	277	3,522	54.7	6.96	19	3.8	26	5.1	57t	39/255	67.8
Wilson	60	33	404	55.0	6.73	3	5.0	3	5.0	42t	4/28	71.8
Bono	10	1	5	10.0	0.50	0	0.0	0	0.0	5	2/13	39.6
VIKINGS	576	311	3,931	54.0	6.82	22	3.8	29	5.0	57t	45/296	67.3
OPPONENTS	490	280	3,464	57.1	7.07	20	4.1	22	4.5	70t	33/223	74.1

1986

Coach: Jerry Burns

Record: 9-7

9/7	L	10-13	Detroit	54,851
9/14	W	23-10	@ Tampa Bay	34,579
9/21	W	31-7	Pittsburgh	56,759
9/28	W	42-7	Green Bay	60,478
10/5	L	0-23	@ Chicago	63,291
10/12	W	27-24 OT	@ San Francisco	58,637
10/19	W	23-7	Chicago	62,851
10/26	L	20-23	Cleveland	59,133
11/2	L	38-44 OT	@ Washington	51,928
11/9	W	24-10	@ Detroit	53,725
11/16	L	20-22	NY Giants	62,003
11/23	L	20-24	@ Cincinnati	53,003
11/30	W	45-13	Tampa Bay	36,236
12/7	W	32-6	@ Green Bay	47,637
12/14	L	10-23	@ Houston Oilers	32,738
12/21	W	33-17	New Orleans	51,209

USUAL STARTERS () GAMES STARTED

OFFENSE

WR Anthony Carter (10)
LT Gary Zimmerman (16)
LG Jim Hough (16)
C Dennis Swilley (16)
RG Terry Tausch (16)
RT Tim Irwin (16)
TE Steve Jordan (16)
WR Leo Lewis (16)
QB Tommy Kramer (13)
RB Darrin Nelson (16)
RB Alfred Anderson (8)

DEFENSE

DE Doug Martin (15)
DT Tim Newton (8)
DT Keith Millard (15)
DE Mark Mullaney (9)
LB Chris Martin (10)
LB Scott Studwell (15)
LB David Howard (13)
CB Issiac Holt (15)
CB Carl Lee (16)
SS Joey Browner (16)
FS John Harris (15)

	Minn.	Opp.
Total First Downs	321	286
Rushing	114	106
Passing	186	155
Penalty	21	25
3rd Down: Made/Att.	89/212	80/217
3rd Down: Pct.	42.0	36.9
4th Down: Made/Att.	12/15	8/17
4th Down: Pct.	80.0	47.1
Possession Avg.	30.15	29.45
Total Net Yards	5,651	5,012
Avg. Per Game	353.2	313.3
Total Plays	1,024	1,013
Avg. Per Play	5.5	4.9
Net Yards Rushing	1,738	1,796
Avg. Per Game	108.6	112.3
Total Rushes	461	481
Net Yards Passing	3,913	3,216
Avg. Per Game	244.6	201.0
Sacked/Yards Lost	44/272	38/259
Gross Yards Passing	4,185	3,475
Att./Completions	519/290	494/276
Completion Percentage	55.9	55.9
Had Intercepted	15	24
Punts/Average	73/40.0	75/40.3
Net Punting Avg.	73/34.1	75/36.6
Penalties/Yards	96/890	98/791
Fumbles/Ball Lost	31/14	32/18
Touchdowns	48	28
Rushing	14	10
Passing	31	16
Returns		2

Score by Periods	1	2	3	4	OT	T		
VIKINGS	151	85	71	88	3	398		
OPPONENTS	60	75	43	89	6	273		
Scoring	Ru	Re	Rt	1 pt.	2 pt.	FG	S	T
Nelson	0	0	0	44/47	-	22/28	0	110
Carter	0	7	0	0/0	-	0/0	0	42
Nelson	4	3	0	0/0	-	0/0	0	42
Jordan	0	6	0	0/0	-	0/0	0	36
Rice	2	3	0	0/0	-	0/0	0	30
Anderson	2	2	0	0/0	-	0/0	0	24
Brown	4	0	0	0/0	-	0/0	0	24
Jones	0	4	0	0/0	-	0/0	0	24
Gustafson	0	2	0	0/0	-	0/0	0	12
Lewis	0	2	0	0/0	-	0/0	0	12
Mularkey	0	2	0	0/0	-	0/0	0	12
Kramer	1	0	0	0/0	-	0/0	0	6
Wilson	1	0	0	0/0	-	0/0	0	6
Browner	0	0	1	0/0	-	0/0	0	6
Doleman	0	0	1	0/0	-	0/0	0	6
Holt	0	0	1	0/0	-	0/0	0	6
VIKINGS	14	31	3	44/47	-	22/28	0	398
OPPONENTS	10	16	2	24/27	-	27/33	0	273

Field Goals	1-19	20-29	30-39	40-49	50+
Nelson	0/0	7/8	9/10	4/7	2/3
OPPONENTS	1/2	5/5	14/15	5/6	2/5
Nelson: (35G)(31G,35G,27G)(48G)(25B)(48N)(26G,28G)(29G)(33G,32G,45N)(39G)(46N,24G)(39G,44G,39N)(24G,35G)(53G)(28G,31G)(40G)(46G,51N,50G)					
Opponents: (33G,44N)(37G,53N)(X)(24G,42G,32G)(39G,38N)(X)(52G,19G,22G)(25G,51N,42G)(35G)(41G,37G,24G,60N,37G,33G)(19N,49N,40G)(39G,55G)(39G,20G)(31G,33G,36G)(39G)					

Rushing	Att.	Yds.	Avg.	Lg	TD			
Nelson	191	793	4.2	42	4			
Anderson	83	347	4.2	29	2			
Brown	63	251	4.0	60	4			
Rice	73	220	3.0	19	2			
Kramer	23	48	2.1	13	1			
Coleman	2	46	23.0	30	0			
Jones	1	14	14.0	14	0			
Wayne Wilson	8	14	1.8	6	0			
Carter	1	12	12.0	12	0			
Wade Wilson	13	9	0.7	13	1			
Lewis	3	16	5.3	2	0			
VIKINGS	461	1,738	3.8	60	14			
OPPONENTS	481	1,796	3.7	41	10			
Receiving	No.	Yds.	Avg.	Long	TD			
Jordan	58	859	14.8	68t	6			
Nelson	53	593	11.2	34	3			
Carter	38	686	18.1	60t	7			
Lewis	32	600	18.8	76t	2			
Rice	30	391	13.0	32t	3			
Jones	28	570	20.4	55t	4			
Anderson	17	179	10.5	37t	2			
Brown	15	132	8.8	20	0			
Mularkey	11	89	8.1	20	2			
Gustafson	5	61	12.2	28	2			
Rhymes	3	25	8.3	12	0			
VIKINGS	290	4,185	14.4	76t	31			
OPPONENTS	276	3,475	12.6	59	16			
Punt Returns	No.	FC	Yds	Avg	Long	TD		
Bess	23	10	162	7.0	15	0		
Lewis	7	4	53	7.6	13	0		
Rice	1	0	0	0.0	0	0		
Carter	0	1	0	0.0	0	0		
Morrell	0	2	0	0.0	0	0		
VIKINGS	31	17	215	6.9	15	0		
OPPONENTS	40	10	356	8.9	25	0		
Kickoff Returns	No.	Yds	Avg	Long	TD			
Bess	31	705	22.7	43	0			
Rhymes	9	213	23.7	34	0			
Rice	5	88	17.6	23	0			
Nelson	3	105	35.0	40	0			
Anderson	3	38	12.7	17	0			
Wayne Wilson	2	33	16.5	26	0			
Brown	2	18	9.0	17	0			
Irwin	1	0	0.0	0	0			
VIKINGS	56	1,200	21.4	43	0			
OPPONENTS	79	1,532	19.4	94	0			
Punting	No.	Yds	Avg	Net	TB	I20	LG	BK
Coleman	67	2,774	41.4	34.9	4	15	69	0
Wilson	2	76	38.0	24.3	0	0	46	1
Nelson	3	72	24.0	24.0	0	0	31	0
VIKINGS	73	2,992	40.0	34.1	4	15	69	1
OPPONENTS	75	3,021	40.3	36.6	3	27	61	3

Defensive Leaders:

Tackles- Browner (152), Studwell (110), Solomon (96), Newton (92), Harris (90).
Sacks- Millard (10.5), Martin (9), Newton (5), Robinson (3.5), Doleman (3).
Interceptions- Holt (8), Browner (4.1), Harris (3), Lee (3), Solomon (2), Bess (1), Doleman (1.1), Millard (1), Studwell (1).

Passing	Att.	Cmp.	Yards	Pct	Yd./Att.	TD	TD%	Int.	Int%	Lg	Sack/Lost	Rating
Kramer	372	208	3,000	55.9	8.06	24	6.5	10	2.7	76t	31/178	92.6
Wilson	143	80	1,165	55.9	8.15	7	4.9	5	3.5	39	13/94	84.4
Anderson	2	1	17	50.0	8.50	0	0.0	0	0.0	17	0/0	79.2
Bono	1	1	3	100.0	3.00	0	0.0	0	0.0	3	0/0	79.2
Rice	1	0	0	0.0	0.0	0	0.0	0	0.0	0	0/0	39.6
VIKINGS	519	290	4,185	55.9	8.06	31	6.0	15	2.9	76t	44/272	90.1
OPPONENTS	494	276	3,475	55.8	7.03	16	3.2	24	4.9	59	38/259	88.5

9/13	W	34-19	Detroit	57,061
9/20	W	21-16	@ LA Rams	63,367
10/4	L	16-23	Green Bay	13,911
10/11	L	7-27	@ Chicago	32,113
10/18	L	10-20	@ Tampa Bay	20,850
10/26	W	34-27	Denver	51,044
11/1	L	17-28	@ Seattle	61,134
11/8	W	31-20	LA Raiders	57,150
11/15	W	23-17	Tampa Bay	48,605
11/22	W	24-13	Atlanta	53,866
11/26	W	44-38 OT	@ Dallas	54,229
12/6	L	24-30	Chicago	62,331
12/13	L	10-16	@ Green Bay (Mil.)	47,059
12/20	W	17-14	@ Detroit	27,693
12/26	L	24-27 OT	Washington	59,160

	Minn.	Opp.
--	-------	------

Total First Downs	293	281
Rushing	129	95
Passing	136	159
Penalty	28	27
3rd Down: Made/Att.	76/204	76/206
3rd Down: Pct	37.3	36.9
4th Down: Made/Att.	6/12	2/10
4th Down: Pct	50.0	20.0
Possession Avg.	29:20	30:40
Total Net Yards	4,809	4,824
Avg. Per Game	320.6	321.6
Total Plays	950	979
Avg. Per Play	4.9	4.9
Net Yards Rushing	1,983	1,724
Avg. Per Game	132.2	114.9
Total Rushes	482	440
Net Yards Passing	2,826	3,100
Avg. Per Game	188.4	206.7
Sacked/Yards Lost	52/359	41/307
Gross Yards Passing	3,185	3,407
Att./Completions	446/232	498/278
Completion Percentage	52.0	55.8
Had Intercepted	23	26
Punts/Average	79/38.9	74/39.9
Net Punting Avg.	79/32.3	74/31.5
Penalties/Yards	96/814	107/904
Fumbles/Balls Lost	28/10	30/11
Touchdowns	42	38
Rushing	20	9
Passing	21	24
Returns	1	5

Score by Periods	1	2	3	4	OT	T
VIKINGS	52	81	100	97	6	336
OPPONENTS	36	106	87	103	3	335

Scoring	Ru	Re	Rt	1 pt.	2 pt.	FG	S	T
Nelson	0	0	0	36/37	-	13/24	0	75
Carter	0	7	0	0/0	-	0/0	0	42
Dozier	5	2	0	0/0	-	0/0	0	42
Wilson	5	0	0	0/0	-	0/0	0	30
Brim	1	2	0	0/0	-	0/0	0	18
Lewis	0	2	1	0/0	-	0/0	0	18
Anderson	2	0	0	0/0	-	0/0	0	12
Fennedy	2	0	0	0/0	-	0/0	0	12
Hilton	0	2	0	0/0	-	0/0	0	12
Jones	0	2	0	0/0	-	0/0	0	12
Jordan	0	2	0	0/0	-	0/0	0	12
Kramer	2	0	0	0/0	-	0/0	0	12
Nelson	2	0	0	0/0	-	0/0	0	12
Rice	1	1	0	0/0	-	0/0	0	12
Dawson	0	0	0	4/4	-	1/5	0	7
Womack	0	1	0	0/0	-	0/0	0	6
Stepanek	0	0	0	0/0	-	0/0	1	2
VIKINGS	20	21	1	40/41	-	14/29	1	336
OPPONENTS	9	24	5	35/38	-	24/31	0	335

Field Goals	1-19	20-29	30-39	40-49	50+
Nelson	0/0	10/12	2/4	0/6	1/2
Dawson	0/0	0/0	1/2	0/3	0/0
VIKINGS	0/0	10/12	3/6	0/9	1/2
OPPONENTS	0/0	11/11	8/12	3/4	2/4

Nelson: (27G, 22G); Dawson: (41N)(31N)(34G, 44N, 47N);
 Nelson: (29G, 46N)(27G)(21N, 27G, 26G, 41N)(31N, 51G)(44N, 47N, 33G, 46N)(26G, 27G)(35N, 34G)(47N, 22G)(51N, 20G)
 Opponents: (26G, 27G, 24G, 54N, 34G)(27G)(35G, 41G, 43G, 34G)(42N, 26G, 27G)(50G, 32N, 37G)(39N)(21G, 35G)(26G)(53N)(38G, 30G)(23G)(22G, 47G)(35N, 51G, 37G, 33N, 26G)

Punting	No.	Yds	Avg	Net	TB	I20	L6	BK
Coleman	45	1,786	39.7	30.5	3	5	54	1
Schlerer	20	827	41.3	36.4	1	4	54	0
Bruno	13	464	35.7	32.5	1	2	53	0
VIKINGS	79	3,077	38.9	32.3	5	11	54	1
OPPONENTS	74	2,954	39.9	31.5	10	13	58	1

Passing	Att.	Cmp.	Yards	Pct	Yd./Att.
Wilson	264	140	2,106	53.0	7.98
Adams	89	49	607	55.0	6.82
Kramer	81	40	452	49.4	5.58
Gannon	6	2	18	33.3	3.00
Miller	6	1	2	16.7	0.30
VIKINGS	446	232	3,185	52.0	7.14
OPPONENTS	498	278	3,407	55.8	6.84

USUAL STARTERS () GAMES STARTED

OFFENSE	DEFENSE
WR Anthony Carter (11)	DE Doug Martin (12)
LT Gary Zimmerman (12)	DT Henry Thomas (12)
LG David Huffman (12)	DT Keith Millard (8)
C Kirk Lowdermilk (12)	DE Chris Doleman (12)
RG Greg Koch (6)	LB Jesse Solomon (12)
RT Tim Irwin (12)	LB Scott Studwell (11)
TE Steve Jordan (12)	LB David Howard (7)
WR Leo Lewis (12)	CB Wymon Henderson (8)
QB Wade Wilson (7)	CB Carl Lee (12)
RB Darrin Nelson (9)	SS Joey Browner (12)
RB Alford Anderson (10)	FS John Harris (12)

Rushing	Att.	Yds.	Avg.	Lg	TD
Nelson	131	642	4.9	72	2
Anderson	68	319	4.7	27	2
Wilson	41	263	6.4	38	0
Dozier	89	257	2.9	19	5
Fennedy	42	174	4.1	12	2
Rice	51	131	2.6	13	1
Kramer	10	44	4.4	15	2
Brim	2	36	18.0	38	1
Adams	11	31	2.8	12	0
Walker	5	24	4.8	11	0
Womack	9	20	2.2	13	0
B. Wilson	5	16	3.2	6	0
Smith	7	13	1.9	5	0
Moore	4	11	2.8	4	0
Harrell	5	8	2.6	4	0
Frye	4	4	1.0	2	0
Thomas	6	4	0.7	2	0
Harris	4	2	0.5	1	0
Miller	1	1	1.0	1	0
Gustafson	1	2	2.0	2	0
Lewis	5	7	1.4	4	0
Schlerer	1	7	7.0	7	0
VIKINGS	482	1,983	4.1	72	20
OPPONENTS	440	1,724	3.9	29	19

Receiving	No.	Yds.	Avg.	Long	TD
Carter	38	922	24.3	63	7
Jordan	35	490	14.0	38	0
Nelson	26	129	5.0	68	2
Lewis	24	393	16.0	36	2
Rice	19	201	10.6	24	1
Brim	18	282	15.7	63	2
Dozier	12	68	5.7	20	2
Jones	7	189	27.0	58	0
Anderson	7	69	9.9	22	0
Fennedy	7	39	5.6	18	0
Womack	5	46	9.2	23	1
Gustafson	4	55	13.8	23	0
Finch	3	54	18.0	20	0
Parks	3	46	15.3	19	0
Frye	2	25	12.5	12	0
Gillespie	2	28	14.0	14	0
Daugherty	2	21	10.5	13	0
Harris	2	17	8.5	16	0
Hilton	2	16	8.0	8	2
B. Wilson	2	15	7.0	9	0
Thomas	2	13	6.5	10	0
Walker	2	13	6.5	2	0
May	1	22	22.0	22	0
Schenk	1	10	10.0	10	0
Moore	1	8	8.0	8	0
Mularkey	1	6	6.0	6	0
VIKINGS	232	3,185	13.7	73	21
OPPONENTS	278	3,407	12.3	64	24

Punt Returns	No.	FC	Yds	Avg	Long	TD
Nelson	22	7	275	12.5	78	1
Lewis	7	3	86	12.3	28	0
Bess	7	2	19	4.8	7	0
Richardson	3	0	40	13.3	22	0
Carter	36	12	420	11.7	78	1
VIKINGS	44	7	424	9.6	40	0

Kickoff Returns	No.	Yds	Avg	Long	TD
Guggemos	35	808	23.4	42	0
Bess	10	169	16.9	33	0
Nelson	7	164	23.4	42	0
Womack	5	77	15.4	20	0
Richardson	4	76	19.0	24	0
Smith	2	42	21.0	22	0
Rice	2	23	11.5	18	0
Dozier	1	16	16.0	16	0
Mularkey	1	13	13.0	13	0
Hilton	1	4	4.0	4	0
Harrell	1	4	4.0	4	0
VIKINGS	71	1,421	20.0	42	0
OPPONENTS	64	1,173	18.3	40	0

Defensive Leaders:

Tackles- Browner (131), Solomon (126), Studwell (101), Thomas (81), Henderson (70).

Sacks- Doleman (11), Martin (9), Mays (7), Millard (3.5), Thomas (2.5).

Interceptions- Browner (6), Henderson (4), Lee (3), Harris (3), Hold (2), Studwell (2).

TD	TD%	Int.	Int%	Lg	Sack/Lost	Rating
14	5.3	13	4.9	73	26/194	76.7
3	3.4	5	5.6	63	19/130	64.2
4	4.9	3	3.7	40	7/35	67.5
0	0.0	1	16.7	12	0/0	2.8
0	0.0	1	16.7	2	0/0	0.0
21	4.7	23	5.2	73	52/359	69.4
24	2.8	26	5.2	64	41/307	71.4

1988

Coach: Jerry Burns

Record: 11-5

9/4	L	10-13	@ Buffalo	76,738
9/11	W	36-6	New England	55,545
9/18	W	31-7	@ Chicago	63,990
9/25	W	23-21	Philadelphia	56,012
10/2	L	7-24	@ Miami	59,887
10/9	W	14-13	Tampa Bay	55,374
10/16	L	14-34	Green Bay	59,063
10/23	W	49-20	@ Tampa Bay	48,020
10/30	L	21-24	@ San Francisco	60,738
11/6	W	44-17	Detroit	55,573
11/13	W	43-3	@ Dallas	57,830
11/20	W	12-3	Indianapolis Colts	58,342
11/24	W	23-0	@ Detroit	46,379
12/4	W	45-3	New Orleans	61,215
12/11	L	6-18	@ Green Bay	48,892
12/19	W	28-27	Chicago	62,067

USUAL STARTERS () GAMES STARTED

OFFENSE	DEFENSE
WR Anthony Carter (16)	DE Doug Martin (10)
LT Gary Zimmerman (16)	DT Henry Thomas (15)
LG Randall McDaniel (15)	DT Keith Millard (15)
C Kirk Lowdermilk (11)	DE Chris Doleman (16)
RG Terry Tausch (16)	LB Jesse Solomon (16)
RT Tim Irwin (16)	LB Scott Studwell (16)
TE Steve Jordan (16)	LB David Howard (16)
WR Hassan Jones (15)	CB Issiac Holt (9)
QB Wade Wilson (10)	CB Carl Lee (16)
RB Darrin Nelson (11)	SS Joey Browner (16)
RB Alfred Anderson (13)	FS John Harris (10)

	Minn.	Opp.
Total First Downs	318	243
Rushing	112	85
Passing	187	132
Penalty	19	26
3rd Down: Made/Att.	83/222	59/203
3rd Down: Pct	37.4	29.1
4th Down: Made/Att.	8/17	3/7
4th Down: Pct.	47.1	42.9
Possession Avg.	29:20	30:40
Total Net Yards	5,595	4,091
Avg. Per Game	349.7	255.7
Total Plays	1,068	952
Avg. Per Play	5.2	4.3
Net Yards Rushing	1,806	1,602
Avg. Per Game	112.9	100.1
Total Rushes	501	435
Net Yards Passing	3,789	2,489
Avg. Per Game	236.8	155.6
Sacked/Yards Lost	47/311	37/274
Gross Yards Passing	4,100	2,763
Att./Completions	520/294	480/219
Completion Percentage	56.5	45.6
Had Intercepted	18	36
Punts/Average	86/39.4	96/42.3
Net Punting Avg.	86/32.6	96/35.1
Penalties/Yards	118/998	91/753
Fumbles/Ball Lost	22/12	36/17
Touchdowns	49	24
Rushing	22	10
Passing	20	12
Returns	7	2

Score by Periods	1	2	3	4	OT	T
VIKINGS	82	132	91	101	0	406
OPPONENTS	46	73	62	52	0	233

Scoring	Ru	Re	Rt	1 pt.	2 pt.	FG	S	T
Nelson	0	0	0	48	49	-	20/25	0 108
Anderson	7	1	0	0/0	-	0/0	0	48
Carter	0	6	0	0/0	-	0/0	0	36
Rice	6	0	0	0/0	-	0/0	0	36
Jones	0	5	0	0/0	-	0/0	0	30
Jordan	0	5	0	0/0	-	0/0	0	30
Fenney	3	0	0	0/0	-	0/0	0	18
Dozier	2	0	0	0/0	-	0/0	0	12
Lee	0	0	2	0/0	-	0/0	0	12
Wilson	2	0	0	0/0	-	0/0	0	12
Ashley	0	0	1	0/0	-	0/0	0	6
Edwards	0	0	1	0/0	-	0/0	0	6
Gustafson	0	1	0	0/0	-	0/0	0	6
Harris	1	0	0	0/0	-	0/0	0	6
Hilton	0	1	0	0/0	-	0/0	0	6
Lewis	0	1	0	0/0	-	0/0	0	6
Martin	0	0	1	0/0	-	0/0	0	6
Nelson	1	0	0	0/0	-	0/0	0	6
Solomon	0	0	1	0/0	-	0/0	0	6
Thomas	0	0	0	0/0	-	0/0	1	2
Holt	0	0	0	0/0	-	0/0	1	2
VIKINGS	22	20	7	48/49	-	20/25	2	406
OPPONENTS	10	12	2	22/24	-	21/25	2	233

Field Goals	1-19	20-29	30-39	40-49	50+
Nelson	2/3	7/7	10/10	1/5	0/0
OPPONENTS	1/1	6/7	8/8	4/7	2/2

Nelson: (42N,30G)(39G,24G)(37G)(21G,27G,45N,32G)49N)(49N)(118G)(39G,27G)(25G,26G,30G,49G)(21G,33G,18G)(37G)(18N,38G,37G))
 Opponents: (27G,43N,26G)(50G,23G)(22N)(38G)(31G,38G)(22G,36G,45G,37G)(18G,32G)(45N,30G)(48G)(50G)(44B,42G)(36G)(20G)(20G,45G)

Passing	Att.	Cmp.	Yards	Pct	Yd./Att.
Wilson	332	204	2,764	61.4	8.27
Kramer	173	83	1,264	48.0	7.31
Gannon	15	7	90	46.7	6.00
VIKINGS	520	294	4,100	56.5	7.88
OPPONENTS	480	219	2,763	45.6	5.76

Rushing	Att.	Yds.	Avg.	Lg	TD			
Nelson	112	380	3.4	27	1			
Rice	110	322	2.9	24	6			
Anderson	87	300	3.4	18	7			
Fenney	55	271	4.9	28	3			
Dozier	42	167	4.0	19	2			
Harris	34	151	4.4	34	1			
Wilson	36	136	3.8	15	2			
Carter	4	42	10.3	21	0			
Gannon	4	29	7.3	15	0			
Kramer	14	8	0.6	5	0			
Jones	1	7	7.0	7	0			
Scribner	1	0	0.0	0	0			
Mularkey	1	6	-6.0	-6	0			
VIKINGS	501	1,806	3.6	34	22			
OPPONENTS	435	1,602	3.7	51	10			
Receiving	No.	Yds.	Avg.	Long	TD			
A. Carter	72	1,225	17.0	67	6			
Jordan	57	756	13.3	38	5			
Jones	40	778	19.5	68	5			
Rice	30	279	9.3	38	0			
Anderson	23	242	10.5	19	1			
Nelson	16	105	6.6	27	0			
Gustafson	15	231	15.4	47	1			
Fenney	15	224	14.9	42	0			
Lewis	11	141	12.8	46	1			
Harris	6	30	5.0	7	0			
Dozier	5	49	9.8	20	0			
Mularkey	3	39	13.0	19	0			
Hilton	1	1	1.0	1	1			
VIKINGS	294	4,100	13.9	68	20			
OPPONENTS	219	2,763	12.6	76	12			
Punt Returns	No.	FC	Yds	Avg	Long	TD		
Lewis	58	19	550	9.5	64	0		
Carter	1	1	3	3.0	3	0		
VIKINGS	59	20	553	9.4	64	0		
OPPONENTS	39	13	405	10.4	40	0		
Kickoff Returns	No.	Yds	Avg	Long	TD			
Harris	39	833	21.4	30	0			
Nelson	9	210	23.3	30	0			
Dozier	5	105	21.0	27	0			
Lewis	1	12	12.0	12	0			
Carter	1	0	0.0	0	0			
Rice	1	0	0.0	0	0			
VIKINGS	56	1,160	20.7	30	0			
OPPONENTS	81	1,622	20.0	44	0			
Punting	No.	Yds	Avg	Net	TB	I20	LG	BK
Scribner	84	3,387	40.3	32.6	9	23	55	2
OPPONENTS	96	4,059	42.3	35.1	7	15	62	1

Defensive Leaders:

Tackles- Studwell (131), Brownier (125), Solomon (124), Millard (90), Thomas (80).
 Sacks- Doleman (8), Millard (8), Thomas (6), Baker (5.5), Martin (4).
 Interceptions- Lee (8.2), Browner (5), Solomon (4.1), Fullington (3), Harris (3), Howard (3), Mustafaa (3), Edwards (2.1), Holt (2), Ashley (1), Henderson (1), Thomas (1).

TD	TD%	Int.	Int%	Lg	Sack/Lost	Rating
15	4.5	9	2.7	68	33/227	91.7
5	2.9	9	5.2	47	11/62	60.5
0	0.0	0	0.0	19	3/22	66.0
20	3.8	18	3.5	68	47/311	80.4
12	2.5	36	7.5	76	37/274	41.2

9/10	W	38-7	Houston Oilers	54,015
9/17	L	7-38	@ Chicago	66,475
9/24	L	14-27	@ Pittsburgh	50,744
10/1	W	17-3	Tampa Bay	54,817
10/8	W	24-17	Detroit	55,380
10/15	W	26-14	Green Bay	62,075
10/22	W	20-7	@ Detroit	51,579
10/30	L	14-24	@ NY Giants	76,041
11/5	W	23-21 OT	LA Rams	59,600
11/12	W	24-10	@ Tampa Bay	56,271
11/19	L	9-10	@ Philadelphia	65,944
11/26	L	19-20	@ Green Bay (Mil.)	55,592
12/3	W	27-16	Chicago	60,664
12/10	W	43-17	Atlanta	58,116
12/17	L	17-23 OT	@ Cleveland	70,777
12/25	W	29-21	Cincinnati	58,829

USUAL STARTERS () GAMES STARTED

OFFENSE

WR Anthony Carter (16)
LT Gary Zimmerman (16)
LG Randall McDaniel (13)
C Kirk Lowdermilk (16)
RG Todd Kalis (16)
RT Tim Irwin (16)
TE Steve Jordan (15)
WR Hassan Jones (13)
QB Wade Wilson (12)
RB Herschel Walker (9)
RB Alfred Anderson (8)

DEFENSE

DE Al Noga (15)
DT Henry Thomas (14)
DT Keith Millard (16)
CB Chris Doleman (16)
LB Ray Berry (10)
LB Scott Studwell (16)
LB Mike Merriweather (15)
CB Najee Mustafa (16)
CB Carl Lee (16)
SS Joey Browner (16)
FS Travis Curtis (11)

Total First Downs	326	266
Rushing	126	100
Passing	172	140
Penalty	28	26
3rd Down: Made/Att.	73/215	78/233
3rd Down: Pct	34.0	33.5
4th Down: Made/Att.	11/16	16/25
4th Down: Pct.	68.8	64.0
Possession Avg.	30:40	29:20
Total Net Yards	5,255	4,184
Avg. Per Game	328.4	261.5
Total Plays	1,053	1,021
Avg. Per Play	5.0	4.1

Net Yards Rushing	2,066	1,683
Avg. Per Game	129.1	105.2
Total Rushes	514	462
Net Yards Passing	3,189	2,501
Avg. Per Game	199.3	156.3
Sacked/Yards Lost	40/279	71/502
Gross Yards Passing	3,468	3,003
Att./Completions	499/272	488/252
Completion Percentage	54.5	51.6
Had Intercepted	19	18

Punts/Average	72/39.8	95/40.5
Net Punting Avg.	72/33.4	95/34.6
Penalties/Yards	119/974	116/903
Fumbles/Ball Lost	28/14	29/18
Touchdowns	36	34
Rushing	12	14
Passing	17	18
Returns	7	2

Score by Periods	1	2	3	4	OT	T
VIKINGS	80	139	80	50	2	351
OPPONENTS	54	47	55	113	6	275

Scoring	Ru	Re	Rt	1 pt.	2 pt.	FG	S	T
Kalis	0	0	0	27/28	-	31/39	0	120
Walker	5	1	1	0/0	-	0/0	0	42
Fenney	4	2	0	0/0	-	0/0	0	36
Carter	4	4	0	0/0	-	0/0	0	24
Jordan	0	3	0	0/0	-	0/0	0	18
Anderson	2	0	0	0/0	-	0/0	0	12
Gustafson	0	2	0	0/0	-	0/0	0	12
Novoselsky	0	2	0	0/0	-	0/0	0	12
Garcia	0	0	0	8/8	-	1/5	0	11
Merriweather	0	1	0	0/0	-	0/0	1	8
Wilson	1	0	0	0/0	-	0/0	0	6
Ingram	0	1	0	0/0	-	0/0	0	6
Jones	0	1	0	0/0	-	0/0	0	6
Lewis	0	1	0	0/0	-	0/0	0	6
Holt	0	0	1	0/0	-	0/0	0	6
Millard	0	0	1	0/0	-	0/0	0	6
Mustafaa	0	0	1	0/0	-	0/0	0	6
Newton	0	0	1	0/0	-	0/0	0	6
Thomas	0	0	1	0/0	-	0/0	0	6
Berry	0	0	0	0/0	-	0/0	1	2
VIKINGS	12	17	7	27/28	-	32/44	2	351
OPPONENTS	14	18	2	32/33	-	13/21	0	275

Field Goals	1-19	20-29	30-39	40-49	50+
Kalis	3/3	14/15	6/10	8/12	1/3
Garcia	0/0	0/0	1/4	0/0	0/1
OPPONENTS	0/0	2/2	6/7	4/11	1/1

Garcia: (35G, 51N), (33N, 34N), (37N); Kalis: (20G, 44N), (22G, 29N), (51N), (47N), (26G), (40G), (40N), (20G), (24G), (22G), (25G), (29G), (36G), (40G), (41G), (37N), (49G), (19G), (34G), (27G), (19G), (51G), (45G), (21G), (39G), (26G), (29G), (19G), (44G), (40N), (31G), (37G), (22G), (42G), (24G), (52N)

Opponents: (140G), (43N), (39G), (44G), (46N), (44G), (50G), (139G), (47N), (22G), (34G), (45N), (32B), (46N), (36G), (42G), (40N), (33G), (44B), (26G), (13G), (32G)

Rushing	Att.	Yds.	Avg.	Lg	TD		
Walker	169	669	4.0	47	5		
Fenney	151	588	3.9	25	4		
Dozier	46	207	4.5	38	0		
Anderson	52	189	3.6	14	2		
Wilson	32	132	4.1	23	1		
Nelson	31	124	4.0	24	0		
Clark	10	57	5.7	14	0		
Jones	1	37	37.0	37	0		
Rice	6	25	4.2	10	0		
Carter	3	18	6.0	17	0		
Lewis	1	11	11.0	11	0		
Kramer	10	-1	-0.1	6	0		
VIKINGS	514	2,066	4.0	47	12		
OPPONENTS	462	1,683	3.6	37	14		
Receiving	No.	Yds.	Avg.	Long	TD		
Carter	65	1,056	16.4	50	4		
Jones	42	694	16.5	50	1		
Jordan	35	506	14.5	34	3		
Fenney	30	254	8.5	26	2		
Anderson	20	193	9.7	18	0		
Walker	18	162	9.0	24	1		
Dozier	14	148	10.6	30	0		
Gustafson	14	144	10.3	22	1		
Lewis	12	148	12.3	28	1		
Nelson	7	52	7.4	11	0		
Ingram	5	47	9.4	21	1		
Rice	4	29	7.3	14	0		
Novoselsky	4	11	2.8	6	2		
Clark	2	14	7.0	12	0		
VIKINGS	272	3,488	12.8	50	17		
OPPONENTS	252	3,003	11.9	65	18		
Punt Returns	No.	FC	Yds	Avg	Long	TD	
Lewis	44	27	446	10.1	65	0	
Carter	1	0	2	2.0	2	0	
VIKINGS	45	27	448	10.0	85	0	
OPPONENTS	32	7	300	9.4	26	0	
Kickoff Returns	No.	Yds	Avg	Long	TD		
Nelson	14	317	22.6	32	0		
Walker	13	374	28.8	93	1		
Dozier	12	258	21.5	63	0		
Anderson	5	75	15.0	36	0		
Lewis	2	30	15.0	15	0		
Carter	1	19	19.0	19	0		
Curtis	1	18	18.0	18	0		
Rice	1	13	13.0	13	0		
Fenney	1	12	12.0	12	0		
Clark	1	6	6.0	6	0		
VIKINGS	51	1,122	22.0	93	1		
OPPONENTS	68	1,287	18.9	44	0		
Punting	No.	Yds	Avg	Net	TD	LG	BK
Schuber	72	2,864	39.8	33.4	8	16	55
OPPONENTS	95	3,899	40.6	34.6	6	28	61

Defensive Leaders:

Tackles: Studwell (172), Browner (112), Berry (108), Doleman (94), Thomas (94).

Sacks: Doleman (21), Millard (18), Noga (11.5), Thomas (9), Berry (3).

Interceptions: Browner (5), Merriweather (3.1), Mustafa (2), Lee (2), Holt (1.1), Millard (1), Edwards (1), Dusbabek (1), Pullington (1), Studwell (1).

Passing	Att.	Cmp.	Yards	Pct	Yd./Att.	TD	TD%	Int.	Int%	Lg	Sack/Lost	Rating
Wilson	362	194	2,543	53.6	7.02	9	2.5	12	3.3	50	27/194	70.5
Kramer	136	77	906	56.6	6.66	7	5.1	7	5.1	39	12/75	72.7
Dozier	1	1	19	100.0	19.0	1	12.5	0	0.0	19	0/0	158.3
Rice	0	0	0	0.0	0.0	0	0.0	0	0.0	0	1/10	0.0
VIKINGS	499	272	3,468	54.4	6.95	17	3.4	19	3.8	50	40/279	72.0
OPPONENTS	488	252	3,003	51.6	6.15	18	3.7	18	3.7	65	71/502	67.7

1990

Coach: Jerry Burns

Record: 6-10

9/9	L	21-24	Kansas City	48,363
9/16	W	32-3	New Orleans	56,272
9/23	L	16-19	@ Chicago	65,420
9/30	L	20-23 OT	Tampa Bay	54,462
10/7	L	27-34	Detroit	57,586
10/15	L	24-32	@ Philadelphia	66,296
10/28	L	10-24	@ Green Bay (Mil.)	55,125
11/4	W	27-22	Denver	57,331
11/11	W	17-7	@ Detroit	68,264
11/18	W	24-21	@ Seattle	59,735
11/25	W	41-13	Chicago	58,866
12/2	W	23-7	Green Bay	62,058
12/9	L	15-23	@ NY Giants	76,121
12/16	L	13-26	@ Tampa Bay	47,272
12/22	L	24-28	LA Raiders	53,899
12/30	L	17-20	San Francisco	51,590

USUAL STARTERS () GAMES STARTED

OFFENSE

WR	Anthony Carter (15)
LT	Gary Zimmerman (16)
LG	Randall McDaniel (16)
C	Kirk Lowdermilk (13)
RG	Todd Kalls (16)
RT	Tim Irwin (11)
TE	Steve Jordan (16)
WR	Hassan Jones (11)
QB	Rich Gannon (12)
RB	Herschel Walker (16)
RB	Alfred Anderson (6)

DEFENSE

DE	Al Noga (16)
DT	Henry Thomas (16)
DT	Ken Clarke (10)
DE	Chris Doleman (16)
LB	Mark Dusbabek (12)
LB	Scott Studwell (15)
LB	Mike Meriweather (16)
CB	Carl Lee (16)
CB	Najee Mustafaafa (15)
SS	Joey Browner (16)
FS	Darrell Fullington (11)

Total First Downs	288	Opp.	257
Rushing	106		107
Passing	164		136
Penalty	18		14
3rd Down: Made/Att.	81/215	71/207	
3rd Down: Pct	37.7	34.3	
4th Down: Made/Att.	6/15	5/11	
4th Down: Pct.	40.0	45.5	

Possession Avg.	29.34	30.26
Total Net Yards	5,034	4,717
Avg. Per Game	314.6	294.8
Total Plays	1,001	972
Avg. Per Play	5.0	4.9

Net Yards Rushing	1,867	2,074
Avg. Per Game	116.7	129.6
Total Rushes	455	503
Net Yards Passing	3,167	2,643
Avg. Per Game	197.9	165.2
Sacked/Yards Lost	49/277	47/277
Gross Yards Passing	3,445	2,920
Att./Completions	497/265	422/218
Completion Percentage	53.3	51.7
Had Intercepted	24	22

Punts/Average	79/41.8	77/39.4
Net Punting Avg.	79/33.2	77/35.4
Penalties/Yards	83/565	100/767
Fumbles/Ball Lost	30/13	25/11
Touchdowns	39	34

Rushing	10	12
Passing	25	20
Returns	4	2

Score by Periods	1	2	3	4	OT	T
VIKINGS	54	131	80	86	0	351
OPPONENTS	76	76	66	105	0	326

Scoring	Ru	Re	Rt	1 pt.	2 pt.	FG	S	T
Igwebuike	0	0	0	0	19/19	-	14/16	0 61
Walker	5	4	0	0/0	-	0/0	0	54
Reveiz	0	0	0	0	19/19	-	11/12	0 52
A. Carter	0	8	0	0/0	-	0/0	0	48
Jones	0	7	0	0/0	-	0/0	0	42
C. Carter	0	3	0	0/0	-	0/0	0	18
Jordan	0	3	0	0/0	-	0/0	0	18
Anderson	2	0	0	0/0	-	0/0	0	12
Fenney	2	0	0	0/0	-	0/0	0	12
Noga	0	0	2	0/0	-	0/0	0	12
Gannon	1	0	0	0/0	-	0/0	0	6
Meriweather	0	0	1	0/0	-	0/0	0	6
Browner	0	0	1	0/0	-	0/0	0	6
Doleman	0	0	0	0/0	-	0/0	1	2
Dusbabek	0	0	0	0/0	-	0/0	1	2
VIKINGS	10	25	4	38/39	-	25/28	2	351
OPPONENTS	12	20	2	32/34	-	30/36	0	326

Field Goals	1-19	20-29	30-39	40-49	50+
Igwebuike	0/0	5/5	6/6	3/5	0/0
Reveiz	0/0	5/5	3/3	3/4	0/0
VIKINGS	0/0	10/10	9/9	6/9	0/0
OPPONENTS	2/2	5/5	12/14	8/11	3/4

Igwebuike:	(130G,48G,38G)(26G,24G,22G)(28G,32G,48N)(36G,48G)
(33G)(20G,42N)(38G,41G):	Reveiz: (27G,40N)(24G)(41G,45G)(29G,32G,41G)(22G,37G)(128G)(34G)
Opponents:	(43G)(37G)(23G,51G,32G,36N,52G)(39G,22G,36G)(32G,23G)(28G,30G,29G,19G)(35G)(31G,46G,46G)(37N)(53W)(40G,43G,41N)
(136G,48G,18G)(50G,43G,42G,30G)(44N,46N)(29G,35G)	

Rushing	Att.	Yds.	Avg.	Lg.	TD
Walker	184	770	4.2	58	5
Fenney	87	376	4.3	27	2
Gannon	52	268	5.2	27	1
Anderson	59	207	3.5	14	2
Wilson	12	79	6.6	24	0
Rice	22	74	3.4	13	0
Clark	16	49	3.1	11	0
Smith	9	19	2.1	7	0
Carter	3	16	5.3	11	0
Dozier	6	12	2.0	4	0
Carter	2	6	3.0	8	0
Newsome	2	2	1.0	0	0
Jones	1	7	7.0	7	0
VIKINGS	455	1,867	4.1	58	10
OPPONENTS	503	2,074	4.1	48	12
Receiving	No.	Yds.	Avg.	Long	TD
A. Carter	70	1,008	14.4	56	8
Jones	51	810	15.9	75	7
Jordan	45	636	14.1	38	3
Walker	35	315	9.0	32	4
C. Carter	27	413	15.3	78	3
Fenney	17	112	6.6	17	0
Anderson	13	80	6.2	17	0
Rice	4	46	11.5	24	0
Dozier	1	12	12.0	12	0
Lewis	1	9	9.0	9	0
Clark	1	4	4.0	4	0
VIKINGS	265	3,445	13.0	78	25
OPPONENTS	218	2,920	13.4	61	20

Punt Returns	No.	FC	Yds	Avg	Long	TD
Lewis	25	15	180	7.2	30	0
Hillary	8	4	45	5.6	12	0
A. Carter	0	5	0	0.0	0	0
VIKINGS	33	24	225	6.8	30	0
OPPONENTS	44	12	513	11.7	39	0

Kickoff Returns	No.	Yds	Avg	Long	TD
Walker	44	966	22.0	64	0
Rice	12	176	14.7	24	0
Anderson	3	44	14.7	24	0
Lewis	3	39	13.0	15	0
Smith	1	16	16.0	16	0
Hillary	1	6	6.0	6	0
Schreiber	1	5	5.0	5	0
Jordan	1	3	3.0	3	0
VIKINGS	66	1,249	18.9	64	0
OPPONENTS	62	1,350	21.8	63	0

Punting	No.	Yds	Avg	Net	TB	I20	LG	BK
Newsome	78	3,299	42.3	33.2	8	19	61	1
OPPONENTS	77	3,030	39.4	35.4	4	24	67	0

Defensive Leaders:

Tackles: Meriweather (155), Berry (132), Browner (122), Thomas (109), Fullington (103).

Sacks: Doleman (11), Thomas (8.5), Clarke (7), Noga (6), Browner (3), Strauthers (3).

Interceptions: Browner (7), McMillan (3), Meriweather (3), Binn (2), Lee (2), Mustafaafa (2).

Passing	Att.	Cmp.	Yards	Pct	Yd./Att.	TD	TD%	Int.	Int%	Lg	Sack/Lost	Rating
Gannon	349	182	2,278	52.1	6.53	16	4.6	16	4.6	78	34/188	68.9
Wilson	146	82	1,155	56.2	7.91	9	6.2	8	5.5	75	15/90	79.6
Walker	2	1	12	50.0	6.00	0	0.0	0	0.0	12	0/0	68.0
VIKINGS	497	265	3,445	53.3	6.93	25	5.0	24	4.8	78	49/278	72.0
OPPONENTS	422	218	2,920	51.7	6.92	20	4.7	22	5.2	61	47/277	68.0

1991

Coach: Jerry Burns

Record: 8-8

9/1	L	6-10
9/8	W	20-19
9/15	W	17-14
9/22	L	0-26
9/29	L	6-13
10/6	L	20-24
10/13	W	34-7
10/20	L	23-26 OT
10/27	W	26-0
11/3	W	28-13
11/11	L	17-34
11/17	W	35-21
11/24	L	14-34
12/8	W	26-24
12/15	W	20-14
12/21	L	7-27

@ Chicago	64,112
@ Atlanta	50,936
San Francisco	59,148
@ New Orleans	68,591
Denver	55,031
@ Detroit	63,423
Phoenix Cards	51,209
@ New England	45,367
@ Phoenix Cards	45,447
Tampa Bay	35,737
Chicago	59,001
@ Green Bay	57,614
Detroit	51,644
@ Tampa Bay	41,091
LA Rams	61,518
Green Bay	52,860

USUAL STARTERS (I) GAMES STARTED

OFFENSE

WR Anthony Carter (15)
LT Gary Zimmerman (16)
LG Randall McDaniel (16)
C Kirk Lowdermilk (16)
RG Todd Kallis (8)
RT Tim Irwin (16)
TE Steve Jordan (16)
WR Chris Carter (16)
QB Rich Gannon (11)
RB Herschel Walker (15)
RB Terry Allen (6)

DEFENSE

DE Al Noga, John Randle (8)
DT Ken Clarke (16)
DT Henry Thomas (15)
DE Chris Doleman (16)
LB Jimmy Williams (12)
LB Ray Berry (16)
LB Mike Mernweather (16)
CB Carl Lee (14)
CB Najee Mustafaa (13)
SS Joey Browner (14)
FS Felix Wright (16)

	Minn.	Opp.
Total First Downs	300	301
Rushing	125	106
Passing	158	172
Penalty	17	23
3rd Down: Made/Att.	78/197	97/215
3rd Down: Pct	39.6	45.1
4th Down: Made/Att.	6/15	6/12
4th Down: Pct	40.0	50.0
Possession Avg.	29:35	30:25
Total Net Yards	5,084	5,016
Avg. Per Game	317.8	313.5
Total Plays	969	988
Avg. Per Play	5.2	5.1
Net Yards Rushing	2,201	1,837
Avg. Per Game	137.6	114.8
Total Rushes	464	456
Net Yards Passing	2,883	3,179
Avg. Per Game	180.2	198.7
Sacked/Yards Lost	28/133	33/217
Gross Yards Passing	3,016	3,396
Att./Completions	477/284	499/286
Completion Percentage	59.5	57.3
Had Intercepted	16	17
Punts/Average	68/45.5	67/42.7
Net Punting Avg.	68/36.3	67/36.7
Penalties/Yards	88/675	92/709
Fumbles/Ball Lost	21/10	24/11
Touchdowns	36	35
Rushing	18	17
Passing	16	16
Returns	2	2
Score by Periods	1 2 3 4 OT T	1 2 3 4 OT T
VIKINGS	51 91 67 92 0	301
OPPONENTS	51 77 61 124 3	306
Scoring	Ru Re Rt 1 pt. 2 pt. FG S T	
Reveiz	0 0 0 0 34/35	-17/24 0 85
Walker	10 0 0 0 0/0	0 0 60
A. Carter	1 5 0 0 0/0	0 0 36
C. Carter	0 5 0 0 0/0	0 0 30
Allen	2 1 0 0 0/0	0 0 18
Gannon	2 0 0 0 0/0	0 0 12
Nelson	2 0 0 0 0/0	0 0 12
Jordan	0 2 0 0 0/0	0 0 12
M. Jones	0 2 0 0 0/0	0 0 12
Anderson	1 0 0 0 0/0	0 0 6
H. Jones	0 1 0 0 0/0	0 0 6
Mernweather	0 0 1 0 0/0	0 0 6
Mustafaa	0 0 1 0 0/0	0 0 6
VIKINGS	18 16 2 34/35	-17/24 0 301
OPPONENTS	17 16 2 34/36	-20/29 0 306
Field Goals	1-19 20-29 30-39 40-49 50+	
Reveiz	0/0 9/9 3/3 3/7 2/5	
OPPONENTS	0/0 3/6 7/10 8/10 2/3	

Reveiz: (266,24G)(31G)(49G,25G)(42G,25G)(23G,32G,47N,24G)(1)
 (51N,46N)(20G)(50N)(1)(50G,40G,49N,32G,50G)(20G,22G)(49N,59N)
 Opponents: (27N,22G)(23G,26N)(35B)(34G,30G,38G,26G)(37G,42G)(47G,
 47N)(54N)(38G,36N,42G)(1)(49G,40G)(50G,41G,35N)(40G)(37G,23N,50G)
 (1)(42G,47N,39G)

Rushing	Att.	Yds.	Avg.	Lg	TD			
Walker	198	825	4.2	711	10			
Allen	120	563	4.7	551	4			
Gannon	43	236	5.5	42	2			
Nelson	28	210	7.5	29	2			
Anderson	26	113	4.5	19	1			
A. Carter	13	117	9.0	32	1			
Fenney	23	99	4.3	17	0			
Wilson	13	33	2.5	15	0			
VIKINGS	464	2,201	4.7	711	18			
OPPONENTS	456	1,837	4.0	54	17			
Receiving	No.	Yds.	Avg.	Long	TD			
C. Carter	72	962	13.4	50	5			
Jordan	57	638	11.2	25	2			
A. Carter	51	553	10.8	461	5			
Walker	33	204	6.2	19	0			
H. Jones	32	384	12.0	43	1			
Nelson	19	142	7.5	13	0			
Allen	6	49	8.2	21	1			
Lewis	4	36	9.0	11	0			
Novoselsky	4	27	6.8	8	0			
Fenney	2	11	5.5	8	0			
M. Jones	2	8	4.0	51	2			
Anderson	1	2	2.0	2	0			
Gannon	1	0	0.0	0	0			
VIKINGS	284	3,016	10.6	50	16			
OPPONENTS	286	3,396	11.9	751	16			
Punt Returns	No.	FC	Yds	Avg	Long	TD		
Lewis	30	15	225	7.5	44	0		
OPPONENTS	42	5	426	10.1	33	0		
Kickoff Returns	No.	Yds	Avg	Long	TD			
Nelson	31	682	22.0	50	0			
Ellers	5	99	19.8	26	0			
Walker	5	83	16.6	21	0			
Allen	1	14	14.0	14	0			
Baldwin	1	14	14.0	14	0			
Anderson	1	7	7.0	7	0			
VIKINGS	44	899	20.4	50	0			
OPPONENTS	43	851	19.8	71	0			
Punting	No.	Yds	Avg	Net	TB	I20	LG	BK
Newsome	68	3,095	45.5	36.3	10	17	65	0
OPPONENTS	67	2,861	42.7	36.7	9	13	62	0

Defensive Leaders:

Tackles: Mernweather (189), Berry (159), FWright (135), Browner (104), Doleman (101).

Sacks: Randle (9.5), Thomas (8), Doleman (7), Noga (3), Strauthers (2.5).

Interceptions: Browner (5), McMillian (4), Mustafaa (3), FWright (2), Berry (1), Lee (1), Mernweather (1).

Passing	Att.	Cmp.	Yards	Pct	Yd./Att.	TD	TD%	Int.	Int%	Lg	Sack/Lost	Rating
Gannon	354	211	2,166	59.6	6.12	12	3.4	6	1.7	50	19/91	81.5
Wilson	122	72	825	58.0	6.76	3	2.5	10	8.2	461	8/42	53.5
Nelson	1	1	25	100.0	25.0	1	100.0	0	0.0	251	0/0	138.3
H. Jones	0	0	0	0.0	0.0	0	0.0	0	0.0	0	1/0	0.0
VIKINGS	477	284	3,016	59.5	6.32	16	3.4	16	14.5	50	28/133	75.2
OPPONENTS	499	286	3,386	57.3	6.81	16	3.2	17	3.4	751	33/217	74.7

1992

Coach: Dennis Green

Record: 11-5

9/6	W	23-20	OT	@ Green Bay	58,617
9/13	L	17-31		@ Detroit	57,519
9/20	W	26-20		Tampa Bay	48,113
9/27	W	42-7		@ Cincinnati	53,847
10/4	W	21-20		Chicago	60,992
10/15	W	31-14		Detroit	52,816
10/25	L	13-15		Washington	59,098
11/2	W	38-10		@ Chicago	61,257
11/8	W	35-7		@ Tampa Bay	49,095
11/15	L	13-17		Houston Oilers	56,726
11/22	W	17-13		Cleveland	53,323
11/29	W	31-17		@ LA Rams	54,831
12/6	L	17-28		@ Philadelphia	65,280
12/13	L	17-20		San Francisco	60,685
12/20	W	6-3		@ Pittsburgh	53,613
12/27	W	27-7		Green Bay	61,461

Total First Downs	288	293
Rushing	115	113
Passing	157	154
Penalty	16	26
3rd Down: Made/Att.	94/212	79/207
3rd Down: Pct	44.3	38.2
4th Down: Made/Att.	6/11	4/14
4th Down: Pct.	54.5	28.6

Possession Avg.	29:18	30:42
Total Net Yards	4,899	4,515
Avg. Per Game	306.2	282.2
Total Plays	995	997
Avg. Per Play	4.9	4.5

Net Yards Rushing	2,030	1,733
Avg. Per Game	126.9	108.3
Total Rushes	497	438

Net Yards Passing	2,869	2,782
Avg. Per Game	179.3	173.9
Sacked/Yards Lost	40/293	51/342
Gross Yards Passing	3,162	3,124
Att./Completions	458/258	508/320
Completion Percentage	56.3	63.0
Had Intercepted	15	28

Punts/Average	73/44.4	76/41.9
Net Punting Avg.	73/35.7	76/35.3

Penalties/Yards	99/809	98/768
Fumbles/Ball Lost	29/17	24/14

Touchdowns	45	27
Rushing	19	11
Passing	18	12
Returns	8	4

Score by Periods	1	2	3	4	OT	T
VIKINGS	87	91	64	129	3	374
OPPONENTS	57	92	31	69	0	249

Scoring	Ru	Re	Rt	1 pt.	2 pt.	FG	S	T
Reveiz	0	0	0	45/45	-	19/25	0	102
Allen	13	2	0	0/0	-	0/0	0	90
C. Carter	0	6	0	0/0	-	0/0	0	36
Craig	4	0	0	0/0	-	0/0	0	24
Jones	0	4	0	0/0	-	0/0	0	24
A. Carter	1	2	0	0/0	-	0/0	0	18
Jenkins	0	0	2	0/0	-	0/0	0	12
Jordan	0	2	0	0/0	-	0/0	0	12
McMillian	0	0	2	0/0	-	0/0	0	12
Doleman	0	0	1	0/0	-	0/0	1	8
Del Rio	0	0	1	0/0	-	0/0	0	6
Henderson	1	0	0	0/0	-	0/0	0	6
Johnson	0	1	0	0/0	-	0/0	0	6
Parker	0	0	1	0/0	-	0/0	0	6
Scott	0	0	1	0/0	-	0/0	0	6
Tice	0	1	0	0/0	-	0/0	0	6

VIKINGS	19	18	8	45/45	-	19/25	1	374
OPPONENTS	11	12	4	27/27	-	20/25	0	249

Field Goals	1-19	20-29	30-39	40-49	50+
Reveiz	0/0	4/6	7/7	5/8	3/4
OPPONENTS	1/1	8/8	5/6	4/7	2/3

Reveiz: (50G,38G,24G,52G,40B,28N)(36G)(1)(20G,28N,26G,41G)(28G)
(1)(42G,51G)(40G)(38G)(42N,32G)(51N,44G)(38G,36G)(46G,32G,41N)

Opponents: (25G,24G)(45N,35G)(40G,29G)(1)(50G,37G)(1)(22G,52G,25G,45G,49G)(28G)(33N,46N)(30G)(19G,30G)(30G)(40N)(46G,26G)(23G,52B)(1)

USUAL STARTERS () GAMES STARTED

OFFENSE	DEFENSE
WR Anthony Carter (14)	DE Al Noga (16)
LT Gary Zimmerman (16)	DT Henry Thomas (16)
LG Randall McDaniel (16)	DT John Randle (14)
C Kirk Lowdermilk (16)	DE Chris Doleman (16)
RG Brian Habib (16)	LB Carlos Jenkins (12)
RT Tim Irwin (16)	LB Jack Del Rio (16)
TE Steve Jordan (12)	LB Mike Mermweather (16)
TE Mike Tice (9)	CB Carl Lee (16)
WR Chris Carter (12)	CB Audray McMillian (16)
QB Rich Gannon (12)	SS Todd Scott (16)
RB Terry Allen (16)	FS Felix Wright (13)

Rushing	Att.	Yds.	Avg.	Lg.	TD
Allen	266	1,201	4.5	51	13
Craig	105	416	4.0	21	4
Gannon	45	187	4.2	14	0
Henderson	34	113	3.3	12	1
A. Carter	16	66	4.1	14	1
Johnson	4	26	6.5	9	0
C. Carter	5	15	3.0	6	1
Nelson	10	5	0.5	9	0
Jones	1	1	1.0	1	0
Salisbury	11	0	0.0	4	0
VIKINGS	497	2,030	4.1	51	19
OPPONENTS	438	1,733	4.0	43	11

Receiving	No.	Yds.	Avg.	Long	TD
C. Carter	53	681	12.8	44	6
Allen	49	478	9.8	38	2
A. Carter	41	580	14.1	54	2
Jordan	28	394	14.1	60	2
Jones	22	308	14.0	43	4
Craig	22	164	7.5	22	0
Johnson	21	211	10.0	37	1
Reed	6	142	23.7	51	0
Tice	5	65	13.0	34	1
Novoselsky	4	63	15.8	34	0
Henderson	4	60	15.0	23	0
Tennell	2	12	6.0	8	0
Whitaker	1	4	4.0	4	0
VIKINGS	258	3,162	12.3	60	18
OPPONENTS	320	3,124	9.8	52	12

Punt Returns	No.	FC	Yds	Avg	Long	TD
Parker	33	17	336	10.2	42	0
Jordan	0	1	0	0.0	0	0
VIKINGS	33	18	336	10.2	42	0
OPPONENTS	34	13	339	10.0	58	1

Kickoff Returns	No.	Yds	Avg	Long	TD
Nelson	29	626	21.6	53	0
Henderson	5	111	22.2	29	0
Johnson	5	79	15.8	25	0
Parker	2	30	15.0	15	0
West	2	27	13.5	27	0
Reed	1	1	1.0	1	0
Adams	1	0	0.0	0	0
VIKINGS	45	874	19.4	53	0
OPPONENTS	50	925	18.5	47	0

Punting	No.	Yds	Avg	Net	TB	I20	LG	BK
Newsome	72	3,243	45.0	35.7	15	19	84	1
OPPONENTS	76	3,182	41.9	35.3	8	14	61	0

Defensive Leaders:
Tackles- Del Rio (153), Mermweather (106), Scott (82), Jenkins (73), McMillian (69).

Sacks- Doleman (14.5), Randle (11.5), Thomas (6), Jenkins (4), Mermweather (3).

Interceptions- McMillian (8), Glenn (5), Scott (5), Parker (3), Del Rio (2), Lee (2).

Passing	Att.	Cmp.	Yards	Pct	Yd./Att.	TD	TD%	Int.	Int%	Lg	Sack/Lost	Rating
Gannon	279	159	1,905	57.0	6.83	12	4.3	13	4.7	60	25/177	72.9
Salisbury	175	97	1,203	55.4	6.87	5	2.9	2	1.1	51	15/116	81.7
Henderson	1	1	36	100.0	36.0	1	12.5	0	0.0	38	0/0	158.3
Jones	1	1	18	100.0	18.0	0	0.0	0	0.0	18	0/0	118.8
A. Carter	1	0	0	0.0	0.0	0	0.0	0	0.0	0	0/0	39.6
Newsome	1	0	0	0.0	0.0	0	0.0	0	0.0	0	0/0	39.6
VIKINGS	458	258	3,162	56.3	6.90	18	3.9	15	3.3	60	40/293	77.2
OPPONENTS	508	320	3,124	63.0	6.15	12	2.4	28	5.5	52	51/342	65.1

1993

Coach: Dennis Green

Record: 9-7

9/5	L	7-24	@ LA Raiders	44,120
9/12	W	10-7	Chicago	57,921
9/26	W	15-13	Green Bay	61,746
10/3	L	19-38	@ San Francisco	63,071
10/10	W	15-0	Tampa Bay	54,215
10/25	W	19-12	@ Chicago	64,677
10/31	L	27-30	Detroit	53,428
11/7	L	17-30	San Diego	55,527
11/14	W	26-23	@ Denver	67,329
11/21	L	10-23	@ Tampa Bay	40,848
11/28	L	14-17	New Orleans	53,030
12/5	W	13-0	@ Detroit	63,216
12/12	L	20-37	Dallas	63,321
12/19	W	21-17	@ Green Bay (Mil.)	54,773
12/26	W	30-10	Kansas City	59,236
12/31	W	14-9	@ Washington	42,836

Total First Downs					Minn.	283	Opp.	259		
Rushing						85		98		
Passing						182		139		
Penalty						16		22		
3rd Down: Made/Att.						72/212		81/207		
3rd Down: Pct.						34.0		39.1		
4th Down: Made/Att.						4/7		3/6		
4th Down: Pct.						57.1		50.0		
Possession Avg.						30:27		29:33		
Total Net Yards						4,818		4,404		
Avg. Per Game						301.1		275.3		
Total Plays						1,008		938		
Avg. Per Play						4.8		4.7		
Net Yards Rushing						1,623		1,534		
Avg. Per Game						101.4		95.9		
Total Rushes						447		415		
Net Yards Passing						3,199		2,870		
Avg. Per Game						199.9		179.4		
Sacked/Yards Lost						35/181		45/276		
Gross Yards Passing						3,380		3,146		
Att./Completions						526/315		478/310		
Completion Percentage						59.9		64.9		
Had Intercepted						14		24		
Punts/Average						90/42.9		78/42.4		
Net Punting Avg.						90/35.4		78/37.8		
Penalties/Yards						109/806		97/767		
Fumbles/Ball Lost						15/10		24/10		
Touchdowns						28		31		
Rushing						8		14		
Passing						18		11		
Returns						2		6		
Score by Periods					1	2	3	4	OT	T
VIKINGS					49	81	83	64	0	277
OPPONENTS					67	93	36	94	0	290
Scoring	Ru	Re	Rt	1 pt.	2 pt.	FG	S	T		
Revezl	0	0	0	27/28		- 26/35	0	105		
C. Carter	0	9	0	0/0		- 0/0	0	54		
A. Carter	0	5	0	0/0		- 0/0	0	30		
Graham	3	0	0	0/0		- 0/0	0	18		
Smith	2	0	0	0/0		- 0/0	0	12		
Word	2	0	0	0/0		- 0/0	0	12		
Craig	1	1	0	0/0		- 0/0	0	12		
Ismail	0	1	0	0/0		- 0/0	0	6		
Jordan	0	1	0	0/0		- 0/0	0	6		
Tice	0	1	0	0/0		- 0/0	0	6		
McGriggs	0	0	1	0/0		- 0/0	0	6		
McMillian	0	0	1	0/0		- 0/0	0	6		
Thomas	0	0	0	0/0		- 0/0	1	2		
Team	0	0	0	0/0		- 0/0	1	2		
VIKINGS	8	18	2	27/28		- 26/35	2	277		
OPPONENTS	14	11	6	29/31		- 25/33	0	290		
Field Goals	1-19	20-29	30-39	40-49	50+					
Revezl	4/4	12/12	6/6	3/7	1/6					
OPPONENTS	0/0	7/8	9/11	4/7	5/7					
Revezl: (36N)(47N)(22G)(35G)(19G)(29G)(51G)(49N)(22G)(21G)(26G)(25G)(39G)(25G)(50N)(48G)(37G)(20G)(25G)(19G)(35G)(43G)(43G)(53N)(51N)(37G)(29G)(48N)(19G)(21G)(51N)(53N)(22G)(19G)(34G)										
Opponents: (41N)(21G)(53N)(49G)(20G)(22G)(37G)(39G)(55G)(35G)(34G)(44G)(32G)(36G)(37N)(26G)(53G)(26G)(54G)(21G)(41N)(24G)(49B)(51G)(52G)(46G)(20G)(42G)(52N)(37G)(35G)(34G)(35N)										

USUAL STARTERS () GAMES STARTED

OFFENSE	DEFENSE
WR Anthony Carter (14)	DE Roy Barker (16)
LT Everett Lindsay (12)	DT Henry Thomas (13)
LG Randall McDaniel (16)	DT John Randle (16)
C Adam Schreiber (16)	DE Chris Doleman (16)
RG Scott Adams (9)	LB Carlos Jenkins (16)
RT Tim Irwin (16)	LB Jack Del Rio (16)
TE Steve Jordan (12)	LB Fred Strickland (15)
TE Mike Tice (11)	CB Carl Lee (15)
WR Chris Carter (16)	CB Audray McMillian (16)
QB Jim McMahon (12)	SS Todd Scott (12)
RB Barry Word (8)	FS Vencie Glenn (16)

Rushing	Att.	Yds.	Avg.	Lg	TD			
Graham	118	487	4.1	31	3			
Word	142	468	3.2	14	2			
Smith	82	399	4.9	26	2			
Craig	38	119	3.1	11	1			
McMahon	33	96	2.9	16	0			
Evans	14	32	2.3	5	0			
A. Carter	7	19	2.7	9	0			
Ismail	3	14	4.7	6	0			
Salisbury	10	-1	-0.1	6	0			
VIKINGS	447	1,623	3.6	31	8			
OPPONENTS	415	1,534	3.7	45	14			
Receiving	No.	Yds.	Avg.	Long	TD			
C. Carter	86	1,071	12.5	58	9			
A. Carter	60	774	12.9	39	0			
Jordan	56	542	9.7	53	1			
Smith	24	111	4.6	12	0			
Ismail	19	212	11.2	37	1			
Craig	19	169	8.9	31	1			
Tennell	15	122	8.1	17	0			
Word	9	105	11.7	27	0			
Graham	7	46	6.6	21	1			
Tice	6	39	6.5	21	1			
Reed	5	65	13.0	18	0			
Truitt	4	40	10.0	13	0			
Evans	4	39	9.8	21	0			
Gulford	1	45	45.0	45	0			
VIKINGS	315	3,380	10.7	58	18			
OPPONENTS	310	3,146	10.1	93	11			
Punt Returns	No.	FC	Yds	Avg	Long	TD		
Gulford	29	15	212	7.3	50	0		
Parker	9	6	64	7.1	20	0		
Smith	1	2	4	4.0	4	0		
VIKINGS	39	23	280	7.1	50	0		
OPPONENTS	46	22	560	12.2	72	1		
Kickoff Returns	No.	Yds	Avg	Long	TD			
Ismail	42	902	21.5	47	0			
Gulford	5	101	20.2	29	0			
Smith	3	41	13.6	16	0			
Graham	1	18	18.0	16	0			
Craig	1	11	11.0	11	0			
Evans	1	11	11.0	11	0			
Del Rio	1	4	4.0	4	0			
McMillian	1	0	0.0	0	0			
VIKINGS	56	1,086	19.7	47	0			
OPPONENTS	58	1,420	24.5	99	1			
Punting	No.	Yds	Avg	Net	TB	I20	LG	BK
Newsome	90	3,864	42.9	35.4	6	25	64	0
OPPONENTS	78	3,307	42.4	37.8	4	23	59	0
Defensive Leaders:								
Tackles: Del Rio (169), Strickland (141), Jenkins (96), Lee (77), Glenn (76).								
Sacks: Doleman (12.5), Randle (12.5), Thomas (9), Doleman (6), Jenkins (2.5).								
Interceptions: Glenn (5), Del Rio (4), McMillian (4), Lee (3), Jenkins (2), Scott (2).								

Passing	Att.	Cmp.	Yards	Pct	Yd./Att.	TD	TD%	Int.	Int%	Lg	Sack/Lost	Rating
McMahon	331	209	1,976	60.4	5.97	9	2.7	8	2.4	58	23/104	76.3
Salisbury	195	115	1,413	59.0	7.25	9	4.6	6	3.1	55	12/77	84.0
VIKINGS	626	315	3,380	59.9	6.43	18	3.4	14	2.7	58	35/181	79.1
OPPONENTS	478	310	3,146	64.9	6.58	11	2.3	24	5.0	93	45/276	70.3

1994

Coach: Dennis Green

Record: 10-6

9/4	L	10-16	@ Green Bay	59,487
9/11	W	10-3	Detroit	57,349
9/18	W	42-14	@ Chicago	61,073
9/25	W	38-35	Miami	64,035
10/2	L	7-17	@ Arizona Cardinals	67,950
10/10	W	27-10	@ NY Giants	77,294
10/20	W	13-10 OT	Green Bay	63,041
10/30	W	36-13	@ Tampa Bay	42,110
11/6	W	21-20	New Orleans	57,564
11/13	L	20-26 OT	@ New England	58,382
11/20	L	21-31	NY Jets	60,687
11/27	L	17-20 OT	Tampa Bay	47,259
12/1	W	33-27 OT	Chicago	61,438
12/11	W	21-17	@ Buffalo	66,501
12/17	L	19-41	@ Detroit	73,881
12/26	W	21-14	San Francisco	63,326

USUAL STARTERS () GAMES STARTED

OFFENSE

WR Jake Reed (16)
LT Todd Steussie (16)
LG Randall McDaniel (16)
C Jeff Christy (16)
RG Bernard Daffney (16)
RT Chris Hinton (16)
TE Adrian Cooper (11)
DE Andrew Jordan (12)
QB Chris Carter (16)
QB Warren Moon (15)
RB Terry Allen (16)

DEFENSE

DE Roy Barker (15)
DT Henry Thomas (16)
DT John Randle (16)
DE James Harris (16)
LB Carlos Jenkins (16)
LB Jack Del Rio (16)
LB Ed McDaniel (16)
CB Anthony Parker (15)
CB Dewayne Washington (16)
SS Todd Scott (15)
FS Vencie Glenn (16)

	Min.	Opp.
Total First Downs	325	287
Rushing	92	65
Passing	215	195
Penalty	18	27
3rd Down Made/Att.	99/241	78/215
3rd Down Pct.	41.1	35.3
4th Down Made/Att.	7/15	7/15
4th Down Pct.	46.7	46.7
Possession Avg.	32:06	27:54
Total Net Yards	5,848	4,742
Avg. Per Game	385.5	196.4
Total Plays	1,056	930
Avg. Per Play	5.2	4.8
Net Yards Rushing	1,524	1,090
Avg. Per Game	95.3	68.1
Total Rushes	419	355
Net Yards Passing	4,324	3,652
Avg. Per Game	270.3	228.3
Sacked/Yards Lost	31/246	36/250
Gross Yards Passing	4,570	3,902
Att./Completions	673/409	597/368
Completion Percentage	60.8	61.6
Had Intercepted	20	18
Punts/Average	77/42.9	86/40.5
Net Punting Avg.	77/36.2	86/36.1
Penalties/Yards	112/880	83/614
Fumbles/Ball Lost	32/14	25/16
Touchdowns	36	37
Rushing	11	9
Passing	18	25
Returns	7	3
Score by Periods		
VIKINGS	1	2
OPPONENTS	74	116
Scoring		
Revez:	0	0
Allen	8	0
Carter	0	7
Ismail	0	5
Reed	0	4
Washington	0	0
Parker	0	0
Graham	2	0
Lee	2	0
Harris	0	1
Smith	1	0
Jordan	0	0
VIKINGS	11	18
OPPONENTS	9	25
Field Goals	1-19	20-29
Revel:	0/0	13/13
OPPONENTS	0/0	8/8
Revez:	(28G/47B,36G/43G,24G/52N,38G/30N,47N/44G,53N,24G)	(29G,27G/36G,21G,48G,38G,35G/40G,33G/23G,21G,51G/45G,41G,39G,38G/30G,38G,30G,25G,22G/34G,26G,37G,48G/48G,27G)
Opponents:	(25G,39G,49G/42N,46N,24G/54N/40N,39N,46G/22G)	(50G/48N,44N/44G,26G/38G,29N,23G/38G/51N,45N,27G,22G/29G,33G,40N/41G/39G,41G/)

Rushing	Att.	Yds.	Avg.	Lg	TD			
Allen	255	1,031	4.0	45	8			
Graham	64	207	3.2	11	2			
Smith	31	106	3.4	14	1			
Lee	29	104	3.6	16	0			
Moon	27	55	2.0	12	0			
Evans	6	20	3.3	8	0			
Sallsbury	3	2	0.7	5	0			
Johnson	2	2	-1.0	-1	0			
Palmer	1	1	1.0	1	0			
Saxon	1	0	0.0	0	0			
VIKINGS	419	1,524	3.6	45	11			
OPPONENTS	355	1,090	3.1	64	9			
Receiving	No.	Yds.	Avg.	Long	TD			
Carter	122	1,256	10.3	69	7			
Reed	85	1,175	13.8	59	4			
Ismail	45	696	15.5	65	5			
Lee	45	368	8.2	35	2			
Jordan	35	336	9.6	25	0			
Cooper	32	363	11.3	34	0			
Allen	17	148	8.7	31	0			
Smith	15	105	7.0	15	0			
Palmer	5	82	16.4	39	0			
Jordan	3	23	7.7	10	0			
Novoselsky	2	7	3.5	4	0			
Evans	1	2	2.0	2	0			
Graham	1	1	1.0	1	0			
VIKINGS	409	4,570	11.2	65	18			
OPPONENTS	368	3,902	10.6	62	25			
Punt Returns	No.	FC	Yds	Avg	Long	TD		
Palmer	30	9	193	6.4	20	0		
Guliford	5	6	14	2.8	12	0		
Parker	4	1	31	7.8	25	0		
VIKINGS	39	16	238	6.1	25	0		
OPPONENTS	44	10	410	9.3	61	1		
Kickoff Returns	No.	Yds	Avg	Long	TD			
Ismail	35	807	23.1	61	0			
Smith	16	419	26.2	45	0			
Lee	3	42	14.0	26	0			
Novoselsky	2	10	5.0	10	0			
Jordan	1	8	8.0	8	0			
Walsh	1	6	6.0	6	0			
Evans	1	4	4.0	4	0			
Garnett	1	0	0.0	0	0			
VIKINGS	60	1,296	21.6	61	0			
OPPONENTS	83	1,843	22.2	98	1			
Punting	No.	Yds	Avg	Net	TB	I20	LG	BK
Saxon	77	3,001	42.9	36.2	5	28	67	0
OPPONENTS	86	3,485	40.6	36.1	7	25	57	0
Defensive Leaders:								
Tackles- Del Rio (185), McDaniel (173), Glenn (86), Jenkins (86), Parker (78)								
Sacks- Randle (13.5), Thomas (7), Barker (3.5), Harris (3), McDaniel (2.5)								
Interceptions- Parker (4), Glenn (4), Del Rio (3), Washington (3), Soyul (1), Harris (1), McDaniel (1), McGriess (1)								

Passing	Att.	Cmp.	Yards	Pct	Yd./Att.	TD	TD%	Int.	Int%	Sack/Lost	Rating
Moon	601	371	4,264	61.7	7.09	18	3.0	19	3.2	69	79.9
Johnson	37	22	150	59.5	4.05	0	0.0	0	0.0	15	68.5
Sallsbury	34	16	156	47.1	4.59	0	0.0	1	2.9	38	48.2
Saxon	1	0	0	0.0	0.0	0	0.0	0	0.0	0	39.6
VIKINGS	673	409	4,570	60.8	6.79	18	2.7	20	3.0	65	77.6
OPPONENTS	597	368	3,902	61.6	6.54	25	4.2	18	3.0	62	82.1

1995

Coach: Dennis Green

Record: 8-8

9/3	L	14-31	@ Chicago	63,036
9/10	W	20-10	Detroit	52,234
9/17	L	17-23 OT	Dallas	60,088
9/24	W	44-24	@ Pittsburgh	57,853
10/8	W	23-17 OT	Houston Oilers	56,430
10/15	L	17-20 OT	@ Tampa Bay	55,703
10/22	L	21-38	@ Green Bay	60,332
10/30	L	6-14	Chicago	61,238
11/5	W	27-24	Green Bay	62,839
11/12	W	30-24 OT	@ Arizona Cards	51,342
11/19	W	43-24	New Orleans	58,108
11/23	L	38-44	@ Detroit	74,559
12/3	W	31-17	Tampa Bay	52,879
12/9	W	27-11	Cleveland	47,984
12/18	L	30-37	@ San Francisco	46,975
12/24	L	24-27	@ Cincinnati	34,568

USUAL STARTERS () GAMES STARTED

OFFENSE

WR Jake Reed (16)
 LT Todd Steussie (16)
 LG Randall McDaniel (16)
 C Jeff Christy (16)
 RG John Gerak (6)
 RT Korey Stringer (15)
 TE Adrian Cooper (13)
 WR Kris Carter (16)
 QB Warren Moon (16)
 RB Robert Smith (7)
 RB Charles Evans (8)

DEFENSE

DE Roy Barker (16)
 DT Esera Tualo (16)
 DT John Randle (16)
 DE Derrick Alexander (12)
 LB Broderick Thomas (12)
 LB Jack Del Rio (9)
 LB Ed McDaniel (16)
 CB Corey Fuller (10)
 CB Dewayne Washington (14)
 SS Harlon Barnett (11)
 FS Orlando Thomas (11)

	Min.	Opp.
Total First Downs	342	312
Rushing	91	75
Passing	223	212
Penalty	28	25
3rd Down: Made/Att.	114/239	93/224
3rd Down: Pct	47.7	41.5
4th Down: Made/Att.	4/11	7/11
4th Down: Pct.	36.4	63.6
Possession Avg.	31.50	28.10
Total Net Yards	5,938	5,451
Avg. Per Game	371.1	340.7
Total Plays	1,115	1,016
Avg. Per Play	5.3	5.4
Net Yards Rushing	1,733	1,329
Avg. Per Game	108.3	83.1
Total Rushes	433	352
Net Yards Passing	4,205	4,122
Avg. Per Game	262.8	257.6
Sacked/Yards Lost	40/295	44/294
Gross Yards Passing	4,500	4,416
Att./Completions	642/402	620/369
Completion Percentage	62.6	59.5
Had Intercepted	16	25
Punts/Average	72/40.9	68/42.2
Net Punting Avg.	72/33.1	68/34.9
Penalties/Yards	105/797	100/707
Fumbles/Ball Lost	29/13	30/15
Touchdowns	48	44
Rushing	10	11
Passing	33	29
Returns		4

Score by Periods	1	2	3	4	OT	T		
VIKINGS	81	176	67	76	12	412		
OPPONENTS	85	99	71	121	9	385		
Scoring	Ru	Re	Rt	1 pt.	2 pt.	FG	S	T
Reveiz	0	0	0	44/44	0	26/36	0	122
Carter	0	17	0	0/0	0	0/0	0	102
Reed	0	9	0	0/0	0	0/0	0	54
Smith	5	0	0	0/0	0	0/0	0	30
Ismael	3	0	0	0/0	0	0/0	0	18
Lee	2	1	0	0/0	0	0/0	0	18
Evans	1	1	0	0/0	0	0/0	0	12
Graham	2	0	0	0/0	0	0/0	0	12
Jordan	0	2	0	0/0	0	0/0	0	12
Thomas	0	0	2	0/0	0	0/0	0	12
Fuller	0	0	1	0/0	0	0/0	0	6
Jackson	0	0	1	0/0	0	0/0	0	6
Palmer	0	0	1	0/0	0	0/0	0	6
VIKINGS	10	33	5	44/44	0	26/36	0	412
OPPONENTS	11	29	4	29/32	0	26/35	0	385
Field Goals	1-19	20-29	30-39	40-49	50+			
Reveiz	1/1	8/9	7/10	9/12	1/4			
OPPONENTS	1/1	4/5	9/10	8/14	4/5			
Reveiz: (1)32,27(4)42,48(8)33,63,40,6,38(5)43,23,33,53(22)43,(3)36,67,41,39,(3)43,32(3)37,20,(9)38,(4)39,(1)43,(3)42,(2)38,(2)50,(2)36,(4)33,38(2)30,38(1,25)								
Opponents: (21)6,(33)40,(28)39,(20)45,(47)32,(35)19,(5)50,(44)36,(51)57,(31)27,(26)42,(26)50,(46)39,(44)44,(40)30,(32)40,(40)39,(47)6,(20)41,(20)44,(5)6								

Reveiz: (1)32G,27G;(42G,48N)(33G,43G,40G,38G)(51G,43G,23G,53N)(22G,43G)(36G,47N,39G)(43G,32N)(37G,20G,19G)(38N,49G)(51N,43N,42G)(32G,28G,50N)(29G,43G,38G)(20G,38N,25N)
 Opponents: (21G)(33G,40N,42B)(39G,20N)(45N,47N,32G,35G)(19G,50G,44G)(36G,51G)(51N,37N,26G)(42G,50G,46G)(39G,44G,44G)(40N,30G)(32G,40G,40N,39G)(47G)(26G)(20G)(44G,51G)

Rushing	Att.	Yds.	Avg.	Lg	TD		
Smith	139	632	4.5	58t	5		
Graham	110	406	3.7	26	2		
Lee	69	371	5.4	66t	2		
Stewart	31	144	4.6	51	0		
Moon	33	82	2.5	16	0		
Evans	19	59	3.1	12	1		
Phillips	14	26	1.9	7	0		
Palmer	7	15	2.1	9	0		
Ismael	1	7	7.0	7	0		
Carter	1	0	0.0	0	0		
Johnson	9	9	-1.0	3	0		
VIKINGS	433	1,733	4.0	66t	10		
OPPONENTS	352	1,329	3.8	53	11		
Receiving	No.	Yds.	Avg.	Long	TD		
Carter	122	1,371	11.2	60t	17		
Reed	72	1,167	16.2	55t	9		
Lee	71	658	7.9	33	1		
Ismael	32	597	18.7	85t	3		
Jordan	27	185	6.9	17	2		
Cooper	18	207	11.5	41	0		
Evans	18	119	6.6	24	1		
Palmer	12	100	8.3	19	0		
Walsh	7	66	9.4	16	0		
Smith	7	35	5.0	11	0		
DeLong	6	38	6.3	9	0		
Graham	4	30	7.5	11	0		
Tice	3	22	7.3	9	0		
Gerak	1	3	3.0	3	0		
Stewart	1	3	3.0	3	0		
Stringer	1	-1	-1.0	-1	0		
VIKINGS	402	4,500	11.2	85t	33		
OPPONENTS	369	4,416	12.0	73t	29		
Punt Returns	No.	FC	Yds	Avg.	Long.	TD	
Palmer	26	13	342	13.2	74t	1	
Lee	5	1	50	10.0	17	0	
Mincy	4	0	22	5.5	-8	0	
VIKINGS	35	14	414	11.8	74t	1	
OPPONENTS	41	10	446	10.9	76t	1	
Kickoff Returns	No.	Yds	Avg	Long	TD		
Ismael	42	1,037	24.7	71	0		
Palmer	17	354	20.8	42	0		
Lee	5	100	20.0	24	0		
Phillips	4	60	15.0	23	0		
Walsh	3	42	14.0	18	0		
Gerak	1	19	19.0	19	0		
VIKINGS	72	1,612	22.4	71	0		
OPPONENTS	74	1,581	21.4	52	0		
Punting	No.	Yds	Avg	Net	I20	LG	BK
Saxon	72	2,948	40.9	33.1	6	21	60
OPPONENTS	68	2,867	42.2	34.9	4	26	69

Defensive Leaders:

Tackles: McDaniel (138), Thomas (86), Brady (80), Fuller (74), Thomas (70), Del Rio (70).

Sacks: Randle (10.5), Thomas (6), Harrison (4.5), McDaniel (4.5), Brady (3), Del Rio (3), Tualo (3).

Interceptions: Thomas (9), Frank (3), Mincy (3), Brady (2), Jackson (2).

	Passing	Att.	Cmp.	Yards	Pct	Yd./Att.	TD	TD%	Int.	Int%	Lg	Sack/Lost	Rating
Moon		606	377	4,228	62.2	6.98	33	5.4	14	2.3	85t	38/277	91.5
Johnson		36	25	272	69.4	7.56	0	0.0	2	5.6	39	2/18	68.3
VIKINGS		642	402	4,500	62.6	7.01	33	5.1	16	2.5	65t	40/295	90.2
OPPONENTS		620	369	4,416	59.5	7.12	29	4.7	25	4.0	73t	44/294	80.1

1996

Coach: Dennis Green

Record: 9-7

9/1	W	17-13	Detroit	52,972
9/8	W	23-17	@ Atlanta	42,688
9/15	W	20-14	@ Chicago	61,301
9/22	W	30-21	Green Bay	64,168
9/29	L	10-15	@ NY Giants	70,970
10/6	W	14-12	Carolina	60,894
10/13	L	13-24	@ Tampa Bay	32,175
10/26	L	13-15	Chicago	60,774
11/3	L	6-21	Kansas City	59,552
11/10	L	23-42	@ Seattle	50,794
11/17	W	16-13 OT	@ Oakland	41,183
11/24	L	17-21	Denver	59,142
12/1	W	41-17	Arizona Cards	45,767
12/8	W	24-22	@ Detroit	46,043
12/15	W	21-10	Tampa Bay	49,302
12/22	L	10-36	@ Green Bay	59,306

Minn. Opp.

Total First Downs

Rushing	284	309
Passing	75	117
Penalty	186	169
3rd Down Made/Att.	23	23
3rd Down Pct	101/240	70/211
4th Down Made/Att.	42.1	33.2
4th Down Pct.	3/5	10/17
Possession Avg.	60.0	58.8
Total Net Yards	30:14	29:46
Avg. Per Game	5,204	5,087
Total Plays	325.3	317.9
Avg. Per Play	1,030	1,025
Net Yards Rushing	5.1	5.0
Avg. Per Game	1,546	1,966
Total Rushes	96.6	122.9
Net Yards Passing	435	445
Avg. Per Game	3,658	3,121
Sacked/Yards Lost	228.6	195.1
Gross Yards Passing	34/241	43/263
Att./Completions	3,899	3,384
Completion Percentage	561/331	537/314
Had Intercepted	59.0	58.5
Punts/Average	19	22
Net Punting Avg.	90/40.2	84/42.8
Penalties/Yards	90/32.4	84/37.6
Fumbles/Ball Lost	106/835	105/840
Touchdowns	26/13	27/13
Rushing	33	36
Passing	7	15
Returns	24	18
Score by Periods	2	3

VIKINGS	1	2	3	4	OT	T
OPPONENTS	50	93	51	101	3	298
Scoring	53	88	80	94	0	315

Sison	0	0	0	30/30	0	22/29	0	96
Carter	0	10	0	0/0	0	0/0	0	60
Reed	0	7	0	0/0	0	0/0	0	42
Hoard	3	0	0	0/0	0	0/0	0	18
Ismail	0	3	0	0/0	0	0/0	0	18
Smith	3	0	0	0/0	0	0/0	0	18
Lee	2	0	0	0/0	0	0/0	0	12
Walsh	0	1	0	0/0	1	0/0	0	8
Frisch	0	1	0	0/0	0	0/0	0	6
Johnson	1	0	0	0/0	0	0/0	0	6
Palmer	0	0	1	0/0	0	0/0	0	6
Washington	0	0	1	0/0	0	0/0	0	6
Jordan	0	0	0	0/0	1	0/0	0	2
VIKINGS	7	24	2	30/30	2/3	22/29	0	298
OPPONENTS	15	18	3	33/33	1/3	20/30	0	315

Field Goals	1-19	20-29	30-39	40-49	50+
Sison	0/0	8/8	11/14	3/7	0/0
OPPONENTS	1/1	6/7	8/10	4/10	1/2

Slason	(43N, 25G, 26G, 30G, 21G) (33G, 34G) (34G, 44G, 33G) (28G) (32N) (44N, 33G, 32G) (41G, 43G, 48B) (35N) (22G, 25G, 38N, 31G) (27G) (45N, 36G, 26G) (31G) (34G)
--------	---

Opponents	(24G, 39G) (20G, 45N) (44B) (25G, 27G, 18G) (22G) (31N, 35G) (44N, 46N, 41G, 44G) (31N, 22B) (54G, 38N, 50N) (26G, 41G) (42N) (38G) (48N, 30G, 48G, 31G) (36G) (35G)
-----------	--

USUAL STARTERS () GAMES STARTED

OFFENSE

WR Jake Reed (15)
LT Todd Steussie (16)
C Jeff Christy (16)
LG Randall McDaniel (16)
RG John Gerak (10)
RT Corey Stringer (15)
TE Andrew Jordan (9)
WR Kris Carter (16)
QB Warren Moon (8)
Brad Johnson (8)
RB Robert Smith (7)
RB Charles Evans (7)

DEFENSE

DE Fernando Smith (16)
DT Esera Tuaoilo (9)
DT John Randle (16)
DE Derrick Alexander (9)
LB Darryl Talley (12)
LB Jeff Brady (16)
LB Dixon Edwards (13)
CB Corey Fuller (14)
CB Dewayne Washington (16)
SS Robert Griffith (14)
FS Orlando Thomas (16)

Rushing	Att.	Yds.	Avg.	Lg	TD
Smith	162	692	4.3	57	3
Hoard	105	420	4.0	25	3
Lee	51	161	3.2	12	0
Graham	57	138	2.4	12	0
Johnson	34	90	2.6	13	1
Evans	13	29	2.2	9	0
Palmer	2	9	4.5	8	0
Moon	9	6	0.7	5	0
McDaniel	2	1	0.5	1	0
VIKINGS	435	1,546	3.6	57	7
OPPONENTS	445	1,966	4.4	39	15

Receiving	No.	Yds.	Avg.	Long	TD
Carter	96	1,163	12.1	43	10
Reed	72	1,320	18.3	82	7
Lee	54	422	7.8	21	2
Ismail	22	351	16.0	54	3
Evans	22	135	6.1	16	0
Jordan	19	128	6.7	15	0
Hoard	10	129	12.9	37	0
DeLong	6	34	4.3	9	0
Graham	7	48	6.9	18	0
Smith	7	39	5.6	16	0
Palmer	6	40	6.7	20	0
Walsh	4	39	9.8	17	1
Frisch	3	27	9.0	21	1
Goodwin	1	24	24.0	24	0
VIKINGS	331	3,899	11.8	82	24
OPPONENTS	314	3,384	10.8	82	18

Punt Returns	No.	FC	Yds	Avg	Long	TD
Palmer	22	20	216	9.8	69	1
Lee	10	11	84	8.4	18	0
VIKINGS	32	31	300	9.4	69	1
OPPONENTS	37	28	577	15.6	72	0

Kickoff Returns	No.	Yds	Avg	Long	TD
Ismail	28	527	18.8	32	0
Palmer	13	292	22.5	80	0
Morrow	6	117	19.5	26	0
Lee	5	85	17.0	23	0
Brown	3	35	11.7	12	0
Gerak	1	13	13.0	13	0
Carter	1	3	3.0	3	0
DeLong	1	3	3.0	3	0
VIKINGS	58	1,075	18.5	80	0
OPPONENTS	53	1,314	24.8	47	0

Punting	No.	Yds	Avg	Net	TB	120	LG	BK
Berger	88	3,616	41.1	32.4	6	26	63	2
VIKINGS	90	3,616	40.2	32.4	6	26	63	2
OPPONENTS	84	3,596	42.8	37.6	7	37	68	0

Defensive Leaders:

Tackles: Brady (148), Edwards (124), Griffith (105), Thomas (94), Washington (83).

Sacks: Randle (11.5), Smith (9.5), Alexander (3.5), Edwards (3.5), Tuaoilo (2.5).

Interceptions: Thomas (5), Griffith (4), Brady (3), Fuller (3), Jackson (2), Washington (2).

Passing	Att.	Cmp.	Yards	Pct	Yd./Att.	TD	TD%	Int.	Int%	Lg	Sack/Loss	Rating
Moon	311	195	2,258	62.7	7.26	17	5.5	10	3.2	82	15/119	89.4
Johnson	247	134	1,610	54.3	6.52	7	2.8	9	3.6	54	19/122	68.7
Walker	2	2	31	100.0	15.50	0	0.0	0	0.0	19	0/0	118.6
Walsh	1	0	0	0.0	0.0	0	0.0	0	0.0	0	0/0	39.6
VIKINGS	561	331	3,899	59.0	6.95	24	4.3	19	3.4	82	34/241	80.4
OPPONENTS	537	314	3,384	58.5	6.30	18	3.4	22	4.1	80	43/263	71.2

1997

Coach: Dennis Green

Record: 9-7

8/31	W	34-13	@ Buffalo	79,139
9/7	W	27-24	@ Chicago	59,263
9/14	L	14-28	Tampa Bay	63,697
9/21	L	32-38	@ Green Bay	60,115
9/28	W	28-19	Philadelphia	35,149
10/5	W	20-19	@ Arizona Cards	45,550
10/12	W	21-14	Carolina	62,625
10/26	W	10-6	@ Tampa Bay	66,815
11/2	W	23-18	New England	62,917
11/9	W	29-22	Chicago	63,443
11/16	L	15-38	@ Detroit	68,910
11/23	L	21-23	@ NY Jets	77,716
12/1	L	11-27	Green Bay	64,001
12/7	L	17-28	@ San Francisco	55,761
12/14	L	13-14	Detroit	60,982
12/21	W	39-28	Indianapolis Colts	54,107

	Minn.	Opp.
Total First Downs	293	325
Rushing	96	104
Passing	177	195
Penalty	20	26
3rd Down: Made/Att.	88/223	88/212
3rd Down: Pct	39.5	41.5
4th Down: Made/Att.	5/11	9/18
4th Down: Pct.	45.5	50.0
Possession Avg.	29:46	30:14
Total Net Yards	5,354	5,687
Avg. Per Game	334.6	355.4
Total Plays	1,022	1,028
Avg. Per Play	5.2	5.5
Net Yards Rushing	2,041	1,983
Avg. Per Game	127.6	123.4
Total Rushes	449	442
Net Yards Passing	3,313	3,704
Avg. Per Game	207.1	231.5
Sacked/Yards Lost	33/224	44/253
Gross Yards Passing	3,537	3,957
Att./Completions	540/319	542/336
Completion Percentage	59.1	62.0
Had Intercepted	16	12
Punts/Average	81/42.1	70/41.9
Net Punting Avg.	81/33.8	70/34.4
Penalties/Yards	97/800	81/668
Fumbles/Ball Lost	16/6	31/15
Touchdowns	42	42
Rushing	14	13
Passing	26	28
Returns	2	1
Score by Periods	1 2 3 4 OT T	0 354
VIKINGS	65 96 61 132	0 354
OPPONENTS	54 146 78 81	0 359
Scoring	Ru Re Rt 1 pt. 2 pt. FG S T	
Carter	0 13 0 0 0 0 3 0/0 0	84
Murray	0 0 0 23/24 0 0 12/17 0	59
Smith	6 1 0 0 0 0 0 0/0 0	42
Reed	0 6 0 0 0 0 0 0/0 0	36
Davis	0 0 0 10/10 0 0 7/10 0	31
Hoard	4 0 0 0 0 0 0 0/0 0	24
Glover	0 3 0 0 0 0 0 0/0 0	18
Evans	1 1 0 0 0 0 0 0/0 0	14
Palmer	1 1 0 0 0 0 1 0/0 0	12
Johnson	0 1 0 0 0 0 2 0/0 0	10
Brady	0 0 1 0 0 0 0 0/0 0	6
Thomas	0 0 1 0 0 0 0 0/0 0	6
Walsh	0 1 0 0 0 0 0 0/0 0	6
Williams	1 0 0 0 0 0 0 0/0 0	6
VIKINGS	14 26 2 33/34 6/8 19/27 0	354
OPPONENTS	13 28 1 36/37 1/5 23/30 0	359
Field Goals	1-19 20-29 30-39 40-49 50+	
Davis	0/0 4/5 2/2 1/3 0/0	
Murray	0/0 7/7 1/3 4/6 0/1	
VIKINGS	0/0 11/12 3/5 5/9 0/1	
OPPONENTS	1/1 14/14 4/8 3/4 1/3	

Davis: (216.43G)(336.40N.286.42N)(256.24G)(22N.31G)
 Murray: (1)49G.39G(1)30N.28G(24G.23G.41G)(53N)(149N)42G.
 44N(42G)(21G.28G.37N)(29G.25G)
 Opponents: (28G.46G)(39G)(34G)(47G.26G)(23G.23G.28G.49G.31N)
 (1)22G.25G(29G.22G.36G)(27G)(28G.27G.51G.42N)(30G.35N.19G)
 (37B.51N)(50N.38N)(27G.21G)

USUAL STARTERS () GAMES STARTED

OFFENSE	DEFENSE
WR Jake Reed (16)	DE Fernando Smith (11)
LT Todd Steussie (16)	DT Jason Fisk (10)
LG Randall McDaniel (16)	DT John Randle (16)
C Jeff Christy (12)	DE Derrick Alexander (14)
RG John Gerak (13)	LB Ed McDaniel (16)
RT Korey Stringer (15)	LB Jeff Brady (14)
TE Andrew Glover (11)	LB Dixon Edwards (16)
WR Cris Carter (16)	CB Corey Fuller (16)
QB Brad Johnson (13)	CB Deweye Washington (16)
RB Robert Smith (14)	SS Robert Griffith (16)
RB Charles Evans (14)	FS Orlando Thomas (13)

Rushing	Att.	Yds.	Avg.	Lg	TD			
Smith	232	1,266	5.5	78	6			
Hoard	80	235	2.9	20	4			
Evans	43	157	3.7	13	2			
Johnson	35	139	4.0	28	0			
Cunningham	19	127	6.7	28	0			
Williams	22	59	2.7	8	1			
Palmer	11	36	3.3	10	1			
Green	6	22	3.7	8	0			
Berger	1	0	0.0	0	0			
VIKINGS	449	2,041	4.5	78	14			
OPPONENTS	442	1,983	4.5	60	13			
Receiving	No.	Yds.	Avg.	Long	TD			
Carter	89	1,069	12.0	43	13			
Reed	68	1,138	16.7	56	6			
Smith	37	197	5.3	20	1			
Glover	32	378	11.8	43	3			
Palmer	26	193	7.4	23	1			
Evans	21	152	7.2	17	0			
Walsh	11	114	10.4	19	1			
Hoard	11	84	7.6	30	0			
DeLong	8	75	9.4	23	0			
Goodwin	7	61	8.7	14	0			
Williams	4	14	3.5	7	0			
Hatchette	3	54	18.0	38	0			
Green	1	5	5.0	5	0			
Johnson	1	3	3.0	31	1			
VIKINGS	319	3,537	11.1	56	26			
OPPONENTS	336	3,957	11.8	76	28			
Punt Returns	No.	FC	Yds	Avg	Long	TD		
Palmer	34	19	444	13.1	57	0		
OPPONENTS	49	10	566	11.6	66	1		
Kickoff Returns	No.	Yds	Avg	Long	TD			
Palmer	32	711	22.2	62	0			
Williams	16	388	24.3	74	0			
Tate	10	196	19.6	36	0			
Morrow	5	99	19.8	42	0			
George	1	10	10.0	10	0			
Walsh	1	10	10.0	10	0			
VIKINGS	65	1,414	21.8	74	0			
OPPONENTS	67	1,398	20.9	61	0			
Punting	No.	Yds	Avg	Net	TB	I20	LG	BK
Berger	73	3,133	42.9	34.1	5	22	65	0
Cunningham	8	274	34.3	31.6	0	3	65	0
VIKINGS	81	3,407	42.1	33.8	5	25	69	0
OPPONENTS	70	2,932	41.9	34.4	4	25	56	0

Defensive Leaders:

Tackles- McDaniel (135), Griffith (129), Brady (117), Fuller (97), Washington (88).

Sacks- Randle (15.5), Clemons (7), Rudd (5), Alexander (4.5), Smith (4), Interceptions- Washington (4), Fuller (2), Griffith (2), Thomas (2), Fisk (1), McDaniel (1).

Passing	Att.	Cmp.	Yards	Pct	Yd./Att.	TD	TD%	Int.	Int%	Lg	Sack/Lost	Rating
Johnson	452	275	3,036	60.8	6.72	20	4.4	12	2.7	56	26/164	84.5
Cunningham	88	44	501	50.0	5.69	6	6.8	4	4.5	34	7/60	71.3
VIKINGS	540	319	3,537	59.1	6.55	26	4.8	16	3.0	56	33/224	82.3
OPPONENTS	542	336	3,957	62.0	7.30	28	5.2	12	2.2	76	44/253	92.2

9/6	W	31-7	Tampa Bay	62-538
9/13	W	38-31	@ St. Louis Rams	56-234
9/20	W	29-6	Detroit	63-107
9/27	W	31-28	@ Chicago	57-783
10/5	W	37-24	@ Green Bay	59-849
10/18	W	41-7	Washington	64-004
10/25	W	34-13	@ Detroit	77-885
11/1	L	24-27	@ Tampa Bay	64-979
11/8	W	31-24	New Orleans	63-779
11/15	W	24-3	Cincinnati	64-232
11/22	W	28-14	Green Bay	64-471
11/26	W	46-36	@ Dallas	64-366
12/6	W	48-22	Chicago	64-247
12/13	W	38-28	@ Baltimore Ravens	69-074
12/20	W	50-10	Jacksonville	64-363
12/26	W	26-16	@ Tennessee Oilers	41-121

USUAL STARTERS () GAMES STARTED

OFFENSE		DEFENSE	
WR	Jake Reed (11)	DE	Derrick Alexander (13)
LT	Todd Steussie (16)	DT	Jerry Ball (16)
LG	Randall McDaniel (16)	DT	Tony Williams (9)
C	Jeff Christy (16)	DE	John Randle (16)
RG	David Dixon (16)	LB	Dixon Edwards (15)
RT	Korey Stringer (14)	LB	Ed McDaniel (16)
TE	Andrew Glover (12)	LB	Dwayne Rudd (15)
WR	Cris Carter (16)	CB	Cory Fuller (16)
WR	Randy Moss (11)	CB	Jimmy Hitchcock (16)
QB	Randall Cunningham (14)	SS	Robert Griffith (16)
RB	Robert Smith (14)	FS	Orlando Thomas (16)

	Minn.	Opp.
Total First Downs	335	300
Rushing	98	102
Passing	210	171
Penalty	27	27
3rd Down: Made/Att.	107/208	69/203
3rd Down: Pct.	51.4	34.0
4th Down: Made/Att.	3/3	17/32
4th Down: Pct.	100.0	53.1
Possession Avg.	29:38	30:02
Total Net Yards	6,264	5,066
Avg. Per Game	391.5	316.6
Total Plays	1,008	997
Avg. Per Play	6.2	5.1
Net Yards Rushing	1,936	1,614
Avg. Per Game	121.0	100.9
Total Rushes	450	404
Net Yards Passing	4,328	3,452
Avg. Per Game	270.5	215.8
Sacked/Yards Lost	25/164	38/247
Gross Yards Passing	4,492	3,699
Att./Completions	533/327	555/320
Completion Percentage	61.4	57.7
Had Intercepted	16	19
Punts/Average	55/44.7	74/42.6
Net Punting Avg.	55/37.0	74/36.6
Penalties/Yards	116/1,045	132/1,167
Fumbles/Ball Lost	10/4	21/15
Touchdowns	64	35
Rushing	17	12
Passing	41	17
Returns	6	6
Score by Periods	1 2 3 4 OT T	0 556
VIKINGS	135 138 139 144	0 556
OPPONENTS	50 93 58 95	0 296
Scoring	Ru Re Rt 1 pt. 2 pt. FG S T	
Anderson	0 0 0 59/59	0 35/35 0 164
Moss	0 17 0 0/0	0 2/0 0 106
Carter	0 12 0 0/0	0 0/0 0 72
Hoard	9 1 0 0/0	0 0/0 0 60
Smith	6 2 0 0/0	0 0/0 0 48
Glover	0 5 0 0/0	0 0/0 0 30
Reed	0 4 0 0/0	0 0/0 0 24
Hitchcock	0 0 3 0/0	0 0/0 0 18
Rudd	0 0 2 0/0	0 0/0 0 12
Cunningham	1 0 0 0/0	1 0/0 0 8
Evans	1 0 0 0/0	0 0/0 0 6
Palmer	0 0 1 0/0	0 0/0 0 6
Team	0 0 0 0/0	0 0/0 1 2
VIKINGS	17 41 6 59/59	3/5 35/35 1 556
OPPONENTS	12 17 6 31/31	2/4 17/19 0 296
Field Goals	1-19 20-29 30-39 40-49 50+	
Anderson	1/1 11/11 9/9 12/12 2/2	
OPPONENTS	0/0 3/3 6/6 7/9 1/1	
Anderson: (43G)(24G)(27G,28G,42G,29G,34G)(50G)(33G,25G,19G)		
(49G,46G)(35G,44G)(44G)(28G)(32G)(35G,29G)(45G)(30G,20G)		
Opponents: (41N)(53G)(37G,49G)(40G)(49N)(47G,48G)(29G,38G)(20G)		
(37G)(30G,46G,47G)(125G)(36G,33G,45G)		

Rushing	Att.	Yds.	Avg.	Lg	TD			
Smith	249	1,187	4.8	74t	6			
Hoard	115	479	4.2	50t	9			
Cunningham	32	132	4.1	22t	1			
Evans	23	67	2.9	12	1			
Palmer	10	52	5.2	15	0			
Johnson	12	35	1.3	6	0			
Morrow	3	7	2.3	8	0			
Moss	1	4	4.0	-4	0			
Carter	1	-1	1.0	-1	0			
Fiedler	4	-6	-1.5	-1	0			
VIKINGS	450	1,936	4.3	74t	17			
OPPONENTS	404	1,614	4.0	50	12			
Receiving	No.	Yds.	Avg.	Long	TD			
Carter	78	1,011	13.0	54t	12			
Moss	69	1,313	19.0	61t	17			
Glover	35	522	14.9	36	5			
Reed	34	474	13.9	56t	4			
Smith	28	291	10.4	67t	2			
Hoard	22	198	9.0	24t	1			
Palmer	18	185	10.3	33	0			
Hatchette	15	216	14.4	25	0			
Evans	12	84	7.0	14	0			
DeLong	8	58	7.3	17	0			
Goodwin	3	16	5.3	9	0			
Walsh	2	46	23.0	25	0			
Williams	1	64	64.0	64	0			
Tate	1	17	17.0	17	0			
Cunningham	1	3	-3.0	-3	0			
VIKINGS	327	4,492	13.7	67t	41			
OPPONENTS	320	3,699	11.6	91t	17			
Punt Returns	No.	FC	Yds	Avg	Long	TD		
Palmer	28	18	289	10.3	53	0		
Moss	1	2	0	0.0	0	0		
VIKINGS	29	20	289	10.0	53	0		
OPPONENTS	27	12	325	12.0	71t	1		
Kickoff Returns	No.	Yds	Avg	Long	TD			
Palmer	50	1,176	23.5	88t	1			
Tate	2	43	21.5	23	0			
Williams	2	19	9.5	12	0			
VIKINGS	54	1,238	22.9	88t	1			
OPPONENTS	73	2,008	27.5	101t	4			
Punting	No.	Yds	Avg	Net	TB	I20	LG	BK
Berger	55	2,458	44.7	37.0	5	17	67	0
OPPONENTS	74	3,155	42.6	36.6	8	23	59	0
Defensive Leaders:								
Tackles- McDaniel (155), Rudd (113), Griffith (110), Fuller (82), Thomas (82).								
Sacks- Randle (10.5), Alexander (7.5), McDaniel (7), Clemmons (2.5), Rudd (2).								
Interceptions- Hitchcock (7), Griffith (5), Fuller (4), Thomas (2), Gray (1).								

Passing	Att.	Cmp.	Yards	Pct	Yd./Att.	TD	TD%	Int.	Int%	Lg	Sack/Lost	Rating
Cunningham	425	259	3,704	60.9	8.72	34	8.0	10	2.4	67t	20/132	106.0
Johnson	101	65	747	64.4	7.40	7	6.9	5	5.0	48t	4/30	89.0
Fiedler	7	3	41	42.9	5.86	0	0.0	1	14.3	19	0/0	22.6
Palmer	0	0	0	0.0	0.0	0	0.0	0	0.0	0	1/2	0.0
VIKINGS	533	327	4,492	61.4	8.43	41	7.7	16	3.0	67t	25/164	101.5
OPPONENTS	555	320	3,699	57.7	6.66	17	3.1	19	3.4	80t	38/247	73.8

1999

Coach: Dennis Green

Record: 10-6

9/12	W	17-14	@ Atlanta	69,555
9/19	L	17-22	Oakland	64,080
9/26	L	20-23	@ Green Bay	59,868
10/3	W	21-14	Tampa Bay	64,106
10/10	L	22-24	Chicago	64,107
10/17	L	23-25	@ Detroit	76,516
10/24	W	40-16	San Francisco	64,109
10/31	W	23-20	@ Denver	75,021
11/8	W	27-17	Dallas	64,111
11/14	W	27-24 OT	@ Chicago	66,944
11/28	W	35-27	San Diego	64,232
12/6	L	17-24	@ Tampa Bay	65,741
12/12	L	28-31	@ Kansas City	78,932
12/20	W	24-20	Green Bay	64,203
12/26	W	34-17	@ NY Giants	78,095
1/2	W	24-17	Detroit	64,103

USUAL STARTERS () GAMES STARTED

OFFENSE

WR Randy Moss (16)
LT Todd Stuessie (16)
LG Randall McDaniel (16)
C Jeff Christy (16)
RG David Dixon (16)
RT Korey Stringer (16)
TE Andrew Glover (14)
WR Kris Carter (16)
WR Jake Reed (8)
QB Jeff George (10)
RB Robert Smith (14)

DEFENSE

DE Duane Clemons (10)
DT Tony Williams (12)
DT Jerry Ball (10)
DE John Randle (16)
LB Kailee Wong (8)
LB Ed McDaniel (16)
LB Dwayne Rudd (16)
CB Kenny Wright (12)
CB Jimmy Hitchcock (16)
SS Robert Griffith (16)
FS Orlando Thomas (13)

	Minn.	Opp.
Total First Downs	324	320
Rushing	96	83
Passing	192	213
Penalty	36	24
3rd Down: Made/Att.	89/204	89/227
3rd Down: Pct	43.6	39.2
4th Down: Made/Att.	6/11	8/15
4th Down: Pct.	54.5	53.3
Possession Avg.	29:21	30:39
Total Net Yards	5,793	5,597
Avg. Per Game	362.1	349.8
Total Plays	995	1,065
Avg. Per Play	5.8	5.3
Net Yards Rushing	1,804	1,617
Avg. Per Game	112.8	101.1
Total Rushes	422	413
Net Yards Passing	3,989	3,980
Avg. Per Game	249.3	248.8
Sacked/Yards Lost	43/329	46/272
Gross Yards Passing	4,318	4,252
Att./Completions	530/316	606/373
Completion Percentage	59.6	61.6
Had Intercepted	21	12
Punts/Average	61/45.4	69/41.4
Net Punting Avg.	61/38.4	69/35.4
Penalties/Yards	114/955	108/880
Fumbles/Ball Lost	24/19	31/18
Touchdowns	49	35
Rushing	13	9
Passing	32	20
Returns	4	6

Score by Periods		1	2	3	4	OT	T
VIKINGS		59	166	64	107	3	399
OPPONENTS		84	105	56	90	0	335
Scoring	Ru	Re	Rt	1 pt.	2 pt.	FG	S
Anderson	0	0	0	46/46	0	19/30	0
Carter	0	13	0	0/0	0	0/0	0
Moss	0	11	1	0/0	0	0/0	0
Hoard	10	0	0	0/0	0	0/0	0
Hatchette	0	2	0	0/0	0	0/0	0
Reed	0	2	0	0/0	0	0/0	0
Smith	2	0	0	0/0	0	0/0	0
Williams	1	0	1	0/0	0	0/0	0
Crumpler	0	1	0	0/0	0	0/0	0
Glover	0	1	0	0/0	0	0/0	0
Jordan	0	1	0	0/0	0	0/0	0
Tate	0	0	1	0/0	0	0/0	0
Thomas	0	0	1	0/0	0	0/0	0
Walsh	0	1	0	0/0	0	0/0	0
VIKINGS	13	32	4	46/46	0/3	19/30	1
OPPONENTS	9	20	6	32/32	2/3	29/42	1

Field Goals	1-19	20-29	30-39	40-49	50+
Anderson	0/0	6/8	9/11	4/9	0/2
OPPONENTS	1/1	9/9	10/16	9/15	0/1
Anderson:	(26B,36G,30N)(50N,36G,42B)(34G,22G)(37B)(26G,40G,23G,26G,34G)(26G)(47N,33G)(23G)(49N,31G,40G)(36G,20N,38G)(146N,34G)(45N)(42G)(144G,52N)				
Opponents:	(35N,39N)(36G,37G,42G)(28G,35G,34G)(149N,48N,41G,37N)(21G,49G,29G,30G,49N,47G,48G)(22G,31G,26G)(19G,37N)(42N,32N,39G)(34G,41N)(40G,40G)(20G)(45N,38G)(26G,22G)(24G,43G,39N,42G)(39G,58N)				

Rushing	Att.	Yds.	Avg.	Lg	TD
Smith	221	1,015	4.6	70t	2
Hoard	138	555	4.0	53	10
Williams	24	69	2.9	10	1
Cunningham	10	58	5.8	14	0
Moss	4	43	10.8	15	0
George	16	41	2.6	17	0
Palmer	3	12	4.0	7	0
Culpepper	3	6	2.0	9	0
Tate	1	4	4.0	4	0
Morrow	1	4	4.0	4	0
VIKINGS	422	1,804	4.3	70t	13
OPPONENTS	413	1,617	3.9	63t	9
Receiving	No.	Yds.	Avg.	Long	TD
Carter	90	1,241	13.8	68	13
Moss	80	1,413	17.7	67t	11
Reed	44	643	14.6	50	2
Glover	28	327	11.7	31	1
Smith	24	166	6.9	34	0
Hoard	17	166	9.8	29	0
Hatchette	9	180	20.0	80t	1
Kleinsasser	6	13	2.2	11	0
Jordan	5	40	8.0	11	1
Palmer	4	25	6.3	13	0
Mills	3	30	10.0	14	0
Crumpler	2	35	17.5	31t	1
Walsh	2	24	12.0	18t	0
Williams	1	12	12.0	12	0
Tate	1	3	3.0	3	0
VIKINGS	316	4,318	13.7	80t	32
OPPONENTS	373	4,252	11.4	80t	20

Punt Returns								
	No.	FC	Yds	Avg	Long	TD		
Moss	17	4	162	9.5	64t	1		
Palmer	12	5	93	7.8	18	0		
Murphy	3	0	14	4.7	7	0		
Tate	0	4	0	0.0	0	0		
VIKINGS	32	13	269	8.4	64t	1		
OPPONENTS	28	8	246	8.8	25	0		
Kickoff Returns								
	No.	Yds	Avg	Long		TD		
Tate	25	627	25.1	76t		1		
Palmer	27	621	23.0	51		0		
Williams	10	240	24.0	85t		1		
Murphy	4	80	20.0	24		0		
Morrow	1	20	20.0	20		0		
Burroughs	1	9	9.0	9		0		
Jordan	1	0	0.0	0		0		
Kleinsasser	1	0	0.0	0		0		
VIKINGS	70	1,597	22.8	85t		2		
OPPONENTS	69	1,423	20.6	38		0		
Punting								
	No.	Yds	Avg	Net	TB	I20	LG	BK
Borger	61	2,769	45.4	38.4	9	18	75	0
OPPONENTS	69	2,655	41.4	35.4	7	22	63	0

Defensive Leaders:

Tackles: McDaniel (166), Rudd (152), Griffith (138), Hitchcock (86), Wright (80).

Sacks: Randle (10), Clemons (9), Doleman (8), Williams (5), Griffith (4).

Interceptions: Griffith (3), Hitchcock (2), Thomas (2), Bass (1), Miller (1), Randle (1), Tate (1), Wright (1).

Passing	Att.	Cmp.	Yards	Pct	Yd./Att.	TD	TD%	Int.	Int%	Lg	Sack/Lost	Rating
George	329	191	2,816	58.1	8.56	23	7.0	12	3.6	80t	28/228	94.2
Cunningham	200	124	1,475	62.0	7.38	8	4.0	9	4.5	61t	15/101	79.1
Moss	1	1	27	100.0	27.0	1	100.0	0	0.0	27t	0/0	158.3
VIKINGS	530	316	4,318	59.6	8.15	32	6.0	21	4.0	80t	43/329	89.3
OPPONENTS	606	373	4,252	61.6	7.02	20	3.3	12	2.2	80t	46/272	85.4

2000

Coach: Dennis Green

Record: 11-5

9/3	W	30-27	Chicago	64,014
9/10	W	13-7	Miami	64,112
9/27	W	21-13	@ New England	60,292
10/1	W	31-24	@ Detroit	76,438
10/9	W	30-23	Tampa Bay	64,162
10/15	W	28-16	@ Chicago	66,944
10/22	W	31-27	Buffalo	64,116
10/29	L	13-41	@ Tampa Bay	65,589
11/6	L	20-26 OT	@ Green Bay	59,854
11/12	W	31-14	Arizona Cards	64,223
11/19	W	31-17	Carolina	64,208
11/23	W	27-15	@ Dallas	63,878
11/30	W	24-17	Detroit	64,214
12/10	L	29-40	@ St. Louis Rams	66,273
12/17	L	28-33	Green Bay	64,183
12/24	L	10-31	@ Indianapolis Colts	56,672

USUAL STARTERS () GAMES STARTED

OFFENSE

WR Randy Moss (16)
LT Todd Steussie (16)
LG Corbin Lacinia (15)
C Matt Birk (16)
RG David Dixon (16)
RT Korey Stringer (16)
TE John Davis (9)
WR Chris Carter (16)
QB Daunte Culpepper (16)
RB Robert Smith (14)
FB Jim Kleinsasser (8)

DEFENSE

DE John Randle (12)
DT Tony Williams (13)
DT Chris Hovan (13)
DE Talance Sawyer (16)
LB Ed McDaniel (16)
LB Kailee Wong (16)
LB Wayne Rudd (13)
CB Robert Tate (16)
CB Ors Dishman (9)
SS Robert Griffith (16)
FS Orlando Thomas (9)

	Minn.	Opp.						
Total First Downs	319	344						
Rushing	107	110						
Passing	193	208						
Penalty	19	26						
3rd Down: Make/Att.	86/188	92/202						
3rd Down: Pct	45.7	45.5						
4th Down: Make/Att.	8/13	4/14						
4th Down: Pct.	61.5	28.6						
Possession Avg.	29:28	30:32						
Total Net Yards	5961	5701						
Avg. Per Game	372.6	356.3						
Total Plays	958	1011						
Avg. Per Play	6.2	5.6						
Net Yards Rushing	2129	1788						
Avg. Per Game	133.1	111.8						
Total Rushes	428	396						
Net Yards Passing	3832	3913						
Avg. Per Game	239.5	244.6						
Sacked/Yards Lost	35/187	31/214						
Gross Yards Passing	4019	4127						
Att./Completions	495/307	584/369						
Completion Percentage	62.0	63.2						
Had Intercepted	18	8						
Punts/Average	1934	2045						
Net Punting Avg.	36.2	33.7						
Penalties/Yards	106/908	104/747						
Fumbles/Ball Lost	26/10	17/10						
Touchdowns	47	43						
Rushing	14	17						
Passing	33	23						
Returns	0	3						
Score by Periods	1	2	3	4	OT	T		
VIKINGS	81	117	80	109	0	397		
OPPONENTS	96	98	56	115	6	371		
Scoring	Ru	Re	Rt	1 pt.	2 pt.	FG	S	T
Anderson	0	0	0	45/45	0	22/23	0	111
Moss	0	15	0	0/0	2	0/0	0	92
Smith	7	3	0	0/0	0	0/0	0	60
C. Carter	0	9	0	0/0	0	0/0	0	54
Culpepper	7	0	0	0/0	0	0/0	0	42
McWilliams	0	3	0	0/0	0	0/0	0	18
Hatchette	0	2	0	0/0	0	0/0	0	12
Davis	0	1	0	0/0	0	0/0	0	6
M. Williams	1	0	0	0/0	0	0/0	0	6
VIKINGS	14	33	0	46/46	2/2	22/23	0	397
OPPONENTS	17	23	3	38/38	0/4	26/29	0	371
Field Goals	1-19	20-29	30-39	40-49	50+			
Anderson	1/1	5/5	9/9	7/7	0/1			
OPPONENTS	1/1	10/11	8/8	5/7	0/1			
Anderson: (35,38,45) (28,49) () (20) (37,42,518.19) () (36,20,21) (30,37) (30,48) (33) (43) (49,29) (40) () () (31)								
Opponents: (29,29) () () (44w) (21,43w) (23,53w,33,35) (22) (25,48) (47,26) (24,31) () (28) (37,26w) (43,36) (52) (26,19) (34,35,43,36) (28)								

Anderson: (35,38,45) (28,49) () (20) (37,42,51B,19) () (38,20,21) (30,37) (30,48) (33) (43) (49,29) (40) () () (31)
 Opponents: (29,49) () (44W) (21,43W) (23,53W,33,35) (22) (25,48) (47,26) (24,31) () (28) (37,26W,43,36) (52) (26,19) (34,35,43,36) (28)

Rushing	Att.	Yds.	Avg.	Lg	TD			
Smith	295	1521	5.2	72t	7			
Culpepper	89	470	5.3	27t	7			
M. Williams	23	67	2.9	10	0			
Kleinsasser	12	43	3.6	7	0			
Briser	5	20	4.0	12	0			
Moss	3	5	1.7	9	0			
Walters	1	3	3.0	3	0			
VIKINGS	428	2129	5.0	72t	14			
OPPONENTS	396	1788	4.5	52	17			
Receiving	No.	Yds.	Avg.	Long	TD			
C. Carter	96	1274	13.3	53	9			
Moss	77	1437	18.7	78t	15			
Smith	36	348	9.7	53t	3			
McWilliams	22	180	8.2	26	3			
Walsh	18	191	10.6	21	0			
Davis	17	202	11.9	37	1			
Hatchette	16	190	11.9	39t	2			
Kleinsasser	10	98	9.8	21	0			
Jordan	8	63	7.9	12	0			
M. Williams	4	31	7.8	12	0			
Jacquet (LG)	1	25	25.0	25	0			
Walters	1	5	5.0	5	0			
Morrow	1	2	2.0	2	0			
D. Palmer	1	-2	-2.0	-2	0			
VIKINGS	307	4019	13.1	78t	33			
OPPONENTS	369	4127	11.2	52t	23			
Punt Returns	No.	FC	Yds	Avg	Long	TD		
Jacquet (LG)	30	8	211	7.0	35	0		
Walters	15	16	217	14.5	63	0		
M. Palmer	10	12	33	3.3	16	0		
Walsh	1	0	11	11.0	11	0		
VIKINGS	26	28	261	10.0	63	0		
OPPONENTS	32	10	310	9.7	35	0		
Kickoff Returns	No.	Yds	Avg	Long	TD			
Walters	30	692	23.1	38	0			
T. Carter	17	389	22.9	38	0			
M. Williams	10	214	21.4	34	0			
M. Palmer	6	120	20.0	24	0			
Walsh	2	9	4.5	6	0			
Morrow	1	17	17.0	17	0			
Thomas	1	15	15.0	15	0			
VIKINGS	67	1456	21.7	38	0			
OPPONENTS	69	1519	22.0	98t	1			
Punting	No.	Yds	Avg	Net	TB	I20	LG	BLK
Barger	62	2773	44.7	36.2	11	16	60	0
OPPONENTS	65	2593	39.9	33.7	7	22	65	0
Defensive Leaders:								
Tackles- Wong (134), McDaniel (131), Griffith (122), Rudd (91), Tate (70).								
Sacks- Randle (8), Sawyer (6), T. Williams (4), Hovan (2), McDaniel (2), Paup (2), Wong (2).								
Interceptions- Tate (2), Wong (2), Dismann (1), Griffith (1), Thigpenaux (1), Thomas (1).								

Defensive Leaders:

Tackles: Wong (134), McDaniel (131), Griffith (122), Rudd (91), Tate (70).

Sacks: Randle (6), Sawyer (6), T. Williams (4), Hovan (2), McDaniel (2), Paup (2), Wong (2).

Interceptions: Tate (2), Wong (2), Dishman (1), Griffith (1), Theobald (1), Thomas (1).

VIKINGS PRIME TIME/THANKSGIVING RECORD

MONDAY NIGHT RECORD

Won 20, Lost 19

(H: 12-6, A: 8-13)

10/26/70	W	13	Los Angeles	3
9/20/71	W	16	at Detroit	13
10/25/71	W	10	Baltimore	3
9/24/72	L	21	Washington	24
10/23/72	L	10	at Chicago	13
11/19/73	L	14	at Atlanta	20
11/11/74	W	28	at St. Louis	24
10/27/75	W	23	at Chicago	9
10/4/76	W	17	Pittsburgh	6
11/29/76	L	16	at San Francisco	20
10/24/77	L	3	at Los Angeles	35
9/11/78	W	12	Denver (OT)	9
9/25/78	W	24	at Chicago	20
11/5/79	L	7	at NY Jets	14
9/14/81	L	10	Oakland	36
11/2/81	L	17	at Denver	19
11/23/81	L	30	at Atlanta	31
1/3/83	W	31	Dallas	27
12/5/83	L	2	at Detroit	13
10/26/87	W	34	Denver	27

12/19/88	W	28	Chicago	27
10/30/89	L	14	at NY Giants	24
12/25/89	W	29	Cincinnati	21
10/15/90	L	24	at Philadelphia	32
11/11/91	L	17	Chicago	34
11/2/92	W	38	at Chicago	10
10/25/93	W	19	at Chicago	12
10/10/94	W	27	at NY Giants	10
12/26/94	W	21	San Francisco	14
10/30/95	L	6	Chicago	14
12/18/95	L	30	at San Francisco	37
10/28/96	L	13	Chicago	15
12/1/97	L	11	Green Bay	27
10/5/98	W	37	at Green Bay	24
11/8/99	W	27	Dallas	17
12/6/99	L	27	Tampa Bay	24
12/20/99	W	24	Green Bay	20
10/9/00	W	30	Tampa Bay	23
11/6/00	L	20	at Green Bay (OT)	26

SATURDAY NIGHT RECORD

Won 1, Lost 0

(H: 0-0, A: 1-0)

12/17/77	W	30	at Detroit	21
----------	---	----	------------	----

SUNDAY NIGHT RECORD

Won 12, Lost 6

(H: 7-4, A: 5-2)

12/6/87	L	24	Chicago	30
11/13/88	W	43	at Dallas	3
12/3/89	W	27	Chicago	16
11/4/90	W	27	Denver	22
12/2/90	W	23	Green Bay	7
9/29/91	L	6	Denver	13
12/8/91	W	26	at Tampa Bay	24
10/31/93	L	27	Detroit	30
11/21/93	L	10	at Tampa Bay	-23
12/26/93	W	30	Kansas City	10
9/17/95	L	17	Dallas (OT)	23
11/17/96	W	16	at Oakland (OT)	13
12/8/96	W	24	at Detroit	22
9/28/97	W	28	Philadelphia	19
12/6/98	W	48	Chicago	22
12/20/98	W	50	Jacksonville	10
12/12/99	L	28	at Kansas City	31
11/5/00	W	28	at Chicago	16

THANKSGIVING DAY

RECORD

Won 5, Lost 1

(H: 0-0, A: 1-1)

11/27/69	W	27	at Detroit	0
11/26/87	W	44	at Dallas (OT)	38
11/24/88	W	23	at Dallas	0
11/23/95	L	38	at Detroit	44
11/26/98	W	46	at Dallas	36
11/23/00	W	27	at Dallas	15

THURSDAY NIGHT RECORD

Won 5, Lost 4

(H: 4-3, A: 1-1)

10/26/78	W	21	at Dallas	10
9/16/82	L	22	at Buffalo	23
9/8/83	L	17	San Francisco	48
11/29/84	L	17	Washington	31
9/19/85	L	24	Chicago	24
10/15/92	W	31	Detroit	14
10/20/94	W	13	Green Bay (OT)	10
12/1/94	W	33	Chicago (OT)	27
11/30/00	W	24	Detroit	17

Randy Moss, Robert Smith, Chris Carter and Daunte Culpepper were all treated to a turkey leg following the Thanksgiving Day game at Texas Stadium on November 23, 2000.



VIKINGS ALL-TIME ASSISTANT COACHES ROSTER

Alexander, Hubbard, 1998-99
 Armstrong, Neill, 1969-77
 Atkins, Dave, 1997-99
 Asanovich, Mark, 1995
 Baggett, Charlie, 2000
 Batta, Tom, 1984-93
 Baughan, Maxie, 1989-91
 Berry, Raymond, 1984
 Billick, Brian, 1992-98
 Bjornaraa, Bud, 1984
 Brewster, Darrel, 1961-63
 Brittenham, Dean, 1984
 Brown, Jerry, 1988-91
 Brunner, John, 1987-91
 Burns, Jerry, 1968-85
 Burns, Jack, 1992-93
 Campbell, Marion, 1964-66
 Carpenter, Lew, 1964-66
 Carr, Jim, 1966-68; 1978-81
 Carroll, Pete, 1985-89
 Cecchini, Tom, 1980-83

Dalton, Deal, 1999-2000
 Dotsch, Rollie, 1987
 Dungy, Tony, 1992-95
 Faulkner, Jack, 1965
 Fazio, Fogie, 1995-99
 Fichtner, Ross, 1984
 Foerster, Chris, 1993-95
 Fontes, John, 2000
 Friday, Jeff, 1996-98
 Gilmer, Harry, 1961-64
 Hargrave, Carl, 1994-2000
 Harman, Wade, 1997-98
 Hollway, Bob, 1967-70; 78-86
 Hughes, Jed, 1982-83
 Kasper, John, 1999
 Kiffin, Monte, 1986-89; 91-94
 Knox, Chuck, 2000
 Lawrence, Daryl, 2000
 Leahy, Bob, 1984
 Levra, John, 1995-97
 Lewis, Sherman, 2000

McCormick, Tom, 1963-66
 Mertes, Buster, 1967-84
 Michels, John, 1967-93
 Moore, Tom, 1989-93
 Myers, Chip, 1995-98
 Nelson, Jocko, 1971-78
 Olivadotti, Tom, 1996-99
 Patera, Jack, 1969-75
 Patterson, Andre, 1998-99
 Peters, Floyd, 1986-90
 Radakovich, Dan, 1984
 Reese, Floyd, 1979-85
 Rehbein, Dick, 1984-91
 Rhome, Jerry, 1994
 Rowen, Keith, 1994-96
 Ryan, Buddy, 1976-77
 Schnelker, Bob, 1986-90
 Shaw, Willie, 1992-93
 Sherman, Ray, 1995-97; 99
 Solomon, Richard, 1992-2000
 Steckel, Les, 1979-83

Sweatman, Mike, 1984
 Teerlinck, John, 1992-94
 Thomas, Emmitt, 2000
 Tice, John, 1999-2000
 Tice, Mike, 1996-2000
 Trestman, Marc, 1985-86; 89-91
 von Appen, Fred, 2000
 Walters, Trent, 1994-2000
 Warmath, Murray, 1978-79
 West, Stan, 1961-63
 Wetzel, Steve, 1992-2000
 Wiggins, Paul, 1985-91
 Williamson, Tyrone, 1992-94
 Wolf, Mike, 1992-94
 Wood, Alex, 1999-2000
 Yowarsky, Walt, 1961-66
 Zauner, Gary, 1994-2000

VIKINGS ALUMNI

50	Abrams, Bobby, LB, Michigan	1993-94
53	Ache, Steve, LB, SW Missouri	1987
72	Adams, Scott, OL, Georgia	1991-93
85	Adams, Tom, WR, Minn.-Duluth	1962
7	Adams, Tony, QB, Utah State	1987
68	Addicks, John, C, Baylor	1989
67	Alderman, Grady, T, Detroit	1961-74
63	Alex, Keith, G, Texas A&M	1995
90	Alexander, Derrick, DE, Florida St.	1995-98
53	Alpate, Tuineau, LB, Washington St.	1995
25	Allen, Nate, DB, Texas Southern	1976-79
21	Allen, Terry, RB, Clemson	1991-92; 94
46	Anderson, Alfred, RB, Baylor	1984-91
1	Anderson, Gary, K, Syracuse	1998-00
56	Anderson, Scott, C, Missouri	1974-1976
53	Arno, Sam, LB, USC	1987-88
69	Arbuckle, Hassan, DE, Texas Tech	1984
79	Arreola, Chuck, T, USC	1966
58	Ashley, Walker Lee, LB, Penn St.	1983-88; 1990
45	Athas, Pete, CB, Tennessee	1975
49	Ayala, Osaferi, FB, San Diego St.	1998-99
74	Badger, Brad, G, Stanford	2000
77/60	Baker, AJ, DE, Colorado State	1988
37	Baldwin, Randy, RB, Mississippi	1991
96	Bali, Jerry, DT, SMU	1997-99
85	Ballman, Gary, TE, Michigan St.	1973
30	Banks, Antonio, S, Virginia Tech	1998-00
92	Barker, Roy, DT, No. Carolina	1992-95; 00
33	Barnes, Bill, RB, Wake Forest	1965-66
23	Barnes, Tomur, CB, North Texas	1996
42	Barnett, Harlon, S, Michigan St.	1995-96
32/38	Bass, Anthony, DB, Bethune-Cookman	1998-99
63	Battle, Jim, G, Southern Illinois	1963
52	Bavaro, David, LB, Syracuse	1992
37	Bayless, Rick, RB, Iowa	1989
47	Baylor, Tim, S, Morgan State	1979-80
27	Beaman, Autry, S, East Texas St.	1975-76
87	Beasley, John, TE, California	1967-73
63	Bebout, Nick, T, Wyoming	1980
86	Bedsole, Hal, TE, USC	1964-66
33	Beil, Rick, RB, St. John's, (Minn.)	1983
78	Bennett, Barry, DE, Concordia	1988
56/50	Berich, Pete, LB, Notre Dame	1995-00
17	Berger, Mitch, P, Colorado	1996-00
17	Berry, Bob, QB, Oregon	1965-67; 73-76
50	Berry, Ray, LB, Baylor	1987-92
21	Bess, Rufus, CB, So. Carolina St.	1982-87
85	Bethes, Ryan, WR, South Carolina	1988
75/78	Bir, Matt, C, Harvard	1998-00
73	Bishop, Bill, DT, North Texas St.	1961
12	Bishop, Keith, QB, Wheaton	1987
21	Blahak, Joe, CB, Nebraska	1974-75; 1977
59	Blair, Matt, LB, Iowa State	1974-85
68	Blair, Paul, T, Oklahoma State	1990
18/84	Bland, Tony, WR, Florida A&M	1996-98
66	Bolin, Bookie, G, Mississippi	1968-69
74	Bobo, Orlando, G, NE Louisiana	1997-98
56	Boreau, Michael, DE, Miami (Fl.)	2000
13	Bono, Steve, QB, UCLA	1985-86
71	Boone, David, DE, East, Michigan	1974
8	Bouman, Todd, QB, St. Cloud St.	1997-00
61	Bowie, Larry, G, Purdue	1962-68
62	Boyd, Brent, G, UCLA	1980-86
36	Boyd, Malik, CB, Southern	1994
60	Boylan, Jim, WR, Washington St.	1963-64
50	Brady, Jeff, LB, Kentucky	1995-97
61	Bramlett, Don, DT, Carson-Newman	1987
53	Braxton, David, LB, Wake Forest	1989-90
75	Breitenstein, Bob, T, Florida	1967
43/54	Briess, Greg, S, Texas Southern	1997-99
84	Brim, James, WR, Wake Forest	1987
44	Brim, Michael, CB, Virginia Union	1989-90
6	Brister, Bubby, QB, NE Louisiana	2000
28	Britt, Charlie, S, Georgia	1964
30	Brown, Bill, RB, Illinois	1962-74
22	Brown, Ivey Lee, RB, Ark., Pine Bluff	1993
80	Brown, Larry, WR, Mankato State	1987
86	Brown, Norris, TE, Georgia	1983
52	Brown, Richard, LB, San Diego St.	1994-96
59	Brown, Robert, TE, Alcorn A&M	1971
23	Brown, Ted, RB, North Carolina St.	1979-85
24	Brown, Terry, S, Oklahoma St.	1972-75
47	Brown, Joe, S, USC	1983-91
82	Bruer, Bob, TE, Mankato State	1980-84
24	Bruer, Larry, S, Rice	1980-84
13	Bruno, Dave, P, Moreau Valley	1987
20	Bryant, Bobby, CB, South Carolina	1967-80



94	Bryant, Tim, LB, So. Mississippi	1987
74	Buewot, Bart, T, Minnesota	1976-77
75	Bundra, Mike, DT, USC	1964
61	Bunrough, John, DE, Wyoming	1999-00
71	Burton, Derek, T, Oklahoma St.	1987
22	Butler, Billy, S/RB, Tenn.-Chattanooga	1962-64
31	Butler, Duane, S, Illinois State	1997-98
66	Byers, Ken, G, Cincinnati	1964-66
53	Caesar, Ivan, LB, Boston College	1991
23	Caleb, Jamie, RB, Grambling	1961
23	Calland, Lee, CB, Louisville	1963-65
55	Campbell, John, LB, Minnesota	1983-64
17	Cappleman, Bill, QB, Florida St.	1970
40	Carpenter, Preston, TE, Arkansas	1966
36	Carpenter, Ron, S, Miami (Ohio)	1993
84	Carroll, Jay, TE, Minnesota	1985
81	Carter, Anthony, WR, Michigan	1985-93
80	Carter, Chris, WR, Ohio State	1990-00
37	Carter, Tyrone, S, Minnesota	2000
44	Casper, Dave, TE, Notre Dame	1983
48	Cascone, Matt, FB, Arizona St.	2000
34	Chapman, Doug, RB, Marshall	2000
25	Charles, John, S, Purdue	1970
36	Christopherson, Jim, K/LB, Concordia	1962
62	Christy, Jeff, C, Pittsburgh	1993-99
12	Clabo, Neil, P, Tennessee	1975-77
34	Clark, Jesse, RB, Arkansas	1989-90
71	Clarke, Ken, DT, Syracuse	1989-91
81	Clarke, Leon, WR, USC	1963
92	Clemons, Duane, DE, California	1996-99
63	Cobb, Robert, DE, Texas	1984
26	Cobb, Marvin, S, USC	1980
89	Coffman, Paul, TE, Kansas St.	1988
37	Coleman, AJ, CB, Tennessee St.	1967
1	Coleman, Dan, DE, Murray St.	1987
8	Coleman, Greg, P, Florida A&M	1978-87
99	Colinet, Stalin, DE, Boston Coll.	1997-99
84	Collins, Dwight, WR, Pittsburgh	1984
59	Collins, Fabray, LB, So. Illinois	1987
43	Colter, Jeff, CB, Kansas	1984
20	Cooks, Kerry, S, Iowa	1998
67	Cooper, Adrian, TE, Oklahoma	1994-95
63	Cornish, Frank, C, UCLA	1994
95	Council, Keith, DE, Hampton	1999
14	Cox, Fred, K, Pittsburgh	1963-77
33	Craig, Roger, RB, Nebraska	1992-93
84	Craig, Steve, TE, Northwestern	1974-78
87	Crumpler, Charles, TE, E. Carolina	1999
77	Culpepper, Brad, DT, Florida	1992-93
12/11	Culpepper, Daunte, QB, Central Florida	1999-00
71	Culpepper, Ed, DT, Alabama	1961
89	Cunningham, Doug, WR, Rice	1979
7	Cunningham, Randall, QB, UNLV	1997-99
67	Cunningham, Rick, T, Texas A&M	1995
15	Cuzzo, Gary, QB, Virginia	1968-71
49	Curtis, Travis, S, West Virginia	1989
71/75	Dafney, Bernard, G, Tennessee	1992-94
84	Dale, Carroll, WR, Virginia Tech	1973
50	Dalton, Antico, LB, Hampton	1999
69	Daniels, LeShun, G, Ohio State	1997
7	Dannier, Rick, K, Sioux Falls	1977-83
32/25	Darden, Tony, CB, Texas Tech	1998
82	Daugherty, Ron, WR, Northeastern	1987
34	Davis, Brian, CB, Nebraska	1994
71	Davis, Doug, T, Kentucky	1966-72
5	Davis, Greg, K, The Citadel	1997
63	Davis, Isaac, G, Arkansas	1998

86	Davis, John, TE, Emporia St.	2000
4	Dawson, Dale, K, E. Kentucky	1987
86	Dawson, Rineer, WR, Florida St.	1973
24	Dean, Ted, S, Wichita	1964
55	Del Rio, Jack, LB, USC	1992-95
89	Delaney, Jarrod, WR, TCU	1989
85	DeLong, Greg, TE, North Carolina	1995-98
27	Demery, Calvin, WR, Arizona St.	1972
28	Denny, Earl, RB, Missouri	1967-68
86	Denson, Al, WR, Florida A&M	1971
62	Denton, Bob, DE, Pacific	1961-64
25	Derby, Dean, DB, Washington	1961-62
27	Devine, Kevin, CB, California	1999
52	Dick, Jim, LB, North Dakota St.	1987
76	Dickson, Paul, DT, Baylor	1961-70
76	Dill, Scott, T, Memphis	1996-97
25	Dillon, Terry, CB, Montana	1963
12	Dills, Steve, QB, Stanford	1979-84
25	Dishman, Chris, CB, Purdue	2000
71	Dixon, David, G, Arizona St.	1994-00
56	Dolan, Chris, DE, Pittsburgh	1985-93; 99
84	Donahue, Oscar, WR, San Jose	1962
42	Dorland, D.J., RB, Penn State	1987-91
50	Dugan, B.J., G, Penn State	1984
57	Dumler, Doug, C, Nebraska	1976-77
59	Dushabee, Mark, LB, Minnesota	1989-92
27	Edwards, Brad, S, South Carolina	1988-89
59	Edwards, Dixon, LB, Michigan St.	1996-98
52	Edwards, Jimmy, RB, NE Louisiana	1979
24	Eilers, Pat, S, Notre Dame	1990-91
11	Eschheid, Dean, P, Upper Iowa	1972-74
86	Ely, Clifton, TE, Mississippi St.	1987
81	Eiler, Carl, DE, Minnesota	1964-78
65/73	Elmsire, Neil, DE, Oregon	1981-86
47	Emmanuel, Charles, S, W. Virginia	1997
29	Evans, Charles, RB, Clark	1993-98
26	Evans, David, CB, Cent. Arkansas	1986-87
31	Everett, Eric, CB, Texas Tech	1992
51	Faber, Paul, LB, Mississippi	1970
54	Faust, Paul, LB, Minnesota	1967
91	Fears, Willie, DT, Northwestern St.	1990
64	Fenley, Grant, T, Abilene Christian	1984-86
31	Fennick, Rick, RB, Washington	1987-91
35	Ferguson, Bob, RB, Ohio State	1963
84	Ferguson, Charley, WR, Tennessee St.	1962
11	Fiedler, Jay, QB, Dartmouth	1998
85	Finch, Steve, WR, Elmhurst	1987
72	Fisk, Jason, DT, Stanford	1995-98
29	Fitzgerald, Jamie, CB, Idaho St.	1987
37	Fitzgerald, Mike, CB, Iowa St.	1966-67
85	Flatley, Paul, WR, Northwestern	1963-67
62	Foot, Chris, C, USC	1987-91
4	Foreman, Chuck, RB, Miami (Fl.)	1973-79
50	Fowles, Dennis, LB, West Virginia	1983-85
40	Frankhausen, Tom, S, Purdue	1962-63
37	Frank, Donald, CB, Winston-Salem	1995
22	Freeman, Steve, S, Mississippi	1987
83	Frisch, David, TE, Colorado State	1996
37	Frye, Phil, RB, California Lutheran	1987
27	Fuller, Corey, CB, Florida State	1995-98
29	Fullington, Darrell, S, Miami (Fl.)	1989-90
32	Galbreath, Tony, RB, Missouri	1981-83
66	Gallagher, Frank, G, North Carolina	1973
6	Gallery, Jim, K, Minnesota	1990
90	Gavin, John, LB, Boston College	1989
16	Gannon, Rich, QB, Delaware	1987-92
2	Garcia, Teddy, K, NE Louisiana	1989
54	Garnett, David, LB, Stanford	1993-94; 96
44	Gault, Billy, CB, Texas Christian	1961
78	Gay, William, DE, USC	1988
3	George, Jeff, QB, Illinois	1999
55	George, Ron, LB, Stanford	1997
46/66	Gerak, John, TE/G, Penn St.	1993-96
56	Gersbach, Carl, LB, West Chester	1971-72
86	Gillespie, Willie, WR, Tenn.-Chattanooga	1987
42	Gilliam, John, WR, South Carolina St.	1972-75
25	Glover, Vencie, S, Indiana St.	1992-94
82	Glover, Andrew, TE, Grambling	1997-99
94	Goff, Robert, DT, Auburn	1996
62	Goodridge, Bob, WR, Vanderbilt	1968
68	Goodrum, Charles, G, Florida A&M	1972-78
80	Goodwin, Hunter, TE, Texas A&M	1996-98
31	Graham, Scottie, RB, Ohio St.	1993-96
73	Graves, Rory, T, Ohio State	1993
23	Gray, Torian, S, Virginia Tech	1997-98
50	Greer, Dick, LB, Ohio	1961
32	Greer, Robert, RB, William & Mary	1997
25	Greene, Marcellus, CB, Arizona	1984

24	Griffith, Robert, S. San Diego St.	1994-00
27/26	Grim, Bob, WR, Oregon St.	1967-71; 76-77
47	Groce, Ron, RB, Macalester	1976
41	Gugemos, Neal, DB, St. Thomas	1986-87
84	Gulford, Eric, WR, Arizona State	1993-94
80	Gustafson, Jim, WR, St. Thomas	1985-90
91/74	Habib, Brian, G, Washington	1989-92
49	Hackbart, Dale, S. Wisconsin	1966-70
90	Haines, John, DT, Texas	1984
28	Maley, Dick, WR, Pittsburgh	1961
55	Hall, Lemanski, LB, Alabama	2000
23	Rall, Steven, S. Kentucky	1996
86/28	Hall, Tom, WR, Minnesota	1964-66; 68-69
40	Hall, Windlan, S. Arizona St.	1976-77
60	Hamilton, Wes, G, Tulsa	1976-85
23	Hammonds, Shelly, CB, Penn St.	1995
25	Hanson, Alonzo, CB, Pittsburgh	1990
51	Hanks, Ben, LB, Florida	1996
55	Hansen, Tom, S. Michigan St.	1977-84
55	Hansen, Don, LB, Illinois	1966-67
63	Hanson, Mark, G, Mankato St.	1987
50	Hargrove, Jim, LB, Howard Payne	1967-70
36	Harell, Sam, RB, E. Carolina	1960-82; 87
33	Harris, Bill, RB, Colorado	1969-70
32	Harris, Darryl, RB, Arizona St.	1988
99	Harris, James, DE, Temple	1993-95
52	Harris, Joe, LB, Georgia Tech	1979
44	Harris, John, S. Arizona St.	1985-86
90	Harris, Robert, DE, Southern	1992-94
32	Harris, Steve, RB, Northern Iowa	1987
95/91	Harrison, Martin, DE, Washington	1994-96; 99
48	Harrison, Todd, TE, North Carolina St.	1993
78	Hartenstein, Mike, DT, Penn State	1987
87	Hasling, Clint, WR, Michigan	1975
88	Haselbeck, Don, TE, Colorado	1984
89/19	Haskotte, Matthew, WR, Longson	1997-00
58	Hawkins, Rip, LB, North Carolina	1961-65
44	Hayden, Leo, RB, Ohio State	1971
32	Hayes, Ray, RB, Cent. Oklahoma	1961
80	Henderson, John, WR, Michigan	1968-72
30	Henderson, Keith, RB, Georgia	1992
24	Henderson, Wymon, CB, UNLV	1987-88
60	Hernandez, Matt, T. Purdue	1984
58	Hilgenberg, Wally, LB, Iowa	1968-79
43	Hill, Gary, S. USC	1965
10	Hill, King, P. QB, Rice	1968
89	Hillary, Ira, WR, South Carolina	1990
82	Hilton, Carl, TE, Houston	1966-89
85	Hilton, John, TE, Richmond	1970
98	Hinkle, George, DT, Arizona	1992
75/78	Hinton, Chris, T, Northwestern	1994-95
37	Hitchcock, Jimmy, CB, North Carolina	1990
44	Hoard, Leroy, RB, Michigan	1996-99
85	Holladay, John, WR, Tennessee St.	1974
75	Holladay, Randy, DE, Pittsburgh	1978-84
51	Holmberg, Rob, LB, Penn State	1999
54	Holmes, Bruce, LB, Minnesota	1993
30	Holt, Issiac, CB, Alcorn State	1985-89
55	Hough, Jim, G, Utah State	1978-86
55	Houston, Bobby, LB, North Carolina St.	1998
20	Howan, Chris, DT, Boston College	2000
24	Howard, Bryan, S. Tennessee St.	1982
51/99	Howard, David, LB, Long Beach St.	1985-89
92	Howell, Leroy, DT, Appalachian St.	1986



56/72 Huffman, David, G/T, Notre Dame:

1979-83; 85-90		
83	Hultz, Don, DE, Southern Miss.	1963
67	Humphrey, Jay, T, Texas	1999
65	Huth, Gary, G, Wake Forest	1961-63

4	Igwebuike, Donald, K. Clemson	1990
86	Ingram, Darryl, TE, California	1989
77	Irwini, Tim, T. Tennessee	1981-93
82	Ismail, Qadry, WR, Syracuse	1993-96
25	Jackson, Alfred, CB, San Diego St.	1995-96
89	Jackson, Harold, WR, Colorado	1982
76	Jackson, Joe, DT, New Mexico St.	1977
83	Jacquet, Nate, WR, San Diego St.	2000
47	James, Dick, RB, Oregon	1965
52	Jenke, Noel, LB, Minnesota	1971
51	Jenkins, Carlos, LB, Michigan St.	1991-94
28	Jenkins, Izel, CB, North Carolina St.	1993
57	Jobko, Bill, LB, Ohio State	1963-65
14	Johnson, Brad, QB, Florida St.	1992-98
65	Johnson, Charlie, NT, Colorado	1982-84
35	Johnson, Chris, S, San Diego St.	1996
52	Johnson, Dennis, LB, USC	1980-85
41	Johnson, Gene, S, Cincinnati	1961
53	Johnson, Henry, LB, Georgia Tech	1980-83
89	Johnson, Joe, WR, Notre Dame	1992
22	Johnson, Ken, S, Florida A&M	1989-90
55	Johnson, Orlrick, LB, Florida A&M	1999
48	Johnson, Sammy, RB, North Carolina	1976-78
26	Jones, Clinton, RB, Michigan St.	1967-72
30	Jones, Hassan, WR, Florida St.	1985-92
82	Jones, Mike Anthony, WR, Tennessee St.	1983-85
89	Jones, Mike Alonzo, TE, Texas A&M	1990-91
32	Jones, Shawn, S, Georgia Tech	1993
69	Jones, Wayne, T, Utah	1987
85/43/83/89	Jordan, Andrew, TE, West Carolina	1994-97; 99-00
22	Jordan, Jeff, S, Tulsa	1965-67
83	Jordan, Steve, TE, Brown	1982-94
83	Joyce, Don, DE, Tulane	1961
61	Kalis, Todd, G, Arizona State	1988-93
11	Kapp, Joe, QB, California	1967-69
3	Karlis, Rich, K, Cincinnati	1989
29	Kassulke, Karl, DB, Drake	1963-72
39	Kellar, Mark, RB, No. Illinois	1976-78
83	Kent, Joey, WR, Tennessee	2000
43	Keys, Brady, CB, Colorado St.	1987
44	Kidd, Keith, WR, Arkansas	1987
24	King, Phil, RB, Vanderbilt	1965-66
89	Kingsrider, Doug, TE, Minnesota	1973-75
36	Kirby, John, LB, Nebraska	1964-68
52	Kirksey, William, LB, Southern Miss.	1990
40/85	Kliewasser, Jim, RB, No. Dakota	1999-00
25	Knoft, Kurt, S, Kansas	1979-82
68	Koch, Greg, G, Arkansas	1987
26	Kosens, Terry, S, Hofstra	1963
89	Kramer, Kent, TE, Minnesota	1969-70
9	Kramer, Tommy, QB, Rice	1977-89
22	Krause, Paul, S, Iowa	1968-79
59	Lacey, Bob, G, North Carolina	1964
63	Lacina, Corbin, G, Augustana	1989-90
21	Lamson, Chuck, S, Wyoming	1962-63
58	Langar, Jim, C, South Dakota St.	1980-81
52	Lapham, Bill, C, Iowa	1961
77	Larsen, Gary, DT, Concordia	1985-74
82	Lash, Jim, WR, Northwestern	1973-76
65	Lawson, Steve, G, Kansas	1973-75
46	LeCount, Terry, WR, Florida	1979-83; 87
32	Lee, Amp, RB, Florida State	1994-96
19	Lee, Bob, QB/Pacific	1969-72; 75-78
39	Lee, Carl, CB, Marshall	1983-93
59	Lee, Jim, DE, Cincinnati	1961-62
3	Lester, Darrell, RB, McNeese St.	1964
87	Lewis, Leo, WR, Missouri	1981-91
73	Linden, Errol, T. Houston	1962-65
61	Lindsay, Everett, G/T, Mississippi	1993, 95, 97-98
21	Lindsey, Jim, RB, Arkansas	1966-72
76	Lingenfelter, Bob, T, Nebraska	1978
56	Livingston, Cliff, LB, UCLA	1962
13	Livingston, Mike, QB, SMU	1980
76	Liwienski, Chris, T, Indiana	1998-00
38	Louallen, Fletcher, S, Livingston	1987
23	Love, Terry, S, Murray State	1987
63	Lowdermilk, Kirk, C, Ohio State	1985-92
57	Luce, Derrel, LB, Baylor	1979-80
75	Lutensma, Bob, DE, West Michigan	1972-76
27	Lush, Mike, S, East Stroudsburg	1986
71	MacDonald, Mark, G, Boston Coll.	1985-88
46	MacKee, Earnest, CB, Utah St.	1965-69
75	Manley, James, DT, Vanderbilt	1996-97
4	Manning, Archie, QB, Mississippi	1983-84
91	Manuski, Greg, LB, Colgate	1991-93
49	Marinero, Ed, RB, Cornell	1972-75
70	Marshall, Jim, DE, Ohio State	1961-79
48	Marshall, Larry, S, Maryland	1974
55	Marston, Amos, LB, Louisville	1972-76

89	Martin, Billy, TE, Georgia Tech	1968
56/94/98/57	Martin, Chris, LB, Auburn	1984-88
79	Martin, Doug, DE, Washington	1980-89
20	Mason, Tommy, RB, Tulane	1961-66
66	Maurer, Andy, G, Oregon	1974-75
5	May, Chad, QB, Kansas State	1995
88	May, Marc, TE, Purdue	1987
5	Mayberry, Doug, RB, Utah St.	1961-62
23	Mayers, Mike, CB, LSU	1991
53	Mays, Kivusima, LB, North Carolina	1998-99
73	Mays, Stafford, DT, Washington	1967-85
33	McAnahan, Brent, RB, Arizona St.	1973-80
96	McClendon, Skip, DE, Arizona St.	1992
15	McClernon, John, QB/P, Massachusetts	1962
84/80	McCullum, Sam, WR, Montana St.	1974-75; 82-83
74	McCurry, Mike, G, Indiana	1987
58	McDaniel, Ed, LB, Clemson	1992-00
64	McDaniel, Randall, G, Arizona St.	1988-89
88	McDole, Myrle, WR, Mississippi St.	1981-83
34	McDonald, Ramos, CB, New Mexico	1998-99
39	McElhenny, Hugh, RB, Washington	1961-62
60	McElroy, Reggie, T, West Texas St.	1994
55	McGill, Mike, LB, Notre Dame	1968-70
37	McGriggs, Lamar, S, USC	1993-94
86	McKee, Marvin, TE, USC	1967
9	McMahon, Jim, QB, BYU	1993
26	McMillan, Audrey, CB, Houston	1989-93
12	McNeil, Tom, P, Stephen F. Austin	1970
54	McNeill, Fred, LB, UCLA	1974-85
60	McQuaid, Dan, T, UNLV	1988
32	McWatters, Bill, RB, North Texas	1964
87	McWilliams, Johnny, TE, USC	2000
53	Meamster, Tim, LB, Washington	1985
18	Merced, Mike, K, Arizona St.	1961-62
57	Merritt, Mike, LB, Pacific	1989-92
56	Meylan, Wayne, LB, Nebraska	1970
89	Micoch, Phil, DE, Wis.-Platteville	1987
21	Michel, Tom, RB, East Carolina	1984
44	Middleton, Dave, WR, Auburn	1961
75	Milard, Keith, DT, Washington St.	1985-91
55/59	Miller, Corey, LB, South Carolina	1999
87	Miller, Kevin, WR, Louisville	1978-80
5	Miller, Larry, QB, Northern Iowa	1987
35	Miller, Robert, RB, Kansas	1975-80
64	Millon, Ted, G, Duke	1987
45	Mills, John Henry, RB, Wake Forest	1999
21	Mincy, Charles, S, Washington	1995
68	Mitchell, Mel, G, Tennessee St.	1980
90	Molden, Fred, DT, Jackson State	1987
1	Moore, Warren, QB, Washington	1994-96
45	Moore, Leonard, RB, Jackson St.	1987
36	Moore, Manfred, RB, USC	1977
31	Morgan, Don, S, Nevada-Reno	1999-00
35	Morrill, Jake, S, BYU	1985-86
61	Morris, Kyle, CB, Oregon	1961
68	Morris, Mike, C, NE Missouri St.	1991-99
33	Morrow, Harold, RB, Auburn	1996-00
79	Moss, Eric, OL, Ohio State	1997
84	Moss, Randy, WR, Marshall	1998-00
24	Mostardi, Rich, S, Kent State	1961
77	Mullany, Mark, DE, Colorado St.	1975-87
86	Muller, Mike, TE, Florida	1963-88
31	Munsey, Nelson, CB, Wyoming	1978
88	Murphy, Fred, TE, Georgia Tech	1961
19	Murphy, Yo, WR, Idaho	1999
3	Murray, Eddie, K, Tulane	1997
48	Mustafae, Najee, CB, Georgia Tech	1987-92
74	Myers, Frank, T, Texas A&M	1978-80
51/59	Najarian, Pete, LB, Minnesota	1987
1	Nelson, Chuck, K, Washington	1966-88
32	Nelson, David, RB, Heidelberg	1984
20	Nelson, Darn, RB, Stanford	1982-89; 91-92
56	Nelson, Jim, LB, Penn St.	2000
53	Newbill, Richard, LB, Miami (Fla.)	1990
86	Newman, Pat, WR, Utah State	1990
18	Newsome, Harry, P, Wake Forest	1990-93
96	Newton, Tim, DT, Florida	1985-89
71	Niehaus, Steve, DT, Notre Dame	1979
79	Nix, Roosevelt, DT, Central St.	1994
99	Noga, Al, DE, Hawaii	1988-92
49	Nord, Keith, S, St. Cloud St.	1979-85
97	Norman, Tony, DE, Iowa State	1987
90	Norman, Gabe, DE, LSU	2000
85	Novoselsky, Brent, TE, Penn.	1989-94
9	Obee, Terry, WR, Oregon	1991
7	O'Brien, Dave, G, Boston Coll.	1963-64
69	On, Frank, G, Northern Iowa	1987
31	Osborne, Clancy, LB, Arizona St.	1961-62
41	Osborn, Dave, RB, No. Dakota	1965-75

88	Page, Alan, DT, Notre Dame	1967-78	97	Sawyer, Talence, DE, UNLV	1999-00	89	Trullit, Olanda, WR, Mississippi St.	1993
92	Palmer, David, WR/RB, Alabama	1994-00	4	Saxon, Mike, P, San Diego St.	1994-95	98/99	Tuado, Esara, DT, Oregon St.	1992-96
51	Palmer, Mitch, LS, Colorado St.	2000	78	Scardina, John, T, Lincoln	1987	38	Tucker, Bob, TE, Bloomsburg St.	1977-80
27	Parker, Anthony, CB, Arizona St.	1992-94	69	Schenk, Ed, TE, Central Florida	1987	27	Turner, John, S, Miami	1978-83; 85-87
81	Parks, Ricky, WR, Ark. Pine Bluff	1987	68	Schmidt, Roy, G, Long Beach St.	1971	24	Turner, Maurice, RB, Utah St.	1984-85
40	Paschal, Doug, RB, North Carolina	1980-81	50	Schmitz, Bob, LB, Montana	1986	61	Turner, Mike, T, Louisiana St.	1987
79	Patton, Jerry, DT, Nebraska	1971	84	Schnelke, Bob, TE, Bowling Green	1961	11	Turner, Artie, LB, Valdosta St.	1997
95	Paup, Bryce, DE, Northern Iowa	2000	60	Schreiber, Adam, C, Texas	1990-93	15	VanderKelen, Ron, QB, Wisconsin	1963-67
31	Payton, Eddie, RB, Jackson St.	1980-82	53	Schuff, Jeff, LB, Minnesota	1986	37	Vanhorse, Sean, CB, Howard	1996
24	Pearson, Jaycee, S, Washington	1993	38	Scott, Todd, S, S.W. Louisiana	1991-94	25	Vargo, Larry, S, Detroit	1964-65
68	Pentecost, John, G, UCLA	1987	50	Scott, Randy, LB, Alabama	1987	69	Vaughn, Ruben, DT, Colorado	1984
68	Perrault, Pete, G, Long Beach St.	1971	13	Scribner, Bucky, P, Kansas	1987-89	71	Vella, John, T, USC	1980
22	Peterson, Dick, CB, Minn.-Duluth	1961	60	Selesky, Ron, C, North Central	1987	63	Vellone, Jim, G, USC	1966-70
26	Peterson, Ken, C, Utah	1961	57	Sendein, Robin, LB, Texas	1981-84	83	Veigt, Stu, TE, Wisconsin	1970-80
28	Phillips, Anthony, CB, Texas A&M-King	1998	81	Senser, Joe, TE, West Chester St.	1979-84	88	Waddy, Bill, WR, Colorado	1984
30	Phillips, Bobby, RB, Virginia Union	1995	29	Servogae, Wasswa, CB, UCLA	2000	31	Wagoner, Dan, S, Kansas	1984
82	Phillips, Jim, WR, Auburn	1985-87	45	Shackman, Ed, CB, Pittsburgh	1962-72	54	Walters, Van, LB, Indiana	1992
75/91	Phillips, Joe, DT, SMU	1986; 99	14	Shaw, George, QB, Oregon	1961	19	Walton, Bobby, P, Georgia	1964-67
63	Ploeger, Kurt, DT, Gustavus Adolphus	1987	73	Shay, Jerry, DT, Purdue	1966-67	49	Walker, Adam, RB, Carthage	1987
86	Poage, R. T. Texas	1963	59	Sheppard, Ashley, LB, Clemson	1993-95	43	Walker, Herschel, RB, Georgia	1989-91
59	Polti, Randy, S, Stanford	1974	43	Sherman, Will, WR, St. Mary's	1961	6	Walker, Jay, QB, Howard	1996-97
22	Porter, Ron, LB, Idaho	1973	77	Shields, Lebron, DE, Tennessee	1961	93	Walker, Jimmy, DT, Arkansas	1987
83	Powers, John, TE, Notre Dame	1966	50	Siemon, Jeff, LB, Stanford	1972-82	25	Wallace, Jackie, CB, Arizona	1973-74
79	Prestel, J. DT, Idaho	1961-65	69	Simkus, Arnold, DT, Michigan	1967	81	Walsh, Chris, WR, Stanford	1994-00
40	Prior, Anthony, CB, Washington St.	1996-97	75	Simpson, Howard, T, Auburn	1964	82	Walters, Troy, WR, Stanford	2000
28	Provost, Ted, CB, Ohio State	1970	5	Sims, William, LB, SW Louisiana	1994	72	Ward, John, G/T, Oklahoma St.	1970-75
66	Pyle, Palmer, G, Michigan St.	1964	9	Sisson, Scott, K, Georgia Tech	1996	59	Warwick, Lonnie, LB, Tenn. Tech	1965-72
92	Quinn, Kelly, LB, Michigan St.	1987	35	Slaton, Mark, S, South Dakota	1987	20	Washington, Dwayne, CB, North Carolina St.	1994-97
64	Rabold, Mike, G, Indiana	1961-62	30	Smith, Cedric, RB, Florida	1990	84	Washington, Gene, WR, Michigan St.	1967-72
93	Randle, John, DT, Texas A&I	1990-00	25	Smith, Daryl, CB, North Alabama	1989	80	Washington, Harry, WR, Colorado St.	1978
34	Randolph, Al, CB, Iowa	1973	95	Smith, Fernando, DE, Jackson St.	1994-97, 00	96	Washington, Keith, DE, UNLV	1995
28	Rashad, Ahmad, WR, Oregon	1976-82	91	Smith, Gordon, TE, Missouri	1961-65	68	Webster, Kevin, C, Northern Iowa	1987
52	Rasmussen, Randy, G, Minnesota	1987-89	43	Smith, Greg, DT, Kansas	1984	32	Webster, Tripp, S, Michigan	1992
11	Reaves, John, QB, Florida	1979	91	Smith, Jim, RB, Elon	1987	15	Wells, Mike, QB, Illinois	1973-74
22	Redwine, Jarvis, RB, Nebraska	1981-83	79	Smith, Lyman, DT, Duke	1978	40	West, Charlie, S, UTEP	1968-73
27	Reed, Bob, RB, Pacific	1962-63	26/20	Smith, Robert, RB, Ohio St.	1993-00	35	West, Ronnie, WR, Pittsburgh St.	1992
86	Reed, Jake, WR, Grambling	1991-99	74	Smith, Robert, DE, Grambling	1985	92	Westbrooks, David, DE, Howard	1990
32	Reed, Oscar, RB, Colorado St.	1968-74	47	Smith, Rod, CB, Notre Dame	1996	37	Wheeler, Leonard, CB, Troy St.	1997
89	Reichow, Jerry, WR, Iowa	1961-64	74	Smith, Steve, DE, Michigan	1968-70	82	Whitaker, Daria, TE, Miss. Valley St.	1992-93
56	Reilly, Mike, LB, Iowa	1969	40	Smith, Wayne, CB, Purdue	1987	62	White, Brad, DT, Tennessee	1987
14	Renfro, Gilbert, QB, Tennessee St.	1990	69	Snead, Norm, QB, Wake Forest	1971	62	White, Ed, G, California	1969-77
19	Rentzel, Lance, WR, Oklahoma	1985-86	69	Solomon, Ariel, G, Colorado	1996	72	White, James, DT, Oklahoma St.	1976-83
7	Revez, Fuad, K, Tennessee	1990-95	54	Solomon, Jesse, LB, Florida St.	1986-89	97	White, Jose, DT, Howard	1995
8	Rhymes, Buster, WR, Oklahoma	1985-87	31	Spencer, Willie, RB, no college	1976	85	White, Sammy, WR, Grambling	1976-86
1	Ricardo, Benny, K, San Diego St.	1983	62	Steele, Robert, WR, No. Alabama	1979	41	Wilcots, Solomon, S, Colorado	1991
36	Rice, Allen, RB, Baylor	1984-90	52	Stein, Bob, LB, Minnesota	1975	82	Williams, A.D., WR, Pacific	1961
89	Richardson, Greg, WR, Alabama	1987-88	3	Stenerud, Jan, K, Montana St.	1984-85	98	Williams, Ben, DE, Minnesota	1998
78	Riley, Steve, T, USC	1974-84	74	Stensrud, Mike, DT, Iowa State	1986	23	Williams, Jeff, RB, Oklahoma St.	1966
98	Robbins, Fred, DT, Wake Forest	2000	71	Stepanek, Joe, DT, Minnesota	1987	58	Williams, Jimmy, LB, Nebraska	1990-91
65	Robinson, Gerald, DE, Auburn	1986-87	71	Stephanos, Bill, T, Boston Coll.	1982	21	Williams, Moe, RB, Kentucky	1996-00
90	Rodenhauser, Mark, C, Illinois St.	1989	5	Stephens, Mac, LB, Minnesota	1991	94	Williams, Tony, DT, Memphis	1997-00
29	Rogers, Chris, CB, Howard	1999	73	Steussie, Todd, T, California	1994-00	44	Williams, Walt, CB, New Mexico St.	1981-82
76	Roller, Dave, DT, Kentucky	1979-80	28	Stewart, James, RB, Miami (Fla.)	1995	80	Willis, Leonard, WR, Ohio State	1976
47	Rose, George, CB, Auburn	1964-66	95	Stewart, Mark, LB, Washington	1983-84	54	Wilson, Antonio, LB, Texas A&M-Conv.	2000
28	Rosnagle, Ted, S, Portland St.	1985, 87	27	Stiles, Ken, S, Wisconsin	1990	27	Wilson, Brett, RB, Illinois	1987
68	Rouse, Curtis, G, Tenn.-Chattanooga	1982-85	82	Stonbreaker, Steve, LB/TE, Detroit	1962-63	24	Wilson, David, S, California	1992
89	Rowe, Ray, TE, San Diego State	1994	93	Strachans, Thomas, DE, Jackson St.	1989-91	24	Wilson, Tom, RB, no college	1963
47	Rowland, Justin, CB, Tex. Christian	1961	54	Strickland, Fred, LB, Purdue	1993	11	Wilson, Wade, QB, East Texas St.	1981-91
54	Rubke, Karl, LB, USC	1961	77	Stringer, Corey, T, Ohio State	1995-00	45	Wilson, Wayne, RB, Shepherd	1986
57	Rudd, Dwayne, LB, Alabama	1997-00	55	Strudwell, Scott, LB, Illinois	1977-90	36	Winfrey, Carl, LB, Wisconsin	1971
65	Ruether, Mike, C, Texas	1994	26	Summer, Charley, CB, Wm. & Mary	1961-62	50	Winston, Roy, LB, LSU	1962-76
75	Russ, Pat, DT, Purdue	1963	64	Sunde, Milt, G, Minnesota	1954-74	29	Wise, Phil, S, Nebraska-Omaha	1977-79



12	Salisbury, Sean, QB, USC	1990-94
23	Sams, Ron, C, Pittsburgh	1984
88	Sanders, Ken, DE, Howard Payne	1980-81
78	Sapp, Bob, G, Washington	1997-98
59	Sauer, Craig, LB, Minnesota	2000

55	Talley, Darryl, LB, West Virginia	1996
10	Tarleton, Fran, QB, Georgia	1961-66; 72-78
28/83	Tate, Robert, CB/WR, Cincinnati	1997-00
33	Tatman, Pete, RB, Nebraska	1967
66	Tausch, Terry, G, Texas	1982-88
3	Teal, Willie, CB, LSU	1980-86
67	Teeter, Mike, DT, Michigan	1991
46	Tennell, Derek, TE, UCLA	1992-93
27	Thibodeaux, Keith, CB, Northwestern St.	1999-00
35	Thomas, Andre, RB, Mississippi	1987
51	Thomas, Broderick, LB, Nebraska	1995
97	Thomas, Henry, DT, LSU	1987-94
42/43	Thomas, Orlando, S, SW Louisiana	1995-00
94	Thornton, John, DT, Cincinnati	1993
83/87	Tice, Mike, TE, Maryland	1992-93; 95
74	Tillemann, Mike, DT, Montana	1966
53	Tingelhoff, Mick, C, Nebraska	1962-78
51	Tobey, Dave, LB, Oregon	1966
13	Torretta, Gino, QB, Miami	1993
33	Trickett, Mel, RB, Toledo	1961-62
32	Truelove, Tony, RB, Livingston	1987

43	Wright, Anne, CB, San Diego St.	1971-80
91	Yakovonis, Ray, DT, E. Stroudsburg	1980-83
73	Vary, Ron, T, USC	1968-81
34	Young, Jim, RB, Queens Ontario	1965-66
34	Young, Ricky, RB, Jackson St.	1978-83
72	Youso, Frank, T, Minnesota	1961-62
51	Zaunbrecher, Godfrey, C, LSU	1971-73
65	Zimmerman, Gary, T, Oregon	1986-92

VIKINGS ALL-TIME DRAFTS

1961

(Drafted 1st)

1. **TOMMY MASON** (1st overall), RB, Tulane
2. **RIP HAWKINS** (15), LB, North Carolina
3. **FRAN TARKENTON** (29), QB, Georgia
4. **CHUCK LAMSON** (43), DB, Wyoming
5. **ED SHAROCKMAN** (57), DB, Pittsburgh
6. **GERALD BURCH** (71), WR, Georgia
7. **ALLEN FERRIE** (85), WR, Wagner
8. **PAUL LINDQUIST** (99), T, New Hampshire
9. **DAN SHEEHAN** (113), T, Tenn.-Chattanooga
10. **DOUG MAYBERRY** (127), RB, Utah
11. **JERRY MAYS** (141), T, SMU
12. **STEVE STONEBREAKER** (155), LB, Detroit
13. **RAYMOND HAYES** (169), RB, Cent. Oklahoma
14. **KEN PETERSON** (183), T, Utah
15. **MIKE MERCER** (197), K, Arizona State
16. **TED KARPOWICZ** (211), RB, Detroit
17. **WILUJE JONES** (225), RB, Purdue
18. **BOB VOIGHT** (239), T, Los Angeles State
19. **BILL HILL** (253), RB, Presbyterian
20. **MIKE MCFARLAND** (267), QB, Western Illinois

1962

(Drafted 2nd)

1. NO CHOICE, traded to New York for GEORGE SHAW
2. NO CHOICE, traded, along with 11th rounder, to Cleveland for Jim Prestel, Jim Marshall, Dick Greco, Jamie Caleb, Billy Gault and Paul Dickson.
3. **BILL MILLER** (30), WR, Miami
4. **ROY WINSTON** (45), LB, LSU
5. NO CHOICE, traded to New York for Mel Triplett, Bob Schmeidler, and B. Schmidt.
6. **LARRY BOWIE** (73), G, Purdue
7. NO CHOICE, traded to Philadelphia in Jerry Reichow trade.
8. **PAUL WHITE** (101), RB, Buffalo
9. **MARSHALL SHIRK** (114), T, UCLA
10. NO CHOICE, traded to Cleveland for Bob Denton.
11. NO CHOICE, traded to Cleveland along with 2nd rounder in 1962.
12. **GARY FALLON** (157), RB, Syracuse
13. **ROGER VAN CLEEF** (170), T, SW Oklahoma
14. **PAUL FLATLEY** (185), T, Purdue
15. **LARRY GUILFORD** (198), RB, Pacific
16. **JOHN CONTOLUIS** (213), T, Connecticut
17. **RON STALEY** (226), WR, Wisconsin
18. **JUNIOR HAWTHORNE** (241), T, Kentucky
19. **TOMMY MINTER** (254), RB, Baylor
20. **TERRY CAGANEN** (269), RB, Utah State

1963

(Drafted 3rd)

1. **JIM DUNAWAY** (3), DT, Mississippi State
2. **BOBBY BELL** (16), LB, Minnesota
3. **RAY POAGE** (31), WR, Texas
4. **PAUL FLATLEY** (44), WR, Northwestern
5. **GARY KALTENBACH** (59), G, Pittsburgh
6. NO CHOICE, traded to Cleveland for T. Franchhauser, F. Cox, C. Ferguson and E. Linden.
7. NO CHOICE, traded to New York for Jim Leo.
8. **JIM O'MAHONEY** (100), LB, Miami
9. **BOB HOOVER** (115), RB, Florida
10. **TERRY KOSENS** (128), RB, Hofstra
11. **JOHN CAMPBELL** (143), LB, Minnesota
12. **JOHN SKLOPAN** (156), RB, Southern Miss.
13. **DAVE O'BRIEN** (171), G, Boston College
14. **RALPH FERRIS** (184), RB, So. Conn. St.
15. **JOHN MURIO** (199), WR, Whitworth
16. **REX MIRICH** (212), T, Arizona St.-Flagstaff
17. **TOM MUNSEY** (227), RB, Concordia
18. **TOM MCINTYRE** (240), T, St. John's
19. **FRANK HORVATH** (255), RB, Youngstown
20. **MILTON KENT** (268), QB, Auburn

1964

(Drafted 6th)

1. **CAR ELLER** (6), DE, Minnesota
2. **HAL BEDSOLE** (19), TE, USC
3. **GEORGE ROSE** (34), DB, Auburn
4. NO CHOICE, traded to Chicago for Bill Brown.
5. **TOM HEATING** (53), T, Michigan, from NY Giants as part of Hugh McElhenry trade.

5. **JOHN KIRBY** (62), LB, Nebraska
6. **BOB LACEY** (75), WR, North Carolina
7. **WES BRYANT** (90), T, Arkansas
8. **BILL McWATTERS** (103), RB, North Texas St.
9. **DARRELL LESTER** (118), RB, McNeese
10. NO CHOICE, traded to L.A. Rams for Tom Wilson.
11. **H.O. ESTES** (146), G, East Central Okla.
12. **WALTER SANDS** (159), WR, Texas
13. **RUSS VOLLMER** (174), DB, Memphis St.
14. **TOM MICHEL** (187), RB, East Carolina
15. **MONTE KIFFIN** (202), T, Nebraska
16. **CARLTON OATES** (215), DE, Florida A&M
17. **JERRY McCLURG** (230), DE, Colorado
18. **CARL ROBINSON** (243), DT, Prairie View
19. **DICK SCHOTT** (258), DE, Louisville
20. **MILT SUNDE** (271), G, Minnesota

1965

(Drafted 8th)

1. **JACK SNOW** (8), WR, Notre Dame
2. (A) **ARCHIE SUTTON** (15), T, Illinois, from N.Y. Giants as part of the Hugh McElhenry trade.
3. (B) **LANCE RENTZEL** (23), RB, Oklahoma
3. NO CHOICE, traded to Pittsburgh for Bob Ferguson.
4. (A) **JIM WHALEN** (51), WR, Boston Coll.
4. (B) **JIM HARRIS** (55), DT, Utah State, from Cleveland.
5. NO CHOICE, traded to Detroit for Tom Hall and Bruce Zellmer.
6. **JIM GRISHAM** (79), RB, Oklahoma
7. NO CHOICE, traded to Detroit for Mike Burdick and Larry Vargo.
8. (A) **JOHN HANNSON** (100), QB, Minnesota, from San Francisco for Roy Williams.
8. (B) **JEFF JORDAN** (107), DB, Tulsa
9. **FRANK McLENDON** (120), DT, Alabama
10. **JERRY SCHWEIGER** (135), T, Superior St.
11. **JOHN THOMAS** (148), WR, USC
12. **MIKE TILLEMANN** (163), DT, Montana
13. **DAVE OSBORN** (176), RB, North Dakota
14. **MAX LEETZOW** (191), DE, Idaho
15. **PAUL MORGAN** (204), RB, East Tenn.
16. **PAUL LABINSKI** (219), DT, St. John's
17. **VERAN SMITH** (232), LB, Utah State
18. **RICHARD KOTITE** (247), WR, Wagner
19. **ELLIS JOHNSON** (260), RB, SE Louisiana
20. **COSMO IACAVAZZI** (275), RB, Princeton

1966

(Drafted 7th)

1. **JERRY SHAY** (7), DT, Purdue
2. **JIM LINDEY** (27), RB, Arkansas
3. **DON HANSEN** (42), LB, Illinois
4. **RON ACKS** (57), DB, Illinois
5. (A) **DOUG DAVIS** (72), T, Kentucky
5. (B) **BOB HALL** (76), DB, Brown, from Chicago for Palmer Pyle.
6. (A) **WIBER AYLOR** (83), T, S.W. Texas St., from N.Y. Giants for Bill Swain
6. (B) NO CHOICE, traded to Detroit for Mike Burns and Larry Vargo.
7. **BOB MEERS** (106), WR, Massachusetts
8. NO CHOICE, traded to Baltimore for the rights to Larry Kramer.
9. **RON GREEN** (134), WR, North Dakota
10. NO CHOICE, traded to Detroit for Gary Lowe.
11. **STAN QUINTANA** (162), DB, New Mexico
12. **BOB PETRELLA** (181), DB, Tennessee
13. **LARRY MARTIN** (195), T, San Diego St.
14. **HOWARD TWILEY** (209), WR, Tulsa
15. **HUGH WRIGHT** (223), RB, Adams State
16. **JIM WILLIAMS** (237), DB, Arkansas
17. **MONROE BEARD** (250), WR, Virginia Union
18. **DALE GRECO** (270), T, Illinois
19. **JESSE STOKES** (284), DB, Corpus Christi
20. NO CHOICE, traded to Philadelphia for Billy Ray Barnes.

1967

(Drafted Alternately 8th and 7th)

1. (A) **CLINTON JONES** (2), RB, Michigan State, from NY Giants as part of the Tarkenton trade.

1. (B) **GENE WASHINGTON** (8), WR, Michigan State
1. (C) **ALAN PAGE** (15), DT, Notre Dame, Choice from LA Rams for Hal Bedsole, Tommy Mason and 2nd round draft choice in 1967.
2. **BOB GRIM** (28), WR, Oregon State, Choice from N.Y. Giants.
2. NO CHOICE, traded to LA Rams.
3. **EARL DENNY** (61), RB, Missouri
4. **ALVIN COLEMAN** (87), DB, Tenn. A&M
5. **KEN LAST** (115), WR, Minnesota
6. NO CHOICE, traded to Pittsburgh for Phil King.
7. **BOBBY BRYANT** (167), DB, South Carolina
8. NO CHOICE, traded to Pittsburgh for Dave Tokey.
8. **JOHN BEASLEY** (197), TE, California, Choice from Washington.
9. **BILL MORRIS** (219), G, Holy Cross
10. **PETE TATMAN** (244), RB, Nebraska
11. **BOB TRYGSTAD** (271), DT, Washington St.
12. **FRED CREMER** (296), DT, St. John's
13. **CHARLES HARDT** (323), DB, Tulsa
14. **JIM HARGROVE** (348), LB, Howard Payne
15. **JAMES SHEA** (375), DB, E. New Mexico
16. **GENE BEARD** (400), DB, Virginia Union
17. **DICK WAGONER** (427), DB, Bowling Green

1968

(Drafted 6th)

1. **RON YARY** (1), T, USC, Choice from NY Giants as part of Tarkenton trade.
1. NO CHOICE, traded to New Orleans for Gary Cuzzo.
2. **CHARLIE WEST** (33), DB, Texas-El Paso
3. NO CHOICE, traded to Pittsburgh for Brady Keys.
3. **MIKE MCGILL** (76), LB, Notre Dame, Choice from Dallas.
4. **MIKE FREEMAN** (89), DB, Fresno State
5. NO CHOICE, traded to Washington for Bob Breitenstein.
6. **BOB GOODRIE** (144), WR, Vanderbilt
7. (A) **OSCAR REED** (167), RB, Colorado State, Choice from Atlanta.
7. (B) **LENWY SNOW** (171), RB, Georgia Tech
8. **HANK URBANOWICZ** (198), DT, Miami
9. **MIKE DONOHUE** (225), TE, San Francisco
10. **TOM SAKAL** (250), DB, Minnesota
11. **BILL HAAS** (279), WR, Omaha
12. **HOWIE SMALL** (308), C, Rhode Island
13. **DICK WHERRY** (333), WR, Northern St.
14. **DON EVANS** (360), T, Arkansas A&M
15. **JIM HAYNIE** (387), QB, West Chester St.
16. **LARRY KUCHARICH** (414), DB, Boston Coll.
17. (A) **BOB LEE** (441), QB, Pacific
17. (B) **BILL HULL** (445), G, Tennessee Tech, Choice from Detroit.

1969

(Drafted 17th)

1. NO CHOICE, traded to New Orleans for Gary Cuzzo.
2. (A) **ED WHITE** (39), G, California, Choice from N.Y. Giants as part of Tarkenton trade.
2. (B) **VOLLY MURPHY** (43), WR, UTEP
3. NO CHOICE, traded to Philadelphia for Phil King.
4. **MIKE McCAFFREY** (95), LB, California
5. (A) **JIM BARNES** (106), G, Arkansas, Choice from Atlanta.
5. (B) **MIKE O'SHEA** (112), WR, Utah State, Choice from Pittsburgh for Bobby Walden.
6. (C) **CORRY DAVIS** (121), RB, Kansas St.
6. **MARION BATES** (148), DB, Tex. Southern
7. NO CHOICE, traded to Washington along with Marlin McKeever for Paul Krause.
8. **HARRISON WOOD** (199), WR, Washington
9. **TOM FINN** (225), G, Minnesota
10. **TOM McCAULEY** (253), WR, Wisconsin
11. **BRIAN DOWLING** (277), QB, Yale
12. **NOEL JENKE** (303), LB, Minnesota
13. **JIM MOYLAN** (329), DT, Texas Tech
14. **TOMMY HEAD** (355), C, S.W. Texas St.
15. **EUGENE MOSLEY** (381), TE, Jackson St.
16. NO CHOICE, traded to Detroit for 17th choice in 1968.
17. **WENDELL HOUSLEY** (433), DB, Texas A&M

1970

(Drafted 25th)

1. **JOHN WARD** (25), T, Oklahoma State
2. **BILL CAPPELMAN** (51), QB, Florida St.
3. **CHUCK BURGOON** (77), LB, North Park
4. NO CHOICE, traded to New Orleans for Kent Kramer.
5. **GREG JONES** (129), RB, UCLA
6. NO CHOICE, traded to Pittsburgh for Tony Jeter.
7. **HAP FARBER** (161), LB, Mississippi
8. **MIKE CARROLL** (206), G, Missouri
9. **GEORGE MORROW** (233), DE, Mississippi
10. **STU VOIGT** (260), TE, Wisconsin
11. **GODFREY ZAUNBRECHER** (286), C, LSU
12. **JAMES HOLLAND** (311), DB, Jackson St.
13. **ROBERT PEARCE** (337), DB, S.F. Austin
14. **TOM SPINKS** (363), WR, Louisiana Tech
15. **BENNIE FRANCIS** (388), DE, Chadron
16. **BRUCE CERONE** (417), WR, Emporia St.
17. **BRIAN HEALY** (441), DB, Michigan

1971

(Drafted 24th)

1. **LEO HAYDEN** (24), RB, Ohio State
2. NO CHOICE, traded to Philadelphia as part of Norm Snead trade.
3. **EDDIE HACKETT** (76), WR, Alcorn A&M
4. **VINCE CLEMENTS** (102), RB, Connecticut
5. NO CHOICE, choice traded to Pittsburgh for Kent Nix.
6. NO CHOICE, traded to Philadelphia for Norm Snead.
7. **GENE MACK** (180), LB, Texas-El Paso
8. **JOHN FARLEY** (208), DE, J.C. Smith
9. **TIM SULLIVAN** (232), RB, Iowa
10. **CHRIS MORRIS** (258), G, Indiana
11. **MIKE WALKER** (284), LB, Tulane
12. **REGGIE HOLMES** (310), DB, Stout State
13. **BENNY FRY** (336), G, Houston
14. **JIM GALLAGHER** (362), LB, Yale
15. **JEFF WRIGHT** (388), DB, Minnesota
16. **GREG EDMONDS** (413), WR, Penn State
17. **KEN DUNCAN** (439), P, Tulsa

1972

(Drafted 24th)

1. **JEFF SIEMON** (10), LB, Stanford.
Choice from New England for Joe Kapp.
2. NO CHOICE, traded to NY Giants as a part of Tarkenton trade.
3. **ED MARINARO** (50), RB, Cornell
4. **BART BUETOW** (59), T, Minnesota, Choice from Green Bay for the rights to Z. Bratkowski.
5. NO CHOICE, traded to Philadelphia as part of the Norm Snead trade.
6. NO CHOICE, traded to Denver for Al Denison.
7. NO CHOICE, traded to LA Rams for Ted Provost.
8. **AMOS MARTIN** (154), LB, Louisville
9. **BILL SLATER** (181), DE, Western Michigan
10. **CLYDE DEMERY** (206), WR, Arizona St.
11. **CHARLES GOODRUM** (232), G, Florida A&M
12. **WILLIE ALDRIDGE** (258), RB, South Carolina St.
13. **WILLIE MCKELTON** (284), DB, Southern
14. **BOB BANAUGH** (310), DB, Montana St.
15. **FRANKLIN ROBERTS** (336), RB, Alcorn A&M
16. **MARV OWENS** (361), RB, San Diego St.
17. **MIKE SIVERT** (388), G, East Tennessee St.
18. **NEIL GRAFF** (414), QB, Wisconsin
19. **DICK SCHMALZ** (440), WR, Auburn

1973

(Drafted Alternately 12th, 13th and 14th)

1. **CHUCK FOREMAN** (12), RB, Miami
2. **JACKIE WALLACE** (34), DB, Arizona.
Choice from St. Louis in John Gilliam for Gary Cuozzo trade.
3. NO CHOICE, traded to NY Giants as a part of Tarkenton trade.
4. **JIM LASH** (65), WR, Northwestern
5. **MIKE WELLS** (80), QB, Illinois, Choice from Philadelphia in Bill Cappelman trade.
6. NO CHOICE, traded to Kansas City for Mike Eischeid.
7. **BRENT MCCLANAHAN** (118), RB, Arizona St.
8. **(A) DOUG KINGSRITER** (139), TE, Minnesota, Choice from New Orleans along with 1974 4th choice for Bob Brown.

6. **(B) FRED ABBOTT** (143), LB, Florida
7. **JOSH BROWN** (168), RB, S.W. Texas St.
8. **CRAIG DARLING** (196), T, Iowa
9. **LARRY DIBBLES** (221), DE, New Mexico
10. **(A) RANDY LEE** (236), P, Tulane, Choice from Philadelphia for Bill Cody.
11. **(B) DAVE MASON** (246), DB, Nebraska
12. **GRAY MURDOCK** (274), T, Iowa State
13. **ALAN SPENCER** (299), WR, Pittsburgh St.
14. **RON JUST** (324), G, Minot State
15. **EDDIE BISHOP** (352), DB, Southern
16. **TONY CHANDLER** (377), RB, Missouri Valley
17. **LARRY SMILEY** (402), DE, Tex. Southern
18. **DAVE WINFIELD** (429), TE, Minnesota

1974

(Drafted 25th)

1. **(A) FRED McNEILL** (17), LB, UCLA, Choice from Atlanta along with Bob Berry for Bob Lee and Lonnie Wanwick.
2. **(B) STEVE RILEY** (25), T, USC
3. **(A) JOHN HOLLAND** (29), WR, Tennessee State, Choice from San Diego along with 3rd choice for C. Jones and C. Gersbach.
4. **(B) MATT BLAIR** (51), LB, Iowa State
5. **(A) STEVE CRAIG** (64), TE, Northwestern, Choice from San Diego.
6. **(B) SCOTT ANDERSON** (77), C, Missouri
7. **MIKE TOWNSEND** (86), DB, Notre Dame, Choice from New Orleans as part of Bob Brown trade.
8. NO CHOICE, traded to Cincinnati for Steve Lawson.
9. **JAMES FERGUSON** (120), DB, Stanford, Choice from Denver along with R. Sherman for G. Washington.
10. NO CHOICE, traded to Baltimore for Charles Stukes.
11. **MARK KELLAR** (155), RB, No. Illinois
12. **FRED TABRON** (181), RB, S.W. Missouri
13. **BREL SIMMONS** (207), K, TCU
14. **9. SAM McCULLUM** (232), WR, Montana St.
15. **BARRY REED** (259), RB, Peru State
16. **DAVID BOONE** (285), DE, E. Michigan
17. **RANDY POTL** (311), DB, Stanford
18. **GARY KELLER** (337), DT, Utah
19. **ALAN DIXON** (363), RB, Harding
20. **KURT WACHTLER** (389), DT, St. John's
21. **JOHN GOEBEL** (415), RB, St. Thomas
22. **EARL GARRETT** (441), DB, Boston State

1975

(Drafted 25th)

1. **MARK MULLANEY** (25), DE, Colorado St.
2. **ART RILEY** (52), DT, USC
3. NO CHOICE, traded to New Orleans for Andy Maurer
4. **(A) HAROLD HENSON** (69), RB, Ohio St., Choice from Cincinnati.
5. **(B) BRUCE ADAMS** (103), WR, Kansas
6. **ROBERT MILLER** (129), RB, Kansas
7. **BUBBA BROUSSARD** (156), LB, Houston
8. **HENRY GREENE** (181), RB, Southern
9. **JOE HOLLIMON** (207), DB, Arkansas St.
10. **JOHN PASSANANTI** (233), G, W. Illinois
11. **NEIL CLABO** (258), P, Tennessee
12. **IKE SPENCER** (285), RB, Utah
13. **12. UTILITY BEAMON** (311), DB, East Texas St.
14. **MIKE HUDD** (336), WR, Michigan State
15. **MIKE STRICKLAND** (363), RB, E. Michigan
16. **OLLIE BAKKEN** (388), LB, Minnesota
17. **TOM GOEDJEN** (414), K, Iowa State
18. **ADOLPH BELLIZARE** (441), RB, Penn St.

1976

(Drafted Alternately 25th and 26th)

1. **JAMES WHITE** (25), DT, Oklahoma State
2. **SAMMY WHITE** (54), WR, Grambling
3. **WES HAMILTON** (85), G, Tulsa
4. **LEONARD WILLIS** (118), WR, Ohio State
5. **(A) STEVE WAGNER** (133), DB, Wisconsin, Choice from Atlanta for Oscar Reed.
6. **(B) KEITH BARNETTE** (150), RB, Boston Coll.
7. **TERRY EGGERDAHL** (180), WR/DB, Minnesota-Duluth
8. **LARRY BRUNE** (206), DB, Rice
9. NO CHOICE, traded to New England along with 6th choice in 1977 for Doug Dummer.
10. **ISAAC HAGINS** (262), WR/RS, Southern
11. **BILL SALMON** (289), QB, Northern Iowa

12. **STEVE KRACHER** (318), RB, Montana St.
13. **ROBERT SPARKS** (345), DB, San Francisco St.
14. **GARY PAULSON** (372), DE, Colorado St.
15. **JEFF STAPLETON** (401), T, Purdue
16. **RON GROCE** (426), RB, Macalester
17. **RANDY HICKEL** (457), DB, Montana St.
18. **DICK LUKOWSKI** (484), DT, West Virginia

1977

(Drafted 27th)

1. **TOMMY KRAMER** (27), QB, Rice
2. **DENNIS SWILLEY** (55), G, Texas A&M
3. **TOM HANNON** (83), S, Michigan State
4. NO CHOICE, traded Seattle as a part of Ahmad Rashad trade.
5. **KEN MOORE** (138), TE, Northern Illinois
6. NO CHOICE, traded to New England for Doug Dummer.
7. NO CHOICE, traded to Cincinnati for Orlando Nelson.
8. **CLINT STROZIER** (222), S, USC
9. **SCOTT STUWELL** (250), LB, Illinois
10. **DAN BEAVER** (278), K, Illinois
11. **KEITH HERTWIG** (306), WR, Arizona
12. **JIM KELLEHER** (335), RB, Colorado

1978

(Drafted Alternately 21st, 20th, 24th, 23rd and 22nd)

1. **RANDY HOLLOWAY** (21), DE, Pittsburgh
2. **JOHN TURNER** (48), CB, Miami
3. **WHIP WALTON** (75), LB, San Diego St.
4. **JIM HOUGH** (100), G, Utah State
5. NO CHOICE, traded to the NY Giants for Bob Tucker.
6. NO CHOICE, traded to San Francisco for Nate Allen.
7. NO CHOICE, traded to Philadelphia for Bill Bradley.
8. **MIKE WOOD** (204), K, S.E. Missouri, Choice from Seattle for Amos Martin and Autry Beamon.
9. NO CHOICE, traded to NY Jets for Phil Wise in 1977.
10. **MIKE DEUTSCH** (240), P, Colorado St.
11. **HUGHIE SHAW** (272), RB, Texas A&I
12. **RON HARRIS** (299), RB, Colorado St.
13. **JEFF MORROW** (326), T, Minnesota

1979

(Drafted Alternately 16th and 17th)

1. **TED BROWN** (16), RB, North Carolina
2. **DAVE HUFFMAN** (43), C, Notre Dame
3. Forfeited
4. **STEVE DILS** (97), QB, Stanford
5. **JERRY METER** (129), LB, Michigan
6. **JOE SENSER** (152), TE, West Chester St.
7. **BOB WINKEL** (181), DT, Kentucky
8. NO CHOICE, traded to Baltimore for Frank Myers.
9. **BILLY DIGGS** (236), WR, Winston Salem
10. NO CHOICE, traded to NY Jets for Phil Wise.
11. **BRIAN NELSON** (291), WR, Texas Tech
12. **DAVID STEPHENS** (317), LB, Kentucky

1980

(Drafted Alternately 9th, 10th and 11th)

1. **DOUG MARTIN** (9), DT, Washington
2. **WILLIE TEAL** (30), CB, LSU, Choice from San Francisco for 2nd and 3rd choice in 1980.
3. NO CHOICE, traded to San Francisco for 2nd rounder in 1980.
4. NO CHOICE, traded to San Francisco for 2nd rounder in 1980.
5. **BRENT BOYD** (68), G/C, UCLA, Choice from New Orleans in Steve Riley trade.
6. **DENNIS JOHNSON** (92), LB, USC
7. **(A) DOUG PASCHAL** (121), RB, North Carolina
8. **(B) PAUL JONES** (122), RB, California, from New Orleans in Steve Riley trade.
9. **RAY YAKAVONIS** (148), DE, East Stroudsburg St.
10. **HENRY JOHNSON** (174), LB, Georgia Tech
11. NO CHOICE, traded along with Carl Eller to Seattle for Steve Niehaus.
12. **DENNIS MOSLEY** (232), RB/WR, Iowa

10. KEN BROWN (258), WR/RS, Nebraska
11. SAM HARRELL (288), RB, East Carolina
12. THOMAS LANE (315), S, Florida A&M

1981

(Drafted Alternately 18th, 17th and 16th)

1. NO CHOICE, traded to Baltimore for two 2nd and a 5th round choice in 1981.
2. (A) MARDY MCDOLE (39), WR, Mississippi, Choice from Baltimore for 1st choice in 1981.
2. (B) ROBIN SENDLEIN (45), LB, Texas
2. (C) JARVIS REDWINE (52), RB, Nebraska, Choice from Baltimore.
3. NO CHOICE, to New Orleans in Steve Riley trade.
3. TIM IRWIN (74), T, Tennessee, Choice from New England for Chuck Foreman.
4. JOHN SWAIN (101), DB, Miami (Fla.)
5. WENDELL RAY (123), DE, Missouri, Choice from Baltimore.
5. NO CHOICE, traded to New Orleans in Steve Riley trade.
6. NO CHOICE, traded to Miami for Jim Langer.
7. DON SHAVER (184), RB, Kutztown St.
8. WADE WILSON (210), QB/P-East Texas St.
9. NO CHOICE, traded to Seattle for Nick Bebout.
10. JAMES MURPHY (266), WR, Utah State
11. WILLIAM STEPHANOS (293), T, Boston Col.
12. BRIAN WILLIAMS (320), TE, Southern

1982

(Drafted Alternately 7th, 11th, 10th, 9th, 8th and 7th)

1. DARRIN NELSON (7), RB, Stanford
2. TERRY TAUSCH (39), T, Texas
3. NO CHOICE, traded to New Orleans for Tony Galtbreath.
4. JIM FAHNHORST (92), LB, Minnesota
5. NO CHOICE, traded to Miami for Langer.
6. GREG STORR (147), LB, Boston College
7. STEVE JORDAN (179), TE, Brown
8. KIRK HARMON (206), LB, Pacific
9. BRYAN HOWARD (233), S, Tennessee St.
10. GERALD LUCEAR (260), WR, Temple
11. CURTIS ROUSE (286), G, Chattanooga
12. HOBSON MILNER (318), RB, Cincinnati

1983

(Drafted Alternately 19th, 18th, 17th, 16th and 15th)

1. JOE BROWNER (19), DB, USC
2. NO CHOICE, traded to Philadelphia for Charlie Johnson.
3. WALKER LEE ASHLEY (73), LB, Penn St.
4. MARK RUSH (100), RB, Miami (Fla.)
5. MARK STEWART (127), LB, Washington
6. MIKE JONES (159), WR, Tennessee St.
7. CARL LEE (186), DB, Marshall
8. NORRIS BROWN (213), TE, Georgia
9. ROD ACHTER (239), WR, Toledo
10. (A) MELVIN BROWN (255), DB, Mississippi, Choice from L.A. Rams for Ron Yary.
10. (B) Walter Tate (266), C, Tennessee St.
11. BRIAN BUTCHER (298), G, Clemson
12. MAURICE TURNER (325), RB, Utah St.

1984

(Drafted Alternately 13th, 12th, 11th, 15th and 14th)

1. KEITH MILLARD (13), DE, Washington St.
2. NO CHOICE, traded to Houston for Archie Manning.
3. ALFRED ANDERSON (67), RB, Baylor
4. NO CHOICE, traded to Houston for Dave Casper.
5. NO CHOICE, traded to LA Raiders for 5th, 7th, and 11th choices in 1984.
5. ALLEN RICE (140), RB, Baylor, Choice from L.A. Rams.
6. DWIGHT COLLINS (154), WR, Pittsburgh
7. (A) JOHN HAINES (180), DT, Texas
7. (B) LOYD LEWIS (196), G, Texas A&I, Choice from L.A. Raiders.
8. PAUL SVERCHECK (208), DT, Cal Poly-SLO
9. KEITH KIDD (235), WR, Arkansas
10. JAMES SPENCER (268), LB, Oklahoma St.
11. (A) EDGAR PICKETT (295), LB, Clemson
11. (B) LAWRENCE THOMPSON (308), WR, Miami (Fla.), Choice from LA Raiders.

12. MIKE A. JONES (321), RB, North Carolina A&T

1985

(Drafted Alternately 2nd and 3rd)

1. (A) NO CHOICE, traded to Atlanta for 1st and 3rd choice in 1985.
1. (B) CHRIS DOLEMAN (4), LB, Pittsburgh, Choice from Atlanta.
2. ISSIAC HOLT (30), CB, Alcorn St.
3. (A) KIRK LOWDERMILK (59), C, Ohio St.
3. (B) TIM MEAMBER (60), LB, Washington, Choice from Atlanta.
3. (C) TIM LONG (66), T, Memphis State, Choice from San Diego for John Turner.
4. (A) GEORGE "Buster" RHYMES (85), WR, Oklahoma
4. (B) KYLE MORRELL (106), S, BYU, Choice from LA Rams for Steve Dilis.
5. MARK MacDONALD (115), G, Boston Col.
6. (A) STEVE BONO (142), QB, UCLA
6. (B) TIM NEWTON (164), NT, Florida, Choice from L.A. Raiders for Brad Van Pelt.
7. NO CHOICE, traded to Green Bay for Jan Stenerud.
8. NIKITA BLAIR (198), LB, Texas El Paso
9. JAIME COVINGTON (227), RB, Syracuse
10. JUAN JOHNSON (254), WR, Langston
11. TIM WILLIAMS (283), DB, North Carolina A&T
12. BYRON JONES (310), DT, Tulsa

1986

(Drafted Alternately 9th, 8th, 7th, 11th and 10th)

1. GERALD ROBINSON (14), DE, Auburn, Choice from San Diego.
1. NO CHOICE, traded to San Diego for San Diego's 1st and 3rd choice in 1986.
2. NO CHOICE, traded to N.Y. Giants for Gary Zimmerman.
2. NO CHOICE, traded to Miami for Anthony Carter.
2. NO CHOICE, traded to NY Giants for Gary Zimmerman.
3. NO CHOICE, traded to San Diego.
4. JOE PHILLIPS (93), DT, SMU
5. HASSAN JONES (120), WR, Florida St.
6. THOMAS ROOKS (147), RB, Illinois
7. CARL HILTON (179), TE, Houston
8. GARY SCHIPPANG (206), T, West Chester St.
9. MIKE SLATON (232), DB, South Dakota
10. JOE CORMIER (259), TE/WR, USC
11. JOHN ARMSTRONG (286), WR, Richmond
12. JESSE SOLOMON (318), LB, Florida St.

1987

(Drafted Alternately 16th)

1. D.J. DOZIER (14), RB, Penn State, Choice from Miami for 1st and 5th choices in 1987.
1. NO CHOICE, traded to Miami.
2. RAY BERRY (44), LB, Baylor
3. HENRY THOMAS (72), NT, LSU
4. REGGIE RUTLAND (100), S, Georgia Tech
5. NO CHOICE, traded to Miami.
6. GREG RICHARDSON (156), WR/KR, Alabama
7. NO CHOICE, traded to Seattle for John Harris.
8. RICK FENNEY (211), RB, Washington
9. LEONARD JONES (239), S, Texas Tech
10. ROBERT RILEY (267), T, Indiana
11. BRENT PEASE (295), QB, Montana
12. KEITH WILLIAMS (323), DT, Florida

1988

(Drafted Alternately 19th, 15th, 16th, 17th and 18th)

1. RANDALL McDANIEL (9), G, Arizona St.
2. NO CHOICE, to Denver for Denver's 2nd, 4th, and 6th choices in 1988.
3. BRAD EDWARDS (54), S, South Carolina, Choice from Denver.
3. AL NOGA (71), DT, Hawaii
4. NO CHOICE, to New England along with 11th choice in Rich Gannon trade.
4. TODD KALIS (108), G, Arizona State, Choice from Denver.
5. DARRELL FULLINGTON (124), S, Miami
6. NO CHOICE, traded to Miami.

5. DERRICK WHITE (164), CB, Oklahoma, Choice from Denver.
6. BRAD BECKMAN (183), TE, Neb.-Omaha
6. JOE CAIN (210), LB, Oregon Tech
9. PAUL MCGOWAN (237), LB, Florida State
10. BRIAN HABIB (264), DT, Washington
11. NORMAN FLOYD (296), S, South Carolina, Choice from New England for 9th rounder in 1989.
11. NO CHOICE, traded to New England in Rich Gannon trade.
12. NO CHOICE, traded to NY Giants.

1989

(Drafted 24th)

1. NO CHOICE, traded to Pittsburgh for Mike Merriweather.
2. DAVID BRAXTON (52), LB, Wake Forest
3. JOHN HUNTER (80), T, BYU
4. DARRYL INGRAM (108), TE, California
5. Exercised in 1988 Supplemental Draft for Ryan Bethea, WR, South Carolina.
6. JEFF MICKEL (183), T, E. Washington
7. BENJI ROLAND (191), NT, Auburn
8. ALEX STEWART (219), DE, Cal. State-Fullerton
9. NO CHOICE, traded to New England for 11th choice in 1988.
10. NO CHOICE, traded to Miami.
11. BRAD BAXTER (503), RB, Alabama State
12. (A) SHAWN WOODSON (331), LB, James Madison
12. (B) EVERETT ROSS (335), WR/KR, Ohio State, Choice from LA Raiders for 11th choice in 1990.

1990

(Drafted Alternately 23rd, 22nd and 21st)

1. NO CHOICE, traded to Dallas in Herschel Walker trade.
2. NO CHOICE, traded to Dallas in Herschel Walker trade.
3. (A) MIKE JONES (54), TE, Texas A&M, Choice from Dallas in Herschel Walker trade.
3. (B) MARION HOBBS (74), DE, Tennessee
4. ALONZO HAMPTON (104), CB, Pittsburgh
5. (A) REGGIE THORNTON (116), WR, Bowling Green, Choice from San Diego through Dallas in Herschel Walker trade.
5. (B) CEDRIC SMITH (131), RB, Florida
6. NO CHOICE, traded to Dallas in Herschel Walker trade.
7. JOHN LEVELIS (188), LB, C.W. Post
8. CRAIG SCHLICHTING (214), DE, Wyoming
9. TERRY ALLEN (241), RB, Clemson
10. (A) PAT NEWMAN (249), WR, Utah St., Choice from Dallas in Herschel Walker trade.
10. (B) DONALD SMITH (271), CB, Liberty
11. NO CHOICE, traded to LA Raiders for 12th choice in 1989.
12. RON GOETZ (324), LB, Minnesota

1991

(Drafted Alternately 12th, 11th, 10th, 9th, 8th and 7th)

1. NO CHOICE, traded to Dallas in Herschel Walker trade.
2. NO CHOICE, traded to Dallas in Herschel Walker trade.
3. (A) CARLOS JENKINS (65), LB, Michigan St.
3. (B) JAKE REED (68), WR, Grambling, Choice from Dallas in Herschel Walker trade.
4. RANDY BALDWIN (92), RB, Mississippi
5. CHRIS THOME (119), C/G, Minnesota
6. NO CHOICE, traded to L.A. Raiders.
6. TODD SCOTT (163), S, SW Louisiana, Choice from LA Raiders.
7. (A) SCOTT REAGAN (179), DT, Humboldt
7. (B) TRIPP WELBORNE (180), S, Michigan, Choice from LA Raiders.
8. REGGIE JOHNSON (206), DE, Arizona
9. GERALD HUDSON (232), RB, Oklahoma St.
10. BRADY PIERCE (259), T, Wisconsin
11. IVAN CAESAR (286), LB, Boston College
12. DARRYL HUGHES (313), WR, Carson-Newman

1992

(Drafted Alternately 13th, 12th, 15th and 14th)

1. NO CHOICE, to Dallas in Herschel Walker trade.
2. **ROBERT HARRIS** (39), DE, Southern, Choice from Seattle in Keith Millard trade.
2. NO CHOICE, to Dallas in Herschel Walker trade.
3. NO CHOICE, to Dallas in Herschel Walker trade.
4. **ROY BARKER** (98), DT, North Carolina
5. **ED McDANIEL** (125), LB, Clemson
6. **MIKE GADDIS** (152), RB, Oklahoma
7. **DAVID WILSON** (183), S, California
8. **LUKE FISHER** (210), TE, East Carolina
9. **(A) BRAD JOHNSON** (227), QB, Florida St., Choice from Tampa Bay in Jimmy Williams trade.
9. **(B) RONNIE WEST** (237), WR, Pittsburgh St
10. **BRAD CULPEPPER** (264), DT, Florida
11. **CHARLES EVANS** (295), RB, Clark
12. **JOE RANDOLPH** (322), WR, Elon

1993

(Drafted Alternately 21st, 24th, 23rd, 22nd, 21st and 20th)

1. **ROBERT SMITH** (21), RB, Ohio St.
2. **QADRY ISMAIL** (52), WR, Syracuse
3. **(A) JOHN GERAK** (57), G, Penn St., Choice from Seattle in Keith Millard trade.
3. **(B) GILBERT BROWN** (79), DT, Kansas
4. **ASHLEY SHEPPARD** (106), LB, Clemson
5. **EVERETT LINDSAY** (133), T, Mississippi
6. NO CHOICE, traded to Washington for George Hinkle and Joe Johnson.
7. **GINO TORRETTA** (192), QB, Miami
8. NO CHOICE, traded to San Francisco for Keith Henderson.

1994

(Drafted Alternately 19th, 18th, 17th, 16th and 20th)

1. **(A) DEWAYNE WASHINGTON** (18), CB, North Carolina St., Choice from Denver in Gary Zimmerman trade.
1. **(B) TODD STEUSSIE** (19), T, California
2. **(A) DAVID PALMER** (40), WR/RB, Alabama. Choice from Atlanta in Chris Doleman trade.
2. NO CHOICE, Compensation choice to Atlanta in Chris Doleman trade.
2. NO CHOICE, to LA Raiders for 2nd and 4th choices in 1994.
2. **(B) FERNANDO SMITH** (55), DE, Jackson St., Choice from L.A. Raiders in exchange of draft picks.
3. NO CHOICE, to Pittsburgh in Adrian Cooper trade.
4. NO CHOICE, to Houston in Warren Moon trade.
4. **MIKE WELLS** (125), DT, Iowa, Choice from LA Raiders in exchange of draft picks.
5. **SHELLY HAMMONDS** (134), CB, Penn State. Choice from Washington in Rich Gannon trade.
5. NO CHOICE, to Kansas City in Barry Word trade.
6. **ANDREW JORDAN** (179), TE, Western Carolina. Choice from Denver in Gary Zimmerman trade.
6. NO CHOICE, to Pittsburgh in Adrian Cooper trade.
7. **PETE BERICH** (211), LB, Notre Dame

1995

(Drafted Alternately 24th, 23rd and 25th)

1. **(A) DERRICK ALEXANDER** (11), DE, Florida State. Choice from Denver through Atlanta in Chris Doleman trade.
1. **(B) KOREY STRINGER** (24), T, Ohio State
2. **(A) ORLANDO THOMAS** (42), S, SW Louisiana. Choice from Denver in Gary Zimmerman trade.
2. **(B) COREY FULLER** (55), CB, Florida State
3. NO CHOICE, to Houston in Warren Moon trade.
4. **CHAD MAY** (121), QB, Kansas St., Choice from Denver for 4th and 6th choices in 1995.
4. NO CHOICE, traded to Denver.
5. **JAMES STEWART** (157), RB, Miami
6. NO CHOICE, traded to Denver.
6. **JOHN SOLOMON** (196), LB, Sam Houston State. Choice from NY Giants in Vencie Glenn trade.
7. **(A) JOSE WHITE** (232), DT, Howard
7. **(B) JASON FISK** (243), DT, Stanford, Compensatory Selection.

1996

(Drafted alternately 16th, 15th, 14th and 17th)

1. **DUANE CLEMONS** (16), LB, California
2. **JAMES MANLEY** (45), DT, Vanderbilt
3. **MOE WILLIAMS** (75), RB, Kentucky
4. **HUNTER GOODWIN** (97), TE, Texas A&M. Choice from Arizona in exchange of draft picks.
4. NO CHOICE. Traded to Arizona in exchange of draft picks.
5. **SEAN BOYD** (137), S, North Carolina. Choice from NY Giants in Vencie Glenn trade.
5. NO CHOICE. Traded to Arizona in exchange of draft picks.
6. NO CHOICE. Traded to NY Giants in Vencie Glenn trade.
7. **JON MERRILL** (223), OL, Duke.

1997

(Drafted Alternately 20th, 19th, 18th, 17th and 21st)

1. **DWAYNE RUDD** (20), LB, Alabama
2. **TORRIAN GRAY** (49), S, Virginia Tech
3. **STALIN COLINET** (78), DE, Boston College
4. **ANTONIO BANKS** (113), CB, Virginia Tech
5. **TONY WILLIAMS** (151), DT, Memphis
6. **ROBERT TATE** (183), WR, Cincinnati
7. **(A) ARTIE ULMER** (220), LB, Valdosta St.
7. **(B) MATTHEW HATCHETTE** (235), WR, Langston, Compensatory Selection.

1998

(Drafted Alternately 21st, 20th, 19th and 18th and 21st)

1. **RANDY MOSS** (21), WR, Marshall
2. **KALEE WONG** (51), LB, Stanford
3. **RAMOS McDONALD** (80), DB, New Mexico
4. **KIVULSAMA MAYS** (110), LB, North Carolina
5. **KERRY COOKS** (144), SS, Iowa
6. **MATT BIRK** (173), OT, Harvard
7. **(A) CHESTER BURNETT** (208), LB, Arizona

7. **(B) TONY DARDEN** (225), CB, Texas Tech, Compensatory Selection.

1999

(Drafted 29th)

1. **(A) DAUNTE CULPEPPER** (11), QB, Central Florida. Choice from Washington in Brad Johnson trade.
1. **(B) DIMITRIUS UNDERWOOD** (29), DE, Mich. St.
2. **JIM KLEINSASSER** (44), TE, North Dakota. Choice from Pittsburgh in exchange of draft picks (59, 73, 163).
4. **(A) KENNY WRIGHT** (120), DB, Northwestern St. Choice from Miami for Hunter Goodwin.
4. **(B) JAY HUMPHREY** (125), T, Texas.
5. **CHRIS JONES** (189), LB, Clemson Compensatory Selection.
6. **(A) TALLANCE SAWYER** (185), DL, UNLV. Choice from Tampa Bay through Baltimore for Everett Lindsay.
6. **(B) ANITCO DALTON** (199), LB, Hampton
7. **NOEL SCARLETT** (236), DL, Langston.

2000

(Drafted 26th)

1. **CHRIS HOVAN** (28), DT, Boston College.
2. **(A) FRED ROBBINS** (55), DT, Wake Forest. Choice from Washington in Brad Johnson trade.
2. **(B) MICHAEL BOIREAU** (56), DE, Miami (Fla.)
3. **DOUG CHAPMAN** (88), RB, Marshall.
4. **(A) ANTONIO WILSON** (105), LB, Texas A&M-Commerce. Choice from Baltimore for Everett Lindsay.
4. **(B) TYRONE CARTER** (118), DB, Minnesota.
5. **TROY WALTERS** (165), WR, Stanford.
7. **(A) MIKE MALANO** (240), C, San Diego St. Compensatory Selection.
7. **(B) GILES COLE** (244), TE, Texas A&M-Kingsville, Compensatory Selection.
7. **(C) LEWIS KELLY** (248), OL, South Carolina St. Compensatory Selection.

2001

(Drafted 27th)

1. **MICHAEL BENNETT** (27), RB, WISCONSIN
2. **WILLIE HOWARD** (57), DT, STANFORD
3. **ERIC KELLY** (69), CB, KENTUCKY
4. **(A) NO CHOICE**, Traded to New England in exchange of draft picks.
4. **(B) SHAWN WORTHEN** (130), DT, TCU.
5. **(C) CEDRIC JAMES** (131), WR, TCU.
5. **PATRICK CHUKWURAH** (157), LB, WYOMING
6. **CAREY SCOTT** (189), CB, KENTUCKY ST.
7. **BRIAN CRAWFORD** (225), T, WEST OREGON

Vikings

MINNESOTA VIKINGS

40TH ANNIVERSARY TEAM



The Minnesota Vikings announced the 26 players who comprised the 40th Anniversary Team at a luncheon hours before playing the Detroit Lions on Thursday, November 30 at the Metrodome. The 40th Anniversary Team was then introduced to the public during a special halftime ceremony. The 26 players represent the history and success of one of the most storied franchises in NFL history. The team includes four players who have earned induction in the Pro Football Hall of Fame.

OFFENSE

T Tim Irwin (1981-93)
 G Ed White (1968-77)
 C Mick Tingelhoff (1962-78)
 G Randall McDaniel (1988-99)
 T Ron Yary (1968-81)
 TE Steve Jordan (1982-94)
 WR Cris Carter (1990-present)
 WR Ahmad Rashad (1973-79)
 RB Chuck Foreman (1973-79)
 RB Robert Smith (1993-2000)
 QB Fran Tarkenton (1961-66, '72-78)

SPECIAL TEAMS

P Greg Coleman (1978-87)
 K Fred Cox (1963-77)

DEFENSE

DE Carl Eller (1964-78)
 DT Alan Page (1967-78)
 DT John Randle (1990-2000)
 DE Jim Marshall (1961-79)
 LB Matt Blair (1975-85)
 LB Scott Studwell (1977-90)
 LB Jeff Siemon (1972-82)
 CB Bobby Bryant (1967-80)
 CB Carl Lee (1983-93)
 S Joey Browner (1983-91)
 S Paul Krause (1968-79)

SPECIAL TEAMS

Return Man- Darrin Nelson (1982-89, '91-92)
 Cover Man- Bill Brown (1962-74)



Front Row (L-R): Fred Zamberletti, Jerry Burns, Bill Brown, Jim Marshall, Red McCombs, Greg Coleman, John Randle, Chuck Foreman, Robert Smith, Ahmad Rashad, Carl Eller, Ed White. **Middle Row (L-R):** Dennis Ryan, John Michels, Bobby Bryant, Carl Lee, Fred Cox, Joey Browner, Alan Page, Tim Irwin, Mick Tingelhoff, Paul Krause, Cris Carter. **Back Row (L-R):** Steve Jordan, Ron Yary, Scott Studwell, Fran Tarkenton, Bud Grant, Jeff Siemon, Matt Blair.

PRO FOOTBALL HALL OF FAME ENSHRINEES



Ron Yary

Tackle...6' 5" 255 lbs...Southern California...15 seasons: Minnesota Vikings (1968-1981), Los Angeles Rams (1982)...Drafted by Minnesota with the first overall pick in 1968...Took over the Vikings right tackle spot midway through the 1969 season and was a fixture there for the rest of his career...Was named All-Pro six consecutive times...Was All-NFC eight straight seasons...Played in seven Pro Bowls...Started at right tackle in Super Bowls IV, VII, IX, XI...Missed only two games in his career with

injuries due to a broken ankle in 1980 but came back to play with the injury for the rest of the season...His blend of size, speed and strength was unique when he entered the League and ushered in a new era of offensive line play...Born July 16, 1946, in Chicago, Illinois...Inducted to the Hall of Fame August 4, 2001...Presented by John Michels...Other induction class members: Nick Buoniconti, Marv Levy, Mike Munchak, Jackie Slater, Lynn Swann, Jack Youngblood.



Paul Krause

Safety...6' 3" 200 lbs...Iowa...16 seasons: Washington Redskins (1964-1967) and Minnesota Vikings (1968-1979)...Second-round pick Redskins, 1964...Led NFL in interceptions with 12 as a rookie and was named first-team All Pro...In his first season as a Viking he intercepted passes in six consecutive games...Still the all-time NFL leader in interceptions with 81...Also ranks third all-time with 1,185 career yards on interception returns...His 10 interceptions in

1975 remains a club record...Played in eight Pro Bowls...Started at safety in four Super Bowls (IV,VIII,IX,XI)...Voted All-NFL four times and All-NFC five times...Born February 19, 1942, in Flint, Michigan...Inducted to the Hall of Fame August 1, 1998...Presented by Jerry Burns...Other induction class members: Tommy McDonald, Anthony Munoz, Mike Singletary, Dwight Stephenson.



Bud Grant

Head Coach...Minnesota...18 seasons: Minnesota Vikings (1967-1983, 1985)...NFL coaching record 158-96-5...10 post-season victories...Led Vikings to 11 divisional championships in 1968-1971, 1973-1978, 1980...Led team to 1969 NFL Title...National Football Conference Champions 1973, 1974, 1976...His Vikings teams played in Super Bowls IV,VIII,IX,XI...First person to be elected to both the Pro Football Hall of Fame and the Canadian Football League Hall of Fame (May 13, 1983)...Twenty-Eight

seasons as a head coach, won a total of 290 football games...1969 NFL Coach of the Year...Came to the Vikings after ten year tenure (102-56-2) with the Winnipeg Blue Bombers in the Canadian Football League...Led Blue Bombers to six Western Conference championships...Grant brought the Bombers to six Grey Cups, winning the CFL Championship four times 1958, 1959, 1961 and 1962...Played six years of professional football two with Philadelphia (1951-1952) Eagles and four with the Winnipeg Blue Bombers (1953-1956)...Holds pro football record for most interceptions in one game with 5 vs. Saskatchewan 10/28/53...Played in one Pro Bowl...Two-year stint with the NBA Minneapolis Lakers (1950-1951)...Born May 20, 1927, in Superior, Wisconsin...Inducted to the Hall of Fame July 30, 1994...Presented by Sid Hartman...Other induction class members: Tony Dorsett, Jimmy Johnson, Leroy Kelly, Jackie Smith, Randy White.





Jim Finks

Administrator...Tulsa...22 seasons: Minnesota Vikings (1964-1973), Chicago Bears (1974-1982), New Orleans Saints (1986-1993)...Served as Vikings general manager and vice-president...Hired Bud Grant in 1967 from the CFL...Finks helped the Vikings win five NFC Central Division crowns...Vikings appeared in Super Bowls IV and VIII under Finks guidance...Developed Vikings, Bears and Saints - all teams with losing records - into winners...Vikings posted a 42-14 record during his four seasons as team general manager/vice president...1973 NFL Executive of the Year...Long time member of the NFL competition committee...Played defensive back, quarterback for the Steelers (1949-1955)...Born August 31, 1927, in St. Louis, Missouri...Died May 8, 1994...Inducted to the Hall of Fame July 29, 1995...Inducted posthumously, represented by his son, Jim Finks, Jr....Presented by Edward W. McCaskey...Other induction class members: Henry Jordan, Steve Largent, Lee Roy Selmon, Kellen Winslow.



Alan Page

Defensive Tackle...6' 4" 225 lbs...Notre Dame...15 seasons: Minnesota Vikings (1967-1978), Chicago Bears (1978-1981)...Consensus All-America, 1966...First-round pick, 1967...Played in 236 straight games, including four Super Bowls (IV,VIII,IX,XI)...Named NFL Most Valuable Player 1971...Four-time NFC Defensive Player of the Year...All NFL/NFC nine years...Played in nine Pro Bowls...Career marks: 23 opponent fumble recoveries...Blocked 28 kicks...Recorded 148.5

sacks...Currently serves on the Minnesota Supreme Court...Active in the Twin Cities community through the Page Education Foundation...Born August 7, 1945, in Canton, Ohio...Inducted to the Hall of Fame July 30, 1988...Other induction class members: Fred Biletnikoff, Mike Ditka, Jack Ham.



Fran Tarkenton

Quarterback...6' 0" 185 lbs...Georgia...18 seasons: Minnesota Vikings (1961-1966, 1972-1978) New York Giants (1967-1971)...Third-round pick, 1961...Almost instant star with four touchdown passes beating the Bears 37-13 in the first game in franchise history vs. Chicago (9/17/61)...Moved to New York in 1967, back to the Vikings in 1972 in stunning trades...At retirement led lifetime passers in attempts (6,467), completions (3,686), passing yards (47,003), touchdown passes (342)...1975 NFL

Most Valuable Player...Rushed for 3,674 yards, 32 touchdowns...Led Vikings to three Super Bowls (VIII,IX,XI)...Four time All-NFL selection...Played in nine Pro Bowls...Born February 3, 1940, in Richmond, Virginia...Inducted to the Hall of Fame August 2, 1986...Other induction class members: Paul Hornung, Ken Houston, Willie Lanier, Doak Walker.



Other players in Pro Football Hall of Fame who played for the Minnesota Vikings:

Hugh McElhenny, Half Back, 1961-1962
Norm Van Brocklin, Head Coach, 1961-1966
Jim Langer, Center, 1980-1981
Jan Stenerud, Kicker, 1984-1985

VIKINGS ALL TIME HONORS

NFL MVP

- 1971-Alan Page, DT (AP)
1975-Francis Tarkenton, QB (AP NEA, PFV, TSN)
1998-Randall Cunningham, QB
(Miller Lite, Maxwell Club)

ALL-PRO

- 1963-Tommy Mason, HB (AP UPI, NEA)
1964-Mick Tingelhoff, C (AP UPI)
1965-Mick Tingelhoff, C (AP UPI, NEA)
1966-Mick Tingelhoff, C (AP UPI, NEA)
1967-Mick Tingelhoff, C (UPI)
1968-Mick Tingelhoff, C (AP UPI, NEA); Carl Eller, DE (AP UPI, NEA)
1969-Mick Tingelhoff, C (AP UPI, NEA); Carl Eller, DE (AP UPI, NEA); Alan Page, DT (UPI)
1970-Alan Page, DT (AP NEA, PFV); Carl Eller, DE (AP NEA, PFV); Mick Tingelhoff, C (PFV)
1971-Alan Page, DT (AP NEA, PFV); Carl Eller, DE (AP NEA, PFV); Ron Yary, T (AP NEA, PFV); Paul Krause, DB (NEA)
1972-Ron Yary, T (AP)
1973-Carl Eller, DE (PFV, AP NEA); John Gilliam, WR (NEA); Alan Page, DT (AP PFV); Francis Tarkenton, QB (NEA); Ron Yary, T (AP PFV, NEA)
1974-Alan Page, DT (PFV, NEA, AP PFV); Ed White, G (NEA); Ron Yary, T (PFV, NEA, AP PFV)
1975-Chuck Foreman, RB (AP NEA, PFV); Paul Krause, S (AP PFV); Alan Page, DT (AP PFV); Francis Tarkenton, QB (AP NEA, PFV); Ed White, G (NEA); Ron Yary, T (AP NEA, PFV)
1976-Ron Yary, T (AP NEA, PFV); Chuck Foreman, RB (NEA)
1980-Matt Blair, LB (AP)
1982-Doug Martin, DE (PFV)
1987-Joey Browner, S (AP NEA, PFV, PFV); Gary Zimmerman, T (AP NEA, PFV, PFV); Chris Doleman, DE (NEA)
1988-Joey Browner, S (AP PFV, PFV, CPFN, TSN, SI); Carl Lee, CB (AP PFV, PFV, CPFN, TSN); Keith Millard, DT (AP PFV, CPFN, TSN); Gary Zimmerman, T (AP PFV, CPFN)
1989-Chris Doleman, DE (AP CPFN, TSN, PFV); Keith Millard, DT (AP TSN, SI, PFV); Joey Browner, S (CPFN); Randall McDaniel, G (CPFN)
1990-Joey Browner, S (AP CPFN, TSN, PFV, PFV, FD, NEA); Randall McDaniel, G (AP CPFN); Chris Doleman, DE (SI)
1991-Randall McDaniel, G (AP NEA, TSN, PFV)
1992-Chris Doleman, DE (AP FD, FN, PFV, TSN, UPI); Randall McDaniel, G (AP CPFN, FD, FN, PFV, NEA, TSN); Audrey McMillan, CB (AP CPFN, FD, PFV, UPI); Gary Zimmerman, T (FN, NEA, UPI); Todd Scott, S (FD, FN, UPI); Harry Newsome, P (FN)
1993-Randall McDaniel, G (AP CPFN, PFV, TSN, SI); John Randle, DT (AP PFV, FD)
1994-Cris Carter, WR (AP PFV, PFV, CPFN, FD, TSN, SI, USA); Randall McDaniel, G

- (AP PFV, PFV, CPFN, FD, TSN, USA); John Randle, DT (AP PFV, PFV, CPFN, FD, TSN, USA); Fuad Reveiz, K (PFV, PFV, FD, SI)
1995-Randall McDaniel, G (AP CPFN, PFV, PFV); John Randle, DT (AP CPFN, PFV, PFV, TSN)
1996-Cris Carter, WR (SI); Randall McDaniel, G (AP CPFN, FD, PFV, PFV, TSN, USA); John Randle, DT (AP FD, PFV, PFV, TSN, USA)
1997-Cris Carter, WR (USA); Randall McDaniel, G (TSN, USA); John Randle, DT (AP PFV, CPFN, TSN); Todd Steussie, T (FD)
1998-Gary Anderson, K (AP SI, PFV, CPFN, TSN, FD, USA); Jeff Christy, C (SI); Randall Cunningham, QB (AP SI, PFV, FD, CPFN); Robert Griffith, S (TSN, CPFN); Jimmy Hitchcock, CB (CPFN); Randall McDaniel, G (AP SI, PFV, CPFN, TSN, FD, USA); Randy Moss, WR (AP SI, PFV, CPFN, TSN, FD, USA); John Randle, DT (AP PFV, CPFN, TSN, FD, USA); Todd Steussie, T (SI)
1999-Mitch Berger, P (PFV, CPFN, TSN); Cris Carter, WR (AP FD, PFV, SI); Jeff Christy, C (PFV); Randall McDaniel, G (USA); Randy Moss, WR (USA); John Randle, DT (USA)
2000-Daunte Culpepper, QB (USA); Randy Moss, WR (AP SI, PFV, CPFN, TSN, FD, USA)

ALL-NFC

- 1970-Mick Tingelhoff, C (AP); Carl Eller, DE (AP UPI); Alan Page, DT (AP UPI); Paul Krause, S (UPI)
1971-Carl Eller, DE (AP UPI, TSN); Alan Page, DT (AP UPI, TSN); Ron Yary, T (AP UPI, TSN); Bob Grim, WR (UPI, TSN); Paul Krause, DB (UPI, TSN)
1972-Carl Eller, DE (TSN, AP); Paul Krause, DB (UPI, AP TSN); Alan Page, DT (UPI, AP TSN); Francis Tarkenton, QB (UPI, TSN); Ron Yary, T (UPI, AP TSN)
1973-Carl Eller, DE (PFV, AP UPI, TSN); John Gilliam, WR (UPI, TSN); Paul Krause, S (UPI, TSN, AP PFV); Alan Page, DT (PFV, AP UPI, TSN); Ron Yary, T (AP PFV, TSN, UPI); Bobby Bryant, DB (PFV)
1974-Chuck Foreman, RB (AP UPI, TSN, PFV); Alan Page, DT (AP UPI, TSN, PFV); Nate Wright, DB (PFV); Ron Yary, T (AP UPI, TSN, PFV)
1975-Carl Eller, DE (AP UPI); Chuck Foreman, RB (AP UPI); Paul Krause, S (AP UPI); Alan Page, DT (AP UPI); Francis Tarkenton, QB (AP UPI); Ed White, G (AP UPI); Ron Yary, T (AP UPI)
1976-Sammy White, WR (UPI); Ron Yary, T (AP UPI); Ed White, G (UPI); Fran Tarkenton, QB (UPI); Chuck Foreman, RB (AP UPI); Alan Page, DT (AP UPI)
1977-Matt Blair, LB (TSN); Chuck Foreman, RB (PFV, TSN); Alan Page, DT (UPI); Sammy White, WR (PFV); Ron Yary, T (UPI, PFV, TSN)
1978-Matt Blair, LB (UPI, PFV); Sammy White, WR (UPI)
1979-Ahmad Rashad, WR (UPI, PFV, SI); Matt Blair, LB (PFV)
1980-Matt Blair, LB (UPI); Ahmad Rashad, WR (UPI)
1981-Joe Senner, TE (UPI)
1982-Doug Martin, DE (UPI, PFV)
1986-Tommy Kramer, QB (UPI)
1987-Joey Browner, S (UPI, PFV, FN); Chris Doleman, DE (UPI, PFV, FN); Gary Zimmerman, T (UPI, PFV, FN); Steve Jordan, TE (UPI); Anthony Carter, WR (FN)
1988-Joey Browner, S (UPI); Carl Lee, CB (UPI); Gary Zimmerman, T (UPI)
1989-Chris Doleman, DE (UPI, PFV); Keith Millard, DT (UPI, PFV); Randall McDaniel, G (PFV); Joey Browner, S (PFV)

- 1990-Joey Browner, S (UPI, FN); Randall McDaniel, G (UPI); Carl Lee, CB (FN); Henry Thomas, DT (FN)
1993-Randall McDaniel, G (UPI, FN); John Randle, DT (UPI, FN); Chris Doleman, DE (UPI)
1994-Cris Carter, WR (FN, UPI); Randall McDaniel, G (FN, UPI); John Randle, DT (FN, UPI); Fuad Reveiz, K (FN, UPI); Jack Del Rio, LB (FN)
1995-Randall McDaniel, G (FN, UPI), David Palmer, PR (FN), John Randle, DT (FN, UPI)
1996-Randall McDaniel, G (UPI, FN); John Randle, DT (UPI)
1997-Cris Carter, WR (FN); Randall McDaniel, G (PFV, FN); David Palmer, PR (PFV); John Randle, DT (PFV, FN, USA); Todd Steussie, T (PFV, FN)
1998-Gary Anderson, K (FN, PFV); Jeff Christy, C (FN, PFV); Randall Cunningham, QB (FN, PFV); Randall McDaniel, G (FN, PFV); Randy Moss, WR (FN, PFV); John Randle, DT (FN, PFV); Dwayne Rudd, LB (FN); Todd Steussie, T (PFV)
1999-Mitch Berger, P (PFV); Cris Carter, WR (PFV); Jeff Christy, C (PFV)
2000-Matt Birk, C (PFV, FN); Daunte Culpepper, QB (PFV); Randy Moss, WR (CPV, FN); Robert Smith, RB (PFV, FN)



NFL COACH OF THE YEAR

- 1969-Bud Grant (PFV, TSN)
1992-Dennis Green (Washington Touchdown Club)
1998-Dennis Green (SI, Maxwell Club)

NFC COACH OF THE YEAR

- 1992-Dennis Green, (UPI, CPFN)

NFL OFFENSIVE PLAYER OF THE YEAR

- 1975-Fran Tarkenton, QB (PFV)
1998-Randall Cunningham, QB (CPV)

NFL DEFENSIVE PLAYER OF THE YEAR

- 1971-Alan Page, DT (PFV)
1973-Alan Page, DT (PFV)
1989-Keith Millard, DT (AP PFV)

NFC PLAYER OF THE YEAR

- 1974-Chuck Foreman (TSN)
1975-Fran Tarkenton (TSN)
1998-Randall Cunningham, QB (FN)

NFC DEFENSIVE PLAYER OF THE YEAR

- 1992-Chris Doleman, DE (UPI)

NFL LINEMAN OF THE YEAR

- 1973-Alan Page, DT (PFV)

NFL COMEBACK PLAYER OF THE YEAR

- 1986-Tommy Kramer, QB (PFV)



NFL ROOKIE OF THE YEAR

- 1963-Paul Flatley, WR (AP UPI, NEA, TSN)
 1973-Chuck Foreman, RB (PFWA)
 1976-Sammy White, WR (PFWA)
 1998-Randy Moss, WR (TSN, FN, PF, SI)

NFL OFFENSIVE ROOKIE OF THE YEAR

- 1973-Chuck Foreman, RB, (PFW)
 1976-Sammy White, WR, (PFW, PD)
 1998-Randy Moss, WR (AP FD, CFW)

NFL DEFENSIVE ROOKIE OF THE YEAR

- 1994-Dewayne Washington, (CB) (PFN)

WALTER PAYTON AWARD- NFL MAN OF THE YEAR

- 1999-Cris Carter

NFL ALUMNI PLAYERS OF THE YEAR

- 1988-Anthony Carter (WR), Joey Browner (DB)
 1992-Randall McDaniel (OL)
 1994-Cris Carter (WR)
 1998-Gary Anderson (ST), Randall Cunningham (QB), Randy Moss (WR), John Randle (DL)
 2000-Cris Carter (WR), Daunte Culpepper (QB)

NFL ALUMNI CAREER ACHIEVEMENT AWARD

- 1995-Alan Page

NFC ROOKIE OF THE YEAR

- 1973-Chuck Foreman, RB (Wheaties, TSN)
 1976-Sammy White, WR (UPI, TSN, NEA)
 1998-Randy Moss, WR (PFWA)

NFC OFFENSIVE ROOKIE OF THE YEAR

- 1998-Randy Moss, WR (PFWA)

1000 YARD CLUB

- (For the outstanding blocker in the NFL)
 1969-Mick Tingelhoff, C
 1975-Ron Yary, OL

PRO BOWL PLAYERS

- 1961-Hugh McElhenny, HB; Jerry Reichow, E
 1962-Tommy Mason, HB
 1963-Tommy Mason, HB; Grady Alderman, T; Rip Hawkins, LB
 1964-Tommy Mason, HB; Grady Alderman, T; Mick Tingelhoff, C; Francis Tarkenton, QB; Bill Brown, RB
 1965-Grady Alderman, T; Bill Brown, FB; Francis Tarkenton, QB; Mick Tingelhoff, C



- 1966-Paul Flatley, E; Grady Alderman, T; Milt Sunde, G; Mick Tingelhoff, C
 1967-Mick Tingelhoff, C; Grady Alderman, T; Bill Brown, FB
 1968-Mick Tingelhoff, C; Bill Brown, FB; Carl Eller, DE; Jim Marshall, DE; Alan Page, DT
 1969-Carl Eller, DE; Joe Kapp, QB; Paul Krause, S; Gary Larsen, DT; Jim Marshall, DE; Alan Page, DT; Gene Washington, WR; Mick Tingelhoff, C
 1970-Fred Cox, K; Carl Eller, DE; Karl Kasulke, S; Gary Larsen, DT; Dave Osborne, HB; Alan Page, DT; Gene Washington, WR
 1971-Carl Eller, DE; Alan Page, DT; Paul Krause, DB; Ron Yary, T; Bob Grim, WR
 1972-John Gilliam, WR; Paul Krause, DB; Alan Page, DT; Ron Yary, T
 1973-Chuck Foreman, RB; John Gilliam, WR; Paul Krause, S; Alan Page, DT; Jeff Siemon, LB; Ron Yary, T; *Carl Eller, DE
 1974-Carl Eller, DE; Chuck Foreman, RB; John Gilliam, WR; Paul Krause, S; Alan Page, DT; *Francis Tarkenton, QB; Ron Yary, T
 1975-Bobby Bryant, DB; Chuck Foreman, RB; John Gilliam, WR; Paul Krause, S; Alan Page, DT; Jeff Siemon, LB; *Francis Tarkenton, QB; Ed White, G; Ron Yary, T
 1976-Jeff Siemon, LB; Ed White, G; Ron Yary, T; Sammy White, WR; *Chuck Foreman, RB; *Francis Tarkenton, QB; *Alan Page, DT
 1977-Matt Blair, LB; Chuck Foreman, RB; Jeff Siemon, LB; Ed White, G; Sammy White, WR; Ron Yary, T
 1978-Matt Blair, LB; Ahmad Rashad, WR
 1979-Matt Blair, LB; Ahmad Rashad, WR
 1980-Matt Blair, LB; Ahmad Rashad, WR
 1981-Matt Blair, LB; Ahmad Rashad, WR; *Joe Senter, TE
 1982-Matt Blair, LB
 1984-Jan Stenerud, K
 1985-Joey Browner, special teams

- 1986-Tommy Kramer, QB; Joey Browner, S; Steve Jordan, TE
 1987-Joey Browner, S; Chris Doleman, DE; Scott Studwell, LB; Anthony Carter, WR; Steve Jordan, TE; Gary Zimmerman, T
 1988-Joey Browner, S; Chris Doleman, DE; Carl Lee, CB; Keith Millard, DT; Scott Studwell, LB; Anthony Carter, WR; Steve Jordan, TE; Wade Wilson, QB; Gary Zimmerman, T
 1989-Joey Browner, S; Chris Doleman, DE; Carl Lee, CB; Keith Millard, DT; Steve Jordan, TE; Randall McDaniel, G; Gary Zimmerman, T
 1990-Joey Browner, S; Chris Doleman, DE; Carl Lee, CB; Steve Jordan, TE; Randall McDaniel, G
 1991-Steve Jordan, TE; Randall McDaniel, G; Henry Thomas, NT
 1992-Chris Doleman, DE; Randall McDaniel, G; Audray McMillian, CB; Todd Scott, S; Henry Thomas, DT; Gary Zimmerman, T
 1993-Cris Carter, WR; Chris Doleman, DE; Randall McDaniel, G; John Randle, DT
 1994-Cris Carter, WR; Jack Del Rio, LB; Randall McDaniel, G; Warren Moon, QB; John Randle, DT; Fud Revez, K
 1995-Cris Carter, WR; Randall McDaniel, G; Warren Moon, QB; John Randle, DT
 1996-Cris Carter, WR; Randall McDaniel, G; John Randle, DT
 1997-Cris Carter, WR; Randall McDaniel, G; John Randle, DT; Todd Steussie, T
 1998-Gary Anderson, K; Kris Carter, WR; Jeff Christy, C; Randall Cunningham, QB; *Ed McDaniel, LB; Randall McDaniel, G; Randy Moss, WR; John Randle, DT; Robert Smith, RB; Todd Steussie, T
 1999-Mitch Berger, P; Cris Carter, WR; Jeff Christy, C; Randall McDaniel, G; Randy Moss, WR
 2000-Matt Birk, C; Cris Carter, WR; Daunte Culpepper, QB; Robert Griffin, S; *Randy Moss, WR; *Robert Smith, RB; Korey Stringer, T

Bold - Starter

*Did not play

AP-Associated Press; CFW-College & Pro Football Newsweekly; FD-Football Digest; FN-Football News; NEA-Newspaper Enterprise Assoc.; PFW-Pro Football Weekly; PFWA-Pro Football Writers of America; SI-Sports Illustrated; TSN-The Sporting News; UPI-United Press International; USA-USA Today



SUPER BOWL RESULTS

SUPER BOWL	DATE	RESULT	SITE
I	1/15/67	Green Bay 35, Kansas City 10	Los Angeles
II	1/14/68	Green Bay 33, Oakland 14	Miami
III	1/12/69	NY Jets 16, Baltimore 7	Miami
IV	1/11/70	Kansas City 23, Minnesota 7	New Orleans
V	1/17/71	Baltimore 16, Dallas 13	Miami
VI	1/16/72	Dallas 24, Miami 3	New Orleans
VII	1/14/73	Miami 14, Washington 7	Los Angeles
VIII	1/13/74	Miami 24, Minnesota 7	Houston
IX	1/12/75	Pittsburgh 16, Minnesota 6	New Orleans
X	1/18/76	Pittsburgh 21, Dallas 17	Miami
XI	1/9/77	Oakland 32, Minnesota 14	Pasadena
XII	1/15/78	Dallas 27, Denver 10	New Orleans
XIII	1/21/79	Pittsburgh 35, Dallas 31	Miami
XIV	1/20/80	Pittsburgh 31, Los Angeles 19	Pasadena
XV	1/25/81	Oakland 27, Philadelphia 10	New Orleans
XVI	1/24/82	San Francisco 26, Cincinnati 21	Pontiac
XVII	1/30/83	Washington 27, Miami 17	Pasadena
XVIII	1/22/84	LA Raiders 38, Washington 9	Tampa
XIX	1/20/85	San Francisco 38, Miami 16	Stanford
XX	1/26/86	Chicago 46, New England 10	New Orleans
XXI	1/25/87	NY Giants 39, Denver 20	Pasadena
XXII	1/31/88	Washington 42, Denver 10	San Diego
XXIII	1/22/89	San Francisco 20, Cincinnati 16	Miami
XXIV	1/28/90	San Francisco 55, Denver 10	New Orleans
XXV	1/27/91	NY Giants 20, Buffalo 19	Tampa
XXVI	1/26/92	Washington 37, Buffalo 24	Minneapolis
XXVII	1/31/93	Dallas 52, Buffalo 17	Pasadena
XXVIII	1/30/94	Dallas 30, Buffalo 13	Atlanta
XXIX	1/29/95	San Francisco 49, San Diego 26	Miami
XXX	1/28/96	Dallas 27, Pittsburgh 17	Tempe
XXXI	1/26/97	Green Bay 35, New England 21	New Orleans
XXXII	1/25/98	Denver 31, Green Bay 24	San Diego
XXXIII	1/31/99	Denver 34, Atlanta 19	Miami
XXXIV	1/30/00	St. Louis 23, Tennessee 16	Atlanta
XXXV	1/28/01	Baltimore 34, NY Giants 7	Tampa

2001 NFL POST SEASON

FIRST ROUND PLAYOFFS

JANUARY 5-6, 2002

DIVISIONAL PLAYOFFS

JANUARY 12-13, 2002

CONFERENCE CHAMPIONSHIPS

JANUARY 20, 2002

SUPER BOWL XXXVI

JANUARY 27, 2002 - LOUISIANA SUPERDOME, NEW ORLEANS



PLAYOFFS

extra points



HOMES OF THE VIKINGS



The Vikings played their home games for 21 seasons (1961-81) at Metropolitan Stadium. The team has played its games for the last 19 seasons (1982-00) at the Hubert H. Humphrey Metrodome. Funded initially through the sale of 30-year bonds, the Metrodome's debt was retired 14 years ahead of schedule.

The Vikings have called two stadiums "home" in their 40-year history. Metropolitan Stadium in Bloomington, Minnesota and the Hubert H. Humphrey Metrodome in Minneapolis, Minnesota. ■ On September 10, 1961, the Vikings played their first-ever home game, a 21-17 preseason loss to the LA Rams at Metropolitan Stadium. Over the next 21 years the Vikings compiled a 97-59-4 record, including playoffs, at Met Stadium and possessed one of the most dominant home field advantages in professional football. December 20, 1981 marked the last game ever played at the Met, a 10-6 loss to the Kansas City Chiefs. Capacity of the Met was 48,446 in the stadium's final year. ■ The Vikings moved indoors in 1982 to the Metrodome in downtown Minneapolis. Seating capacity for the Metrodome is 64,121. It also features two Sony Jumbotron replay screens, 115 private suites owned and operated by the Vikings, 32 concession stands and 32 restrooms. In 19 seasons at the Metrodome the Vikings have compiled a 103-54 record, which includes a 6-4 mark in NFL playoff action. ■ The 2001 season marks the Vikings' 20th campaign playing their home games in the Metrodome. Construction of the Metrodome was financed through a successful partnership of public and private interests. Funded initially through the sale of 30-year bonds, the facility's debt was retired 14 years ahead of schedule. The Minnesota Vikings were largely responsible for the tenant-generated portion of the funding that retired that debt. ■ The Metrodome has been host to many marquee sporting events, including Super Bowl XXVI, the 1987 and 1991 World Series, the 1985 Major League Baseball All-Star Game, 1992 NCAA Final Four basketball tournament and the 1998 NFC Championship Game. The Metrodome hosted an NCAA Men's Basketball Regional in 2000 and the 2001 NCAA Men's Final Four.

Metropolitan Stadium

First Vikings Regular Season Game: vs. Chicago (9/17/61), 37-13 Vikings win
Total Vikings Home Record at Met Stadium: 97-59-4 (.519), 160 games (including playoffs)

Hubert H. Humphrey Metrodome

First Vikings Regular Season Game: vs. Tampa Bay (9/12/82), 17-10 Vikings win
Total Vikings Home Record at Metrodome: 103-54-0 (.656), 157 games (including playoffs)

VIKINGS STAFF



Lester Bagley
Stadium Consultatnt



Lisa Beemer
Executive Assistant to
Football Administration



Dave Blando
Senior Football
Analyst



Dr. Sheldon Burns
Medical Consultant



Britt Carlson
Suite Sales and
Service Manager



Sammy Casalenda
Facilities Assistant



Bobbe Daggett
Finance Assistant



Tom Fanning
Internet Coordinator



Dr. David Fishcher
Medical Director



Bud Grant
Consultant



Bob Hagan
Director of Public
Relations



Mike Harmon
Director of
Marketing



Luther Hippe
Operations Assistant



Phil Huebner
Director of Tickets,
Suites & Hospitality



Dannon Hulskotter
Director of Marketing
Partnerships



Gerri James
Executive Assistant to
Business Operations



Jana Johnson
Marketing
Coordinator



Debra Jones
Special Projects
Manager



John Kiwala
Pro Personnel Scout



Larry Kohout
Video Director



Rick Kolodziej
Team Photographer



Tami Krause
Cheerleading Coach



Pat Leopold
Coordinator of Viking
Children's Fund



Leo Lewis
Director of Player
Programs



Bonnie Lillemoen
Human Resources
Manager



Sharon Lohmar
Ticket Sales
Representative



Chad Lundeen
Operations Assistant



Brad Madson
Director of Marketing
Community Relations



Meggan Malone
Manager of Marketing
Partnerships



Mike Manahan
Manager of Suite
Operations



Bob Marcus
Digital Video
Director



Kelly McClure
Sales and Marketing
Partnerships Assistant



Geji McKinney
Assistant Team Chef



Joe Mee
Manager of Ticket
Operations



Carl Miklas
Controller



Ryan Monnens
Public Relations
Assistant



Marc Morgan
Corporate Sales
Consultant



Jim Muse
Team Chef



John Neppi
Ticket Sales
Manager



Aaron Neumann
Equipment Assistant



Mary Nevers
Receptionist



Cheryl Nygaard
Network
Administrator



Pete Orme
Ticket Account
Executive



Chad Ostlund
Executive Assistant
to the Owner



Chuck Pamperin
Ticket Sales
Representative



Bonnie Quinn
Personnel Assistant



Steve Reed
Ticket Account
Executive



Ren Rutkus
Executive Assistant to
Sales and Marketing



Ann Schumacher
Senior Accountant



Carla Smith
Payroll Supervisor/
Accountant



Breck Spinner
Director of
Operations



Mike States
Director of Sales



Tom West
Public Relations
Assistant



Kelly Wilske
Personnel Executive
Assistant



Dale Wysocki
Facility
Superintendent



Allison Young
Operations/Public
Relations Assistant



Rich Zellmer
Corporate Sales
Consultant

SUMMER TRAINING CAMP

For the 37th year in a row, the Minnesota Vikings will hold their summer training camp at Minnesota State University, Mankato in Mankato, Minnesota.

Mankato is in the heart of south central Minnesota and is a frequent summer stop for Vikings fans throughout the Upper Midwest.

One of the activities that will take place this year includes the annual Training Camp Scrimmage on August 3 to benefit the Viking Children's Fund.

TRAINING CAMP FACTS

Location Mankato is located 90 miles south of the Twin Cities off of Highway 169.

Headquarters Training camp headquarters will be at Gage Hall on the campus of Minnesota State University, Mankato. Gage Hall is located directly west of the football fields. Phone number: (507) 387-3335.

Dates July 29 to August 15.

Media All media should report to the Vikings training camp headquarters in Gage Hall upon arrival. Media passes will be distributed at the Gage Hall public relations office.

Practices All Vikings practices at Minnesota State University, Mankato are open to the public. Please call ahead to verify practice times.



Fans meet their favorite Vikings during the popular autograph session following the annual intra-squad scrimmage that benefits the Viking Children's Fund.



Minnesota State University, Mankato's Blakeslee Stadium hosts the Vikings annual intra-squad scrimmage during training camp. The event draws large crowds with proceeds benefitting the Viking Children's Fund.

ATTENDANCE RECORDS

TOTAL ATTENDANCE

Year	Home	Average	Away	Pre-Season	Post-Season	Total
1961	242,102 (7)	34,586	271,056 (7)	82,683 (5)	—	595,841
1962	226,535 (7)	32,362	267,674 (7)	103,588 (5)	—	597,797
1963	230,843 (7)	32,978	303,946 (7)	140,321 (5)	—	675,110
1964	274,026 (7)	39,147	341,973 (7)	110,438 (5)	—	726,437
1965	321,119 (7)	45,874	352,378 (7)	158,541 (5)	—	832,038
1966	315,837 (7)	45,120	331,515 (7)	241,728 (5)	—	889,080
1967	304,901 (7)	43,557	331,903 (7)	224,182 (5)	—	860,986
1968	328,072 (7)	46,867	359,484 (7)	155,591 (5)	83,199	926,346
1969	342,570 (7)	48,939	397,616 (7)	225,513 (6)	176,362	1,142,061
1970	335,300 (7)	47,900	360,221 (7)	285,659 (6)	46,050	1,027,230
1971	344,720 (7)	49,246	431,452 (7)	266,166 (6)	49,100	1,091,428
1972	344,720 (7)	49,245	407,582 (7)	281,687 (5)	—	1,033,989
1973	337,637 (7)	48,234	406,216 (7)	265,436 (5)	174,823	1,184,112
1974	337,523 (7)	48,217	436,717 (7)	227,435 (5)	173,027	1,174,702
1975	339,089 (7)	48,441	443,906 (7)	263,206 (6)	46,425	1,092,626
1976	325,745 (7)	46,535	404,705 (7)	259,551 (6)	197,850	1,187,851
1977	323,571 (7)	46,224	421,116 (7)	278,422 (6)	124,506	1,147,615
1978	353,497 (8)	44,187	472,664 (8)	178,682 (4)	69,631	1,074,474
1979	359,781 (8)	44,973	464,373 (8)	195,286 (4)	—	1,019,440
1980	367,259 (8)	45,907	428,831 (8)	168,436 (4)	68,434	1,032,960
1981	361,200 (8)	45,150	479,160 (8)	192,876 (4)	—	1,033,236
1982	285,824 (5)	57,165	241,213 (4)	264,271 (5)	115,153	906,461
1983	466,264 (8)	58,283	468,406 (8)	202,745 (4)	—	1,137,415
1984	444,399 (8)	55,534	456,682 (8)	193,303 (4)	—	1,094,384
1985	453,701 (8)	56,713	394,985 (8)	223,951 (4)	—	1,072,637
1986	463,555 (8)	57,944	396,168 (8)	221,757 (4)	—	1,081,480
1987	403,095 (8)	50,387	306,445 (7)	225,608 (4)	185,886	1,121,034
1988	463,181 (8)	57,898	462,499 (8)	177,631 (4)	119,514	1,222,825
1989	463,496 (8)	57,936	493,423 (8)	208,695 (4)	64,585	1,230,199
1990	452,064 (8)	56,508	506,596 (8)	200,023 (4)	—	1,158,683
1991	410,942 (8)	51,368	436,581 (8)	206,195 (4)	—	1,053,718
1992	453,214 (8)	56,652	454,059 (8)	186,365 (4)	57,353	1,150,991
1993	458,424 (8)	57,303	440,870 (8)	284,074 (5)	75,089	1,258,457
1994	474,744 (8)	59,343	506,678 (8)	247,114 (5)	60,347	1,288,883
1995	451,800 (8)	56,475	462,368 (8)	188,830 (4)	—	1,102,998
1996	449,940 (8)	56,243	404,460 (8)	161,990 (4)	64,682	1,081,072
1997	464,834 (8)	58,104	513,269 (8)	172,755 (5)	142,728	1,351,690
1998	510,741 (8)	63,843	491,291 (8)	241,802 (4)	127,820	1,371,654
1999	513,051 (8)	64,131	570,672 (8)	275,001 (4)	130,250	1,488,974
2000	513,322 (8)	64,165	515,910 (8)	222,150 (4)	143,191	1,394,573
Total	15,312,638 (300)	51,042	16,637,063 (298)	8,409,677 (187)	2,496,005	42,913,487

LARGEST CROWDS

HOME

Regular Season

64,471 vs. Green Bay, 11/22/98
 64,363 vs. Jacksonville, 12/20/98
 64,247 vs. Chicago, 12/6/98

Postseason

64,060 vs. Atlanta, 1/17/99
 64,056 vs. Dallas, 1/9/00

Preseason

63,563 vs. Arizona, 8/18/00
 63,445 vs. New Orleans, 8/6/00

AWAY

Regular Season

90,266 vs. LA Rams, 11/24/74
 83,505 vs. Cleveland, 10/31/65

Postseason

103,438 vs. Oakland
 (Super Bowl XI in Pasadena), 1/9/77

Preseason

84,236 vs. Atlanta (at Cleveland),
 9/2/67

SMALLEST CROWDS

HOME

Regular Season

13,911 vs. Green Bay, 10/4/87
 (Metrodome)
 26,728 vs. LA Rams, 11/25/62

Postseason

44,626 vs. St. Louis, 12/21/74
 57,353 vs. Washington, 1/2/93
 (Metrodome)

Preseason

27,982 vs. LA Rams, 9/10/61
 34,367 vs. San Diego, 8/3/96
 (Metrodome)

AWAY

Regular Season

12,992 vs. Dallas 9/24/61
 14,167 vs. Atlanta, 12/15/85

Postseason

22,961 vs. Dallas (at Miami),
 1/5/69
 54,593 vs. Washington, 1/15/83

Preseason

4,954 vs. Dallas (at Sioux Falls),
 8/5/61

MINNESOTA VIKINGS RADIO NETWORK

KFAN-AM (1130) serves as the flagship station for the Minnesota Vikings Radio Network, which includes outlets in five states.

Below is a list of affiliates on the network.

MINNESOTA

MARKET	STATION	FREQUENCY
Minneapolis	KFAN-AM	1130
	WLOL-FM	100.3
Aitkin	KKIN-FM	94.3
Albert Lea	KATE-AM	1450
Alexandria	KIKV-FM	100.7
Austin	KNFX-AM	970
Babbitt	KAOO-FM	106.7
Bemidji	KBUN-AM	1450
Bemidji	KBHP-FM	101.1
Benson	KSCR-AM	1290
Benson	KSCR-FM	93.5
Brainerd	KTCF-FM	101.5
Crookston	KROX-AM	1260
Detroit Lakes	KDLM-AM	1340
Duluth	KDAL-AM	610
Faribault	KDHL-AM	920
Fergus Falls	KBRF-AM	1250
Grand Marais	WXXZ-FM	95.3
Grand Rapids	KMFY-FM	96.9
Hibbing	WNMT-AM	650
International Falls	KSDM-FM	104.1
Little Falls	KTLF-AM	960
Mankato	KDOG-FM	96.7
Marshall/Tracy	KARL-FM	105.1
Morris	KKOK-FM	95.7
New Ulm	KNUJ-FM	107.3
Olivia	KOLV-FM	100.1
Ortonville	KPHR-FM	106.3
Owatonna	KRFO-AM	1390
Pine City	WCMP-FM	100.9
Rochester	KRCH-FM	101.7
Rochester	KWEB-AM	1270
Roseau	KCAJ-FM	102.1
St. Cloud	WJON-AM	1240
Spring Grove	KQYB-FM	98.3

Thief River Falls	KTRF-AM	1230
Wadena	KWAD-AM	920
Winona	KWNO-AM	1230

NORTH DAKOTA

MARKET	STATION	FREQUENCY
Bismarck	KXMR-AM	710
Carrington	KDAK-AM	1600
Devils Lake	KDLR-AM	1240
Dickinson	KLTC-AM	1460
Fargo	KFGO-AM	790
Grafton	KAUJ-FM	106.7
Grand Forks	KCNN-AM	1590
Jamestown	KQDJ-AM	1400
Minot	KRRZ-AM	1390
Oakes	KDDR-AM	1220
Valley City	KOV-AM	1490
Wahpeton	KBMW-AM	1450
Williston	KEYZ-AM	600

IOWA

Mason City	KGLO-AM	1300
------------	---------	------

SOUTH DAKOTA

Aberdeen (Redfield)	KGIM-FM	103.7
Huron	KOKK-AM	1210
Milbank	KMSD-AM	510
Mitchell	KMIT-FM	105.9
Pierre	KGFX-AM	1060
Sioux Falls	KSOO-AM	1140
Sisseton	KBWS-FM	102.9
Vermillion	KOSZ-AM	1570
Vermillion (night games)	KVHT-FM	106.3
Watertown	KWAT-AM	950
Yankton	WNAX-AM	570

WISCONSIN

La Crosse (Holmen)	WKBH-AM	1570
--------------------	---------	------

VOICES OF THE VIKINGS

Entering his first season as the Vikings radio play-by-play voice is Lee "Hacksaw" Hamilton, a 15-year veteran of NFL radio action. Hamilton spent 11 seasons as the voice of the San Diego Chargers and 3 seasons in the same capacity with the Seattle Seahawks and continues his work as the University of Southern California's football play-by-play man. Hamilton hosts the popular Sportsnite program on XTRA Radio 770 AM in the San Diego-Los Angeles area. Joining Hamilton in the radio booth for the 2001 Vikings season will be former Vikings tight end Joe Senser.

The role will be familiar for Senser, who handled Vikings color commentary in 1993 and '94. Senser played for the Vikings from 1979-84. Senser ranks 3rd in Vikings history among tight ends for catches (165), TDs (16) and earned a berth in the Pro Bowl following the 1981 season. Senser hosts KFAN's Vikings UnSensered at his Bloomington restaurant on Monday nights during the Vikings season with a player guest each week.

Joining Hamilton and Senser from the sidelines and hosting the pre-game show will be former Vikings punter Greg Coleman and KFAN mid-day personality Paul Allen.



Hamilton



Senser

WINTER PARK- VIKINGS HEADQUARTERS

Dedicated in 1981, the Vikings Winter Park headquarters and training facility at 9520 Viking Drive in Eden Prairie, MN, have evolved with the times and the face of professional football. Named for former Vikings owner Max Winter, the Winter Park facility sits at the intersection of Highways 494 and 169 on Viking Drive in Eden Prairie.

Housed in the facility are the teams executive offices, coaches offices and all elements of the team's football operation including the Vikings locker room, practice fields, weight rooms, meeting rooms, athletic training facilities and cafeteria. The 3,000 square foot Vikings strength training facility features state of the art weight lifting and cardio vascular machines. The outdoor facilities include two 100-yard natural grass practice fields and a 50-yard turf field. The newest addition to the facility is a 100-yard indoor practice field that stands 90 feet tall at its apex. Built with the dual role of housing the NFC Champion Washington Redskins during Super Bowl XXV week preparations, the fieldhouse is regularly used by the team for practices and has been useful for community events and charitable endeavors.

The Vikings sales and marketing departments are located two blocks West of Winter Park on the 5th Floor of 10400 Viking Drive in Eden Prairie, MN, and can be contacted at (952) 918-8500.



WOMEN'S FOOTBALL 101 WORKSHOP

The successful Women's Football 101 Workshop will again be held at the Vikings Winter Park headquarters this season. Scheduled for October 13, 2001, the event will be open to a maximum of 1,000 participants and feature presentations by Vikings coaches and players designed to get women more interested in football. The event has gained popularity since its first installment with the Vikings in 1997. Enrollment has grown to over 700 last season.

Scheduled to address the 101 Workshop are Vikings Head Coach and Vice President of Football Operations Dennis Green, assistant coaches Brian Baker, Carl Hargrave, Willie Shaw, John Tice and Gary Zauner. Several Vikings players will also join the Workshop giving demonstrations.



2001 NATIONAL FOOTBALL LEAGUE SCHEDULE

ALL TIMES LOCAL

SUNDAY, SEPTEMBER 9 (KICKOFF WEEKEND)

(OPEN DATE: ARIZONA)

ATLANTA AT SAN FRANCISCO	1:15
CAROLINA AT MINNESOTA	12:00
CHICAGO AT BALTIMORE	1:00
DETROIT AT GREEN BAY	12:00
INDIANAPOLIS AT NY JETS	1:00
NEW ENGLAND AT CINCINNATI	1:00
NEW ORLEANS AT BUFFALO	1:00
OAKLAND AT KANSAS CITY	12:00
PITTSBURGH AT JACKSONVILLE	1:00
ST. LOUIS AT PHILADELPHIA	4:15
SEATTLE AT CLEVELAND	1:00
TAMPA BAY AT DALLAS	12:00
WASHINGTON AT SAN DIEGO	1:15
MIAMI AT TENNESSEE	7:30

MONDAY, SEPTEMBER 10

NY GIANTS AT DENVER	7:00
---------------------	------

SUNDAY, SEPTEMBER 16 (2ND WEEKEND)

(OPEN DATE: SAN DIEGO)

ARIZONA AT WASHINGTON	1:00
ATLANTA AT ST. LOUIS	3:05
BUFFALO AT MIAMI	1:00
CINCINNATI AT TENNESSEE	12:00
DALLAS AT DETROIT	1:00
DENVER AT INDIANAPOLIS	12:00
GREEN BAY AT NY GIANTS	1:00
JACKSONVILLE AT CHICAGO	3:15
KANSAS CITY AT SEATTLE	1:15
NEW ENGLAND AT CAROLINA	1:00
NY JETS AT OAKLAND	1:15
PHILADELPHIA AT TAMPA BAY	1:00
SAN FRANCISCO AT NEW ORLEANS	12:00
CLEVELAND AT PITTSBURGH	8:30

MONDAY, SEPTEMBER 17

MINNESOTA AT BALTIMORE	9:00
------------------------	------

SUNDAY, SEPTEMBER 23 (3RD WEEKEND)

(OPEN DATES: NEW ORLEANS, PITTSBURGH, TAMPA BAY)

BALTIMORE AT CINCINNATI	1:00
BUFFALO AT INDIANAPOLIS	12:00
CAROLINA AT ATLANTA	1:00
DETROIT AT CLEVELAND	1:00
MINNESOTA AT CHICAGO	12:00
NY GIANTS AT KANSAS CITY	12:00
NY JETS AT NEW ENGLAND	4:05
OAKLAND AT MIAMI	1:00
PHILADELPHIA AT SEATTLE	1:15
ST. LOUIS AT SAN FRANCISCO	1:15
SAN DIEGO AT DALLAS	12:00
TENNESSEE AT JACKSONVILLE	1:00
DENVER AT ARIZONA	5:30

MONDAY, SEPTEMBER 24

WASHINGTON AT GREEN BAY	8:00
-------------------------	------

SUNDAY, SEPTEMBER 30 (4TH WEEKEND)

(OPEN DATES: CHICAGO, DETROIT, TENNESSEE)

ATLANTA AT ARIZONA	1:05
BALTIMORE AT DENVER	2:15
CINCINNATI AT SAN DIEGO	1:15
CLEVELAND AT JACKSONVILLE	4:15
GREEN BAY AT CAROLINA	1:00
INDIANAPOLIS AT NEW ENGLAND	1:00
KANSAS CITY AT WASHINGTON	1:00
MIAMI AT ST. LOUIS	12:00
NEW ORLEANS AT NY GIANTS	1:00
PITTSBURGH AT BUFFALO	1:00
SEATTLE AT OAKLAND	1:15
TAMPA BAY AT MINNESOTA	12:00
DALLAS AT PHILADELPHIA	8:30

MONDAY, OCTOBER 1

SAN FRANCISCO AT NY JETS	9:00
--------------------------	------

SUNDAY, OCTOBER 7 (5TH WEEKEND)

ARIZONA AT PHILADELPHIA	1:00
CHICAGO AT ATLANTA	1:00
CINCINNATI AT PITTSBURGH	1:00

GREEN BAY AT TAMPA BAY	4:15
JACKSONVILLE AT SEATTLE	1:05
KANSAS CITY AT DENVER	2:05
MINNESOTA AT NEW ORLEANS	12:00
NEW ENGLAND AT MIAMI	1:00
NEW YORK JETS AT BUFFALO	4:05
SAN DIEGO AT CLEVELAND	1:00
TENNESSEE AT BALTIMORE	1:00
WASHINGTON AT NY GIANTS	1:00
CAROLINA AT SAN FRANCISCO	5:30

MONDAY, OCTOBER 8

ST. LOUIS AT DETROIT	9:00
----------------------	------

SUNDAY, OCTOBER 14 (6TH WEEKEND)

(OPEN DATES: BUFFALO, JACKSONVILLE, PHILADELPHIA)

ARIZONA AT CHICAGO	12:00
BALTIMORE AT GREEN BAY	12:00
CLEVELAND AT CINCINNATI	1:00
DENVER AT SEATTLE	1:15
DETROIT AT MINNESOTA	12:00
MIAMI AT NY JETS	4:15
NEW ORLEANS AT CAROLINA	1:00
NY GIANTS AT ST. LOUIS	12:00
PITTSBURGH AT KANSAS CITY	12:00
SAN DIEGO AT NEW ENGLAND	1:00
SAN FRANCISCO AT ATLANTA	1:00
TAMPA BAY AT TENNESSEE	12:00
OAKLAND AT INDIANAPOLIS	7:30

MONDAY, OCTOBER 15

WASHINGTON AT DALLAS	8:00
----------------------	------

THURSDAY, OCTOBER 18 (7TH WEEKEND)

(OPEN DATES: MIAMI, SAN FRANCISCO, SEATTLE)

BUFFALO AT JACKSONVILLE	8:30
-------------------------	------

SUNDAY, OCTOBER 21

ATLANTA AT NEW ORLEANS	12:00
BALTIMORE AT CLEVELAND	1:00
CAROLINA AT WASHINGTON	1:00
CHICAGO AT CINCINNATI	1:00
DALLAS AT OAKLAND	1:15
DENVER AT SAN DIEGO	1:05
GREEN BAY AT MINNESOTA	3:15
KANSAS CITY AT ARIZONA	1:05
NEW ENGLAND AT INDIANAPOLIS	12:00
PITTSBURGH AT TAMPA BAY	1:00
ST. LOUIS AT NY JETS	1:00
TENNESSEE AT DETROIT	1:00

MONDAY, OCTOBER 22

PHILADELPHIA AT NY GIANTS	9:00
---------------------------	------

SUNDAY, OCTOBER 28 (8TH WEEKEND)

(OPEN DATES: ATLANTA, CLEVELAND, GREEN BAY)

ARIZONA AT DALLAS	3:05
BUFFALO AT SAN DIEGO	1:15
CINCINNATI AT DETROIT	1:00
INDIANAPOLIS AT KANSAS CITY	12:00
JACKSONVILLE AT BALTIMORE	1:00
MIAMI AT SEATTLE	1:15
MINNESOTA AT TAMPA BAY	1:00
NEW ENGLAND AT DENVER	2:15
NEW ORLEANS AT ST. LOUIS	12:00
NY JETS AT CAROLINA	1:00
OAKLAND AT PHILADELPHIA	4:15
SAN FRANCISCO AT CHICAGO	12:00
NY GIANTS AT WASHINGTON	8:30

MONDAY, OCTOBER 29

TENNESSEE AT PITTSBURGH	9:00
-------------------------	------

SUNDAY, NOVEMBER 4 (9TH WEEKEND)

(OPEN DATES: CINCINNATI, MINNESOTA, ST. LOUIS)

BALTIMORE AT PITTSBURGH	1:00
CAROLINA AT MIAMI	1:00
CLEVELAND AT CHICAGO	12:00
DALLAS AT NY GIANTS	1:00
DETROIT AT SAN FRANCISCO	1:05
INDIANAPOLIS AT BUFFALO	4:15
JACKSONVILLE AT TENNESSEE	12:00
KANSAS CITY AT SAN DIEGO	1:15
NEW ENGLAND AT ATLANTA	1:00

PHILADELPHIA AT ARIZONA	2:05
SEATTLE AT WASHINGTON	4:15
TAMPA BAY AT GREEN BAY	12:00
NY JETS AT NEW ORLEANS	7:30

MONDAY, NOVEMBER 5

DENVER AT OAKLAND	6:00
-------------------	------

SUNDAY, NOVEMBER 11 (10TH WEEKEND)

(OPEN DATE: WASHINGTON)

BUFFALO AT NEW ENGLAND	1:00
CAROLINA AT ST. LOUIS	12:00
CINCINNATI AT JACKSONVILLE	1:00
DALLAS AT ATLANTA	1:00
GREEN BAY AT CHICAGO	12:00
KANSAS CITY AT NY JETS	1:00
MIAMI AT INDIANAPOLIS	1:00
MINNESOTA AT PHILADELPHIA	4:15
NEW ORLEANS AT SAN FRANCISCO	1:15
NY GIANTS AT ARIZONA	2:15
PITTSBURGH AT CLEVELAND	1:00
SAN DIEGO AT DENVER	2:05
TAMPA BAY AT DETROIT	1:00
OAKLAND AT SEATTLE	5:30

MONDAY, NOVEMBER 12

BALTIMORE AT TENNESSEE	8:00
------------------------	------

SUNDAY, NOVEMBER 18 (11TH WEEKEND)

(OPEN DATE: KANSAS CITY)

ATLANTA AT GREEN BAY	12:00
CHICAGO AT TAMPA BAY	1:00
CLEVELAND AT BALTIMORE	1:00
DETROIT AT ARIZONA	2:15
INDIANAPOLIS AT NEW ORLEANS	12:00
JACKSONVILLE AT PITTSBURGH	4:05
NEW YORK JETS AT MIAMI	1:00
PHILADELPHIA AT DALLAS	12:00
SAN DIEGO AT OAKLAND	1:05
SAN FRANCISCO AT CAROLINA	1:00
SEATTLE AT BUFFALO	1:00
TENNESSEE AT CINCINNATI	1:00
WASHINGTON AT DENVER	2:15
ST. LOUIS AT NEW ENGLAND	8:30

MONDAY, NOVEMBER 19

NY GIANTS AT MINNESOTA	8:00
------------------------	------

THURSDAY, NOVEMBER 22 (12TH WEEKEND)

(OPEN DATE: NY JETS)

GREEN BAY AT DETROIT	12:30
DENVER AT DALLAS	3:05

SUNDAY, NOVEMBER 25

ARIZONA AT SAN DIEGO	1:05
ATLANTA AT CAROLINA	1:00
BALTIMORE AT JACKSONVILLE	1:00
CINCINNATI AT CLEVELAND	1:00
MIAMI AT BUFFALO	1:00
NEW ORLEANS AT NEW ENGLAND	4:05
OAKLAND AT NY GIANTS	4:15
PITTSBURGH AT TENNESSEE	12:00
SAN FRANCISCO AT INDIANAPOLIS	1:00
SEATTLE AT KANSAS CITY	12:00
WASHINGTON AT PHILADELPHIA	1:00
CHICAGO AT MINNESOTA	7:30

MONDAY, NOVEMBER 26

TAMPA BAY AT ST. LOUIS	8:00
------------------------	------

THURSDAY, NOVEMBER 29 (13TH WEEKEND)

(OPEN DATE: NY GIANTS)

PHILADELPHIA AT KANSAS CITY	7:30
-----------------------------	------

SUNDAY, DECEMBER 2

ARIZONA AT OAKLAND	1:15
CAROLINA AT NEW ORLEANS	12:00
DALLAS AT WASHINGTON	4:15
DENVER AT MIAMI	1:00
DETROIT AT CHICAGO	12:00
INDIANAPOLIS AT BALTIMORE	1:00
MINNESOTA AT PITTSBURGH	1:00
NEW ENGLAND AT NY JETS	1:00
ST. LOUIS AT ATLANTA	1:00
SAN DIEGO AT SEATTLE	1:05
TAMPA BAY AT CINCINNATI	1:00
TENNESSEE AT CLEVELAND	1:00
BUFFALO AT SAN FRANCISCO	5:30

MONDAY, DECEMBER 3

GREEN BAY AT JACKSONVILLE 9:00

SUNDAY, DECEMBER 9 (14TH WEEKEND)**(OPEN DATE: BALTIMORE)**

CAROLINA AT BUFFALO 1:00
 CHICAGO AT GREEN BAY 12:00
 CLEVELAND AT NEW ENGLAND 1:00
 DETROIT AT TAMPA BAY 1:00
 JACKSONVILLE AT CINCINNATI 1:00
 KANSAS CITY AT OAKLAND 1:15
 NEW ORLEANS AT ATLANTA 1:00
 NY GIANTS AT DALLAS 12:00
 NY JETS AT PITTSBURGH 4:15
 SAN DIEGO AT PHILADELPHIA 1:00
 SAN FRANCISCO AT ST. LOUIS 12:00
 TENNESSEE AT MINNESOTA 12:00
 WASHINGTON AT ARIZONA 2:05
 SEATTLE AT DENVER 6:30

MONDAY, DECEMBER 10

INDIANAPOLIS AT MIAMI 9:00

SATURDAY, DECEMBER 15 (15TH WEEKEND)**(OPEN DATE: CAROLINA)**

ARIZONA AT NEW YORK GIANTS 12:30
 OAKLAND AT SAN DIEGO 1:00

SUNDAY, DECEMBER 16

ATLANTA AT INDIANAPOLIS 1:00
 CINCINNATI AT NY JETS 1:00
 DALLAS AT SEATTLE 1:15
 DENVER AT KANSAS CITY 12:00
 GREEN BAY AT TENNESSEE 3:15
 JACKSONVILLE AT CLEVELAND 1:00
 MIAMI AT SAN FRANCISCO 1:05
 MINNESOTA AT DETROIT 1:00
 NEW ENGLAND AT BUFFALO 1:00
 PHILADELPHIA AT WASHINGTON 1:00
 TAMPA BAY AT CHICAGO 12:00
 PITTSBURGH AT BALTIMORE 8:30

MONDAY, DECEMBER 17

ST. LOUIS AT NEW ORLEANS 8:00

SATURDAY, DECEMBER 22 (16TH WEEKEND)**(OPEN DATE: DENVER)**

MIAMI AT NEW ENGLAND 12:30
 PHILADELPHIA AT SAN FRANCISCO 1:00
 TENNESSEE AT OAKLAND 6:00

SUNDAY, DECEMBER 23

BUFFALO AT ATLANTA 1:00
 CHICAGO AT WASHINGTON 1:00
 CINCINNATI AT BALTIMORE 1:00
 CLEVELAND AT GREEN BAY 12:00
 DALLAS AT ARIZONA 2:05
 DETROIT AT PITTSBURGH 1:00
 JACKSONVILLE AT MINNESOTA 3:15
 NEW ORLEANS AT TAMPA BAY 1:00
 ST. LOUIS AT CAROLINA 1:00
 SAN DIEGO AT KANSAS CITY 12:00
 SEATTLE AT NY GIANTS 1:00
 NY JETS AT INDIANAPOLIS 8:30

SATURDAY, DECEMBER 29 (17TH WEEKEND)**(OPEN DATE: NEW ENGLAND)**

BALTIMORE AT TAMPA BAY 9:00

SUNDAY, DECEMBER 30

ARIZONA AT CAROLINA 1:00
 ATLANTA AT MIAMI 1:00
 BUFFALO AT NEW YORK JETS 1:00
 CHICAGO AT DETROIT 1:00
 CLEVELAND AT TENNESSEE 12:00
 INDIANAPOLIS AT ST. LOUIS 12:00
 KANSAS CITY AT JACKSONVILLE 1:00
 MINNESOTA AT GREEN BAY 12:00
 NY GIANTS AT PHILADELPHIA 4:05
 OAKLAND AT DENVER 2:15
 PITTSBURGH AT CINCINNATI 1:00
 SAN FRANCISCO AT DALLAS 12:00
 SEATTLE AT SAN DIEGO 1:15
 WASHINGTON AT NEW ORLEANS 7:30

2001 NATIONAL TELEVISION GAMES**REGULAR SEASON**

Sunday, Sep. 9
 St. Louis at Philadelphia (day, FOX)
 Miami at Tennessee (night, ESPN)

Monday, Sep. 10

NY Giants at Denver (night, ABC)
 Sunday, Sep. 16
 NY Jets at Oakland (day, CBS)
 Cleveland at Pittsburgh (night, ESPN)
 Monday, Sep. 17
 Minnesota at Baltimore (night, ABC)
 Sunday, Sep. 23
 St. Louis at San Francisco (day, FOX)
 Denver at Arizona (night, ESPN)
 Monday, Sep. 24
 Washington at Green Bay (night, ABC)
 Sunday, Sep. 30
 Baltimore at Denver (day, CBS)
 Dallas at Philadelphia (night, ESPN)
 Monday, Oct. 1
 San Francisco at NY Jets (night, ABC)
 Sunday, Oct. 7
 Green Bay at Tampa Bay (day, FOX)
 Carolina at San Francisco (night, ESPN)
 Monday, Oct. 8
 St. Louis at Detroit (night, ABC)
 Sunday, Oct. 14
 Miami at New York Jets (day, CBS)
 Oakland at Indianapolis (night, ESPN)
 Monday, Oct. 15
 Washington at Dallas (night, ABC)
 Thursday, Oct. 18
 Buffalo at Jacksonville (night, ESPN)
 Sunday, Oct. 21
 Dallas at Oakland (day, FOX)
 Monday, Oct. 22
 Philadelphia at NY Giants (night, ABC)
 Sunday, Oct. 28
 Oakland at Philadelphia (day, CBS)
 NY Giants at Washington (night, ESPN)
 Monday, Oct. 29
 Tennessee at Pittsburgh (night, ABC)
 Sunday, Nov. 4
 Seattle at Washington (day, CBS)
 NY Jets at New Orleans (night, ESPN)
 Monday, Nov. 5
 Denver at Oakland (night, ABC)
 Sunday, Nov. 11
 Minnesota at Philadelphia (day, FOX)
 Oakland at Seattle (night, ESPN)
 Monday, Nov. 12
 Baltimore at Tennessee (night, ABC)
 Sunday, Nov. 18
 Washington at Denver (day, FOX)
 St. Louis at New England (night, ESPN)
 Monday, Nov. 19
 NY Giants at Minnesota (night, ABC)
 Thursday, Nov. 22
 Green Bay at Detroit (day, FOX)
 Denver at Dallas (day, CBS)
 Monday, Nov. 26
 Tampa Bay at St. Louis (night, ABC)
 Thursday, Nov. 29
 Philadelphia at Kansas City (night, ESPN)
 Sunday, Dec. 2
 Dallas at Washington (day, FOX)
 Buffalo at San Francisco (night, ESPN)
 Monday, Dec. 3
 Green Bay at Jacksonville (night, ABC)
 Sunday, Dec. 9
 Kansas City at Oakland (day, CBS)
 Seattle at Denver (night, ESPN)
 Monday, Dec. 10
 Indianapolis at Miami (night, ABC)
 Saturday, Dec. 15
 Arizona at New York Giants (day, FOX)
 Oakland at San Diego (day, CBS)
 Sunday, Dec. 16
 Green Bay at Tennessee (day, FOX)
 Pittsburgh at Baltimore (night, ESPN)
 Monday, Dec. 17
 St. Louis at New Orleans (night, ABC)
 Saturday, Dec. 22
 Miami at New England (day, CBS)
 Philadelphia at San Francisco (day, FOX)
 Tennessee at Oakland (night, ABC)
 Sunday, Dec. 23
 Jacksonville at Minnesota (day, CBS)
 NY Jets at Indianapolis (night, ESPN)

Saturday, Dec. 29

Baltimore at Tampa Bay (night, ABC)
 Sunday, Dec. 30
 Oakland at Denver (day, CBS)
 Washington at New Orleans (night, ESPN)

2001 PRIMETIME TELEVISION GAMES**AT A GLANCE**

(All times local; Sunday on ESPN,
 Monday on ABC; also on CBS radio)

Sunday, September 9
 Miami at Tennessee (ESPN) 7:30
 Monday, September 10
 New York Giants at Denver (ABC) 7:00
 Sunday, September 16
 Cleveland at Pittsburgh (ESPN) 8:30
 Monday, September 17
 Minnesota at Baltimore (ABC) 9:00
 Sunday, September 23
 Denver at Arizona (ESPN) 5:30
 Monday, September 24
 Washington at Green Bay (ABC) 8:00
 Sunday, September 30
 Dallas at Philadelphia (ESPN) 8:30
 Monday, October 1
 San Francisco at NY Jets (ABC) 9:00
 Sunday, October 7
 Carolina at San Francisco (ESPN) 5:30
 Monday, October 8
 St. Louis at Detroit (ABC) 9:00
 Sunday, October 14
 Oakland at Indianapolis (ESPN) 7:30
 Monday, October 15
 Washington at Dallas (ABC) 8:00
 Thursday, October 18
 Buffalo at Jacksonville (ESPN) 8:30
 Monday, October 22
 Philadelphia at NY Giants (ABC) 9:00
 Sunday, October 28
 NY Giants at Washington (ESPN) 8:30
 Monday, October 29
 Tennessee at Pittsburgh (ABC) 9:00
 Sunday, November 4
 NY Jets at New Orleans (ESPN) 7:30
 Monday, November 5
 Denver at Oakland (ABC) 6:00
 Sunday, November 11
 Oakland at Seattle (ESPN) 5:30
 Monday, November 12
 Baltimore at Tennessee (ABC) 8:00
 Sunday, November 18
 St. Louis at New England (ESPN) 8:30
 Monday, November 19
 NY Giants at Minnesota (ABC) 8:00
 Sunday, November 25
 Chicago at Minnesota (ESPN) 7:30
 Monday, November 26
 Tampa Bay at St. Louis (ABC) 8:00
 Thursday, November 29
 Philadelphia at Kansas City (ESPN) 7:30
 Sunday, December 2
 Buffalo at San Francisco (ESPN) 5:30
 Monday, December 3
 Green Bay at Jacksonville (ABC) 9:00
 Sunday, December 9
 Seattle at Denver (ESPN) 6:30
 Monday, December 10
 Indianapolis at Miami (ABC) 9:00
 Sunday, December 16
 Pittsburgh at Baltimore (ESPN) 8:30
 Monday, December 17
 St. Louis at New Orleans (ABC) 8:00
 Saturday, December 22
 Tennessee at Oakland (ABC) 8:00
 Sunday, December 23
 NY Jets at Indianapolis (ESPN) 8:30
 Saturday, December 29
 Baltimore at Tampa Bay 9:00
 Sunday, December 30
 Washington at New Orleans (ESPN) 7:30

Minnesota Vikings 2001 Schedule

Preseason

DAY	DATE	OPPONENT	TIME (CT)	TELEVISION
Sat.	Aug. 11	NEW ORLEANS SAINTS (in San Antonio)	7:00 pm	ESPN, KSTP
Thur.	Aug. 16	PITTSBURGH STEELERS	7:00 pm	KSTP
Fri.	Aug. 24	INDIANAPOLIS COLTS	7:00 pm	FOX
Fri.	Aug. 31	at Miami Dolphins	6:00 pm	KSTP

Regular Season

Sun.	Sept. 9	CAROLINA PANTHERS	noon	FOX
Mon.	Sept. 17	at Baltimore Ravens	8:00 pm	ABC
Sun.	Sept. 23	at Chicago Bears	noon	FOX
Sun.	Sept. 30	TAMPA BAY BUCCANEERS	noon	FOX
Sun.	Oct. 7	at New Orleans	noon	FOX
Sun.	Oct. 14	DETROIT LIONS	noon	FOX
Sun.	Oct. 21	GREEN BAY PACKERS	noon	FOX
Sun.	Oct. 28	at Tampa Bay Buccaneers	noon	FOX
Sun.	Nov. 4	Bye Week		
Sun.	Nov. 11	at Philadelphia Eagles	3:15 pm	FOX
Mon.	Nov. 19	NEW YORK GIANTS	8:00 pm	ABC
Sun.	Nov. 25	CHICAGO BEARS	7:35 pm	ESPN
Sun.	Dec. 2	at Pittsburgh Steelers	noon	FOX
Sun.	Dec. 9	TENNESSEE TITANS	noon	CBS
Sun.	Dec. 16	at Detroit Lions	noon	FOX
Sun.	Dec. 23	JACKSONVILLE JAGUARS	3:15 pm	CBS
Sun.	Dec. 30	at Green Bay Packers	noon	FOX

■ First-Round Playoffs Jan. 5/6 ■ Divisional Playoffs Jan. 12/13

■ Conference Championship Games Jan. 20

■ Super Bowl XXXVI, New Orleans, La. Jan. 27

■ AFC-NFC Pro Bowl, Honolulu, Hawaii Feb. 3

FEED YOUR VIKINGS FEVER!



Still need more Vikings stuff after the game? Keep the fire burning every Monday night at 6:30 on **Vikings LIVE!** Join Channel 5's **Joe Schmit** and his co-host, Vikings punter **Mitch Berger**, for exclusive, inside looks at Vikings guests & highlights-plus live studio surprises! Hey! If you're reading this, you're already a Vikings nut! So feed your fever on **Vikings LIVE!**...on Channel 5! Skol, baby!



Joe Schmit Mitch Berger

VIKINGS LIVE!

**MONDAYS
6:30PM**



KSTPTV

CLOSE TO HOME.™



What's next from Dodge? Let's just say,
something big is headed your way.



Dodge

Official Vehicles of the Minnesota Vikings
800-4-A-DODGE