




2008
MINNESOTA VIKINGS

LIVE RESPONSIBLY
©2008 MILLER BREWING CO., MILWAUKEE, WI



THE ULTIMATE
LIGHT BEER™

Official Beer of the Minnesota Vikings

 **END ZONE** 
PARTY DECK

www.Vikings.com/partydeck



More publications available at:

www.retroseasons.com/library/



get in the loop with Qwest and join the community that's changing the way Vikings fans connect with each other and the things they love.

call. click. come in.

1 877-645-4482 qwest.com

Qwest is the Communications Services Provider of the Minnesota Vikings.

Copyright © 2008 Qwest. All rights reserved.



Qwest
SPIRIT OF SERVICE™

TABLE OF CONTENTS

Kickoff 2008	
Vikings Stadium Vision	4-5
Viking Children's Fund.....	6-7
Vikings Community Relations	8-11
Vikings Staff Directory	12
Administration	
Zygi Wilf	14
Mark Wilf, Leonard Wilf, Jeffrey Wilf	15-16
Ownership Partners	17
Board of Advisors	18
Vikings Vice Presidents	19-22
Coaching Staff	
Head Coach Brad Childress.....	26-29
Assistant Coaches and Staff	30-55
Vikings Personnel/Scouting Staff	
George Paton	58
Scott Studwell	59
Vikings Scouting and Personnel Staff	60-71
Support Staff	72-76
Vikings Media Policy	78
Players	
Veterans	79-205
Rookies and Free Agents	208-218
Vikings Alphabetical Roster	219
2007 Season	
Season At A Glance.....	222-229
Preseason Statistics	230
Regular Season Statistics	231
Preseason Defensive Statistics	232
Regular Season Defensive Statistics	233
Game-By-Game Statistics	234-237
Game-By-Game Starters	238
Participation Chart	239
The Last Time	240
2007 NFL Standings	241
Accumulating All-Pros	242
Records	
All-Time Leaders.....	228-233
Individual Records	234-240
Vikings Big Days Rushing/ Passing/Receiving	242-244
All-Time Scoring	244-247
All-Time Starting QB	263
All-Time Passing/Receiving/Rushing	264-267
Touchdowns by Season.....	267
Team Records	268-271
Records cont.	
Opening Day Results/Highs	271-272
Final NFL Offensive/Defensive Rankings	273
NFL Career Leaders	274
Playoff Records	
All-Time Playoff Leaders.....	275
Big Days/Playoffs.....	275
Individual Playoff Records	276
Team Playoff Records	277-278
NFL Teams of the Decades	279
Pro Bowl Results	280
History	
Vikings Lore.....	282-228
Vikings Coaching History.....	286-287
Results: Year-by-Year	288-293
Vikings Future Schedule Rotation	293
Vikings All-Time Records	294
Primetime/Thanksgiving Games	295
Overtime Games.....	295
Series Standings	295-298
Vikings All-Time Numerical Roster	299-303
Vikings Alumni	304-307
Vikings All-Time Games Played/Started	308
Vikings All-Time Drafts	309-312
Pro Football Hall of Fame	313-315
Vikings Ring of Honor.....	316-319
Retired Jersey Numbers.....	319
Korey Stringer Good Guy Award	319
All-Time Players/Week/Month	320-321
Vikings All-Time Honors	322-323
Pro Bowl Honorees.....	323
Year-by-Year	324-331
Extra Points	
Super Bowl Results	334
Homes of the Vikings.....	335
2008 Vikings Training Camp.....	336
Vikings Preseason Television	337
Vikings Radio Network.....	338
Winter Park-Vikings Headquarters	339
Minnesota Vikings Special Events.....	339
Ed Block Courage Award.....	340
How The Vikings Got Their Name.....	340
2008 NFL Schedule.....	341-342
Vikings Schedule	344

The Minnesota Vikings 2008 Official Team Guide is a production of the Minnesota Vikings Public Relations Department. Printing and layout by Bolger Vision Beyond Print, Minneapolis, MN. Design and Technical Support - Bill Doll, Monica Smith and the Bolger staff. Inside photography by Amos Smith Photography, Rick Kolodziej, Brad Madson, Steve Lucas, Paul Spinelli & Spin Photos, Brad Madson and Paul Odegard. Editor - Tom West. Editorial Assistants - Jeff Anderson, Tom Fanning, Bob Hagan, Cameron Aisenbrey, Tom Halken.



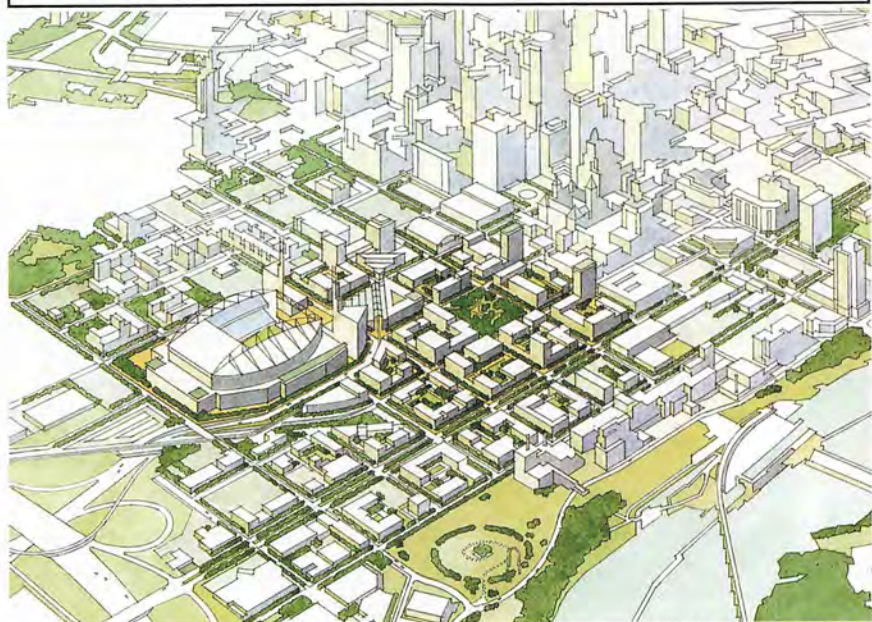
KICKOFF

MINNESOTA VIKINGS STADIUM VISION



ELEMENTS OF THE PROPOSED NEW STADIUM INCLUDE:

- 65,000 seats, expandable to 72,000 for Super Bowl and other events
- Up to 7,500 club seats and up to 150 private box suites
- 20,000 parking spaces within one-quarter mile of the new stadium
- Vikings Game Day Plaza comprising approximately 144,000 square feet of land area
- Vikings Hall of Fame and Vikings Team Store



Images courtesy of ROMA Design Group and HOK Sport

MINNESOTA VIKINGS STADIUM VISION

As committed as the Vikings are to bringing a Super Bowl championship to the fans and to the state, the franchise is equally devoted to securing a long-term home for the team in Minnesota. The Vikings are one of the few NFL franchises without a stadium solution but remain determined to collaborate with the State Legislature, the Governor and local leaders to resolve this issue. With the team's Metrodome lease set to expire in 2011 and costs increasing \$50 million with each year of delay, 2009 is the critical year to preserve the long-term viability of the Vikings in Minnesota.

Working with the Metropolitan Sports Facilities Commission (MSFC), the Vikings are moving forward on a public-private partnership that will open a new, multi-purpose stadium on the current Metrodome site in 2012. The two sides will present this stadium development plan to the 2009 Legislature for consideration. The joint proposal will include specific stadium design and program elements, a finance plan and principles of agreement on how the new facility will be operated and governed, all crucial topics for state leaders to analyze as they work to reach a stadium solution in 2009.

The economic development proposal will include three critical elements that go beyond hosting Vikings home games:

- A retractable-roof stadium that will give Minnesotans a state-of-the-art venue to be used year-round for high school and amateur sports, trade shows, community and cultural events, as well as national and international happenings.
- A Winter Garden light rail train station that will serve as a connecting point for the future Central Corridor light rail line and the existing Hiawatha line. This gathering place is integral to the Vikings vision of the overall development and will host indoor/outdoor activities for transit riders, neighborhood residents, downtown workers and stadium attendees.
- A privately-financed redevelopment of the Downtown East area that will include office buildings, residences, shops and restaurants. This exciting project will create jobs, boost the economy and bring a renewed energy to this area of Minneapolis.

"The Metrodome site makes great sense for a new stadium because most of the necessary infrastructure is already in place," Vikings Owner/Chairman Zygi Wilf said. "However, while Minneapolis is the proposed location for this stadium, the facility will be a statewide asset used for events that student-athletes and fans from across Minnesota will attend and benefit from."

HOW YOU CAN HELP

Much work remains between now and the 2009 Legislative Session, and the Vikings need your help. You can help by: Joining Minnesota Momentum, the grassroots coalition of stadium supporters, by visiting minnesotamomentum.com. Contacting your elected officials and encouraging them to support a stadium solution in 2009.



Aerial view of the proposed Winter Garden Light Rail Station, Vikings Game Day Plaza and multi-use stadium.

VIKINGS CHILDREN'S FUND

There have been many changes on and off the field for the Minnesota Vikings since the team's inception, but the organization's steadfast commitment to children has always remained the same.

In light of the organization's commitment to community, the Vikings Children's Fund (VCF) was established in 1978 and has since raised nearly \$8 million to give back to those in need. The VCF is a means for Vikings players, coaches, cheerleaders, staff and their families to focus their community support to help children. The VCF distributes grants to health, education and family services organizations benefiting children.

In 2007 the VCF provided more than 120 grants to nonprofit organizations, including \$160,000 to the University of Minnesota Department of Pediatrics. In total, the VCF has donated more than \$4.5 million to support the University of Minnesota Department of Pediatrics, which boasts highly-skilled pediatricians and excels in break-through research.

To learn more about the VCF - or to make a donation - please call Patrick Leopold at (952) 828-6500. If your charitable organization is interested in applying for a VCF grant, log on to Vikings.com to download a grant application form. Grant applications need to be mailed by the end of March each year for fall awards.

VIKING CHILDREN'S FUND FACTS AND FIGURES


- ▣ The University of Minnesota Department of Pediatrics has been awarded over \$4.5 million to support research fighting childhood diseases.
- ▣ The Vikings Children's Fund supported over 50 organizations in 2007.
- ▣ The Vikings Children's Fund has supported over 300 child-related organizations across Vikings country since beginning in 1978.



The Vikings have a long-standing tradition with Vikings Victory Visits to local hospitals. Vikings LBs Heath Farwell and Ben Leber, along with their wives, joined other teammates in a visit to the University of Minnesota Children's Hospital, Fariview.

"What better call can you get in an afternoon but from the owner of the Minnesota Vikings asking 'How can we help?' It is sometimes hard for nonprofits always feeling they are knocking on doors hoping for help. How refreshing to get pre-emptive action. We so appreciate the Vikings faith in our work."

Major Paul Fleeman
The Salvation Army Twin Cities



The Vikings take an active role in the community through a variety of programs including hospital and school visits throughout the year. Providing a bright future for kids in the Upper Midwest is the goal of the Viking Children's Fund. The Wilf family ownership group is dedicated to giving back to the community and being an integral part in the fabric of life in Minnesota. The Vikings recognized Brainerd High School coaching legend Ron Stolski as part of the You Made The Team community tour to Brainerd and made a donation from the Vikings Children's Fund to the Brainerd Sports Boosters and Warrior Way.



The Vikings annual Bowl With The Vikings fundraiser was a hit again in 2007 at Andover Lanes.

MINNESOTA VIKINGS

VIKINGS IN THE COMMUNITY



THE MINNESOTA VIKINGS "ON THE FIELD AND IN THE COMMUNITY – YOUR SPECIAL TEAM"

The Minnesota Vikings are more than a football team. The coaches, players and staff are your neighbors. Their wives or husbands may be your co-workers. Their children attend school with your children. The Vikings are a part of our community. Many schools, hospital charities and civic groups have been impacted by player involvement, staff participation and family volunteerism.

The Vikings organization is your neighbor too, as a corporate citizen actively involved in policy and service to Minnesota. The Vikings community relations department and Vikings Children's Fund handle a broad range of requests including player appearances, in-kind donations, partnering with non-profit groups on fundraisers, the production of public service announcements and team philanthropy. Since its inception in 1978, the VCF has donated more than \$4.5 million to the University of Minnesota Department of Pediatrics. The VCF has maintained a commitment to youth and families by distributing funds toward youth development, family services and education support- a total of nearly \$8 million given back to our community.

Vikings In The Community

CLOCKWISE: Tarvaris Jackson visited Greenleaf Elementary in Apple Valley as part of the "NFL Take a Player to School Day" presented by JCPenney. Greenleaf 2nd-grader Joseph Fohr welcomed Jackson to accompany him for the day of school, complete with a limo ride from his home...The Vikings and the University of Minnesota Department of Pediatrics partnered to launch a community-based health program called "Tackling Influenza" in 2007. Funded by a 3-year, \$240,000 grant from the Vikings Children's Fund, this new program is focused on increasing childhood immunization...Artis Hicks joined teammates visiting the Ronald McDonald House during the 2007 season. A \$50,000 grant from the Vikings Children's Fund helped remodel guest rooms...Adrian Peterson's excellence on the field resulted in a \$10,000 donation to the University of Minnesota Children's Hospital, Fairview. Peterson was twice named the FedEx Ground Player of the Week in 2007, resulting in the donation in his name to the Hospital. Teammate Chester Taylor also earned the honor once, resulting in another \$5,000 gift.



Qwest is the official sponsor of the Minnesota Vikings Community Tuesdays.





Vikings In The Community

CLOCKWISE: The Vikings celebrated the 40th anniversary of Hall of Fame coach Bud Grant being named the team's Head Coach with an evening recognizing Grant's lifetime achievements in athletics and the outdoors. Speakers included Jim Marshall, Fred Zamberletti, Sid Hartman and Bob Knight...The 13th Annual Minnesota Vikings Arctic Blast once again raised money for the Vikings Children's Fund. Riders from the Vikings roster and alumni took part in one of Minnesota's favorite hobbies and mingled with hundreds of Vikings fans...Coach Childress welcomed local veterans of the Tuskegee Airmen to a special Saturday practice, continuing his tradition of bringing special guests to the normally closed practice session to be recognized for their accomplishments...Kelly Theis and Lisa Dugan led the toy collection for Toys for Tots during the 12/2/07 game vs. Detroit. The Vikings Women's Organization event was a success as Marines collected thousands of toys during the annual Best Buy sponsored event at the Metrodome gates.





Vikings In The Community

CLOCKWISE: Through his "Kicks for Kids" program, E.J. Henderson donated new sneakers (kicks) to each youth football player in the Minneapolis Police Activities League (PAL). Minneapolis Mayor R.T. Rybak supported E.J. at the giveaway...Chad Greenway and teammates hosted the annual blood drive benefiting Memorial Blood Centers at Qwest Communications Minnesota Headquarters. More than 100 units of blood were donated...Dru Childress and Jardin Loeffler, along with members of the Vikings Women's Organization, hosted the Vikings annual food drive during the Vikings-Raiders game on 11/18/07 to benefit Second Harvest Heartland Food Bank...The inaugural Vikings Gridiron Gallop 5K at Lake Nokomis in June 2007 brought crowds to take part in a good day of exercise and benefit the Minneapolis Park and Recreation Board youth programming. Members of the Vikings staff, players and their families, Vikings Women's Organization and Vikings cheerleaders all pitched in to make the event a success.





Vikings In The Community

CLOCKWISE: Antoine Winfield supported the North Community YMCA and promoted the NFL Play 60 program by riding stationary bikes with members of the YMCA's Youth Triathlon Team. Winfield also presented a check for \$20,000 toward a new Vikings-themed Fitness Zone in the facility...More than 150 youngsters were introduced to football at the Vikings Youth Football Day. As part of the program, Matt Birk and Brooks Bollinger donated \$3,000 worth of new football equipment to USA Football to be distributed to needy youth in Minneapolis and St. Paul...Vikings cheerleaders joined the festivities at the Taste of the NFL event in the Vikings fieldhouse at Winter Park. The event brings some of the top chefs and restaurants to fans to help support hunger relief in Minnesota...The entire Vikings organization worked hand-in-hand at the 3rd Annual Playground Build in 2008 at the Seed Academy/Harvest Prep school in Minneapolis. The event featured the entire Vikings roster, coaches and staff.



2008 VIKINGS STAFF DIRECTORY

CHAIRMANZygi Wilf
PRESIDENTMark Wilf
VICE CHAIRMANLeonard Wilf
OWNERSHIP PARTNERS
 Reggie Fowler, Alan Landis, David Mandelbaum

EXECUTIVE STAFF
 VP of Public Affairs & Stadium DevelopmentLester Bagley
 VP of Football OperationsRob Brzezinski
 VP of Sales & Marketing/Chief Mktg. OfficerSteve LaCroix
 VP of FinanceSteve Poppen
 VP of Player PersonnelRick Spielman
 VP of Operations & Legal CounselKevin Warren

ADMINISTRATION
 ConsultantBud Grant
 Senior Consultant-Team HistorianFred Zamberletti
 Executive Assistant to OwnersTrish Huizinga
 Executive AssistantTracy Hoefling
 ReceptionistMary Nevers
 Office AdministratorLois Hyde

COACHING STAFF
 Head CoachBrad Childress
 Offensive CoordinatorDarrell Bevell
 Defensive Coordinator/Asst. Head CoachLeslie Frazier
 Special Teams CoordinatorPaul Ferraro
 Running BacksEric Bieniemy
 Defensive LineKarl Dunbar
 Assistant Offensive LineJim Hueber
 Tight EndsJimmie Johnson
 Assistant Defensive BacksDerek Mason
 Offensive LinePat Morris
 Assistant Special TeamsBrian Murphy
 LinebackersFred Pagac
 QuarterbacksKevin Rogers
 Wide ReceiversGeorge Stewart
 Defensive BacksJoe Woods
 Head Strength and ConditioningTom Kanavy
 Assistant Strength and ConditioningJuney Barnett
 Assistant Strength and ConditioningMartin Streight
 Defensive Assistant/DLBrendan Daly
 Offensive Assistant/WRChad O'Shea
 Quality Control/OffenseRyan Ficken
 Quality Control/DefenseJeff Imamura
 Offensive/Defensive AssistantRyan Silverfield
 Assistant to Head CoachKevin Stefanski
 Coaches Administrative AssistantTodd Nielson
 Assistant to Brad ChildressMary Redmond

PLAYER PERSONNEL/FOOTBALL ADMINISTRATION
 Director of Player PersonnelGeorge Paton
 Director of College ScoutingScott Studwell
 Director of Football AdministrationDave Blando
 Pro ScoutScott Kuhn
 Pro ScoutRyan Monnens
 Pro ScoutJeff Robinson
 Regional ScoutConrad Cardano
 Regional ScoutPaul Roell
 Area ScoutFrank Acevedo
 Area ScoutTerrance Gray
 Area ScoutKevin McCabe
 Area ScoutMike Sholton
 Area ScoutJamaal Stephenson
 Personnel ConsultantJerry Reichow
 Personnel ConsultantPaul Wiggins
 Manager-Football Information SystemsPaul Nelson
 Computer ProgrammerLuke Burson
 Executive Asst.-Player PersonnelKelly Wilske
 Football Administration/Salary CapAnne Doepner

EQUIPMENT
 Equipment ManagerDennis Ryan
 Assistant Equipment ManagerAaron Neumann
 Assistant Equipment ManagerAdam Groene

MEDICAL
 Head Athletic TrainerEric Sugarman
 Assistant Athletic TrainerTom Hunkele
 Assistant Athletic TrainerRob Roche
 Team PhysicianDr. Joel Boyd
 Team PhysicianDr. Sheldon Burns
 Team PhysicianDr. Chris Larson
 Team PhysicianDr. David Olson

FACILITY
 Facilities DirectorNick Tighe
 Turf ManagerGrant Davison
 Facilities AssistantEric Charlson

OPERATIONS
 Dir. of Operations-Team TravelLuther Hippe
 Dir. of Operations-Stadium & LogisticsChad Lundeen
 Operations AssistantPaul Martin

DINING
 Director of Food Service OperationsGeji McKinney
 Executive ChefTim Sheehan
 Dietician ConsultantCarrie Peterson

PLAYER DEVELOPMENT/LEGAL
 Exec. Dir. of Player Development/LegalLes Pico
 Player Development AssistantRonald Brewer

VIDEO
 Director of VideoBob Marcus
 Assistant Video DirectorSteven Hicks
 Video AssistantRyan Logan

SECURITY
 Director of SecurityKim Klawiter

SALES AND MARKETING
 Dir. of Marketing & Bus. DevelopmentDannon Hulskotter
 Events & Hospitality ManagerAmy Anthony
 Marketing Partnerships ManagerNathan Fix
 Events & Hospitality CoordinatorScott Erdahl
 Marketing Partnerships CoordinatorCourtney Walter
 Marketing Partnerships CoordinatorMatt Guba
 Manager- Special EventsDebra Jones
 Sr. Mktg. Mgr.- Broadcasting & EntertainmentBryan Harper
 Marketing Mgr.- Branding and PromotionsErin Swartz
 Graphic Design SpecialistJess Lowenberg
 Editor & VideographerJordan Struck
 Multimedia SpecialistJay Nelson
 Interactive Marketing CoordinatorRyan Cardinal
 Marketing CoordinatorBrett Taber
 Entertainment Marketing CoordinatorNikki Myers
 Vikings.com Writer/EditorMike Wrobschall
 Cheerleader CoordinatorTami Krause
 Executive Asst. to Sales & MarketingRen Rutkus

CORPORATE SALES
 Director of Corporate SalesMike Slates
 Senior Corporate Sales ManagerMarc Morgan
 Corporate Sales ManagerPeter Duggan
 Corporate Sales ManagerNatalie Kolderer
 Corporate Sales ManagerChris Poitras
 Corporate Sales AssistantJenny McCall

VIKINGS CHILDREN'S FUND
 Vikings Children's Fund CoordinatorPat Leopold

TICKETS/SUITES
 Director of Ticketing & HospitalityPhil Huebner
 Director of Private Suite Sales & ServiceJ.P. Paul
 Manager of Ticket OperationsJoe Mee
 Manager of Private Suite SalesNicole Santelman
 Ticket Sales ManagerJohn Neppi
 Manager of Suite OperationsMike Manahan
 Ticket Sales RepresentativeSharon Lohmar
 Ticket Sales RepresentativeChuck Pamperin
 Ticket Account ExecutiveSteve Reed
 Ticket Account ExecutiveKent Bergsrud
 Ticket Act. Exec.-Group Ticket SalesTravis Hamre

ACCOUNTING/FINANCE
 ControllerCarl Miklas
 Senior AccountantAnn Schumacher
 Payroll Supervisor/AccountantCarla Smith
 Finance AssistantBobbe Daggett
 Purchasing AgentAlan Savage

COMMUNITY RELATIONS
 Exec. Dir. of Comm. Relations/Youth FootballBrad Madson
 Director of Civic and Business AffairsKimberly Fields

HUMAN RESOURCES
 Human Resources ManagerLisa Larson

INFORMATION TECHNOLOGY
 Information Technology ManagerCheryl Nygaard
 Network Operations AssistantTodd Hauck

PUBLIC RELATIONS
 Director of Public RelationsBob Hagan
 Assistant Director of Public RelationsTom West
 Public Affairs ManagerJeff Anderson
 Public Relations AssistantEvan Koch



EXECUTIVES



Zygi Wilf and his partners have relied on consistency and investment in building a winner in every aspect of their four-year ownership of the Minnesota Vikings. The Wilf family and the ownership group has worked diligently at making the Vikings an important part of the fabric of the Upper Midwest.

As the franchise enters the 2008 season, a strong foundation has been established for success on the field and with civic and corporate leadership in the community. Over the last three years, the team has enhanced its already strong reputation as an NFL leader in community relations activities and has raised its level of involvement in the region. Under the stewardship of the Wilfs, the franchise has taken strides forward on the initiative for a state-of-the-art, multi-use stadium as the centerpiece of a downtown Minneapolis redevelopment. The Vikings ownership is committed to investing in the state's economy and are dedicated to a world-class showcase for Minnesota's sporting future.

Zygi Wilf leads an ownership group that closely mirrors the structure that has led the Wilf family to national prominence in their business ventures with Garden Homes Development, a nationwide leader in retail, commercial and private residential development. Joining Wilf in the Vikings venture are his brother, Mark, cousin, Leonard, and nephew, Jeffrey, along with several associates from outside the family.

The journey for Wilf from avid New York Giants fan sitting in the bleachers of Yankee Stadium in the 1960's to taking over the leadership of one of the NFL's proudest franchises has been marked by bold and well-founded business decisions, commitment to family and employees, and dedication to community.

Throughout the Wilf family's rise to prominence in real estate development, the consistent focus on philanthropy and never losing touch with family roots has been a foundation and philosophy.

Building a championship team with character has been at the foundation of the Wilf ownership group's growth as NFL owners.

The Wilf family has stayed close to their roots, donating generously to heart-felt causes at home and throughout the world.

Wilf, the son of Joseph and Elizabeth Wilf, emigrated with his parents from Europe to the United States in the early 1950s and settled in New Jersey. Zygi attended nearby Fairleigh Dickinson University, earning a bachelor's degree in economics and later graduated from New York Law School in Manhattan.

Wilf, 58, and wife, Audrey, have four children.



Vikings owner Zygi Wilf connected with fans in the tailgate lots before the 2007 season-opening win over Atlanta. Wilf and the Vikings ownership group have solicited feedback from fans to provide better service and a great gameday experience for Vikings fans.



MARK WILF
OWNER/PRESIDENT

As the Vikings approach the 2008 season, team President Mark Wilf has played a key role in the development of the business aspects of the club and organizing the leadership of the franchise to mirror the successful family model that the Wilf family has implemented in other successful ventures.

Entering the fourth year of their ownership of the Minnesota Vikings, the Wilf family and their partners have placed a premium on building with vision and investing in the long-term viability of the team. Building on the rich tradition of the franchise, the ownership group stresses the civic and corporate citizenship of the Vikings moving into the future.

Along with dramatic facility upgrades at Winter Park since taking over the team, the ownership has prided itself on improving the identity and atmosphere associated with the franchise. The Vikings have been a valuable part of the fabric of life in the region since beginning play in 1961. The Wilf family takes pride in building on the proud tradition of community involvement the franchise has been known for.

The Wilfs lead an ownership group that closely mirrors the structure that has led the Wilf family to national prominence in their business ventures with Garden Homes Development, a nationwide leader in retail, commercial and private residential development.

An NFL franchise is a valuable commodity to a community and the Wilf ownership group recognizes and embraces the role as a civic leader. Under Mark Wilf's

direction, the Vikings have taken a more prominent role as a business and community leader and embraced their fans and partners locally and worldwide.

Another lifelong fan of the NFL, Mark brings the same passion and desire to succeed in the Wilf's professional football as his elder sibling, Zygi. Throughout their professional lives, the brothers have worked tirelessly to involve everyone associated in their businesses as members of the family. The Minnesota Vikings are the latest extension of the family model and one that is especially close to the family's heart with the opportunity to be actively engaged in the game they grew up passionately following.

Mark Wilf has been actively involved with the Wilf family's Garden Homes Development enterprises and has served as a principal in the family business.

A long-time fan of college and professional football, Wilf is no stranger to the game or the thrill of competition. During his collegiate years, Mark served as the radio voice of Princeton Tigers football and basketball. Wilf earned his bachelor's degree from Princeton University and later graduated from the New York University School of Law.

The Wilf family tradition of generous philanthropy and advancing causes with special meaning has been passed through the generations.

Wilf, 46, and wife, Jane, have four children. The couple is actively involved in several causes close to the heart of the Wilf family.



Mark Wilf and DE Jared Allen took part in a new Vikings tradition in June, visiting the Moorhead, MN, area as part of the Vikings' You Make The Team community tour. Wilf and Allen visited the Moorhead Spuds football camp and donated to the booster club. Community outreach and youth football are initiatives that the Wilf family ownership group has made a priority during their tenure.



LEONARD WILF

OWNER/VICE CHAIRMAN

Leonard Wilf joins cousins Zygi and Mark Wilf with the Vikings ownership group as Vice Chairman of the team for the fourth season in 2008. Away from the Vikings, Wilf also serves as President of family-owned Garden Homes Development, a nationwide leader in retail, commercial and private residential development based in New Jersey.

Wilf earned his bachelor's degree, Cum Laude, from Boston University. Following his undergraduate work, Wilf graduated with a law degree from Georgetown University. During his tenure at Georgetown Wilf was editor of the *Georgetown Law Review*. Wilf went on to receive a Master of Law in taxation from New York University.

Active with several professional and civic groups, Wilf is Vice Chairman on the Board of Trustees of NYU and the

NYU Law School. He is a member of the New Jersey, New York and American Bar Associations. He is an involved member of the International Council of Shopping Centers, New York Athletic Club and Friars Club.

Wilf and his wife, Beth, have four children and are active members of the community through the Central Park Conservancy and Metropolitan Opera. Wilf was appointed by President Clinton to the U.S. Holocaust Memorial Council in January 1997 and spearheaded the construction of the Metrowest Campus of UJA-Federation in East Hanover, NJ. He and his family reside in New York City.



JEFFREY WILF

OWNER/OWNERSHIP PARTNER

Jeffrey Wilf, nephew of Zygi and Mark Wilf, continues the family involvement with all aspects of the Wilf businesses. He is involved with the Wilfs' Garden Homes operations and with the Minnesota Vikings.

Wilf graduated from Harvard University with a bachelor of arts in government.

NFL Shield Honors Tradition and Future

The NFL shield, one of the most recognizable symbols in the sports world, underwent a stylistic upgrade during the 2008 offseason. The new font and design changes pay homage to the history of the League and the logo while turning an eye forward on the future. As the NFL enters its 89th season in 2008 the new shield symbolizes the progress of the league over those decades and the excellence that has laid the foundation for the modern NFL.

Adjustments to the logo include 8 stars representing the 8 Divisions in the NFL and the design of the football reflects the design of the football atop the Vince Lombardi Trophy. The blue color is darker and bolder than past shields and the shape has been refined over past versions.





REGGIE FOWLER
OWNERSHIP PARTNER

Reggie Fowler is the owner of Spiral, Inc., a company that has holdings in agriculture, aviation, banking, entertainment, manufacturing and real estate.



ALAN LANDIS
OWNERSHIP PARTNER

Alan Landis has achieved acclaim in the business world and the philanthropic community through his visionary thinking in each area. As founder and chairman of The Landis Group, he has put his stamp on the land development industry with a pair of landmarks, the Princeton Landmark Carnegie Center and Tower Center Office and Hotel Complex. A graduate of New York University, Landis holds a bachelor's degree in accounting. He is active in causes ranging from the National Prevent Child Abuse organization to the Foundation for Fighting Blindness. Alan and wife, Linda, have a son, Scott, and daughter, Dana. The couple resides in New York City.



DAVID MANDELBAUM
OWNERSHIP PARTNER

David Mandelbaum has served as General Partner of Interstate Properties since 1968, a trustee of Vornado Realty since 1979 and Director of Alexander's, Inc. since 1995. Mandelbaum has been a member of the law firm Mandelbaum & Mandelbaum, P.A. since 1967 and holds a law degree from Harvard. He earned his undergraduate degree at Princeton University. Mandelbaum and wife, Karen, have been married over 40 years. The couple has four sons, Richard, Michael, Jeffrey and Jonathan and resides in Livingston, NJ.

MINNESOTA VIKINGS



2008 MINNESOTA VIKINGS

BOARD OF ADVISORS

In 2007, Vikings ownership reached out to a broad cross-section of Minnesota business and community leaders and recruited them to serve on the Vikings Board of Advisors.

The Minnesota Vikings Board of Advisors meets regularly to discuss and provide feedback on Vikings core issues, including the team's sales and branding initiatives, stadium development project and extensive community relations programs. The Board of Advisors helps keep the Vikings organization connected and focused on the key issues and dynamics facing Minnesota and our community.

2008 MINNESOTA VIKINGS BOARD OF ADVISORS

Dick Anfang, President;
MN State Building & Construction Trades Council

Mick Anselmo, COO;
Advantage Rent a Car

Senator Rudy Boschwitz, Founder and Chairman;
Home Valu

Bill Dunlap, Chairman (retired); *Campbell Mithun*;
Chairman; *Petters Marketing Group*

Brian Dunn, President and COO;
Best Buy Co., Inc.

Jay Fishman, President and CEO;
The Travelers Companies, Inc.

Bud Grant, Former Head Coach;
Minnesota Vikings

Sue Haigh, President;
Twin Cities Habitat for Humanity

Michael Hoffman, Chairman and CEO;
Toro Company

Meg Katzman, Executive Director;
Ronald McDonald House Charities Upper Midwest

Wayne Kostroski, Founder and Owner;
Taste of the NFL/Cuisine Concepts

Bob Lurtsema, Principal;
Viking Update

Harvey Mackay, Chairman;
MackayMitchell Envelope Company

Don McNeely, Chairman;
Space Center

G. Mike Mikan, Executive Vice President and CFO;
United Health Group

Ted Mondale, Chairman and CEO;
Nazca Solutions, Inc.

David Olson, President;
Minnesota Chamber of Commerce

Ray Owens, Executive Vice President - Capital Markets;
Piedmont Office Realty Trust, Inc.

Alan Page, Justice;
Minnesota Supreme Court

Tom Rosen, President and CEO;
Rosen's Diversified

Steve Sanger, Former Chairman and CEO;
General Mills

Joe Schmit, President of Media and Marketing;
Petters Group

John Stanoch, President Minnesota;
Qwest Communications

Jim Stapleton, President and CEO;
B&R Consultants

Doug Steenland, CEO;
Northwest Airlines

Charlie Weaver, Executive Director;
Minnesota Business Partnership

MINNESOTA VIKINGS



LESTER BAGLEY

VICE PRESIDENT OF PUBLIC AFFAIRS/STADIUM DEVELOPMENT

Lester Bagley brings more than two decades of experience in the public affairs arena and serves the Vikings as Vice President of Public Affairs and Stadium Development, his 4th year in that role. Bagley oversees public relations, public affairs, community relations and charitable giving for the Vikings.

Bagley has been instrumental in the Wilf ownership group's efforts to enhance the Vikings presence in the community and throughout the state. During the 2007 season Bagley helped develop the Vikings Board of Advisors, a club initiative aimed at increasing interaction with CEO-level civic and business leaders in Minnesota. Bagley also leads the Vikings "You Made The Team" community visits, which are embraced by Vikings fans across the state as the club connects with areas outside of the Twin Cities.

Along with a prominent role in external relations, Bagley oversees internal communications for the team and has led the efforts to restructure the Vikings Children's Fund and enhance the team's youth football programs.

Bagley also continues to lead the team's quest to finance and build a new home for Vikings football, which has become a priority for the National Football League. The Vikings have dedicated their stadium efforts to constructing a new facility in Minneapolis as part of a broader revitalization and economic development proposal for the area surrounding the Metrodome. Bagley oversees the team of architects, urban planners, NFL officials, financial analysts and public affairs professionals who are working diligently to bring a world-class multi-event venue to downtown Minneapolis.

Before joining the Vikings, Bagley operated Bagley Public Affairs from 1999-2005. The Minneapolis firm specialized in issues management, public relations and public affairs. Consulting with the Vikings through his company, Bagley served as the team's point person on stadium advocacy efforts from 2000-05.

From 1993-99 Bagley helped lead the Minnesota Business Partnership, a public policy organization comprised of the chief executive officers of 100 of Minnesota's largest companies, where Bagley served as associate director. He previously spent five years working in public affairs and public relations in Washington, D.C.

A native of Barron, WI, Bagley began college at the University of Minnesota before graduating from the University of California at Los Angeles (UCLA) with a bachelor's degree in political science. He served as a White House intern and studied at Oxford University during his undergraduate days. Bagley serves on the boards of Athletes Committed to Educating Students (ACES), the Minneapolis Regional Chamber of Commerce and the Vikings Children's Fund.

Bagley's wife, Wendy, who has a bachelor's degree from the College of St. Catherine, has served on the staffs of three successive Minnesota governors. The couple resides in Minneapolis with their sons, Michael and Charles.



ROB BRZEZINSKI

VICE PRESIDENT OF FOOTBALL OPERATIONS

As Rob Brzezinski enters his 16th season in the NFL and 10th with the Minnesota Vikings in 2008, the team is positioned for long-term success with a favorable salary cap situation and several core players recently signed to long-term contracts. Brzezinski joined the Vikings in 1999 as Director of Football Administration and was promoted to Vice President of Football Administration in 2001. He was elevated to his current position as Vice President of Football Operations in 2002.

In 2008, the Vikings capitalized on the strategic salary cap management from the past several years. Armed with the highest net salary cap in the NFL, and core potential free agents already re-signed, the team filled key needs by trading for 2007 NFL sack leader DE Jared Allen and signing proven unrestricted free agent playmakers WR Bernard Berrian and S Madiue Williams.

In his current role, Brzezinski works closely with Head Coach Brad Childress and Vice President of Player

Personnel Rick Spielman on all football-related strategic planning and roster decisions. Brzezinski is also responsible for management and strategic planning of the salary cap, negotiation of player contracts, football operations and administration, team operations, medical and training staff, equipment, video, and player development. He has also represented the Vikings at the League meetings.

Brzezinski has NFL management experience in nearly every area critical to operating a successful NFL franchise. He has worked as the top football executive responsible for all roster decisions in conjunction with the head coach, has experience running a player personnel department, and has researched, developed and implemented processes and technology for the efficient management of pro and college scouting, including the college draft. Brzezinski also has experience in managing the business operations of an NFL franchise and, while in Minnesota, has transformed a substantial salary cap deficit into a long-term

competitive advantage. In 2006, Brzezinski played a significant role in the head coaching search and interview process that resulted in the hiring of Brad Childress, the first of 10 head coach hirings in the NFL that season.

Brzezinski is a member of the NFL Management Council's Club Services Committee, which has developed new technology and systems for player contract reporting, salary cap management and information management. In 2004 Brzezinski was invited to participate in the NFL-Stanford Program for Managers at the Stanford Graduate School of Business, a program developed by the NFL to promote development of leaders within the League.

Prior to joining the Vikings, Brzezinski spent the previous six seasons (1993-98) with the Miami Dolphins where he advanced to the position of Staff Counsel/Salary Cap. He has been involved with teams that have finished .500 or better in 12 of his 15 seasons in the NFL and have made the playoffs seven times. During the salary cap era of the NFL (1994-present), both the Dolphins and Vikings are among the NFL's best in winning percentage and playoff

appearances.

In Miami, Brzezinski assisted in managing business affairs, which included salary cap administration, player contract negotiations, operations and legal affairs. In his tenure, the Dolphins compiled a 55-41 (.573) regular-season record and made the playoffs four times.

Brzezinski earned degrees from Nova Southeastern University in Fort Lauderdale, a Juris Doctorate in 1995 and a Bachelor of Science in education in 1992. In addition, Brzezinski is a member of the Florida Bar. Brzezinski and his wife, Leah, who has earned a doctoral degree in education, have adopted sons, Ki and Jae, and daughters, Grace and Anna. The Brzezinski family resides in Edina is very active in the community raising money and awareness for adoption-related causes.



Steve LaCroix enters his 8th season with the Vikings in 2008 as the team's Vice President of Sales and Marketing, adding the title of Chief Marketing Officer. LaCroix oversees all aspects of Vikings generated revenues, including corporate sales, sponsorships, media sales, ticket sales, suite sales and hospitality. LaCroix also leads the team's marketing, radio and television programming, websites, new media initiatives, merchandise and e-commerce operations, community and special events, marketing partnerships, advertising, branding, promotions and game day activities.

In each of his seasons with the Vikings, LaCroix has led the team to record-setting sales revenues. In 2007, the Vikings continued their sellout streak – reaching a total of 114 straight home games, launched a social networking website and introduced the Vikings throwback uniforms that paid homage to the Vikings teams from the Super Bowl years in the 1960s and 1970s.

In 2006, LaCroix and his staff undertook the successful introduction of a new, more modern design of the Vikings traditional uniforms. In addition, LaCroix's tenure has resulted in several new sales and marketing initiatives, including bringing radio and television broadcast rights in-house, the creation of weekly television programming, opening "Vikings Locker Room" official retail stores, a full redesign of vikings.com and the construction of two Terrace Suites that created the first premium seat offering in the Metrodome.

LaCroix serves on the NFL Club Business Working Group comprised of eight club executives to help shape strategies for implementing league and club initiatives. In addition, LaCroix serves on the Steering Committee of the National Sports Forum, the sports industry's leading annual conference. In 2005, LaCroix was invited to participate in the NFL-Stanford Program for Managers at the Stanford Graduate School of Business, a program developed by the NFL to promote development of leaders within the League.

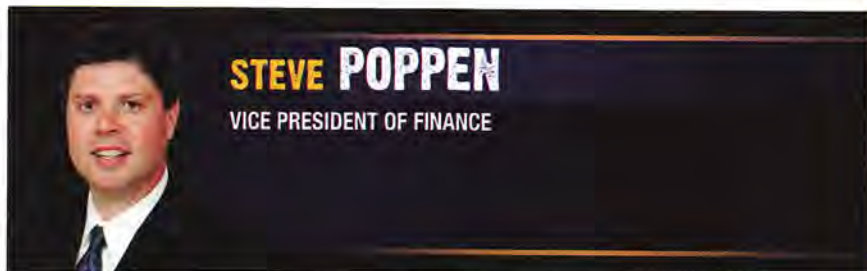
LaCroix's charitable involvement includes serving as Treasurer of the Viking Children's Fund, which has raised nearly \$8 million since 1978 benefiting children's health, education and family services throughout the Upper

Midwest, including the University of Minnesota Department of Pediatrics. LaCroix also serves on the Board of Directors of Hunger Related Events and Summit Academy. Hunger Related Events has raised several million dollars for hunger-related organizations through the creation of Taste of the NFL as an annual event at the Super Bowl and in many NFL cities. Summit Academy is a non-profit vocational training and educational center that empowers residents in the most economically depressed neighborhoods in the Twin Cities to become educated, employed and self-supporting members of our communities.

Prior to joining the Vikings, LaCroix worked as the Director of Sponsorship Sales for Pacers Sports and Entertainment in Indianapolis, IN, from 1999-00. His main responsibilities included overseeing the corporate sales efforts for the National Basketball Association's Indiana Pacers, the WNBA's Indiana Fever and other sports and entertainment events held at Conseco Fieldhouse, for which he negotiated the naming rights deal.

During LaCroix's tenure with Pacers Sports and Entertainment, which began in 1991 as a sales representative, the organization saw dramatic increases in sponsorship, ticket sales and other major corporate partnerships.

LaCroix earned his bachelor's degree at the University of Iowa and his master's at Western Illinois University. Steve and wife, Sue, who holds her bachelor's degree in nursing from the University of Iowa, have two children, Katie and Alex. The LaCroix family resides in Minnetonka.



STEVE POPPEN

VICE PRESIDENT OF FINANCE

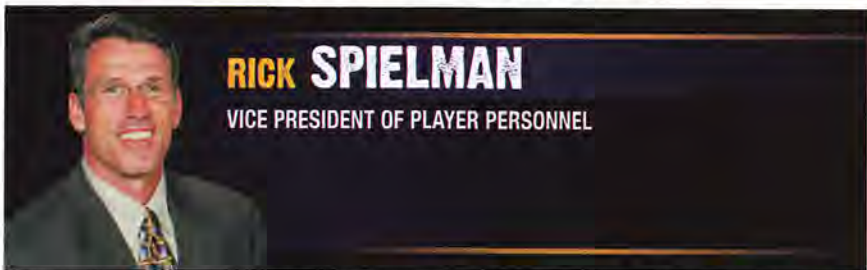
Steve Poppen begins his 10th season with the Vikings in 2008 as Vice President of Finance. He joined the Vikings as Director of Finance in 1999 and was promoted prior to the 2000 season to his current position. A native of Watertown, SD, Poppen spent eight years before joining the Vikings as a Certified Public Accountant in the business assurance group of PricewaterhouseCoopers LLP in Kansas City.

Poppen is responsible for all financial aspects of the team including business planning, budgeting, day-to-day financial and administrative operations, human resources, information technology, facilities, new stadium project financing and is the team liaison with the Metropolitan Sports Facilities Commission. In 2006, Poppen participated in the NFL-Stanford Program for Managers at the Stanford Graduate School of Business, a program developed by the NFL to promote growth of leaders within the League. Poppen helped engineer the dramatic renovations to Winter Park during the 2006 off-season that featured a total remake of the locker room and equipment facilities

and upgrade of the athletic training areas.

Poppen received his bachelor's degree in accounting from Evangel University in Springfield, MO, in 1991. An active member of his community, Poppen serves on the board of Minnesota Teen Challenge and recently completed a 3-year term as the treasurer and working on the executive committee. Teen Challenge is a drug and alcohol rehabilitation program for Minnesota adults and teens. Poppen serves on the board of the Minneapolis Downtown Council, an organization promoting business development in downtown Minneapolis, and holds a position with the Minnesota State Fair Foundation board of directors. The State Fair Foundation was created to preserve and improve the historic Minnesota State Fair buildings and grounds and support State Fair educational, scientific and agricultural programs.

Poppen and his wife, Christy, who holds a bachelor's degree in elementary education from Evangel, have four children, Natalie, Andrew, Nathan and Avery. The Poppen family resides in Chanhausen.



RICK SPIELMAN

VICE PRESIDENT OF PLAYER PERSONNEL

Entering his 3rd season with the Vikings, Rick Spielman has put his stamp on the franchise with one of the most aggressive off-seasons in team history and the most active in the NFL in 2008. The 2008 Vikings added the reigning NFL sack king when Jared Allen was acquired via trade with Kansas City. The addition of Allen put an exclamation point on an off-season free agency period highlighted by the addition of dynamic WR Bernard Berrian, starting S Madiou Williams and special teams standout Maurice Hicks.

Spielman begins his 18th season as an NFL executive with his fourth franchise in 2008. Spielman assumed the Vikings' Vice President of Player Personnel role on May 30, 2006, and will be responsible for overseeing the Vikings' pro and college scouting departments. The 2007 Vikings had 7 players earn Pro Bowl honors, the most Vikings in the game since 2000.

In his opening season with the club, Spielman and the Vikings enjoyed one of the best drafts in 2007, selecting the NFL's Rookie of the Year RB Adrian Peterson and got impact performances from the rest of the draft class that featured WR Sidney Rice, who was 2nd among NFL rookies with 4 TDs, CB Marcus McCauley, who started 9 games, DE Brian Robison, who was named to the All-Rookie team and WR Aundrae Allison, who set Vikings records for kickoff returns. The Vikings roster combines a strong mix of established veterans at the top of their games and emerging, talented rookies. The Vikings commitment to keeping talent in-house was continued in 2007 when Pro

Bowl DT Pat Williams' contract was extended prior to the start of the regular season. The team also secured record-setting P Chris Kluwe with an in-season extension, extended starting RG Anthony Herrera's contract and benefited from signing free-agent WR Bobby Wade after the initial flurry of 2007 free agency, watching him set career-highs and lead the team in receiving.

Spielman has climbed the ranks of NFL personnel departments with Detroit, Chicago and Miami, ascending to General Manager of the Dolphins for the 2004 season. He began his NFL career as a scout with Detroit in 1990 and worked with the club in college scouting for five seasons before adding pro scouting duties in 1995 and '96. He moved to Director of Pro Personnel for the Bears from 1997-99 before joining the Dolphins in 2000 as Vice President of Player Personnel. He was promoted in 2002 to Senior Vice President-Football Operations/Player Personnel and eventually General Manager in 2004. Spielman left the Dolphins during the 2005 off-season and worked with ESPN as an NFL analyst before joining the Vikings.

Spielman's tenure with all three franchises has been highlighted by drafting impact players throughout the seven rounds and making key trades and free agency acquisitions. Spielman's teams have won 3 divisional titles and advanced to the playoffs six times.

While with Miami for five seasons, the team had a winning record four times, won the AFC East in 2000 and went to the playoffs in 2000 and 2001 but missed the playoffs in

2002 and 2003 despite 9-7 and 10-6 records respectively. The team drafted its top WR, Chris Chambers, in 2001 and traded for RB Ricky Williams in 2002. Williams posted the top two single-season rushing marks in Miami history with 1,853 yards in 2002 and 1,372 in 2003. The Dolphins' 2005 draft class included 1st-round RB Ronnie Brown, who led the team in rushing with 907 yards and ranked 2nd among all NFL rookies. Joining the impressive rookie group was LB Channing Crowder (3rd round) and CB Travis Daniels (4th round), who both went on to start 14 games in 2005 and finished the season ranked 2nd and 5th on the team in tackles respectively.

During his three seasons with Chicago the team amassed some of the talent that has propelled the team to the top of the NFC North and found gems late in the draft. The team selected perennial Pro Bowl C Olin Kreutz in the 3rd round of the 1998 draft and followed with a 3rd-round find in 1999 by taking WR Marty Booker. The team uncovered 4th-rounders WR Marcus Robinson (1997) LB Rosevelt Colvin (1999) and LB Warrick Holdman (1999) along with CB Jerry Azumah in the 5th round (1999). The team traded a 7th-round pick in 1999 to arch rival Green Bay for KR Glyn Milburn, who went on to the Pro Bowl that season.

Spielman got his first taste of NFL personnel analysis as a college scout with Detroit from 1990-94 and added pro scouting responsibilities for his final two seasons (1995-96) in the Motor City. The Lions enjoyed one of the finest stretches in franchise history in the early 1990s, winning a pair of NFC Central titles in 1991 and 1993 and the team advanced to the playoffs in 1991, '93, '94 and '95. The trio of consecutive post-season berths was a first for the team. The 1991 team set a franchise record with a 12-4 regular

season mark, hosted and won a playoff game for the first time since 1957 and advanced to the NFC Championship Game against Washington, losing out on the chance to play in Super Bowl XXVI at the Metrodome. The Lions drafted well during Spielman's tenure, selecting the core talent for the team and several players who earned regular Pro Bowl accolades. The club drafted WR Herman Moore in the 1st round of the 1991 draft and he went on to four Pro Bowl berths while defensive linemen Robert Parcher and Luther Elliss were 1st-round picks in 1992 and 1995 respectively and each earned multiple trips to Hawaii. The 1995 draft class was especially deep, featuring Elliss, TE David Sloan (2nd round), LB Stephen Boyd (3rd round) and FB Cory Schlesinger (6th round). Elliss, Sloan and Boyd were Pro Bowlers while Schlesinger was a three-time Pro Bowl alternate. The team drafted Lions career scoring leader K Jason Hanson in 1992 (2nd round), who has earned a reputation as one of the top kickers of his era.

Following Spielman's playing career at Southern Illinois from 1983-86 he was invited to training camp with the San Diego Chargers (1987) and Lions (1988). As a collegiate player, Spielman was a 1st-Team All-Gateway Conference honoree as a junior and part of the 1983 NCAA Division I-AA national championship team as a redshirt freshman. His younger brother, Chris, was a Pro Bowl LB and a 2nd-round pick of the Lions in 1988. He played 11 NFL seasons with Detroit (1988-95) and Buffalo (1996-98).

Spielman has a bachelor's degree from Southern Illinois and a master's from Ohio State. He and his wife, Michele, have been active with children's charities. The couple has adopted six children, Juan, Lewis, Ronnie, J.D., Omie and Whitney.



KEVIN WARREN

VICE PRESIDENT OF OPERATIONS/LEGAL COUNSEL

Kevin Warren's extensive background in athletics and unique perspective in both law and business, has been instrumental to the Wilf family ownership group for the entire four seasons of their stewardship of the Minnesota Vikings.

Warren enters his 10th season in the NFL and his fourth with the Vikings in 2008. Warren is the Vikings' Vice President of Operations and Legal Counsel with primary responsibility for various day-to-day business operational issues, legal affairs, strategic planning and special projects, while also serving as the Vikings' primary liaison with the NFL. In 2007, Warren was appointed to the NFL's working group on emergency planning.

Prior to joining the Vikings, Warren worked as an attorney from 2003-2005, including working with the Wilf ownership group during their acquisition of the Vikings. Warren spent 2001-03 with the Detroit Lions as Senior Vice President of Business Operations and General Counsel. While working with the Lions, he was recognized by Crain's Detroit Business on their "40 Under 40" list as one of the top 40 Detroit business leaders under the age of 40. Prior to joining the Vikings' NFC North rivals in Detroit, Warren worked from 1997-2001 with the St. Louis Rams, including the Rams' Super Bowl XXXIV championship over the Tennessee Titans. During his tenure with St. Louis, Warren served as Vice President of Player Programs and Football Legal Counsel from 1997-2000 before serving as Vice President of Football Administration in 2001.

Warren's first exposure to sports law came when he worked with an Overland Park, Kansas law firm that spe-

cialized in representing universities charged with NCAA violations. Warren also worked as a sports and entertainment attorney/agent, representing various professional athletes and entertainers.

Warren's involvement in athletics helped pave the way for his future career. As a freshman on the University of Pennsylvania basketball team, Warren was part of the Quakers' Ivy League championship team in 1982. A native of Tempe, AZ, Warren enrolled at Grand Canyon University in Phoenix to complete his undergraduate degree. While at Grand Canyon, he excelled both in the classroom and on the basketball court. Warren scored over 1,100 points during his two seasons at Grand Canyon and earned GTE/CoSida Academic All-America honors as a senior and also received NAIA Academic All-America honors as both a junior and senior.

Warren earned his bachelor's degree in business administration from Grand Canyon University in 1986, his master's degree in business administration from Arizona State University in 1988, and his Juris Doctorate degree from the University of Notre Dame School of Law in 1990. Warren is a member of both the Kansas and Michigan Bar Associations.

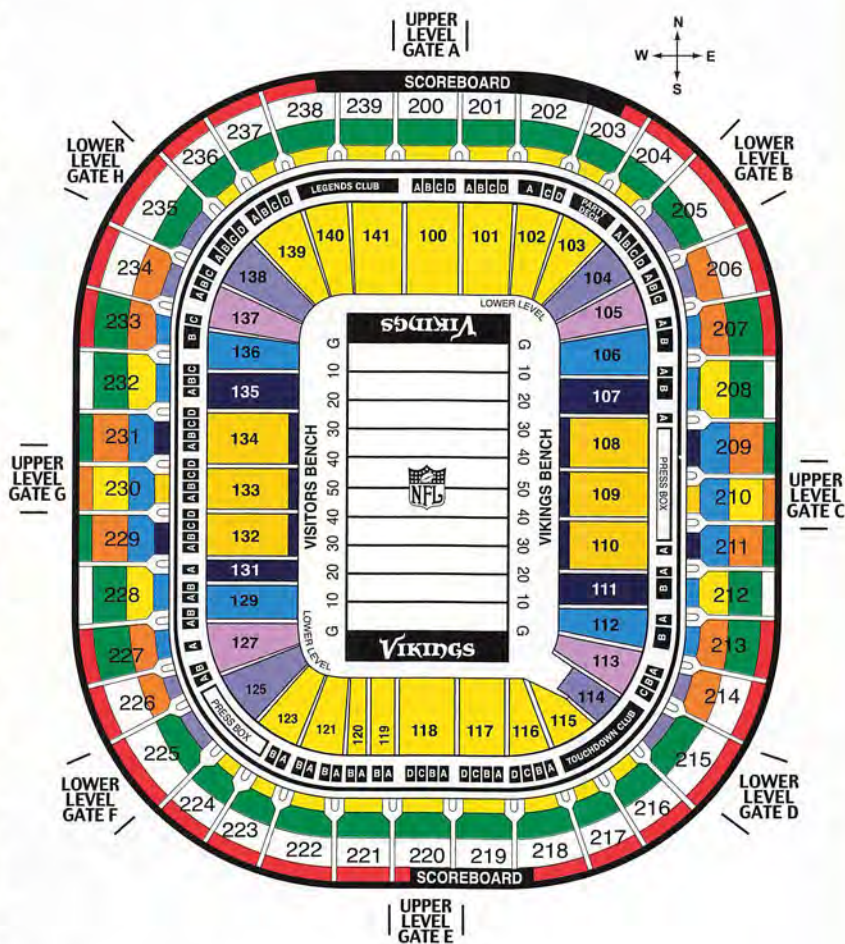
Several members of Warren's family have helped fuel his lifelong passion for sports, including his father, the late Dr. Morrison Warren, Sr., who played professional football for the Brooklyn Dodgers in 1948 during the era of the All-American Football Conference, before the league was merged with the NFL. The senior Warren would go on to be the first African-American President of a major college bowl

game when he was named President of the 1982 Fiesta Bowl. Warren's oldest brother, Morrison, Jr., was one of the first African-American scholarship athletes at Stanford, playing football for the Cardinal in the early 1960s, before a severe knee injury cut short his promising athletic career.

An active member of the Twin Cities community, Warren was named to the United Way Board of Directors in 2007, named to the Page Education Foundation Board of Directors in 2006, has taken an active role in Twin Cities Habitat for Humanity and was recognized by Twin Cities

Business Journal in 2006 as a Minority Business Leader. Warren also has been a member of the Fiesta Bowl Board of Directors since 2004. Warren and his wife, Greta, who holds a bachelor's degree from Kansas State University, have a daughter, Peri, and a son, Powers. The Warren family resides in Chanhassen, MN.

HUBERT H. HUMPHREY METRODOME



Season tickets are available by calling (612) 33-VIKES or logging on to Vikings.com.

ENTER THE FSN NORTH

GRIDIRON



VIKINGS WEEKLY

SUNDAYS 10:30AM



NORTH



COACHES



BRAD CHILDRESS HEAD COACH

COACHING EXPERIENCE: 31ST SEASON

NFL COACHING EXPERIENCE: 11TH SEASON

VIKINGS EXPERIENCE: 3RD SEASON

ALMA MATER: EASTERN ILLINOIS

Entering his 3rd season leading the Minnesota Vikings, Head Coach Brad Childress has a team built on his principles for winning football. The Vikings feature strong play along both lines, a dynamic running game and an opportunistic defense. A bevy of top-flight linemen have been important to developing the identity of the Vikings and are being complimented by emerging playmakers. The Vikings had 7 players in 2007 rewarded with Pro Bowl berths, the most since the 2000 season.

Since taking over the Vikings in 2006, Childress has placed a premium on playing smart football, minimizing mistakes and winning the line of scrimmage. With 4 Pro Bowlers along the offensive and defensive lines, a pair of proven 1,000-yard runners in the backfield and an aggressive defense with a nose for the ball, the Vikings enter 2008 with a strong nucleus of experienced talent. In the 3rd season under Childress' leadership the team has made steady improvement and are poised to build on a solid foundation. The offseason addition of 2007 NFL sack leader and All-Pro DE Jared Allen via trade with Kansas City and free agent starters WR Bernard Berrian and S Madiou Williams fill positions with veteran playmakers.

The 2008 season marks Childress' 31st in coaching and his 11th on an NFL sideline. During his previous 30 seasons at the collegiate and professional ranks Childress has been a part of teams with .500 or better records 18 times and has a combined record of 219-174-8 including playoffs and bowl action.

Record Book Redux

The 2007 Vikings set new team records in several categories across the board- offense, defense and special teams. The team continued to build on the solid foundation established since Brad Childress took over in 2006. The sound fundamentals of rushing defense, a strong running game and game-breaking special teams gave some of the best performances in team history.

VIKINGS SINGLE-SEASON RUSHING

20072,634 yards
20022,507 yards

VIKINGS SINGLE-SEASON RUSHING DEFENSE

2006985 yards
19691,089 yards
19941,090 yards
20071,135 yards

VIKINGS INTERCEPTION RETURN TDs

20076
19926

VIKINGS SINGLE-SEASON KICKOFF RETURN AVG.

200724.8
197024.0

VIKINGS 50+ YARD PLAYS IN A SEASON

200719 (6 KOR, 6 pass, 5 rush, 2 INT)
199819 (9 pass, 4 rush, 2 FR, 2 INT, 1 PR, 1 KOR)

WINNING UP FRONT

The Vikings have evolved under Childress as a team that controls the line of scrimmage with a physical style. The 2007 Vikings became the 1st team in franchise history to rank #1 in the NFL in rushing offense and rushing defense. The duos of Steve Hutchinson and Matt Birk on offense joined by Kevin Williams and Pat Williams on defense have all made back-to-back Pro Bowl trips in 2006 and 2007. The Vikings offense in 2007 set franchise records by rushing for 2,634 yards (164.6 per game) with rookie phenom Adrian Peterson leading with way with an NFC-best 1,341 yards.

Defensively, the Williams tandem shut down the run better than anyone in the NFL. The Vikings posted the #1 rush defense in the NFL in 2006 and 2007. Over the past 2 seasons, the Vikings have stifled opponents by allowing 67.9 yards per game, 2.9 yards per carry and 0.5 rushing TDs per game over those 32 contests. Behind the rugged DTs, the Vikings have an emerging trio of LBs who have a knack for the big play and ball-hawking DBs. The 2007 Vikings tied a franchise record by scoring 6 TDs on interception returns and 2 more on fumble returns. The Vikings' 13 defensive TDs (9 INTs, 4 FRs) since 2006 lead the NFL and are 5 more than the runner-up Packers' 8. Pro Bowl S Darren Sharper has snared 53 career interceptions to rank among the all-time NFL leaders.

Peterson is joined in the backfield by RB Chester Taylor, who ran for 1,216 yards for the Vikings in 2006, and newly-acquired free agent FB Thomas Tapeh from Philadelphia. Peterson and Taylor set a Vikings record for rushing yards by a tandem with 2,185 yards. In 2007, QB Tarvaris Jackson posted an 8-4 record as a starter in his 1st season with the full-time job and rallied the team on a 5-game win streak in November and December to put the team in playoff contention.

IDENTIFYING AND DEVELOPING TALENT

The Vikings have made the most of their drafts in the past 2 seasons. The Vikings have drafted 11 players in rounds 1-5 during the 2006 and 2007 drafts and have had 10 of those players crack the starting lineup. The lone player not to start, WR Aundrae Allison, set Vikings records with a 28.7 average on kickoff returns in 2007 and notched the longest play in team history with a 104-yard kickoff return TD vs. Detroit. The 2007 draft class landed both Peterson and 5th-round DE Brian Robison on the All-Rookie team.

Acquiring players through free agency and the organizational commitment to improving the talent level allowed Hutchinson to join the team in 2006 in a free agent group that included Taylor, LB Ben Leber and K Ryan Longwell.

The Vikings coaching staff has a talent for developing players and taking advantage of their skills. The team has 5 assistant coaches on staff who have played in the NFL and overall have a staff with a wealth of experience on the sideline.

PROVEN SUCCESS WITH PHILADELPHIA

Childress joined the Vikings following a seven-year stint with the Philadelphia Eagles, including the final four seasons as offensive coordinator. During his tenure in Philadelphia, the Eagles represented the NFC in Super Bowl XXXIX, amassed a 70-42 (.625) record in the regular season, won four straight NFC East titles from 2001-04 and advanced to the playoffs from 2000-04. During



The 2007 Vikings were represented by 7 players in the Pro Bowl, 3 of those players joined the team during Head Coach Brad Childress' tenure- G Steve Hutchinson, FB Tony Richardson and RB Adrian Peterson. The 7 honorees were the most for the Vikings since the 2000 season.

Childress' time as offensive coordinator (2002-05), the Eagles were 43-21 in the regular season, the most wins in the NFC over that span. Since joining the Eagles in 1999, Childress' teams had a 13-1 mark against NFC North teams including playoff wins over Chicago, Green Bay and Minnesota.

The Eagles offense under Childress was able to excel while adjusting to personnel transition and injuries. The team ranked in the NFL's top 10 in total offense twice in those four seasons and assembled numerous individual achievements. In the four seasons Childress guided the offense, the team amassed 5,000+ yards each season, averaging 333.8 yards per game in that span. The Eagles offense from 2000-05 featured 7 players who have earned 14 berths in the Pro Bowl, highlighted by signal caller Donovan McNabb who has been honored with 5 berths in the all-star game. Joining McNabb in Hawaii over the span were TE Chad Lewis (3 times), T Tra Thomas (2), G Jermaine Mayberry (1), T Jon Runyan (1), WR Terrell Owens (1) and RB Brian Westbrook (1).

Childress worked with McNabb since his rookie season in 1999 when he signed on as the Eagles QB coach. McNabb has emerged as one of the top QBs in the NFL during the past seven seasons and established an NFL record in 2004 as the 1st QB to throw for 30+ TDs and less than 10 interceptions. The Eagles offense set franchise records in several areas in the 2004 run to Super Bowl XXXIX, including team passer rating (96.4), completion

percentage (61.4%) and gross passing yardage (4,208). In 2000 McNabb was runner-up in the Associated Press MVP voting.

The Eagles improvement during Childress' tenure was remarkable as the team went 5-11 in the Andy Reid staff's first season in 1999. A year later the 2000 Eagles won the first playoff game in eight seasons for the franchise. The 2001 team that won the NFC East was the first division title for the Eagles since 1988 and the 2004 team that won 13 regular season games en route to the NFC title set the franchise record for wins.

COLLEGIATE PROGRAM BUILDING

Before joining Reid's Eagles staff in January 1999, Childress tutored the University of Wisconsin as offensive coordinator, quarterbacks and running backs coach from 1991-98. During his tenure in Madison the Badgers played in five bowl games, highlighted by Rose Bowl wins over UCLA in 1994 and 1998. The 1993 squad set a school record and ranked 4th in Big Ten history by averaging 455.2 yards per game. Childress guided Badgers RB Ron Dayne through his junior season and helped him become the first collegiate player to rush for over 7,000 career yards and go on to win the Heisman Trophy. While tutoring the UW offense, Childress guided some of the top performers in school history. Ron Dayne (1st-7,125 yards), Brent Moss (4th-3,428 yards) and Terrell Fletcher (5th-3,414) all rank among the career rushing leaders while QB Darrell Bevell left as the top passer in school history (7,686 yards) and Mike Samuel ranks 4th (4,989 yards). Three of the top five receivers in UW annals were under Childress' instruction as Chris Chambers (3rd-2,004 yards), Tony Simmons (4th-1,991 yards) and Lee DeRamus (5th-1,974 yards) all made their mark on the Big Ten during their careers.

The Badgers climbed out of the cellar of the Big Ten prior to Childress arriving on campus. The 1990 club struggled through a 1-10 season before Childress came aboard in 1991 and helped the team to a 59-32-4 mark over the next eight seasons and a 4-1 mark in bowl games. The 1993 team tied for the Big Ten title at 10-1-1 and went to the Rose Bowl, the first conference championship and Rose Bowl appearance since 1963. The 1998 squad, Childress' last with the Badgers, topped UCLA 38-31 in the Rose Bowl. Along with Dayne, Childress oversaw UW standouts Brent Moss as he won the 1993 Big Ten MVP and conference Offensive Player of the Year. Dayne took home the 1996 Big Ten Rookie of the Year hardware.

Prior to joining the Wisconsin staff, Childress was wide receivers coach at Utah in 1990 and offensive coordinator at Northern Arizona from 1986-89. The coaching staff at NAU included future NFL head coaches Andy Reid, Bill Callahan and Marty Mornhinweg. Reid, Childress and Mornhinweg were later reunited with the Eagles.

Childress' first taste of NFL coaching came as quarterbacks/quality control coach of the 1985 Indianapolis Colts. His coaching career began at Illinois from 1978-84 where

Running Hard

In the past 2 seasons the Vikings commitment to a top-notch running attack has been highlighted by individual performances, team records and the ability to have different RBs showcase their skills behind one of the NFL's best offensive lines. The 2006 and 2007 teams set a team mark by having different RBs go for 1,000+ yards in consecutive seasons.

VIKINGS SINGLE-SEASON RUSHING

RB, SEASON	YARDS
Robert Smith, 2000	1,521
Adrian Peterson, 2007	1,341
Michael Bennett, 2002	1,296
Robert Smith, 1997	1,266
Chester Taylor, 2006	1,216

TOP RUSHING AVERAGES IN NFL HISTORY

TEAM	AVG.
Cleveland Browns, 1963	5.74
San Francisco 49ers, 1954	5.65
San Diego Chargers, 1963	5.56
Detroit Lions, 1997	5.51
Atlanta Falcons, 2006	5.47
Minnesota Vikings, 2007	5.33

he began as a graduate assistant before coaching the Illini RBs and WRs.

Childress and wife, Dru-Ann, have four children- Cara, Kyle, Andrew and Christopher. Born 6/27/56 and raised in Aurora, IL, Childress attended Marmion Academy. Childress briefly played QB and WR at Illinois before graduating from Eastern Illinois with a bachelor's degree in psychology. In 2008 Childress was recognized by his alma mater with the Marmion Centurion Award, the highest honor bestowed on Marmion alumni for exceptional achievement in their chosen field.

Childress' Background

Coach:

1978-84University of Illinois
1985Indianapolis Colts
1986-89Northern Arizona University
1990University of Utah
1991-98University of Wisconsin
1999-05Philadelphia Eagles
2006-Minnesota Vikings

CHILDRESS YEAR-BY-YEAR

NFL PLAYOFFS

	W	L	T	W	L
1978 University of Illinois	1	8	2		
1979 University of Illinois	2	8	1		
1980 University of Illinois	3	7	1		
1981 University of Illinois	7	4	0		
1982 University of Illinois	7	5	0		
1983 University of Illinois	10	2			
1984 University of Illinois	7	4			
1985 Indianapolis Colts	5	11			
1986 Northern Arizona University	7	4			
1987 Northern Arizona University	7	4			
1988 Northern Arizona University	6	5			
1989 Northern Arizona University	3	8			
1990 University of Utah	4	7			
1991 University of Wisconsin	5	6			
1992 University of Wisconsin	5	6			
1993 University of Wisconsin	10	1	1		
1994 University of Wisconsin	8	3	1		
1995 University of Wisconsin	4	5	2		
1996 University of Wisconsin	8	5			
1997 University of Wisconsin	8	5			
1998 University of Wisconsin	11	1			
1999 Philadelphia Eagles	5	11			
2000 Philadelphia Eagles	11	5		1	1
2001 Philadelphia Eagles	11	5		2	1
2002 Philadelphia Eagles	12	4		1	1
2003 Philadelphia Eagles	12	4		1	1
2004 Philadelphia Eagles	13	3		2	1
2005 Philadelphia Eagles	6	10			
2006 Minnesota Vikings	6	10			
2007 Minnesota Vikings	8	8			

Liberty Bowl

Big Ten Champions, Rose Bowl

Big Ten Co-Champions, Rose Bowl Champions

Hall of Fame Bowl Champions

Copper Bowl Champions

Outback Bowl

Big Ten Co-Champions, Rose Bowl Champions


1 1 NFC Divisional Playoffs

2 1 NFC East Champions, NFC Runner-Up

1 1 NFC East Champions, NFC Runner-Up

1 1 NFC East Champions, NFC Runner-Up

2 1 NFC East Champs, NFC Champs, Super Bowl XXXIX



Head Coach Brad Childress takes the Vikings role in the community to heart, starting new initiatives since moving to Minnesota including a program to invite special guests to the Saturday practice at Winter Park. Guests in 2007 included Minnesota National Guard Iraq war veteran Sgt. John Kriesel and his family.

CLIMBING THE COACHING LADDER



1999-2005
Philadelphia Eagles

Reuniting with Reid in Philly, Childress is instrumental in developing 1st-round QB Donovan McNabb. The Eagles become the dominant team in the NFC, making the play-offs 5 times from 2000-05, winning 4 straight NFC East titles from 2001-04 and representing the NFC in Super Bowl XXXIX. McNabb is selected to 5 Pro Bowls with Childress and the team averages over 333 yards per game in his 4 years as Offensive Coordinator. From 2002-05 no NFC team wins more games than Philadelphia's 43.



1990
University of Utah

Joining Ron McBride's staff at Utah, Childress coaches the Utes' WRs where he works with Bryan Rowley, who leaves as the all-time leading WR in school history.



1986-89
Northern Arizona University



Returning to the collegiate ranks, Childress serves as offensive coordinator for the 1st time in his career and the results are immediate for NAU. The Lumberjacks finish #4 in the country in 1986 and TE Shawn Collins becomes the first 1st-round draft pick in school history. The NAU coaching staff includes future NFL head coaches Andy Reid, Bill Callahan and Marty Mornhinweg during the span.



2006-
Minnesota Vikings



Brad Childress is named the 7th Head Coach in Vikings history on January 6, 2006. Childress emphasizes a stout defense and bruising running game in his debut season and places a premium on top-flight play along the offensive and defensive lines. In his first 2 seasons, the Vikings have 7 players earn 11 Pro Bowl honors.



1991-1998
University of Wisconsin



Back in the Big Ten after a 6-year absence, Childress coaches RBs and QBs before taking over offensive coordinator duties for Barry Alvarez. The team climbs to the top of the conference in a short time, plays in 5 bowl games in his final 6 seasons, including Rose Bowl wins after the '93 and '98 seasons. The '93 team is led by QB Darrell Bevell and the '98 team by future Heisman Trophy winner Ron Dayne.



1985
Indianapolis Colts

In his NFL debut, Childress works on the offensive staff under another disciple of the West Coast offense- Colts head coach Rod Dowhower. The Colts' offensive output jumps by 11 TDs over the previous season, interceptions decline and penalties and turnovers both dropped.



1978-84
University of Illinois

Childress gets his start in coaching at the University of Illinois working as a graduate assistant in 1978 and working his way up to a full-time job coaching RBs and WRs. The Illini improve from 1 win in 1978 to the Big Ten title and a Rose Bowl berth in 1983. Childress works under Mike White and helps re-write the UI record book with a dominating passing attack. Childress is part of history, coaching against Bear Bryant in his final game in the 1982 Liberty Bowl in Memphis when the Illini face Alabama.



DARRELL BEVELL OFFENSIVE COORDINATOR

COACHING EXPERIENCE: 13TH SEASON

NFL COACHING EXPERIENCE: 9TH SEASON

VIKINGS EXPERIENCE: 3RD SEASON

ALMA MATER: WISCONSIN

Darrell Bevell has been key to the Vikings offensive improvement from 2006 to 2007 and the squad stands poised in 2008 to continue building on the foundation that has established the Vikings as the NFL's dominant rushing team.

The 2007 Vikings featured a dynamic backfield that set a team record with 2,634 rushing yards and set a team record with a 5.33 yard-per-carry average. The Vikings scored 22 rushing TDs, an improvement of 10 over the 2006 club, and tied a team record with 8 games on the season featuring a 100-yard rushing performance.

Rookie sensation Adrian Peterson joined veteran Chester Taylor to give the Vikings an unrivaled 1-2 punch in the backfield and the tandem combined for a team-record 2,185 yards. Peterson burst onto the NFL scene in 2007 and left his name etched throughout the NFL's and the Vikings' record books. Peterson ran away with the 2007 Associated Press Offensive Rookie of the Year and became only the 4th Vikings player and 2nd Vikings RB to win the award. In his 5th NFL game Peterson broke the Vikings single-game rushing record with 224 yards rushing at Chicago and 3 games later he set a new NFL record with 296 yards on the ground against San Diego. Peterson ended the season with 1,341 yards to finish 2nd in the NFL rushing race and post the 2nd-best single-season rushing mark in Vikings history. Peterson and Taylor became the 1st Vikings RB duo to rush for consecutive 1,000-yard seasons in Vikings history.

Peterson was the only offensive rookie in 2007 to earn Pro Bowl honors and was joined on the NFC squad by FB Tony Richardson, C Matt Birk and G Steve Hutchinson, who both repeated their trips from 2006. The trip was Birk's 6th of his career. Hutchinson made his 5th consecutive appearance in the game and Richardson earned a trip to Hawaii for the 3rd time in his career.

The Vikings development of QB Tarvaris Jackson continued in 2007 as the 2nd-year pro went 8-4 in his 12 starts, guiding the Vikings to all 8 of their wins on the season. As a team the Vikings reduced turnovers dramatically, throwing only 14 interceptions, tied for the 2nd-fewest in a 16-game season in Vikings history. Jackson battled injuries early in the season but started all 5 games in the club's 5-game win streak in November and December.

The 2006 Vikings were led on the ground by free agent acquisition RB Taylor, who set a franchise record with 303 rushing attempts and the 4th-highest total in team history with 1,216 rushing yards. The offense went through transition throughout the season with 4 different starting groups in the offensive line and only 3 players starting all 16 games across the front. Of the 3 players who did start every game, 2 of them earned Pro Bowl berths- Birk Hutchinson.

The Vikings produced a 100-yard rusher in 5 games during the 2006 season with Taylor notching 4 and Artose Pinner broke the century mark once. The 5 games breaking the 100-yard plateau in 2006 was equal to the amount of 100-yard rushing performances in the previous 2 seasons combined for the Vikings. Minnesota was 5-0 in games with a 100-yard rusher.

When Brad Childress began building his Minnesota Vikings coaching staff he had certain qualities in mind for the men who would lead the team into the future. Childress wanted coaches who were good teachers, hard workers

Backs to the Front

The Vikings are fortunate to have an offensive attack that features a pair of RBs capable of carrying the load. Between Chester Taylor and Adrian Peterson, the team has been able to establish the top ground game in the NFL and shatter records along the way.

VIKINGS BEST TEAM RUSHING YARDAGE GAMES	YARDS
vs. San Diego, 11/4/07	378
vs. Baltimore, 9/13/64	313
at Chicago, 10/14/07	311

VIKINGS RUSHING TDs IN A SEASON	TDs
2002	26
2007	22
1988	22

2007 NFL TEAM RUSHING YARDS	YARDS
Minnesota Vikings	2,634 (164.6/game)
Jacksonville Jaguars	2,391 (149.4/game)
Pittsburgh Steelers	2,168 (135.5/game)

and dedicated to the task. Childress had seen all of those qualities years earlier in a gritty QB who led his 1993 Wisconsin Badger squad to the school's 1st Big Ten title and Rose Bowl in 31 years. Over a decade later, the coach and QB were reunited with the Vikings.

Bevell spent 6 seasons working with NFC North rivals Green Bay, spending the last 3 seasons as the Packers' QBs coach. During his tenure with Green Bay the team went 57-39 in regular-season play and won 3 straight North titles from 2002-04, the first 3 titles in the newly-realigned division. The Packers advanced to the playoffs 4 straight seasons from 2001-04. From 2003-05 Green Bay legend Brett Favre led the NFL with 1,026 completions, ranked 2nd with 82 TD passes and ranked 4th in the NFL over that span with 11,330 yards. From 2002-04 the Packers had a 41-game streak with a TD pass, all thrown by Favre, the 2nd-longest such streak in NFL history trailing 49 games held by Johnny Unitas' Colts from 1956-60.

In 2005, Green Bay led the NFL in completions (383) and attempts (626) and set a new team record in both categories. Favre extended his NFL record for QBs by starting his 221st consecutive game in the 2005 finale. Despite the Packers offense being decimated by injury, Favre still completed 61.3% of his passes on the season, his 5th straight season over 60%.

The 2004 Packers set a team record with 4,449 net passing yards, breaking an 11-year old franchise record en route to ranking 3rd in the NFL in total offense. After setting a team record for rushing yards the season before, the Packers became the 1st NFL team since the 1988-89 San Francisco 49ers to set team marks in rushing and passing in back-to-back seasons. The Packers offense also set a new team record by allowing only 14 sacks on the season with Favre being caught a mere 12 times. The Packers signal-caller threw for 4,088 yards, his 4th career 4,000-yard season and 1st since 1999. His 61.4% completion rate was

ted for the 2nd-best in his career.

Bevell stepped into the Packers' QB coaching role in 2003 with solid results. Favre set a career-high with a 65.4% completion rate, led the NFL with 32 TD passes and earned his 8th career berth in the Pro Bowl. The Packers offense was balanced as the team set a new franchise record with 2,558 net yards rushing. Bevell's debut in the NFL came in 2000 as an offensive assistant with the team. Along with Favre, Bevell worked with future NFC Champion QB Matt Hasselbeck before his trade from Green Bay to Seattle.

In his 12th season on a collegiate or professional sideline, Bevell got his first taste of coaching at Westmar University in Lemars, IA in 1996 where he worked as passing game coordinator and QBs coach. He moved on to Iowa State in 1997 as a graduate assistant and then the University of Connecticut for 2 seasons in 1998 and '99 as WRs coach. The '98 UConn Huskies posted the most successful season in school history with a 10-3 record, a school-record 461 points, the Atlantic-10 Conference North Division title and advanced to the Division I-AA playoff quarterfinals.

As a collegiate player Bevell studied under Childress as the duo helped turn the dormant University of Wisconsin program into a national power. A 4-year starter for the Badgers, Bevell helped guide the team to a 10-1-1 mark as a sophomore in 1993. The squad claimed a share of the Big Ten championship for the 1st time since 1962 and won the Rose Bowl over UCLA. Between his sophomore and junior seasons, Bevell helped UW go 18-4-2. He left Madison as the school's all-time leading passer with 19

team records and a pair of Big Ten marks. His 67.8% completion mark set in 1993 still stands as the conference record while he was a 61.4% passer for his career.

A native of Yuma, AZ, Bevell was a standout at Chaparral High in Scottsdale where he played under his father, James. After redshirting in 1989 as a freshman at Northern Arizona, where Childress was on the coaching staff, Bevell went on a 2-year Mormon mission in Cleveland in 1990-91. It was at Northern Arizona where Bevell first studied under Childress when he was a member of the Lumberjacks staff.

Bevell and his wife, Tammy, have 3 daughters- Kylie, Morgan and Hailey.

Bevell's Background

Player:

1989Northern Arizona University (QB)
1992-95University of Wisconsin (QB)

Coach:

1996Westmar University
1997Iowa State University
1998-99University of Connecticut
2000-05Green Bay Packers
2006-Minnesota Vikings



PAUL FERRARO SPECIAL TEAMS COORDINATOR

COACHING EXPERIENCE: 27TH SEASON

NFL COACHING EXPERIENCE: 4TH SEASON

VIKINGS EXPERIENCE: 3RD SEASON

ALMA MATER: SPRINGFIELD

The 2008 season marks Paul Ferraro's 3rd season as the Vikings Special Teams Coordinator, his 4th season of NFL coaching and his 27th season coaching overall. The 2007 Vikings special teams were some of the most successful in team history and the core of the units return for the 2008 season. The 2007 special teams set team

records for kickoff return average, the longest kickoff return in team history, the most punts landed inside the 20, the most 50+ yard punts and the team converted a pair of inside kicks. The Vikings special teams coverage units were led by LB Heath Farwell, who led the team in special teams tackles for the 2nd straight season and was voted by his teammates as the Special Teams MVP and was recognized as a Pro Bowl alternate. Farwell set a Vikings record with 7 special teams tackles in a win at NY Giants (11/25/07).

The Vikings kickoff return unit was keyed by the development of a pair of rookies and set a team record with an average return of 24.8 yards. Rookie 5th-round pick Aundrea Allison set a Vikings record with a 28.7 average on kickoff returns, posted the longest play in Vikings history when he returned a kickoff 104 yards vs. Detroit (12/2/07) and led the NFC in kickoff return average. Allison came to the Vikings and was developed as a return man despite not being a factor in the return game during his collegiate career. The Vikings return game allowed 3 different players (Allison-3, Adrian Peterson-2 and Troy Williamson-1) to post 6 kickoff returns of 50+ yards.

Punter Chris Kluge set team records with 34 punts landed inside the 20 and 29 punts of 50+ yards on the season. Kicker Ryan Longwell booted a game-winning 55-yard FG at Chicago (10/14/07), the 2nd-longest FG in Vikings history. Longwell converted a pair of inside kicks that were recovered by Farwell, including the 1st-ever by the Vikings in the 1st quarter of a game vs. Philadelphia (10/28/07). Longwell has converted 3 inside kicks in his 7 attempts in 2 seasons with the Vikings. In his 2 seasons as a Viking and working with Ferraro, Longwell has not missed a FG

Special Teams Time

The Vikings special teams have excelled in the past 2 seasons under Paul Ferraro. The team has set new team records and had some top individual performances from core standouts like Ryan Longwell, Chris Kluge, Heath Farwell and Aundrea Allison.

LONGWELL'S GAME-WINNING KICKS 2006-07

GAME; TIME	FG; SCORE
@ Washington, 9/11/0631 yds; 19-16
vs. Carolina, 9/17/0619 yds; 16-13
at Chicago, 10/14/0755 yds; 34-31

VIKINGS PUNTS INSIDE THE 20

PLAYER, SEASON	PUNT IN20
Chris Kluge, 200729
Chris Kluge, 200622
Mitch Berger, 200022

VIKINGS SPECIAL TEAMS TACKLES IN A GAME

PLAYER, GAME	TACKLES
Heath Farwell, @ NY Giants, 11/25/077
Wymon Henderson, vs. Detroit, 11/6/886

inside 45 yards.

In his 1st season with the Vikings in 2006 Ferraro generated 4 takeaways with his special team units, had punt returner Mewelde Moore tie a franchise record with his 2nd career punt return TD and Longwell make all 21 of his FG attempts under 46 yards. The Vikings successfully executed a fake FG for a TD when Longwell hit TE Richard Owens with a 16-yard TD pass, becoming the 1st Vikings kicker to throw a TD pass in team history. Kluwe matched a team record by landing 28 punts inside the 20 for the season. Moore ranked 4th in the NFC for the 2006 season with a 10.1 average. Moore returned a punt for a TD for the 2nd time in his career with a 71-yarder vs. New England (10/30) on Monday Night Football.

In 2005 the #5-seeded Panthers notched a pair of upset road wins en route to the NFC Championship game, topping the NY Giants and #2-seeded Chicago Bears on their home fields. During the playoff run the Panthers special teams were stellar as Pro Bowl WR Steve Smith returned a punt for a TD in the Championship game and the punt coverage team held opponents to a 2.2-yard return average. John Kasay was 6-of-6 in FGs and P Jason Baker landed 7 of his 16 punts inside the 20. During the regular season Baker led the NFC and ranked 3rd in the NFL in net punting average at 38.9 and landed a career-best 20 punts inside the 20 in his debut season with the Panthers. Kasay's 121 points were the 3rd-most in his career and his 26 FGs made was tied for the 3rd-best in his 14 NFL seasons. Smith, coming back from a season-ending injury in 2004, was fearless on punt returns and ranked 3rd in the NFC with a 10.6-yard average. Both the kickoff and punt coverage units were solid, raking 5th in the NFL in punt return average allowed at 6.5 yards and 11th in the NFL with a 21.3 kickoff return average allowed.

Ferraro's stint with Carolina was the 1st for him in the NFL after 23 seasons at the collegiate level. Previous to coming to the Panthers he was defensive coordinator at Rutgers from 2001-04. The 2004 Scarlet Knights led the Big East in sacks, takeaways and 3rd-down defense.

Ferraro spent the 1999 and 2000 seasons coaching defensive backs with Georgia Tech, coaching a pair of DBs to All-Atlantic Coast Conference 2nd-team honors as Travares Tillman was recognized in 1999 and Jeremy Muyres in 2000. Tillman went on to be a 2nd-round draft choice in 2000 by the Buffalo Bills. The Yellow Jackets went to the Gator Bowl in 1999 to face Miami and the Peach Bowl in 2000 playing LSU. Ferraro served on the

staff of future Vikings defensive coordinator George O'Leary at Tech.

His coaching travels have taken Ferraro from his beginnings at Massachusetts as a graduate assistant in 1982 to stops at Syracuse (1983), Villanova (1984-86) and Dartmouth (1987). In 1988 Ferraro was named assistant head coach/assistant athletic director at Catholic University before moving to Maine in 1989 where he helped the Black Bears win the Yankee Conference title and advance to the NCAA Division I-AA playoffs. Following a stint at Ohio University as LBs coach in 1990 he became defensive coordinator at Bowling Green in 1991.

During his tenure at BGSU, the team climbed to the top of the Mid-America Conference where the team went undefeated in league play in 1991 and '92 en route to winning the Raisin Bowl over Fresno State and the Las Vegas Bowl over Nevada respectively. The Falcon defense under Ferraro was stingy, allowing only 16.3 points per game in from 1991-94 and posted 3 shutouts in 1994. During his tenure, 12 BGSU players earned 1st-Team All-MAC honors and LB Vince Palko was named the MAC Defensive Player of the Year in 1993 and '94. Ferraro spent 8 seasons at the school (1991-98) before advancing to Georgia Tech.

As a collegian, Ferraro played SS at Springfield College, earning All-New England honors as a senior. A native of Ridgewood, NJ, Ferraro (4/30/59) earned his bachelor's degree in 1982 a master's from Syracuse in 1986. Ferraro was teammates at Springfield with NY Giants defensive coordinator Steve Spagnuolo.

Ferraro's Background

Player:	
1978-81 Springfield College (DB)
Coach:	
1982 University of Massachusetts
1983 Syracuse University
1984-86 Villanova University
1987 Dartmouth College
1988 Catholic University
1989 University of Maine
1990 Ohio University
1991-98 Bowling Green University
1999-00 Georgia Tech University
2001-04 Rutgers University
2005 Carolina Panthers
2006- Minnesota Vikings

A PART OF THE MINNESOTA LANDSCAPE SINCE 1961

The following excerpt explains the early stages of the Vikings franchise as chronicled in the Minnesota Vikings 1961 Press, Radio, TV Guide.

Club History

Twin Cities football enthusiasts began their quest for professional football some 12 years ago, and it was on January 28, 1960, that their efforts were culminated with the announcement - from Miami, Florida, where the National Football League owners were in session - that Minnesota was being granted a franchise for 1961.

At the same meeting, Dallas was accepted to start play in 1960.

The franchise was granted just ten days after E. William Boyer, president of the Minneapolis Chamber of Commerce, had made an official presentation to the league, on behalf of statewide Minnesota interests.

Besides Boyer in the founding group were: Max Winter, promoter and restaurateur; H.P. Skoglund, president of North American Life and Casualty Company; Ole Haugsrud, Duluth businessman, and the Northwest Publications, Inc., publishers of the St. Paul Dispatch and Pioneer Press, through its president, Bernard H. Ridder, Jr.

They decided to start with an original outlay of one million dollars, of which the Minneapolis sources would put up \$600,000; St. Paul \$300,000 and Duluth, representing the rest of the state, \$100,000.

Upon acquiring a franchise, the group hired Joe Thomas, former scout with the Los Angeles Rams, to scout the country in preparation for the 1961 draft meeting, and went on a nationwide search to find a general manager. This ended with the selection of Bert E. Rose, who was at the time the public relations director for the Rams.





LESLIE FRAZIER

ASST. HEAD COACH/DEFENSIVE COORD.

COACHING EXPERIENCE: 21ST SEASON

NFL EXPERIENCE: 16TH SEASON (10 COACHING/6 PLAYING)

VIKINGS EXPERIENCE: 2ND SEASON

ALMA MATER: ALCORN STATE

Entering his 2nd season with the Minnesota Vikings, Leslie Frazier was named Assistant Head Coach/Defensive Coordinator for the 2008 campaign. His role will expand to include additional administrative tasks along with leading the Vikings defense.

Combining a proven track record of winning as a player and a coach, Frazier joined the Vikings in 2007, mere days after winning Super Bowl XLI with the Indianapolis Colts. The Super Bowl title was the 2nd for Frazier, his 1st coming as a starting CB with the 1985 Chicago Bears in Super Bowl XX. Frazier enters his 10th season as an NFL coach in 2008 and has another 11 years of collegiate coaching experience. In his 9 seasons as an NFL coach, Frazier has suffered a losing season only once- his 1st season with Philadelphia in 1999.

In his debut season with the Vikings the team maintained its dominance against the run, posting the #1 rush defense in the NFL and allowed a mere 3.1 yards per carry. The anchors of the Vikings defense- DTs Kevin Williams and Pat Williams were joined by S Darren Sharper as Pro Bowl honorees in 2007, the most defensive Vikings to earn trips to Hawaii since 1992.

Frazier's defense was opportunistic, scoring on 6 interception returns to tie a Vikings record and added a pair of TDs on fumble recoveries. The Vikings' 6 scores by interception return ranks tied for 5th-most in a season in NFL history. The team scored on 3 interceptions in a key road game against the NY Giants to set a team record against the eventual Super Bowl XLII champions. The Vikings tied for 3rd in the NFL in 2007 by allowing only 7 rushing TDs and were 5th in the NFC in total offensive points allowed, an average of 17.8 points per game.

The Vikings defense responded to new faces and new positions with impressive performances in 2007. The team was led in tackles by MLB E.J. Henderson's career-high 155 tackles in his 1st season playing MLB since 2004. Henderson added a career-best 4.5 sacks and led the team with a career-best 14 tackles for loss while earning Pro Bowl alternate honors and garnered All-Pro votes. The Vikings LBs entered 2007 with only SLB Ben Leber playing his same position from the previous year. One of the most impressive individual performances came from 2nd-year WLB Chad Greenway, who missed his 2006 rookie season

with a knee injury but came back in 2007 to rank 2nd on the team with 130 tackles, led the NFL with 4 fumble recoveries and had a pair of interceptions, including scoring his 1st career TD.

The 2007 Vikings rush defense was the envy of the NFL, allowing 74.1 yards per game on the ground. The Vikings allowed 1 opponent back to break the 100-yard mark and held some of the NFL's best runners in check, including limiting 2007 NFL rushing king LaDainian Tomlinson to 40 yards. The Vikings limited Chiefs star Larry Johnson to 42 yards and Eagles 1,300-yard man Brian Westbrook to 46 yards.

Frazier came to Minnesota after coaching DBs with Indianapolis and serving as Special Assistant to Head Coach Tony Dungy for 2 seasons. The 2006 Colts defense clamped down on opponents throughout the playoff run that brought the franchise its 1st Super Bowl title since 1970. The team notched 7 interceptions, 8 sacks and took away 6 fumbles. The Indy defense allowed only 2 second-half TDs in the 4 post-season games and held the Bears out of the end zone for the final 3 quarters of Super Bowl XLI en route to the win.

In his 1st season with Indianapolis in 2005, Frazier helped S Bob Sanders earn a berth in the Pro Bowl in his 1st season as a full-time starter and became the 1st Colts DB to play in the game since 1971. The Colts ranked 11th in the NFL in total defense for the season after ranking 29th overall in 2004 and improved in yards allowed per game from 370.6 per game to 307.1.

Prior to his tenure with Indianapolis, Frazier served as defensive coordinator with Cincinnati in 2003 and '04 where he helped the Bengals go .500 in consecutive seasons for the 1st time in 12 seasons. Frazier's NFL coaching debut came from 1999-2002 with Philadelphia where he worked with the Eagles DBs while Vikings' Head Coach Brad Childress worked on the offensive side of the ball. While with the Eagles, Frazier helped CB Troy Vincent earn 4 Pro Bowl berths. S Brian Dawkins went to the game 3 times and Bobby Taylor appear in the all-star game once. The trio all earned Pro Bowl recognition in 2002. Frazier was part of an impressive program-building project in Philadelphia that saw the team improve from a 5-11 record in 1999 to 11-5 in 2000, 11-5 in 2001 and 12-4 in 2002. The team won advanced to the playoffs in each of the final 3 seasons Frazier was with the Eagles, including winning the NFC East in 2001 and '02 and advancing to the NFC Championship game in both seasons.

Frazier had spent 11 seasons coaching at the collegiate level before returning to the NFL. In 1997 and '98 he worked with the DBs at Illinois on Ron Turner's staff, who Frazier would face 10 seasons later in the Super Bowl. The staff was part of an impressive rebuilding project with the Illini, going 0-11 in 1997 before winning a bowl game in 1999.

Building programs was not unusual for Frazier before going to Illinois and the Eagles. He started the Trinity College football program from the ground up as the school started a football team with Frazier as head coach in 1988. Frazier turned the team into a winner, claiming Northern Illinois Intercollegiate Conference titles twice. The school, now known as Trinity International University, named the football field in Frazier's honor in 1997 in honor of his impact on the campus.

Turnovers to TDs

The Vikings defense showed the flair for the big play in 2007 and tied a team record for most defensive TDs in a season and most interception-return TDs in a season. The opportunistic Vikings also continued to establish their dominance against opposing runners, ranking #1 in the NFL in rushing defense for the 2nd straight year.

NFL DEFENSIVE TOUCHDOWNS 2006-07	TDs
TEAM	
Minnesota Vikings	13 (9 INTs, 4 FRs)
Green Bay	8 (5 INTs, 3 FRs)

VIKINGS INT-RETURN TDs IN A SEASON	TDs
SEASON	
2007	6
1992	6

As a player, Frazier was part of the legendary Chicago Bears defense that keyed the Super Bowl XX win over New England. He was a starter at CB on the 1985 Super Bowl team and played for the Bears from 1981-86. He led Chicago in interceptions in 1983, '84 and '85 but his career was cut short by a severe knee injury suffered in the Super Bowl. During his career he had 20 interceptions in 65 games and returned a pair for TDs. Frazier was an All-America DB and standout baseball player at Alcorn State University. In 2007, Frazier was inducted into the SWAC Hall of Fame.

Frazier (4/3/59) was born in Columbus, MS and attended Columbus High School. He and wife Gale have 3 children- Kieron, Chantel and Corey. He holds a degree in

business administration and was active in Fellowship of Christian Athletes throughout his playing career.

Frazier's Background

Player:

1977-80 Alcorn State (DB)

1981-86 Chicago Bears (CB)

Coach:

1988-96 Trinity International University

1997-98 University of Illinois

1999-02 Philadelphia Eagles

2003-04 Cincinnati Bengals

2005-06 Indianapolis Colts

2007- Minnesota Vikings



ERIC BIENIEMY RUNNING BACKS

COACHING EXPERIENCE: 8TH SEASON

NFL EXPERIENCE: 12TH SEASON (3 COACHING/9 PLAYING)

VIKINGS EXPERIENCE: 3RD SEASON

ALMA MATER: COLORADO

Eric Bieniemy enters his 3rd season with the Vikings in 2008 as running backs coach after spending 5 successful seasons coaching the same position in the collegiate ranks. Bieniemy played 9 seasons in the NFL as a RB with 3 teams before he began his coaching career.

The 2007 Vikings featured the top-ranked rushing offense in the NFL and set a team record with 2,634 rushing yards as a team. Minnesota also set a team record with a 5.33 yard per carry average, scored 22 rushing TDs, and tied a team record with 8 games on the season featuring a 100-yard rushing performance.

The Vikings posted the top 2 team rushing performances in the league in '07 with a team-record 378 yards on the ground vs. San Diego and 311 yards at Chicago.

Rookie Adrian Peterson joined veteran Chester Taylor as the tandem combined for a team-record 2,185 yards. Peterson made an immediate impact and set numerous NFL and team records in his first season in the league. He became only the 4th Vikings player and the 2nd Vikings RB to win the Associated Press Offensive Rookie of the Year and earned a starting nod in the Pro Bowl. In his 5th NFL game Peterson broke the Vikings single-game rushing record with 224 yards rushing at Chicago and 3 games later he set a new NFL record with 296 yards on the ground against San Diego. Peterson ended the season with 1,341 yards to finish 2nd in the NFL rushing race and post the 2nd-best single-season rushing mark in Vikings history. Peterson and Taylor became the 1st Vikings RB duo to rush for consecutive 1,000-yard seasons in Vikings history. FB Tony Richardson helped pave the way for Peterson and Taylor's record-setting season on his way to being the 1st Vikings FB to earn Pro Bowl honors since Bill Brown in 1968.

In 2006, Bieniemy helped guide free agent pickup Taylor to the 4th-best single-season rushing mark by a Viking with 1,216 yards and recorded the longest play from scrimmage in team history with a 95-yard TD gallop at Seattle. The Vikings RBs posted 5 games over the century mark on the season with Taylor accounting for 4 and Pinner adding another. Taylor became a full-time starter for the 1st time in his career with the Vikings and responded to the workload with a battering style. Bieniemy prepared Artose Pinner for his lone start of the season in place of Taylor and he responded against his old Lions teammates with a career-high 125 yards and tied a Vikings record with 3 rushing TDs in the game. Bieniemy honed Jeff Dugan to step into the starting job at FB after veteran Tony Richardson was sidelined by injury. Dugan had not started

a game at FB in his career before being called upon for the final 7 games of 2006.

Bieniemy spent the past 3 seasons (2003-05) as RBs coach at UCLA and was also the Bruins' recruiting coordinator in 2005. In 2005, the Bruins finished with a 10-2 record, a #16 ranking in The Associated Press poll, and also earned a 50-38 Sun Bowl victory over Northwestern. Bieniemy tutored RB Maurice Drew for 3 seasons, who was drafted in the 2nd round of the 2006 NFL Draft by the Jacksonville Jaguars. In 2005, Drew rushed for 914 yards and 13 TDs and was selected to virtually every All-America 1st-Team as an all-purpose player/kick returner. In 2004, Drew became just the 10th Bruin to rush for 1,000 yards in a season (1,007) and set a single-game school record with 322 yards and 5 TDs at Washington. As a freshman in 2003, Drew earned 3rd-team Freshman All-America honors as a KR/RB after rushing for almost 600 yards and returning 2 kickoffs for TDs. Bieniemy also coached Chris Markey to 561 yards rushing in 2005, and in 2004, Manuel White had his most productive season as a Bruin, rushing for over 750 yards and catching 20 passes. White went on to be drafted in the 4th round of the 2005 NFL Draft by the Washington Redskins.

Prior to joining the UCLA staff, Bieniemy began his collegiate coaching career by working 2 seasons (2001-02) at his alma mater, Colorado, as RBs coach. In 2002, the Buffaloes ranked 9th in team rushing in the NCAA with 232.8 yards per game on the ground. Chris Brown ranked 3rd in the nation with a 153.4 yards per game average, and the Colorado TBs and FBs combined for over 3,000 yards rushing to lead the nation. Bieniemy made an immediate impact at Colorado in his first season in 2001 as the Buffs ranked 8th in the nation in rushing, averaging 228.5 yards per game. The TBs and FBs combined for 2,620 yards, the most yards out of all the RB positions in college football in 2001. Bieniemy had returned to Colorado in order to complete his degree in sociology. He also served as an assistant at Thomas Jefferson High in Denver in the fall of 2000 before his return to Colorado.

Bieniemy played 9 seasons in the NFL (1991-99) and was a 2nd-round pick of the San Diego Chargers in the 1991 NFL Draft. He played 4 seasons in San Diego (1991-94) and was a member of the Chargers' 1994 AFC Championship team that played San Francisco in Super Bowl XXIX. Bieniemy went on to play 4 seasons with Cincinnati (1995-98) and one season with the Philadelphia Eagles in 1999. Vikings' head coach Brad Childers was in his first season with the Eagles as QB coach in '99.

Bieniemy's name continues to be prominent throughout Colorado's record books as he remains the school's all-time leader in rushing yards (3,940), all-purpose yards (4,351), touchdowns (42), and scoring (254 points). He was the nation's 2nd-leading rusher in 1990 with 1,628 yards, along with 17 TDs, and he finished 3rd that year in the Heisman Trophy balloting behind BYU's Ty Detmer (the winner) and Notre Dame's Raghbi Ismail. Bieniemy earned unanimous All-America honors in 1990 and was a two-time All-Big Eight selection in 1988 and 1990, earning the conference's offensive player of the year award in '90. He was part of Colorado's national championship team in 1991 that defeated Notre Dame in the Orange Bowl. As a junior, he was named to CU's prestigious 25-member "All-Century Football Team," the only active member selected to the team honoring the first 100 years of Buffalo football.

Bieniemy was born in New Orleans, LA (8/15/69) and earned 2nd-team All-America honors from USA Today at Bishop Amat High School in LaPuente, CA as a senior

when he rushed for 2,002 yards and 30 TDs.

Bieniemy and wife, Mia, have sons, Eric III and Elijah.

Bieniemy's Background

Player:

1987-90	University of Colorado (RB)
1991-94	San Diego Chargers (RB)
1995-98	Cincinnati Bengals (RB)
1999	Philadelphia Eagles (RB)

Coach:

2000	Jefferson (CO) High
2001-02	University of Colorado
2003-05	University of California-Los Angeles
2006-	Minnesota Vikings



KARL DUNBAR DEFENSIVE LINE

COACHING EXPERIENCE: 13TH SEASON
NFL EXPERIENCE: 9TH SEASON (4 COACHING/5 PLAYING)
VIKINGS EXPERIENCE: 3RD SEASON
ALMA MATER: LOUISIANA STATE

Karl Dunbar enters his third season with the Vikings in 2008 after having a dramatic impact in each of his first two years. During his 2006 Vikings' debut, Dunbar tightened the team's defensive line into one of the best against the run in NFL history and followed it up last season with a second consecutive #1 ranking in terms of rushing defense.

In 2007, the Vikings held opponents to 1,185 yards on the ground, or an average of 74.1 yards per game, marking the 2nd straight year and the 4th time in team history the team finished with the best rushing defense in the league. The Vikings' tough interior was anchored by DTs Kevin Williams and Pat Williams, who both earned Pro Bowl honors for the 2nd consecutive season. Kevin Williams notched his 4th career interception, setting a team record for the most career INTs by a defensive lineman. On the edge, DEs Ray Edwards and Kenechi Udeze tied for the team lead with 5.0 sacks, while 2007 4th-round draft choice DE Brian Robison finished right behind them

with 4.5 sacks and earned All-Rookie team honors.

The outstanding 2007 performance came on the heels of a record-setting 2006 season, as Dunbar helped the team rank #1 in the NFL in rushing defense for only the third time in team history. That season, the Vikings defense allowed just 985 rushing yards, or 61.6 yards per game. That total set a team record and ranked 2nd in the NFL since the 1970 merger behind only the Baltimore Ravens' 970 yards allowed in 2000. Minnesota posted the two best marks in franchise history for rushing yards allowed in a game with -3 at Detroit (12/10) and 7 at Miami (11/19), breaking the record of 12 yards allowed vs. San Francisco on 12/14/69. The Williams tandem earned Pro Bowl honors, which was the first time since 1970 (DTs Gary Larsen and Alan Page) that the team sent a pair of defensive tackles to the all-star game. The Vikings 2006 front set the table for the team to rank #8 in the NFL in total defense, the first time in the top 10 since 1994.

For Dunbar, 2008 will be his 11th season on a collegiate or professional sideline. His current stint in the NFL is his second after he worked as a defensive line coach for the Chicago Bears in 2004. Dunbar has the experience gained in five seasons as an NFL defensive lineman along with his coaching credentials. An 8th-round draft choice by the Pittsburgh Steelers' and legendary head coach Chuck Noll in 1990, Dunbar went on to play with New Orleans (1992-93) and Arizona (1994-95). He also spent a season each with Orlando and Rhein in the World League.

As the assistant head coach/defensive line in 2005 for his alma mater, LSU, Dunbar was reunited with head coach Les Miles, whom he worked under at Oklahoma State in 2002-03. The Tigers won the SEC West in 2005 and upset Miami in the Peach Bowl to end the season. Dunbar's linemen, highlighted by DTs Kyle Williams and Claude Wroten, were among the most decorated in the SEC that year. Williams and Wroten were each honored as 1st-team All-SEC choices by Associated Press, while Williams added 2nd-team All-America recognition from AP. Wroten was also selected to the 1st-team All-SEC by league coaches while Williams was a 2nd-team All-SEC pick. Closing out the honors was freshman DE Tyson Jackson, who was an SEC All-Freshmen Team honoree. Dunbar's linemen paved the way for the Tigers defense to

Opportunistic on Defense

The Vikings defensive line has been a key part of the defense being ranked #1 in the NFL against the run in 2006 and 2007. The Vikings linemen have also showed a flair for the big play and have been led by DT Kevin Williams, whose nose for the ball has him among the Vikings career leaders in interceptions and TDs.

VIKINGS CAREER INTs BY DEFENSIVE LINEMEN

PLAYER	INTs
Kevin Williams (2003-07)	4
Chris Doleman (1987-93, '99)	3

VIKINGS CAREER DEFENSIVE TDs

PLAYER	TDs
Kevin Williams, DT	4
Orlando Thomas, S	4
Dewayne Washington, CB	4
Joey Browner, S	4
Bobby Bryant, CB	4
Paul Krause, S	4
Ed Sharockman, CB	4

rank #5 in the nation in total defense at 276.8 yards per game and 7th in the country in rushing defense at 94.8 yards per game. The defense also allowed only 15.2 points per game, which ranked 8th in the nation, and led the SEC with 39 team sacks.

The 2005 season was Dunbar's second tour of duty at LSU, as he had previously worked with the Tigers' strength and conditioning program in 2000-01. He returned to the Tigers in 2000 under head coach Nick Saban and helped kick-start the team to an 8-4 finish and a win in the Peach Bowl. The following season the squad went 10-3, won the SEC title for the first time since 1986 when Dunbar was a freshman defensive lineman, and won the Sugar Bowl. In seven seasons as a player and coach with LSU, Dunbar helped amass a 60-24-1 record, win a pair of SEC titles and play in six bowl games.

During Dunbar's first stint in the NFL with the Bears in 2004, he helped tutor a young and talented line that included rookie 1st-round pick Tommie Harris and 2nd-rounder Tank Johnson. Harris opened all 16 games, the first Bears DT to accomplish the feat since 1975. Dunbar helped build the foundation of the Bears' attack that ranked #2 in the NFL in total defense in 2005 and saw Harris earn a Pro Bowl berth.

Dunbar's connection to the Vikings defensive line dates back to 2002-03, when he took over as line coach at Oklahoma State. At that time he tutored Vikings' All-Pro DT Kevin Williams during his senior season and helped him become the first OSU defensive lineman to be a 1st-round draft pick (9th in 2003) since Leslie O'Neal (8th in 1986) 17 years earlier. Another of Dunbar's pupils, DE Antonio Smith, was selected in the 5th round of the 2004 draft. During Dunbar's OSU tenure, the Cowboys began a dra-

matic program revival, finishing 8-5 and 9-4 respectively in 2002 and 2003. The squad played in the Houston and Cotton Bowls, marking the first back-to-back bowl games by OSU since 1987-88.

A standout player at LSU, Dunbar was a starter for his final three seasons and earned 2nd-Team All-SEC acclaim as a senior in 1989. Dunbar was part of Tiger teams that won or shared a pair of SEC titles in 1986 and 1988, posted a 31-15-1 record and played in the Sugar, Gator and Hall of Fame bowls. As a senior in 1989, Dunbar was LSU's co-captain with QB Tommy Hodson. He was also a linemate at LSU with former Vikings' Pro Bowler Henry Thomas.

Dunbar (5/18/67) graduated from LSU with a bachelor's degree in criminal justice. He and wife, Pamela, have three children - Karmichael MacKenzie II, Mickel Angelle and Nickolette Alyse.

Dunbar's Background

Player:

1986-89	Louisiana State University (DL)
1990	Pittsburgh Steelers (DL)
1992-93	New Orleans Saints (DL)
1994-95	Arizona Cardinals (DL)

Coach:

1996	Opelousas (LA) High
1997	Beau Chene (LA) High
1998-99	Nicholls State University
2000-01	Louisiana State University
2002-03	Oklahoma State University
2004	Chicago Bears
2005	Louisiana State University
2006-	Minnesota Vikings



JIM HUEBER ASSISTANT OFFENSIVE LINE

COACHING EXPERIENCE: 35TH SEASON

NFL EXPERIENCE: 3RD SEASON

VIKINGS EXPERIENCE: 3RD SEASON

ALMA MATER: SOUTH DAKOTA

Jim Hueber will look to help the Vikings offense build on their record-setting season on the ground as he enters his 3rd season with the team and his 35th in coaching in 2008.

The 2007 Vikings featured the top-ranked rushing offense in the NFL and set a team record with 2,634 rushing yards as a team. Minnesota also set a team record with a 5.33 yard per carry average, scored 22 rushing TDs, and tied a team record with 8 games on the season featuring a 100-yard rushing performance. The Vikings posted the top two team rushing performances in the NFL in '07 with a team-record 378 yards on the ground vs. San Diego and 311 yards at Chicago.

Up front, C Matt Birk and G Steve Hutchinson earned Pro Bowl honors for their performances in 2007 for the 2nd consecutive year, which was the 1st time since 1999-2000 that the Vikings had two offensive linemen earn the honor in back-to-back years. Rookie Adrian Peterson joined veteran Chester Taylor as the tandem combined for a team-record 2,185 yards. In his 5th NFL game Peterson broke the Vikings single-game rushing record with 224 yards rushing at Chicago and 3 games later he set a new NFL record with 296 yards on the ground against San Diego. Peterson ended the season with 1,341 yards to finish 2nd in the NFL rushing race and post the 2nd-best single-season rushing mark in Vikings history. Peterson and Taylor became the 1st Vikings RB duo to rush for consecutive 1,000-yard seasons in Vikings history.

Hueber made his NFL debut in 2006 after 33 seasons in the collegiate game. His proven talent for improving the

running game showed as Taylor took advantage of his first full-time starting role in the NFL to run for 1,216 yards, the 4th-highest single-season total in NFL history. The 2006 Vikings posted 5 games with a 100-yard rusher, which matched the total of the 2004 and 2005 Vikings teams combined.

Hueber is familiar with the Twin Cities after spending 1984-91 on the Golden Gophers' coaching staff. In his current role he is reunited with Head Coach Brad Childress, whom he coached with at Wisconsin. Hueber will work closely with a former pupil in Vikings Offensive Coordinator Darrell Bevell, who as a Badger QB, helped Wisconsin rise to national power.

Hueber spent the 1995-2005 seasons coaching the Wisconsin linemen after beginning his tenure in Madison, working with the RBs from 1992-94. Hueber moved to tutoring the linemen in 1995 and his group paved the way for 1999 Heisman Trophy winner Ron Dayne to leave with the all-time college football rushing title with 6,397 yards.

Hueber played a major part in rebuilding the Badger program. Wisconsin played in 11 bowl games in his 14 seasons in Madison. The 1993 Badgers went 10-1-1 to claim a share of the Big Ten title and a berth in the Rose Bowl for the 1st time since 1962. The 1993 win over UCLA was the 1st Rose Bowl title for the Badgers in school history and started a remarkable streak of success as the Badgers won or tied for the Big Ten crown 3 times from 1993-99. During Hueber's tenure, UW posted a 112-57-4 record, including an 8-3 bowl mark.

Prior to moving across the border to Wisconsin, Hueber guided the Golden Gophers offensive line for 8 seasons from 1984-91. Starting at Minnesota on the staff of legendary head coach Lou Holtz. During his tenure with the Gophers, Hueber's linemen paved the way for all-time leading rusher and 1st-round draft pick Darrell Thompson to run for 4,654 yards.

Hueber and his wife, Nancy, are parents to Jeffrey, Jonathan, Joseph and Kristine.

Hueber's Background

Player:

1967-68 University of South Dakota (C)

Coach:

1974 University of Cincinnati

1975-78 Dodge City CC

1979-80 Wichita State University

1981-82 Temple University

1983 Memphis State University

1984-91 University of Minnesota

1992-2005 University of Wisconsin

2006 Minnesota Vikings



JIMMIE JOHNSON TIGHT ENDS

COACHING EXPERIENCE: 8TH SEASON

NFL EXPERIENCE: 13TH SEASON (3 COACHING/10 PLAYING)

VIKINGS EXPERIENCE: 3RD SEASON

ALMA MATER: HOWARD

Entering his 3rd season with the Vikings' coaching staff in 2008, Jimmie Johnson brings a blend of expertise as an NFL player and a coach that has proved to be a valuable asset during his opening 2 years with the team. As a player, Johnson was committed to the art of blocking, helping pave the way for 1,000-yard rushers in 8 of his 10 seasons. Now as a coach, he continues to stress the importance of the skill to his current TE's unit, which in 2008 will include 10-year veteran Jim Kleinsasser and 2nd-year Viking Visanthe Shiancoe.

Last season, Kleinsasser and Shiancoe played a critical role in the Vikings' #1-ranked rushing attack. Averaging 164.6 rushing yards per game, the team gained 2,634 yards on 494 carries. The running back duo of 1st-round draft choice Adrian Peterson and Chester Taylor combined for 2,185 of those yards, the most in team history by a tandem. Peterson, who finished 1st in the NFC and second in the NFL with 1,341 rushing yards, set the NFL record for the most rushing yards in a single game when he gained 296 vs. San Diego (11/4), a game in which the Vikings set a new team record with 378 yards on the ground.

Not only did Kleinsasser and Shiancoe assist in the Vikings rushing attack, but the duo also contributed in the passing game. In Shiancoe's 1st season with the Vikings, he finished with career highs in every category as he hauled in 27 receptions for 323 yards and 1 TD. He caught the longest pass by a Vikings' TE in team history, a 79-yarder on a reverse by WR Sidney Rice. Kleinsasser, who was recognized for his unselfish blocking with a spot on the USA Today's All-Joe Team, added four catches for 43 yards and a TD. He now ranks fifth in Vikings' annals for career catches by a TD with 158 while blocking for four of the top five single-season rushing totals in team history.

In 2006, Johnson's TE corps helped newly-acquired Taylor run for 1,214 yards in his first shot as a full-time starter. Taylor's total ranked as the 4th-highest single-season mark in Vikings' history. Jermaine Wiggins tied for second on the team with 46 receptions while Kleinsasser added 7 catches for 47 yards.

During his 10 NFL seasons as a tight end, Johnson spent time with Washington, Detroit, Kansas City and Philadelphia. Originally selected in the 12th round of the 1989 NFL Draft by the Washington Redskins, he was a long-shot rookie who not only made the final squad, but also went on to play in all 16 games that year. While with the Redskins, Johnson played under the legendary Joe Gibbs and was part of teams that went 34-14 in regular season action and 4-1 in the playoffs. He was a member of the 1991 Redskins team that reached the pinnacle of the NFL, winning Super Bowl XXVI over Buffalo in the stadium

he now calls home – the Metrodome. His best season statistically was 1990, when he caught 15 passes for 218 yards and a pair of TDs. That year he averaged 14.5 yards per catch, which trailed only Gary Clark's team-leading 14.8 average, and caught his first NFL touchdown on a 4-yard pass from Stan Humphries in a 41-38 overtime win at Detroit (11/4/90). In 1991, Johnson caught 3 passes in the opening 6 games, including 2 for TDs from Mark Rypien in the 1st and 2nd games of the year vs. Detroit (9/1/91) and at Dallas (10/6/91) on Monday Night Football. A neck injury suffered at Chicago (10/6/91), however, placed Johnson on injured reserve for the rest of the Redskins championship season.

Following his three seasons with Washington, Johnson joined the Lions in 1992 as a Plan B free agent and went on to start 10 of the 22 games he played from 1992-93 under head coach Wayne Fontes. After his release by Detroit in November 1993, Johnson joined Kansas City and head coach Marty Schottenheimer for the 1994 season. That year the Chiefs played against the Vikings in the preseason game held in Tokyo and went on to ride Hall of Famers Joe Montana and Marcus Allen to a 9-7 record and a berth in the playoffs. Johnson played in 7 games and started 1 that season.

In 1995, Johnson moved on to Philadelphia where he enjoyed his most productive seasons as part of the two-tight end power running game employed by the Eagles. Johnson blocked for Ricky Watters as he earned Pro Bowl berths in 1995 and '96 while breaking the 1,000-yard mark each season from 1995-97. In 1996, Watters set the Eagles team record for attempts with 353, the 2nd-most yards in team history with 1,411, and the 2nd-most rushing TDs with 13. The Eagles took NFC east runner-up honors in 1995 and '96 while advancing to the playoffs both seasons under Ray Rhodes. During that time, Johnson started 18 of the 51 games he played and had a career best 18.1-yard receiving average in 1996, when he caught 7 passes for 127 yards. His final NFL touchdown came from QB Bobby Hoying vs. Cincinnati (11/30/97).

As a player, Johnson was durable, seeing action in all 16 games in six of his 10 seasons. He finished his career with 61 catches for 723 yards and five touchdowns while playing in five postseason games. He also blocked for 1,000 yards rushers in eight of his 10 NFL seasons, helping Earnest Byner break the 1,000-yard mark and earn Pro Bowl honors in 1990 and 1991. Barry Sanders repeated the feats in Detroit in 1992 and '93, and in Philadelphia, Johnson helped Watters get over the 1,000-yard plateau in 1995, '96 and '97. Johnson finished his career clearing the way for Deuce Staley in 1998, who gained 1,000+ yards in

only his second NFL season.

After his playing days were over, Johnson entered coaching, beginning his career as the running backs coach at South Carolina State in 2001, where he helped the Bulldogs finish 6-5. He then held the offensive coordinator position at Shaw University in 2002 before becoming offensive coordinator/QBs coach at Texas Southern in 2004 and 2005. Johnson had an immediate impact in both positions. In 2005 at TSU, Johnson helped develop sophomore RB Brent Wilson into a 1st-Team All-SWAC performer with 1,032 rushing yards, 10 rushing touchdowns and one receiving TD. Wilson became the first TSU player to break the 1,000-yard mark since 1998 and was the lone sophomore on offense to earn 1st-Team honors after making a dramatic improvement over his freshman season when he finished with 16 rushing yards. At Shaw, Johnson helped resurrect the Bears football program that had been discontinued since 1978. The team went 7-3 in both 2002 and 2003 and rejoined the Central Intercollegiate Athletic Conference in '03.

Johnson attended Howard University, where he earned his bachelor's degree in consumer studies. As a senior he was an All-Mid-Eastern Athletic Conference choice after hauling in 31 receptions for 546 yards and 9 TDs. For his

college career, Johnson finished with 16 TDs and 1,229 receiving yards on 73 catches.

A native of Augusta, GA, Johnson (10/6/66) attended T.W. Josey High School. He and his family reside in Shakopee.

Johnson's Background

Player:

1985-88Howard University (TE)
1989-91Washington Redskins (TE)
1992-93Detroit Lions (TE)
1994Kansas City Chiefs (TE)
1995-98Philadelphia Eagles (TE)

Coach:

2001South Carolina State University
2002-03Shaw University
2004-05Texas Southern University
2006-Minnesota Vikings



DEREK MASON ASSISTANT DEFENSIVE BACKS

COACHING EXPERIENCE: 15TH SEASON
NFL EXPERIENCE: 2ND SEASON
VIKINGS EXPERIENCE: 2ND SEASON
ALMA MATER: NORTHERN ARIZONA

Coming off his debut season on an NFL sideline in 2007, Derek Mason will continue to assist with the Vikings defensive backs in 2008. Mason brings 14 seasons of coaching experience on both sides of the ball and was exposed to the NFL through the Minority Coaching Fellowship program in 1996 with the St. Louis Rams, 2000 with the NY Giants and 2006 with the Oakland Raiders. He joined the Vikings staff in 2007, working with defensive backs coach Joe Woods.

In 2007, Mason helped coach a defensive backfield that included Pro Bowl S Darren Sharper, who finished the season tied for the team lead with four INTs, along with S Dwight Smith and CB Antoine Winfield. The Vikings also saw 2nd-year CB Cedric Griffin start all 16 games and 2007 3rd-round draft choice Marcus McCauley start 9 of the 16 games he played. Against the NY Giants, the Vikings set a team record as they returned 3 INTs for TDs, including a 93-yard return by Smith that ranks as the fourth-longest INT return in Vikings' history. The Vikings defense finished the year with 15 INTs and now has 36 picks since the 2006 season opener, a total that ranks tied for 6th in the NFL during that span.

Despite currently coaching on the defensive side of the ball, Mason has spent much of his career working with wide receivers and special teams. He helped elevate numerous college players to new heights and improve throughout their careers. In his most recent position before joining Minnesota, Mason tutored the Ohio University wide receivers under head coach Frank Solich and helped the Bobcats improve from a 4-7 season in 2005 to a 9-5 mark in 2006, ending their season in the GMAC Bowl against

Southern Mississippi. The Bobcats won seven consecutive games in the middle of the 2006 season, highlighted by a 20-17 win at Big Ten opponent Illinois. The team advanced to the Mid-America Conference title game against Central Michigan and the Bobcats berth in the GMAC Bowl marked the third bowl appearance in school history and the first since the 1968 Tangerine Bowl.

Prior to joining the staff at Ohio, Mason spent 2004 coaching wide receivers at New Mexico State and helped the Aggies lead the conference in passing. In 2003, he was co-defensive coordinator/assistant head coach at Division I-AA St. Mary's College in California, where he helped DB Wes Boba earn All-America honors in the final season the Gaels fielded a football team. During the 2002 season, Mason mentored the receivers and assisted with special teams at Utah. The 2002 Utes finished with two of the top 10 wide receivers in the Mountain West Conference and led the league in kickoff returns. During Mason's season in Utah, the team also featured future #1 overall NFL Draft pick QB Alex Smith and WR draftee Paris Warren.

Mason made his first appearance on the defensive side of the ball in 2001 at Bucknell. His impact was immediate as the 2001 Bison defenders ranked #5 in I-AA total defense and led the Patriot League. For two seasons prior, Mason coached the Bison wide receivers, helping guide freshman WR Jim Moran to the best debut season in school history in 1999.

Mason spent his early coaching years in the West, coaching running backs at Idaho State from 1997-98 after coaching wide receivers from 1995-96 at Weber State. His coaching career began at Mesa CC in 1994.

As a player, Mason was a two-year starter and four-year letterman at Northern Arizona, where he was teammates for a season with Vikings offensive coordinator Darrell Bevell and played under Larry Kenner and Steve Axman. During Mason's playing days at NAU, the Lumberjacks' staff included future NFL head coaches Brad Childress, Marty Mornhinweg and Bill Callahan.

A native of Phoenix, Mason attended Camelback High School. He and his wife, Leighanne, have two daughters — Makenzie and Sydney.

Mason's Background

Player:

1988-91 Northern Arizona University (DB)

Coach:

1994 Mesa Community College
 1995-96 Weber State University
 1997-98 Idaho State University
 1999-2001 Bucknell University
 2002 University of Utah
 2003 St. Mary's (CA)
 2004 New Mexico State University
 2005-06 Ohio University
 2007 Minnesota Vikings



PAT MORRIS OFFENSIVE LINE

COACHING EXPERIENCE: 33RD SEASON

NFL EXPERIENCE: 12TH SEASON

VIKINGS EXPERIENCE: 3RD SEASON

ALMA MATER: SOUTHERN CALIFORNIA

Pat Morris will help the Vikings offense build on their record-setting season on the ground as he enters his 3rd season with the team in 2008. Morris will be entering his 12th season coaching in the NFL and coached at the college level for 21 seasons.

The 2007 Vikings featured the top-ranked rushing offense in the NFL and set a team record with 2,634 rushing yards as a team. The team set a franchise record with a 5.33 yard per carry average, scored 22 rushing TDs, and tied a team record with 8 games on the season featuring a 100-yard rushing performance. The Vikings posted the top 2 team rushing performances in the NFL in '07 with a team-record 378 yards on the ground vs. San Diego and 311 yards at Chicago.

In the past 11 seasons (1997-2007), Morris has coached lines that have cleared the way for the NFL's #1 rushing attack 3 times (1998, '99, '07) and ranked in the NFL's top 10 on 7 occasions.

Two of Morris' players, C Matt Birk and G Steve Hutchinson, earned Pro Bowl honors for their performances in 2007 for the 2nd consecutive season, which was the 1st time since 1999-2000 that the Vikings had 2 offensive linemen earn the honor in back-to-back years. Rookie Adrian Peterson joined veteran Chester Taylor as the tandem combined to rush for a team-record 2,185 yards. In his 5th NFL game Peterson broke the Vikings single-game rushing record with 224 yards on the ground at Chicago and 3 games later he set a new NFL record with 296 rushing on the ground against San Diego. Peterson ended the season with 1,341 yards to finish 2nd in the NFL rushing race and post the 2nd-best single-season rushing mark in Vikings history. Peterson and Taylor became the 1st Vikings RB duo to rush for consecutive 1,000-yard seasons in Vikings history.

In 2006 Taylor took advantage of his first full-time starting role in the NFL to run for 1,216 yards, the 4th-highest single-season total in team history. The Vikings posted 5 games with a 100-yard rusher on the season, which matched the 2004 and 2005 Vikings teams combined.

Morris spent 2004 and 2005 in the NFC North as the offensive line coach for the Detroit Lions on Steve Mariucci's staff.

Before joining the Lions, Morris spent 7 seasons with the San Francisco 49ers, 2 as TEs/assistant offensive line coach (1997-98) and 5 as OL coach (1999-2003), and 6 of those seasons (1997-02) were under Mariucci. During the 6 seasons under Mariucci, the 49ers made the playoffs 4

times with a pair of NFC West titles. During his time with the 49ers, the team totaled the 2nd-highest rushing total in the NFL, averaging 135.5 yards per game over the 7-year span. San Francisco's offensive line cleared the way for five 2,000-yard rushing seasons, with 2,544 in 1998 (franchise record), 2,095 in 1999, 2,244 in 2000, 2,244 in 2002, and 2,279 in 2003. Four offensive linemen played in the Pro Bowl during Morris' time working with the line, including G Kevin Gogan (1998), G Ray Brown (2002), C Jeremy Newberry (2002-03), and G Ron Stone (2003). The 49ers had 1,000-yard rushing backs in 6 of Morris' 7 seasons with the team, including Garrison Hearst's franchise-record 1,570 yards in 1998.

Morris also has familiarity with the state of Minnesota from his 4 seasons at the University of Minnesota (1979-82) as offensive line coach under Joe Salem. He spent a season at Northern Arizona (1978) before joining the Gophers' staff. Morris began his coaching career at Southern California as a graduate assistant from 1976-77. He graduated from USC following his playing days in 1976.

During his college playing and coaching career, Morris was associated with 5 Rose Bowl teams and 2 national championships. Morris was born in Cleveland, OH, and is married to wife, Kathy.

Morris' Background

Player:

1972-75 University of Southern California (OL)

Coach:

1976-77 University of Southern California
 1978 Northern Arizona University
 1979-82 University of Minnesota
 1983-86 University of Southern California
 1987-94 Michigan State University
 1995-96 Stanford University
 1997-03 San Francisco 49ers
 2004-05 Detroit Lions
 2006 Minnesota Vikings



BRIAN MURPHY ASSISTANT SPECIAL TEAMS

COACHING EXPERIENCE: 17TH SEASON

NFL EXPERIENCE: 3RD SEASON

VIKINGS EXPERIENCE: 3RD SEASON

ALMA MATER: LEHIGH

Brian Murphy enters his 3rd season with the Vikings in 2008, assisting special teams coordinator Paul Ferraro with a unit that broke several team records in 2007.

Murphy and Ferraro have the benefit of a nucleus that blends veterans like K Ryan Longwell, who currently ranks 26th in league history in scoring and 24th all-time with 270 FGs, with young, emerging stars like KR Aundrea Allison, who led the NFC and finished 3rd in the league in kickoff return average as a rookie last year and 2-time Vikings Special Teams MVP Heath Farwell—one of the top coverage men in the NFL.

In 2007, the Vikings ranked near the top in several NFL categories, including kickoff return average, kickoff coverage, and punts inside the 20. The team finished 4th in the league with an average of 24.8 yards per kickoff return as they returned 59 kicks for 1,461 yards. KR Aundrea Allison led the NFC and finished 3rd in the NFL in kickoff return average, returning 20 kickoffs for 574 yards (28.7 avg.), including a team record 104-yard return for a TD against Detroit that ranks as not only the longest kickoff return but also as the longest play in team history. Allison became the only player in team history to have 3 kickoff returns of 60+ yards in the same season.

The 2007 squad allowed opponents an average starting field position just beyond the 26-yard line (26.2), which ranked 6th in the league. LB Heath Farwell led the team with 32 special teams tackles and was named the special teams MVP for a 2nd straight season. He also recovered 2 onside kicks in '07, setting a team record for the most onside recoveries in a single season and tying a team record for the most in a career. Farwell has found his niche as a special teams standout since he came into the league as an undrafted rookie free agent in 2005, collecting 70 stops in only 39 games played.

Vikings P Chris Kluwe led opponents inside their own 20-yard line 34 times in 2007, which ranked 3rd in the NFL and set a Vikings' single-season record. In the season opener against Atlanta, Kluwe tied a team record as he pinned the Falcons inside the 20-yard line on each of his five punts. He also broke a single game team record at Detroit when he punted four times for 230 yards, a gross average of 57.5 yards per punt, and broke his previous single-season shared record with Mitch Berger of punts over 50 yards (22) as he finished the year with 29 kicks of 50+ yards.

In Murphy's NFL debut season, the 2006 Vikings special teams generated four takeaways, saw PR Mewelde Moore tie a franchise record with his second career punt return touchdown and had newly acquired Longwell make all 21 of his field goal attempts under 46 yards. The Vikings successfully executed a fake FG for a TD when Longwell hit TE Richard Owens with a 16-yard pass, becoming the first Vikings kicker to throw a touchdown pass in team history. Vikings 2nd-year P Chris Kluwe matched a team record by landing 28 punts inside the 20 for the season. Moore moved into the top spot in Vikings history for career punt return average at 10.5 yards and ranked 4th in the NFC for the 2006 season with a 10.1 average. Moore returned a punt for a TD for the second time in his career with a 71-yarder vs. New England (10/30/06) on Monday Night Football.

Murphy jumped to the NFL after serving as the special teams coordinator/outside linebackers coach for the

University of Wisconsin from 2002-05. During the 2005 season, Murphy helped Wisconsin rank at or near the top of the Big Ten in several special teams categories, including punting and kicking. Sophomore P Kenneth DeBauche finished 1st in the Big Ten and 7th among Division I-A players with a 44.8 yards-per-punt average, which stands as a University of Wisconsin single-season record. DeBauche's performance earned him a spot on the 2005 1st-team All-Big Ten roster, the 2005 Sports Illustrated All-American 2nd team and the 2005 CollegeFootballNews.com Sophomore All-American 2nd team. With DeBauche's leg and the punting unit's outstanding coverage, the Badgers ranked 1st in the conference and 12 in the nation with a 39.3 net punting average. The team also averaged 41.5 yards per kickoff, which was good enough for 4th place in the Big Ten, and K Taylor Mehlhaff finished 2nd in scoring among conference kickers, tallying 98 points on the season.

While his kicking and punting crews put up impressive statistics, Murphy's return units also led the Big Ten in punt and kickoff return categories, averaging 14.7 yards and 20.0 yards respectively during their 10-3 season in 2005. Returner Brandon Williams, who tied a Badgers' record with two punt returns for TDs, finished 2nd in the conference with a 14.6 yards-per-punt return average and ranked 2nd in kickoff returns, averaging 28.0 yards per attempt. As a result of his standout season, Williams was named to the 2005 Associated Press All-America 2nd team as an all-purpose player and the 2005 Rivals.com All-America 2nd team as a punt returner. He also earned honorable mention honors on the 2005 Sports Illustrated All-America team and the 2005 CollegeFootballNews.com All-America team. Williams currently ranks 2nd in school history for career kickoff return yards (2,349) and holds the University of Wisconsin team records for career punt return average and kickoff return average.

Murphy, now in his 17th year on the sideline, stepped into the coaching role for the first time in 1992 when he coached the defensive line at Benedictine University (IL). He then became an assistant recruiting coordinator and academic liaison for Wisconsin from 1993-94. As a graduate assistant, Murphy helped the Badgers' offensive and defensive lines from 1994-96 and the defensive backs at Baylor University in 1997. The following year he acted as the defensive coordinator/recruiting coordinator for the University of San Diego. After one season he returned to his alma mater, Lehigh University to coach the defensive line and serve as the strength and conditioning coordinator, and before his final position with Wisconsin, Murphy was an administrative assistant for the Badgers from 2000-02.

Throughout his college coaching career, Murphy helped lead his squads to 8 bowl games ('94 Rose Bowl, '95 Hall of Fame Bowl, '96 Copper Bowl, '00 Sun Bowl, '02 Alamo Bowl, '03 Music City Bowl, '05 Outback Bowl, '06 Capital One Bowl), six of which his teams won. He coached six Big Ten Players of the Week and was a part of two Pontiac Game-Changing Plays of the Week and one Master Coaches Survey-Special Teams Play of the Year. Prior to DeBauche and Williams, Murphy coached special teams stars Jim Leonhard, who holds the Big Ten career record for punt return yardage with 1,347 yards and NFL long snapper Matt Katula.

Murphy graduated with a bachelor of arts in international relations in 1992 from Lehigh, where he also was a

four-year letter-winner as a defensive lineman. He went on to earn his master's in education administration from the University of Wisconsin in 1997. Murphy and his wife, Maggie, have a son, Eamon, and a daughter, Flynn.

Murphy's Background

Player:

1988-91Lehigh University (DL)

Coach:

1992Benedictine University

1993-96University of Wisconsin

1997Baylor University

1998University of San Diego

1999Lehigh University

2000-05University of Wisconsin

2006-Minnesota Vikings



FRED PAGAC LINEBACKERS

COACHING EXPERIENCE: 31ST SEASON

NFL EXPERIENCE: 10TH SEASON (8 COACHING/2 PLAYING)

VIKINGS EXPERIENCE: 3RD SEASON

ALMA MATER: OHIO STATE

The most experienced member of the Vikings defensive staff, Fred Pagac enters his 3rd season with the team and his 31st season of coaching in 2008. In 2007 each of the Vikings' starting LBs posted career-best numbers under Pagac's tutelage.

The Vikings ranked as the #1 rush defense in the NFL for the 2nd straight season and allowed a mere 3.1 yards per carry. Minnesota allowed 74.1 yards per game on the ground and allowed only 1 opponent to break the 100-yard mark.

MLB E.J. Henderson led the team with a career-high 155 tackles in his 1st season playing MLB since 2004. He added a career-best 4.5 sacks and led the team with a career-high 14 tackles for loss while earning Pro Bowl alternate honors. The linebacking corps entered 2007 with only SLB Ben Leber playing his same position from the previous year. Leber tied for the team lead with 5.0 sacks, matching his career-best mark set as a rookie with San Diego in 2002, and posted a career-high 88 tackles. WLB Chad Greenway, who missed his 2006 rookie season with a knee injury, came back in 2007 to rank 2nd on the team with 130 tackles, led the NFL with 4 fumble recoveries and had a pair of interceptions, including scoring his 1st career TD.

The 2006 Vikings finished #8 in NFL total defense and #1 against the run for only the 3rd time in team history. The team had not cracked the top 10 in total defense since 1994 but the Vikings defense became a calling card as the team set a franchise record and posted the 2nd-lowest rushing yards allowed by an NFL team since the 1970 merger at 985 yards, an average of 61.6 per game. The Vikings LBs played a key role in the defensive dynamic by accounting for 9.5 sacks, 6 INTs and 2 TDs. Henderson led the team in tackles with 142 and posted career-highs with 3.0 sacks and 2 INTs under Pagac's watch, including a 45-yard TD on his 1st career INT. Leber made his impact on the team felt in his 1st season with the team with 3.0 sacks, an INT and scored a TD on a fumble recovery.

Pagac coached LBs for the Kansas City Chiefs for 2 seasons (2004-05) and with the Oakland Raiders for 3 seasons (2001-03) before coming to the Vikings. Prior to entering the professional ranks, Pagac spent 23 years on the coaching staff at Ohio State, where he aided in the development of several top players.

Under Pagac's direction in 2005, Chiefs 3rd-year LB Kawika Mitchell led the team with a career-high 135 tackles and 14 passes defended as he started all 16 games at MLB for the 1st time in his career. Pagac also tutored rookie LB Derrick Johnson, who finished 3rd on the team with 110 tackles and added 2.0 sacks and 9 passes defended on his way to being named the club's Mack Lee Hill Award

winner, which is given to KC's top rookie. Johnson became the 1st rookie LB in Chiefs history to start all 16 games since LB Dino Hackett accomplished the feat in 1986. The Chiefs defense finished 7th in the NFL against the run in '05, and 6th in the NFL with 31 takeaways.

In 2004, 3rd-year LB Scott Fujita led the Chiefs for the 2nd consecutive season in tackles with 112. Kawika Mitchell bounced back from an early-season ankle injury to start 12 games and finished 2nd on the team with 85 tackles. The Chiefs defense finished 12th in the NFL against the run.

In 2002, Pagac helped the Raiders defense to a #11 overall NFL ranking and a #3 ranking against the run as Oakland won the AFC and faced Tampa Bay in Super Bowl XXXVII. Pagac tutored LB Napoleon Harris as he was named to Pro Football Weekly's All-Rookie team and finished 3rd on the team in tackles. In 2001, MLB and former Viking Greg Biekert led the Raiders with 108 tackles and tied a career high with 3.0 sacks.

From 1978-2000, Pagac coached at his alma mater, Ohio State, and worked with 10 Buckeyes defensive performers who earned All-America honors, including Vikings CB Antoine Winfield. Winfield was a 2-time All-America pick and won the Jim Thorpe Award as the nation's top defensive back in 1998. Pagac also tutored future Pro Bowl LBs Chris Spielman and Pepper Johnson, as well as LB Mike Vrabel, CB Shawn Springs, LB Na'il Diggs, S Mike Doss, and CB Nate Clements. Andy Katzenmoyer won All-America accolades in 1997 and won the Bultkus Award as the nation's top LB. During Pagac's 23 years on the Ohio State coaching staff, the Buckeyes played in 20 bowl games. As a player and coach, Pagac was part of 6 Rose Bowls with the Buckeyes.

Pagac was assistant head coach to John Cooper in 2000 in his final season at OSU. From 1996-99, Pagac served as defensive coordinator. In 1998, the Buckeyes led the nation in rushing defense, ranked 2nd in pass defense, and were 4th overall. Pagac was among 5 finalists for the Frank Broyles Award as the NCAA's top assistant in '98.

In '97, Ohio State allowed 170 points to rank 2nd in the nation in scoring defense. That season the Buckeyes also ranked 2nd in the nation in pass defense. In 1996, Ohio State was 1st in the country in pass defense and ranked 2nd in scoring defense, allowing just 131 points, which was the fewest surrendered by Ohio State since 1979.

Prior to being named defensive coordinator in 1996, Pagac tutored Ohio State's LBs for 14 seasons (1982-95). He began his coaching career as a graduate assistant under the legendary Woody Hayes in 1978 before joining the staff on a full-time basis under Earle Bruce in 1982. Pagac coached on the Buckeyes staff with Vikings QB

coach Kevin Rogers from 1977-78.

Pagac entered the NFL as a TE with Chicago in 1974 as a rookie free agent, where he was honored with the club's prestigious Brian Piccolo Award. Pagac also played 13 games for Tampa Bay in their 1976 inaugural season.

Pagac was a 3-year starter at TE for Ohio State from 1971-73. He was part of Buckeyes teams that compiled an impressive 25-6-2 record over his playing career, including a 19-3 mark in the Big Ten. During his senior season in '73, the Buckeyes posted a 10-0-1 record and finished 2nd in the final AP poll.

Pagac (4/26/52) was born in Richeyville, PA. He and his wife, Bernie, have a daughter, Jennifer, and a son, Fred, Jr., who played LB at Ohio State, with the Frankfurt

Galaxy and currently works as a graduate assistant at Ohio State.

Pagac's Background

Player:

1970-73 Ohio State University (TE)
1974 Chicago Bears (TE)
1976 Tampa Bay Buccaneers (TE)

Coach:

1978-2000 Ohio State University
2001-03 Oakland Raiders
2004-05 Kansas City Chiefs
2006- Minnesota Vikings



KEVIN ROGERS

QUARTERBACKS

COACHING EXPERIENCE: 34TH SEASON
NFL EXPERIENCE: 3RD SEASON
VIKINGS EXPERIENCE: 3RD SEASON
ALMA MATER: WILLIAM & MARY

Kevin Rogers returns for his third season with the Vikings coaching staff in 2008 and will be responsible for a quarterbacks unit that features a blend of youth and experience. The team enters the season with 3 QBs that have started in the NFL, including the much-improved 3rd-year QB Tarvaris Jackson, as well as 15-year veteran Gus Frerotte and 6-year vet Brooks Bollinger.

In 2007, Rogers watched Jackson, the former 2006 2nd-round draft choice, finish the season with 1,911 passing yards and nine touchdowns on 171-of-294 passing. He also rushed 54 times for 260 yards and 3 TDs. Jackson went 8-4 as a starter, including 7-3 in his final 10 starts with wins over the 2006 NFC Champion Chicago Bears (twice) as well as the Super Bowl XLII champion NY Giants and 2007 playoff-bound San Diego Chargers. After returning from a concussion that forced him to miss Week 10, Jackson completed 120-of-174 passes (69.0%) for 1,311 yards and 7 TDs in the final 7 games. He averaged 187.3 passing yards per game while rushing for two touchdowns and two 2-point conversions during that span. Jackson played his career-best game against Detroit, when he connected on 18-of-24 passes for 204 yards and two TDs. It was the 1st time he had thrown 2 TDs in a game, and his 110.4 QB rating was a career high.

The year prior, Rogers prepared Jackson as the rookie took over the starting duties for the final 2 games of the season. Jackson's athleticism produced a 5.1 yards-per-carry average and a rushing TD along with 3 passes of 30+ yards in his 47 completions, including a 50-yarder.

For Rogers, the 2008 season will mark his 34th year in the coaching profession, 28 of which have been at the collegiate level. He has coached an impressive list of players such as Donovan McNabb, Marvin Harrison and Napoleon McCallum, and has been fortunate to coach alongside some of the legends of the game, sharing the sideline with the likes of Woody Hayes, Paul Pasqualoni and Frank Beamer.

Before joining Minnesota, Rogers spent the 2002-05 seasons at Virginia Tech, where he guided back-to-back Hokies QBs to impressive performances. Rogers helped QB Bryan Randall etch his name throughout the school record book as he became the all-time leader in passing yards, touchdowns and total offense. Randall ended his career in 2004 with Atlantic Coast Conference Player of the Year and Offensive Player of the Year honors. In 2005, Rogers guided QB Marcus Vick in his debut as a starter on to 1st-Team All-ACC honors. Vick led the ACC in pass efficiency, while the Hokies led the conference in scoring offense at 33.8 points per game, including a league-high

51 TDs. During Rogers' tenure, the Hokies amassed a 39-14 record, won the ACC title in 2004 and played in the first ACC Championship Game in 2005 after winning the ACC Coastal Division. The team also advanced to bowl games in each of his four seasons.

Prior to his successful stint at Virginia Tech, Rogers spent the 1999-2001 seasons at Notre Dame as the offensive coordinator/QBs coach on Bob Davie's staff. He played a part in the 2000 Irish squad that finished 9-3 and was invited to the Fiesta Bowl in the school's debut in a Bowl Championship Series game. Rogers worked with QB Jarious Jackson in his final season and helped the senior signal-caller leave with the single-season passing yardage record in 1999 and set school marks for attempts and completions. Jackson ended his career as the 4th-ranked quarterback in school history and was selected in the 7th round of the 2000 NFL Draft, the first Irish QB drafted since Rick Mirer in 1993.

Rogers' longest tenure came with Syracuse University, where he coached from 1991-1998 and helped the Orange to a combined 68-26-1 record and six bowl appearances. He joined the team as quarterbacks coach on Pasqualoni's staff, was named assistant head coach in 1995, serving as the recruiting coordinator from 1995-97 before being promoted to offensive coordinator in 1997. During Rogers' time with Syracuse, the team tied for the 1996 Big East title and won the crown outright in 1997 and '98, becoming the first team in conference history to win three straight championships. It was also during that time that Rogers first became acquainted with Vikings' head coach Brad Childress, as the Philadelphia Eagles began evaluating Rogers' star pupil, Donovan McNabb, before the 1999 NFL Draft. McNabb excelled under Rogers' tutelage, leaving Syracuse with the majority of the school's passing records and earning three straight Big East Offensive Player of the Year awards from 1996-98 before being drafted #2 overall by the Eagles. Individually, McNabb was one of the most decorated players in team history, but other Orange players benefited from Rogers' teaching as well. From 1992-98, Syracuse quarterbacks were prominent in league play as McNabb was a 1st-Team All-Big East choice in each of his four seasons (1995-98), Kevin Mason earned 1st-Team acclaim in 1994 and Marvin Graves was a 2nd-Team choice in 1992 when he ranked 2nd in the nation in passing. Graves held the school records that McNabb would soon break as both still stand among the top quarterbacks in school history. Rogers also helped groom future NFL stars Marvin Harrison, Qadry Ismail and Rob Konrad.

Rogers' spent 1983-90 on the staff at Navy, where he

spent seven seasons working with the offense and future NFL standout Napoleon McCallum. From 1980-82, he coached RBs at his alma mater, William & Mary. Rogers got his start in coaching at Virginia Beach's Bayside High (1974-76) before serving as a graduate assistant at Ohio State under the legendary Woody Hayes in 1977-78, where he also coached with Vikings LB coach Fred Pagac.

A 1974 graduate from the College of William & Mary, where he also played LB, Rogers went on to receive his master's degree from Ohio State in 1978. Rogers and his wife, Betty, have three children – Kevin, Megan and Ryan. Kevin is a former Villanova QB and works as a pro scout for the Super Bowl XLII Champion Indianapolis Colts. Ryan earned his degree from Notre Dame and is in grad school at Syracuse's Newhouse School of Communications. Megan is a former Notre Dame soccer player and currently the Coordinator of Labor Operations at the NFL office.

Rogers' Background

Player:

1969-70Massanutten Academy (LB)

1971-73College of William & Mary (LB)

Coach:

1974-76Bayside (VA) High School

1977-78Ohio State University

1979Mainland (FL) High School

1980-82College of William & Mary

1983-90U.S. Naval Academy

1991-98Syracuse University

1999-2001University of Notre Dame

2002-05Virginia Tech University

2006-Minnesota Vikings



GEORGE STEWART WIDE RECEIVERS

COACHING EXPERIENCE: 26TH SEASON

NFL EXPERIENCE: 21ST SEASON (1 PLAYING/20 COACHING)

VIKINGS EXPERIENCE: 2ND SEASON

ALMA MATER: ARKANSAS

For Vikings wide receivers coach George Stewart, the 2008 season marks his second campaign with Minnesota and his 20th year on an NFL sideline. Having previously coached in Pittsburgh, Tampa Bay, San Francisco and Atlanta, Stewart has a proven track record of working with top-notch collegiate and NFL talent. This season he has the opportunity to teach another big-time playmaker, WR Bernard Berrian, whom the Vikings signed during the 2008 offseason. A five-year NFL veteran who spent his first four seasons with the NFC North rival Chicago Bears, Berrian brings to Minnesota a 14.6 yards-per-catch career average and a much-needed ability to stretch the field. He joins fellow veterans and locker room leaders Bobby Wade and Robert Ferguson, giving Stewart a receiving corps that blends experience with emerging 2nd-year players Sidney Rice and Aundrae Allison.

In his 2007 Vikings debut, Stewart had the challenge of coaching a unit that included 4 fresh faces in Allison, Ferguson, Rice and Wade. Nonetheless, each of the new players found success under Stewart's tutelage. While Wade set career-highs with 54 receptions and 647 receiving yards, Ferguson finished with his 2nd-best season, pulling in 32 catches for 391 yards, and Rice led the team with 4 receiving TDs. Rice, who ranked 3rd on the team with 31 catches for 396 yards, was 2nd among NFL rookies with 4 TDs.

Throughout Stewart's coaching career, he has been fortunate to learn from some of the game's all-time greats, beginning both his playing and early coaching careers under college legend Lou Holtz. Stewart went on to work in the NFL side-by-side with Chuck Noll, Sam Wyche, George Seifert and Dan Reeves, all men who led teams to the NFL pinnacle and a berth in the Super Bowl. Over the years, Stewart has also been a part of several successful programs, highlighted by six playoff appearances in the past 12 seasons and a pair of NFC Championship games with San Francisco in 1997 and Atlanta in 2004. Recently, Stewart helped win two NFC Division titles in the past six seasons – 2002 with San Francisco and 2004 with Atlanta.

During Stewart's tenure in Atlanta, the team won the NFC South title in 2004 and advanced to the NFC Championship game against Philadelphia. Stewart's wide receivers with the Falcons included Jenkins, Lelie and Roddy White. Jenkins started every game, ranked 2nd in catches and turned in a career-best 7-touchdown season

in 2006 on 39 receptions, becoming one of only two wide receivers in the NFL in 2006 that had 7+ touchdowns on under 40 receptions.

Prior to joining Atlanta, Stewart was an integral part of the San Francisco 49ers' success from 1996-2002, as the team advanced to the playoffs five times in those seven seasons. In 1997, the 49ers won the NFC West with a 13-3 mark and eventually lost to Green Bay in the NFC Championship game. During that time, Stewart tutored the 49ers wide receiving corps and helped elevate each of Terrell Owens, J.J. Stokes and Tai Streets performances, with Owens making Pro Bowl appearances in three straight seasons from 2000-02 as well as earning consensus All-Pro honors in each of those years. In the three seasons Stewart worked with Owens, the wide receiver had 17 games over the 100-yard receiving mark and five games with 150+ yards. Before working with Stewart, Owens' career-highs for season receptions was 67, a mark he shattered with 97, 93 and 100 respectively in 2000, '01 and '02. Owens set his career-high in receiving yards with 1,451 in 2000 and touchdowns with 16 in 2001. He broke a 50-year-old NFL record when he caught 20 passes for 283 yards against the Bears in 2000 en route to his career-best day. The 49ers wide receivers also helped the development of QB Jeff Garcia during that time span as well, as he also earned three Pro Bowl berths.

Stewart's first taste of NFL coaching came with the Pittsburgh Steelers from 1989-91, as he served as the special teams coach on Chuck Noll's staff. In his debut season in 1989, Stewart helped Rod Woodson earn a Pro Bowl berth as a kickoff return man. Following his three seasons with Pittsburgh, Stewart went on to spend four years working with the special teams unit in Tampa Bay, where he helped K Mike Husted earn All-Rookie honors in 1993.

Before making the move to the NFL, Stewart spent several years in the college ranks, making his final stop as the Notre Dame linebackers coach from 1986-88. Under Holtz's tutelage, the Irish steadily improved from the coach's opening season in '86 to become national champions in 1988, a year in which the team finished 12-0 and defeated West Virginia in the Fiesta Bowl. The stingy Irish defense allowed opponents to score over 20 points only twice during the season. Stewart's unit, which included Arnold Ale and Andre Jones highlighted by consensus All-America choice Frank Stams played a prominent role in the

defensive success.

Stewart and Holtz first worked together in 1983, when Stewart got his start in coaching as an Arkansas graduate assistant, working with the Razorbacks' tight ends. When Holtz moved from Arkansas to Minnesota as the Golden Gophers head coach in 1984, Stewart accompanied him as the offensive line coach, his first exposure to the state where he would return in 2007. In two short seasons, Holtz and his staff quickly turned the Gophers program around, finishing 7-5 in 1985 and winning the Independence Bowl over Clemson, the first bowl victory for the Gophers since the 1962 Rose Bowl.

Stewart was a standout player as an offensive guard for the Razorbacks from 1977-80 and helped the squad share the 1979 Southwest Conference title. The team played in four straight bowl games during Stewart's playing tenure as Arkansas returned to national prominence under Holtz. Stewart was an All-SWC honoree as a junior in 1979, served as a team captain in 1980 and earned a spot on the Arkansas Team of the Decade for the 1970s. He signed with the Kansas City Chiefs in 1981 but spent the season on injured reserve.

Stewart has a bachelor's degree in education from

Arkansas and is a native of Little Rock, AR, where he graduated from Parkview High School in 1977.

Stewart's Background

Player:

1977-80 University of Arkansas (G)

1981 Kansas City Chiefs (G)

Coach:

1983 University of Arkansas

1984-85 University of Minnesota

1986-88 University of Notre Dame

1989-91 Pittsburgh Steelers

1992-95 Tampa Bay Buccaneers

1996-02 San Francisco 49ers

2003-06 Atlanta Falcons

2007- Minnesota Vikings



JOE WOODS

DEFENSIVE BACKS

COACHING EXPERIENCE: 17TH SEASON

NFL EXPERIENCE: 5TH SEASON

VIKINGS EXPERIENCE: 3RD SEASON

ALMA MATER: ILLINOIS STATE

Joe Woods enters his 3rd season coaching the Vikings DBs in 2008 and brings a backfield deep on experience and talent to the field.

Along with returning starters Darren Sharper, Antoine Winfield and Cedric Griffin, the squad added veteran S Madieu Williams to the mix. The Vikings have become crafty at scoring on defense since Woods' arrival in 2006. The Vikings lead the NFL with 13 defensive TDs in the past 2 seasons (2006-07). In 2007, all 4 regular starters in the Vikings secondary scored TDs, 3 by INT return and once on a fumble recovery.

In 2007, Woods led a defensive backfield that included featured Sharper earning his 4th career Pro Bowl trip. The Vikings adjusted due to injury and pressed rookie Marcus McCauley into duty as a nickel back and 9-game starter. The rock of the unit, Winfield, built on his reputation as the best tackling CB in the NFL and scored on an INT-return in the season opener vs. Atlanta. Against the NY Giants, the Vikings set a team record as they returned 3 INTs for TDs, including a 93-yard return by Dwight Smith that ranks as the 4th-longest INT return in Vikings' history. The Vikings defense finished the year with 15 INTs and now has 36 picks since the 2006 season opener, a total that ranks tied for 6th in the NFL during that span.

The Vikings ended the 2006 season ranked #8 in the NFL in total defense and finished #1 against the run for the 3rd time in team history. The Vikings DBs had 3 players tie for the team lead with 4 interceptions each- Dwight Smith, Darren Sharper and Winfield. The trio also ranked 2nd, 4th and 5th on the team in tackles respectively.

The 2006 Vikings DBs scored on a pair of interception returns and didn't skip a beat when roster moves shuffled the lineup. Woods helped develop a trio of rookies- CB Cedric Griffin, S Greg Blue and CB Charles Gordon- who started a combined 10 games. Griffin earned NFC Defensive

Player of the Week for his performance at Detroit (12/10/06), becoming the 5th Vikings CB to earn the award and only the 2nd since 1992.

In Tampa, Woods coached with 2006 Vikings defensive coordinator and current Pittsburgh Steelers head coach Mike Tomlin as well as former Vikings' coach Monte Kiffin, the Buccaneers' defensive coordinator, as Tampa fielded top 5 defenses in each of Woods' 2 seasons.

In 2005, Tampa Bay led the NFL in total defense, allowing 277.8 yards per game while CB Ronde Barber and LB Derrick Brooks earned Pro Bowl berths for the 2nd consecutive season. Barber set a Tampa Bay single-season record for most tackles by a CB with 120 and he led the team with 7 interceptions, which was tied for 7th in the NFC. Brooks finished 2nd on the team with 174 tackles and added 3.0 sacks. DE Simeon Rice finished 3rd in the NFL with 14.0 sacks.

In 2004, Woods was part of a defensive staff that helped the Buccaneers finish 5th in the NFL in total defense (284.5 ypg) and 1st in pass defense (123.3 ypg). Barber and Brooks each earned Pro Bowl berths. Rice's 12.0 sacks led the team and tied him for 5th in the NFL.

Prior to joining the Buccaneers, Woods was the defensive backs coach at Western Michigan for three seasons (2001-03). In 2002, the Broncos' secondary posted 14 interceptions and helped lead a defense that ranked 2nd in the MAC in pass defense (179.5 ypg). Woods' unit helped Western Michigan lead the MAC in pass defense and finish 17th in the country in 2001. Under Woods' tutelage, CB Ronald Rogers earned 1st-team All-MAC honors in 2001.

Before coaching at Western Michigan, Woods spent 3 seasons on the staff at Hofstra University. During his time with the Pride, the team made a pair of trips to the NCAA Division 1-AA playoffs and advanced to the quarterfinals in consecutive seasons (1999-2000).

Woods spent a season at Kent State University (1997) as defensive backs coach prior to joining the staff at Hofstra. He also coached the secondary at Grand Valley State (1994-97), ILBs at Northwestern State University in the spring of 1994, and was a graduate assistant at Eastern Michigan (1993-94). Woods entered coaching in 1992 as the secondary coach at Muskingum College.

Woods was a four-year letterman at safety and a captain during his senior year at Illinois State University. He earned 1st-team All-Gateway Conference honors in 1991. Woods earned a degree in criminal justice from ISU in 1992.

Woods (6/25/70) was born in North Vandergrift, PA. He and his wife, Ellen, have daughters, Brianna and Danari.

Woods' Background

Player:

1988-91 Illinois State University (DB)

Coach:

1992 Muskingum College
 1993 Eastern Michigan University
 1994 Northwestern State University
 1994-96 Grand Valley State University
 1997 Kent State University
 1998-2000 Hofstra University
 2001-03 Western Michigan University
 2004-05 Tampa Bay Buccaneers
 2006- Minnesota Vikings



BRENDAN DALY DEFENSIVE ASSISTANT/DL

COACHING EXPERIENCE: 12TH SEASON
 NFL EXPERIENCE: 3RD SEASON
 VIKINGS EXPERIENCE: 3RD SEASON
 ALMA MATER: DRAKE

After helping the Vikings defense record the NFL's best rush defense for a 2nd consecutive season, Brendan Daly returns in 2008 for his 3rd NFL season.

In 2007, the Vikings defense finished the season 1st in the NFL in rushing yards allowed, giving up an average of 74.1 rushing yards per game. For the 2nd consecutive season, the DT duo of Kevin Williams and Pat Williams earned Pro Bowl recognition. In addition to its dominance against the run, the Vikings defensive line put up points against the opponents' passing games as Kevin Williams tied a Vikings franchise record with his 4th defensive return for a TD, after returning 2 interceptions for scores in 2007.

The 2006 Vikings ranked #1 in the NFL in rushing defense, set a team record and ranked 2nd in the NFL since the 1970 merger by allowing 985 yards, an average of 61.6 yards per game. The Vikings' tough interior was anchored by Pro Bowl DTs Kevin Williams and Pat Williams. The DT tandem earned Pro Bowl honors, marking the 1st time since 1970 (DTs Gary Larsen and Alan Page) that the team sent a pair of DTs to the all-star game. The Vikings 2006 front set the table for the team to rank #8 in the NFL in total defense, the 1st time in the top 10 since 1994.

In his most recent role Daly worked with the Villanova defensive linemen in 2005, his 2nd stint at the school. The Wildcats defense was helped in a big way by DE Darrell Adams, a 1st-team All-Atlantic 10 Conference choice who notched 11.5 tackles for loss. He ended his Villanova career with 13 sacks and 40 tackles for loss. Daly made his 2nd coaching appearance on Andy Talley's staff at Villanova in 2005 having spent the 1999 season working with the TEs. The '99 Wildcats went 7-4 and Talley posted his 100th victory at the school.

Daly coached TEs at Division I-AA Illinois State in 2004 when the Redbirds led the Gateway Conference in passing offense. The team posted 480 yards in a non-conference matchup at Minnesota that season.

His longest tenure came during a 3-season stint from 2001-03 at Oklahoma State where he worked on both sides of the ball and in strength and conditioning with the Cowboys program. During his tenure the team progressed from the 4-7 mark posted in 2001 to bowl berths in 2002 and 2003. The team won the Houston Bowl over Southern Miss in '02 and advanced to the Cotton Bowl after a 9-4

season in '03. In 2002 Daly worked with the OSU defensive line that featured future Vikings All-Pro Kevin Williams in his senior year. In his final season with the Cowboys, Daly worked with the team in a strength and conditioning role. During Daly's time in Stillwater the coaching staff featured Dunbar on the defensive line.

Daly's 1st exposure to major Division I football came as an offensive graduate assistant at Maryland in 2000 where he worked with the TEs, including future Viking Jeff Dugan. The Terps went 5-6 in Ron Vanderlinden's final season. Before coaching at Villanova in 1999 Daly got his 1st taste of collegiate coaching at his alma mater in 1998 at Drake. His 1st position after graduating from Drake was in 1997 coaching and teaching at Ridgewood High in New Port Richey, FL.

Daly (9/10/75), earned his bachelor's degree in history from Drake and came to Des Moines from Springfield, IL where he attended Sacred Heart-Griffin High. Daly and his wife, Keely, reside in Minneapolis with their son, Liam...

Daly's Background

Player:

1992-96 Drake University (TE)

Coach:

1997 Ridgewood (FL) High School
 1998 Drake University
 1999 Villanova University
 2000 University of Maryland
 2001-03 Oklahoma State University
 2004 Illinois State University
 2005 Villanova University
 2006- Minnesota Vikings



CHAD O'SHEA OFFENSIVE ASST./WIDE RECEIVERS

COACHING EXPERIENCE: 13TH SEASON

NFL EXPERIENCE: 6TH SEASON

VIKINGS EXPERIENCE: 3RD SEASON

ALMA MATER: HOUSTON

Chad O'Shea returns to the Vikings for the 2008 season, his 3rd season with the club. O'Shea will continue to assist offensive coordinator Darrell Bevell and work with Vikings WRs coach George Stewart.

The 2007 Vikings offense emerged as the NFL's top rushing offense, going for 164.6 yards rushing per game. The Vikings offense tied the high-powered 1998 Vikings with 19 50+ yard plays in 2007, 6 of which were passes including a 69 yard pass from rookie WR Sidney Rice to TE Visanthe Shiancoe. Rice finished a solid rookie season with 31 catches for 396 yards and a team-high 4 TDs in just 13 games.

O'Shea began his NFL coaching career in Kansas City in 2003 for Head Coach Dick Vermeil and worked with Chiefs special teams coordinator Frank Ganz, Jr. The two originally met in 1994 when Ganz was the TE/special teams coach at the University of Houston and O'Shea had just transferred from Marshall University to play QB for his final 2 seasons and served as a team captain as a senior. O'Shea had been a member of a Marshall squad that won the 1992 Division I-AA title.

While working with Ganz in Kansas City, O'Shea helped the Chiefs put up impressive numbers on special teams for 3 consecutive seasons. In 2003, the team registered an NFL-high 4 TDs on special teams and became the 1st to lead the league in both punt return and kickoff return averages since Washington in 1995. The following season, the Chiefs continued their excellent special teams play, setting single-season team records with 75 kickoff returns and 1,820 kickoff return yards. Dante Hall returned 2 kickoffs for TDs, his 3rd straight season with multiple returns for

scores. The 2-time Pro Bowler had more returns for TDs (10) from 2002-05 than any other NFL player. O'Shea also worked with a pair of other Kansas City Pro Bowlers - LB Gary Stills and TE Kendall Gammon. Along with his special teams duties in Kansas City, O'Shea assisted with the LBs where he worked closely with current Vikings LB coach Fred Pagac.

O'Shea's father, Mike, served as a longtime athletic trainer in the collegiate and NFL ranks, including a stint with the Baltimore Colts.

O'Shea enters his 12th year of coaching after beginning with Houston in 1996. He became the WRs coach in '97, took over as TE/special teams coach in 1998, and added the title of recruiting coordinator in '99. In 2000, O'Shea began a 3-year stint as Southern Mississippi's special teams coach and recruiting coordinator. During his time with the Eagles, his units blocked 21 kicks.

O'Shea received his bachelor's degree in psychology in 1995 from the University of Houston. He and his wife, Melissa, have 2 daughters, Claire and Grace and a son, Mick.

O'Shea's Background

Player:

1991-92Marshall University (QB)

1994-95University of Houston (QB)

Coach:

1996-99University of Houston

2000-02University of Southern Mississippi

2003-05Kansas City Chiefs

2006-Minnesota Vikings



JEFF IMAMURA QUALITY CONTROL-DEFENSE/LBS

COACHING EXPERIENCE: 10TH SEASON

NFL EXPERIENCE: 3RD SEASON

VIKINGS EXPERIENCE: 3RD SEASON

ALMA MATER: TEXAS CHRISTIAN

Jeff Imamura returns to the Vikings in 2008 for his 3rd season in the Quality Control-Defense role. His primary duties include working directly with Defensive Coordinator Leslie Frazier on day-to-day defensive operations and activities, assisting Fred Pagac in coaching the LBs and generating comprehensive scouting reports on opponents.

For the 2nd consecutive season in 2007, the Vikings defense finished #1 in the league against the run, allowing just 74.1 yards per game on the ground. The Vikings LBs thrived in this run-stuffing defense as E.J. Henderson led the team with 155 total tackles and 4.5 sacks, while Chad Greenway and Ben Leber finished directly behind Henderson in total tackles with 130 and 88, respectively. Overall, the Vikings linebackers finished with 373 tackles, 9.5 sacks, 3 INTs, 6 FFs and 7 FRs.

In the previous season, the 2006 Vikings finished #8 in total defense and #1 against the run for only the 3rd time

in team history. The team had not cracked the top 10 in total defense since 1994 but the Vikings defenders became a calling card as the team set a franchise record and posted the 2nd-lowest rushing yards allowed by an NFL team since the 1970 merger at 985 yards, an average of 61.6 per game. The Vikings linebackers played a key role in the defensive dynamic by accounting for 9.5 sacks and 6 INTs. E.J. Henderson led the team in tackles for the second time in three years and posted career-highs with 3.0 sacks and 2 INTs, including a 45-yard TD on his 1st career INT. Free agent Ben Leber made his impact felt in his first season with the team as he notched 3.0 sacks, an INT and scored on a fumble recovery.

Before joining the Vikings, Imamura coached OLBs at Saginaw Valley (MI) State University in 2003. He helped build the Cardinals' defense into a national leader as the unit ranked 7th in the country in scoring, 12th in turnover

margin and 22nd in the country in passing. The Cardinals' OLBs accounted for over 60 percent of the team's sacks on the season. SVSU won the Great Lakes Conference regular season title with an 11-0 record, finished the regular season ranked #1 in the nation and advanced to the NCAA Division II quarterfinals for only the 2nd time in the school's history.

Imamura spent the previous three seasons (2000-02) at Northern Arizona University as the defensive line coach. In 2002, the Lumberjacks ranked 15th in the nation in rushing defense and 2nd in the conference with 39.0 sacks. NAU advanced to the Division I-AA playoffs in 2001 for only the 2nd time in school history.

A 1997 graduate of Texas Christian University, Imamura got his start in the coaching profession at TCU as a defensive assistant from 1997-99, where he assisted the Horned Frogs' DBs coach and defensive coordinator. TCU

beat USC in the 1998 Sun Bowl to earn the school's first bowl victory since the 1957 Cotton Bowl, and in 1999 earned a share of the WAC title and another bowl bid.

Imamura earned his degree in finance at TCU. He is single and resides in Eden Prairie.

Imamura's Background

Coach:	
1997-99Texas Christian University
2000-02Northern Arizona University
2003Saginaw Valley State University
2006-Minnesota Vikings



RYAN FICKEN QUALITY CONTROL-OFFENSE/RBS

COACHING EXPERIENCE: 5TH SEASON

NFL EXPERIENCE: 2ND SEASON

VIKINGS EXPERIENCE: 2ND SEASON

ALMA MATER: ARIZONA STATE

Ryan Ficken enters his 2nd season with the Vikings in the Quality Control-Offense position. He will be assisting offensive coordinator Darrell Bevell with the day-to-day offensive operations and activities in addition to assisting running backs coach Eric Bieniemy.

In his 1st season in 2007, the Vikings offense finished ranked #1 in rush offense, averaging 164.6 rush yards per game. Rookie RB Adrian Peterson had a sensational season, including breaking the NFL's single game rushing record after going for 296 yards against the San Diego Chargers on 11/4/07. Peterson finished with 1341 yards rushing and 12 TDs and was named to the Pro Bowl, where he received MVP honors after rushing for 129 yards and 2 TDs. The other half of the Vikings record-setting rushing tandem, RB Chester Taylor, rushed for 844 yards and 7 TDs, including 164 yards and 3 TDs against the Oakland Raiders on 11/18/07.

Ficken served as an offensive graduate assistant with UCLA in 2006, assisting the offensive coordinator staff with the day-to-day activities involving practice and game week preparation. He worked extensively with Jim Colletto and the offensive line, developing an NFL mentality for the running game and line play. Ficken broke down opponents' game film, gave weekly opponent reports to the offensive staff and served as the defensive scout team coach.

Prior to his work with the offense, Ficken was a gradu-

ate assistant in the football operations department where he acted as the NFL scout liaison and tracked opponents' personnel packages during games. He was an assistant to the recruiting coordinator, playing a big part in the 2006 recruiting class that ranked in the top 10 nationally. From 2004-2005, Ficken was a volunteer coach at UCLA, focusing primarily on the defense and the secondary.

Ficken earned his BA in business administration with a concentration in finance from Arizona State. He was a member of the Sun Devils football team for 2 seasons and received the Maroon and Gold Scholar-Athlete Award. He also was a member of Gamma Beta Phi, the National Scholastic Honor Society.

Ficken is currently finishing graduate school to obtain a masters in comparative education at UCLA. He is single and resides in Eden Prairie.

Ficken's Background

Player:	
1998-99Arizona State University (WR)
Coach/Administration:	
2004-07UCLA
2007-Minnesota Vikings



RYAN SILVERFIELD OFFENSIVE/DEFENSIVE ASST.

COACHING EXPERIENCE: 10TH SEASON

NFL EXPERIENCE: 1ST SEASON

VIKINGS EXPERIENCE: 1ST SEASON

ALMA MATER: HAMPDEN-SYDNEY

Ryan Silverfield enters his 1st season with Minnesota and his first year on an NFL sideline after spending the past several coaching at the collegiate level. Silverfield will be responsible for assisting coaches on both sides of the ball, working primarily with QBs.

Prior to joining the Vikings, Silverfield spent 2 seasons as a graduate assistant at the University of Central Florida, working with both the offense and defense. In 2007, his second year with UCF, Silverfield helped prepare the Knights defense each week by running the offensive scout team during practices. His guidance helped the unit rank 3rd nationally with 24 interceptions in 2007. The Knights closed the regular season with a seven-game winning streak en route to winning the first conference championship in school history. The year prior Silverfield worked with the Knights offense.

In 2005, Silverfield served as the quarterbacks coach at Jacksonville University. Before working on the Dolphins staff and at the age of 23, he was the head coach at Memorial Day High School in Savannah, GA. That opportunity followed his four seasons as an assistant coach at his alma mater - Hampden-Sydney College in Virginia - where he began as an offensive assistant in 2000. At the age of 20, he became the defensive line coach, making

him one of the younger position coaches in all of college football. He held that position for two seasons before moving to tight ends and H-backs in 2003, a season in which the Tigers went 9-1 and had the #1-ranked scoring offense in the country, averaging over 47.0 points.

Silverfield's coaching career began as an assistant at The Bolles School in Jacksonville in 1999, following a four-year playing career with the Bulldogs. During his playing days, Silverfield helped Bolles win two state championships and earn the title of the #1-ranked high school team in the country by USA Today. As a senior, Silverfield was a first-team All-First Coast selection after leading his team to the Florida Class 3A state title.

Silverfield graduated Cum Laude with a bachelor's degree in economics from Hampden-Sydney.

Silverfield's Background

Coaching:	
1999Bolles HS
2000-03Hampden-Sydney
2004Memorial Day HS
2005Jacksonville University
2006-97Central Florida
2008Minnesota Vikings



KEVIN STEFANSKI ASSISTANT TO HEAD COACH

COACHING EXPERIENCE: 10TH SEASON

NFL EXPERIENCE: 3RD SEASON

VIKINGS EXPERIENCE: 3RD SEASON

ALMA MATER: TEXAS CHRISTIAN

Entering his 3rd season on the Vikings staff is Kevin Stefanski, who will work as Assistant to Head Coach Brad Childress and assists the Vikings staff in several areas.

Stefanski first became acquainted with head coach Brad Childress during Philadelphia Eagles training camp in 2005 while working in the team's operations department.

Stefanski spent the 2005 season at his alma mater, the University of Pennsylvania, as Assistant Director of Football Operations. He coordinated all aspects of the Quakers' day-to-day operations of the football team and was responsible for team practices, travel and assisting in the recruiting process.

Before stepping off the field and into the administration of the team, Stefanski was a standout defensive back at Penn. A team captain as a senior in 2004, Stefanski was part of one of the most successful stretches in the history of the Quaker football program. The team won Ivy League titles in 2000, 2002 and 2003 and the squad went undefeated in league play during 2002 and 2003.

Twice honored as an Honorable Mention All-Ivy choice in 2002 and 2004, Stefanski ranked 3rd on the team in tackles as a senior. A ball-hawking defender, Stefanski recorded 9 career takeaways with 7 interceptions and a pair of fumble recoveries. He was named Penn's Defensive Rookie of the Year as a freshman in 2000 when he had a

career-high 4 interceptions. During Stefanski's tenure, the squad posted a 42-7 overall record and a 32-3 mark in Ivy play. As a senior, the team went 10-0 to become the first undefeated Penn team in a decade.

Stefanski (5/8/82) holds a bachelor's degree in communications from Pennsylvania and attended St. Joseph's Prep in Philadelphia. The Stefanski family has made a name in athletics as Kevin's father, Ed, was a 4-year letterman in basketball at Penn and is the General Manager of the NBA's Philadelphia 76ers.

Stefanski and wife, Michelle, reside in Minneapolis.

Stefanski's Background

Player:	
2000-04University of Pennsylvania (DB)
Administration:	
2005University of Pennsylvania
2006-Minnesota Vikings



TOM KANAVY STRENGTH & CONDITIONING

COACHING EXPERIENCE: 16TH SEASON

NFL EXPERIENCE: 14TH SEASON

VIKINGS EXPERIENCE: 3RD SEASON

ALMA MATER: PENN STATE

Vikings Strength and Conditioning Coach Tom Kanavy enters his 3rd season with the Vikings and his 14th in the NFL in 2008.

Among Brad Childress' first priorities as Head Coach was to allow Kanavy to transform the Vikings strength and conditioning facilities. The willingness of ownership to provide the tools to succeed allowed for the addition of the best in strength and conditioning equipment and a staff with valuable NFL experience.

The off-season strength and conditioning program was once again well-attended by players as they embraced a program that utilizes a combination of free weights and machines, and emphasizes speed, agility, flexibility and thorough overall physical conditioning.

Kanavy oversees the planning and implementation of all aspects of the Vikings' program, which is tailored to each player. He has also enlisted the services of Carrie Peterson, a registered dietician on the University of Minnesota faculty, in order to optimize team nutrition.

Kanavy came to Minnesota from the Philadelphia Eagles where he helped in the dramatic turnaround of the franchise and performance on the field. Kanavy served as assistant strength and conditioning coach in Philadelphia where he worked under Mike Wolf, who had served as an assistant with the Vikings from 1992-94.

Kanavy received a bachelor's degree in exercise and sport science from Penn State in 1993 and earned his master's in sport management from Temple in 1996.

Kanavy began his professional career working as a

strength and conditioning intern at the University of Miami with the football program. He returned to his alma mater, Penn State, from 1993-95 working as a strength and conditioning assistant with the Nittany Lions football program. In 1994, in only their 2nd season as members of the Big Ten Conference, the squad notched a 12-0 season to win the Big Ten title and brought a Rose Bowl championship to Happy Valley after a 38-20 win over Oregon.

From Penn State, Kanavy was tabbed by Wolf to assist him with the Eagles in head coach Ray Rhodes' debut in 1995. The new staff notched a 10-6 regular season, qualified for the playoffs in the first season and went 1-1 in post-season play. In 1999 the Eagles hired Andy Reid as head coach and the fortunes of the team improved quickly. From 2000-05 the team won 4 NFC East titles, qualified for the playoffs in 5 of 6 seasons and represented the NFC in Super Bowl XXXIX. Kanavy worked with Childress in Philadelphia from 1999-2005.

A native of Archibald, PA (4/8/70), Kanavy and wife, Kim, reside in suburban Minneapolis with their daughters, Caroline and Kristen.

Kanavy's Background

Coach:

1993	University of Miami
1993-95	Penn State University
1995-2005	Philadelphia Eagles
2006-	Minnesota Vikings



JUNEY BARNETT ASST. STRENGTH & CONDITIONING

COACHING EXPERIENCE: 8TH SEASON

NFL EXPERIENCE: 5TH SEASON

VIKINGS EXPERIENCE: 3RD SEASON

ALMA MATER: BLOOMSBURG

Juney Barnett enters his third season with the Vikings and assists Tom Kanavy with the implementation of the Vikings strength and conditioning program.

Barnett joined the Vikings in 2006 after spending the 2005 season as an assistant strength and conditioning coach at Army. In the spring of '05, he served as the head strength and conditioning coach for the Rhein Fire of NFL Europe, a position he held for two seasons (2004-05).

Prior to his stint in NFL Europe, Barnett worked for the Baltimore Ravens from 2003-04 as a part-time assistant. During that time he was tutored by the Ravens' Paul Ricci and Jeff Friday, who coached on the Vikings' staff from 1996-98. In the summer of 2002, Barnett interned at Drexel University in strength and conditioning.

Barnett got his first taste of coaching at his alma mater, Bloomsburg University (PA), as a volunteer DBs coach in 2001. The Huskies went 6-0 in the Pennsylvania State Athletic Conference on their way to a league title.

As a collegiate athlete, Barnett played four years as a

DB at Bloomsburg (1997-00) and was part of a PSAC Championship team and Division II national runner-up in 2000. He graduated from Bloomsburg with a degree in exercise science and went on to receive his master's in exercise physiology from the university.

Barnett, who was born in Philadelphia, PA (1/11/79), attended Balboa High School in Panama. His family currently resides in Italy, where his father is stationed as a senior master sergeant in the U.S. Air Force.

Barnett's Background

Coach:

1997-2000	Bloomsburg University (DB)
2001	Bloomsburg University
2003-04	Baltimore Ravens
2004-05	Rhein Fire
2005	U.S. Military Academy
2006-	Minnesota Vikings



MARTIN STREIGHT ASST. STRENGTH & CONDITIONING

COACHING EXPERIENCE: 15TH SEASON

NFL EXPERIENCE: 11TH SEASON

VIKINGS EXPERIENCE: 3RD SEASON

ALMA MATER: INDIANA (PA)

The 2008 season marks Martin Streight's 3rd with the Vikings and 11th in the NFL as he continues to assist in the development of the Vikings strength and conditioning program. Streight joined Vikings strength and conditioning coach Tom Kanavy in 2006 when the new staff revamped the Vikings facilities and program.

Prior to joining the Vikings, Streight was the head strength and conditioning coach for the Berlin Thunder in NFL Europe from 2004-05. During that time, the Thunder accumulated a 16-4 combined regular season record and made consecutive World Bowl appearances. In 2005, Berlin posted a 7-3 record and played in World Bowl XIII. The previous year, the Thunder finished 9-1 and were World Bowl XII champions. In 2003, Streight held the same position with the Scottish Claymores of NFL Europe.

From 1997-2002, Streight served as an assistant strength and conditioning coach for the Arizona Cardinals. The 1998 season saw the Cardinals make their first post-season appearance since the strike-shortened season in 1982, playing at the Metrodome against the Vikings in an NFC Divisional Playoff game.

Streight's NFL coaching career began in 1995-96, when he was a part-time strength and conditioning coach with Kanavy and the Philadelphia Eagles. During that time, Streight was also an assistant strength and conditioning coach and health fitness instructor at Princeton University.

Streight and Kanavy first worked together at Penn State in 1994, when Streight served as a strength and conditioning intern for the Nittany Lions. That year, Penn State finished as Big Ten champions in only the team's second year of league play and became the first team in Big Ten history to post a 12-0 record.

As an undergrad, Streight attended Indiana University (PA), earning his bachelor's degree in physical education and sport science. He also competed in track and field at Indiana, throwing the discus and shot put.

Streight was born in Trenton, NJ (6/20/69) and attended McCorristin Catholic High School in Trenton.

Streight's Background

Coach:	
1994 Penn State University
1995-96 Princeton University
1995-96 Philadelphia Eagles
1997-2002 Arizona Cardinals
2003 Scottish Claymores
2004-05 Berlin Thunder
2006 Minnesota Vikings

Indy and Minny Connections Run Deep

The Vikings will host the Indianapolis Colts in the 2008 home opener on 9/14/08. The game will mark the 1st time the Colts have visited Minnesota since the 1997 season finale, a 39-28 Vikings win. The Colts have only been to the Metrodome 3 previous times and the Vikings are 3-0 in those visits during the 1982, 1988 and 1997 seasons. There is not a Vikings player on the roster that was on the squad for the 1997 season finale at the Metrodome.

The connections between the franchises stretch back to the earliest days of the clubs. The 1961 expansion Vikings played Weeb Ewbank's Baltimore Colts twice, falling 34-33 in Baltimore on 10/1/61 but the upstart Vikings claimed a 28-20 win at Met Stadium on 11/12/61.

The Colts hold a 14-7-1 all-time series advantage between the teams and the Vikings have never beat the Colts on the road- going 0-10. The Vikings and Baltimore Colts squared off twice a year as members of the NFL Western Conference for the opening 6 seasons of Vikings history- 1961-66 with Baltimore holding a 10-2 advantage in those early years. In 1967 the Vikings and Colts tied 20-20 at Met Stadium during Bud Grants's 1st season as Vikings coach. A year later, in 1968, the Vikings traveled to Baltimore for the 1st playoff game in team history in the NFL Western Conference Championship Game, a 24-14 Colts win en route to their meeting with the NY Jets in Super Bowl III. After the loss in the playoffs the Vikings won 5 straight in the series.

The Vikings have strong coaching connections to the Colts. Head Coach Brad Childress had his NFL coaching debut with the Colts in 1985 as a member of Rod Dowhower's staff. Colts Head Coach Tony Dungy served as the Vikings defensive coordinator from 1992-95, his final stop before becoming a Head Coach in 1996 with Tampa Bay. Childress hired Vikings defensive coordinator Leslie Frazier from the Colts days after they won Super Bowl XLI over Chicago, putting Frazier in elite company as a Super Bowl winner as a player in Super Bowl XX with Chicago and as a coach. Frazier and Childress had worked together with the Eagles and remained close. Frazier now occupies the office Dungy did as a Vikings coordinator. In 2007, Frazier's defense tied a Vikings record originally set by the 1992 Dungy-led Vikings defense with 6 TDs off interception returns.

Childress matched wits with Dungy's Tampa Bay defenses frequently when he was offensive coordinator of the Eagles, meeting the Bucs in the playoffs 3 straight seasons from 2000-02. Childress and Colts defensive line guru John Teerlinck served on the University of Illinois staff together in the early 1980s. Colts offensive coordinator Tom Moore is a native of Owatonna, MN, went to high school in Rochester, MN, and coached at the U of M and with the Vikings from 1989-93. Moore entered the coaching profession in the early 1960s at his alma mater, Iowa, under Head Coach Jerry Burns, who later coached on the Vikings staff from 1968-85 as an assistant and from 1986-91 as the Head Coach. Dungy has deeper ties to the state of Minnesota, having played QB for the Golden Gophers from 1973-76 and played his freshman year on the basketball team. Dungy left the U as the career-leader in passing for the Gophers. Vikings QB coach Kevin Rogers' son, Kevin, is a pro scout on the Indianapolis staff. Colts DBs coach Alan Williams is a William & Mary alum and was on the Tribe staff during Vikings Pro Bowler Darren Sharper's collegiate career.



ERIC SUGARMAN HEAD ATHLETIC TRAINER

Eric Sugarman has a decade of NFL experience under his belt and returns in 2008 for his 3rd season leading the athletic training efforts for the Vikings under Head Coach Brad Childress. The pair worked together for 6 seasons with the Philadelphia Eagles (2000-05).

With the Vikings, Sugarman supervises the evaluation and care of all injuries sustained. He and his staff implement and maintain proactive treatment and rehabilitation programs.

The Vikings athletic training staff, including assistants Tom Hunkele and Rob Roche, have broad-based experience in athletic training and have trained under some of the most respected professionals in their field. The staff prides themselves on being proactive while using the most current concepts, modalities and principles. The entire athletic training staff are Performance Enhancement Specialists through the National Academy of Sports Medicine. Sugarman has worked closely the past several years with the Nike SST (Sensory Sport Training) team and has brought many of their vision concepts into the Vikings athletic training room.

Sugarman enters his 12th full-time season in the NFL in 2008 after spending the 1997-99 seasons with the Chicago Bears and the 2000-05 campaigns with Philadelphia. Sugarman got his first taste of the NFL as a summer intern for the Bears' athletic training staff from 1993-95.

Sugarman earned his bachelor's degree in health and physical education with an emphasis in athletic training

from West Chester University and went on to earn his master's degree in sports management at the University of Richmond. During his tenure at Richmond, Sugarman served as the graduate assistant athletic trainer for the Spiders football team and head athletic trainer for the Spiders' baseball squad. In 1994-95 Sugarman served as assistant athletic trainer at West Chester and worked as an instructor at the school. During the summers of 1993-95 he worked as a training camp athletic training intern for the Chicago Bears. In 1996 Sugarman served as an athletic trainer in the Chicago Cubs organization focusing on the rehabilitation of minor league and major league players.

Sugarman joined the Bears as an assistant trainer from 1997-99 before moving to the Eagles in a similar role in 2000 where he worked on Rick Burkholder's staff. The Eagles were noted for progressive rehab programs. That athletic training staff played an integral part in helping Terrell Owens' return from ankle surgery during the regular season in time for Super Bowl XXXIX.

An active member of the Professional Football Athletic Trainers Society, Sugarman is also an American Heart Association Basic Life Support, AED and First Aid certified instructor. In 2003 he received the PFATS' "Big Heart" award for saving the life of a fellow Eagles employee by performing CPR.

Sugarman and wife, Heather, reside in Victoria, MN, with their sons Jacob and Benjamin.



TOM HUNKELE ASSISTANT ATHLETIC TRAINER

Tom Hunkele enters his 3rd season as an assistant on the Vikings' athletic training staff in 2008. Hunkele and Eric Sugarman worked together for 6 seasons with the Philadelphia Eagles. Hunkele assists in the evaluation and care of all injuries sustained and help implement proactive treatment and rehabilitation programs for the athletes.

During Hunkele's tenure with the Eagles from 2000-05 he worked with NovaCare Rehabilitation as a Staff Physical Therapist during the off-season and as an assistant with the team starting in the pre-season through the remainder of the schedule. While working with the Eagles, Hunkele was part of Rick Burkholder's highly-regarded staff and was exposed to some of the most progressive rehab programs and techniques at work in the NFL today.

Hunkele started in the athletic training field as a student at Duquesne where he assisted with the athletic training staff for football during his undergraduate days. During the 1997 season he was exposed to the NFL for the first time when he served as a season-long intern for the Pittsburgh

Steelers as the team advanced to the AFC Championship to face eventual Super Bowl champs Denver.

Following his graduation in 1998 with a bachelor's degree in athletic training from Duquesne, Hunkele remained at the school to earn his master's in physical therapy. During graduate school he served as a graduate assistant from 1998-2000 where he worked as head trainer for the men's soccer, ice hockey and men's and women's tennis teams along with supervising student assistants. Hunkele is certified as a Performance Enhancement Specialist by the National Academy of Sports Medicine.

Hunkele, a native of Reading, PA, and graduate of Holy Name High School, is a member of the National Athletic Trainers' Association along with being a licensed physical therapist in Minnesota. Hunkele was married in July 2006 to Rachel Arora and the couple resides in Plymouth, MN.



ROB ROCHE ASSISTANT ATHLETIC TRAINER

Rob Roche brings a diverse athletic training background in pro football and college athletics to the Vikings as an assistant on Eric Sugarman's staff.

Roche enters his third season with the Vikings in 2008 and assists with the evaluation and care of all injuries sustained and helps implement proactive treatment and rehabilitation programs for the athletes. Roche was a season-long intern with the Philadelphia Eagles in 2000 and during 2003-05 training camps where he worked with Sugarman and Vikings assistant Tom Hunkele.

Before joining the Vikings, Roche spent 2001-06 working as an assistant athletic trainer at Swarthmore College where he provided medical coverage for the NCAA Division III program. Along with athletic training responsibilities, Roche was an Approved Clinical Instructor for athletic training students.

Roche earned his bachelor's degree in health and physical education with an emphasis in athletic training from West Chester University in 1998. During his undergraduate tenure he served an internship in athletic training at the school working with the football team. Following his graduation, Roche moved to the University of Illinois to earn his master's degree in kinesiology where he served as a teaching assistant in the kinesiology department and was a graduate assistant in UI's Rehabilitation Education Services. He earned his MS degree in 2000.

During Roche's stint at Illinois he was first exposed to the NFL when he was a training camp intern for the Chicago Bears in 1998 and 1999. His experience in pro football continued in 2000 when he was an assistant with the Frankfurt Galaxy in NFL Europe and in 2001 with the World Bowl IX champion Berlin Thunder. Continuing his education through experience, Roche volunteered for two weeks in summer 2003 with the U.S. Olympic Committee in Chula Vista, CA.

Roche is a member of the National Athletic Trainers' Association and the USOC Sports Medicine Society, has served on the Executive Board of the Pennsylvania Athletic Trainers' Society and is certified as a Performance Enhancement Specialist by the National Academy of Sports Medicine.

Roche, a native of Tamaqua, PA and graduate of Marian Catholic High, is married to Melissa. The couple resides in Chaska, MN with their son, Patrick.



DR. JOEL BOYD TEAM PHYSICIAN

Dr. Joel Boyd's experience in athletics and medicine have helped take him around the world. In 2008, he returns for a 2nd full season with the Vikings.

Boyd serves as a Physician at TRIA Orthopedic Center in Bloomington and joined the Vikings for the 2007 season along with working in a similar role with the NHL's Minnesota Wild.

His experience with the United State Olympic Team took Boyd to the Nagano Games in 1998 while working with the men's and women's hockey teams. In past seasons Boyd has worked as a National Team Physician with USA Hockey in world championships in Switzerland, Sweden and Germany.

Boyd holds an undergraduate degree from Bucknell and graduated from Temple University Medical School. He

completed his orthopedic training at the Cleveland Clinic Foundation and fellowship training at the University of Western Ontario, Canada.

Dr. Boyd and his wife, Cheryl, have 3 children, Kendall, Kyle and Kasey, and reside in Eden Prairie.




DR. SHELDON BURNS TEAM PHYSICIAN

Dr. Sheldon Burns returns in 2008 for his 24th season as a Vikings Team Physician. A doctor at Edina Family Physicians, Burns is a Board Certified Specialist in Family Practice, Emergency and Sports Medicine.

Burns is also the Medical Director for the Minnesota Timberwolves of the National Basketball Association, Medical Director for the Minnesota Lynx of the WNBA and the Minnesota Wild of the National Hockey League. He has served as team physician for seven United States Olympic or World Championship teams, most recently for USA Basketball's gold medal winning entry at the Goodwill Games in Brisbane, Australia, in September 2001. Burns also worked as a USA Olympics team physician in the Athens games and served as tournament physician for the Minnesota State High School League.

Burns is a Clinical Professor at the University of Minnesota Medical School and is active in teaching sports medicine at the Minneapolis Sports Medicine Center and The Orthopedic Center. He was a deputy medical commissioner of the International Olympic Committee and has worked in six Olympic Games.

A native of Grand Meadow, MN, and raised in Nisswa, MN, Burns received his undergraduate degree from Hamline University in St. Paul and earned his medical degree in 1974 from the University of Minnesota Medical School. Burns and his wife, Linda, who reside in Minneapolis, have two children, Alicen and Evan.



DR. CHRIS LARSON TEAM PHYSICIAN

Board-certified orthopaedic surgeon Christopher Larson earned his medical degree from the University of Minnesota Medical School. He completed his orthopaedic residency at the University of North Carolina and a sports medicine orthopaedic fellowship at the Minneapolis Sports Medicine Center in Minneapolis. In those capacities, he provided medical coverage for the University of North Carolina Tarheels football and soccer programs and the Minnesota Vikings and Minnesota Timberwolves, respec-

tively. He was the orthopaedist for the National U.S. 17 Soccer Team in Blaine, MN in 2003, 2004 and 2005.

Dr. Larson sees patients at Orthopaedic Consultants in Minneapolis and at Minnesota Sports Medicine in Eden Prairie. He is co-chief of Orthopedic Clinic Services at Fairview-University Medical Center and serves as Director of Education for the Minnesota Sports Medicine and the Orthopaedic Sports Medicine Fellowship program.



DR. DAVID OLSON TEAM PHYSICIAN

Dr. David Olson is in his 6th season as a Vikings Team Physician. A doctor at Broadway Family Physicians in Minneapolis, Olson is a Board Certified Specialist in Family Medicine and Sports Medicine.

Olson also works as a Team Physician with the University of Minnesota athletics where he works primarily with the men's basketball program. He volunteers his time covering Minneapolis Community and Technical College basketball, Roseville and Patrick Henry High Schools and Minnesota State High School League events.

Olson is an Assistant Professor at the University of Minnesota's Family Medicine and Community Health Department where he is active teaching medical students, Residents and Sports Medicine Fellows. A native of Sioux Falls, SD and raised in North St. Paul, Olson received his undergrad degree from Gustavus Adolphus College and medical degree at Minnesota. Olson and wife Renee reside in Roseville with children, Tyler, Autumn and Kobe.

MINNETONKA
TECHNIQUES
COACHES
STATISTICS
PLAYERS
ROUNDS
2007 CLASS
REPAIRS
PLAYOFF REVENUE
HISTORY
CITYAL PUMPS



DENNIS RYAN EQUIPMENT MANAGER

One of the veteran equipment managers in the NFL, Dennis Ryan enters his 33rd season of service with the Vikings. A lifetime resident of St. Paul, Ryan joined the Vikings in 1976 as an assistant to Jim "Stubby" Eason, who spent 20 years as the Vikings Equipment Manager. Ryan was elevated to equipment manager in June 1981. At 21-years-old, Ryan became the youngest equipment manager in the NFL. He is only the second person in Vikings history to hold the title of equipment manager.

In 1984 Ryan designed the first eye shield to be worn

by a player in an NFL game, creating a shield to protect DT Mark Mullaney, who had suffered an eye injury in a previous game. In March 1995 Ryan received the Whitey Zimmerman Award, recognizing the NFL's Equipment Manager of the Year.

Ryan attended the University of Minnesota (1978-79) and University of St. Thomas (1980-81). He and wife Laura, have three children, Ben, Maureen and Annie, and reside in St. Paul.



AARON NEUMANN ASST. EQUIPMENT MANAGER

Aaron Neumann has been around Vikings football since 1989 when he began with the club as a ball boy during training camp.

Neumann has worked with 33-year Vikings Equipment Manager Dennis Ryan since 1998 and was hired as the Vikings Assistant Equipment Manager in 2000.

The Vikings' equipment staff has the difficult and often overlooked job of outfitting and maintaining all the equipment, uniforms and apparel for the Vikings players and football staff on a daily basis.

The Neumann name is familiar in Vikings circles as

Aaron's uncle, Larry Neumann, was an athletic trainer for the team in the 1980s and 1990s before he passed away.

A native of Winsted, MN, Neumann attended Mankato State University before transferring to Concordia University-St. Paul, where he was a 3-year football letter-winner.

Neumann is a graduate of Winsted Holy Trinity High School and is married to Tammy. The couple resides in Shakopee with their son, Frank.



BOB MARCUS DIRECTOR OF VIDEO

In his 8th season with the Vikings in 2008, Bob Marcus is in his 7th as Director of Video after serving as Director of Digital Video in 2001.

Marcus is responsible for overseeing all aspects of videotaping Vikings practices and games as well as distributing video to coaches and players.

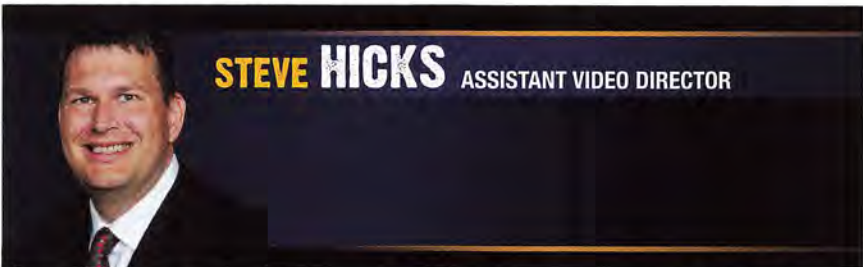
The Vikings utilize an XOS Technologies digital video network that features viewing stations in each meeting room and coach's office. Every NFL game and all practice footage is put online to be instantly accessed by players, coaches and scouts.

Prior to joining the Vikings in 2001, Marcus worked with the University of Minnesota Golden Gopher football program as video coordinator for 17 years. A native of Minneapolis, he attended Edison High School. Marcus is a

1982 graduate of the University of Minnesota with a degree in photojournalism.

As an undergraduate, Marcus was a student assistant for the Gophers and got his start filming practices and games for the football team. Marcus was hired by the University full-time in 1984. During his tenure with Minnesota, he worked with Gophers head coaches Joe Salem, Lou Holtz, John Gutekunst, Jim Wacker and Glen Mason. The 1985 Gophers won the Independence Bowl, the '86 team played in the Liberty Bowl, the '99 team was in the Sun Bowl and the 2000 Gophers played in the Micron PC Bowl.

Marcus and wife, Tami, have two children, Rob and Amy, and reside in Champlin.



STEVE HICKS ASSISTANT VIDEO DIRECTOR

Steven Hicks enters his 7th season with the Vikings in the video department in 2008 and has a solid background in the field.

Hicks joined the Vikings in 2002 on Bob Marcus' staff and helped implement several technology upgrades that have made the Vikings' video services more efficient and effective.

Prior to his tenure with the Vikings, Hicks spent eight years at Ohio State University working with the video operations for the Buckeye football program. He started in 1994 as an intern and by 1998 had climbed the ranks to Director of Football Video, a position he held until moving to the Vikings.

Hicks majored in psychology at Ohio State and is a native of Marion, OH. He and his wife, Kathy, have a daughter Abigail Elizabeth and are avid participants in outdoor activities. Hicks competes as a pro on the FLW Walleye Tour. The family resides in Eden Prairie.

100.3
FM News Talk

KTLK



Chris Baker



Jason Lewis



Rush Limbaugh

**TALK RADIO
DONE RIGHT!**

The FM Radio Home of the

VIKINGS

WWW.KTLKFM.COM



STAFF



GEORGE PATON

DIRECTOR OF PLAYER PERSONNEL

With over a decade of NFL experience under his belt, George Paton enters his second season with the Vikings as Director of Player Personnel.

The Vikings aggressive policy in the 2008 offseason and commitment from ownership allowed the club to make a blockbuster trade that brought 2007 NFL sack leader DE Jared Allen from Kansas City. The Vikings also signed impact WR Bernard Berrian away from NFC North rivals Chicago and added starting safety Madiou Williams from Cincinnati.

Paton's primary focus is coordinate scouting and personnel functions within the Vikings Pro Scouting Department and lend his expertise to the College Scouting Department as they prepare for the annual NFL Draft. Paton will work closely with his former Miami and Chicago protegee, Vikings Vice President of Player Personnel Rick Spielman.

Paton spent 6 seasons (2001-06) with the Miami Dolphins as Director of Pro Personnel. Paton began his NFL career in the college and pro scouting departments of the Chicago Bears, rising to the position of Assistant Director of Pro Personnel in 2000.

A 4-year letter winner as a DB at UCLA from 1988-91, Paton was a part of a pair of Bruin bowl teams. He earned a bachelor's degree in history and went on to play in professional football leagues in Italy and Austria.

Paton (pronounced Payton) and wife, Barbara, have a daughter, Bella.

Building Through The Draft

PRO BOWLERS DRAFTED BY THE VIKINGS

Player	Year/Rd.	School	Pro Bowl
Tommy Mason	1961/1	Tulane	1962-64
Rip Hawkins	1961/2	North Carolina	1963
#Fran Tarkenton	1961/3	Georgia	1964-65, '67-70, '75-77
#Bobby Bell	1962/2	Minnesota	1971-73
Carl Eller	1964/1	Minnesota	1968-71, '73-74
Milt Sunde	1964/20	Minnesota	1966
Dave Osborn	1965/13	North Dakota	1970
Gene Washington	1967/1	Michigan State	1969-70
Alan Page	1967/1	Notre Dame	1968-76
Bob Grim	1967/2	Oregon State	1971
Bobby Bryant	1967/7	South Carolina	1975
Ron Yary	1968/1	USC	1971-77
#Ed White	1969/2	California	1975-78, '80
Jeff Siemon	1972/1	Stanford	1973, '75-77
Chuck Foreman	1973/1	Miami	1973-77
Matt Blair	1974/2	Iowa State	1977-82
Sammy White	1976/2	Grambling	1976-77
Tommy Kramer	1977/1	Rice	1986
Scott Studwell	1977/9	Illinois	1987-88
Joe Senser	1979/6	West Chester State	1981
Wade Wilson	1981/8	East Texas State	1988
Steve Jordan	1982/7	Brown	1986-91
Joey Browner	1983/1	USC	1985-90
Carl Lee	1983/7	Marshall	1988-90
Keith Millard	1984/1	Washington State	1988-89
#Chris Doleman	1985/1	Pittsburgh	1987-90, '92-93, '95, '97

Henry Thomas	1987/3	Louisiana State	1991-92
Randall McDaniel	1988/1	Arizona State	1989-99
#Terry Allen	1990/9	Clemson	1996
Todd Scott	1991/6	Southwest Louisiana	1992
Ed McDaniel	1992/5	Clemson	1998
#Brad Johnson	1992/9	Florida State	1999, 2002
Robert Smith	1993/1	Ohio State	1998, '00
Todd Steussie	1994/1	California	1997-98
Korey Stringer	1995/1	Ohio State	2000
Randy Moss	1998/1	Marshall	1998-00, '02-03
Matt Birk	1998/6	Harvard	2000-01, '03-04, '06-07
Daunte Culpepper	1999/1	Central Florida	2000, '03-04
Michael Bennett	2001/1	Wisconsin	2002
Kevin Williams	2003/1	Oklahoma State	2004, '06-07
Adrian Peterson	2007/1	Oklahoma	2007

Fran Tarkenton played in Pro Bowl with the NY Giants 1967-70; Bobby Bell never played with the Vikings and all his Pro Bowl appearances were with the Kansas City Chiefs; Ed White played in the 1978 and 1980 Pro Bowls with the San Diego Chargers; Chris Doleman played in the 1995 Pro Bowl with the Atlanta Falcons and the 1997 Pro Bowl with the San Francisco 49ers, Terry Allen played in the 1996 Pro Bowl with Washington, Brad Johnson played in the 1999 Pro Bowl with the Washington Redskins and 2002 with the Tampa Bay Buccaneers.



SCOTT STUDWELL

DIRECTOR OF COLLEGE SCOUTING

After establishing himself as one of the top players in team history during his 14 seasons (1977-90) at linebacker for the Minnesota Vikings, Scott Studwell enters his 17th year in the team's Player Personnel department. He retired from his playing career after the 1990 season and spent a year as the Vikings Assistant to the President/Player Relations before being named the Player Personnel Coordinator from 1992-2001. Studwell was named to his current post as Director of College Scouting in April 2002. His new responsibilities include overseeing all college scouting efforts and preparation for the annual NFL Draft.

Studwell has been a part of successful drafts that have included Pro Bowlers or Pro Bowl alternates Robert Smith (1st round, '93), Todd Steussie (1st, '94), Randy Moss (1st, '98), Matt Birk (6th, '98), Daunte Culpepper (1st, '99), Michael Bennett (1st, '01), Bryant McKinnie (1st, '02), Kevin Williams (1st, '03) and Adrian Peterson (1st, '07). In 2004 Kevin Williams, in just his second season, was selected to the Pro Bowl and named 1st-Team All-Pro. The Vikings 2007 draft class was highlighted by RB Adrian Peterson being named the NFL Offensive Rookie of the Year along with a starters spot in the Pro Bowl and MVP honors in the game.

A member of the Vikings' 25th and 40th Anniversary All-Time Teams, Studwell holds team records for tackles in a career (1,981), season (230 in '81) and game (24 vs. Detroit in '85), as well as solo tackles in a career (1,308). No other player in Vikings history has over 1,500 career tackles. According to team media guides Studwell has more tackles with one organization than any other player in NFL history. In addition, Studwell is one of only five Minnesota players to participate in over 200 games during his career. He also played in 12 playoffs contests, including NFC Championship Games following the '77 and '87 seasons. In '87 and '88 Studwell was voted to the Pro Bowl. In '89 he was named 2nd-team All-NFC by United Press

International. He also was Minnesota's recipient of the Ed Block Memorial Courage Award in '87. After earning the starting MLB job in '80, Studwell led the Vikings in tackles the next 6 seasons. He also was the team's leading tackler in '88 and '89. Studwell, who tied for the team lead in fumbles recovered three times ('82, '86, '88), finished his NFL career with 15 fumble recoveries and 11 interceptions.

Drafted by Minnesota in the 9th round from Illinois in '77, Studwell finished his collegiate career as the school's second all-time tackler (342) behind Dick Butkus (374). In '76 Studwell recorded 177 tackles to surpass Illinois' season record, formerly held by Butkus. As a senior Studwell recorded 23 tackles against Purdue to tie the school's single-game record.

In '90 Studwell was named to Illinois' All-Century Team, joining Butkus and Ray Nitschke as the linebackers on that squad. Studwell earned 2nd-team All-America and 1st-team All-Big Ten honors in '76, and 2nd-team All-Conference mention in '75. Studwell also was the team's co-captain and co-MVP in '76, when he played in the Hula Bowl, East-West Shrine Game and Japan Bowl.

A native of Evansville, IN (8/27/54), John Scott Studwell starred at Evansville High School. In 2001 Studwell was elected into the Indiana Football Hall of Fame. He majored in commerce at Illinois. During his playing career, he sat on the Board of Directors of the Boys and Girls Clubs of Minneapolis. Scott and wife Jenny have two daughters, Jessie and Samantha, and a son Jack.

Company Man

Since joining the Vikings as a 9th-round draft choice out of Illinois, Scott Studwell has called the franchise home. Following his record-setting 14-year playing career with the team he moved to a management role in 1991 and into scouting in 1992. A member of the Vikings 40th Anniversary All-Time Team, Studwell was one of the most popular and productive players in team history.

VIKINGS ALL-TIME GAMES PLAYED

Jim Marshall270
Mick Tingelhoff240
Fred Cox210
Carl Eller209
Scott Studwell 202

VIKINGS CAREER TACKLES

Scott Studwell 1,981
Matt Blair1,452





FRANK ACEVEDO

AREA SCOUT

A veteran evaluator with a track record of success, Frank Acevedo enters his 7th season with the Vikings in 2008 and his 14th season in the NFL. Acevedo joined the Vikings after seven seasons with the Kansas City Chiefs' personnel department and serves the Vikings as an Area Scout with coverage of the Midwest and East.

Acevedo spent five seasons as Kansas City's area scout covering the Big 12 region. Prior to working as an area scout with the Chiefs he was an assistant in the club's personnel department.

Before joining the Chiefs personnel department, Acevedo was running backs coach at Missouri Western in

1994 and '95. Acevedo was an assistant coach at his alma mater, San Francisco State, from 1985-89.

Acevedo played DB for two seasons at San Francisco State after transferring from Palomar Junior College. He was a team captain at SFSU as a senior and also earned All-Northern California Athletic Conference honors.

Born in Escondido, CA (3/5/64), Acevedo attended San Pasqual High School and went on to earn his bachelor's degree in physical education from SFSU. He and his wife, Phoebe, have a daughter Estella and a son, Antonio.



CONRAD CARDANO

REGIONAL SCOUT

Conrad Cardano is in his second decade with the Vikings college scouting department in 2008, joining the team in 1987 after a successful stint in collegiate coaching and working in scouting for Blesto.

Cardano is a Regional Scout for the Vikings evaluating prospects throughout the Eastern seaboard and the Southeast.

Since joining the Vikings, Cardano has helped build a team that has made the playoffs 12 times, including NFC Central titles in '89, '92, '94, '98 and '00. The team has played in three NFC Championship Games during his tenure with the organization.

Prior to joining the Vikings, Cardano worked for three years (1984-86) for the Blesto Scouting Combine. From 1981-83 he coached at Eastern Kentucky, which won the Ohio Valley Conference title each of his three seasons there. The Colonels captured the NCAA Division I-AA championship in '82, when they went 13-0. Cardano joined Eastern Kentucky after two seasons (1979-80) overseeing wide receivers at Marshall. His first collegiate coaching job came as offensive coordinator at Catholic University from 1975-78. Cardano coached two years at the high school level at Tuscola High in Waynesville, NC and Dover-

Sherborn High in Dover, MA.

Cardano played quarterback for the Hagarstown Bears of the Seaboard Pro League from 1972-73. As a collegiate player Cardano quarterbacked Western Carolina from 1967-70.

Born in Washington, DC, Cardano (8/18/48) attended Bladensburg (MD) High School. He earned his bachelor's degree in health and physical education at Western Carolina. In 1982 Cardano received his master's in education administration and supervision from Bowie State College in Maryland. His wife's name is Gloria. Cardano has two sons — Christopher and Anthony.



TERRANCE GRAY

REGIONAL SCOUT

Terrance Gray returns to the Vikings in 2008 for his 3rd season as a Regional Scout for the team and handling BLESTO scouting duties. In his role Gray will scout the central region of the country for the Vikings.

Gray comes to the Vikings from the Kansas City Chiefs where he served as the club's area scout of National Football Scouting (NFS) during the 2005 season and in preparation for the 2006 Draft. Prior to moving into scouting, Gray was the Chiefs Player Development Coordinator and worked in personnel from June 2003 to June 2005. As a scout with Kansas City, Gray covered the Southwest.

Gray got his start in the NFL as an intern in 2002-03 in the League office working with Player and Employee Development and focused on the NFL's Continuing Education Program. Before his opportunity with the NFL,

Gray worked as a student assistant in the Oregon State University's athletic department in academic affairs as he finished his bachelor's degree in 2002.

Gray was a CB at Oregon State in 1999 and 2000 after transferring from Palomar (CA) Junior College where he was an All-America honoree and team captain. At Oregon State Gray was part of one of the Beavers' best seasons in school history as a senior, going 11-1 and ending the season ranked #4 in the nation after a 41-9 win over Notre Dame in the Fiesta Bowl. Gray played under former NFL head coach Dennis Erickson while at OSU.

A standout QB at Bayside High in Queens, NY, was the team MVP and a 1st-Team All-Queens choice by the *New York Daily News*. Gray and his wife, Kimberly, reside in Kansas City.



KEVIN McCABE

AREA SCOUT

Kevin McCabe enters his 7th season in 2008 with the Minnesota Vikings as an Area Scout, working in the Western region of the country.

McCabe came to the Vikings after working with the St. Louis Rams as an area scout for 7 years (1995-2001) and volunteering with the Rams personnel department in 1994. During his tenure with the Rams, the team became known as one of the most potent offensive attacks in the NFL. In 1999 the Rams went 13-3 in the regular season and won Super Bowl XXXIV over Tennessee following a 4-12 campaign in 1998. In 2001, St. Louis posted a 14-2 regular season mark and lost Super Bowl XXXVI to New England in one of the most exciting Super Bowls in League history. In his final three seasons with St. Louis, the Rams amassed a 37-11 regular-season record, won the NFC West title twice (1999, 2001) and finished as the Division runner-up in 2000.

McCabe began his career in 1985 as an assistant coach at his alma mater, John Muir High School in Pasadena, CA. McCabe coached on the prep level in the Los Angeles area until becoming strength and conditioning coordinator and assistant football coach at Pomona-Pitzer College in Claremont, CA. He stayed at the school from 1991-94. In 1993 McCabe coached overseas for the East City Giants in Helsinki, Finland.

McCabe (3/23/63) is a native of Pasadena and earned a bachelor's degree in political science in 1985 from Princeton University, where he was a three-year letterman for the Tiger football team. Kevin and his wife, Anne, have sons, Torin and Keenan, and a daughter, Kate. The family resides in Woodland, CA.



PAUL ROELL

REGIONAL SCOUT

A veteran scout with 17 years under his belt in the NFL, Paul Roell enters his 3rd season with the Vikings in 2008 and serves as a Regional Scout. He joined the team in June 2006 and scouts the Western region for the Vikings.

Roell spent the previous 15 seasons as a member of the Indianapolis Colts staff as an area scout. He got his first taste of scouting from 1987-89 when he scouted high school football in western Pennsylvania for Metro Index Scouting. In 1989 and '90 Roell worked as an intern for Pittsburgh Total Scouting, a division of the Pittsburgh Steelers headed by Art Rooney, Jr. He moved into the pro scouting division of BLESTO in 1990 before joining the Indianapolis Colts in 1991.

Roell gets his first experience scouting for an NFC team after spending his entire NFL career in the AFC prior to joining the Vikings this season. During his career with Indianapolis, Roell helped build a team that has become one of the NFL's elite. The team went 1-15 in Roell's first

season with the club in 1991. The Colts went on to advance to the playoffs under three head coaches- Ted Marchibroda, Jim Mora and Tony Dungy. Recently, under Mora and Dungy, the Colts have advanced to the playoffs in six of the past seven seasons. From 2002-05 the team has amassed a 48-16 mark in regular season play and won the AFC South title consecutively from 2003-05.

As a collegian, attended Ohio State University for three years before transferring to Ohio Northern and later to Robert Morris where he earned a bachelor's degree in sport management at Robert Morris in 1990.

Roell, 43, is married to Stacey and the couple has daughters Victoria and Katelin. The Roell family resides in Kansas City.



MIKE SHOLITON

AREA SCOUT

Mike Sholiton returns for his 5th season with the Vikings in 2008. He comes to the team with a wealth of football experience and is no stranger to the NFL. Sholiton will serve as a Vikings Area Scout in the southern states to find college talent for the team.

Sholiton is in his second stint in the NFL after working as an intern with the scouting, video and community relations departments of the St. Louis Rams from 1997-2000. He was a member of the 1999 Rams staff when the team won Super Bowl XXXIV over Tennessee. While working with the Rams scouting department, Sholiton maintained draft boards and collected scouting reports while evaluating and profiling draft eligible seniors for the 1999 Draft. While in St. Louis, Sholiton was on the same Rams staff as Vikings Vice President of Operations and Legal Counsel Kevin Warren and current Area Scout Kevin McCabe.

Sholiton comes to the Vikings after four seasons with Fresno State where he served as Football Operations Coordinator for the Bulldogs. During his tenure with Fresno State the team climbed the national charts and posted one of the most successful stints in school history. The

Bulldogs went 36-18 in his four seasons with the program and played in four straight bowl games, including wins over Georgia Tech and UCLA in the 2002 and 2003 Silicon Valley Football Classics respectively. While at Fresno State, Sholiton worked with current Vikings Bernard Berrian and Marcus McCauley.

A native of Cleveland, Sholiton (3/13/78) was a four-year letterwinner as a receiver and punt returner at Washington University in St. Louis. He earned his bachelor's degree in marketing in 2000 and went on to earn a master's in kinesiology from Fresno State in 2001. Sholiton and wife, Ashley, reside in Phoenix.



JAMAAL STEPHENSON

AREA SCOUT

Jamaal Stephenson enters his 7th season with the Vikings in 2008. He is responsible for scouting the East Coast of the United States.

Stephenson joined the Vikings in 2002 after spending two years in the Houston Texans' scouting department. In May of 2000, he was hired as College Administrator for the Texans. During his time in Houston, he was in charge of scouting areas of Texas, Oklahoma and Louisiana, compiling statistics and biographical data on college players and maintaining several scouting databases for the team.

Prior to joining the Texans, Stephenson spent one year as a scouting assistant for the Washington Redskins. His duties included making recommendations on college prospects for the NFL Draft, compiling information for weekly opponent scouting reports and helping to maintain

contractual and other miscellaneous information on NFL players. In the spring of 1998, Stephenson coached defensive backs as a graduate assistant at UMass.

Jamaal Akim Stephenson (1/29/76) is a native of Goldsboro, NC. He was a four-year letterwinner at DB for Brown. Twice he earned All-Ivy League honors, and was also awarded the team's "Unsung Hero" Award. He earned his bachelor's degree in organizational behavior management from Brown in 1997, and his master's degree in sport management from Massachusetts in 1999. In 2003, Stephenson was selected to Brown's All-Decade Football Team for the 1990's. He was honored as part of the 125-year anniversary celebration of football at Brown University.

Stephenson and his wife, Emily, have a son, Noah, and a daughter, Gabrielle.

First-Round Finds

The Vikings have selected the most 1st-round draft picks in team history from the University of Southern California—starting with the #1 overall pick in the 1968 Draft by taking OT Ron Yary. His selection made him the 1st offensive lineman taken with the top pick in the Draft in NFL history. The USC pipeline continued in 1974 when OT Steve Riley was taken #25 overall, 1983 with S Joey Browner at #19 overall and DE Kenechi Udezue with the #20 overall pick in 2005.

VIKINGS 1ST ROUND DRAFT PICKS BY COLLEGE (47 TOTAL 1ST ROUND SELECTIONS)

COLLEGE	VIKINGS 1ST ROUNDERS
Southern California	4
Ohio State	3
Michigan State	3
Oklahoma State	3
California	2
Miami (Fla.)	2
North Carolina State	2
Notre Dame	2
Pittsburgh	2
Stanford	2
Washington	2
Wisconsin	2
Alabama	1
Arizona State	1

Auburn	1
Boston College	1
Central Florida	1
Colorado State	1
Florida State	1
Iowa	1
Marshall	1
Minnesota	1
Mississippi State	1
Oklahoma	1
Penn State	1
Purdue	1
Rice	1
South Carolina	1
Tulane	1
UCLA	1



ALAN PAGE, 1ST ROUND, 1967
NOTRE DAME



KEVIN WILLIAMS, 1ST ROUND, 2003
OKLAHOMA STATE



ADRIAN PETERSON, 1ST ROUND, 2007
OKLAHOMA



SCOTT KUHN

PRO SCOUT

Scott Kuhn returns for his 2nd season with the Vikings in 2008 as a Pro Scout after spending 7 seasons on the staff of the Miami Dolphins. Kuhn will assist the Vikings with NFL-wide scouting of players, advance scouting of opponents, database operations, reports and evaluations for free agency.

Kuhn has a strong background in technology as it relates to scouting and worked with Miami as College Scouting Coordinator for his final 5 seasons. He joined the Dolphins in 2000 as a Player Personnel intern and rose

within the organization during his tenure. While in Miami, Kuhn worked closely with Vikings Vice President of Player Personnel Rick Spielman and Director of Player Personnel George Paton.

A 1997 graduate of Kansas State University, Kuhn holds a degree in anthropology. He is a native of Topeka, KS and attended Hayden High. Kuhn is single and resides in Eden Prairie.



RYAN MONNENS

PRO SCOUT

Monnens begins his 7th season in the Vikings scouting department. He is responsible for scouting players in the NFL, advance scouting of Vikings opponents, assisting with the pro scouting database and scouting players in both the CFL and AFL.

Monnens is in his 4th season as a pro scout after spending 3 seasons as a pro personnel assistant. He originally joined the Vikings as an intern in 1998 and spent 3 seasons in public relations before joining the scouting department in 2002.

Monnens played WR at St. John's University in Collegeville, MN (1995-97) under legendary coach John

Gagliardi, the all-time winningest coach in college football history. During his tenure at St. John's, the Johnnies won the Minnesota Intercollegiate Athletic Conference title in '95 and '96, advanced to the NCAA playoffs, and posted a (25-6-1) record.

A Minnesota native, Monnens (12/4/75) grew up in Richmond and was a two-time all conference running back at Rocori High School. Monnens earned his bachelor's degree in psychology from St. John's in 1998. He and his wife, Krissy, reside in Excelsior.



JEFF ROBINSON

PRO SCOUT

In 2008, Jeff Robinson enters his 19th season with the Minnesota Vikings and serves as a Pro Scout. Robinson assists the personnel department with league-wide player evaluation and preparing scouting reports on upcoming opponents.

After joining the Vikings as a public relations intern in 1990, Robinson worked two seasons (1991-92) as a public relations assistant and three years (1993-95) as operations assistant. He moved into the scouting department in

June 1996.

In 1989-90 Robinson was an assistant coach at North High School in Minneapolis.

A three-year starter at cornerback at Northwestern, Robinson served as a team captain and was selected honorable-mention All-Big Ten as a senior in 1988. In the Wildcats' 28-10 win over Illinois (11/21) in '87, he returned an interception 73 yards for a touchdown, which at the time was the 7th longest interception return in school history

and the longest interception return by a Northwestern player since '63. As a starter in all 11 games at right cornerback as a sophomore, Robinson helped the Wildcats post their best record (4-7) since 1973. Northwestern also tied a school record for takeaways with 31 in '86. He was recruited by and played as a freshman for former Vikings and current Arizona Cardinals Head Coach Dennis Green.

A native of Minneapolis, Robinson (4/16/67) was an honorable-mention All-America and a two-time All-Minneapolis Conference selection at North High School. He also was a 2-time All-State pick in track and an All-City choice in basketball. A member of the National Honor Society in high school, Robinson was recognized by the Minneapolis Public School Athletic Department in '88.

Named one of the Outstanding College Students of America, Robinson earned a degree in organizational studies/business management at Northwestern. Since '91 he has served on the board of directors of the North Community YMCA. In 1995 and 1996 he hosted a college prep basketball camp for the top 30 varsity players in the Twin Cities. For the last seven years Robinson has hosted the "Jeff Robinson Football Camp". He and his wife Cassandra have two daughters, Jassandra, Jaila and a son, Jeffrey II "Deuce" and live in Shakopee.



PAUL WIGGIN
PERSONNEL CONSULTANT

In almost five decades as a player, coach and administrator in the National Football League, Paul Wiggin has been closely linked with the success of several teams.

In his role as a Vikings Personnel Consultant, Wiggin works with the department that is responsible for the evaluation all NFL players and advance scouting of the Vikings' upcoming opponents.

Wiggin first joined the Vikings in 1985 as defensive line coach in Bud Grant's final season as head coach. Wiggin oversaw a line that featured DE Chris Doleman and DT Keith Millard, who posted 21.0 and 18.0 sacks respectively in 1989, earning Millard NFL Defensive Player of the Year.

Wiggin's career included head coaching jobs at his alma mater, Stanford, from 1980-83 on a team that included John

Elway and Darrin Nelson. From 1975-77 Wiggin was head coach of the Kansas City Chiefs. His coaching career started in 1968 with the San Francisco 49ers defensive line.

As a standout DE for the Cleveland Browns from 1957-67, Wiggin never missed a game, playing in 146 straight. He earned Pro Bowl starts in 1965 and '67 and was named to the Browns all-time team. A 2-time All-America at Stanford, Wiggin was inducted to the College Football Hall of Fame in 2005. He has bachelor's and master's degrees from Stanford.

A native of Modesto (CA), Wiggin attended Manteca Union High. He and his wife, Carolyn, have three children and eight grandchildren.



JERRY REICHOW
PERSONNEL CONSULTANT

Jerry Reichow has been closely affiliated with the Vikings for nearly every season in franchise history.

A standout player on the first Vikings team in 1961, Reichow has worked over four decades with the team in a variety of personnel roles.

Reichow's eye for talent has played a key role in the success of the franchise and he has worked with all seven head coaches in Vikings history.

Reichow began in the Vikings front office in 1966 as Director of Player Personnel. He moved on to be Director of Football Operations in 1975 and Assistant General Manager, National Scouting in 1992. Reichow was a key contributor to the Vikings draft process throughout his career and the team developed a reputation for finding talent hidden in late rounds of the draft.

Originally joining the team in 1961 in a trade from Washington, Reichow played 1961-64 for the Vikings. He led the team in receiving in 1961 and '62, joined Hugh McElhenny in '61 as the first two Pro Bowlers in team history and his 11 TD catches '61 stood as the team record until Cris Carter broke it in 1995.

Reichow entered the NFL as a 4th-round pick in 1956 by Detroit, helping the Lions to the 1957 NFL title. Reichow was the 1955 Iowa Hawkeyes MVP. He left school as the school record holder in total offense and played in the Shrine Bowl and Senior Bowl as a senior. On the hardwood, Reichow helped the team to the Final Four in 1955.

A native of Decorah, IA, Reichow and his wife, Carolyn, have three children.



DAVE BLANDO

DIRECTOR OF FOOTBALL ADMINISTRATION

Director of Football Administration Dave Blando enters his eighth season with the Vikings organization in 2008 and brings experience at the franchise and League level to the Vikings. Since joining the Vikings in 2001, he has been able to improve the Vikings management of the salary cap and player contracts by implementing new technology and techniques.

Blando joined the Vikings after working as the Denver Broncos Director of Salary Cap from 1997-2000, where he was fortunate to be a part of two Super Bowl championship teams. Denver was one of the few teams that were positioned to stay competitive from a salary cap perspective following their back-to-back Super Bowl titles.

Blando works closely with Vice President of Football Administration Rob Brzezinski in managing the Vikings

salary cap and developing contract proposals and parameters. He also individually negotiates a number of the Vikings player contracts. He spends a significant amount of his time working on administrative functions within the personnel department. Blando has extensive experience using relational databases which benefit both the Vikings salary cap and player personnel departments.

Prior to his stint with the Broncos, Blando served as a consultant to the Miami Dolphins and spent three years in the League Office (Management Council) and nine years as a financial analyst with the Boeing Company in Seattle.

An additional benefit to working for the Vikings is that Blando was able to move closer to his hometown of Aberdeen, SD, where he was a graduate of Northern State University in 1984. He is single and resides in Edina.



KIMBERLY FIELDS

DIRECTOR OF CIVIC AND BUSINESS AFFAIRS

Entering her second season with the Vikings, Kimberly Fields brings a strong background from the NFL's headquarters to the team as Director of Civic and Business Affairs. Fields will work on civic, business and ownership initiatives for the Vikings and provide support for all departments in the organization on civic and business affairs.

Fields comes to Minnesota after spending six years at the NFL, most recently as the Manager of Events Business Development. Fields was responsible for enhancing opportunities for local women and minority-owned businesses to participate in the production of the Super Bowl and the Pro Bowl. Fields oversaw the sanctioned event process and assisted with the management of the Super Bowl bid process and the special events' strategic plan.

Prior to working in the Events department, Fields was the Manager of Career Transition Programs within the Player and Employee Development Department. In that role, she was responsible for providing assistance to NFL players in all aspects of continuing education, degree completion, graduate school preparation, life skills program

and personal development through career counseling.

Prior to joining the NFL offices, Fields served as Community Relations/Fan Development Coordinator for the WNBA. Her first exposure to the sports field came as an intern at the Women's Sports Foundation in Long Island, NY, and followed that with an internship with the NFL Player and Employee Development Department.

Fields earned bachelor's and master's degrees in systems engineering at the University of Virginia where she competed in track and field for the Cavaliers. Fields began her professional career as a technical marketing representative at IBM before returning to UVA to earn her graduate degree and gained exposure to academic counseling as an intern with the Department of Athletics and the Dean of Students office.

A native of Richmond, VA, Fields attended Lee-Davis High School.



BOB HAGAN
DIRECTOR OF PUBLIC RELATIONS

Entering his 18th season with the Vikings and his 11th as Director of Public Relations, Bob Hagan is responsible for coordinating print and electronic media coverage of the Vikings as well as overseeing the publication of the official team guide, yearbook and game programs and publicity of the team.

Hagan began with the Vikings as an intern in public relations for the 1991 season and was named Director of Public Relations in 1998. A 1990 graduate of Iowa State University with a bachelor's degree in mass communications, Hagan was an intern in 1989-90 for KARE-TV in the Twin Cities.

In 1991 Hagan served as an intern in the Vikings public relations office under Director Merrill Swanson. In 1992 he was hired full time and served as an assistant under Swanson and then Dave Pelletier until his promotion to Director of Public Relations prior to the 1998 season.

Following the 1998 and 2000 seasons, Hagan accompanied the Vikings staff and helped the NFL with PR efforts at the Pro Bowl. Recently, Hagan has worked with the NFL public relations staff at the past six Super Bowls. In 2007 Hagan participated in the NFL-Stanford Program for Managers at the Stanford Graduate School of Business, a program developed by the NFL to promote growth of leaders within the League.

A native of the Twin Cities, Hagan is a 1986 graduate of Wayzata High School. Hagan and wife Val reside in Plymouth, with children Matt, Carley and Brad.



LUTHER HIPPE
DIRECTOR OF OPERATIONS-TEAM TRAVEL

Luther Hippe enters his third season as Director of Operations-Team Travel in 2008. Hippe is responsible for all aspects of team travel and transportation while serving as the point person for offseason travel, including bringing in players during the free agency visit process.

Hippe is one of the Vikings' longest-tenured employees and got his first exposure to the team as a training camp intern in 1993. He returned to the team as a season-long intern in 1994 and was hired to the staff in the spring of 1995 as an assistant in the team operations and personnel departments. After a season in a shared capacity, Hippe turned his focus to operations.

Hippe spent his graduate school days at Mankato State University working as a grad assistant for the Mavericks basketball team and as a grad assistant in the athletic department before earning his master's degree in sports management in 1994. It was while on the campus of MSU that Hippe developed a working relationship with the

Vikings that would later evolve into a career.

During his undergraduate school at Sioux Falls College in his hometown of Sioux Falls, SD, Hippe was a four-year letterwinner in basketball. He earned his bachelor's in mass communications from the school in 1987. Hippe is a graduate of Sioux Falls Washington High.

Hippe has been active with the Big Brothers/Big Sisters program in the Twin Cities and other charitable endeavors in his hometown. Hippe and wife, Emily, reside in Chanhausen.



PHIL HUEBNER

DIRECTOR OF TICKETING AND HOSPITALITY

Phil Huebner enters his 11th season with the Vikings as the Director of Ticketing and Hospitality in 2008.

Since October 1998, Huebner has overseen and revamped the successful Vikings Ticket Sales and Operations Departments, which are responsible for customer service and the sale of season, group and individual tickets along with hospitality packages. In 1999 season ticket sales were capped at 60,000, an increase of 17,000 from the 1998 season, and a waiting list was started. Entering the 2008 season the Minnesota Vikings have sold out 104 consecutive pre-season, regular season and playoff games. The three largest home crowds in team history have been during Huebner's tenure, including the team-

record 64,482 fans who watched the Vikings battle Green Bay on 11/2/03. The Vikings have topped the 500,000 mark for home attendance in each of the past 10 seasons, setting the franchise record at 513,437 in 2003.

Huebner joined the team in 1998 after 12 years with the Minnesota Twins. While at the Minnesota Twins, Huebner worked in various sales positions with the final two years as the Director of Sales.

A 1986 graduate of the University of Wisconsin-Stevens Point, Huebner has a bachelor's degree in political science.

Huebner and wife, Debbie, have two children, Rebecca and Bret, and reside in Andover.



DANNON HULSKOTTER

DIRECTOR OF MARKETING AND BUSINESS DEVELOPMENT

The 2008 season will be Dannon Hulskotter's eighth with the Vikings. Hulskotter and the Marketing & Partnerships Department are responsible for bringing a greater level of service to the team's corporate partners, including responsibilities in corporate hospitality/travel, in-stadium and out-of-stadium promotions, corporate special events, as well as many other corporate partnership elements. Hulskotter is also responsible for managing the team's branding, marketing, promotions, game entertainment/production and internet initiatives.

Hulskotter acts as the main liaison with the team's flagship radio station, network radio affiliates, and local ancillary pre-season TV partner programming.

Prior to joining the Minnesota Vikings, he worked with Pacers Sports & Entertainment in Indianapolis from 1999-2001 and CAVS/Gund Arena Company in Cleveland from 1994-99. A graduate of the University of Iowa with a degree in sports management, Hulskotter and wife, Amy, have two sons, Jack and Alex, and reside in Shakopee.



KIM KLAWITER

DIRECTOR OF SECURITY

Entering his 3rd season as the Vikings' Director of Security in 2008, Kim Klawiter has worked with the team in game day and special events security since 2001.

Klawiter has a broad background in law enforcement and in the military, experience that benefits the organization as he has responsibility for the security of the Vikings owners, players and staff and the team headquarters at Winter Park. Klawiter coordinates with the Minneapolis

Police Department for security at the Metrodome during Vikings home games.

A 24-year veteran of the Minnesota State Patrol, Klawiter retired as a lieutenant. He spent 15 years coordinating VIP visits to the state and was responsible for the State Patrol's highly-trained Special Response Team. Klawiter escorted Mikhail Gorbachev on his visit to the state and has provided security to the past three U.S.

Presidents and other prominent public figures.

Klawiter was drafted into the U.S. Army in 1968 and served as a platoon sergeant in Vietnam where he earned the Bronze Star for heroism among other honors. He spent 14 total years in the military between active duty, National Guard and Army Reserve. After his return from active duty, Klawiter returned to school at the University of Minnesota, majoring in sociology.

Klawiter serves as President of the Law Enforcement Memorial Association, an organization that supports the families of officers who have died in the line of duty.

A native of White Bear Lake, MN, Klawiter resides in Arden Hills with his wife, Kathy. The couple has two children, Kelly and Kyle, and three grandchildren, Hunter, Tanner and Alyssa Marie.



CHAD LUNDEEN

DIRECTOR OF OPERATIONS-STADIUM AND TEAM LOGISTICS

The 2008 season will mark Chad Lundeen's third in his current role as Director of Operations-Stadium and Team Logistics. Lundeen will serve as the Vikings' point person for training camp, home games at the Metrodome and for the logistics of off-season mini-camps.

Lundeen has been associated with the team since 1998 when he did an internship with the club and was hired full time in 2000 with duties in Operations and Community Relations. In recent years Lundeen has handled the Vikings' training camp efforts at Minnesota State University, Mankato.

Already familiar with the Mankato scene, Lundeen was a natural fit. He earned a bachelor's degree in business administration from MSU and exemplified the model of the student-athlete. A four-year competitor on the Maverick hockey team, Lundeen was a summa cum laude graduate

and a recipient of MSU's prestigious Preska Scholarship, presented annually to a top student who is involved actively in campus life. Lundeen earned the Team Leadership Award for his efforts in hockey as a junior. Lundeen continued his education at MSU as a graduate assistant in the athletics department and earned his master's degree in sports management.

A 1993 graduate of Little Falls (MN) High, Lundeen and wife, Lindsay, reside in Chaska. His uncle, Dwight Lundeen, is one of the most successful high school football coaches in state history at Becker High.



BRAD MADSON

EXECUTIVE DIRECTOR OF COMMUNITY RELATIONS/YOUTH FOOTBALL

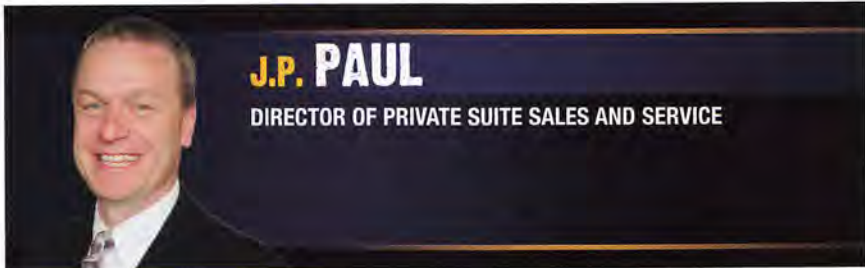
Brad Madson first joined the Vikings staff in 1992 and enters his 13th season heading up community relations and expanding the club's youth football initiatives.

In his tenure, Madson has developed the Vikings community relations into one of the NFL's strongest. In 1999 Cris Carter became the first player in Vikings history to win the prestigious Walter Payton Award as the NFL's Man of the Year.

The Vikings have implemented Community Tuesday as a concept that has been adopted League-wide. Community Tuesdays have Vikings players active in community events at local schools, hospitals, recreation centers and other nonprofit organizations on their only day off of the week during the season. Locally, Madson supports United Way, NFL Alumni Association, and the Page Education Foundation. Madson serves on the Board of Directors for Minnesota DARE, University of Minnesota School of Journalism Alumni Board, African American Adoption Agency Board of Directors, Minneapolis Park

Board Youth Sports Work Team, Profound Sports Tri Team Board of Directors and Salvation Army Harbor Light Center Advisory Council. Through NFL Charities, LISC (Local Initiatives Support Corporation) and the Minneapolis and St. Paul Park and Recreation Boards, Madson has helped lead the \$600,000 refurbishing of North Commons Park and Parade Stadium in Minneapolis along with Griffin Stadium and Jimmy Lee Center in St. Paul.

Madson joined the Vikings in 1992 and worked with the team's suite and ticket sales efforts until 1996 when he took over Community Relations duties. A graduate of the University of Minnesota in journalism, Madson worked in television sports as an anchor and reporter prior to joining the Vikings. Madson was a member of the Golden Gophers' Big 10 champion tennis team during his college career. Madson is single and resides in Minneapolis.



J.P. PAUL

DIRECTOR OF PRIVATE SUITE SALES AND SERVICE

The 2008 season will be J.P. Paul's 6th season with the Vikings organization and his 4th season as the team's Director of Private Suites Sales and Service.

As part of his responsibilities, Paul oversees all sales and operational aspects of the Metrodome's Private Suites not only for Vikings games, but for Minnesota Twins and University of Minnesota football games as well. Paul also acts as the Vikings Suite liaison with Aramark and Centerplate, which provide catering services and merchandise fulfillment, respectively, for the Private Suites. Under Paul's leadership, the Vikings also introduced the Samsung Legends Club and TicketExchange Touchdown Club. These exclusive Premium Seating areas were the first of their kind in the Metrodome's history.

With sales and customer service experience in the medical and telecommunications industries, Paul most

recently developed and managed the premium seating program for a Chicagoland sports arena development company prior to joining the Vikings. A member of the Association of Luxury Suite Directors, he also served as the NFL's 2007 Premium Seating Committee Chairman and is a member of the Downtown Minneapolis Rotary. A lifelong sports fan and participant, he played Division I collegiate baseball at Miami University in Oxford, Ohio, where he graduated with a bachelor's degree in marketing.

J.P. and his wife, Megan, reside in Chaska with their three sons, Ryan, Matthew and Nicholas.



LES PICO

EXECUTIVE DIRECTOR OF PLAYER DEVELOPMENT/LEGAL

Entering his 4th season with the Vikings but his 11th associated with the National Football League, Les Pico serves the Vikings as Executive Director of Player Development/Legal.

Pico is responsible for heading the Vikings efforts in player-related programs, including continuing education, family assistance and career internships. Other areas of Pico's expertise will include joining players at the annual Rookie Symposium, serving as a team liaison between the NCAA and the team and legal issues that arise concerning players, coaches and staff. In 2006 Pico helped implement a Vikings "mini-symposium" to assist rookies in their transition to life in the NFL and he lends his expertise to the team during the NFL Combine and during the free agency period.

Pico joins the Vikings after four seasons with the Kansas City Chiefs where he worked as Player Development Coordinator/Legal. The Chiefs have a reputation league-wide for their dedication to player programs and working to develop the off-the-field aspects of players lives.

Pico's background professionally with athletics extends to his tenure with NFL Security from 1998-2000 and with the NCAA from 1991-98 working as an enforcement representative where he investigated possible infractions at member institutions.

A native of Mesa, AZ, Pico graduated from Westwood High before attending Scottsdale Community College where he was a decorated QB and engineered the nationally-ranked SCC offense while earning team MVP honors. Following his two seasons at SCC, Pico went on a two-year LDS mission in the Midwest and then became involved in private business. He returned to complete his bachelor's degree at Arizona State University in criminal justice. Pico was a Cum Laude graduate with a bachelor's in criminal justice from ASU in 1987 and went on to law school at Washburn University in Kansas. During law school Pico worked as an assistant coach with the football team and was Vice President of the Hispanic American Law Student Association on campus before earning his Juris Doctorate in 1991.

Pico and his wife, Rita, have four children.



MIKE SLATES
 DIRECTOR OF CORPORATE SALES

Mike Slates begins his 9th season with the Vikings in 2008 as Director of Corporate Sales. Slates is responsible for overseeing all aspects of corporate sponsorship revenue, including media, signage, print, internet, promotional and special event sales. Under his leadership and with the addition of radio and television broadcast rights, the group has totaled record-setting revenues each year.

Prior to joining the Vikings, Slates was a Corporate Sales Consultant for the NBA's Cleveland Cavaliers. From 1998-2000, he was Director of Corporate Sales for the

Columbus Crew of Major League Soccer. During that time the Crew opened the nation's first professional soccer-specific stadium and corporate sales posted dramatic increases in revenue. Slates also worked for the ECHL's Columbus Chill for a year and Boilers, Inc., a subsidiary of Purdue University, for 4 years.

Slates, who earned his bachelor's degree in sports management at Bowling Green State University, has a daughter, Rachel, and a son, Noah. Slates resides in Prior Lake.



NICK TIGHE
 FACILITIES DIRECTOR

Nick Tighe oversees the facilities at the Vikings' Winter Park headquarters. His day-to-day responsibilities include maintenance and supervision of the physical plant and overall upkeep and enhancement of the facilities.

Tighe came to the Vikings after working for Pipestone County, MN as Buildings and Grounds Supervisor.

Tighe has a degree in supervisory management from Anoka Technical College and a bachelor's degree in human resources from Concordia College in St. Paul.

A native of St. Michael, MN and graduate of St. Michael-Albertville High School, Tighe and his wife, Kristy, and daughters Annabell and Olivia, reside in St. Michael.



FRED ZAMBERLETTI
 SENIOR CONSULTANT-TEAM HISTORIAN

Fred Zamberletti enters 2008 with a long and storied history with the franchise and a remarkable streak intact—Zamberletti has not missed a game in the 48-year history of the Vikings, working 968 consecutive contests. The streak includes all preseason, regular season and post-season games in club history.

Zamberletti has earned the respect and trust of countless players and staff during his tenure with the Vikings. In his time with the team Zamberletti has been a friend, brother, father figure and mentor to countless players, coaches and co-workers. When the team held Fred Zamberletti Day on December 20, 1998 before kickoff of the Vikings-Jacksonville Jaguars game, over 100 Vikings alumni turned out to celebrate with him. To the media he's known as "Trainer for Life." Former head coach Bud Grant acknowledged him as the

"Cornerstone of the Vikings" and former General Manager Mike Lynn referred to Fred as "Mr. Viking." The players with respect and admiration refer to him as "The Man." To his friends and compatriots he is known as "The Voice of Reason." Zamberletti was the Head Trainer from 1961-98, Coordinator of Medical Services from 1999-2001 and currently Senior Consultant.

A successful entrepreneur and a man of deep religious beliefs, the 74-year-old Zamberletti was a 1st Lieutenant in the U.S. Infantry. Following his graduation from the University of Iowa he served as chief physical therapist at Hibbing General Hospital in 1959 and head athletic trainer at the University of Toledo in 1960 before joining the Vikings at the team's inception in 1961.

Zamberletti is a native of Melcher, IA, and in addition

to numerous professional awards he was inducted into the Minnesota Athletic Trainers Hall of Fame and was chosen Professional Athletic Trainer of the Year in 1986 by the Drackett Company of Cincinnati. He and the Vikings staff earned the 1996 NFL Athletic Training Staff of the Year. In 1999 he earned the Cain Fain Award at the NFL Physicians Sports Sciences Symposium and is an Honorary Fellow of the Minneapolis Sports Medicine Center.

Recognized by the governor as an Honorary Ambassador of the State of Minnesota, Zamberletti has also received Minneapolis' Honorary Citizen Award. The PFATS' senior member enjoys walking, bocce ball and cribbage.



VIKINGS STAFF




Jeff Anderson
Manager of Public Affairs



Amy Anthony
Events & Hospitality
Manager



Kent Bergsrud
Ticket Account Executive



Ron Brewer
Player Development
Assistant



Ryan Cardinal
Interactive Marketing
Coordinator



Eric Charlson
Facilities Assistant



Bobbe Daggett
Finance Assistant



Grant Davisson
Turf Manager



Anne Doepner
Football Administration/
Salary Cap



Peter Duggan
Corporate Sales Manager



Scott Erdahl
Events & Hospitality
Coordinator



Nathan Fix
Marketing Partnerships
Manager



Bud Grant
Consultant



Adam Groene
Assistant Equipment
Manager



Matt Guba
Marketing Partnerships
Coordinator



Travis Hamre
Ticket Account Executive-
Group Sales

VIKINGS STAFF



Bryan Harper
Senior Marketing Manager-
Broadcasting & Entertainment



Todd Hauck
Network Operations
Assistant



Tracy Hoefling
Executive Assistant



Trish Huizinga
Executive Assistant
to Owners



Lois Hyde
Office Administrator



Debra Jones
Marketing Manager-
Special Events



Evan Koch
Public Relations Assistant



Natalie Kolander
Corporate Sales Manager



Tami Krause
Cheerleader Coordinator



Lisa Larson
Human Resources
Manager



Pat Leopold
Vikings Children's Fund
Coordinator



Ryan Logan
Video Assistant



Sharon Lohmar
Ticket Sales
Representative



Jess Lowenberg
Graphic Design Specialist



Mike Manahan
Manager of Private Suite
Operations



Paul Martin
Operations Assistant



Jenny McCall
Corporate Sales Assistant



Gejl McKinney
Director of Food Service
Operations



Joe Mee
Manager of Ticket
Operations



Karl Miklas
Controller

VIKINGS STAFF



Marc Morgan
Senior Corporate Sales
Manager



Nikki Myers
Entertainment Marketing
Coordinator



Paul Nelson
Manager-Football
Information Systems



Jay Nelson
Multimedia Specialist



Todd Nielson
Coaching Administration



John Neppi
Ticket Sales Manager



Mary Nevers
Receptionist



Cheryl Nygaard
Information Technology
Manager



Chuck Pamperin
Ticket Sales
Representative



Chris Poitras
Corporate Sales Manager



Mary Redmond
Assistant to
Brad Childress



Steve Reed
Ticket Account Executive



Ren Rutkus
Executive Assistant to
Sales and Marketing



Nicole Santelman
Private Suite Sales
Manager



Alan Savage
Purchasing Agent



Ann Schumacher
Senior Accountant



Carla Smith
Payroll Supervisor/
Accountant



Jordan Struck
Videographer/Editor



Erin Swartz
Marketing Manager-
Branding & Promotions



Brett Taber
Marketing Coordinator

VIKINGS STAFF



Viktor
The Viking



Courtney Walter
Marketing Partnerships
Coordinator



Tom West
Assistant Director of
Public Relations



Kelly Wilske
Executive Assistant-
Player Personnel



Mike Wobschall
Vikings.com Writer



2008 VIKINGS CHEERLEADERS



To book an appearance by the Minnesota Vikings Cheerleaders or to get information on their many programs, including the Junior Cheerleaders and Senior Cheerleaders, visit vikings.com or contact the Cheer Coordinator at 952-828-6530. The ladies make appearances at corporate, charity, community and sponsor events throughout the year and travel in support of our troops serving overseas. Cheerleader merchandise can be found online at vikings.com and at local stores.





PLAYERS

VIKINGS MEDIA POLICY

Interview Requests: All interview requests for Minnesota Vikings players, coaches, executives or staff members should be directed to the Public Relations Department. Interviews to be conducted by phone must be arranged at least two days in advance and will be subject to availability. Head Coach Brad Childress will hold a press conference the day following games at Winter Park and will make a weekly conference call to speak with the opposing team's assembled media.



Open Locker Room Period: The Vikings' locker room is open to accredited media during the week at scheduled times. Head Coach Brad Childress will address assembled media on Wednesday of a regular game week at Winter Park during this period. Television standups and live shots are prohibited during press conferences. Vikings players will also be available to the media with the assistance of Public Relations staffers of the Vikings. Players and coaches are not available for interviews on Tuesdays, the day before a game or on game day until after the game.

Practice Regulations: The Vikings practices at Winter Park on Wednesday, Thursday and Friday are open for the first half-hour to accredited media. Practices are open for filming during the first half-hour.



Game Credentials: Credential requests are honored for accredited media on specific assignments and must be made through the Vikings' Public Relations Department. Credentials will not be issued to writers or photographers working on a free-lance basis unless the request is made by a recognized publication or news organization. Season-long credentials are issued in July; game-by-game credentials must be requested at least one week prior to each home game. Game day credentials may be picked up at Media Will Call at Gate D at the Metrodome starting three hours before kickoff. All credential requests must be submitted via email to Bob Hagan (haganb@vikings.nfl.net) or Jeff Anderson (andersonj@vikings.nfl.net) or by fax, (952) 828-6540.

Press Releases: The Vikings' weekly press release may be obtained from the team or on the Internet at www.vikings.com and nflmedia.com. The team's weekly injury report, which is first released on Wednesday and updated on Thursday, can also be acquired the same way.

Still Photography: Still photography is not allowed in the locker room at Winter Park or Metrodome at any time.

Media Contacts: Media requests can be submitted to the Vikings Public Relations staff: Bob Hagan, Director of Public Relations (haganb@vikings.nfl.net); Tom West, Assistant Director of Public Relations (westt@vikings.nfl.net) or Jeff Anderson, Manager of Public Affairs (andersonj@vikings.nfl.net). The general office phone is 952-828-6500.





JARED ALLEN DE / #69

HEIGHT 6-6 WEIGHT 270

DOB 4-3-82

COLLEGE IDAHO STATE

ACQUIRED T (KC) FOR 2008

NFL 5TH YEAR

VIKINGS 1ST YEAR

GAMES/STARTS (regular season, playoffs) 2004 (15/10-KC), 2005 (16/15-KC), 2006 (16/16, 1/1-KC) 2007 (14/14). **Total-** 61/55, 1/1 (61/55, 1/1-KC).

- Joined Vikings in trade with Kansas City days before the 2008 NFL Draft.
- Was 2007 NFL sack king with 15.5 en route to his 1st **Pro Bowl** and 1st-Team **All-Pro** honors.
- Gives the 2008 Vikings defense 4 Pro Bowlers from the 2007 squad with 3 across the line joining Kevin Williams, Pat Williams and Darren Sharper.

OFF THE FIELD Majored in mass communications at ISU...An avid outdoorsman who has hunted red stags in New Zealand, bear in Idaho and wild boar in Texas... Active with Juvenile Diabetes Foundation during his career...Father, Ron, was a football standout at Jamestown (ND) College who went to training camp with the Vikings and played in the USFL...Older brother played football at Jamestown and has a younger brother playing at Idaho State...Shares same alma mater, Idaho State, as Adrian Peterson's father, Nelson, a basketball player for the Bengals...Incorporated mixed martial arts into his off-season conditioning...Visted Moorhead, MN area as part of the 2008 Vikings You Made The Team community tour in June.

PRO The 2007 NFL leader in sacks with 15.5...Ranks 2nd in the NFL since 2004 with 43.0 sacks, trailing only Jason Taylor...Named 1st-Team **All-Pro** and earned starting job for the AFC in the **Pro Bowl** at DE in 2007, his 1st time with either honor...Acquired by the Vikings via trade with Kansas City on 4/23/08, sending the Vikings 1st-round pick (#17) and both 3rd-round picks (#73, #82) along with swapping 6th-round picks (#182 for #187) with the Chiefs...His 15.5 sacks in 2007 are the 2nd-best single-season performance in Kansas City history behind Derrick Thomas' 20.0 in 1990...Ranks 6th in Chiefs history with 43.0 career sacks...Had career-best 3.0 sacks and recovered 2 fumbles of Redskins QB Mark Brunell en route to **AFC Defensive Player of the Week** vs. Washington (10/16/05)...Set Chiefs record and led NFL with 6 fumble recoveries in 2006...Scored a pair of TDs on goal-line receptions in 2007, hauling in a 2-yard pass vs. San Diego



(12/2/07) and a 1-yarder at Detroit (12/23/07)...Has 13 career multi-sack games...Has filled in as a long snapper for the Chiefs and excelled at the job in college...Entered the NFL as a 4th-round pick (#126) by Chiefs in 2004...Was the 12th DE drafted in 2004.

HONORS 2007 1st-Team Associated Press All-Pro...2007 Pro Bowl...AFC Defensive Player of the Month in October 2007...AFC Defensive Player of the Week vs. Washington (10/16/05)...2006 USA Today All-Joe Team...2004 *Pro Football Weekly* All-Rookie Team.

2007 Erupted on the NFL with 15.5 sacks in 14 games to lead the League...Tabbed as an Associated Press 1st-Team **All-Pro** and named an AFC starter in the **Pro Bowl**...Became 1st Chiefs DE in the Pro Bowl since Neil Smith in 1995...His 15.5 sacks to lead the NFL made him the 1st Chief to lead the NFL in sacks since Derrick Thomas in 1990 with 20.0...Won the Derrick Thomas Award as Chiefs MVP, the 1st defender to earn the honor since Marcus Patton in 1999...Caught 2 TD passes in goal-line situations in the final month of the season and blocked a 49-yard FG attempt by Colts K Adam Vinatieri at Indianapolis (11/18)...Began the season on the NFL's Reserve/Suspended List for 2 games...First game back on the field was vs. Minnesota (9/23) where he had 2.0 sacks of QB Kelly Holcomb and forced a fumble on RB Adrian

Ride 'Em Cowboy

Jared Allen led the NFL in sacks in 2007 with a career-best 15.5. His total came in only 14 games and earned him an AFC starters job in the Pro Bowl and 1st-Team All-Pro honors.

2007 NFL SACKS

PLAYER, TEAM	SACKS
Jared Allen, Kansas City	15.5
Patrick Kerney, Seattle	14.5
Mario Williams, Houston	14.0
DeMarcus Ware, Dallas	14.0



Defensive Dynamo

Jared Allen ranks 2nd only to veteran pass rusher Jason Taylor for the NFL lead in sacks in the past 4 seasons. Allen's ability to create havoc is also shown by his 13 forced fumbles and 8 recoveries since entering the League.

NFL SACKS 2004-2007

PLAYER	SACKS
Jason Taylor	46.0
Jared Allen	43.0

NFL FUMBLE RECOVERIES 2004-2007

PLAYER	FRs
Jason Taylor	10
Dewayne White	9
Jared Allen	8
Kevin Williams	8
Rahem Brock	8
Will Demps	8
Kalima Edwards	8
Adewale Ogunleye	8
Osi Umenyiora	8

NFL FORCED FUMBLES 2004-2007

PLAYER	FFs
Robert Mathis	21
Jason Taylor	20
Dwight Freenev	18
John Abraham	17
Aaron Schobel	15
Jared Allen	13
Nate Clements	13
Leonard Little	13
Will Smith	13
Osi Umenyiora	13

Peterson along with 9 tackles...Named **AFC Defensive Player of the Month** for October...Had 7 multi-sack games during the season.

2006 Started all 16 games and the AFC Wild Card play-off game at Indianapolis (1/6/07)...Led NFL with 6 fumble recoveries and had 24 yards on returns...Named to *USA*

*Today All-Joe Team...*Notched 1st career INT off Seneca Wallace vs. Seattle (10/29)...Ranked 5th on team with 75 tackles and led team with 8.0 tackles for loss...Had 7.5 sacks.

2005 Led team with 11.0 sacks and led Chiefs linemen with 76 tackles...Had team-high 54 QB hurries...Led team with 7 forced fumbles, the 2nd-best single-season total in Chiefs history...Posted career-best 3.0 sacks and recovered 2 fumbles vs. Washington (10/16), en route to **AFC Defensive Player of the Week** honors...Had career-best 10 tackles at Denver (9/26)...Took over long-snapping chores in the 2nd half in place of injured TE Kendall Gammon at Houston (11/20).

2004 Made an immediate impact as a 4th-round choice for the Chiefs, starting 10 games at RDE and earning **All-Rookie** honors from *Pro Football Weekly*...Earned KC's Mack Lee Hill Award as the top rookie on the team...Led NFL rookies with 9.0 sacks and led the team...His 9.0 sacks is the 2nd-highest rookie total in Chiefs history behind 10.0 by Thomas in 1989...Played in 1st career game as a backup and on special teams at Denver (9/12)...Posted 1st career sack vs. Houston (9/26) when he caught David Carr.

COLLEGE Named Buck Buchanan Award winner as a senior at Idaho State, recognizing the top defensive player in Division I-AA football...Was an All-America selection as a senior and named Big Sky Conference Defensive Player of the Year and team MVP...Named 2nd-Team All-America as a junior and earned All-Big Sky honors...Tabbed as All-Big Sky as a sophomore.

PREP Transferred to Los Gatos High for his senior year after spending 3 years at Live Oak High in Morgan Hill, CA...Played in California/Texas All-Star Game.



Jared Allen and his new defensive linemates- Pat Williams, Kevin Williams and Ray Edwards- were introduced to fans at the 2008 Vikings Draft Party held at the Winter Park fieldhouse.

ALLEN'S NFL TOTALS

Year	GP/GS	Tackles								
		Solo	Asst.	Total	Sacks	INTs	PBU	TFL	QBH	FF/FR
2004 (KC)	15/10	26	13	39	9.0	0	0	--	27	0/0
2005 (KC)	16/15	49	27	76	11.0	0	7	--	54	7/2
2006 (KC)	16/16	64	11	75	7.5	1 (3)	8	--	16	3/6
<i>Playoffs</i>	1/1	6	2	8	0.0	0	0	--	1	0/0
2007 (KC)	14/14	62	5	67	15.5	0	11	--	18	3/0
Totals	61/55	201	56	257	43.0	1 (3)	26	--	115	13/8
<i>Playoffs</i>	1/1	6	2	8	0.0	0	0	--	1	0/0

SINGLE-GAME CAREER HIGHS

Tackles 10 . . @ Denver, 9/26/05
 Sacks 3.0 .vs. Washington, 10/16/05
 INTs 1 .vs. Seattle, 10/29/06
 Forced Fumbles 2 .vs. Washington, 10/16/05
 Fumble Recoveries 2 .vs. Washington, 10/16/05; @ Oakland, 12/23/06
 Blocked FG 1 . . @ Indianapolis, 11/18/07
 QB Hurries 8 .vs. Oakland, 11/16/05

ALLEN'S INTERCEPTION

GAME	QB	INTs
vs. Seattle, 10/29/06	Seneca Wallace	1 (3)
Total		1 (3)

@ Arizona, 10/8/06	Matt Leinart	1.0
@ San Diego, 10/22/06	Phillip Rivers	1.0
@ St. Louis, 11/5/06	Marc Bulger	2.0
@ Miami, 11/12/06	Joey Harrington	1.0
vs. Denver, 11/23/06	Jake Plummer	0.5
@ Oakland, 12/23/06	Andrew Walter	1.0
vs. Minnesota, 9/23/07	Kelly Holcomb	2.0
vs. Jacksonville, 10/7/07	David Garrard	1.5
vs. Cincinnati, 10/14/07	Carson Palmer	2.5
@ Oakland, 10/21/07	Daunte Culpepper	2.0
vs. Green Bay, 11/4/07	Brett Favre	0.5
vs. Denver, 11/11/07	Jay Cutler	1.0
vs. San Diego, 12/2/07	Phillip Rivers	2.0
@ Detroit, 12/23/07	Jon Kitna	2.0
@ NY Jets, 12/30/07	Kellen Clemens	2.0
Total		43.0

ALLEN'S SACKS

GAME	QB	SACKS
vs. Houston, 9/26/04	David Carr	1.0
@ Jacksonville, 10/17/04	Byron Leftwich	1.0
vs. Atlanta, 10/24/04	Michael Vick	2.0
vs. New England, 11/22/04	Tom Brady	1.0
vs. Oakland, 12/5/04	Kerry Collins	2.0
@ Tennessee, 12/13/04	Billy Volek	1.0
vs. Oakland, 12/25/04	Kerry Collins	1.0
vs. NY Jets, 9/11/05	Chad Pennington	1.0
vs. Philadelphia, 10/2/05	Donovan McNabb	1.0
vs. Washington, 10/16/05	Mark Brunell	3.0
@ Buffalo, 11/13/05	Kelly Holcomb	1.0
vs. New England, 11/27/05	Tom Brady	1.0
@ Dallas, 12/11/05	Drew Bledsoe	2.0
vs. San Diego, 12/24/05	Drew Brees	1.0
vs. Cincinnati, 9/10/06	Carson Palmer	1.0

ALLEN'S TOUCHDOWNS

GAME	PLAY
vs. San Diego, 12/2/07	2 pass from D. Huard
@ Detroit, 12/23/07	1 pass from D. Huard
Total	2



Jared Allen joined teammates in June 2008 at the annual Playground Build, giving the students at Seed Academy and Harvest Prep school in Minneapolis new equipment and amenities.



KENDERICK ALLEN DT / #71

HEIGHT 6-5 **WEIGHT** 328 **ACQUIRED** FA FOR 2008
DOB 9-14-78 **NFL 5TH YEAR**
COLLEGE LOUISIANA STATE **VIKINGS 1ST YEAR**

GAMES/STARTS (regular season, playoffs) 2003 (10/1-NO), 2004 (5/2-NYG), 2005 (14/0, 1/0-NYG), 2006 (2/0-GB). **Total**- 31/3, 1/0 (10/1-NO, 19/2-NYG, 2/0-GB).

- Veteran lineman who has experience with 3 NFL teams.
- Entered NFL as a rookie free agent with New Orleans in 2003 and started once for Saints that season.

OFF THE FIELD Has hosted football camps in his hometown of Bogalusa, LA, during his NFL career...Majored in kinesiology at LSU...Active with youth education initiatives...Coached little league baseball in Houston area during offseason...Co-owner of a chicken wing restaurant, Na'Bogus, in his hometown of Bogalusa...Has a son, Nicobe.

PRO Joined Vikings during 2008 offseason to compete for depth behind Pro Bowlers Kevin Williams and Pat Williams...Physical force at DT who has starting experience in the NFL with 2 teams...Did not play during 2007 season after going to training camp with Cincinnati...Last game action came with Green Bay in 2006...Battled his way up the ranks in the NFL, entering the League as a rookie free agent in 2003 and began season on practice squad before being called to regular roster and eventually starting a game...Played in career-high 14 games and posted 2.0 sacks in 2005 with NY Giants...Notched 1st career sack vs. Philadelphia (11/28/04) when he caught Donovan McNabb...Teammates in New York with Vikings TE Visanthe Shiancoe.

2006 Played in 2 of opening 3 games of season for Packers before foot injury landed him on injured reserve (10/2)...Played in season opener vs. Chicago (9/10) and at Detroit (9/24).

2005 Saw action in 14 games and the Wild Card playoff contest vs. Carolina (1/8/06)...Had most productive sea-

son of his career with a pair of sacks and fumble recoveries...Helped Giants go 11-5 and win NFC East...Had key play in game at Philadelphia (12/11), grabbing a fumble by Eagles QB Mike McMahon after a Justin Tuck sack and forced a fumble in OT that set up a 36-yard Jay Feely game-winning FG in the 26-23 OT victory...Had fumble recoveries off opposing QBs in consecutive weeks vs. Dallas (12/4) when he grabbed a miscue by Drew Bledsoe forced by Osi Umenyiora and at Philadelphia (12/11)- both games were wins for the Giants...Posted sacks vs. Washington (10/30) and vs. Kansas City (12/17).

2004 Saw time in 5 games for Giants with 2 starts at LDT...Started season with New Orleans, going to camp with the Saints but acquired off waivers by New York on 9/6/04...Started at DT at Baltimore (12/12) and vs. Pittsburgh (12/18)...Had 1st career sack vs. Philadelphia (11/28) when he snared Donovan McNabb...Notched career-high 7 tackles at Baltimore (12/12).

2003 Fought his way onto the field as a rookie free agent with the Saints and started 1st career game vs. Tampa Bay (12/7)...Signed by New Orleans as undrafted rookie on 5/2...Went to training camp with Saints, released on 8/31 and signed to practice squad on 9/2...Moved from practice squad to regular roster on 10/4 and played in 1st career game the next day at Carolina (10/5)...Played in 10 of the final 12 games for the Saints.

COLLEGE Moved into starting lineup for the Tigers as a senior, opening 9 games at DT...Played DT and DE during college career...Played in 1998, 2000-02, missing the 1999 campaign as a medical redshirt.

PREP Earned 2nd-Team All-USA honors from *USA Today* as a senior at Bogalusa High in Bogalusa, LA.

ALLEN'S NFL TOTALS

Year	GP/GS	Tackles			Sacks	INTs	PBU	TFL	QBH	FF/FR
		Solo	Asst.	Total						
2003 (NO)	10/1	8	2	10	0	0	0	0	0	0/0
2004 (NYG)	5/2	17	3	20	1.0	0	0	0	0	0/0
2005 (NYG)	14/0	15	6	21	2.0	0	0	0	0	0/2
Playoffs	1/0	1	2	3	0.0	0	0	0	0	0/0
2006 (GB)	2/0	0	0	0	0.0	0	0	0	0	0/0
Totals	31/3	40	11	51	3.0	0	0	0	0	0/2
Playoffs	1/0	1	2	3	0.0	0	0	0	0	0/0

SINGLE-GAME CAREER HIGHS

Tackles 7 @ Baltimore, 12/12/04
 Sack..... 1.0 vs. Philadelphia, 11/28/04;
 1.0 vs. Washington, 10/30/05;
 1.0 vs. Kansas City, 12/17/05

Fumble Recoveries..... 1 vs. Dallas, 12/4/05; @ Philadelphia, 12/11/05

ALLEN'S SACKS	QB	SACKS
GAME		
vs. Philadelphia, 11/28/04	Donovan McNabb	1.0
vs. Washington, 10/30/05	Mark Brunell	1.0
vs. Kansas City, 12/17/05	Trent Green	1.0
TOTAL		3.0



RUFUS ALEXANDER LB / #57

HEIGHT 6-1 **WEIGHT** 232 **ACQUIRED** D6 (#176) FOR 2007
DOB 4-12-83 **NFL** 2ND YEAR
COLLEGE OKLAHOMA **VIKINGS** 2ND YEAR

GAMES/STARTS (regular season, playoffs) 2007 (1R).
Total 0/0.

- Teammates at OU with Vikings RB Adrian Peterson and DB Marcus Walker.

OFF THE FIELD Earned degree in spring 2007 from Oklahoma in sociology...Continues to hone his golf game, a hobby he picked up after college...Has a black lab named Tyson...Is the middle child of 3 boys in his family...Played high school football for his stepfather, David Barham, at Christin Life Academy in Baton Rouge.

PRO Battling his way back onto the field after missing rookie season with knee injury...Will compete for time among deep linebacking crew and on special teams...Part of successful Vikings 2007 draft class that made strong contributions in debut season...Selected by the Vikings in the 6th round (#176 overall) of the 2007 NFL Draft.

2007 Suffered knee injury in training camp and spent season on injured reserve, being placed on IR on 8/13.

COLLEGE Highly-decorated collegian at OU earned Big 12 Conference Defensive Player of the Year in 2006...Named 1st-Team All-America as a senior by AFCA...A 1st-Team All-Big 12 honoree as a junior and senior...Played on 2004 and 2006 Big 12 championship teams for Sooners...Helped OU square off against LSU in 2003 national championship game and played USC in 2004 for the title...Set OU bowl record with 17 tackles vs. Boise State in Fiesta Bowl.

PREP Standout in baseball and football at Christian Life Academy in Baton Rouge...Stepfather, David Barham, was high school football coach...Named 1st-Team All-State as a senior...Helped team to district titles in football as a junior and senior.



AUNDRAE ALLISON WR / #84

HEIGHT 6-0 **WEIGHT** 198 **ACQUIRED** D5 (#146) FOR 2007
DOB 6-25-84 **NFL** 2ND YEAR
COLLEGE EAST CAROLINA **VIKINGS** 2ND YEAR

GAMES/STARTS (regular season, playoffs) 2007 (11/0).
Total 11/0.

- Set Vikings record with the longest play in team history, a 104-yard kickoff return TD vs. Detroit (12/2/07).

- Established new Vikings record with a 28.7-yard kickoff return average and set team record with 3 kickoff returns of 60+ yards.

- Led the NFC in 2007 and ranked 3rd in the NFL with a 28.7 kickoff return average.

OFF THE FIELD Majored in communications at ECU...Earned associate's degree from Georgia Military...Aspires to a career as a writer with an interest in movie scripts...The youngest of 5 kids in his family.

PRO Carved out a role as a dynamic return man as a rookie in 2007 despite not handling return chores in college...Became the 1st WR drafted from ECU since 1998 and the 3rd-highest drafted WR in school history...Drafted in 5th round (#146) in 2007.

HONORS NFC Special Teams Player of the Week vs. Detroit, 12/2/07.

2007 Made his presence felt throughout his rookie season in the return game, setting team records for kickoff return average and the longest play in team histo-

ry...Rattled off a 104-yard kickoff return TD vs. Detroit (12/2) to score his 1st NFL TD and set a Vikings record for the longest play in team history...Led the NFC and ranked 2nd in the NFL in 2007 with a 28.7 average on kickoff returns, setting a new team record for return average...Was named **NFC Special Teams Player of the Week** for his performance vs. Detroit (12/2) and became

Allison Wonderland

Vikings WR Aundrae Allison took over the Vikings kickoff return duties as rookie in 2007 and worked wonders despite not being a featured return man in college. Allison set a team record with a 104-yard TD return and set a team record for kickoff return average in a season.

LONGEST PLAYS IN VIKINGS HISTORY

PLAYER, GAME	PLAY
Aundrae Allison, vs. Det., 12/2/07	104t KO return
Lance Rentzel, vs. Balt. 11/14/56	101t KO return
Eddie Payton, vs. Oak., 9/14/81	99t KO return

KICKOFF RETURN AVERAGES IN VIKINGS HISTORY

PLAYER, SEASON	AVERAGE
Aundrae Allison, 2007	28.7
John Gilliam, 1972	26.3
Lance Rentzel, 1965	26.3

the 1st Viking to earn the award for his return work since Moe Williams in 1999...Set Vikings kickoff return record with a 47.7 mark vs. Detroit (12/2)...Set Vikings record with 3 kickoff returns of 60+ yards- 104t vs. Detroit (12/2), 62 vs. San Diego (11/4) and 60 at Detroit (9/16)...Caught season-long pass, 35-yarder, vs. Detroit (12/2).

COLLEGE Burst onto the scene in 2005 at ECU after 2 seasons at Georgia Military College...Was a 1st-Team All-Conference USA honoree in 2005 and a 2nd-Team selection in 2006...Ended ECU career ranked 2nd in receptions with 145 and 3rd in career yards with 1,732 in only 2 seasons with the Pirates...Ranks 2nd and 3rd in ECU single-season receptions with 83 in 2005 and 62 in 2006...Holds ECU single-season yardage record with 1,024, the only Pirate to break the 1,000-yard plateau...Completed a pair of passes for 75 yards in his career, including a 34-yard TD in 2006...Caught a pass in 21 of his 22 career games.

PREP All-State honoree at A.L. Brown High School in Kannapolis, NC...Played in Shrine Bowl of the Carolinas as a senior...Did not play football until his junior year...Lettered 4 years in basketball.



ALLISON'S VIKINGS TOTALS

Year	GP/GS	RUSHING						RECEIVING					
		No.	Yds.	Avg.	Lg	TD	No.	Yds	Avg	LG	TD		
2007	11/0	2	3	1.5	3	0	8	122	15.3	36	0		
Total	11/0	2	3	1.5	3	0	8	122	15.3	36	0		

KICKOFF RETURNS

Year	No.	Yds	Avg.	Lg	TD
2007	20	574	28.7	104t	1

SINGLE-GAME CAREER HIGHS

- Receptions2 .vs. Detroit, 12/2/07; vs. Chicago, 12/17/07
- Receiving Yards52 .vs. Detroit, 12/2/07
- Long Catch35 .vs. Detroit, 12/2/07
- Rushing Attempts1 .vs. Chicago, 12/17/07; vs. Washington, 12/23/07
- Rushing Yards3 .vs. Washington, 12/23/07
- Long Rush3 .vs. Washington, 12/23/07
- Kickoff Returns5 .vs. Washington, 12/23/07
- Kickoff Return Yards .144 .vs. Detroit, 12/2/07
- Long Kickoff Return .104t .vs. Detroit, 12/2/07
- Kickoff Return TD1 .vs. Detroit, 12/2/07

ALLISON'S TOUCHDOWN

Game	Play
vs. Detroit, 12/2/07104t kickoff return

ALLISON'S CAREER GAME-BY-GAME

2007	Opponent	RUSHING						RECEIVING					
		Att.	Yards	Avg.	Long	TD	No.	Yards	Avg.	Long	TD		
9/9	Atlanta	0	0	0.0	0	0	1	11	11.0	11	0		
9/23	@ Kansas City	0	0	0.0	0	0	0	9	9.0	9	0		
11/11	@ Green Bay	0	0	0.0	0	0	1	4	4.0	4	0		
12/2Detroit	0	0	0.0	0	0	2	52	26.0	35	0		
12/9	@ San Francisco	0	0	0.0	0	0	1	14	14.0	14	0		
12/17Chicago	1	0	0.0	0	0	2	23	11.5	19	0		
12/23Washington	1	3	3.0	3	0	0	0	0.0	0	0		
12/30	@ Denver	0	0	0.0	0	0	1	9	9.0	9	0		
Total		2	3	1.5	3	0	8	122	15.3	35	0		

ALLISON'S LONG KICKOFF RETURNS

Game	Play
vs. Detroit, 12/2/07104t kickoff return
vs. San Diego, 11/4/0762 kickoff return
@ Detroit, 9/16/0760 kickoff return



BERNARD BERRIAN

WR / #87

HEIGHT 6-1 WEIGHT 185

ACQUIRED UFA (CHI) FOR 2008

DOB 12-27-80

NFL 5TH YEAR

COLLEGE FRESNO STATE

VIKINGS 1ST YEAR

GAMES/STARTS (regular season, playoffs) 2004 (16/1-Chi.), 2005 (11/2, 1/0-Chi.), 2006 (15/14, 3/3-Chi.), 2007 (16/15-Chi.). **Total:** 58/32, 4/3 (58/32, 4/3-Chi.).

- Vikings priority free agent signing in offseason, signed on 3/2/08 from NFC North rivals Chicago.
- Started Super Bowl XLI and had long TDs in each play-off game leading to the title game.
- Both parents are retired from the US Air Force.
- Teammates in Chicago with Vikings WR Bobby Wade and at Fresno State with Vikings CB Marcus McCauley.

OFF THE FIELD Majored in communications at Fresno State...Parents, Sallie and Joseph, are retired from the US Air Force where they were jet mechanics...Has a python named Roscoe...Brother, Chris, competed for a berth on US Olympic team as a sprinter...Brother, Tony, was an All-America track athlete at Arizona State, excelling in the 400m...Has a daughter, Jayden.

PRO One of the highest-regarded free agents in the NFL's 2008 class, signed by Vikings on 3/2/08 and targeted as a priority entering the free agency period...Had career-best 71 catches in 2007, beating his previous career-high by 20 receptions...Started 1st career game and caught 1st NFL pass against the Vikings at the Metrodome (9/26/04)...Is 1 of only 5 players in Bears history with a 100-yard receiving game in the playoffs when he had 105 vs. Seattle (1/14/07) in Divisional Playoff game en route to Super Bowl...Started 29 of the final 31 games he played in Chicago...Has 15 career TD catches, including playoffs, with 10 of those covering 30+ yards, and 6 of those are 40+ yarders...Caught TD passes in Chicago from Craig Krenzel, Rex Grossman, Brian Griese and his final TD as a Bear came on a halfback pass from Adrian Peterson...Chicago was 13-2 in games Berrian caught a TD pass...Has caught a pass in 25 straight games entering 2008...Caught 1st career TD on a 49-yard pass vs. San Francisco (10/31/04)...Teammates in Chicago with fellow WR Bobby Wade...Teammates at Fresno State with Vikings CB Marcus McCauley, hosting McCauley on his recruiting visit to campus...Originally entered the NFL as a 3rd-round pick by Chicago, #78 overall in 2004.

HONORS NFC Special Teams Player of the Week vs. Atlanta (12/18/05).

2007 Posted career-best 71 receptions and career-high 951 yards...Played in all 16 games and started career-high 15...Caught 9 passes, his career-high, at Seattle (11/18/07)...Led Bears in catches 10 times during the season and in receiving yards 8 times on the year...Ranked 13th in Bears single-season history with 951 yards...His 71 catches were the most by a Bear since 2002...Had 3rd career regular-season 100-yard game with 108 yards at Seattle (11/18/07)...Caught a pass in all 16 games...Had 75+ yards in 6 games on the season...Tied for team-high with 6 catches of 25+ yards.

Bernard Burns By

Bernard Berrian has shown the ability to make the big play over the past 2 seasons and has emerged as a reliable deep threat in that span. His average yards per catch are among the NFL's leaders.

2006 PLAYOFFS LONGEST RECEPTIONS

PLAYER	YARDS
Reggie Bush, New Orleans	.88t
Jerricho Cotchery, NY Jets	.77t
Donte Stallworth, Philadelphia	.75t
Bernard Berrian, Chicago	.68t

BERRIAN'S LONGEST RECEPTIONS

PLAYER	YARDS
vs. Seattle, 1/14/07*	.68t
vs. Buffalo, 10/8/06	.62
@ Oakland, 11/11/07	.59t
@ Green Bay, 12/25/05	.54

*playoffs

2006 Notched career-high 6 TD catches in regular season and added 2 more in playoffs...Started for Bears in Super Bowl XLI against Indianapolis, the 1st trip to the title game for the club since the 1985 team won Super Bowl XX with Vikings defensive coordinator Leslie Frazier starting at CB...Averaged career-high 15.2 yards per catch in regular season and upped that average to 16.3 during the playoffs...Notched regular-season career-high on a 62-yard catch vs. Buffalo (10/8/06) and posted a 68-yard TD in playoffs vs. Seattle (1/14/07) in Divisional Round game...Became only the 5th Bears player to have a 100-yard receiving game in the playoffs with 105 vs. Seattle (1/14/07)...Tied for team lead with 6 TD receptions during



regular season...Had 1st career 100-yard receiving games with 108 vs. Seattle (10/1/06) and followed it with 104 at New England (11/26/06).

2005 Led Bears with an 18.9 average on 13 catches...Led NFL in receiving average among players with 10+ catches...Ranked 3rd on team with 246 receiving yards...Saw 1st career playoff action vs. Carolina (1/15/06) in Divisional Round...Named **NFC Special Teams Player of the Week** for performance vs. Atlanta (12/18) for his punt-return prowess, including a 24-yard return...Had a career-best 37-yard rush.

2004 Saw time in all 16 games and started 1st career game at Minnesota (12/5/04), catching 1st career pass against the Vikings in the Metrodome...Caught 1st career TD, hauling in a 49-yard strike from fellow rookie QB Craig Krenzel vs. San Francisco (10/31/04)...Caught 2nd career TD on a 35-yard pass Krenzel the following week at NY Giants (11/7)...Caught a pass in 12 of the 16 games he played in...Saw 1st game action of career in season opener vs. Detroit (9/12)...Returned 17 kickoffs with a long of 41 to rank 2nd on the team...Was a 3rd-round pick by 1st-year head coach Lovie Smith.

COLLEGE Left Fresno State as one of the most dynamic players in school history...Named 1st-Team All-Western Athletic Conference as a redshirt senior and as a junior, while earning 2nd-team honors as a sophomore...Sideline for original senior year after suffering season-ending knee injury against Wisconsin in season opener...Named All-American by AFCA as a junior when

Berrian's Bear Essentials

During his tenure in Chicago, Bernard Berrian made an impact as a deep threat and in big games. His ability to stretch the defense was a key element to the Bears run to Super Bowl XLI against Indianapolis.

BEARS LONGEST PLAYOFF CATCHES

PLAYER, GAME	YARDS
Willie Gault, at Washington, 12/30/84	75t
Bernard Berrian, vs. Seattle, 1/14/07	68t
Carl Brumbaugh, vs. NY Giants, 12/17/33	67t

BEARS CAREER PLAYOFF RECEPTIONS

PLAYER	CATCHES
Walter Payton	22
Dennis McKinnon	20
Bernard Berrian	19

he caught 13 TD passes and set WAC record with 2,776 all-purpose yards...Set school record with 25 TD catches and was 2nd in FSU record book with 199 receptions...Set school record for punt returns (99), PR return yards (1,144) and PR TDs (3)...Established new school mark for all-purpose yards at 5,828...Set FSU mark for career kickoff returns (68), was 3rd in KR yards (1,571) and scored 1 TD.

PREP Standout at Atwater High in California...Helped team post a 13-1 mark as a senior and named Modesto Bee Player of the Year.

BERRIAN'S NFL TOTALS

Year	GP/GS	RECEIVING					RUSHING				
		No.	Yds.	Avg.	Lg	TD	No	Yds	Avg	Lg	TD
2004 (Chi)	16/1	15	225	15.0	49t	2	8	28	3.5	25	0
2005 (Chi)	11/2	13	246	18.9	54	0	2	31	15.5	37	0
Playoffs	1/0	5	68	13.6	17	0	0	0	0.0	0	0
2006 (Chi)	15/14	51	775	15.2	62	6	2	5	2.5	5	0
Playoffs	3/3	14	228	16.3	68t	2	0	0	0.0	0	0
2007 (Chi)	16/15	71	951	13.4	59t	5	0	0	0.0	0	0
Total	58/32	150	2,197	14.6	62	13	12	64	5.3	37	0
Playoffs	4/3	19	296	29.9	68t	2	0	0	0.0	0	0

KICKOFF RETURNS

Year	No.	Yds	Avg.	Lg	TD
2004	17	385	22.6	41	0
2005	0	0	0.0	0	0
2006	0	0	0.0	0	0
Total	17	385	22.6	41	0

PUNT RETURNS

Year	PR	FC	Yds	Avg	Lg	TD
2004	2	2	10	5.0	12	0
2005	8	3	69	8.6	24	0
2006	2	0	7	3.5	7	0
Total	12	5	86	7.2	24	0

SINGLE-GAME CAREER HIGHS

Receptions	.9	@ Seattle, 11/18/07
Receiving Yards	108	vs. Seattle, 10/1/06
Long Catch	62	vs. Buffalo, 10/1/06
TD Catch	1	13 times, last vs. New Orleans, 12/30/07
Rushing Attempts	2	vs. Minnesota, 11/5/04; vs. Houston, 12/19/04; vs. Atlanta, 12/18/05
Rushing Yards	31	vs. Atlanta, 12/18/05
Long Rush	37	vs. Atlanta, 12/18/05
Kickoff Returns	5	@ Minnesota, 9/26/04
Kickoff Return Yards	120	@ Minnesota, 9/26/04
Long Kickoff Return	41	@ Minnesota, 9/26/04
Punt Returns	3	@ Green Bay, 12/25/05
Punt Return Yards	30	@ Green Bay, 12/25/05
Long Punt Return	24	vs. Atlanta, 12/18/05

BERRIAN'S TOUCHDOWNS

Game	Play
vs. San Francisco, 10/31/04	.49 pass from C. Krenzel
@ NY Giants, 11/7/04	.35 pass from C. Krenzel
@ Green Bay, 9/10/06	.49 pass from R. Grossman
vs. Detroit, 9/17/06	.41 pass from R. Grossman
vs. Seattle, 10/1/06	.40 pass from R. Grossman
vs. Buffalo, 10/8/06	.8 pass from R. Grossman
@ St. Louis, 12/11/06	.34 pass from R. Grossman
@ Detroit, 12/24/06	.13 pass from R. Grossman
vs. Seattle, 1/4/07*	.68 pass from R. Grossman
vs. New Orleans, 1/21/07*	.33 pass from R. Grossman
vs. Minnesota, 10/14/07	.39 pass from B. Griese
@ Oakland, 11/11/07	.59 pass from R. Grossman
vs. Denver, 11/25/07	.3 pass from R. Grossman
@ Washington, 12/6/07	.17 pass from B. Griese
vs. New Orleans, 12/30/07	.9 pass from A. Peterson

*playoffs

BERRIAN'S 100-YARD GAMES

Game	Yards
vs. Seattle, 10/1/06	.108
@ New England, 11/26/06	.104
vs. Seattle, 1/14/07	.105
@ Seattle, 11/18/07	.102

*playoffs

BERRIAN'S TOUCHDOWN PASSERS (including playoffs)

QB	TDs
Rex Grossman	.10
Brian Hoyer	.2
Craig Krenzel	.2
Adrian Peterson	.1

BERRIAN'S CAREER GAME-BY-GAME *

2004	Opponent	No	RECEIVING			
			Yds	Avg.	Lg	TD
9/12	... Detroit	0	0	0.0	0	0
9/19	... @ Green Bay	0	0	0.0	0	0
9/26	... @ Minnesota	2	12	6.0	8	0
10/3	... Philadelphia	0	0	0.0	0	0
10/17	... Washington	1	6	6.0	6	0
10/24	... @ Tampa Bay	1	14	14.0	14	0
10/31	... San Francisco	1	49	49.0	49t	1
11/7	... @ NY Giants	1	35	35.0	35t	1
11/14	... @ Tennessee	1	8	8.0	8	0
11/21	... Indianapolis	1	17	17.0	17	0
11/25	... @ Dallas	1	3	3.0	3	0
12/5	... Minnesota*	0	0	0.0	0	0
12/12	... @ Jacksonville	2	46	23.0	38	0
12/19	... Houston	1	9	9.0	9	0
12/26	... @ Detroit	1	3	3.0	3	0
1/2/05	... Green Bay	2	23	11.5	17	0
Total	...	15	225	15.0	49t	2

2005	Opponent	No	Yds	Avg.	Lg	TD
9/18	... Detroit	0	0	0.0	0	0
9/25	... Cincinnati	0	0	0.0	0	0
10/9	... @ Cleveland	0	0	0.0	0	0
10/16	... Minnesota	0	0	0.0	0	0
10/23	... Baltimore	2	15	7.5	8	0
10/30	... @ Detroit	inactive				
11/6	... @ New Orleans	inactive				
11/13	... San Francisco	inactive				
11/20	... Carolina	inactive				
11/27	... @ Tampa Bay	0	0	0.0	0	0
12/4	... Green Bay*	3	59	19.7	34	0
12/11	... @ Pittsburgh	1	43	43.0	43	0
12/18	... Atlanta	2	20	10.0	12	0
12/25	... @ Green Bay	3	93	31.0	54	0
1/1/06	... @ Minnesota*	1	7	7.0	7	0
Total	...	13	246	18.9	54	0

PLAYOFFS

1/15/06	... Carolina	5	68	13.6	17	0
---------	--------------	---	----	------	----	---

RECEIVING

2006	Opponent	No	Yds	Avg.	Lg	TD
9/10	... @ Green Bay*	1	49	49.0	49t	1
9/17	... Detroit*	5	89	17.8	41t	1

9/24	... @ Minnesota*	6	70	11.7	21	0
10/1	... Seattle	3	108	36.0	46	1
10/8	... Buffalo*	4	97	24.3	62	1
10/16	... @ Arizona*	2	31	15.5	16	0
10/29	... San Francisco*	5	41	8.2	15	0
11/5	... Miami*	1	10	10.0	10	0
11/12	... @ NY Giants	inactive				
11/19	... @ NY Jets*	0	0	0.0	0	0
11/26	... @ New England*	5	104	20.8	47	0
12/3	... Minnesota*	4	21	5.3	10	0
12/11	... @ St. Louis*	3	62	20.7	34t	1
12/17	... Tampa Bay*	6	33	5.5	11	0
12/24	... @ Detroit*	5	43	8.6	13t	1
12/31	... Green Bay*	1	17	17.0	17	0
Total		51	775	15.2	62	6

PLAYOFFS

1/14/07	... Seattle*	5	105	21	68t	1
1/21/07	... New Orleans*	5	85	17	33t	1
2/4/07	... Indianapolis*	4	38	9.5	14	0
Total		14	288	16.3	68t	2

2007	Opponent	No	Yds	Avg.	Lg	TD
9/9	... @ San Diego*	5	83	16.6	21	0
9/16	... Kansas City*	5	65	13.0	21	0
9/23	... Dallas*	6	73	12.2	17	0
9/30	... @ Detroit*	8	99	12.4	26	0
10/7	... @ Green Bay*	1	10	10.0	10	0
10/14	... Minnesota*	5	78	15.6	39t	1
10/21	... @ Philadelphia*	4	65	16.3	25	0
10/28	... Detroit*	4	45	11.3	16	0
11/11	... @ Oakland*	4	89	22.3	59t	1
11/18	... @ Seattle	9	102	11.3	23	0
11/25	... Denver*	3	24	8.0	12	1
12/2	... NY Giants*	3	59	19.7	50	0
12/6	... @ Washington*	7	91	13.0	35	1
12/17	... @ Minnesota*	2	23	11.5	15	0
12/23	... Green Bay*	2	17	8.5	14	0
12/30	... New Orleans*	3	28	9.3	18	1
Total		71	951	13.4	59t	5



MATT BIRK C / #78

HEIGHT 6-4 WEIGHT 309

DOB 7-23-76

COLLEGE HARVARD

ACQUIRED D6 (#137) FOR 1998

NFL 11TH YEAR

VIKINGS 11TH YEAR

GAMES/STARTS (regular season, playoffs) 1998 (7/0, 1/0) 1999 (15/0, 2/0), 2000 (16/16, 2/2), 2001 (16/16), 2002 (16/16), 2003 (16/16), 2004 (12/11, 2/2), 2005 (1R), 2006 (16/16), 2007 (16/16). **Total** 130/107, 7/4.

- Named to the **Pro Bowl** for the 6th time in 2007, matching Mick Tingelhoff's 6 trips for most by a Vikings center.

- Has been recognized as the **Vikings Man of the Year** in 2002, '03, '04, '05, '06 and '07, working closely with the community through his H.I.K.E. Foundation.

- Is the longest-tenured Twin Cities professional athlete with their team as he enters his 11th season.

OFF THE FIELD Six-time Vikings Man of the Year is one of the most involved Vikings players in the Twin Cities community...Named the Vikings Ed Block Courage Award winner by his teammates in 2006...Received degree in economics from Harvard in 1998...Brother, Ben, was a pitcher in the Florida Marlins organization...Has been involved with Viking Victory hospital visits as well as the Oak Park Neighborhood Center for youth...Married, wife's name is Adrianna...Couple has 3 daughters, Madison, Sydney, Ava and a son, Grant...Did not play in 2002 Pro Bowl due to his wedding falling on the same weekend...Started the Matt Birk H.I.K.E. Foundation in 2002 (Hope Inspiration Knowledge Education) to benefit deserving and high-achieving students...Named to Dick Butkus Football Network's All-American Sportsmanship Team for 2002...Served as spokesperson for the Vikings/*Star Tribune* Gridiron Geography program...Participated in 2007 Red Lake Safety Camp in northern Minnesota...Opened a supper club in native St. Paul in spring 2006, Matty B's, and Matty B's Urban Bar and Grill in Minneapolis in fall 2006.

HONORS Pro Bowl 2000, 2001, 2003, 2004, 2006, 2007...Named the Vikings Ed Block Courage Award winner in 2006...Named All-Pro by *Sporting News* in 2003...Named All-NFC by *Pro Football Weekly* in 2000 and 2003.



ner in 2006...Named All-Pro by *Sporting News* in 2003...Named All-NFC by *Pro Football Weekly* in 2000 and 2003.

PRO Earned his 6th Pro Bowl berth in 2007, joining linemate Steve Hutchinson, RB Adrian Peterson and FB Tony Richardson from the Vikings offense...Has started at C for 4 of the 5 highest single-season rushing totals in Vikings

Paving the Way

Matt Birk has paved the way for some of the best rushing performances in Vikings history. He has been a fixture in the lineup for 4 of the Vikings top 5 single-season performances during his 7 seasons as a full-time starter and helped set the top 3 team rushing marks.

TOP INDIVIDUAL RUSHING SEASONS BY VIKINGS	BIRK'S STARTS
Robert Smith, 2000, 1,521 yards	16
Adrian Peterson, 2007, 1,341 yards	16
Michael Bennett, 2002, 1,296 yards	16
Robert Smith, 1997, 1,266 yards	NA
Chester Taylor, 2006, 1,214 yards	16

TOP TEAM RUSHING SEASONS BY VIKINGS	BIRK'S STARTS
2007, 2,634 yards (164.6 ypg)	16
2002, 2,507 yards (156.7 ypg)	16
2003, 2,343 yards (146.4 ypg)	16



history - Robert Smith's 1,521 in 2000, Adrian Peterson's 1,324 in 2007, Michael Bennett's 1,296 in 2002, and Chester Taylor's 1,216 in 2006...Vikings RBs have gone over the 100-yard mark 35 times in Birk's 107 career starts (Robert Smith-8, Michael Bennett-8, Chester Taylor-6, Adrian Peterson-6, Moe Williams-2, Onterio Smith-2, Mewelde Moore-2, Artose Pinner-1)...Named to NFL's All-Interview team in 2005 and 2006 by NFL.com for being cooperative with and providing insight to the media...Had never played center before the Vikings moved him to the position.

2007 Earned **Pro Bowl** honors for the 6th time in his career, matching Mick Tingelhoff's 6 Pro Bowls for most by a Vikings center...Trails only Tingelhoff (240) for most starts by a Vikings center...Started all 16 games for the 6th time in his career...Paved the way for the Vikings running game to rank #1 in the NFL and the offense ranked #13 overall, a 10-spot jump from 2006...Key element of the Vikings running game that set a team record with 2,634 yards on the ground and tied a team record with 8 games featuring a 100-yard rusher...Helped set a team record for rushing average at 5.33 yards per carry...Paved the way for Adrian Peterson to set a new NFL record with 296 rushing yards in a game vs. San Diego (11/4) and ran for 224 yards at Chicago (10/14), a team record before he broke his own mark with his performance against San Diego...Peterson became the 1st NFL rookie to break the 200-yard rushing mark twice in their debut season...Helped Peterson and Chester Taylor set a Vikings record for combined rushing yards by a tandem.

2006 Started all 16 games for the 5th time in his career and earned his 5th **Pro Bowl** selection...Helped Chester Taylor rush for 1,216 yards, the 4th-best single-season performance in franchise history...Paved the way for Taylor to rush for 100+ yards 4 times during the season...Helped write Vikings history as Taylor ran for a team-record 95-yard TD run at Seattle (10/22) and tied the 6th-best rushing day in team history with 169 yards on the



Matt Birk has been selected as the Vikings Man of the Year for 6 straight seasons, showing his commitment to his home community of the Twin Cities through many organizations.

MATTY B'S SUPPER CLUB



Matt Birk made every offensive lineman's dream a reality when he opened a pair of restaurants in recent years. His Matty B's Supper Club in St. Paul has a classic comfort food menu and his Matty B's Urban Bar and Restaurant in Minneapolis is a more trendy establishment within walking distance of the Metrodome.

ground...Blocked for Taylor as he went over the 1,000-yard mark on the season at Chicago (12/3) and as the Vikings rushed for 192 yards as a team against the Bears...Part of a line that paved the way for Artose Pinner as he posted his 1st career 100-yard rushing day with 125 yards at Detroit (12/10) in his 1st start as a Viking.

2005 Placed on injured reserve due to hip and sports hernia injuries following training camp, forcing him to miss the entire season.

2004 Earned his 4th berth in the **Pro Bowl**...Named the Vikings **Man of the Year** for his work in the Twin Cities community...Started 11 of the 12 games he played and both playoff contests...Missed 4 games during regular season while battling back from hernia surgery, missing games vs. Jacksonville (11/28), at Chicago (12/5), vs. Seattle (12/12) and at Detroit (12/19)...Vikings ranked 4th in the NFL in total offense, the 4th finish in the NFL's top 5 in his 5 seasons as a starter...Key element to the Vikings offense setting a new team record for total net yards (6,339) and average yards per game (396.2)...Provided time for QB Daunte Culpepper to enjoy the best season by a Vikings QB in team history as he set records for passing TDs (39), passing yards (4,717), completion percentage (69.2) and passer rating (110.9)...Had consecutive games started streak snapped at 67 when he did not start game at Houston (10/10), but came off the bench to replace starter Cory Withrow in OT and helped Vikings to the dramatic win on a 50-yard pass to Marcus Robinson...Helped pave the way for both of rookie Mewelde Moore's 100-yard rushing games at New Orleans (10/17) and vs. Tennessee (10/24)...Helped the Vikings post 605 yards of offense at New Orleans (10/17), the 2nd-highest total in Vikings history...Missed time during training camp and the opening 3 preseason games as he recovered from hernia surgery.

2003 Named 2nd-Team **All-Pro** by Associated Press...Earned starting spot in **Pro Bowl**...Started all 16 games, part of a starting line that opened all 16 games as a unit (McKinnie, Liwienski, Birk, Dixon, Rosenthal)...Helped pave the way for the Vikings offense to rank #1 in the NFL for the 1st time in franchise history...Opened holes for Moe Williams, Michael Bennett and Onterio Smith to each break the 100-yard rushing mark in games during '03...Helped the Vikings boast 4 players who rushed for 400+ yards on the season.

Island Hopper

Matt Birk earned his 6th trip to the Pro Bowl following the 2007 season, ranking among the all-time leaders in Vikings history and trailing only Randall McDaniel and Ron Yary among Vikings offensive linemen.

PRO BOWLS BY VIKINGS OFFENSIVE LINEMEN	PRO BOWLS
PLAYER	PRO BOWLS
Randall McDaniel, G	11
Ron Yary, T	7
Matt Birk, C	6
Mick Tingelhoff, C	6

2002 Key element of the Vikings leading the NFL in rushing for the 1st time in franchise history with a team-record 2,507 rushing yards, breaking the old mark of 2,278 set in 1965...Set a team record with 26 rushing TDs, breaking the old mark of 22 set in 1988...Helped set a new Vikings record by averaging 5.3 yards per carry, breaking the mark of 5.0 set in 2000, Birk's 1st season as a starter...Paved the way for Michael Bennett to run for 1,296 yards, the 2nd-best by a Viking...Helped Daunte Culpepper and Moe Williams to run for 10 and 11 TDs respectively, only the 3rd tandem in NFL history to rush for 10+ TDs each in a season.

2001 Earned a berth in 2nd straight **Pro Bowl**...Helped pave the way for rookie Michael Bennett to rush for 682 yards and average 4.0 yards per carry...Bennett ranked 3rd in the NFC among rookie runners and his 682 yards are the 3rd-most in Vikings history by a rookie.

2000 Joined QB Daunte Culpepper as players making their 1st NFL starts in 2000 but neither missed a beat, each earning **Pro Bowl** honors and helping the Vikings offense average 372.6 yards per game on the season...Named to the 2000 All-Madden Team...In his 16 starts, RB Robert Smith went over the 100-yard mark 8 times...Helped Smith set a new Vikings single-season rushing record (1,521 yards) and set the team's new career rushing record (6,818)...In 1st career NFL start in opener he opened the way for Smith to run for 109 yards vs. Chicago (9/3).

1999 Saw time on special teams in season opener at Atlanta (9/12)...Replaced an injured Corey Stringer at RT vs. Oakland (9/19)...Suffered fractured right thumb vs. San Francisco (10/24)...Played at Denver (10/31) with a soft cast and played on special teams and OT on goal-line situations...Went into game as an eligible receiver in goal-

Long-Tenure Center

Matt Birk will pass Dennis Swilley to rank 2nd in Vikings history for games played by a center in 2008. The legendary durability of Mick Tingelhoff's 240 straight games and starts is the Vikings standard among offensive linemen, but Birk is climbing the ladder among some of the all-time best and most durable linemen to wear a Vikings uniform.

GAMES/STARTS BY VIKINGS OFFENSIVE LINEMEN	GAMES/STARTS
PLAYER	GAMES/STARTS
Mick Tingelhoff, C	240/240
Ron Yary, T	199/180
Grady Alderman, T	194/178
Randall McDaniel, G	190/188
Tim Irwin, T	188/181
David Dixon, G	152/134
Milt Sunde, G	146/113
Dennis Swilley, C	139/101
Steve Riley, T	138/128
Matt Birk, C	130/107

line situations vs. NY Giants (12/26)...Saw playoff action vs. Dallas (1/9/00) and at St. Louis (1/16/00).

1998 Played on special teams in Divisional Playoff vs. Arizona (1/10/99) and NFC Championship Game vs. Atlanta (1/17/99)...Replaced injured Everett Lindsay at RT in regular-season finale at Tennessee (12/26) and played rest of game...Played at RT in 50-10 win over Jacksonville (12/20)...Saw 1st NFL action at RG at Tampa Bay (11/1) when David Dixon left the game with a shoulder injury...Drafted by in the 6th round (#1731).

COLLEGE All-Ivy League, All-New England and Division 1-AA All-ECAC choice...Led the way as the Harvard offense ranked 5th in the nation in rushing (207.7 ypg) and in passing efficiency (86.3 rating) as a senior in 1997...Went 9-1 overall during his senior season and won the Ivy League.

PREP All-State and All-St. Paul Conference at Cretin-Derham Hall High School (St. Paul, MN)...Lettered 3 times in football...Lettered as a forward on the Raiders basketball team, picking up All-Conference and All-State recognition...Academic All-State football and basketball pick...Lettered in track.

The Grand Daddy Of All Connections

As one of the most tradition-rich college football bowl games in the country, the Rose Bowl has thrilled fans for years and been the witness to some of the most remarkable performances in the sport. The Vikings have some strong connections to the Rose Bowl. The Vikings have 2 QBs on the roster who have won the game and are joined by an offensive coordinator who also piloted his team to the Rose Bowl crown. Rookie QB John David Booty played his last game as a USC Trojan in the 2008 Rose Bowl and faced off against fellow rookie teammate J Leman in the game, when Leman was the star of the Illinois defense. Vikings QB Brooks Bollinger joins offensive coordinator Darrell Bevell as signal-callers who led Wisconsin to Rose Bowl titles. Bevell helped the 1993 Badgers share the 1st Big Ten title since 1962 and went on to beat UCLA in the Rose Bowl. Bollinger guided the Badgers over Stanford in the 2000 game to help UW become the 1st Big Ten team to win consecutive Rose Bowls. The Vikings have 4 Texas players who won the 2005 national championship with a Rose Bowl win over USC- CB Cedric Griffin, DE Brian Robison, CB Marcus Griffin and WR Nate Jones. Vikings Head Coach Brad Childress has been a part of dramatic rebuilding programs at Illinois and Wisconsin that culminated in Big Ten championships and Rose Bowl berths- taking the 1983 Illini to the big game and the 1993 Badger squad that won the title. As a player and coach, Vikings offensive line coach Pat Morris has been associated with 5 Rose Bowls and Vikings LBs coach Fred Pagac played in 3 Rose Bowls for Ohio State as a TE and coached in 3 more. Pagac's last game as a collegian was the 1974 Rose Bowl, a 42-21 win over USC when he led the Buckeyes in receiving.





BROOKS BOLLINGER

QB / #9

HEIGHT 6-1 WEIGHT 205

ACQUIRED T (NYJ) FOR 2006

DOB 11-15-79

NFL 6TH YEAR

COLLEGE WISCONSIN

VIKINGS 3RD YEAR

GAMES/STARTS (regular season, playoffs) 2003 (0/0-NYJ), 2004 (1/0-NYJ), 2005 (11/9-NYJ), 2006 (2/0), 2007 (5/1). **Total-** 19/10 (7/1-Minn.)

- His high school coach, Mike Berg of Grand Forks Central High, was named the NFL High School Coach of the Year after Bollinger's nomination.
- Played at Wisconsin under Vikings Head Coach Brad Childress when he was on the Badger staff.
- Voted by Jets teammates as the winner of the 2005 Dennis Byrd Award recognizing the Most Inspirational Player.

OFF THE FIELD Earned degree in history from Wisconsin...Played at UW when Vikings offensive line coach Jim Hueber was on the Badgers staff and was recruited to UW by Vikings Head Coach Brad Childress...Father, Rob, was the offensive coordinator for the University of North Dakota and coached when Vikings' TE Jim Kleinsasser was at UND...Hosts the Bollinger Passing Camp for kids in Grand Forks...Drafted by the LA Dodgers in 2000 despite not playing baseball since Legion ball in high school...Voted by Jets teammates as the winner of the 2005 Dennis Byrd Award recognizing the Most Inspirational Player...Supports the Salvation Army in the Twin Cities...Married to Natalie and the couple has sons, Miles and Beau...Wife was a soccer player at UW.

PRO Veteran player with startling experience in the NFL...Saw action off the bench in 4 games in 2007 and started 1st game as a Viking at Green Bay (11/11/07)...Converted 1st career 2-point conversion on run vs. Chicago (12/17/07) on Monday Night Football...Joined the Vikings' QB group as a seasoned backup at the end of the 2006 preseason and saw action in 2 regular season games...Completed 13-of-18 (72.2%) passes for 146 yards, including a 50-yard screen pass to Mewelde Moore that tied for the longest pass of 2006 by the Vikings...Threw 1st career TD pass to Jerald Sowell vs. San Diego (11/6/05) in the 4th quarter and found Laveranues Coles later in the 4th quarter as the Jets mounted a furious comeback effort. Bollinger entered the game for an injured Vinny Testaverde in the 3rd quarter down 28-13 and rallied the Jets to 2 TDs but fell 31-26...Won 1st game as a starter vs. Oakland (12/11/05) with a 26-10 win...Set the NY Jets franchise record for rushing yards by a QB with 56 on 6 carries against the Raiders...Connected with TE Doug Jolley for the longest pass play by the Jets in 2005 with a 60-yard TD at Miami (12/18/05)...Saw 1st career game action in 13-3 win at Arizona (11/28/04)...Part of the 2004 Jets squad that went 10-6, advanced to the AFC playoffs and won an overtime Wild Card game at San Diego before falling to eventual Super Bowl XL champions Pittsburgh in overtime during the Divisional Round.

2007 Threw a TD pass and scrambled for a 2-point conversion run during the season...Came in to relieve starters

Tarvaris Jackson and Kelly Holcomb in the course of 2007...Entered game vs. Chicago (12/17) on Monday Night Football when Jackson was briefly injured and handed off to Adrian Peterson for go-ahead TD and ran in 2-point conversion to stretch the lead to 20-13, the final margin...Started 1st game as a Viking in 2007, opening at Green Bay (11/11), throwing season-long 50-yard pass to RB Chester Taylor...Saw action in 5 games during the season...Hit WR Sidney Rice with a 40-yard TD vs. San Diego (11/4) after relieving Jackson following a concussion, helping engineer the upset of the eventual AFC West champions...Handed off to Peterson vs. San Diego (11/4) as he set the NFL single-game rushing record with 296 yards...Entered game vs. Philadelphia (10/28) when Holcomb left with neck injury and posted a 99.6 passer rating...Came into game at Detroit (9/16) during OT period after Jackson left with groin injury, his 1st action of the 2007 season.

2006 Saw action in 2 games, completing 13-of-18 (72.2%) passes for 146 yards...Saw 1st action since 2005 regular season finale, a win vs. Buffalo (1/1/06), and 1st action as a Viking when he came in to relieve Brad Johnson vs. New England (10/22), ending the day on 6-of-9 passing for 76 yards...Connected on a 50-yard screen pass to Mewelde Moore vs. New England (10/30), which tied for the longest pass of 2006 by the Vikings...Relieved Johnson in 3rd quarter at Chicago (12/3), completing 7-of-9 passes for 70 yards and a passer rating of 99.1 but left in the 4th quarter with a shoulder injury...Was inactive as the Vikings' 3rd QB for the season finale vs. St. Louis (12/31)...Dressed but did not play as the 3rd QB in 3 games...Did not play as the Vikings backup in 9 games...Was inactive as the Vikings 3rd QB in season opener at Washington (9/11)...Acquired in a trade with the



MICHAEL...
 BROOKS BOLLINGER...
 PLAYERS...
 2008 VIKINGS...
 MICHAEL...

Feeling Dakota

Vikings QB Brooks Bollinger joins a trio of other Vikings as products of the Dakota plains. Bollinger and TE Jim Kleinsasser grew up in North Dakota while LBs Ben Leber and Chad Greenway spent their youth in South Dakota. Bollinger's father, Rob, was a coach at the University of North Dakota during Kleinsasser's playing days.

VIKINGS HAILING FROM THE DAKOTAS

PLAYER	HOMETOWN/HIGH SCHOOL
Brooks Bollinger	Grand Forks, ND/Central
Chad Greenway	Mt. Vernon, SD/Mt. Vernon
Jim Kleinsasser	Carrington, ND/Carrington
Ben Leber	Vermillion, SD/Vermillion

NY Jets for DT C.J. Mosley and a draft pick on 8/31/06 at the end of the 2006 preseason.

2005 Stepped into Jets QB job and started 9 of the 11 games he saw action in...Won 2 of the final 4 starts of the season, beating Oakland and Buffalo...Completed 56.4% of his passes for the season and threw 7 TDs, including the longest pass play of the season for the Jets when he connected with TE Doug Jolley for a 60-yard TD at Miami (12/18)...Started 1st career game at Baltimore (10/2), facing the Ravens defense that ended the season ranked #5 in the NFL in total defense...Threw 1st career TD pass to Jerald Sowell vs. San Diego (11/6) in the 4th quarter and found Laveranues Coles later in the 4th quarter as the Jets mounted a furious comeback effort...Bollinger entered San Diego game for an injured Vinny Testaverde in the 3rd quarter down 28-13 and rallied the Jets to 2 TDs but fell 31-26...Won 1st game as a starter vs. Oakland (12/11) with a 26-10 win. Set the NY Jets franchise record for rushing yards by a QB with 56 on 6 carries against the Raiders...Won season finale, 30-26 vs. Buffalo (1/1/06) in his final game as a Jet...Posted a passer rating of 100+ points in 3 games on the season, coming in off the bench vs. San Diego (11/6) and notching a 103.3, a career-high 107.9 vs. New Orleans (11/27) and a 106.0 at Miami (12/18) in a game when he set career-highs for attempts (42), completions (28) and threw for 327 yards, his lone 300-yard game of his career.

2004 Saw 1st career action in 13-3 win at Arizona (11/28/04) when he went 5-of-9 for 60 yards and had 1

BOLLINGER'S NFL TOTALS

PASSING

Year	GP/GS	Att.	Comp.	Pct.	Yards	Yds/Att	TD	INT	LG	Sk/Yds	Rating
2003 (NYJ)	0/0	0	0	0.0	0	0	0	0	0	0/0	0.0
2004 (NYJ)	1/0	9	5	55.6	60	6.7	0	0	26	1/8	76.2
2005 (NYJ)	11/9	266	150	56.4	1,558	5.9	7	6	60t	32/193	72.9
2006 (Minn)	2/0	18	13	72.2	146	8.1	0	1	50	6/42	72.9
2007 (Minn)	5/1	50	33	66.0	391	7.8	1	1	50	7/36	88.0
Totals	19/10	343	201	58.6	2,155	6.3	8	8	60t	46/279	75.2

Record as Starter (regular/playoffs): 2-8; 2-7 in 2005, 0-1 in 2007

RUSHING

Year	Att.	Yards	Avg.	LG	TD
2003	0	0	0.0	0	0
2004	1	2	2.0	2	0
2005	36	137	3.8	15	0
2006	0	0	0.0	0	0
2007	5	18	3.6	10	0
Totals	42	157	3.7	15	0

carry for 2 yards. He entered the Arizona game in relief of Quincy Carter who left with an injury and connected with WR Wayne Chrebet for a 26-yard gain to convert a 3rd-down...Was listed as the 2nd QB for a pair of games, at Cleveland (11/21) and vs. Baltimore (11/14), but did not play...Inactive as the 3rd QB for the remaining 13 games on the season...Part of the Jets team what went 10-6, advancing to the AFC Playoffs where they won a Wild Card game at San Diego in overtime and lost an overtime game at the eventual Super Bowl XL champion Steelers in the Divisional Round.

2003 Listed as the backup QB in the opening 6 games of the season and was inactive for the last 10 games of the season as the 3rd QB...Drafted in the 6th Round (#200 overall) by the Jets.

COLLEGE Helped Badgers set a Big Ten record as the 1st team to win back-to-back Rose Bowls with a 17-9 win in the 2000 Rose over Stanford with Bollinger as the redshirt freshman starter...During his collegiate career, he was 3-0 in bowl games, winning the Rose Bowl over Stanford, the Sun Bowl over UCLA in 2000 and the Alamo Bowl against Colorado in his final collegiate game in 2002...Left UW with a 30-12 record as a starter and ranked 2nd in career passing only to Vikings offensive coordinator Darrell Bevell, throwing for 5,627 yards and 38 TDs...Left with UW record for rushing by a QB with 1,767 yards and 26 TDs...Ranks among only 7 players in Big Ten Conference history to win 30 games as a starting QB...Ranks among only 7 players in Big Ten annals to throw for 30+ TDs and rush for 20+...Was a finalist for the Johnny Unitas Golden Arm award that Carson Palmer won...Big Ten Rookie of the Year in 1999...Team captain in 2001 and 2002.

PREP Standout at Central High in Grand Forks, ND...Threw for 40 career TDs and ran for 19 as a prep...Started every game at QB beginning in 9th grade.

SINGLE-GAME CAREER HIGHS

Attempts	37	@ New England, 12/4/05
Completions	28	@ Miami, 12/18/05
Passing Yards	327	@ Miami, 12/18/05
TD Passes	2	@ Miami, 12/18/05; vs. San Diego, 11/6/05
Long Pass	60t	@ Miami, 12/18/05
Highest QB Rating	107.9	vs. New Orleans, 11/27/05
Rushing Attempts	7	vs. Buffalo, 1/1/06
Rushing Yards	56	vs. Oakland, 12/11/05
2-Point Conversion Run	1	vs. Chicago, 12/17/07

BOLLINGER'S CAREER GAME-BY-GAME (* starts)

2004 NY JETS	Att.	Comp.	Yards	Pct.	TD	INT	Lg	Sk/Yds	Rating
11/28 @ Arizona	9	5	60	55.6	0	0	26	1/8	76.2
Totals	9	5	60	55.6	0	0	26	1/8	76.2

2005 NY JETS	Att.	Comp.	Yards	Pct.	TD	INT	Lg	Sk/Yds	Rating
10/2 @ Baltimore*	28	14	149	50.0	0	0	32	5/25	65.9
10/24 @ Atlanta	20	12	94	60.0	0	0	12	2/8	71.7
11/6 San Diego	20	11	106	55.0	2	0	32	2/16	65.9
11/13 @ Carolina*	21	11	98	52.4	0	4	20	3/21	25.6
11/20 @ Denver*	5	4	26	80.0	0	0	17	1/5	88.3
11/27 New Orleans*	28	19	251	67.9	1	0	36	1/9	107.9
12/4 @ New England*	37	15	135	40.5	0	1	17	2/12	39.8
12/11 Oakland*	26	14	119	53.8	1	0	16	2/9	78.8
12/18 @ Miami*	42	28	327	66.7	2	0	60t	6/29	106.0
12/26 New England*	19	11	100	57.9	1	1	24	4/32	67.9
1/1/06 Buffalo*	20	11	153	55.0	0	0	45	4/27	79.8
Totals	266	150	1,558	56.4	7	6	60t	32/193	72.9

2006 MINNESOTA	Att.	Comp.	Yards	Pct.	TD	INT	Lg	Sk/Yds	Rating
10/30 New England	9	6	76	66.7	0	1	50	3/20	53.2
12/3 at Chicago	9	7	70	77.8	0	0	19	3/22	99.1
Totals	18	13	146	72.2	0	1	50	6/42	72.9

2007 MINNESOTA	Att.	Comp.	Yards	Pct.	TD	INT	Lg	Sk/Yds	Rating
9/16 at Detroit	4	3	26	75.0	0	0	11	1/2	91.7
10/28 Philadelphia	10	7	94	70.0	0	0	19	2/11	99.6
11/4 San Diego	10	7	95	70.0	1	0	40t	1/8	133.3
11/11 at Green Bay*	26	16	176	61.5	0	1	50	3/15	65.5
Totals	50	33	391	66.0	1	1	50	7/36	88.0

BOLLINGER'S TOUCHDOWNS

GAME

NY JETS

vs. San Diego, 11/6/05 (2)	.5 pass to J. Sowell, 8 pass to L. Coles
vs. New Orleans, 11/27/05 (1)	.27 pass to J. McCareins
vs. Oakland, 12/11/05 (1)	.4 pass to J. McCareins
@ Miami, 12/18/05 (2)	.4 pass to L. Coles, 60 pass to D. Jolley
vs. New England, 12/26/05 (1)	.11 pass to L. Coles
vs. San Diego, 11/4/07 (1)	.40 pass to S. Rice

BOLLINGER'S TD TARGETS

REGULAR SEASON

Laveraneus Coles	.3
Justin McCareins	.2
Doug Jolley	.1
Jerald Sowell	.1
Sidney Rice	.1

PLAY



MICHAEL BOWLWARE S / #27

HEIGHT 6-3 WEIGHT 220

ACQUIRED UFA (HOU) FOR 2008

DOB 9-17-81

NFL 5TH YEAR

COLLEGE FLORIDA STATE

VIKINGS 1ST YEAR

GAMES/STARTS (regular season, playoffs) 2004 (16/4, 1/1-Sea.), 2005 (16/16, 3/3-Sea.), 2006 (16/8, 2/2-Sea.), 2007 (16/0-Hou.). **Total-** 64/28, 6/6 (48/28, 6/6-Sea., 16/0-Hou.).

• Started for Seattle in Super Bowl XL and intercepted Steelers QB Ben Roethlisberger in the game.

• Made 1st career start vs. Vikings as a rookie at the Metrodome on 12/12/04, a game he notched a sack and had an interception in the end zone to seal the Seattle win.

• Brother, Peter, was a standout LB for the Ravens and was a starter on Super Bowl XXXV champion team, a rare feat when a pair of brothers each play in the Super Bowl.

OFF THE FIELD Has a degree in sports management from FSU...Wife, Jessica van der Linden, was the national player of the year in softball as a senior at FSU, the ACC Player of the Year and was nominated for an ESPY...Couple has a son, Michael, Jr. and a daughter, Aspen...Joined exclusive company as he and brother, Peter, both played in Super Bowls. Peter was a starting LB on the Ravens team that won Super Bowl XXXV...Peter was a fellow LB with Vikings S Darren Sharper's brother, Jamie, on that Ravens team.

HONORS 2004 All-Rookie Team...NFC Defensive Player of the Week vs. Miami (11/21/04).

PRO Started Super Bowl XL for Seattle and grabbed an

INT off Ben Roethlisberger...Named to **All-Rookie** team in 2004...Had INTs in opening 2 games of career as a rookie in 2004...Scored game-winning TD on a 63-yard INT return with :56 remaining vs. Miami (11/21/04) in 24-17 Seattle victory, earning **NFC Defensive Player of the Week**...Set Seattle franchise record for rookie INTs with 5...His INTs were crucial as 3 of the 5 were game-winning or game-saving plays...Started 1st career game at Minnesota (12/12/04) where he had a sack and intercepted Randy Moss in the end zone on a reverse pass to preserve the Seahawk win...Has a pair of blocked kicks to his credit, a FG in 2005 and a PAT in 2007...Has not missed a game in his 4 NFL seasons, playing in all 64...Traded from Seattle to Houston on 9/1/07 in a deal that sent DE Jason Babin to the Seahawks...Played on Seattle teams that won 3 straight NFC West titles- 2004, 2005, 2006...Has not had a losing season in his NFL career...Teammates with Vikings G Steve Hutchinson in Seattle, playing together in Hutchinson's last game as a Seahawk in Super Bowl XL...Drafted by Seattle in the 2nd Round of 2004 Draft (#53 overall).

2007 Saw time in all 16 games for the Texans...Blocked the only PAT for the team during the season, coming at Jacksonville (10/14/07)...Blocked PAT was only the 2nd in Texans franchise history, joining Seth Payne in 2006...Posted 6 special teams tackles and added 5 on defense...Texans special teams enjoyed a standout sea-

Oh Brother

Vikings S Michael Boulware and brother, Peter, joined elite company when both played in the Super Bowl, especially considering each was a defensive starter for their respective teams. Along with the Boulwares' feat, Vikings S Darren Sharper and brother, Jamie, joined the short list of brothers in NFL history to play in the title game. In another twist, Peter Boulware and Jamie Sharper were fellow LBs for the Baltimore Ravens in Super Bowl XXXV.

BROTHERS WHO REACHED THE SUPER BOWL

Chis (Raiders XV, XVIII) & Matt Bahr (Steelers XIV, Giants XXV)
Ronde (Buccaneers XXXVII) & Tiki Barber (Giants, XXXV)
Glenn & Lyle Blackwood (Dolphins XVII, XIX)
Peter (Ravens XXXV) & Michael Boulware (Seahawks XL)
Pete (Patriots XX) & Stan Brock (Chargers XXIX)
Ruben (Bears XLI) & Cornell Brown (Ravens XXXV)
Zack (Raiders XXXVII) & Henri Crockett (Falcons XXXIII)
Kevin (Titans XXXIV, Panthers XXXVIII) & Andre Dyson (Seahawks XL)
Jim (49ers XXIII) & Keith Fahnhorst (49ers XVI, XIX)
Archie (Bengals XVI), Keith (Redskins XXII) & Ray Griffin (Bengals XVI)
Charley (Raiders XXVIII) & John Hannah (Patriots XX)
Derrick (49ers XIX) & Ronnie Harmon (Chargers XXIX)
Brian (Patriots XXXVIII) & Todd Kinchen (Falcons XXXIII)
Eli (Giants XLII) & Peyton Manning (Colts XLI)
Cle (Raiders XVIII) & Wilbert Montgomery (Eagles XV)
Gloster (Chiefs IV, Cowboys VI) & Willie Richardson (Colts III)
Darren (Packers XXXII) & Jamie Sharper (Ravens XXXV)
Jeff (Dolphins XVII, XIX) & Loren Toews (Steelers IX, X, XIII, XIV)
Doug (Broncos XXIV) & Dave Widell (Falcons XXXIII)



son, becoming only the 4th NFL team to return 4 kickoffs for TDs in a season and the 1st in 13 seasons.

2006 Started 8 regular season games and both playoff contests for Seattle team that advanced to NFC Divisional Round before falling in OT to eventual NFC Champion Bears at Soldier Field...Had INTs in consecutive games vs. Arizona (9/17) and vs. NY Giants (9/24)...Had 10 tackles in playoff run...Notched season-high 6 tackles vs. NY Giants (9/24)...Team was 9-7 and won NFC West for the 3rd straight season.

2005 Helped lead Seattle to Super Bowl XL against Pittsburgh, the 1st berth in the Super Bowl in franchise history...Seattle went franchise-best 13-3 and won NFC West...Started all 16 regular season games and all 3 post-season contests...Led team with 4 INTs and ranked 2nd with 73 tackles...His 73 tackles were a career-high by 20...Notched 2.0 sacks...Had an INT in Super Bowl and in NFC Championship game over Carolina...Tied career-high with 10 tackles at Tennessee (12/18)...Blocked lone career FG vs. Indianapolis (12/24).

2004 Made quick impact en route to **All-Rookie Team** honors...Started career with INTs in the opening 2 games of the season at New Orleans (9/12) and at Tampa Bay (9/19)...Set Seattle rookie record with 5 picks on the year...Had 3 of his 5 INTs factor into the final outcome, either winning the game or preserving the win...Scored 1st

NFL TD on a 63-yard return of an A.J. Feeley pass with :53 left in the game vs. Miami (11/21) to give Seattle a 24-17 win...Named **NFC Defensive Player of the Week** for performance against Dolphins...Played special teams and as a nickel-LB for the opening 12 games of the season before moving into starting lineup at Minnesota (12/12) where he had his 1st career sack against Daunte Culpepper and snared an INT off WR Randy Moss on a reverse pass in the end zone with 2:09 to play to preserve a 27-23 win...Set career-high with 10 tackles at NY Jets (12/19)...Seahawks won 9-7 and won NFC West for 1st time in team history...Drafted by Seattle in the 2nd Round of 2004 Draft (#53 overall).

COLLEGE Was a 3-year starter at OLB for the Seminoles, starting 37 of 46 career games...Left FSU ranked 11th in career tackles with 340...Scored 3 TDs on defense...Named 1st-Team All-ACC as a senior and served as a team captain...Named 2nd-Team All-ACC as a junior and honorable mention as a sophomore...Was the 1st FSU player drafted in 2004...Was 1 of 6 Seminoles playing in Super Bowl XL...FSU won ACC titles in 2000, 2002 and 2003 during his tenure...Team went 28-14 from 2000-03.

PREP Named the Gatorade Player of the Year as a senior at Spring Valley High in Columbia, SC...Honorable mention All-USA by USA Today.

BOULWARE'S NFL TOTALS

Year	GP/GS	Tackles							Special		
		Solo	Asst.	Total	Sacks	INTs	PBU	TFL	QBH	FF/FR	Teams
2004 (Sea.)	16/4	40	13	53	1.0	5	6	--	--	1/0	12
Playoffs	1/1	8	1	9	0.0	0	1	--	--	0/0	3
2005 (Sea.)	16/16	58	15	73	2.0	4	9	--	--	1/0	1
Playoffs	3/3	8	5	13	0.0	2	3	--	--	0/0	0
2006 (Sea.)	16/8	31	8	39	0.0	2	6	--	--	1/1	1
Playoffs	2/2	10	0	10	0.0	0	0	--	--	1/0	0
2007 (Hou.)	16/0	3	2	5	0.0	0	2	--	--	0/0	6
Totals	.64/28	132	38	170	3.0	11	23	--	--	3/1	20
Playoffs	.6/6	26	6	32	0.0	2	4	--	--	1/0	3

SINGLE-GAME CAREER HIGHS

Tackles 10 .. @ NY Jets, 12/19/04; @ Tennessee, 12/18/05
 Sack 1.0 .. @ Minnesota, 12/12/04; vs. Arizona, 9/25/05; @ Washington, 10/2/05
 INTs 1 .. 11 times, last vs. NY Giants, 9/24/06
 Forced Fumble 1 .. 3 times, last @ Detroit, 9/10/06
 Fumble Recovery 1 .. @ Tampa Bay, 12/31/06
 Blocked FG 1 .. vs. Indianapolis, 12/24/05
 Blocked PAT 1 .. @ Jacksonville, 10/14/07

BOULWARE'S SACKS

GAME	QB	SACKS
@ Minnesota, 12/12/04	Daunte Culpepper	1.0
vs. Arizona, 9/25/05	Josh McCown	1.0
@ Washington, 10/2/05	Mark Brunell	1.0
Total		3.0

vs. NY Giants, 11/27/05	Eli Manning	1 (40)
@ Philadelphia, 12/5/05	Koy Detmer	1 (32)
vs. Carolina, 1/22/06*	Jake Delhomme	1 (14)
vs. Pittsburgh, 2/5/06**	Ben Roethlisberger	1 (0)
vs. Arizona, 9/17/06	Kurt Warner	1 (1)
vs. NY Giants, 9/24/06	Eli Manning	1 (0)
Total		.13 (191)

BOULWARE'S INTERCEPTIONS

GAME	QB	INTs
@ New Orleans, 9/12/04	Aaron Brooks	1 (0)
@ Tampa Bay, 9/19/04	Chris Simms	1 (6)
@ New England, 10/17/04	Tom Brady	1 (0)
vs. Miami, 11/21/04	A.J. Feeley	1 (63)
@ Minnesota, 12/12/04	Randy Moss (WR)	1 (0)
vs. Dallas, 10/23/05	Drew Bledsoe	1 (31)
vs. St. Louis, 11/13/05	Marc Bulger	1 (4)

BOULWARE'S TOUCHDOWNS

GAME	PLAY
vs. Miami, 11/21/04	63 INT return

* playoffs
 ** Super Bowl XL



VINNY CIURCIU LB / #54

HEIGHT 6-0 WEIGHT 235

ACQUIRED UFA (CAR) FOR 2007

DOB 5-2-80

NFL 6TH YEAR

COLLEGE BOSTON COLLEGE

VIKINGS 2ND YEAR

GAMES/STARTS (regular season, playoffs) 2003 (8/0-TB; 2/0-Car, 4/0-Car.), 2004 (16/4-Car), 2005 (15/1, 3/0-Car.), 2006 (16/0-Car.), 2007 (13/0). **Total-** 70/5, 7/0 (13/0-Minn.; 49/5, 7/0-Car.; 8/0-TB.)

• Tied for 2nd among Vikings in special teams tackles in 2007, his 1st season with the team.

• Earned his place in the NFL, coming into the League as a rookie free agent in 2003 but going on to play in Super Bowl XXXVIII as a rookie and advance to the NFC Championship game in 2005.

OFF THE FIELD Married in 2008 offseason to Jaclyn...Majorored in marketing at BC...Active with United Way Hometown Huddle in Charlotte where he helped refurbish a playground and upgrade facilities at the Uptown YMCA...Has interest in real estate development and has started working in the field in his native New Jersey...The middle of 3 children in his family...A fan of the Food Network and prides himself on making a mean veal or chicken parmesan dish...Enjoyed a Costa Rican fishing trip with former Panthers teammates...Has a pet French Mastif, Bruno...Starting a sportswear company, Anger Sports, with his brother that will specialize in workout and casual clothes.

PRO Showed a nose for the ball with 15 special teams tackles with the Vikings in 2007 despite missing 3 games with injuries...Made jersey switch for 2008 from #50 to #54 with the Vikings, having worn #54 with Carolina...Helped Panthers advance to Super Bowl XXXVIII as a 2003 Wild Card playoff entrant during his rookie season...Carolina advanced to NFC Championship game in 2005...Key special teams player during his career who has experience as a starter at MLB and OLB...Played under Vikings Special Teams Coordinator Paul Ferraro with Carolina...Opened career-high 4 games at MLB in place of injured Dan Morgan in 2004 for the Panthers...Opened a game in 2005 at OLB in place of injured Will Witherspoon...Has only missed 1 game since 2004...Signed off Panthers practice squad by Tampa Bay as a rookie in 2003 but returned to Carolina following his release by the Bucs and played in the final 2 regular-season games for the Panthers.

2007 Tied for 2nd among Vikings with 15 special teams tackles despite missing 3 games during the season with injuries...Helped Vikings rookie Aundrea Allison set a team record for kickoff return average at 28.7 yards per attempt...Helped Allison lead the NFC and rank 2nd in the NFL in kickoff return average...Posted season-high 3 special teams tackles vs. Oakland (11/18)...Assisted Vikings coverage units that held Bears star return man Devin Hester in check on Monday Night Football vs. Chicago (12/17), holding him to an average of 7.3 yards per punt return and 14.7 yards per kickoff return in the win.

2006 Led Carolina with a career-best 19 special teams tackles...Played in all 16 games...Keyed the Panthers punt coverage unit that ranked #6 in the NFL by allowing only 6.4 yards per return...The Panthers allowed only 2 kickoff

returns of 40+ yards and 3 punt returns of 20+ yards on the season.

2005 Ranked 2nd on team with 14 special teams stops...Started game at Miami (9/25) at OLB in place of Will Witherspoon at WLB...Helped the Panthers punt coverage unit rank #5 in the NFL for average punt returns allowed...The punt coverage was a key element to Carolina P Jason Baker ranking #1 in the NFL in net punting average at 38.9 yards per punt...Played in 15 regular season games and all 3 playoff contests.

2004 Stepped into starting lineup at MLB in 4 contests, replacing Pro Bowler Dan Morgan following injury...Started games vs. Oakland (11/7), vs. Arizona (11/21), vs. Tampa Bay (11/28) and at New Orleans (12/5) with the Panthers winning the final 3 games of the 4...Saw 1st significant time of the season at Seattle (10/31) when he came in for Morgan, who left with a concussion, and notched career-best 10 tackles...Added 9 special teams tackles for the season...Played in all 16 games.

2003 Completed whirlwind rookie season by playing in Super Bowl XXXVIII vs. New England...Joined the Panthers as a rookie free agent and began the regular season on Carolina's practice squad...Signed by Tampa Bay off the Panthers practice squad on 10/8...Saw time as a special teams player in 8 games for the Bucs before his release on 12/2...Returned to the Panthers practice squad on 12/5 and moved to active roster for the final 2 regular-season games...Played in all 4 playoff games as the team entered the postseason as a Wild Card entrant, the NFC South runner-up, and advanced to the Super Bowl...Notched 3 special teams tackles in the playoffs.

COLLEGE Ended his college career at Boston College after transferring from Clemson as a sophomore...Sat out the 2000 season at BC per transfer rules...Began collegiate career as a FB for Clemson and ended as a LB at Boston College...Led BC in tackles as a junior in 2001 and ranked 2nd on team as a senior.

PREP Standout FB/LB at St. Joseph Regional High in Paramus, N.J...Named 1st-Team All-State as a junior and senior as a LB...Rushed for over 1,200 yards and had 25 TDs as a senior.

CIURCIU'S NFL TOTALS

Year	GP/GS	Tackles									Special
		Solo	Asst.	Total	Sacks	INTs	PBU	TFL	QBH	FF/FR	Teams
2003 (TB)	8/0	0	0	0	0.0	0	0	0.0	0	0/0	7
(Car.)	2/0	0	0	0	0.0	0	0	0.0	0	0/0	3
Playoffs	4/0	0	0	0	0.0	0	0	0.0	0	0/0	0
2004 (Car.)	16/4	25	8	33	0.0	0	0	0.0	0	0/0	9
2005 (Car.)	15/1	5	1	6	0.0	0	0	0.0	1	0/0	14
Playoffs	3/0	0	0	0	0.0	0	0	0.0	0	0/0	2
2006 (Car.)	16/0	1	1	2	0.0	0	0	0.0	0	0/0	19
2007 (Minn.)	13/0	0	0	0	0.0	0	0	0.0	0	0/0	15
Totals	70/5	31	10	41	0.0	0	0	0.0	1	0/0	67
Playoffs	7/0	0	0	0	0.0	0	0	0.0	0	0/0	2

SINGLE-GAME CAREER HIGHS

Tackles 10 @ Seattle, 10/31/04
 Special Teams Tackles . . . 3 .vs. Oakland, 11/18/07
 QB Hurry 1 .vs. Minnesota, 10/30/05



RYAN COOK

T / #62

HEIGHT 6-6 WEIGHT 328 ACQUIRED D2B (#51) FOR 2007

DOB 5-8-83 NFL 3RD YEAR

COLLEGE NEW MEXICO VIKINGS 3RD YEAR

GAMES/STARTS (regular season, playoffs) 2006 (6/3), 2007 (16/16). **Total**- 22/19.

- Started all 16 games in 2007 at RT.
- Part of Vikings 2006 draft class that has seen each of the 6 players selected step into the starting lineup.

OFF THE FIELD Younger brother, Erik, is an offensive lineman at University of New Mexico...Majored in business management...Took part in Shop With a Viking during holiday season...Career aspirations are to be an entrepreneur following football.

PRO Was 1 of 4 Vikings linemen to start all 16 games in 2007...Made the transition from center in college to RT in the NFL...Helped the Vikings rank #1 in the NFL in rushing and set a team record with 2,634 yards, only the 2nd time in team history leading the NFL in rushing...Was the 2nd C drafted in 2006 after Nick Mangold (#29 by N.Y. Jets) when he was selected in the 2nd round (#51 overall)...The last C drafted as high by the Vikings was Dave Huffman, the #43 choice from Notre Dame in 1979.

2007 Started all 16 games for the #1-ranked rushing offense in the NFL...Helped Vikings establish team record with 2,634 rushing yards as a team and rank #1 in the NFL for only the 2nd time in team history...Cleared the way for Adrian Peterson and Chester Taylor to set team record for rushing yards by a tandem with 2,185 yards...Helped Peterson rank 2nd in the NFL with 1,341 rushing yards and set a Vikings rookie record...Blocked for Peterson's NFL-record 296 rushing yards vs. San Diego (11/4) and his 224-yard day at Chicago (10/14), the only rookie in NFL history with 2 games of 200+ rushing yards in a season...Paved the way for Peterson (6) and Taylor (2) to tie a

team record with 8 games rushing for 100+ yards...Vikings set a team record with 378 rushing yards vs. San Diego (11/4)...Helped the Vikings offense jump 10 spots from #23 in 2006 to #13 in 2007...Joined Matt Birk, Steve Hutchinson and Bryant McKinnie as linemen who started all 16 games.

2006 Played in 6 games on the season and started the final 3 games at RT...Played in his 1st NFL game when he rotated at RT with Mike Rosenthal vs. Arizona (11/26) as the Vikings snapped a 4-game losing streak...Shared time at RT with Rosenthal at Chicago (12/3)...Took the majority of the snaps at Detroit (12/10) after rotating into the game...Started his 1st career game when he opened at RT vs. NY Jets (12/17)...Started at RT at Green Bay (12/21) and in season finale vs. St. Louis (12/31)...Inactive for 10 games.

COLLEGE Former walk-on went on to be a 1st-team All-Mountain West choice as a sophomore, junior, and senior, the only New Mexico C to earn 3 honors...Played in 49 career games and started the final 44 straight...Played in the Senior Bowl with fellow Lobo Hank Baskett, the only time in school history that 2 Lobos played in the all-star game...Part of teams that made bowl appearances 3 straight years, facing UCLA in the 2002 Las Vegas Bowl, Oregon State in the 2003 Las Vegas Bowl, and Navy in the 2004 Emerald Bowl...Redshirted in 2001.

PREP A 2nd-team All-State selection and 1st-team All-City choice as a senior and 2nd-team All-City selection as a junior at Cibola High (Albuquerque, NM)...Played in New Mexico North/South All-Star Game as a senior.



BRIAN DANIELS G / #63

HEIGHT 6-4 WEIGHT 303

ACQUIRED FA FOR 2007

DOB 10-31-84

NFL 1ST YEAR

COLLEGE COLORADO

VIKINGS 1ST YEAR

GAMES/STARTS (regular season, playoffs) 2007 (0/0).

• Finalist for Draddy Award as a senior at CU, considered the academic Heisman and earned National Football Foundation post-graduate scholarship.

• Spent 14 weeks on Vikings practice squad and moved to 53-man roster for 2 weeks in 2007.

OFF THE FIELD Worked as an intern at Merrill Lynch in the Twin Cities during the 2008 offseason through an NFL Player Programs project to get players job exposure in their chosen fields...Majored in business at CU...Standout student was a 12-time Big 12 Conference Commissioner's Honor Roll member...Named 1 of 17 nationwide post-graduate scholarship winners as a senior...Finalist for Vincent dePaul Draddy Award, a prestigious academic honor for collegiate football players.

PRO Will compete for roster spot on one of the NFL's best offensive lines...Capable of playing multiple line positions.

2007 Spent 14 weeks on Vikings practice squad...Signed to Vikings 53-man roster for 2 games but was inactive for both- at Chicago (10/14) and at Dallas (10/21)...Went to training camp and through preseason with the Vikings but

was released in final roster cuts...Originally joined the Vikings as a rookie free agent.

COLLEGE Left Colorado with 45 starts and 47 games under his belt...Played in East-West Shrine Game after his senior year...Named 2nd-Team All-Big 12 as a senior by Associated Press...Served as a team captain as a senior and was voted by teammates as the winner of the Eddie Crower award for leadership...Only time missed during Buffs career was as a junior when he was sidelined for 2 games with rib and kidney injuries...Started 13 games as a sophomore...Named Freshman All-Big 12 in 2003 after starting 9 of 11 games...Set school record for most starts by a true freshman offensive lineman...Named CU's Male Freshman Athlete of the Year for all sports.

PREP Earned All-America honors from Parade, PrepStar and Super Prep at Mullen High in Evergreen, CO...Ranked as the top player in Colorado by Rivals.com...Highly-ranked wrestler and powerlifter.



JEFF DUGAN FB / #83

HEIGHT 6-4 WEIGHT 258

ACQUIRED D7 (#220) FOR 2004

DOB 4-8-81

NFL 5TH YEAR

COLLEGE MARYLAND

VIKINGS 5TH YEAR

GAMES/STARTS (regular season, playoffs) 2004 (14/2, 2/0), 2005 (1/0), 2006 (7/7), 2007 (16/3). **Total-** 38/12, 2/0.

• Stepped into FB position for 1st time in his career in 2006 and started the final 7 games of the season.

• Joins college teammate E.J. Henderson as the only Maryland Terrapins ever drafted by the Vikings.

OFF THE FIELD Double-majored, earning bachelor's degrees in business and finance...Volunteered with school and hospital visits during college...Took part in NFLPA-sponsored education classes in business and finance at the University of Pennsylvania's Wharton School during 2006 offseason...Interested in a career in corporate finance...Married during 2006 offseason.

PRO Physical blocker who brings a pass-catching dynamic to the FB position...Had career-long catch on a fake FG play when he caught a shovel pass from holder Chris Kluwe and advanced the ball 27 yards...Carried the ball 1 time each vs. Green Bay (9/30/07) and vs. Detroit

(12/2/07), his 1st career rushing attempts...Tabbed as the Vikings' starter at FB for the final 7 games of 2006 after season-ending injury to Tony Richardson...Signed contract extension in December 2006...Only the 2nd player from the University of Maryland drafted by the Vikings, joining LB E.J. Henderson...Selected in 7th Round (220th overall) in the 2004 NFL Draft.

2007 Played in all 16 games and started 3...Tied career-high with 7 receptions...Carried the ball vs. Green Bay (9/30) and vs. Detroit (12/2), his 1st career carries...Converted a 1st down on both rushing attempts and 3 of his 7 receptions on the season...Caught a career-long 27-yard pass from Vikings punter Chris Kluwe to convert a fake FG vs. Detroit (12/2)...Helped Vikings set team record with 2,634 rushing yards and ranked #1 in the NFL in rushing...Versatile player who can line up at FB and TE...Paved the way for Rookie of the Year Adrian Peterson to lead the NFC in rushing, rank 2nd in the NFL and set a Vikings rookie record with 1,341 yards...Peterson's 1,341 yards on the ground were the 2nd-most in Vikings history...Helped



Peterson and Chester Taylor set a new Vikings record with 2,185 rushing yards as a duo...Helped the Vikings offense jump 10 spots from #23 in the NFL in 2006 to #13 in 2007...Cleared the way for Peterson (6) and Taylor (2) to tie the Vikings record for most 100-yard games in a season with 8...Helped Peterson set an NFL record with 296 rushing yards vs. San Diego (11/4) and set a Vikings team rushing record with 378 yards.

2006 Stepped into starting FB spot after Tony Richardson was lost for the season with arm injury...Started all 7 games he played on the season...Recorded 1st career stats in 2006...Caught 1st career TD on a 3-yard pass from Brad Johnson vs. Arizona (11/26)...Cleared the way for Chester Taylor to post the 4th-highest single-season rushing mark in team history and his career-high with 1,214 yards...Helped a pair of runners break the 100-yard mark during the season, paving the way for Taylor to run for 136 yards vs. Arizona (11/26) and Artose Pinner to go for 125 yards at Detroit (12/10)...Pinner amassed his 1st career 100-yard effort against his former Lions teammates...Helped Taylor over the 1,000-yard mark for the season at Chicago (12/3)...Started and played in 1st game at Miami (11/19)...Start at Miami (11/19) was his 1st since 10/31/04 as a rookie...Dressed but did not play vs. Green Bay (11/12)...Inactive for opening 8 games.

2005 Played in lone game of the season at Atlanta (10/2)...Inactive for 15 regular season games.

2004 Played in 14 games, the 3rd-most among Vikings rookies, along with 2 starts...Had a career-high 3 special teams tackles at Green Bay (11/14)...Notched a tackle on special teams vs. Detroit (11/21)...Made 1st career start on Monday Night Football at Philadelphia (9/20)...Also started vs. NY Giants (10/31)...Played in 1st career playoff in Wild Card game at Green Bay (1/9/05)...Played in Divisional Playoff at Philadelphia (1/16/05).

COLLEGE Started 46 of 49 games after moving into the starting lineup during his freshman season...Finished his career with 55 catches for 649 yards and 3 TDs...Stepped aside in final game of 2001 regular season to allow senior Matt Murphy to start the game.

PREP Rated as top TE prospect in state at Central Catholic High in Pittsburgh...Earned All-League honors at DE and TE...Team captain as senior...Competed in shot put on track and field team.

DUGAN'S NFL TOTALS

Year	GPGS	RUSHING				RECEIVING					
		No.	Yds.	Avg.	Lg	TD	No	Yds	Avg	LG	TD
2004 (Minn.)	14/2	0	0	0.0	0	0	0	0	0.0	0	0
2005 (Minn.)	1/0	0	0	0.0	0	0	0	0	0.0	0	0
2006 (Minn.)	7/7	0	0	0.0	0	0	7	34	4.9	10	1
2007 (Minn.)	16/3	2	7	3.5	4	0	7	57	8.1	27	0
Total	38/12	2	7	3.5	4	0	14	91	6.5	27	1

SINGLE-GAME CAREER HIGHS

- Receptions3 ..@ Miami, 11/19/06
- Receiving Yards29 ..vs. Detroit, 12/2/07
- Long Catch27 ..vs. Detroit, 12/2/07
- Receiving TD1 ..vs. Arizona, 11/26/06
- Rushing Attempts1 ..vs. Green Bay, 9/30/07; vs. Detroit, 12/2/07
- Rushing Yards4 ..vs. Detroit, 12/2/07
- Long Rush4 ..vs. Detroit, 12/2/07

DUGAN'S TOUCHDOWN	
Game	Play
vs. Arizona, 11/26/063 pass from B. Johnson



RAY EDWARDS DE / #91

HEIGHT 6-5 WEIGHT 268

ACQUIRED D4 (#127) FOR 2006

DOB 1-1-85

NFL 3RD YEAR

COLLEGE PURDUE

VIKINGS 3RD YEAR

GAMES/STARTS (regular season, playoffs) 2006 (15/2), 2007 (12/11). **Total-** 27/13.

- Became the 1st Viking to block a FG since Eric Kelly in 2002 when he blocked Dave Rayner's attempt at Green Bay (12/21/06).
- Tied for team lead in sacks in 2007 and scored 1st career TD on a fumble recovery at Detroit (9/16/07).
- Scored 1 of Minnesota's NFL-high 13 defensive TDs over the 2006-07 seasons.

OFF THE FIELD Mentors local students at Summit Academy, working with them on classwork and social interaction...Active with kids literacy programs...Majored in physical education...Active in the community as a rookie, joining with LensCrafters and teammate Chris Kluwe to provide eye tests and glasses through the Give The Gift of Sight Program.

PRO Enters 2008 as the Vikings starter at LDE...Was regular starter at RDE in 2007 and tied for team lead in sacks...Showed playmaking abilities in 2007 by tying for team lead with 4 forced fumbles and scored 1st career TD on a 9-yard fumble recovery at Detroit (9/16/07)...His score was 1 of 8 defensive TDs for the Vikings in 2007 and 1 of 2 by fumble recovery, joining CB Cedric Griffin...Has posted 3.5 of his career sacks and a TD against the Detroit Lions in 4 career meetings...Missed final 4 games of 2007 on NFL suspension...Made his presence felt as a rookie in 2006 with his pass rushing abilities and started 2 of the final 4 games...Played in more games (15) than any other rookie on the roster in 2006...Part of 6-member 2006 Vikings draft class that have all started games...Selected in the 4th round with the 127th pick (acquired from Indianapolis through Philadelphia) in the Artis Hicks trade.

2007 Tied for team high in sacks (5.0) and forced fumbles (4) in his 1st season as a full-time starter...Scored 1st career TD on 1st career fumble recovery at Detroit (9/16), taking a fumble by Lions QB J.T. O'Sullivan caused by DT

Kevin Williams back 9 yards for a score...His TD was 1 of 8 by the Vikings defense during the season and 1 of 2 on fumble recoveries...Had season-best 1.5 sacks at Detroit (9/16)...Had sacks vs. San Diego (11/4), vs. Oakland (11/18) and vs. Detroit (12/2) while he shared one at Dallas (10/21)...Notched career-high 7 tackles in the opener vs. Atlanta (9/9)...Had career-high 5 QB hurries at Detroit (9/16).

2006 Tied for 3rd on the team with 3.0 sacks...Started 2 of the final 4 games...Posted the 1st sack of his career when he brought down J.P. Losman at Buffalo (10/1)...Followed that up the next week with another sack when he caught Jon Kitna vs. Detroit (10/8)...Inactive for game vs. Green Bay (11/12)...Shared a sack of Matt Leinart vs. Arizona (11/26) with fellow rookie DE Jayme Mitchell and posted a career-high 4 QB hurries in the game...Started his 1st career game at Detroit (12/10)...Posted a career-high 3 tackles and shared a sack of Chad Pennington vs. NY Jets (12/17) with Mitchell...Started at Green Bay (12/21) and became the 1st Viking to block a FG since Eric Kelly (vs. N.Y. Giants, 11/10/02) when he blocked Dave Rayner's attempt.

COLLEGE Finished his career tied for 7th on Purdue's career sacks list with 16.0 and 15th with 24.5 tackles for loss...Played in 36 games with 18 starts during his 3 years with the Boilermakers...Named to Bronko Nagurski and Ted Hendricks Defensive End of the Year watch lists as a junior in 2005...Ranked 2nd on the team as a junior with 11.0 tackles for loss and 5.5 sacks...Honorable mention All-Big Ten choice by coaches and the media in 2004...Semifinalist for Ted Hendricks Defensive End of the Year Award...Tied for team lead and tied for 2nd in the Big Ten with 8.0 sacks...A Big Ten All-Freshmen team choice by *The Sporting News*.

PREP Was a 1st-team All-State selection and was named conference's Player of the Year at Woodward High (Cincinnati, OH).



Scoring on D

The Vikings defense showcased a nose for the ball in 2007 and led the NFL with 8 defensive TDs. Ray Edwards scored 1 of the 2 fumble recovery TDs for the Vikings in 2007 and applied pressure to opposing QBs throughout the season.

2007 VIKINGS DEFENSIVE TOUCHDOWNS

PLAYER	TD
Kevin Williams vs. Atlanta (9/9)54 INT return
Antoine Winfield vs. Atlanta (9/9)14 INT return
Ray Edwards @ Detroit (9/16)9 fumble return
Cedric Griffin @ Dallas (10/21)28 fumble return
Darren Sharper @ NY Giants (11/25)20 INT return
Dwight Smith @ NY Giants (11/25)93 INT return
Chad Greenway @ NY Giants (11/25)37 INT return
Kevin Williams @ San Francisco (12/9)18 INT return

EDWARDS' NFL TOTALS

Year	GP/GS	Tackles									Special Teams
		Solo	Asst.	Total	Sacks	INTs	PBU	TFL	QBH	FF/FR	
2006 (Minn)	15/2	11	3	14	3.0	0	2	1.0	13	0/0	3
2007 (Minn)	12/11	29	12	41	5.0	0	2	5.0	22	4/1	1
Total	.27/13	40	15	55	8.0	0	4	6.0	35	4/1	4

SINGLE-GAME CAREER HIGHS

Tackles 7 ..vs. Atlanta, 9/9/07
 Solo Tackles 4 ..vs. Atlanta, 9/9/07; @ Chicago, 10/14/07
 Sack 1.5 ..@ Detroit, 9/16/07
 Passes Defensed 1 ..4 times, last @ Dallas, 10/21/07
 Tackle for Loss 2.0 ..vs. Philadelphia, 10/28/07
 QB Hurries 5 ..@ Detroit, 9/16/07
 Blocked FG 1 ..@ Green Bay, 12/21/06
 Forced Fumble 1 ..@ Chicago, 10/14/07; @ Dallas, 10/21/07; vs. San Diego, 11/4/07; vs. Detroit, 12/2/07
 Fumble Recovery 1 ..@ Detroit, 9/16/07 (9-yard TD)


EDWARDS' SACKS

GAME	QB	SACKS
@ Buffalo, 10/1/06	J.P. Losman	1.0
vs. Detroit, 10/8/06	Jon Kitna	1.0
vs. Arizona, 11/26/06	Matt Leinart	0.5
vs. NY Jets, 12/17/06	Chad Pennington	0.5
@ Detroit, 9/16/07	J.T. O'Sullivan	1.5
@ Dallas, 10/21/07	Tony Romo	0.5

vs. San Diego, 11/4/07	Phillip Rivers	1.0
vs. Oakland, 11/18/07	Daunte Culpepper	1.0
vs. Detroit, 12/2/07	Jon Kitna	1.0
Total		8.0

EDWARDS' TOUCHDOWN

GAME	PLAY
@ Detroit, 9/16/07	9-yard fumble return



Ray Edwards has donated time to Minneapolis' Summitt Academy during his time with the Vikings. Ray works with students on homework assignments and mentoring projects. Students from the school were his special guests for the San Diego Chargers game in 2007.



FRED EVANS DT / #90

HEIGHT 6-4 **WEIGHT** 305 **ACQUIRED** FA FOR 2007
DOB 10-6-83 **NFL** 3RD YEAR
COLLEGE TEXAS STATE **VIKINGS** 2ND YEAR

GAMES/STARTS (regular season, playoffs) 2006 (1/0-Mia.), 2007 (11/0). **Total-** 12/0 (11/0-Minn., 1/0-Mia.).

- Notched 1st career sack when he caught Giants QB Eli Manning at NY Giants (11/25/07).
- Cousin of MLB outfielder Gary Matthews, Jr.

OFF THE FIELD Majored in exercise and sports science with a minor in business administration at Texas State...High school teammates of former Patriots LB Corey Mays at Morgan Park High in Chicago...Cousin is Major League Baseball outfielder Gary Matthews...Sister, Aja Evans, won 2008 Big Ten title and set school record in shot put for Illinois.

PRO Played routinely in Vikings interior line rotation during 2007...Notched 1st career sack at NY Giants (11/25/07) when he caught eventual Super Bowl XLII MVP Eli Manning...Helped 2007 Vikings rank #1 in the NFL against the run...Made NFL debut in 2006 finale for Dolphins at Indianapolis.

2007 Played in 11 games as part of the Vikings defensive line rotation...Sacked eventual Super Bowl XLII MVP Eli Manning in game at NY Giants (11/25) during the Vikings upset win over the team that went on to win the Super Bowl...Had career-best 2 tackles vs. Philadelphia (10/28)...Played in 2007 opener vs. Atlanta (9/9), his 1st

action as a Viking.

2006 Played in 1 game during his rookie season, suiting up for the season finale at Indianapolis (12/31)...Had 2 tackles in his lone appearance of the season at Indianapolis (12/31)...Inactive for the opening 15 games of the season...Entered the NFL as a 7th-round pick by the Dolphins, #207 overall.

COLLEGE Finished his career with 2 seasons at Texas State where he was a full-time starter...Named Southland Conference Defensive Player of the Year as a senior...Tabbed as a 1st-Team All-Southland player as a junior and senior...Competed in Hula Bowl all-star game following his senior year...Helped Bobcats advance to NCAA Division I-AA playoffs as a senior, moving to the semifinals...Named Southland Conference Newcomer of the Year in 2004 in his 1st season at Texas State...Transferred to TSU from College of DuPage, a junior college in Glen Ellyn, IL, where he played on the offensive and defensive lines.

PREP Was a 2-way starter on the line at Morgan Park High...Teammate of former Patriots LB Corey Mays.

EVANS' NFL TOTALS

Year	GP/GS	Tackles				INTs	PBU	TFL	QBH	FF/FR	Special
		Solo	Asst.	Total	Sacks						Teams
2006 (Mia.)	1/0	2	0	2	0.0	0	0	0	0	0/0	0
2007 (Minn.)	11/0	4	1	5	1.0	0	0	0	2	0/0	0
Total	12/0	6	1	7	1.0	0	0	0	2	0/0	0

SINGLE-GAME CAREER HIGHS

Tackles 2 ..vs. Philadelphia, 10/28/07
 Solo Tackles 2 ..vs. Philadelphia, 10/28/07
 Sack..... 1.0 ..@ NY Giants, 11/25/07
 QB Hurries 1 ..vs. Atlanta, 9/9/07; vs. Philadelphia, 10/28/07

EVANS' SACK GAME	QB	SACKS
@ NY Giants, 11/25/07Eli Manning1.0



HEATH FARWELL LB / #59

HEIGHT 6-0 **WEIGHT** 235 **ACQUIRED** FA FOR 2005
DOB 12-31-81 **NFL** 4TH YEAR
COLLEGE SAN DIEGO STATE **VIKINGS** 4TH YEAR

GAMES/STARTS (regular season, playoffs) 2005 (7/0), 2006 (16/0), 2007 (16/0). **Total**-39/0.

- Selected by teammates as the Special Teams Player of the Year for the Vikings in 2006 and 2007.
- Set Vikings record with 7 special teams tackles at NY Giants (11/25/07) and has 57 special teams tackles over the past 2 seasons.
- Set Vikings record with 2 onside kick recoveries in a season and tied Vikings career record.

OFF THE FIELD Active in several community outreach programs during his 3 years in Minnesota, including visiting the University of Minnesota Children's Hospital...Active with RT Autism Foundation...Commits time to Vikings Victory Visits to local hospitals and the Salvation Army...Has embraced the Minnesota outdoors since joining the team...Criminal justice major who earned his bachelor's degree in spring 2005...Aspires to career as a SWAT officer after football...Former Vikings' Pro Bowl lineman Ed White served on the coaching staff at SDSU when Farwell played there...Has struck up a friendship with Vikings Hall of Famer Ron Yary, a fellow southern California native...Married in 2008 offseason.

PRO Twice honored by teammates as Special Teams MVP in 2006 and 2007...Is the only Viking to recover 2 onside kicks in a season (2007) and tied a Vikings career record with 2 held by Terry LeCount...Has been on special teams units that have returned 2 kickoffs for TDs and 1 punt return TD in his 3 Vikings seasons...Originally signed as a rookie free agent and has grown into one of the NFL's top special teamers...Has played in 39 games during his 3-year career, notching 70 special teams tackles, 2 onside kick recoveries and a fumble recovery...Led the Vikings in

defensive tackles in the 2006 preseason...Finished behind only Dovonte Edwards in 2005 to rank 2nd on the team with 13 special teams tackles in only 7 games...Signed immediately following the 2005 NFL Draft and moved from the Vikings practice squad to the active roster on 10/22/05.

HONORS Voted Special Teams MVP by team in 2006 and 2007.

2007 Named the Vikings Special Teams MVP for the 2nd straight season by teammates...Set Vikings records with 7 special teams tackles in a game at NY Giants (11/25) and by recovering 2 onside kicks in a season...Broke Vikings record for special teams tackles in a game with 7, snapping the mark of 6 by Wymon Henderson in 1988...Recovered onside kicks vs. Philadelphia (10/28) and vs. Washington (12/23)...Onside recovery vs. Philadelphia (10/28) was the 1st in team history in the 1st quarter of a game...His onside recoveries were the 13th and 14th in Vikings history.

2006 Named the Vikings' Special Teams MVP as voted on by teammates...Led team with 25 special teams tackles...Played in all 16 games after playing in 7 the previous season...Recorded his 1st career fumble recovery off a special teams fumble vs. Arizona (11/26)...Helped spring Mewelde Moore for a 71-yard punt return TD vs. New England (10/30/06) on Monday Night Football...Notched a season-high 3 special teams stops vs. Green Bay (11/12)...Led team in preseason tackles.

2005 Made most of playing time when he got on the field as a special teams standout...Began season on practice squad for the opening 5 weeks...Promoted to active roster and made NFL debut vs. Green Bay (10/23)...Played in 7 straight games before being sidelined with knee injury suffered at Detroit (12/4)...Averaged nearly 2 special teams

Special Delivery

Heath Farwell has grown into one of the NFL's best special teams players and set a pair of records in 2007. He has 70 career special teams tackles in 39 career games, an average of 1.8 stops per game.

VIKINGS SPECIAL TEAMS TACKLES IN A GAME

PLAYER	TACKLES
Heath Farwell @ NY Giants (11/25/07)	7
Wymon Henderson vs. Detroit (11/6/88)	6

VIKINGS SPECIAL TEAMS TACKLES IN A SEASON

PLAYER	TACKLES
Joey Browner, 1989	38
Nate Allen, 1977	35
Heath Farwell, 2007	32
Harold Morrow, 1997	32

VIKINGS CAREER ONSIDE KICK RECOVERIES

PLAYER	RECOVERIES
Heath Farwell	2
Terry LeCount	2



tackles in each game he played...Posted Vikings' season-high with 4 stops at NY Giants (11/13) on special teams...Provided blocking for both Mewelde Moore's punt return TD and Koren Robinson's kickoff return TD at NY Giants (11/13), only the 2nd time in team history returning a punt and kickoff for TD in the same game...His blocking helped earn Robinson a Pro Bowl berth as a kick returner and lead the NFC in average while Moore ranked 2nd in the NFC in punt returns.

COLLEGE Was freshman of the year at San Jose State in 2000...Transferred to San Diego State following the 2000 season...Led the Mountain West in forced fumbles in 2002...Earned SDSU Defensive MVP in 2004, Special

FARWELL'S NFL TOTALS

Year	GP/GS	Tackles									Special	
		Solo	Asst.	Total	Sacks	INTs	PBU	TFL	QBH	FF/FR	Teams	
2005 (Minn)	7/0	0	0	0	0.0	0	0	0.0	0	0/0	13	
2006 (Minn)	16/0	0	0	0	0.0	0	0	0.0	0	0/1	25	
2007 (Minn)	16/0	2	0	2	0.0	0	0	0.0	0	0/0	32	
Total	39/0	2	0	2	0.0	0	0	0.0	0	0/1	70	

SINGLE-GAME CAREER HIGHS

- Tackles 2 .vs. Atlanta, 9/9/07
- Solo Tackles 2 .vs. Atlanta, 9/9/07
- Special Teams Tackles . . . 7 .@ NY Giants, 11/25/07
- Fumble Recovery 1 .vs. Arizona, 11/26/06
- Onside Kick Recovery . . . 1 .vs. Philadelphia, 10/28/07; vs. Washington, 12/23/07

Teams Player of the Year in 2004 and Honorable Mention All-Mountain West Conference in 2004...Sat out 2001 under NCAA transfer rules...Played in all 12 games for San Jose State as a true freshman en route to earning SJSU Freshman of the Year honors.

PREP A 3-year letterwinner and defensive MVP at Corona (CA) High...Recorded 129 tackles and 10 sacks as a senior, earning 1st-Team All-Mountain View League...Had 96 tackles and 12 sacks as a junior en route to all-league honors...Lettered in baseball and track & field.



ROBERT FERGUSON WR / #89

HEIGHT 6-1 WEIGHT 219 ACQUIRED FA FOR 2007

DOB 12-17-79 NFL 8TH YEAR

COLLEGE TEXAS A&M VIKINGS 2ND YEAR

GAMES/STARTS (regular season, playoffs) 2001 (1/0-GB), 2002 (16/1, 1/1-GB), 2003 (15/12, 2/1-GB), 2004 (13/5-GB), 2005 (11/7-GB), 2006 (4/1-GB), 2007 (15/8). **Total**- 75/34, 3/2 (15/8-Minn; 60/26, 3/2-GB).

- Is the Vikings' most veteran WR as an 8-year NFL vet.
- Teammates in Green Bay with Vikings S Darren Sharper and K Ryan Longwell.
- Played 1 season at Texas A&M after 2 seasons at Tyler JC in Texas, entering the NFL Draft after his junior season.

OFF THE FIELD Married, wife's name is Tiffany, the couple has 3 daughters- Auryon, Paris and Tiajha...An auto enthusiast, has a couple classic cars he is especially proud of- a '64 Continental and a '69 Chevelle...Works to help single-parent homes through the Robert Ferguson Foundation by delivering groceries and youth mentoring...Promotes awareness of animal cruelty toward pit bulls through Punish The Deed, Not The Breed program...Majored in agriculture development at Texas A&M.

PRO Joined the Vikings during 2007 training camp after his release by Green Bay...Caught career-long 71-yard pass vs. Chicago (12/17/07) on Monday Night Football...The Vikings' most experienced WR in 2008, entering his 8th season...Played in Green Bay when

Vikings offensive coordinator Darrell Bevell was the Packers QB coach...Veteran WR who has 13 career TD receptions and has hauled in a pair of 2-point conversions...Started 2 of the 3 playoff games he has played in his career and caught a pair of TD passes in NFC Divisional Playoff game at Philadelphia (1/11/04)...Led Packers in special teams tackles in 2003, the same season he posted career-highs in receptions (38), yards (520) and TDs (4)...Had his lone career 100-yard receiving game vs. Minnesota (12/8/02) on 6 receptions and had 2 TDs in the game.

2007 Most veteran WR in the Vikings stable had his 2nd-highest career total with 32 catches during the season...Hauled in his career-long catch on a 71-yarder vs. Chicago (12/17) from QB Tarvaris Jackson...Caught lone TD of the season on a 19-yard pass from Jackson at San Francisco (12/9)...Caught 15 passes in the final 4 games of the season...Had season-high 6 catches at Green Bay (11/11), his 1st game back at Lambeau Field...Pulled in a 34-yard pass from QB Kelly Holcomb vs. Philadelphia (10/28), the longest of the day by the Vikings.

2006 Played in 4 games with 1 start at Detroit (9/24) before being sidelined by foot injury...Placed on injured reserve with foot injury on 10/23/06...Caught 5 passes



with a TD in the opening 3 games of the season...Caught TD on a 4-yard pass from Brett Favre vs. New Orleans (9/17).

2005 Battled through knee injuries that cost him 5 games...Began the season strong with 15 catches and 3 TDs in the opening 5 games of the season...Started 7 games in the 11 contests he played in...Suffered knee sprain at Minnesota (10/23) that he battled throughout the rest of the season...Hauled in a 37-yard TD catch on a 4th-and-4 play vs. Tampa Bay (9/25)...Caught a 17-yard pass in OT vs. Detroit (12/11) to set up Ryan Longwell's game-winning FG...Caught then-longest pass of his career, a 51-yarder, vs. New Orleans (10/9)...Had a 44-yard catch against the Vikings in the Metrodome (10/23).

2004 Saw time in 13 games with 5 starts...Had extensive time as a kick return man, where he averaged 25.0 yards per return, the 5th-best in the NFC...Caught lone TD of the season on an 18-yard score vs. Chicago (9/19)...Suffered head and neck injuries in game vs. Jacksonville (12/19) on a hit by Donovan Darius at the end of a 31-yard reception that ended with a 2-day hospital stay...Was inactive with head/neck injuries for the final 2 regular season game and NFC Wild Card Playoff vs. Minnesota (1/9/05).

FERGUSON'S NFL TOTALS

Year	GP/GS	RECEIVING					RUSHING				
		No.	Yds.	Avg.	Lg	TD	No	Yds	Avg	LG	TD
2001 (GB)	...1/0	0	0	0.0	0	0	0	0	0.0	0	0
2002 (GB)	...16/1	22	293	13.3	40t	3	0	0	0.0	0	0
Playoffs	...1/1	3	17	5.7	10	0	0	0	0.0	0	0
2003 (GB)	...15/12	38	520	13.7	47	4	1	-8	-8.0	-8	0
Playoffs	...2/1	5	73	14.6	40t	2	0	0	0.0	0	0
2004 (GB)	...13/5	24	367	15.3	48	1	0	0	0.0	0	0
2005 (GB)	...11/7	27	366	13.6	51	3	0	0	0.0	0	0
2006 (GB)	...4/1	5	31	6.2	10	1	0	0	0.0	0	0
2007 (Minn)	...15/8	32	391	12.2	71	1	0	0	0.0	0	0
Totals	...75/34	148	1,968	13.3	71	13	1	-8	-8.0	-8	0
Playoffs	...3/2	8	90	11.3	40t	2	0	0	0.0	0	0

SINGLE-GAME CAREER HIGHS

Receptions 7 .vs. Chicago, 12/7/03

Receiving Yards 105 .vs. Minnesota, 12/8/02

Long Reception 71 .vs. Chicago, 12/17/07

TD Receptions 2 .vs. Minnesota, 12/8/02; @ San Diego, 12/14/03

2003 Enjoyed best statistical season of his career with 38 receptions and 520 yards with 4 TDs...Started 12 of the 15 games he played...Caught career-best 7 passes vs. Chicago (12/7)...Led Packers in special teams tackles with 17...Green Bay won the 3 games he had a TD catch in...Had a 2-TD day at San Diego (12/14) in a Packers win, scoring on passes of 40 and 16 yards...Reeled in a 16-yard TD in win vs. San Francisco (11/23)...Caught 1st TD of the season in the 2nd game of the year vs. Detroit (9/14)...Caught 2 TD passes in the 1st quarter of the NFC Divisional Playoff game at Philadelphia (1/11/04)...Caught an 8-yard pass in NFC Wild Card Playoff win vs. Seattle (1/4/04).

2002 Posted 1st career 2-TD day vs. Minnesota (12/8) in a Packers win and notched 1st career 100-yard receiving game with 105 yards on 6 catches...Started 1st career game vs. Carolina (9/29) and finished day with 5 catches for 58 yards...Caught 1st career TD pass on an 8-yard strike from Favre at Detroit (9/22)...Packers won the 2 games he had TD receptions in during the season...Saw action in 1st career playoff game vs. Atlanta (1/4/03) in NFC Wild Card game when he had 3 catches and returned 4 kickoffs for 54 yards...Recovered a fumble by Nate Clements on a punt return vs. Buffalo (12/22).

2001 Battled injuries throughout the season and played in 1 game...Made his NFL debut in Monday Night Football win at Jacksonville (12/3)...Selected by Green Bay in the 2nd round (#41 overall), the 9th WR drafted.

COLLEGE Led Big 12 Conference with 58 catches in 2000 and was a 1st-Team all-conference choice...Tabbed as Big 12 Offensive Newcomer of the Year...Hauled in a 93-yard TD against Wyoming...Left A&M after 1 season to enter the NFL Draft...Earned All-America honors as a junior college standout at Tyler JC...Started collegiate career at Tyler as a DB before moving to WR.

PREP Starred at Spring Woods High in Houston...Named Defensive Player of the Year by Houston Touchdown Club...Standout basketball player.

FERGUSON'S TOUCHDOWNS

Game	Play
@ Detroit, 9/22/02	.8 pass from B. Favre
vs. Minnesota, 12/8/02	.21 pass, 40 pass from B. Favre
vs. Detroit, 9/14/03	.14 pass from B. Favre
vs. San Francisco, 11/23/03	.16 pass from B. Favre
@ San Diego, 12/14/03	.16 pass, 40 pass from B. Favre
@ Philadelphia, 1/11/04*	.40 pass, 17 pass from B. Favre
vs. Chicago, 9/19/04	.18 pass from B. Favre
vs. Cleveland, 9/18/05	.19 pass from B. Favre
vs. Tampa Bay, 9/25/05	.37 pass from B. Favre

vs. New Orleans, 10/9/05	.25 pass from B. Favre
vs. New Orleans, 9/17/06	.4 pass from B. Favre
@ San Francisco, 12/9/07	.19 pass from T. Jackson

* playoffs

FERGUSON'S CAREER GAME-BY-GAME (*-starts)

2001	No.	Yards	Avg.	Lg	TD
12/3 @ Jacksonville	.0	0	0.0	0	0

2002	No.	Yards	Avg.	Lg	TD	
9/8 Atlanta	.0	0	0.0	0	0	
9/15 @ New Orleans	.1	12	12.0	12	0	
9/22 @ Detroit	.2	45	22.5	37	1	
9/29 Carolina*	.5	58	11.6	20	0	
10/7 @ Chicago	.0	0	0.0	0	0	
10/13 @ New England	0	0	0.0	0	0	
10/20 Washington	.1	8	8.0	8	0	
11/4 Miami	.0	0	0.0	0	0	
11/10 Detroit	.0	0	0.0	0	0	
11/17 @ Minnesota	.1	9	9.0	9	0	
11/24 @ Tampa Bay	.0	0	0.0	0	0	
12/1 Chicago	.1	6	6.0	6	0	
12/8 Minnesota	.6	105	17.5	40t	2	
12/15 @ San Francisco	.0	0	0.0	0	0	
12/22 Buffalo	.1	11	11.0	11	0	
12/29 @ NY Jets	.4	39	9.8	16	0	
Totals	GP/GS: 16/1	.22	293	13.3	40t	3

PLAYOFFS

1/4/03 Atlanta*	.3	17	5.7	10	0
-----------------	----	----	-----	----	---

2003	No.	Yards	Avg.	Lg	TD	
9/7 Minnesota*	.6	53	8.8	19	0	
9/14 Detroit*	.3	29	9.7	14t	1	
9/21 @ Arizona*	.3	34	11.3	15	0	
9/29 @ Chicago	.0	0	0.0	0	0	
10/5 Seattle*	.1	5	5.0	5	0	
10/12 Kansas City*	.2	36	18.0	23	0	
10/19 @ St. Louis*	.1	25	25.0	25	0	
11/2 @ Minnesota	.0	0	0.0	0	0	
11/10 Philadelphia*	.2	16	8.0	8	0	
11/16 @ Tampa Bay*	.4	46	11.5	23	0	
11/23 San Francisco*	.2	21	10.5	16t	1	
11/27 @ Detroit*	.2	35	17.5	18	0	
12/7 Chicago	.7	79	11.3	20	0	
12/14 @ San Diego*	.2	56	28.0	40t	2	
12/22 @ Oakland*	.3	85	28.3	47	0	
Totals	GP/GS: 15/12	.38	520	13.7	47	4

PLAYOFFS

1/4/04 Seattle	.1	4	4.0	4	0
1/11/04 @ Philadelphia*	.4	65	16.3	40t	2

2004	Opponent	No.	Yards	Avg.	Long	TD
9/13 @ Carolina*	.1	5	5.0	5	0	
9/19 Chicago	.4	50	12.5	23	1	
9/26 @ Indianapolis	.1	11	11.0	11	0	
10/3 NY Giants*	.1	24	24.0	24	0	
10/11 Tennessee	.1	11	11.0	11	0	
10/24 Dallas	.1	8	8.0	8	0	
10/31 @ Washington	.1	48	48.0	48	0	
11/14 Minnesota*	.1	2	2.0	2	0	
11/21 @ Houston*	.4	44	11.0	23	0	
11/29 St. Louis*	.4	53	13.3	27	0	
12/5 @ Philadelphia	.3	68	22.7	31	0	

12/12 Detroit	.0	0	0.0	0	0	
12/19 Jacksonville	.2	43	21.5	31	0	
Totals	GP/GS: 13/5	.24	367	15.3	48	1

2005	Opponent	No.	Yards	Avg.	Long	TD
9/11 @ Detroit*	.1	4	4.0	4	0	
9/18 Cleveland	.4	47	11.8	19t	1	
9/25 Tampa Bay	.4	68	17.0	37t	1	
10/3 @ Carolina*	.3	24	8.0	10	0	
10/9 New Orleans*	.3	84	28.0	51	1	
10/23 @ Minnesota*	.2	52	26.0	44	0	
11/21 Minnesota*	.1	5	5.0	5	0	
11/27 @ Philadelphia	.2	15	7.5	11	0	
12/4 @ Chicago	.4	37	9.3	15	0	
12/11 Detroit*	.2	28	14.0	17	0	
12/19 @ Baltimore	.1	2	2.0	2	0	
Totals	GP/GS: 11/7	.27	366	13.6	51	3

2006	Opponent	No.	Yards	Avg.	Long	TD
9/10 Chicago	.2	17	8.5	10	0	
9/17 New Orleans	.1	4	4.0	4t	1	
9/24 @ Detroit*	.2	10	5.0	5	0	
10/2 @ Philadelphia	.0	0	0.0	0	0	
Totals	GP/GS: 4/1	.5	31	6.2	10	1

2007	Opponent	No.	Yards	Avg.	Long	TD
9/9 Atlanta	.0	INACTIVE				
9/16 @ Detroit	.3	29	9.7	12	0	
9/23 @ Kansas City*	.0	0	0.0	0	0	
9/30 Green Bay	.0	0	0.0	0	0	
10/14 @ Chicago	.2	15	7.5	9	0	
10/21 @ Dallas	.0	0	0.0	0	0	
10/28 Philadelphia	.1	34	34.0	34	0	
11/4 San Diego*	.3	24	8.0	11	0	
11/11 @ Green Bay*	.6	59	9.8	35	0	
11/18 Oakland	.1	6	6.0	6	0	
11/25 @ NY Giants*	.0	0	0.0	0	0	
12/2 Detroit	.1	-2	-2.0	-2	0	
12/9 @ San Francisco	.4	57	14.3	23	1	
12/17 Chicago*	.2	79	39.5	71	0	
12/23 Washington*	.4	51	12.8	16	0	
12/30 @ Denver*	.5	39	7.8	21	0	
Totals	GP/GS: 15/8	.32	391	12.2	71	1



ERIC FRAMPTON S / #37

HEIGHT 5-11 WEIGHT 205

ACQUIRED W (DET) FOR 2007

DOB 2-6-84

NFL 2ND YEAR

COLLEGE WASHINGTON STATE

VIKINGS 2ND YEAR

GAMES/STARTS (regular season, playoffs) 2007 (14/0-9/0-Minn., 5/0-Det.). **Total**- 14/0.

- Ranked 4th on the Vikings in special teams tackles despite only playing in 9 games of the 2007 season.
- Originally a 5th-round draft pick by Oakland in 2007.

OFF THE FIELD Majored in business administration/entrepreneurship at Washington State...Engaged to Eimy Escano with a spring 2009 wedding planned...His father was a track and field athlete at Tuskegee University and brother ran track at Florida A&M...Family owns electronic component company, Tri Bay Systems, in San Jose that Frampton and his 2 sibling plan to take over from their father...Aspires to earn a masters degree following football and to work with the United Nations.

PRO Claimed by Vikings off waivers from Detroit on 10/22/07...Played in the opening 5 games of the 2007 season with Detroit...Claimed by Lions on 9/2/07 after being released by Oakland following training camp...Selected in the 5th round in the 2007 Draft by Oakland, the 165th player selected...Played at Oakland under 1st-year head coach Lane Kiffin, a former Vikings training camp ball boy and son of former Vikings assistant coach Monte Kiffin...Faced both of his former teams in a whirlwind rookie campaign in 2007, playing against Oakland with Detroit and facing the Lions as a Viking.

2007 Ranked 4th on the Vikings with 14 special teams tackles despite only playing in 9 games with the

team...Served as a Vikings game captain for game vs. San Diego (11/4), only his 2nd week with the team...Had season-high 3 special teams tackles in a pair of games- vs. Philadelphia (10/28) and vs. Chicago (12/17)...Notched 6 special teams tackles in 5 games he played with the Lions...Had season-best 3 special teams tackles at Philadelphia (9/23) with Detroit...Played in 1st NFL game in 2007 opener at Oakland (9/9), facing the team he had been released by the week before...Played on defense and special teams in opener at Oakland (9/9) for the Lions.

COLLEGE Started 23 of 46 games at Washington State...Named 1st-Team All-Pac 10 as a senior...In his lone bowl game of his college career, helped Cougars top Texas in the Holiday Bowl as a freshman...Scored a pair of TDs on his 6 career INTs...Started all 11 games as a senior and 11 games as a junior...Led Cougars in tackles as a junior and senior...Redshirted as a freshman.


PREP Standout at Oak Grove High in San Jose...Missed time as a senior with a broken collarbone...Scored 17 rushing TDs as a junior.

FRAMPTON'S NFL TOTALS

Year	GP/GS	Tackles			Sacks	INTs	PBU	TFL	QBH	FF/FR	Special Teams
		Solo	Asst.	Total							
2007 (Minn.)	9/0	0	0	0	0.0	0	0	0	0	0/0	14
(Det.)	5/0	0	0	0	0.0	0	0	0	0	0/0	6
Total	14/0	0	0	0	0.0	0	0	0	0	0/0	20

SINGLE-GAME CAREER HIGHS

Special Teams Tackles . . . 3 . .vs. Philadelphia, 10/22/07; vs. Chicago, 12/17/07



GUS FREROTTE QB / #12

HEIGHT 6-3 WEIGHT 233

ACQUIRED FA FOR 2008

DOB 7-31-71

NFL 15TH YEAR

COLLEGE TULSA

VIKINGS 3RD YEAR

GAMES/STARTS (regular season, playoffs) 1994 (4/4-Wash.), 1995 (16/11-Wash.), 1996 (16/16-Wash.), 1997 (13/13-Wash.), 1998 (3/2-Wash.), 1999 (9/6, 1/1-Det.), 2000 (10/6, 1/1-Den.), 2001 (4/1-Den.), 2002 (4/3-Cinn.), 2003 (16/2-Minn.), 2004 (16/0, 2/0-Minn.), 2005 (16/15-Mia.), 2006 (1/0-St.L.), 2007 (8/3-St.L.). **Total-** 136/82, 4/2 (52/46-Wash., 9/6, 1/1-Det., 14/7, 1/1-Den., 4/3-Cinn., 3/2, 2/0-Minn., 16/15-Mia., 9/3-St.L.).

- Holds Vikings single-game passer rating record at 157.2, set in his 1st start as a Viking, vs. 49ers in 2003.
- Has 84 career starts, including playoffs, in 14 seasons.

OFF THE FIELD Married to Ann, the couple has daughter, Abigaile, and sons Gunnar and Gabriel...An avid NHL hockey fan...Joins Vikings TE Garrett Mills among the few former Tulsa players in the NFL...An accomplished golfer who has a pair of hole-in-one shots to his credit...Active with Miracles of Mitch foundation in the Twin Cities...Collects vintage sports cards...Cousin of the late Mitch Frerotte, an offensive lineman on the Buffalo Bills' Super Bowl teams in the early 1990s.

HONORS 1996 Pro Bowl...NFC Offensive Player of the Week at Indianapolis (10/23/94).

PRO Most veteran player on the Vikings roster for 2008...Played in all 32 games for the Vikings in 2003-04, starting 2 times in 2003...Has led Detroit and Denver to the playoffs, taking the 1999 Lions to their last postseason appearance...Earned **Pro Bowl** honors in 1996 with Washington where he threw a TD to Vikings legend Cris Carter...Named the **NFC Offensive Player of the Week** in his 1st career start at Indianapolis (10/23/94) while playing



with Washington...Threw his 100th career TD pass in 2007 with the St. Louis Rams...Has started a game for each of the 7 NFL franchises he has suited up for...Entered the NFL as a 7th-round pick in 1994, the 197th player selected.

2007 Started 3 games for the Rams, winning game vs. Atlanta (12/2)...Helped team post 2 of the 3 highest-scoring outputs of the season in his 3 starts with 31 points vs. Arizona (10/7) and 28 points vs. Atlanta (12/2)...Threw 100th career TD pass...Notched 6th career 300-yard passing game vs. Atlanta (12/2) with 311 yards...Had season-high 98.6 passer rating vs. Atlanta (12/2).

2006 Played in 1 game in his 1st season with Rams, going 1-of-3 for 27 yards vs. San Francisco (11/26)...Was inactive for 15 games as the 3rd QB...Joined Rams when his former coordinator with Minnesota and Miami, Scott Linehan, was named St. Louis head coach.

2005 Guided Dolphins to 6 consecutive wins at the end of the season and started 15 games for the team in his lone season in Miami...Set career-highs with 18 TD passes and 494 attempts...Came within 4 yards of posting his 2nd career 3,000-yard season...Started 15 games, the 2nd-most of his career...Threw for 360 yards vs. New England (11/13), the most yards by a Miami QB since Dan Marino in 1999...Had season-best 128.8 passer rating at San Diego (12/11)...Played under Nick Saban in his 1st season as the Dolphins head coach...Joined former Vikings offensive coordinator Scott Linehan in his 1st season with Dolphins in the same capacity.

2004 Attempted 1 pass in regular season while backing up starter Daunte Culpepper...Was holder for PAT and FGs throughout season...Vikings went 8-8 and advanced to NFC Divisional Playoffs, failing to eventual NFC Champion Philadelphia when Vikings Head Coach Brad Childress was on the Eagles staff...Held for NFL's all-time leading scorer Morten Andersen.

2003 Stepped into starting job for 2 games and won both starts vs. San Francisco (9/28) and at Atlanta (10/5)...In his 1st Vikings start, set team record and career-best with 157.2 passer rating and became only the 2nd Vikings QB to throw 4 TDs in his 1st start...Posted a 102.6 passer rating in 2nd start at Atlanta (10/5), the 1st time in his career with consecutive 100+ passer rating games...Entered game at Detroit (9/21) in 2nd quarter in place of injured Culpepper and led team to 10 points and preserved a 23-13 win while throwing a pair of 72-yard passes in the game- a 72-yard TD to WR Kelly Campbell and a 72-yard non-scoring pass to WR Randy Moss...Became only the 2nd QB in Vikings history to throw 2 passes of 70+ yards in a game.

In Gus We Trust

During Gus Frerotte's career he has started 84 career games and started playoff games for 2 different teams. He was 2-0 in a pair of starts for the Vikings in 2003 and had a memorable game in his 1st start with the club, setting the franchise record for single-game passer rating at 157.2 points and threw 4 TDs.

VIKINGS SINGLE-GAME PASSER RATING

PLAYER, GAME	RATING
Gus Frerotte vs. San Francisco, 9/28/03	157.2
Warren Moon vs. New Orleans, 11/19/95	152.9
Brad Johnson vs. Atlanta, 12/1/96	152.4

VIKINGS MOST TD PASSES IN 1ST START

PLAYER, GAME	Tds
Gus Frerotte vs. San Francisco, 9/28/03	4
Todd Bouman vs. Tennessee, 12/9/01	4
Jeff George vs. San Francisco, 10/24/99	3

VIKINGS MOST 70+ YARD PASSES IN A GAME

PLAYER, GAME	PASSES
Gus Frerotte at Detroit, 9/21/03	72, 72t
Fran Tarkenton at LA Rams, 11/19/72	76t, 70t

Late Round Rebound

Gus Frerotte has outlasted all of the players selected in the 1994 NFL Draft and has far out-played his 7th-round selection when he was the 197th overall player taken.

QBs SELECTED IN 1994 NFL DRAFT

PLAYER, COLLEGE, TEAM	ROUND/OVERALL
Heath Shuler, Tennessee, Washington	1st/#3
Trent Diller, Fresno State, Tampa Bay	1st/#6
Perry Klein, C.W. Post, Atlanta	4th/#111
Doug Nussmeier, Idaho, New Orleans	4th/#116
Jim Miller, Michigan State, Pittsburgh	6th/#178
Gus Frerotte, Tulsa, Washington	7th/#197
Jay Walker, Howard, New England	7th/#198
Steve Matthews, Memphis, Kansas City	7th/#199
Glenn Foley, Boston College, NY Jets	7th/#208

2002 Opened the season as the Bengals starter in the opening 3 games of the campaign...Threw for season-best 239 yards on 26-of-47 passing at Cleveland (9/15)...Inactive as the 3rd QB in Game 4 vs. Tampa Bay (9/29)...Did not play in 11 of the final 12 games.

2001 Played in 4 games and started once while serving as backup to Brian Griese...Posted career-high 73.0% completions in his lone start of the season at Kansas City (12/16) where he threw a TD to Rod Smith and ran for a 4-yard score...Placed on IR on 12/19 with a separated shoulder suffered in game at Kansas City (12/16)...Tossed a 26-yard TD to Rod Smith at Oakland (11/5)...Entered game vs. Seattle (12/9) in 3rd quarter and led team to a TD and a FG in a 20-7 win, throwing a 1-yard TD to Patrick Hape.

2000 Posted a 4-2 mark as a starter while replacing Griese when he was sidelined with shoulder injuries...Started 1st game of season vs. Kansas City (9/24) and then in 5 straight contests, vs. San Diego (11/19), at Seattle (11/26), at New Orleans (12/3), vs. Seattle (12/10) and at Kansas City (12/17)...Posted best day as a pro and set a Denver record vs. San Diego (11/19) with 462 yards and 5 TDs on 36-of-58 passing in a 38-37 win...Broncos posted 30+ points in the opening 4 games of that span, all Denver wins...Started 2nd career playoff game when he led Denver in Wild Card Playoff game against eventual Super Bowl champions Baltimore (12/31) on the road...Notched 132.3 passer rating at New Orleans (12/3) in a 38-23 win...Engineered his 4th and the team's 6th consecutive win and clinched a playoff spot with a 31-24 victory vs. Seattle (12/10)...Win vs. Seattle (12/10) was the team's 4th straight scoring 30+ points, tying Denver's longest such streak in franchise history...Threw a 25-yard TD to Ed McCaffrey vs. San Francisco (12/23), giving McCaffrey a franchise-record 101 receptions on the season.

1999 Started 6 games...Threw for 375 yards in 1st start of the season at Arizona (11/14) on 24-of-39 passing, a career-high at the time. His 77-yard TD to Germane Crowell in the game still stands as his career-long and the 375 yards was the 2nd-most in Lions history...Engineered a 21-17 win on Thanksgiving Day vs. Chicago (11/25), going 29-of-42 for 309 yards and 2 TDs...Played entire 2nd half of game vs. Minnesota (10/17) and led team to a game-winning FG with :07 remaining in a 25-23 win...Threw a 12-yard game-winning TD to Morton :28 remaining against eventual Super Bowl winners St. Louis (11/7) for 31-27 comeback win...Replaced injured Charlie Batch in regular-season finale at Minnesota (1/2/00), going 14-of-22 for 180 yards and a TD...Started in Wild Card Playoff at Washington (1/8/00) for injured Batch.

1998 Saw time in 3 games with 2 starts while battling injuries in his final season as a Redskin...Started the opener at NY Giants (9/6) but a shoulder injury forced him from the game in the 3rd quarter...Replaced starter Trent Green at Philadelphia (10/11), going 7-of-16 for 73 yards...Started at Minnesota (10/18), throwing for 117 yards on 10-of-26 passing...Did not play in the final 9 games of the season.

1997 Started the opening 13 games of the season before a broken hip sidelined him...Placed on IR 12/29/97 due to hip injury...Engineered the "Skins win vs. Arizona (9/14) in the first game at Jack Kent Cooke Stadium, going 19-of-36 for 265 yards, including a 40-yard TD to Michael Westbrook...Threw for 3 TDs vs. Jacksonville (9/28) to hand Jaguars 1st loss of the season...Had a 2-TD day at Chicago (11/2) in Washington win...Played entire 4th quarter with an injured hip vs. St. Louis (11/30), later discovered

to be fractured, and led the game-tying drive with under 2:00 to play in a game the Rams won 23-20.

1996 Led Washington to a 9-7 mark but missed the play-off due to tiebreakers...Started all 16 games for only time in his career...Earned **Pro Bowl** berth along with setting career-highs in attempts (470), completions (270) and passing yards (3,453)...Posted NFL's 2nd-best interception % at 2.3 with only 11 INTs in 470 attempts...Connected with Leslie Shepherd for season-long 52-yard TD vs. NY Jets (9/29) on ESPN's Sunday Night Football, finishing game 15-of-22 for 257 yards and a TD...Threw for 346 yards on 22-of-31 passing in a 37-10 win vs. Dallas (12/22)...Threw for 193 yards, including a 53-yard TD to Cris Carter in the Pro Bowl.

1995 Entered the season as backup to Heath Shuler but went on to start 11 games...Replaced Shuler in season opener vs. Arizona (9/3), throwing a pair of 2nd-half TDs in a 27-7 win, including a 73-yarder to Leslie Shepherd...In 2nd start of the season at Denver (9/17) he posted a 3-TD day...Started games 2-11 before being replaced by Shuler and started the season finale after a Shuler injury sidelined him...Posted 345 yards vs. NY Giants (10/29).

1994 Entered season as the 3rd QB behind John Friesz and Heath Shuler...Moved past Friesz into backup role by mid-October...Earned 1st career start at Indianapolis (10/23) after Shuler suffered ankle sprain...Engineered a 41-27 win at Indianapolis (10/23) to snap a Washington 5-game losing streak and was named **NFC Offensive Player of the Week** for his efforts...In his 2nd career start the following week vs. Philadelphia (10/30) he notched his 1st career 3-TD passing day...Entered the NFL as a 7th-round choice (#197).

COLLEGE Finished career at Tulsa as the school's 2nd-ranked all-time passer behind T.J. Rubley, a teammate from 1991-92...Threw for 5,480 yards and 32 TDs on 432-of-860 passing...His 2,871 yards as a senior were the most by a Tulsa QB in 28 years...Added 21 TD passes as a senior...Threw for 6 TDs vs. East Carolina in 1993 and topped the 300-yard mark 6 times in his career...Handled punting duties for the team as a sophomore and averaged 35.5 yards per punt...Forced into starting role for 8 games as a redshirt freshman in 1990 after Rubley was injured, starting his 1st career game at Oklahoma.

PREP Attended Ford City High in Ford City, PA...Led football team to the district title game for 1st time in school history...A 4-time letterman in baseball and 3-time honoree in football and basketball.

FRELOTTE'S NFL TOTALS
PASSING

Year	GP/GS	Att.	Comp.	Pct.	Yards	Yds/Att	TD	INT	LG	Sk/Yds	Rating
1994 (Wash) . . .	4/4	100	46	46.0	600	6.0	5	5	51	3/18	61.3
1995 (Wash) . . .	16/11	396	199	50.3	2,751	6.9	13	13	73t	23/192	70.2
1996 (Wash) . . .	16/16	470	270	57.4	3,453	7.3	12	11	52t	22/134	79.3
1997 (Wash) . . .	13/13	402	204	50.7	2,682	6.7	17	12	52	23/146	73.8
1998 (Wash) . . .	3/2	54	25	46.3	283	5.2	1	3	22	12/61	45.5
1999 (Det)	9/6	288	175	60.8	2,117	7.4	9	7	77t	28/202	83.6
<i>Playoffs</i>	1/1	46	21	45.7	251	5.5	1	2	58	5/38	52.0
2000 (Den)	10/6	232	138	59.5	1,776	7.7	9	8	44	12/77	82.1
<i>Playoffs</i>	1/1	28	13	46.4	124	4.4	0	1	24	4/34	44.3
2001 (Den)	4/1	48	30	62.5	308	6.4	3	0	26t	3/21	101.7
2002 (Cinn)	4/3	85	44	51.8	437	5.1	1	5	51	10/74	46.1
2003 (Minn)	16/2	65	38	58.5	690	10.6	7	2	72t	5/22	118.1
2004 (Minn)	16/0	1	0	0.0	0	0.0	0	0	0	0/0	39.6
<i>Playoffs</i>	1/0	1	0	0.0	0	0.0	0	0	0	0/0	39.6
2005 (Mia)	16/15	494	257	52.0	2,996	6.1	18	13	60t	26/158	71.9
2006 (St. L)	1/0	3	1	33.3	27	9.0	0	0	27	0/0	67.4
2007 (St. L)	8/3	167	94	56.3	1,014	6.1	7	12	38	11/59	58.3
Totals	136/82	2,805	1,521	54.2	19,134	6.8	102	91	77t	178/1164	74.3
<i>Playoffs</i>	<i>3/2</i>	<i>75</i>	<i>34</i>	<i>44.7</i>	<i>375</i>	<i>4.9</i>	<i>1</i>	<i>3</i>	<i>58</i>	<i>9/72</i>	<i>48.5</i>

Record as Starter (regular/playoffs): 37-44-1; 1-3 in 1994, 3-8 in 1995, 9-7 in 1996, 6-6-1 in 1997, 0-2 in 1998, 2-4/0-1 in 1999, 4-2/0-1 in 2000, 0-1 in 2001, 0-3 in 2002, 2-0 in 2003, 9-6 in 2005, 1-2 in 2007.

RUSHING

Year	Att.	Yards	Avg.	LG	TD
1994	4	1	0.3	2	0
1995	22	16	0.7	10	1
1996	28	16	0.6	17	0
1997	24	65	2.7	26	2
1998	3	20	6.7	20	0
1999	15	33	2.2	8	0
<i>Playoffs</i>	2	16	8.0	9	0
2000	22	64	2.9	13t	1
2001	10	9	0.9	4t	1
2002	4	22	5.5	9	0
2003	12	-2	-0.2	4	0
2004	0	0	0.0	0	0
2005	27	61	2.3	14	0
2006	0	0	0.0	0	0
2007	6	3	0.5	2	0
Totals	178	308	1.7	26	5

SINGLE-GAME CAREER HIGHS

Attempts 58 .vs. San Diego, 11/19/00
 Completions 36 .vs. San Diego, 11/19/00
 Passing Yards 462 .vs. San Diego, 11/19/00
 TD Passes 5 .vs. San Diego, 11/19/00
 Long Pass 77t .@ Arizona, 11/14/99
 Highest QB Rating . . 157.2 .vs. San Francisco, 9/28/03
 Rushing Attempts 6 .@ Seattle, 11/26/00
 Rushing Yards 32 .@ Tennessee, 10/19/97
 Long Rush 26 .@ Tennessee, 10/19/97
 Rushing TDs 1 .5 times, last @ Kansas City, 12/16/01

FRELOTTE'S TOUCHDOWNS

GAME

	PLAY
@ Indianapolis, 10/23/94 (2)	1 pass to J. Jenkins, 5 pass to J. Jenkins
vs. Philadelphia, 10/30/94 (3)	13 pass to D. Howard, 15 pass to E. Horton, 1 pass to J. Jenkins
vs. Arizona, 9/3/95 (2)	73 pass to L. Shepherd, 2 pass to S. Galbraith
@ Denver, 9/17/95 (3)	5 pass to M. Logan, 7 pass to L. Shepherd, 1 pass to S. Galbraith
vs. Dallas, 10/1/95 (2)	9 pass to M. Logan, 4 pass to T. Allen
@ Philadelphia, 10/8/95 (3)	40 pass to H. Ellard, 1 run, 12 pass to H. Ellard
@ Arizona, 10/15/95 (2)	46 pass to H. Ellard, 29 pass to W. Bell
vs. Detroit, 10/22/95 (1)	13 pass to H. Ellard
vs. Seattle, 11/19/95 (1)	18 pass to O. Truitt
@ NY Giants, 9/15/96 (1)	30 pass to S. Galbraith
@ St. Louis, 9/22/96 (1)	2 pass to S. Galbraith
vs. NY Jets, 9/29/96 (1)	52 pass to L. Shepherd
@ New England, 10/13/96 (2)	13 pass to J. Asher, 13 pass to H. Ellard
vs. Indianapolis, 10/27/96 (1)	7 pass to L. Shepherd
vs. Arizona, 11/10/96 (1)	17 pass to M. Westbrook
@ Philadelphia, 11/17/96 (2)	12 pass to J. Asher, 7 pass to J. Asher
vs. San Francisco, 11/24/96 (1)	20 pass to J. Asher
@ Dallas, 11/28/96 (1)	26 pass to L. Shepherd
@ Tampa Bay, 12/8/96 (1)	3 pass to H. Ellard
@ Carolina, 8/31/97 (1)	5 pass to L. Shepherd
vs. Arizona, 9/14/97 (2)	40 pass to M. Westbrook
vs. Jacksonville, 9/28/97 (3)	10 pass to L. Shepherd, 8 pass to J. Asher, 13 pass to L. Shepherd
@ Philadelphia, 10/5/97 (1)	5 pass to T. Allen
vs. Dallas, 10/13/97 (1)	24 pass to H. Ellard
@ Tennessee, 10/19/97 (2)	13 pass to H. Ellard, 10 pass to H. Ellard
vs. Baltimore, 10/26/97 (2)	15 pass to L. Shepherd, 6 pass to B. Mitchell
@ Chicago, 11/2/97 (3)	9 pass to J. Jenkins, 1 run, 39 pass to L. Shepherd
vs. Detroit, 11/9/97 (1)	1 pass to J. Jenkins
@ Dallas, 11/16/97 (1)	24 pass to H. Ellard
vs. NY Giants, 11/23/97 (1)	1 run
vs. St. Louis, 11/30/97 (1)	39 pass to L. Bowie
@ NY Giants, 9/6/98 (1)	17 pass to L. Shepherd
vs. St. Louis, 11/7/99 (2)	3 pass to C. Schlesinger, 12 pass to J. Morton
@ Arizona, 11/14/99 (2)	7 pass to D. Sloan, 77 pass to G. Crowell
@ Green Bay, 11/21/99 (1)	14 pass to G. Crowell
vs. Chicago, 11/25/99 (2)	45 pass to G. Crowell, 2 pass to J. Morton
vs. Washington, 12/5/99 (1)	23 pass to H. Moore
@ Minnesota, 12/00 (1)	36 pass to J. Morton
vs. San Diego, 11/19/00 (5)	1 pass to E. McCaffrey, 5 pass to D. Carswell, 26 pass to R. Smith,
	10 pass to D. Clark, 5 pass to E. McCaffrey
@ Seattle, 11/26/00 (1)	43 pass to D. Carswell
@ New Orleans, 12/3/00 (1)	43 pass to D. Carswell
vs. Seattle, 12/10/00 (1)	5 pass to E. McCaffrey
vs. San Francisco, 12/23/00 (2)	25 pass to E. McCaffrey, 13 run
@ Oakland, 12/5/01 (1)	26 pass to R. Smith
vs. Seattle, 12/9/01 (1)	1 pass to P. Hape
@ Kansas City, 12/16/01 (2)	11 pass to R. Smith, 4 run
@ Cleveland, 9/15/02 (1)	22 pass to C. Jackson
@ Detroit, 9/21/03 (1)	72 pass to K. Campbell
vs. San Francisco, 9/28/03 (4)	15 pass to R. Moss, 35 pass to R. Moss, 22 pass to N. Burleson, 59 pass to R. Moss
@ Atlanta, 10/5/03 (2)	32 pass to R. Moss, 17 pass to R. Moss
vs. Denver, 9/11/05 (2)	2 pass to R. McMichael, 60 pass to M. Booker
@ NY Jets, 9/18/05 (1)	4 pass to R. McMichael
vs. Carolina, 9/25/05 (2)	18 pass to R. McMichael, 42 pass to C. Chambers
@ Buffalo, 10/9/05 (2)	1 pass to W. Heller, 30 pass to R. McMichael
@ New Orleans, 10/30/05 (1)	12 pass to C. Chambers
vs. New England, 11/13/05 (2)	3 pass to C. Chambers, 15 pass to C. Chambers
@ Oakland, 11/27/05 (2)	44 pass to B. Gilmore, 25 pass to R. McMichael
@ San Diego, 12/11/05 (2)	8 pass to C. Chambers, 35 pass to C. Chambers
vs. NY Jets, 12/18/05 (1)	8 pass to C. Chambers
vs. Tennessee, 12/24/05 (2)	11 pass to C. Chambers, 7 pass to C. Chambers
@ New England, 1/1/06 (1)	15 pass to M. Booker
vs. Arizona, 10/7/07 (3)	16 pass to D. Bennett, 11 pass to T. Holt, 29 pass to R. McMichael
vs. Seattle, 11/25/07 (1)	15 pass to I. Bruce
vs. Atlanta, 12/2/07 (3)	1 pass to McMichael, 31 pass to T. Holt, 8 pass to I. Bruce

PLAYOFFS

@ Washington, 1/8/00 (1)	5 pass to R. Rivers
--------------------------	---------------------

PLAYERS

FREROTTE'S TD TARGETS

(including playoffs)

TARGETTDs

REGULAR SEASON

Leslie Shepherd	11
Henry Ellard	10
Chris Chambers	9
Randy McMichael	7
James Jenkins	5
Jamie Asher	5
Randy Moss	5
Scott Galbraith	4
Ed McCaffrey	4
Dwayne Carswell	3

Germane Crowell	3
Jonnie Morton	3
Rod Smith	3
Michael Westbrook	3
Terry Allen	2
Isaac Bruce	2
Marty Booker	2
Torry Holt	2
Marc Logan	2
William Bell	1
Drew Bennett	1
Larry Bowie	1
Nate Burleson	1
Kelly Campbell	1
Desmond Clark	1

Bryan Gilmore	1
Patrick Hape	1
Will Heller	1
Ethan Horton	1
Desmond Howard	1
Chad Jackson	1
Brian Mitchell	1
Herman Moore	1
Cory Schlesinger	1
David Sloan	1
Olanda Truitt	1

PLAYOFFS

Ron Rivers	1
------------	---

FREROTTE'S CAREER GAME-BY-GAME (* starts; 100+ rating games bold)

1994	WASHINGTON	Att.	Comp.	Yards	Pct.	TD	INT	Lg	Sk/Yds	Rating
10/23	@ Indianapolis*	32	17	226	53.1	2	0	51	0/0	96.6
10/30	Philadelphia*	30	13	189	43.3	3	2	28	1/8	70.0
11/6	San Francisco*	32	15	167	46.8	0	2	23	2/10	36.8
11/20	@ Dallas*	6	1	18	16.6	0	1	18	0/0	0.0
TOTALS		100	46	600	46.0	5	5	51	3/18	61.3

1995	WASHINGTON	Att.	Comp.	Yards	Pct.	TD	INT	Lg	Sk/Yds	Rating
9/3	Arizona	15	9	157	60.0	2	0	73t	0/0	135.3
9/10	Oakland*	34	20	272	58.8	0	1	42	2/12	72.2
9/17	@ Denver*	26	16	233	61.5	3	1	45	1/8	113.1
9/24	@ Tampa Bay*	40	21	230	52.5	0	1	29	3/14	59.4
10/1	Dallas*	24	13	192	54.2	2	1	41	1/9	91.0
10/8	@ Philadelphia*	45	22	252	48.9	2	1	40t	3/26	71.7
10/15	@ Arizona*	29	15	242	51.7	2	1	46t	2/25	88.6
10/22	Detroit*	39	21	245	53.8	1	0	24	1/6	81.7
10/29	NY Giants*	44	22	345	50.0	0	4	45	4/39	38.5
11/5	@ Kansas City*	34	11	140	32.3	0	0	30	2/18	46.2
11/19	Seattle*	32	14	200	43.8	1	2	47	1/7	49.0
12/17	@ St. Louis	10	5	58	50.0	0	1	21	1/9	28.3
12/24	Carolina*	24	10	185	41.7	0	0	59	2/19	68.9
TOTALS		396	199	2,751	50.3	13	13	73t	23/192	70.2

1996	WASHINGTON	Att.	Comp.	Yards	Pct.	TD	INT	Lg	Sk/Yds	Rating
9/1	Philadelphia*	25	12	119	48.0	0	0	21	3/26	61.9
9/8	Chicago*	29	18	177	62.1	0	0	20	1/9	79.2
9/15	@ NY Giants*	23	15	197	65.2	1	1	30t	2/5	88.5
9/22	@ St. Louis*	23	12	151	52.2	1	2	22	0/0	87.4
9/29	NY Jets*	22	15	257	68.2	1	0	52t	0/0	122.7
10/13	@ New England*	33	18	280	54.5	1	0	40	1/4	93.0
10/20	NY Giants*	24	14	207	58.3	1	0	48	0/0	100.5
10/27	Indianapolis*	25	18	178	72.0	1	1	29	1/5	88.4
11/3	@ Buffalo*	28	13	171	46.4	0	0	27	1/12	66.2
11/10	Arizona*	36	18	212	50.0	1	1	19	0/0	66.0
11/17	@ Philadelphia*	33	18	212	54.5	2	1	24	2/7	81.9
11/24	San Francisco*	26	18	294	69.2	1	0	46	2/12	119.7
11/28	@ Dallas*	33	17	175	51.5	1	2	34	2/12	52.0
12/8	@ Tampa Bay*	39	20	219	51.2	1	2	26	2/13	55.4
12/15	@ Arizona*	40	22	258	55.0	0	0	22	2/9	74.8
12/22	Dallas*	31	22	346	70.9	0	1	51	3/20	94.3
TOTALS		470	270	3,453	57.4	12	11	52t	22/134	79.3

1997	WASHINGTON	Att.	Comp.	Yards	Pct.	TD	INT	Lg	Sk/Yds	Rating
8/31	@ Carolina*	27	10	147	37.0	1	0	43	2/19	68.0
9/7	@ Pittsburgh*	35	19	270	54.3	0	3	36	0/0	43.8

9/14	Arizona*	36	19	265	52.8	2	1	40t	2/13	83.7
9/28	Jacksonville*	24	16	244	66.7	3	1	52	4/21	122.2
10/5	@ Philadelphia*	37	16	216	43.2	1	1	47	2/18	60.2
10/12	Dallas*	23	12	155	52.1	1	0	48	3/16	88.1
10/19	@ Tennessee*	31	16	228	51.6	2	3	37	1/8	57.7
10/26	Baltimore*	33	17	199	51.5	2	1	23	3/17	77.7
11/2	@ Chicago*	20	14	192	70.0	2	0	39t	1/7	133.8
11/9	Detroit*	41	20	247	48.7	1	0	33	0/0	76.0
11/16	@ Dallas*	31	16	157	51.6	1	0	24t	1/2	76.9
11/23	NY Giants*	19	9	104	47.3	0	0	28	1/7	64.4
11/30	St. Louis*	45	20	258	44.4	1	2	39t	3/18	51.9
TOTALS	402	204	2,682	50.7	17	12	52	23/146	73.8

1998	WASHINGTON	Att.	Comp.	Yards	Pct.	TD	INT	Lg	Sk/Yds	Rating
9/6	@ NY Giants*	12	8	93	66.7	1	2	17t	5/26	78.1
10/11	@ Philadelphia	16	7	73	43.7	0	0	20	2/13	57.6
10/18	@ Minnesota*	26	10	117	38.5	0	1	22	5/22	36.9
TOTALS	54	25	283	46.3	1	3	22	12/61	45.5

1999	DETROIT	Att.	Comp.	Yards	Pct.	TD	INT	Lg	Sk/Yds	Rating
10/17	Minnesota	24	15	140	62.5	0	0	22	3/20	78.5
11/7	St. Louis	16	12	209	75.0	2	0	57	4/34	156.3
11/14	@ Arizona*	39	24	375	61.5	2	0	77t	5/44	110.5
11/21	@ Green Bay*	39	20	225	51.3	1	2	25	0/0	56.0
11/25	Chicago*	42	29	309	69.0	2	0	45t	2/16	106.2
12/5	Washington*	32	21	280	65.6	1	0	66	5/19	103.6
12/12	@ Tampa Bay*	44	23	241	52.3	0	1	48	4/31	59.0
12/19	@ Chicago*	30	17	158	56.7	0	3	21	1/3	42.8
1/2/00	@ Minnesota	22	14	180	63.6	1	1	36t	4/35	85.4
TOTALS	288	175	2,117	60.8	9	7	77t	28/202	83.6

PLAYOFFS

1/8/00	@ Washington*	46	21	251	45.7	1	2	58	5/38	52.0
--------	-------------------------	----	----	-----	------	---	---	----	------	------

2000	DENVER	Att.	Comp.	Yards	Pct.	TD	INT	Lg	Sk/Yds	Rating
9/24	Kansas City*	31	18	208	58.1	0	1	25	1/11	65.0
10/15	Cleveland	6	3	17	50.0	0	0	9	0/0	56.3
11/13	Oakland	2	1	4	50.0	0	0	4	0/0	56.3
11/19	San Diego*	58	36	462	62.1	5	4	40	3/19	87.0
11/26	@ Seattle*	31	15	244	48.3	1	2	43t	1/7	59.1
12/3	@ New Orleans*	16	11	201	68.8	1	0	44	1/1	132.3
12/10	Seattle*	25	14	201	56.0	1	1	41	1/19	78.9
12/17	@ Kansas City*	34	22	234	64.7	0	0	34	2/9	84.7
12/23	San Francisco	29	18	205	62.1	1	0	25t	3/11	94.8
TOTALS	232	138	1,776	59.5	9	8	44	12/77	82.1

PLAYOFFS

12/31	@ Baltimore*	28	13	124	46.4	4/34	24	0	1	44.3
-------	------------------------	----	----	-----	------	------	----	---	---	------

2001	DENVER	Att.	Comp.	Yards	Pct.	TD	INT	Lg	Sk/Yds	Rating
11/5	@ Oakland	6	4	50	66.7	1	0	26t	0/0	131.9
12/9	Seattle	20	10	77	50.0	1	0	12	2/14	76.5
12/16	@ Kansas City*	22	16	181	72.7	1	0	25	1/7	112.1
TOTALS	48	30	308	62.5	3	0	26t	3/21	101.7

2002	CINCINNATI	Att.	Comp.	Yards	Pct.	TD	INT	Lg	Sk/Yds	Rating
9/8	San Diego	31	18	198	58.1	0	1	51	4/31	63.6
9/15	@ Cleveland*	47	26	239	55.3	1	3	22T	5/38	49.9
9/22	@ Atlanta*	7	0	0	00.0	0	1	0	1/5	0.0
11/24	@ Pittsburgh	0	0	0	00.0	0	0	0	0/0	0.0
TOTALS	85	44	437	51.8	1	5	51	10/74	46.1

2003	MINNESOTA	Att.	Comp.	Yards	Pct.	TD	INT	Lg	Sk/Yds	Rating
9/21	@ Detroit	19	8	184	42.1	1	1	72t	1/1	73.1

9/28	San Francisco* ..	21	16	267	76.0	4	0	59t	2/15	157.2
10/5	@ Atlanta*	24	14	239	58.3	2	1	52	2/6	102.6
11/30	@ St. Louis	1	0	0	00.0	0	0	0	0/0	39.6
TOTALS	65	38	690	58.5	7	2	72t	5/22	118.1

2004	MINNESOTA	Att.	Comp.	Yards	Pct.	TD	INT	Lg	Sk/Yds	Rating
9/26	Chicago	1	0	0	0.0	0	0	0	0/0	39.6

PLAYOFFS

1/16/05	@ Philadelphia	1	0	0	0.0	0	0	0	0/0	39.6
---------	----------------------	---	---	---	-----	---	---	---	-----	------

2005	MIAMI	Att.	Comp.	Yards	Pct.	TD	INT	Lg	Sk/Yds	Rating
9/11	Denver*	36	24	275	66.7	2	1	60t	0/0	96.4
9/18	@ NY Jets*	43	20	177	46.5	1	1	21	2/8	56.1
9/25	Carolina*	33	14	171	42.4	2	1	42t	0/0	66.6
10/9	@ Buffalo*	33	21	226	63.6	2	3	52	2/16	66.0
10/16	@ Tampa Bay*	43	21	267	48.8	0	0	41	4/24	68.7
10/21	Kansas City*	29	11	125	37.9	0	1	34	2/10	37.3
10/30	@ New Orleans*	28	16	168	57.1	1	1	54	2/14	71.7
11/6	Atlanta*	22	13	103	59.1	0	1	23	0/0	51.9
11/13	New England*	47	25	360	53.2	2	1	47	0/0	83.6
11/20	@ Cleveland	18	4	53	22.2	0	0	39	2/12	39.6
11/27	@ Oakland*	31	18	261	58.1	2	1	44t	3/12	93.6
12/4	Buffalo*	28	12	115	42.9	0	0	20	3/26	54.9
12/11	@ San Diego*	22	14	229	63.6	2	0	56	0/0	128.8
12/18	NY Jets*	16	8	76	50.0	1	1	19	1/6	58.3
12/24	Tennessee*	30	14	151	46.7	2	1	23	3/21	70.3
1/1/06	@ New England*	35	22	239	62.9	1	0	20	2/9	92.4
TOTAL	494	257	2,996	52.0	18	13	60t	26/158	71.9

2006	ST. LOUIS	Att.	Comp.	Yards	Pct.	TD	INT	Lg	Sk/Yds	Rating
11/26	San Francisco	3	1	27	33.3	0	0	27	0/0	67.4

2007	ST. LOUIS	Att.	Comp.	Yards	Pct.	TD	INT	Lg	Sk/Yds	Rating
9/30	@ Dallas	6	3	29	50.0	0	0	12	0/0	63.9
10/7	Arizona*	43	24	262	55.8	3	3	34	2/10	68.2
10/14	@ Baltimore*	36	19	208	52.8	0	5	23	4/11	30.6
10/28	Cleveland	3	1	12	33.3	0	0	12	1/8	46.5
11/25	Seattle	32	20	161	62.5	1	1	19	3/23	72.5
12/2	Atlanta*	35	23	311	65.7	3	2	38	1/7	98.6
12/20	Pittsburgh	7	3	27	42.9	0	0	14	0/0	53.9
12/30	@ Arizona	5	1	4	20.0	0	1	4	0/0	0.0
TOTAL	167	94	1,014	56.3	7	12	38	11/59	58.3



CHARLES GORDON

CB / #41

HEIGHT 5-11 WEIGHT 180

ACQUIRED FA FOR 2006

DOB 7-18-84

NFL 3RD YEAR

COLLEGE KANSAS

VIKINGS 3RD YEAR

GAMES/STARTS (regular season, playoffs) 2006 (8/1), 2007 (16/3) **Total** 24/4.

- Snared 1st career INT vs. San Diego (11/4/07).
- The lone Vikings undrafted rookie on defense to start a game in 2006 and 1 of 4 rookie defensive players to start.

OFF THE FIELD Spent spring of 2008 at KU working on finishing his degree and went through graduation ceremony...Earned his degree in business...Selected to All-Big 12 Academic Team in 2003...Visited with kids and donated game tickets at Salvation Army Parkview Corps in Minneapolis during 2006 season.

PRO Started 3 games as an extra DB for the Vikings in 2007...Versatile player who contributes on special teams and defense...The only defensive Vikings rookie free agent to start a game in 2006, joined 3 other fellow Vikings rookie defenders to start a game on the season...Signed from practice squad and worked his way into a start in the regular-season finale vs. St. Louis (12/31/06)...Left Kansas following his junior season to pursue his career in the NFL.

2007 Opened 3 games as the Vikings nickel back during the season- starting vs. Philadelphia (10/28), at Green Bay (11/11) and vs. Detroit (12/2)...Grabbed 1st career interception vs. San Diego (11/4) when he picked off Chargers QB Phillip Rivers...Had career-best 7 tackles at San Francisco (12/9)...Returned 1st career kickoff vs. Oakland (11/18), taking it back 27 yards.

2006 Part of the Vikings successful rookie class that saw 4 players on defense start a game and were joined by 2 players on offense...Started 1st career game vs. St. Louis (12/31) and notched 8 tackles with 7 solos, tying for 2nd on the team...Forced a fumble on punt coverage vs. Arizona (11/26) that was recovered by Vikings LB Heath Farwell...Had a 1-yard punt return vs. NY Jets (12/17)...Signed off practice squad where he spent the opening 8 games of the season and saw 1st career game

GORDON'S NFL TOTALS

Year	GP/GS	Tackles			Sacks	INTs	PBU	TFL	QBH	FF/FR	Special
		Solo	Asst.	Total							Teams
2006 (Minn)	8/1	8	2	10	0.0	0 (0)	0	1.0	0	1/0	6
2007 (Minn)	16/3	21	15	36	0.0	1 (0)	5	1.0	1	0/0	15
Total	24/4	29	17	46	0.0	1 (0)	5	2.0	1	1/0	21

SINGLE-GAME CAREER HIGHS

- Tackles 8 ..vs. St. Louis, 12/31/06
- Interception 1 ..vs. San Diego, 11/4/07
- Tackle For Loss 1 ..@ Green Bay, 12/21/06; vs. Chicago, 12/17/07
- Forced Fumble 1 ..vs. Arizona, 11/26/06
- QB Hurry 1 ..vs. Chicago, 12/17/07
- Kickoff Return 1 ..vs. Oakland, 11/18/07
- Kickoff Return Yds 27 ..vs. Oakland, 11/18/07

action vs. Green Bay (11/12).

COLLEGE Left school after his junior season...Multi-position standout at Kansas, finished as the school's all-time career punt return leader with 999 yards on 96 returns (10.4 avg.)...Played WR, CB and returned punts and kicks during his 3 years at Kansas...Tied for 7th in school history with 9 INT and is 7th in school annals with 106 receptions...Started all 12 games as a junior and was an All-Big 12 selection as a KR/PR (1st-team), DB (2nd-team) and WR (honorable mention)...Semi-finalist for the Jim Thorpe Award...A 3rd-team All-America CB by the Associated Press as a sophomore...Led the Big 12 and tied for best in the nation with 7 interceptions, the most by any KU player since 1951...Named 1st-team All-Big 12 by coaches and media as a CB and earned honorable mention at WR from the coaches as a sophomore...Earned 3rd-team All-Big 12 honors from the league's coaches as a return man in 2003 as a redshirt freshman...Named 1st-team Freshman All-America at WR and 1st-team All-America at KR by *The Sporting News*...Redshirted in 2002.

PREP Named Ocean League Player of the Year at Santa Monica (CA) High as well as team MVP...Had 66 catches for 1,229 yards as a senior...Lettered in basketball and baseball and was MVP of baseball team as a junior.

GORDON'S INTERCEPTIONS		
GAME	QB	INTs
vs. San Diego, 11/4/07	Phillip Rivers	1 (0)
Total		1 (0)



CHAD GREENWAY LB / #52

HEIGHT 6-2 WEIGHT 242

ACQUIRED D1 (#17) FOR 2006

DOB 1-12-83

NFL 3RD YEAR

COLLEGE IOWA

VIKINGS 3RD YEAR

GAMES/STARTS (regular season, playoffs) 2006 (IR), 2007 (16/16). **Total** 16/16.

- Tied for 2007 NFL lead with 4 fumble recoveries and added 2 takeaways on interceptions.
- Scored 1st career TD on a 37-yard INT return at NY Giants (11/25/07) on a day the Vikings scored a team-record 3 TDs off picks over the eventual Super Bowl champions.
- Selected by teammates as the 2007 recipient of the **Ed Block Courage Award** for his tireless rehab from knee injury suffered as a rookie.

OFF THE FIELD Active member of the Twin Cities community and a year-round resident...Recognized by teammates as the 2007 winner of the Ed Block Courage Award for his dedication to coming back from season-ending knee injury as a rookie...Graduated with a degree in communication studies from Iowa...Married in July 2006 to Jennifer Capista, a former track and field athlete at Iowa...Couple had a daughter, Madyn, in summer 2007...Joined his wife and members of the Vikings Women's Organization in hosting the annual Vikings Gridiron Gallop 5K fun run on Father's Day...Grew up on a hog and crop farm in tiny Mount Vernon, SD, which has a population under 500...Played 9-man football in high school...Joins fellow LB Ben Leber as products of South Dakota and the only 2 natives of the state that start in the NFL and 2 of only 4 South Dakotans in the League.

PRO Emerged as a defensive playmaker in 2007, leading the Vikings with 6 takeaways (4 FRs, 2 INTs), a TD and ranking 2nd on the team with 130 tackles...Tied for NFL lead with 4 FRs in 2007...Scored 1st career TD on a 37-yard INT return at NY Giants (11/25/07), part of a record-setting day against Giants as the Vikings returned 3 INTs for TDs...Helped Vikings tie team record with 6 INT-return TDs in 2007, matching the mark of the 1992 team...Helped Vikings rank #1 in the NFL against the run in 2007...Is the only Iowa LB ever selected in the 1st round of the NFL Draft and only the 6th LB taken by the Vikings in the 1st round in team history...Joins fellow Vikings' LB Ben Leber (Vermillion) and Colts' K Adam Vinatieri (Rapid City) as the

only current players in the NFL from South Dakota...Selected with the 17th overall pick in the 2006 NFL Draft and was the 3rd LB taken, behind only A.J. Hawk (5th-Green Bay), and Ernie Sims (9th-Detroit).

2007 Bounced back from knee injury that cost him his rookie year to lead the team in takeaways with 6, led the team with 4 FRs and finished 2nd in tackles with 130...Part of record-setting defensive effort that matched the Vikings record with 6 INT-return TDs and posted team-best 3 INT-return TDs in a game at NY Giants (11/25), joining Darren Sharper and Dwight Smith in scoring on returns during the game...The 3 INT-return TDs tied for the 2nd-most in an NFL game...Scored 1st career TD on a 37-yard INT return at NY Giants (11/25) off Eli Manning, his 2nd straight week with an INT after picking former Vikings QB Daunte Culpepper the week before vs. Oakland (11/18)...Had an INT and FR vs. Oakland (11/18), picking up a Culpepper fumble forced by DE Brian Robison...Had 10+ tackles in 5 games during the season, including 14 at Kansas City (9/23)...Helped Vikings lead NFL in rushing defense.

2006 Suffered torn ACL in left knee on kickoff coverage in the preseason opener vs. Oakland (8/14)...Placed on injured reserve on 8/17, ending his rookie season.

COLLEGE Two-time All-Big 10 selection who finished his career ranked 5th in school history with 416 tackles...Started 38 of the 45 games he played in and recorded 10+ tackles in a game 25 times...Helped Iowa to Outback Bowls after sophomore and senior seasons and Capital One Bowl as a junior...Earned 1st-team All-America honors from Pro Football Weekly and 2nd-team

Turnover Time

Chad Greenway tied for the 2007 NFL lead with 4 fumble recoveries, led the Vikings with 6 takeaways (4 FRs, 2 INTs) and led the Vikings with 4 forced fumbles. His nose for the ball helped tie a team record for most INT-return TDs in a season with 6 and set a team mark for most INT-return scores in a game with 3 when upsetting the NY Giants at the Meadowlands.

2007 NFL DEFENSIVE FUMBLE RECOVERIES

PLAYER

Chad Greenway, Minnesota	4
Jovan Haye, Tampa Bay	4



honors from The NFL Draft Report and CNNSI.com as a senior...Iowa's Co-MVP and won the Hayden Fry "Extra Heartbeat" Award as a senior...His 156 tackles as a senior in '05 rank 3rd in school history...Named 1st-team All-America by *Pro Football Weekly* and earned 2nd-team honors from CNNSI.com as a junior...Earned 2nd-team All-Big 10 honors as a sophomore...Redshirted as a true freshman in 2001.

PREP A 1st-team All-State selection as a junior and senior and 3rd-team as a sophomore at Mount Vernon (SD) High...Played 9-man football in high school...Led team to back-to-back state titles as a QB and FS...Named Gatorade Player of the Year, Argus Leader and Sports Max Player of the Year...Team captain in football for 3 straight years...Also lettered in basketball, baseball, and track...Won 4 events at the 2000 state track meet, including the triple jump.

GREENWAY'S NFL TOTALS

Year	GP/GS	Tackles			Sacks	INTs	PBU	TFL	QBH	FF/FR	Special
		Solo	Asst.	Total							Teams
2006 (Minn)	16/16	83	47	130	0.0	2 (37)	5	3.0	7	4/4	8
Total	16/16	83	47	130	0.0	2 (37)	5	3.0	7	4/4	8

SINGLE-GAME CAREER HIGHS

- Tackles 14 . . @ Kansas City, 9/23/07
- Solo Tackles 10 . . @ San Francisco, 12/9/07
- Passes Defensed 2 . . @ NY Giants, 11/25/07
- Interception 1 . . vs. Oakland, 11/18/07; @ NY Giants, 11/25/07
- Long INT Return 37t . . @ NY Giants, 11/25/07
- Forced Fumbles 2 . . vs. Green Bay, 9/30/07
- Fumble Recovery 1 . . @ Kansas City, 9/23/07; vs. Green Bay, 9/30/07; vs. San Diego, 11/7/07; vs. Oakland, 11/18/07
- Tackles For Loss 1.0 . . 3 times, last @ San Francisco, 12/9/07

GREENWAY'S INTERCEPTIONS

GAME	QB	INTs
vs. Oakland, 11/18/07	Daunte Culpepper	1 (0)
@ NY Giants, 11/25/07	Eli Manning	1 (37t)
Total		2 (37t)

GREENWAY'S TOUCHDOWN

GAME	Play
vs. Oakland, 11/18/07	.37 INT return



Chad and Jenni Greenway are leaders in Vikings community outreach projects throughout the year, including the Vikings Gridiron Gallop 5K and the annual Shop With A Viking holiday event.



Chad Greenway made a generous donation of \$100,000 to Sanford Hospital in his home state of South Dakota during the 2008 offseason. The gift will help children's cancer patients and their families.

MINNESOTA FOOTBALL LEAGUE PLAYERS 2007 SEASON REGIONS PLAYOFF REGIONS HISTORY EXTRA POINTS



CEDRIC GRIFFIN CB / #23

HEIGHT 6-0 WEIGHT 203

ACQUIRED D2A (#48) FOR 2006

DOB 11-11-82

NFL 3RD YEAR

COLLEGE TEXAS

VIKINGS 3RD YEAR

GAMES/STARTS (regular season, playoffs) 2006 (14/7), 2007 (16/16). **Total**- 30/23.

- Scored 1st career NFL TD in his return to Texas when he took a lateral on a fumble from LB Ben Leber and returned it 28 yards for a score.
- The only rookie that earned **NFC Defensive Player of the Week** honors in 2006.

OFF THE FIELD Majored in youth and community studies at UT...College teammates with Vikings LS Cullen Loeffler, DE Brian Robison, WR Nate Jons and fellow DB Marcus Griffin...Visited Minneapolis Salvation Army as a rookie with fellow DBs to donate game tickets...Lived in Louisiana, California and Texas as a child...Makes off-season home in Minnesota.

HONORS NFC Defensive Player of the Week at Detroit (12/10/06).

PRO Joined S Darren Sharper as the only DBs to start all 16 games in 2007 for the Vikings...Scored 1 of 8 defensive TDs for the Vikings in 2007...Started 7 games as a rookie at CB, the most out of the Vikings 2006 draft class...Is 1 of the 6 draftees in 2006 for the Vikings, who have all gone on to start a game for the team...Became only the 4th Vikings CB to be tabbed as **NFC Defensive Player of the Week** for his performance at Detroit (12/10/06), joining Rufus Bess (1985), Carl Lee (1988) and Brian Williams (2003)...Was the 6th CB drafted in 2006 and had the 2nd-most interceptions in the group with 2 behind only St. Louis

Riam Tye Hill, the 1st CB selected (#15 overall) with 3...Drafted in the 2nd round of the 2006 NFL Draft (48th overall pick)...Highest CB drafted by the Vikings since Dewayne Washington was selected in the 1st round in 1994 (19th overall).

2007 Led the Vikings DBs with 81 tackles...Started all 16 games, joining Darren Sharper as the only Vikings DBs to start all 16 games...Scored 1st career TD when he took a lateral of a fumble recovery by LB Ben Leber and returned it a total of 50 yards for the score, returning the ball 22 yards, fumbling and then recovering his own fumble and continuing the final 28 yards for the score...Recovered a Donald Lee fumble vs. Green Bay (9/30)...Notched career-high 9 tackles vs. Atlanta (9/9)...Had career-best 3 passes defended vs. San Diego (11/4) and at San Francisco (12/9)...Forced fumbles at Detroit (9/16) and at San Francisco (12/9).

2006 Led the Vikings rookie class with 7 starts...Earned **NFC Defensive Player of the Week** honors for performance at Detroit (12/10) when he had an interception, forced a fumble on the opening kickoff and had a fumble recovery...Was the only Viking to earn Defensive Player of the Week honors for the season and was the 1st DB to earn the award since Brian Williams in 2003...Finished season on injured reserve with neck injury, missing the final regular-season game vs. St. Louis (12/31)...Started 1st career game at RCB vs. Chicago (9/24)...Recorded 1st career interception when he picked off Seneca Wallace at Seattle (10/22) and notched his 2nd when he grabbed a Jon Kitna pass at Detroit (12/10).

COLLEGE Started 38 consecutive games at CB over his final 3 seasons...Played in 51 career games, including 44 starts, during his college career...Key member of a Longhorns' pass defense that ranked in the top 10 in the nation 3 times during his 4 seasons...Named 1st-team All-Big 12 by the league's coaches and the Associated Press as a senior...Helped the Longhorns to a 41-38 victory over USC for the National Championship in final college game...Played in the Rose Bowl twice vs. USC and Michigan and the Holiday Bowl vs. Washington State...Tabbed honorable mention All-Big 12 by the conference coaches in 2004...Shared the Longhorns Most Improved Defensive Player award as a redshirt freshman in 2002...Returned a blocked FG 56 yards for TD at Tulane, the 1st blocked FG returned for a TD in school history...Had career-high 15 tackles against Oklahoma in 2002...Redshirted in 2001.

PREP All-state DB at Holmes High in San Antonio...Lettered 3 times as a sprinter/hurdler in track, winning the District 26-5A title in the 300-meter hurdles as a junior.



GRIFFIN'S NFL TOTALS

Year	GP/GS	Tackles			Sacks	INTs	PBU	TFL	QBH	FF/FR	Special Teams
		Solo	Asst.	Total							
2006 (Minn)	14/7	30	12	42	0.0	2 (4)	10	0.0	0	2/1	4
2007 (Minn)	16/16	63	18	81	0.0	0	14	3.0	1	2/1	5
Total	30/23	93	30	123	0.0	2 (4)	24	3.0	1	4/2	9

SINGLE-GAME CAREER HIGHS

Tackles	9	.vs. Atlanta, 9/9/07
Solo Tackles	8	.vs. Atlanta, 9/9/07
Tackles For Loss	5	.vs. Green Bay, 11/12/06
Passes Defensed	3	.vs. San Diego, 11/4/07; @ San Francisco, 12/9/07
Fumble Recovery	1	@ Detroit, 12/10/06; vs. Green Bay, 9/30/07
Long Fumble Rec.	28t	@ Dallas, 10/21/07
Touchdown	1	@ Dallas, 10/21/07
Interception	1	@ Seattle, 10/22/06; @ Detroit, 12/10/06
Forced Fumbles	1	@ Chicago, 12/3/06; @ Detroit, 12/10/06; @ Detroit, 9/16/07; @ San Francisco, 12/9/07

GRIFFIN'S INTERCEPTIONS

GAME	QB	INTs
@ Seattle, 10/22/06	Seneca Wallace	1 (0)
@ Detroit, 12/10/06	Jon Kitna	1 (4)
Total		2 (4)

GRIFFIN'S TOUCHDOWN

GAME	Play
@ Dallas, 10/21/0728 fumble recovery



OTIS GRIGSBY

DE / #73

HEIGHT 6-3 WEIGHT 260 ACQUIRED PS (CAR) FOR 2007

DOB 11-19-80 NFL 2ND YEAR

COLLEGE KENTUCKY VIKINGS 2ND YEAR

GAMES/STARTS (regular season, playoffs) 2007 (8/0-4/0-Minn., 4/0-Car.) **Total:** 8/0.

• Notched 1st career sack when he caught former Vikings QB Shaun Hill at San Francisco (12/9/07).

OFF THE FIELD Majored in interior design at Kentucky, going back to campus to earn his degree during 2008 off-season...Aspires to attend law school...Mother, Loretta, works with blind students in the Judson School District where he attended school in Converse, TX.

PRO Posted a sack and a forced fumble in his 1st game as a Viking at San Francisco (12/9/07)...Signed by the Vikings off the Carolina practice squad on 12/5/07...Spent time on Panthers practice squad in 2006 and 2007.

2007 Played in 8 regular season games- 4 with Carolina and the final 4 games of the season with Minnesota...Made his presence felt immediately with the Vikings, notching a 4th-quarter sack of former Vikings QB Shaun Hill at San Francisco (12/9), his 1st career sack, and forced a fumble on the play that was recovered by fellow lineman Spencer Johnson...Fielded a short kickoff vs. Washington (12/23) on Sunday Night Football and returned the ball 2 yards...Joined Vikings active roster on 12/5/07 in week leading to game at San

Francisco...Signed off Carolina practice squad by the Vikings...Played in 4 games with the Panthers, the opener at St. Louis (9/9), vs. Houston (9/16), at Atlanta (9/23) and at Tennessee (11/4)...Amassed 3 QB hurries in the 4 games he played with Carolina...Played in 1st NFL game of his career in the opener at St. Louis (9/9) as a Panther.

2006 Spent final 2 weeks of regular season on Panthers practice squad...Went to training camp with Carolina but was waived on 8/29/06.

2005 Went to training camp with Atlanta but was waived on 8/26/05.

2004 Spent training camp with Miami but was released in final roster cuts on 9/5/04.

2003 Entered NFL as a rookie free agent with the Dolphins...Was inactive for all 16 games with Miami on a team that went 10-6 but did not make the playoffs under head coach Dave Wannstedt...Was 1 of only 2 undrafted rookies to appear on the Miami 53-man roster.

COLLEGE Played in 45 games and started 18 at Kentucky...Notched 10.0 sacks during collegiate career.

PREP Standout at Judson High in Converse, TX...Was an All-State choice at LB and an All-City basketball player.

GRIGSBY'S NFL TOTALS

Year	GP/GS	Tackles			Sacks	INTs	PBU	TFL	QBH	FF/FR	Special
		Solo	Asst.	Total							Teams
2007 (Car/Minn) . . .	8/0	1	0	1	1.0	0	0	0.0	1	1/0	0
Total	8/0	1	0	1	1.0	0	0	0.0	1	1/0	0

SINGLE-GAME CAREER HIGHS

Tackles	1	@ San Francisco, 12/9/07
Sack	1.0	@ San Francisco, 12/9/07
Forced Fumble	1	@ San Francisco, 12/9/07
QB Hurry	1	@ San Francisco, 12/9/07

GRIGSBY'S SACKS

GAME	QB	SACKS
@ San Francisco, 12/9/07 . . .	Shaun Hill	1.0



E.J. HENDERSON

LB / #56

HEIGHT 6-1 **WEIGHT** 245 **ACQUIRED** D2 (#40) FOR 2003

DOB 8-3-80 **NFL** 6TH YEAR

COLLEGE MARYLAND **VIKINGS** 6TH YEAR

GAMES/STARTS (regular season, playoffs) 2003 (16/0), 2004 (14/14, 2/2), 2005 (15/14), 2006 (16/16), 2007 (16/16). **Total**- 75/60, 2/2.

- Scored 1st career TD on a 45-yard interception return vs. Detroit (10/8/06) for the final score of the game.
- Voted 2007 Defensive MVP by teammates after setting career-highs with 155 tackles and 4.5 sacks.

OFF THE FIELD Younger brother, Erin, is a rookie free agent LB with the Vikings in 2008, the 1st time the Henderson brothers have been teammates...Active in the Twin Cities community through the Minneapolis Park and Recreation Board...Joined teammates in recognizing Minnesota Vikings Junior Community Quarterback award winners, honoring students who have made their impact felt in bettering a local non-profit...Earned a degree in criminology and criminal justice in spring 2002...Avid movie fan and enjoys playing basketball in his free time...Attended same high school as Baltimore Oriole legend Cal Ripken, Jr...Hosted the E.J. Henderson 5-on-5 Tournament at Aberdeen High for kids ages 8-18 for the

past 2 summers...Works with E.J.'s All-Stars through the E.J. Henderson Youth Foundation and in conjunction with the Game Speed Football Academy...Hosted celebrity bass fishing tournament in 2008 on Lake Waconia to benefit his youth foundation.

HONORS 2007 Vikings Defensive MVP.

PRO Enjoyed best season of his career in 2007 and was voted **Vikings Defensive MVP** by his teammates...Garnered votes in Associated Press All-Pro balloting and recognized as a Pro Bowl alternate in 2007...Had career-best 4.5 sacks in 2007...Led the Vikings in tackles 3 of the past 4 seasons and finished 2nd in the other season...Rewarded by Vikings with contract extension in week leading into game vs. NY Jets in December 2006...Enjoyed breakout season in 2006 with career-high 142 tackles and was a key element in the Vikings' climb to #8 in the NFL in total defense and ranking #1 in run defense...Stepped into starting MLB spot in 2004 in his 2nd season...Made presence felt immediately as a rookie

Stacks of Sacks

E.J. Henderson and Ben Leber combined for 9.5 sacks in 2007 from their LB positions. Only the duo of Broderick Thomas and Ed McDaniel combined to get the QB more in a season than Henderson and Leber.

SACKS BY VIKINGS LB TANDEMS

PLAYERS, SACKS	SEASON
Broderick Thomas (6.0), Ed McDaniel (4.5)	1995
Ben Leber (5.0), E.J. Henderson (4.5)	2007

CAREER SACKS BY VIKINGS LBs

PLAYER	SACKS
Matt Blair	23.0
Ed McDaniel	20.5
Fred McNeill	16.5
Roy Winston	11.0
Mike Merrifield	10.0
Dwayne Rudd	10.0
E.J. Henderson	9.5



on special teams, going on to lead team with 27 tackles...Selected 40th in the 2003 NFL Draft...Was the 3rd LB taken in the draft after Oregon State's Nick Barnett (29th-Green Bay) and Georgia's Boss Bailey (34th-Detroit)...First player the Vikings drafted from Maryland...Winner of the 2002 Butkus Award, presented to the top collegiate LB.

2007 Led the Vikings in tackles for the 3rd time in the past 4 seasons...Recognized with votes in the Associated Press All-Pro balloting and as a Pro Bowl alternate...Voted by teammates as the **Vikings Defensive MVP** for the season...Had career-best 4.5 sacks and teamed with fellow LB Ben Leber's 5.0 sacks for a total of 9.5, the 2nd-best total by a Vikings LB tandem since Broderick Thomas (6.0) and Ed McDaniel (4.5) amassed 10.5 in 1995...Led or tied for team lead in tackles 12 times...Had 10+ tackles in 8 games.

2006 Led team with career-high 142 tackles...Snared the 1st INTs of his career and scored a critical TD on a 45-yard INT return vs. Detroit (10/8) when he took back a Jon Kitna pass with 1:31 left in the game to seal a 26-17 win...Had his 2 INTs in consecutive games vs. Detroit (10/8) and at Seattle (10/22)...Posted career-high 3 sacks on the season...Had 10+ tackles in 7 games including career-high 15 vs. NY Jets (12/17)...Led team or tied for team-high in tackles 7 times on the season...Started all 16 games for 1st time in his career.

2005 Started 14 of the 15 games he played, including the final 13 straight games of the year...Played best football of his career in the 2nd half of the season, notching 58 tackles in the final 8 games...Led or tied for team lead in tackles in 3 of the final 7 games, at Green Bay (11/21) with 9, at Detroit (12/4) with 8 and vs. Chicago (1/1/06) with a season-high 12...Notched his 2nd career sack vs. Chicago in the season finale when he caught Kyle Orton in the 1st quarter of the season-ending win...Had season-high 2 tackles for loss at Green Bay (11/21).

2004 Started all 14 games he played at MLB and both playoff games...Led team with 125 tackles and 7.0 tackles for loss...Started in Monday Night Football debut at Philadelphia (9/20) and posted a career-high 13 tackles and his 1st career sack on Eagles QB Donovan McNabb...Recorded 9 tackles and a career-high 3.0 tackles for loss vs. Detroit (11/21)...Started 1st career game in season opener vs. Dallas (9/12) and finished with 6 tackles and a pair of passes defended along with a QB hurry...Notched 5 tackles vs. Chicago (9/26) before leaving the game with a knee injury...Inactive for games at Houston (10/10) and at New Orleans (10/17) with knee injury...Returned to starting lineup vs. Tennessee (10/24) and had a pair of tackles and his 1st career forced fumble...Posted a team-high 12 tackles vs. N.Y. Giants (10/31)...Tied for team-high with 10 tackles and added a TFL and a pass defended at Chicago (12/5)...Tied for a

Picks For Six

E.J. Henderson scored his 1st NFL TD on his 1st career INT vs. Detroit (10/8/06). His 45-yard return helped seal the win for the Vikings and added to the Vikings LB corps' 6 INTs during the season. The 1961 Vikings LBs still hold the team record for most picks by a group and the 6 by the 2006 LBs were the most since the 1993 crew that had the same total.

LONGEST INTERCEPTION RETURNS BY VIKINGS LBs PLAYER, GAME YARDS

Walker Lee Ashley, vs. Chicago, 12/19/88	941
Jack Del Rio, @ Chicago, 11/2/92	841
Mike Nattiel, vs. Seattle, 12/7/03	801
Jesse Solomon, vs. New Orleans, 12/4/88	781
Chris Doleman, @ Tampa Bay, 9/14/86	591
Rip Hawkins, vs. Pittsburgh, 10/18/64	561
E.J. Henderson, vs. Detroit, 10/8/06	451

team-high 10 tackles and had 2 QB hurries vs. Seattle (12/12)...Recorded a team-high 12 tackles vs. Green Bay (12/24)...Made 1st career playoff start at Green Bay (1/9/05) in Wild Card game and posted 10 tackles...Started in Divisional Playoff at Philadelphia (1/16/05) where he had 6 tackles and a tackle for loss.

2003 Led the team with 27 special teams tackles...Saw time in all 16 games...Increased role in base and nickel defensive packages as season progressed...Posted 4 tackles each in final 3 games of the season and had 14 of his 23 tackles and a fumble recovery during month of December...Notched season-high 4 solo tackles in games at Chicago (12/14) and vs. Kansas City (12/20)...Had season-high 2 QB hurries vs. Detroit (11/23)...Had 3 solo tackles and a tackle for loss vs. San Francisco (9/28)...Made impact in his 1st NFL game, posting 3 special teams tackles in 2003 opener at Green Bay (9/7) in the opening game at the new Lambeau Field...Was credited with a kickoff return at San Diego (11/9) when he picked up a squib kick...Recovered a fumble on special teams vs. Kansas City (12/20), grabbing a LaShaun Ward fumble forced by fellow rookie Rushen Jones...Saw 1st time at LB vs. San Francisco (9/28), posting 3 tackles and a tackle for loss in relief of MLB Greg Biekert...Had a pair of QB hurries vs. Detroit (11/23).

COLLEGE Consensus All-America as a junior and senior...Winner of the Butkus Award and Bednarik Trophy as a senior...His 473 tackles are 2nd on the Terps' career-record list...Consensus All-America and unanimous All-ACC 1st-team selection as a senior...Named ACC Defensive Player of the Year and Terps MVP...As a junior, became Maryland's 1st consensus All-America choice since 1985...All-ACC 1st-team choice and became only the 4th Terp to win ACC Player of the Year honors...As a sophomore, led the team and finished 7th in the ACC with 109 tackles...Redshirted as a freshman.

PREP A 4-year starter at Aberdeen (MD) High School who played on 4 league championship teams...PrepStar All-America selection and honorable mention All-America by USA Today...Started at MLB/RB his final 3 seasons after starting at OLB as a freshman...Nominated to play in the Chesapeake Classic all-star game and Mason-Dixon Shrine Classic...All-County selection in basketball.

Tops in Stops

E.J. Henderson has been a regular starter for the Vikings since 2004 and has posted impressive numbers over that span...He led the team in tackles in 2004, 2006 and 2007 and ranked 2nd on the team in 2005.

VIKINGS LEADING TACKLERS SINCE 2004 PLAYER, SEASON TACKLES

E.J. Henderson, 2004	125
Sam Cowart, 2005	104
E.J. Henderson, 2006	142
E.J. Henderson, 2007	155

HENDERSON'S NFL TOTALS

Year	GP/GS	Tackles			Sacks	INTs	PBU	TFL	QBH	FF/FR	Special Teams
		Solo	Asst.	Total							
2003 (Minn)	16/0	17	6	23	0.0	0 (0)	1	1.0	2	0/1	27
2004 (Minn)	14/14	82	43	125	1.0	0 (0)	7	7.0	4	1/0	0
<i>Playoffs</i>	2/2	10	6	16	0.0	0 (0)	0	1.0	0	0/0	0
2005 (Minn)	15/14	73	29	102	1.0	0 (0)	1	1.0	2	1/1	4
2006 (Minn)	16/16	95	47	142	3.0	2 (48)	4	8.0	19	1/2	3
2007 (Minn)	16/16	117	38	155	4.5	0 (0)	6	14.0	19	1/2	0
Total	75/58	384	163	547	9.5	2 (48)	19	31.0	46	4/6	34
<i>Playoffs</i>	2/2	10	6	16	0.0	0 (0)	0	1.0	0	0/0	0

SINGLE-GAME CAREER HIGHS

Tackles	15	vs. NY Jets, 12/17/06
Solo Tackles	13	vs. NY Jets, 12/17/06
Sacks	1.0	.8 times, last vs. Washington, 12/23/07
Interception	1	vs. Detroit, 10/8/06; @ Seattle, 10/22/06
Long INT Return	45t	vs. Detroit, 10/8/06
Tackles For Loss	3	vs. Detroit, 11/21/04; @ Chicago, 10/14/07
Passes Defensed	2	vs. Dallas, 9/12/04
QB Hurries	3	.4 times, last @ NY Giants, 11/25/07
Forced Fumbles	1	vs. Tennessee, 10/24/04; @ Green Bay, 11/21/05; vs. New England, 10/30/06
Fumble Recoveries	2	@ San Francisco, 12/9/07

HENDERSON'S SACKS

GAME	QB	SACKS
@ Philadelphia, 9/20/04	Donovan McNabb	1.0
vs. Chicago, 1/1/06	Kyle Orton	1.0
@ Buffalo, 10/1/06	J.P. Losman	0.5
@ Seattle, 10/22/06	Seneca Wallace	0.5
vs. New England, 10/30/06	Tom Brady	1.0
@ Detroit, 12/10/06	Jon Kitna	1.0
vs. Atlanta, 9/9/07	Joey Harrington	1.0
@ Detroit, 9/16/07	J.T. O'Sullivan	0.5
vs. Oakland, 11/18/07	Daunte Culpepper	1.0
vs. Detroit, 12/2/07	Jon Kitna	1.0
vs. Washington, 12/23/07	Todd Collins	1.0
Total		9.5

HENDERSON'S INTERCEPTIONS

GAME	QB	INTs
vs. Detroit, 10/8/06	Jon Kitna	1 (45t)
@ Seattle, 10/22/06	Seneca Wallace	1 (3)
Total		2 (48)

HENDERSON'S TOUCHDOWN

GAME	PLAY
vs. Detroit, 10/8/0645 INT return



Vikings LB E.J. Henderson donated new shoes to each youth football player in the Minneapolis Police Athletic League through his "Kicks for Kids" program. Henderson was joined by Minneapolis Mayor R.T. Rybak at the event. Henderson's Game Speed Football Academy and the EJ Henderson Foundation has been active with local youth to address academic and fitness disparities among young people.



ANTHONY HERRERA

G / #64

HEIGHT 6-2 WEIGHT 315

ACQUIRED FA FOR 2004

DOB 6-14-80

NFL 5TH YEAR

COLLEGE TENNESSEE

VIKINGS 5TH YEAR

GAMES/STARTS (regular season, playoffs) 2004 (0/0), 2005 (10/6), 2006 (2/0), 2007 (16/12). Total-28/18.

• Earned job as starting RG for the Vikings and was rewarded with contract extension during 2007 season.

• Aggressive blocker who helped pave the way for the #1 rushing attack in the NFL in 2007 and set numerous team and individual records.

• Born in Trinidad before emigrating to the United States as a child, arriving in Florida on his 14th birthday. Became a United States citizen in spring 2008.

OFF THE FIELD Married with a son and daughter...Became a United States citizen in 2008 in a ceremony in the Twin Cities...Earned his bachelor's degree in sociology...Active in community outreach programs throughout his Vikings career...Born in Trinidad, Tobago.

PRO Dedication to his craft paid off in 2007 as he moved into starting RG spot for the final 12 games and was rewarded with a contract extension during the season...Key part of the Vikings offensive line developing throughout the season and paving the way for the top rushing game in the NFL...Spent opening 9 weeks of his rookie season on the Vikings practice squad before moving to active roster...Originally signed with the team on 4/27/04 as an undrafted free agent.

2007 Stepped into starting lineup at RG for game at Chicago (10/14) and held the job for the final 12 games...In his 1st start of the season at Chicago (10/14) he helped Adrian Peterson run for 224 yards...Paved the way for the



In A Rush

Anthony Herrera and the Vikings offensive line paved the way for the 2007 Vikings record-setting rushing attack. The team ranked #1 in the NFL in rushing, watched Adrian Peterson set the NFL single-game record set and set team records for yards in a season and rushing average. All 5 of the Vikings regular starters on the line return to the club in 2008.

VIKINGS RUSHING YARDS IN A SEASON	YARDS
SEASON	
2007	2,634
2002	2,507

VIKINGS RUSHING YARDS IN A GAME	YARDS
PLAYER, GAME	
Adrian Peterson vs. San Diego (11/4/07)	296
Adrian Peterson @ Chicago (10/14/07)	224
Chuck Foreman @ Philadelphia (10/24/76)	200

VIKINGS RUSHING YARDS BY A DUO	YARDS
RBs	
Adrian Peterson (1,341)/Chester Taylor (844)	2,185
Robert Smith (1,521)/Daunte Culpepper (470)	1,991

Vikings running game to rank #1 in the NFL and the offense ranked #13 overall, a 10-spot jump from 2006...Key element of the Vikings running game that set a team record with 2,634 yards on the ground and tied a team record with 8 games featuring a 100-yard rusher...Helped set a team record for rushing average at 5.33 yards per carry...Paved the way for Adrian Peterson to set a NFL record with 296 rushing yards in a game vs. San Diego (11/4) and ran for 224 yards at Chicago (10/14), a team record before he broke his own mark with his performance against San Diego...Peterson became the 1st NFL rookie to break the 200-yard rushing mark twice in their debut season...Helped Peterson and Chester Taylor set a Vikings record for combined rushing yards by a tandem with 2,185 yards.

2006 Saw time in a pair of regular-season games in 2006...Played on special teams in season opener at Washington (9/11) and vs. Arizona (11/26)...Inactive for 13 games during the season...Dressed but did not play at Chicago (12/3).

2005 Fought his way into the starting lineup for the final 6 games of season at LG...Vikings went 4-2 in his 6 starts...Vikings gave up only 1.5 sacks per game since Herrera stepped into starting lineup and had a pair of games where the line held opponents sackless, vs. St. Louis (12/11) and vs. Chicago (1/1/06)...QB Brad Johnson had a passer rating over 100 points in 4 of the 6 games Herrera started...Began playing center for the 1st time in his career during training camp and saw time in preseason...Suffered leg injury that became infected during training camp that cost him time at the end of training camp

and beginning of the regular season.

2004 Was on the 53-man roster for final 8 games of regular season and both playoff contests...Dressed but did not play vs. Detroit (11/21)...Inactive for final 7 regular season games...Inactive for both playoff games...Spent opening 9 weeks of season on practice squad before being moved up to active roster on 11/9.

COLLEGE Started 36 of 48 games at Tennessee and helped lead the Volunteers to 4 straight bowl game appearances and a 37-14 record during his career...Gained a 4th year of eligibility by graduating in 4 academic years after

arriving at UT in the fall of 1999 as a non-qualifier...Team finished tied for 1st in the SEC in 2003...Played in 11 games with 9 starts as a junior...Played in every game and started 8 as a freshman...Did not play in 1999 under Proposition 48 rules.

PREP All-State Class 6A selection in his senior year at St. Xavier High (Naples, FL)...National Recruiting Service All-America choice...Fort Myers *News-Press* Offensive Player of the Year...District Offensive MVP...Named team MVP and captain...Competed in the shot put.



DAVID HERRON LB / #58

HEIGHT 6-1 WEIGHT 239 ACQUIRED FA FOR 2007
 DOB 6-17-84 NFL 2ND YEAR
 COLLEGE MICHIGAN STATE VIKINGS 2ND YEAR

GAMES/STARTS (regular season, playoffs) 2007 (2/0). Total-2/0.

- Saw action in 2 games in 2007, the most games played by a Vikings rookie free agent.
- Played in 1st career game on Sunday Night Football vs. Washington (12/23/07).

OFF THE FIELD Majored in family and community services...Active with several Vikings community events during 2007...Brother, Daniel, is a standout RB at Ohio State...Has a son, David III...Father is a minister in Warren, OH and works with youth through the Warren community outreach complex.

PRO Will compete for more time on special teams in 2008...Played in final 2 games of rookie season in 2007...Saw the most game action and joined DT Conrad Bolston as the only Vikings rookie free agents in 2007 to play in a game.

2007 Had a special teams tackle in each of the final 2 regular season games...Played in 1st career game on the national stage vs. Washington (12/23) on NBC Sunday Night Football...Spent 11 of the opening 12 weeks of the season on Vikings practice squad...Was inactive for games at San Francisco (12/9) and vs. Chicago (12/17)...Signed to Vikings practice squad for Week 2 after his release by New England and spent next 11 weeks on practice squad...Spent Week 1 of the season with New England and was inactive for Patriots opener at NY Jets (9/9)...Claimed by Patriots off waivers following his release by the Vikings in final roster cuts...Had 6 tackles for the Vikings in preseason action...Originally signed by Vikings as a rookie free agent on 5/4/07.

HERRON'S NFL TOTALS

Year	GP/GS	Tackles							Special		
		Solo	Asst.	Total	Sacks	INTs	PBU	TFL	QBH	FF/FR	Teams
2007 (Minn)	2/0	0	0	0	0.0	0 (0)	0	0	0	0/0	2
Total	2/0	0	0	0	0.0	0 (0)	0	0	0	0/0	2

SINGLE-GAME CAREER HIGHS

Special Teams Tackles . . . 1 . . . vs. Washington, 12/23/07; @ Denver, 12/30/07

COLLEGE Played in 50 games with 34 starts during his career, including the last 23 games in a row...Finished career with 247 tackles, 19 tackles for loss, and 7.0 sacks...Posted double-figure tackle games 7 times during his career...Played in the 2007 North-South All-Star Classic in Houston, TX...Ranked 2nd on team in tackles as a junior and senior...Started collegiate career at FB but moved to defense as a redshirt freshman.

PREP Ranked among the nation's top 25 FBs by Rivals100.com at Warren G. Harding High in Warren, OH...Was utilized primarily as a blocking back for USA Today Offensive Player of the Year Maurice Claret, who rushed for 2,194 yards and 38 TD in 2001...Rated the top FB prospect in the state by Ohio Future Stars...Two-way player who also saw time at DE, where he helped the team to a combined record of 18-5 in his final 2 years...Lettered in basketball.



ARTIS HICKS

G / #79

HEIGHT 6-4 WEIGHT 335

ACQUIRED T (PHIL.) FOR 2006

DOB 11-28-78

NFL 7TH YEAR

COLLEGE MEMPHIS

VIKINGS 3RD YEAR

GAMES/STARTS (regular season, playoffs) 2002 (0/0, 0/0-Phil.), 2003 (10/4, 2/0-Phil.), 2004 (14/13, 3/3-Phil.), 2005 (14/14-Phil.), 2006 (14/14), 2007 (14/4). Total-66/49, 5/3 (28/18-Minn.).

• Versatile backup along the line that has extensive starting experience at guard and tackle.

• Started Super Bowl XXXIX against New England at LG, a crowning achievement for a player who entered the NFL as an undrafted rookie.

OFF THE FIELD Majored in business...Married to Jaivonna with daughters Rheagan and Rhian...The only boy in a family with 6 sisters...Grew up in a family of mechanics and has carried on his passion for classic muscle cars...Artis' 2nd cousin, Sylvester Hicks, played DE for the Kansas City Chiefs from 1978-81...Avidly watches boxing and is a fan of Jermain Taylor...Made an appearance in the Campbell's Chunky Soup commercial featuring Eagles QB Donovan McNabb in 2004...Works closely with a Memphis charity, "Angel", that supports single mothers, a subject close to his heart because his mother was left alone with his siblings after his father passed away when he was young...Finds strength from his family in many ways, including his nephew Dalin, who was diagnosed with leukemia in June 2004, but has made a full recovery at St. Jude's Hospital in Memphis.

PRO Came to the Vikings in a 2006 draft day trade with Philadelphia in an exchange of draft picks after spending 4 seasons (2002-05) with the Eagles...Started 14 games in his 1st season with the Vikings in 2006...Fought his way to NFL success even with the chips stacked against him, joining the Eagles in 2002 as a rookie free agent and working his way into the starting lineup by his 3rd season...Started 41 of the 42 regular season games he has played in from 2004-06 and all 3 playoff contests, including Super Bowl XXXIX against New England...Part of Philadelphia's rise to the top of the NFC during his tenure, winning NFC East titles in 2002, 2003 and 2004, advancing to the NFC Championship in each of those seasons and winning the title in 2004...NFC Championship was 1st for Philadelphia since 1980...Has started games at LG and LT during his career, getting a start on short notice at the demanding LT spot on Monday Night Football at Miami (12/15/03) when Tra Thomas was sidelined by back spasms...Started 1st career game vs. N.Y. Giants (11/16/03) at LG in place of John Welbourn...Made Eagles roster as a rookie free agent in 2002.

2007 Started the opening 4 games of the season at RG...Helped Adrian Peterson rush for 103 yards vs. Atlanta (9/9) in the opener, the 1st Vikings rookie to crack the century mark in their 1st game...Helped Vikings rank #1 in the NFL in rushing offense and help Peterson earn NFL Rookie of the Year honors...Played in 14 games.

2006 Started all 14 games he played, matching his career high...Helped RB Chester Taylor rush for 1,216

yards, the 4th-highest total in franchise history...Started 1st game as a Viking in season opener at Washington (9/11)...Started vs. Carolina (9/17) and helped pave the way for Chester Taylor to rush for 113 yards, his 1st 100-yard day as a Viking...Started vs. Detroit (10/8) and helped Taylor run for 123 yards on the day...Started at Seattle (10/22) and helped write Vikings history as Taylor ran for a team-record 95-yard TD and tied the 6th-best rushing day in team history with 169 yards on the ground...Started at Miami (11/19) but left game in 2nd half with an ankle injury and was replaced by Jason Whittle...Inactive for games vs. Arizona (11/26) and at Chicago (12/3) with ankle injury...Returned to the starting lineup at Detroit (12/10) and helped block for RB Artose Pinner as he rushed for 125 yards, the first 100-yard game of his career in his 1st start as a Viking.

2005 Started 14 games on the season, 12 at LG and the final 2 at LT...Started opening 10 games of season before knee injury kept him out of games vs. Green Bay (11/27) and vs. Seattle (12/5)...Stepped into LT spot during game at St. Louis (12/18) when starter Todd Herremans left game with injury...Started final 2 games at LT.

2004 Became a full-time starter for the 1st time in his career...Helped team set franchise record with 13 wins and win NFC title for 1st time since 1980...Started 12 games at LG and started at LT at St. Louis (12/27)...Replaced Jermaine Mayberry at LG after Mayberry moved to RG to take place of injured Shawn Andrews...Helped set a team record with 4,208 yards passing and score the 3rd-most points in team history with 386...Philadelphia ranked #9 in the NFL in total offense with 351.1 yards per game...Lined up alongside Pro Bowl LT Tra Thomas and helped McNabb post a career-best 31 TD passes, a 104.7 passer rating and set a team record with 3,875 yards passing.

2003 Stepped into starting lineup for 1st time in his career, opening 4 games on the season...Made 1st career start vs. NY Giants (11/16) at LG...Started next 2 games, vs. New Orleans (11/23) and at Carolina (11/30) at LG...Tapped to start at LT on Monday Night Football at Miami (12/15) when Thomas could not play due to back injury and helped hold All-Pro Jason Taylor to a lone sack...Saw time in both playoff games.

2002 Made roster after training camp as a rookie free agent...Inactive for regular season and playoffs.

COLLEGE Earned All-Conference USA honors twice and was a freshman All-America...Started 44 consecutive games during his career...Moved from G as a freshman to T for his sophomore and junior seasons and moved back to G for his senior campaign.

PREP Attended Central Merry High in Jackson, TN...Played offensive and defensive line as a prep...Threw shot put and discus on track team.



MAURICE HICKS RB / #43

HEIGHT 5-11 WEIGHT 205

ACQUIRED UFA (SF) FOR 2008

DOB 7-22-78

NFL 5TH YEAR

COLLEGE NORTH CAROLINA A&T VIKINGS 1ST YEAR

GAMES/STARTS (regular season, playoffs) 2004 (9/2-SF), 2005 (14/3-SF), 2006 (16/0-SF), 2007 (16/0-SF). **Total-55/5 (55/5-SF).**

- Rushed for 139 yards and a TD on 34 carries in his 1st career start with San Francisco against Arizona (12/12/04).

- Owns the top 2 single-season kickoff return totals in 49ers history, including team-record 1,502 in 2007.

OFF THE FIELD Majored in sport science...Promotes youth education through his Move The Sticks Hicks Foundation...Donates time and sports equipment to youth camps and schools in his hometown...Has a son, Jaillen.

PRO Acquired by the Minnesota Vikings as an unrestricted free agent in 2008...Climbed the ladder to NFL success from an undrafted rookie in 2002, through 2 stints in NFL Europe and battling injuries...Owns 49ers franchise records for kickoff return yards and total return yards with 1,502 in 2007, breaking his own record set in 2006 when he recorded 1,428 kickoff return yards...Played in 55 games with 5 starts during NFL career...Rushed 34 times for 139 yards and a TD in his 1st NFL start...Has recorded 57 special teams tackles since 2004...Played 2 seasons in NFL Europe with the Scottish Claymores...Vikings assistant strength and conditioning coach Martin Streight served as Claymores strength coach during Hicks' tenure.

2007 Played in all 16 games for 2nd consecutive season...Broke own 49ers franchise records for kickoff return yards and total return yards with 1,502...Recorded 14 special teams tackles...Replaced an injured Frank Gore at Atlanta (11/4) and rushed for 49 yards including a 9-yard TD run...Had pair of 55-yard kickoff returns in the 2nd quarter vs. Minnesota (12/9), finishing the game with 170 yards.

2006 Played in all 16 games...Broke then-49ers franchise record with 1,428 kickoff return yards...Set franchise record for total return yards with 1,428...Led the team with a career-high 20 special teams tackles...Recorded longest KO return of his career with a 64-yard return vs. Arizona (12/24)...Scored 1st NFL TD reception on a 33-yard screen pass vs. Oakland...Recorded 3 kickoff returns

of 50+ yards...Had career-bests of 195 return yards and 215 total yards vs. San Diego (10/15).

2005 Played in 14 games with 2 starts...Finished 3rd on the team in rushing...Caught 12 passes for 47 yards...Finished 2nd on the team with 16 special teams tackles...Scored 1st TD of the season on 1-yard run against Seattle (11/20)...Started against Arizona (12/4), rushing for 17 yards and a TD...Scored on 1st play of the game against St. Louis (12/24) with a 73-yard run, finishing the day with 109 rushing yards, his 2nd career 100-yard rushing performance.

2004 Spent spring playing in his 2nd season in NFL Europe for the Scottish Claymores, rushing for 329 yards and 4 TDs...Started the season on the 49ers practice squad (9/5)...Activated from practice squad to regular roster (11/3)...Played in 9 games with 2 starts after joining 53-man roster...Recorded 7 special teams tackles...Played in 1st NFL regular season game against Seattle (11/7), returning 6 kicks for 127 yards...Scored 1st career TD on 1-yard run against Miami (11/28)...Made 1st career start at Arizona (12/12), carrying the ball 34 times for 139 yards and a touchdown and catching 5 receptions for 29 yards.

2003 Played for the Scottish Claymores of NFL Europe in the spring, rushing for 546 yards and 4 touchdowns on just 74 attempts...Went to training camp with Chicago, but was waived (8/30) prior to the start of the season...Did not make roster of another team, sitting out the season.

Return Engagement

Maurice Hicks has carved out a role in the NFL as a reliable return man and has made the most of his opportunities as a RB when called up, starting 5 career games in the backfield. Hicks holds the top 2 marks in 49ers history of kickoff returns and ranks among the NFL leaders over the past 2 years.

49ERS KICKOFF RETURN YARD LEADERS

PLAYER, SEASON	YARDS
Maurice Hicks, 2007	1,502
Maurice Hicks, 2006	1,428
Abe Woodson, 1962	1,157



2002 Signed by Chicago Bears as undrafted free agent (4/26)...Placed on reserve/non-football injury list (8/27) for entire season.

COLLEGE All-time leading rusher at North Carolina A&T with 2,812 career yards in 2 seasons... Rushed for top 2 single season rushing totals in school history...Rushed for league-high 1,325 yards and 15 TDs as senior...Received several accolades for senior season performance including 3rd-team Division I-AA All-America, Black College Offensive Player of the Year, MEAC Offensive Player of the Year, and first-team All-MEAC...Set NCAA Division I single-game record with 437 rushing yards on 34 carries vs. Morgan State (10-6-01)...Gained 1,487 yards rushing and scored 30 touchdowns in first season at North Carolina

A&T...Named first-team All-MEAC as junior...Began collegiate career at Montgomery College (MD) before transferring to North Carolina A&T.

PREP Attended Greensville County High School in Emporia, VA...Named to All-State, All-Area, and All-County teams as a senior.

HICKS' NFL TOTALS

Year	GP/GS	RUSHING					RECEIVING				
		No.	Yds.	Avg.	Lg	TD	No	Yds	Avg	LG	TD
2002 (Chi)		reserve/non-football injury									
2004 (SF)	9/2	96	362	3.8	35	2	16	154	9.6	19	0
2005 (SF)	14/3	59	308	5.2	73t	3	12	47	3.9	11	0
2006 (SF)	16/0	29	82	2.8	9	0	13	137	10.5	33t	1
2007 (SF)	16/0	21	117	5.6	18	1	14	86	6.1	11	0
Totals	55/5	205	869	4.2	73t	6	55	424	7.7	33t	1

KICKOFF RETURNS

Year	No.	Yds.	Avg.	Lg	TD
2004 (SF)	31	623	20.1	35	0
2005 (SF)	34	689	20.3	40	0
2006 (SF)	57	1,428	25.1	64	0
2007 (SF)	63	1,502	23.8	55	0
Totals	185	4,242	22.9	64	0

HICKS' TOUCHDOWNS

GAME	PLAY
@ Arizona, 12/12/04	.1 run
vs. Miami, 11/28/04	.1 run
vs. Seattle, 11/20/05	.1 run
vs. Arizona, 12/4/05	.1 run
@ St. Louis, 12/24/05	.73 rush
vs. Oakland, 10/8/06	.33 pass from A. Smith
@ Atlanta, 11/4/07	.9 run
Total	.7

SINGLE-GAME CAREER HIGHS

Rushing Attempts	34	@ Arizona, 12/12/04
Rushing Yards	139	@ Arizona, 12/12/04
Long Rush	73t	@ St. Louis, 12/24/05
TD Rush	1	.6 times, last @ Atlanta, 11/4/07
Receptions	5	@ Arizona, 12/12/04
Receiving Yards	42	vs. Philadelphia, 9/24/06
Long Reception	33t	vs. Oakland, 10/8/06
TD Receptions	1	vs. Oakland, 10/8/06
Kickoff Returns	9	vs. San Diego, 10/15/06
Kickoff Return Yards	195	vs. San Diego, 10/15/06
Long Kickoff Return	64	vs. Arizona, 12/24/06

HICKS' LONGEST PLAYS

GAME	PLAY
@ St. Louis, 12/24/05	.73t rush
vs. Arizona, 12/24/06	.64 KO return
vs. St. Louis, 9/17/06	.59 KO return
vs. Minnesota, 12/9/07	.55 KO return
vs. Minnesota, 12/9/07	.55 KO return
vs. Seattle, 11/20/05	.50 rush

HICKS' CAREER GAME-BY-GAME (* Starts)

2004	SAN FRANCISCO Att.	RUSHING					RECEIVING				
		Yards	Avg.	Long	TD	No.	Yards	Avg.	Long	TD	
11/14	Carolina	8	46	5.8	35	0	1	12	12.0	12	0
11/21	@ Tampa Bay	7	36	5.1	14	0	3	37	12.3	14	0
11/28	Miami	13	46	3.5	9	1	2	33	16.5	19	0
12/5	@ St. Louis	3	16	5.3	10	0	0	0	0.0	0	0
12/12	@ Arizona*	34	139	4.1	17	1	5	29	5.8	13	0
12/18	Washington*	11	37	3.4	25	0	2	18	9.0	16	0
12/26	Buffalo	10	10	1.0	4	0	1	15	15.0	15	0
1/2/05	@ New England	10	32	3.2	8	0	2	10	5.0	14	0
Totals	GP/GS: 9/2	96	362	3.8	35	2	16	154	9.7	19	0
2005	SAN FRANCISCO Att.	Yards	Avg.	Long	TD	No.	Yards	Avg.	Long	TD	
11/20	Seattle	11	83	7.5	50	1	1	4	4.0	4	0
11/27	@ Tennessee	6	30	5.0	18	0	3	17	5.7	11	0
12/4	Arizona*	10	17	1.7	5	1	3	8	2.7	8	0

12/11	@ Seattle2	4	2.0	2	0	1	-2	-2.0	-2	0
12/18	@ Jacksonville	...2	1	0.5	1	0	0	0	0.0	0	0
12/24	@ St. Louis*10	109	10.9	73t	1	1	3	3.0	3	0
1/1/06	Houston*18	64	3.6	13	0	3	17	5.7	11	0
Totals	GP/GS: 14/3	59	308	5.2	73t	3	12	47	2.0	11	0

2006	SAN FRANCISCO Att.		Yards	Avg.	Long	TD	No.	Yards	Avg.	Long	TD
9/10	@ Arizona0	0	0.0	0	0	1	7	7.0	7	0
9/24	Philadelphia1	3	3.0	3	0	4	42	10.5	15	0
10/1	@ Kansas City	...0	0	0.0	0	0	1	2	2.0	2	0
10/8	Oakland0	0	0.0	0	0	1	33	33.0	33	0
10/15	San Diego1	4	4.0	4	0	1	16	16.0	16	0
11/12	@ Detroit9	20	2.2	5	0	2	18	9.0	12	0
11/19	Seattle5	17	3.4	7	0	3	19	6.3	7	0
11/26	@ St. Louis7	32	4.6	9	0	0	0	0.0	0	0
12/3	@ New Orleans	...1	5	5.0	5	0	0	0	0.0	0	0
12/10	Green Bay3	3	1.0	1	0	0	0	0.0	0	0
12/14	@ Seattle1	0	0.0	0	0	0	0	0.0	0	0
12/24	Arizona1	-2	-2.0	-2	0	0	0	0.0	0	0
Totals	GP/GS: 16/0	29	82	2.8	9	0	13	137	10.5	33	0

2007	SAN FRANCISCO Att.		Yards	Avg.	Long	TD	No.	Yards	Avg.	Long	TD
9/10	Arizona0	0	0.0	0	0	1	-1	-1.0	-1	0
9/16	@ St. Louis2	10	5.0	7	0	2	21	10.5	11	0
9/30	Seattle2	2	1.0	4	0	1	8	8.0	8	0
10/7	Baltimore1	1	1.0	1	0	0	0	0.0	0	0
10/21	@ NY Giants0	0	0.0	0	0	2	12	6.0	8	0
10/28	New Orleans2	19	9.5	13	0	1	5	5.0	5	0
11/4	@ Atlanta7	49	7.0	17	1	1	3	3.0	3	0
11/12	@ Seattle0	0	0.0	0	0	1	1	1.0	1	0
11/18	St. Louis0	0	0.0	0	0	0	0	0.0	0	0
11/25	@ Arizona2	7	3.5	6	0	0	0	0.0	0	0
12/2	@ Carolina1	5	5.0	5	0	1	7	7.0	7	0
12/9	Minnesota0	0	0.0	0	0	1	11	11.0	11	0
12/15	Cincinnati2	3	1.5	2	0	2	17	8.5	10	0
12/23	Tampa Bay1	3	3.0	3	0	0	0	0.0	0	0
12/30	@ Cleveland1	18	18.0	18	0	1	2	2.0	2	0
Totals	GP/GS: 16/0	21	117	5.6	18	1	14	86	6.1	11	0

Prime Time Showcase

The Vikings open the 2008 season on ESPN's Monday Night Football on 9/8/08 at Lambeau Field in Green Bay. The game will mark the 4th time in franchise history the team has opened the season on Monday Night and the 2nd time in the past 3 seasons. The Vikings will play the 48th Monday Night Football game in team history in the opener and also travel to New Orleans for a Monday Night contest on 10/6/08. The opener will mark the 6th all-time game against the Packers on Monday Night with the Vikings holding a 3-2 advantage in the previous 5 games. The game against the Saints on Monday Night will be the 1st-ever meeting between the clubs on Monday Night. The last time the Vikings opened on Monday Night Football was the 2006 season opener at Washington. The game was monumental for several reasons, it was the 1st career game for Vikings Head Coach Brad Childress and was the 1st regular season Monday Night game on ESPN after moving from ABC. The Vikings can win the 3rd consecutive season opener with a victory at Green Bay.

VIKINGS OPENERS ON MONDAY NIGHT FOOTBALL

9/20/71 at DetroitW, 16-13
9/18/72 vs. WashingtonL, 21-24
9/11/06 at WashingtonW, 16-13

VIKINGS VS. PACKERS IN SEASON OPENERS

9/16/62 at Green BayL, 7-34
9/15/74 at Green BayW, 32-17
9/6/92 at Green BayW, 23-20 (OT)
9/4/94 at Green BayL, 10-16
9/7/03 at Green BayW, 30-25

VIKINGS VS. PACKERS ON MONDAY NIGHT FOOTBALL

12/1/97 vs. Green BayL, 11-27
10/5/98 at Green BayW, 37-24
12/20/99 vs. Green BayW, 24-20
11/6/00 at Green Bay (OT)L, 20-26
11/21/05 at Green BayW, 20-17





STEVE HUTCHINSON

G / #76

HEIGHT 6-5 WEIGHT 313

ACQUIRED RFA (SEA) FOR 2006

DOB 11-1-77

NFL 8TH YEAR

COLLEGE MICHIGAN

VIKINGS 3RD YEAR

GAMES/STARTS (regular season, playoffs) 2001 (16/16-Sea.), 2002 (4/4-Sea.), 2003 (16/16, 1/1-Sea.), 2004 (16/16, 1/1-Sea.), 2005 (16/16, 3/3-Sea.), 2006 (16/16), 2007 (16/16). **Total**-100/100, 5/5 (32/32-Minn.)

- Has paved the way for a 1,000-yard rusher in each of his opening 7 NFL seasons.

- A 5-time **All-Pro** and 5-time **Pro Bowler** from 2003-07 and is widely considered the top LG in the NFL.

- Has blocked for 3 games with a 200-yard rusher in his career, including Adrian Peterson's NFL-record 296, and has blocked for 44 career 100-yard rushing performances in his 105 games, including playoffs. Has blocked for a 100-yard rusher 13 times in 32 games with the Vikings.

OFF THE FIELD Majored in liberal arts...Married to Landyn, the couple has a daughter, Lily and a son, Luke...Keeps a vacation home in Key Largo, FL...An avid hunter and fisherman, Hutchinson finds himself at home on many of Minnesota's 10,000 lakes...The Hutchinson family became close with Vikings legend John Randle's family in Seattle and remain good friends...Annually hosts a charity golf outing in Michigan with former UM teammate Brian Griese that benefits Mott's Children's Hospital... Annually donates turkeys to families during the Thanksgiving holiday...Took part in 2008 Minnesota Governor's Fishing Opener, helping get youth involved in outdoor activities.

HONORS Named Associated Press All-Pro in 2003 (1st Team), 2004 (2nd Team), 2005 (1st Team), 2006 (2nd Team) and 2007 (1st Team)...Named NFL Alumni

Millennium Men

Steve Hutchinson has blocked for a 1,000-yard rusher in each of his 7 NFL seasons. He opened holes for 2007 NFL Rookie of the Year Adrian Peterson and paved the way for Vikings RB Chester Taylor to break the 1,000-yard mark for the 1st time in his career in 2006. He opened holes for 2005 NFL MVP Shaun Alexander in his opening 5 NFL seasons and helped Alexander set a career-high with 1,880 yards in '05.

1,000 YARD RUSHERS BEHIND HUTCHINSON

PLAYER, SEASON	YARDS
Adrian Peterson, 2007	1,341
Chester Taylor, 2006	1,216
Shaun Alexander, 2005	1,880
Shaun Alexander, 2004	1,696
Shaun Alexander, 2003	1,435
Shaun Alexander, 2002	1,175
Shaun Alexander, 2001	1,318


100 YARD RUSHERS/GAMES BEHIND HUTCHINSON

PLAYER	GAMES (INCLUDING PLAYOFFS)
Shaun Alexander	.31
Adrian Peterson	.6
Chester Taylor	.6
Artose Pinner	.1



Offensive Lineman of the Year in 2006...Selected to Pro Bowl in 2003, 2004, 2005, 2006 and 2007...Named to *Football News* All-Rookie Team in 2001.

PRO One of the most decorated offensive linemen in the NFL since he came into the League in 2001, earning 5 straight trips to the Pro Bowl from 2003-07 and has been



KROFF ELECTIVES
 HANDBOOK
 STAFF
PLAYERS
 ROOKIES
 2007 SEASON
 RECORDS
 PLAYOFF RECORDS
 HISTORY
 EXTRA PHOTOS

a 5-time All-Pro honoree by Associated Press, a 1st-Team selection in 2003, 2005, 2007 and claimed 2nd-Team notice in 2004 and 2006...His 5 Pro Bowl berths are the 2nd-most among active Vikings behind Matt Birk's 6...Earned Pro Bowl honors in 2006 in his 1st season with the Vikings, the 1st G for the team to earn a trip to Hawaii since Randall McDaniel in 1999...Helped the Vikings rank #1 in the NFL in rushing offense and improved to the #13 overall NFL offense, a jump of 10 spots...Helped a RB break the 1,000-yard mark in each of his 7 NFL seasons, including Chester Taylor in 2006 and Adrian Peterson in 2007 for the Vikings and Shaun Alexander in Seattle from 2001-05...Has paved the way for RBs to break the 100-yard mark 44 times in his career, including 13 with the Vikings...Has blocked for 3 career 200-yard rushing days by his RBs, twice by Adrian Peterson and once by Shaun Alexander...Part of a winning tradition at Seattle, going 32-16 from 2003-05, the best record in the NFC over that span...The Seattle offense excelled with Hutchinson, ranking #2 in 2005, #8 in 2004 and #6 in 2003 in the NFL...Helped Seahawks RB Shaun Alexander earn League MVP honors, set an NFL record with 28 TDs (27 rushing) and run for 1,880 yards in 2005...Helped Alexander run for 31 career 100-yard games, including playoffs...Started in Super Bowl XL in Detroit, just minutes from his collegiate home in Ann Arbor, MI...Joined LT line-mate Walter Jones as the only Seattle linemen selected to the Pro Bowl in team history...Acquired by Vikings on 3/31/06 after Seattle declined to match an offer sheet extended to him as a transition-tag player...Only season he did not earn post-season honors was in 2002 when his season was cut short after a broken leg.

2007 Earned **Pro Bowl** starting assignment and 1st-Team **All-Pro** honors from Associated Press...Joined 6 other Vikings making the trip to Hawaii for the Pro Bowl, including linemate Matt Birk, FB Tony Richardson and RB Adrian Peterson...Paved the way for the Vikings running game to rank #1 in the NFL and the offense ranked #13 overall, a 10-spot jump from 2006...Key element of the Vikings running game that set a team record with 2,634 yards on the ground and tied a team record with 8 games featuring a 100-yard rusher...Helped set a team record for rushing average at 5.33 yards per carry...Paved the way for Adrian Peterson to set a new NFL record with 296 rushing yards in a game vs. San Diego (11/4) and ran for 224 yards at Chicago (10/14), a team record before he broke his own mark with his performance against San Diego...Peterson became the 1st NFL rookie to break the 200-yard rushing mark twice in their debut season...Helped Peterson and Chester Taylor set a Vikings record for combined rushing yards by a tandem.

2006 Earned **Pro Bowl** honors in his debut with the

Laying Tracks

In his 105 career games, including playoffs, Steve Hutchinson has blocked for a 100-yard rushing performance by a back 44 times, including 3 times backs have gone over the 200-yard barrier. In 2007 he helped NFL Rookie of the Year Adrian Peterson set the NFL single-game rushing mark as well as the top 2 single-game performances in Vikings history. Peterson became the only rookie in NFL history to break the 200-yard mark twice in his debut season.

200-YARD RUSHERS BEHIND HUTCHINSON	PERFORMANCE
Adrian Peterson	... 296 yards vs. San Diego, 11/4/07
Shaun Alexander	... 266 yards vs. Oakland, 11/11/01
Adrian Peterson	... 224 yards at Chicago, 10/14/07



Steve and Landyn Hutchinson have hosted an early Thanksgiving meal for local children facing life challenges. In 2007 the meal was at the University of Minnesota Children's Hospital, Fairview.

Vikings...Recognized as an Associated Press **2nd-Team All-Pro**...Was named the **NFL Alumni's Offensive Lineman of the Year** Started all 16 games for the 5th time in his 6 NFL seasons...Made immediate impact on the Vikings in his 1st season, paving the way for Chester Taylor to run for 1,216 yards...Taylor's yardage ranks as the 4th-best single-season total in team history...Helped Vikings RBs rush for 100+ yards in 5 games on the season with Taylor breaking the century mark 4 times and Artose Pinner once...Cleared the way for Taylor to break the longest play from scrimmage in Vikings history with a 95-yard TD run at Seattle (10/22) and the 6th-best rushing day in team history with 169 yards on the ground in the upset win against Hutchinson's former team that snapped a 12-game Seahawks home winning streak...Helped spring Taylor over the 1,000-yard mark at Chicago (12/3) as the team rushed for 192 yards against the eventual NFC champions...Paved the way for Pinner to tie a Vikings record with 3 rushing TDs and run for his 1st career 100-yard game with a career-high 125 yards at Detroit (12/10).

2005 Earned 1st-Team **All-Pro** honors from Associated Press and 3rd straight trip to **Pro Bowl**...Helped drive Seattle to the 1st Super Bowl appearance in franchise history...Started all 16 regular season games and 3 playoff games, including **Super Bowl XL**...Paved the way for RB Shaun Alexander to have one of the best seasons in NFL history, setting a League record with 28 TDs (27 rushing), earn AP MVP honors and run for the 9th-highest single-season total in NFL history with 1,880 yards...Helped Alexander rush for 100+ yards in 12 games on the season, including playoffs...Protected QB Matt Hasselbeck as he earned a Pro Bowl berth and set a team record with a 98.2 passer rating...Team set a franchise record by winning 11 consecutive games before dropping the season finale at Green Bay...Line did not allow a sack in 4 games on the season...Team ranked #2 in the NFL in total offense and #3 in rushing offense, averaging 369.7 yards per game.

2004 Earned 2nd-Team **All-Pro** recognition from AP and 2nd-straight trip to **Pro Bowl**...Helped Seattle win 1st-ever NFC West title with a 9-7 mark and only 3rd divisional title in team history...Cleared the way for the Seahawks to rank #8 in the NFL in total offense...Paved the way for Shaun Alexander to run for then-career-high 1,696 yards and 20 total TDs (16 rushing)...Alexander's 1,696 yards on the ground fell 1 yard

Aloha Vikings

Steve Hutchinson came to the Vikings in 2006 with a reputation as one of the top linemen in the NFL and didn't miss a beat with his new team. Hutchinson's 5 Pro Bowl berths trail only fellow offensive lineman Matt Birk for the most on the current Vikings roster.

PRO BOWL BERTHS AMONG CURRENT VIKINGS

PLAYER	SEASON
Matt Birk, C2000, 2001, 2003, 2004, 2006, 2007
Steve Hutchinson, G2003, 2004, 2005, 2006, 2007
Darren Sharper, S2000, 2002, 2005, 2007
Kevin Williams, DT2004, 2006, 2007
Pat Williams, DT2006, 2007
Adrian Peterson, RB2007
Jared Allen, DE2007 (KC)
Gus Frerotte, QB1996 (Wash)

shy of the NFL rushing title claimed by Curtis Martin...Team ranked #8 in total offense and rushing offense, averaging 352.1 yards per game.

2003 Made 1st appearance on AP's **All-Pro** 1st-Team and debut in **Pro Bowl** after recovering from broken leg in 2002 that sidelined him after 4 games...Became only the 2nd Seahawks offensive lineman to earn a Pro Bowl berth in team history, joining LT linemate Walter Jones...Joined elite Seattle company as the 9th player to be named 1st-Team AP All-Pro...Started all 16 games and the Wild Card playoff game, his 1st playoff action...Shaun Alexander ranked 4th in the NFC with 1,435 rushing yards and 2nd in the NFC with 14 rushing TDs...Team ranked #6 in the NFL in total offense and averaged 351.7 yards per game...Helped Matt Hasselbeck

set the franchise record with 3,841 passing yards.

2002 Suffered season-ending broken leg in the 4th game of the season, an ESPN Sunday Night affair vs. Minnesota (9/29)...Before leaving game vs. Minnesota he helped Alexander set an NFL record with 5 TDs in the 1st half, 4 rushing and a receiving score...Placed on IR on 11/12/02.

2001 Made a huge impact earning **All-Rookie** honors from *Football News*...Helped the offense rank #8 in the NFL in rushing with an average of 121.0 yards per game...Cleared a path for Alexander to run for 1,318 yards after going for 313 yards in 2000...Helped Alexander set a team record with 266 rushing yards vs. Oakland (11/11) and run for 176 yards and 142 yards in consecutive games vs. Jacksonville (10/7) and Denver (10/14)...Alexander's 14 rushing TDs led the NFL.

COLLEGE Only the 2nd player in UM history to earn All-Big Ten honors 4 times, joining DT Mark Messner (1985-88)...A 1st-Team All-America as a junior and senior and garnered freshman All-America honors in 1997...Finalist for Lombardi Award and Outland Trophy as a senior and Lombardi semi-finalist as a junior...Moved from DT to OG during his redshirt season in 1996.

PREP Standout OT/DE at Coral Springs (FL) High...A 2nd-Team All-USA choice by *USA Today*, *Atlanta Journal-Constitution* Top 100 honoree and selected to play in Florida North-South All-Star game as a senior...Captain of the basketball team.



Steve Hutchinson and Jim Kleinsasser took part in an annual Minnesota tradition at the 2008 Governor's Fishing Opener at Breezy Point. The Vikings players spent time with local youth spreading the message of getting involved in the outdoors and welcomed a couple of students into their boats for the opening morning of fishing.



TARVARIS JACKSON QB / #7

HEIGHT 6-2 WEIGHT 225

ACQUIRED D2C (#64) FOR 2006

DOB 4-21-83

NFL 3RD YEAR

COLLEGE ALABAMA STATE

VIKINGS 3RD YEAR

GAMES/STARTS (regular season, playoffs) 2006 (4/2), 2007 (12/12). Total-16/14.

- Threw 3 TD passes of 60 yards and ran for 3 TDs during 2007 season.
- Matched an NFL record in 2007 finale at Denver (12/30/07) by running for a pair of 2-point conversions in a 4th-quarter rally that sent the game to overtime.
- Went 8-4 in 12 starts during 2007 with 2 losses coming in overtime games on the road.

OFF THE FIELD Majored in psychology...Joined teammates during the 2006 Holiday season as part of Dick's Sporting Goods "Shop With a Viking" event, helping children from the Boys and Girls Club of the Twin Cities spend gift cards and hosting a pizza party afterward...Taught kids football as part of the Vikings Junior Player Development camp in St. Paul in summer 2006...Has career aspirations to coach or work with children to give back to the coaches who helped mentor him throughout his youth...An avid cook, hosts barbecues during offseason workouts to promote team building...Name is pronounced TAH-vah-ris...Attended same high school, Sidney Lanier High in Montgomery, AL, as Packers legend Bart Starr...Son, Tarvaris, was born in September 2007.

PRO Enters 2008 having gone 7-3 in his final 10 starts of 2007...Progressed during 2007 season in his 1st taste as a full-time starter and posted an 8-4 mark in his 12 starts...A dual threat with his legs and arm, accounting for 15 career TDs, 11 through the air and 4 on the ground...Posted wins against Super Bowl XLII champion NY Giants and AFC Championship participants San Diego during the 2007 season...During his rookie campaign in 2006, was 1 of 5 QBs in the 2006 class to start games, joining Vince Young in Tennessee, Matt Leinart in Arizona, Jay Cutler in Denver and Bruce Gradkowski in Tampa Bay...Ranked 2nd in completion percentage among his rookie classmates at 58.0%, trailing only Cutler's

59.1%...Joined Young and Leinart as the only 3 rookie QBs to throw and rush for TDs on the season...Ran for a TD and threw for a pair of TDs in 2006...Started 1st career game at Green Bay (12/21) on an NFL Network Thursday Night Football game...Has a wealth of experience in the Vikings coaching staff to tutor him between Brad Childress, Darrell Bevell and Kevin Rogers...Was the 5th QB selected in the 2006 NFL Draft...Only the 2nd player ever drafted from Alabama State by the Vikings.

2007 Guided the Vikings offense to the #13 ranking in the NFL, a jump from #23 in 2006...Took over starting job and notched an 8-4 record in his 12 starts, with 2 of the losses coming in overtime games...Had a 7-3 record in his final 10 starts of the season...Key element to the Vikings 5-game win streak in November and December that raised the record to 8-6, converting 70.5% of his passes in that 5-game stretch...Battled through injuries that forced him to miss 4 games during the season...Led NFC QBs with 3 rushing TDs on the season...Threw 3 TD passes of 60+ yards during the season to 3 different players and won all 3 games...Connected with RB Adrian Peterson for a 60-yard TD on Peterson's 1st career catch in the season opening win vs. Atlanta (9/9)...Hit WR Troy Williamson for a 60-yard TD at Chicago (10/14) and connected with WR Sidney Rice for a 60-yard TD at NY Giants (11/25), the big score coming on the 2nd play of the game...Set a Vikings record and matched an NFL record by converting a pair of 2-point conversions in the season finale at Denver (12/30).

Tarvaris For 2

Vikings QB Tarvaris Jackson led a late rally in the 2007 season finale at Denver (12/30) that sent the game to overtime. Jackson threw a pair of 4th-quarter TD passes in the game and ran for the 2-point conversion to tie the game. His pair of 2-pointers matched an NFL record.

2-POINT CONVERSIONS IN A GAME IN NFL HISTORY

PLAYER	2-PT CONV.
Tarvaris Jackson, Minnesota at Denver (12/30/07)	2
Reggie Bush, New Orleans vs St. Louis (11/11/07)	2
Todd Heap, Baltimore vs. Cincinnati (10/19/03)	2
Marshall Faulk, St. Louis vs. Atlanta (10/15/00)	2
Charles Johnson, Pittsburgh vs. Tenn. (11/1/98)	2
Terrell Davis, Denver vs. Atlanta (9/28/97)	2
Michael Jackson, Baltimore vs. New Eng. (10/6/96)	2
Brett Perriman, Detroit vs. Green Bay (11/6/94)	2



running in a pair of 2-pointers to cap a furious 4th-quarter comeback that forced the game to overtime...Connected on a season-long 71-yard pass to Robert Ferguson vs. Chicago (12/17) on Monday Night Football...Engineered a comeback win over Chicago (12/17) in his 1st Monday Night Football start, fighting back from a 10-point 1st-half deficit...Posted 1st career game with no sacks or interceptions in win at San Francisco (12/9)...Had career-best 139.2 passer rating at NY Giants (11/25) in an upset win over the eventual Super Bowl XLII Champions...Recorded 2nd straight game with a 100+ passer rating vs. Detroit (12/2) with a 110.4 mark.

2006 Started final 2 games of the regular season, becoming only the 3rd Vikings rookie QB to start a game in franchise history, joining Fran Tarkenton and Tommy Kramer...Became the 1st rookie QB to start for the Vikings in 30 years when he opened Thursday Night Football game on NFL Network at Green Bay (12/21)...Threw 2 TDs- hitting Melwede Moore on a 35-yard screen pass vs. NY Jets (12/17) and connecting with Travis Taylor vs. St. Louis (12/31) in the season finale...Ran for his 1st career TD vs. St. Louis (12/31)...Tied for the longest pass completion of the Vikings season with a 50-yard pass to Moore vs. St. Louis (12/31)...Connected on 3 passes of 30+ yards in his limited action during the season, connecting with Moore for passes of 50 and 35t yards and hitting Taylor for a 31-yard pickup...Connected with Ciatrick Fason for his 1st career completion at Chicago (12/3) on a 4-yard pass.

COLLEGE Left school ranked 7th in Southwestern Athletic Conference history with 67 TD passes despite playing only 3 seasons in the league and ranks 9th in SWAC history

with 7,839 yards...Ended ASU career ranked 2nd in TD passes and passing yards...Accounted for 79 career TDs (68 pass, 11 rush)...Threw a TD pass in final 16 straight games and in 19 of his final 20 college games...Posted 6 career 300-yard passing games...Competed with Jacksonville Jaguars 1st-round WR draft choice Matt Jones for time at QB when both played for Arkansas before transferring to ASU...Earned 2nd-Team All-SWAC honors as a senior...Was tabbed as the SWAC Preseason Offensive Player of the Year...ASU's captain and offensive MVP during senior year...Threw for 2,941 yards, the 3rd-most in ASU history...Gained 3,226 yards of offense (2,941 passing/285 rushing), the 3rd-most in school history...Threw 3+ TD passes in 7 of 11 games on the season and threw a TD in all 11 games...During junior season he guided the Hornets to SWAC title and a 10-2 mark, becoming only the 2nd QB in school history to lead a team to 10 wins...Named MVP of SWAC Championship VI and the Detroit Football Classic as a junior in 2004...In his ASU debut in 2003, led team to an 8-5 record, the SWAC Eastern Division title and a berth in SWAC Championship V...In 2002 he saw time in 8 games for the Razorbacks in his final season with the team...Started 1st career collegiate game at Auburn...Threw 1st career TD pass vs. South Florida...As a freshman in 2001, he played in 3 games for the Razorbacks before shoulder injury sidelined him...Granted medical redshirt for season...Made college football debut against UNLV in 2001 season opener.

PREP Played QB and DB at Sidney Lanier High in Montgomery, AL...Honorable-Mention All-State choice as a junior and senior...Helped team to 9-2 mark as a senior...Team captain

JACKSON'S NFL TOTALS

PASSING

Year	GP/GS	Att.	Comp.	Pct.	Yards	Yds/Att	TD	INT	LG	Sk/Yds	Rating
2006 (Minn)	4/2	81	47	58.0	475	5.8	2	4	50	8/37	62.5
2007 (Minn)	12/12	294	171	58.2	1,911	6.5	9	12	71	19/70	70.8
Totals	16/14	375	218	58.1	2,386	6.4	11	16	71	27/107	69.0

Record as Starter (regular/playoffs): 8-6; 0-2 in 2006, 8-4 in 2007

RUSHING

Year	Att.	Yards	Avg.	LG	TD
2006	15	77	5.1	13	1
2007	54	260	4.8	32	3
Totals	69	337	4.9	32	4

SINGLE-GAME CAREER HIGHS

Attempts	41	vs. Washington, 12/23/07
Completions	25	vs. Washington, 12/23/07
Passing Yards	249	vs. Chicago, 12/17/07
TD Passes	2	vs. Detroit, 12/2/07; @ Denver, 12/30/07
Long Pass	71	vs. Chicago, 12/17/07 (to Robert Ferguson)
Long TD Pass	60t	vs. Atlanta, 9/9/07 (to Adrian Peterson)
	60t	@ Chicago, 10/14/07 (to Troy Williamson)
	60t	@ NY Giants, 11/25/07 (to Sidney Rice)
Highest QB Rating	139.2	@ NY Giants, 11/25/07
Rushing Attempts	9	@ San Francisco, 12/9/07
Rushing Yards	44	vs. Washington, 12/23/07
Long Rush	32	@ Denver, 12/30/07
Rushing TDs	2	vs. Washington, 12/23/07
2-Point Conversions	2	@ Denver, 12/30/07 (2 rushing)

JACKSON'S CAREER GAME-BY-GAME (* starts)

2006 MINNESOTA		Att.	Comp.	Yards	Pct.	TD	INT	Lg	Sk/Yds	Rating
12/3	at Chicago	4	3	35	75.0	0	0	24	1/0	101.0
12/17	NY Jets	23	14	177	60.9	1	1	35t	0/0	81.2
12/21	at Green Bay*	20	10	50	50.0	0	1	12	3/23	35.4
12/31	St. Louis*	34	20	213	58.8	1	2	50	4/14	62.5
Totals		81	47	475	58.0	2	4	50	8/37	62.5

2007 MINNESOTA		Att.	Comp.	Yards	Pct.	TD	INT	Lg	Sk/Yds	Rating
9/9	Atlanta*	23	13	163	56.5	1	1	60t	0/0	75.1
9/16	@ Detroit*	33	17	166	51.5	0	4	24	1/0	26.4
9/23	@ Kansas City	INACTIVE								
9/30	Green Bay	INACTIVE								
10/14	@ Chicago*	23	9	136	39.1	1	0	60t	1/3	73.8
10/21	@ Dallas*	19	6	72	31.6	0	0	21	3/7	44.1
10/28	Philadelphia	INACTIVE								
11/4	San Diego*	12	6	63	50.0	0	0	19	0/0	65.6
11/11	@ Green Bay	DID NOT PLAY								
11/18	Oakland*	22	17	171	77.3	0	1	16	3/15	79.9
11/25	@ NY Giants*	12	10	129	83.3	1	0	60t	4/5	139.2
12/2	Detroit*	24	18	204	75.0	2	1	35	1/4	110.4
12/9	@ San Francisco*	25	16	163	64.0	1	0	23	0/0	95.9
12/17	Chicago*	29	18	249	62.1	0	3	71	2/13	50.0
12/23	Washington*	41	25	220	60.9	1	2	19	1/8	63.1
12/30	@ Denver*	31	16	175	51.6	2	0	30	3/15	63.1
Totals		294	171	1,911	58.2	9	12	71	19/70	70.8

JACKSON'S TOUCHDOWNS

GAME

GAME	PLAY
vs. NY Jets, 12/17/06	35 pass to M. Moore
vs. St. Louis, 12/31/06	1 run, 3 pass to T. Taylor
vs. Atlanta, 9/9/07	60 pass to A. Peterson
@ Detroit, 9/16/07	1 run
@ Chicago, 10/14/07	60 pass to T. Williamson
@ NY Giants, 11/25/07	60 pass to S. Rice
vs. Detroit, 12/2/07	6 pass to B. Wade, 2 pass to S. Rice
@ San Francisco, 12/9/07	19 pass to R. Ferguson
vs. Washington, 12/23/07	2 pass to J. Kleinsasser, 6 run, 1 run
@ Denver, 12/30/07	5 pass to B. Wade, 22 pass to B. Wade

Action Jackson

Vikings QB Tarvaris Jackson has proven his playmaking ability with his arm and legs. His 3 rushing TDs in 2007 led the NFC and he posted 3 passing TDs of 60+ yards during the 2007 season and 4 total pass plays of 60+ yards. He connected with 4 different players on the 4 passes.

RUSHING TDs BY VIKINGS QBs IN 1ST 2 SEASONS

PLAYER	TDs
Fran Tarkenton, 1961-62	7
Daunte Culpepper, 1999-2000	7
Joe Kapp, 1967-68	5
Tarvaris Jackson, 2006-07	4

VIKINGS MOST 60+ YARD PASSES IN A SEASON

PLAYER	60+ PASSES
Daunte Culpepper, 2004	5
Tarvaris Jackson, 2007	4
Todd Bouman, 2001	4
Tommy Kramer, 1986	4



Tarvaris Jackson and teammates visited St. Joseph's Home For Children to put on a Football and Life Clinic during the 2007 season.



CHASE JOHNSON T / #75

HEIGHT 6-8 WEIGHT 330

ACQUIRED FA FOR 2007

DOB 12-16-83

NFL 2ND YEAR

COLLEGE WYOMING

VIKINGS 2ND YEAR

GAMES/STARTS (regular season, playoffs) 2007 (0/0). Total-0/0.

• Undrafted rookie in 2007 made the 53-man roster following preseason.

OFF THE FIELD Earned degree in agricultural business from Wyoming...Avid outdoorsman...Attended same high school as former Olympic skier and NFL player Jeremy Bloom.

PRO Physical line prospect that joins T Bryant McKinnie as the tallest players on the team at 6-8...Spent entire rookie season in 2007 on Vikings active roster.

2007 Inactive for 15 games as a rookie...Dressed for lone game of the season at San Francisco (12/9)...The lone

Vikings rookie free agent to be on the regular roster all 17 weeks of the season.

COLLEGE Started 47 straight games at LT, not missing a start during his 4-year career for the Cowboys...Played in North-South All-Star Classic after his senior year...Was a 1st-Team All-Western Athletic Conference choice as a senior and an Honorable Mention All-WAC honoree as a junior and sophomore...Team captain as a senior...Redshirted as a true freshman in 2002 and earned starter's job at LT for 2003.

PREP Starter on OL and DL at Loveland (CO) High...Anchored line that led team to 4A state title as a junior with a 13-1 record...Team went 23-4 as a junior and senior...All-State honoree as a senior.



MARCUS JOHNSON T / #72

HEIGHT 6-6 WEIGHT 321

ACQUIRED D2 (#49) FOR 2005

DOB 12-1-81

NFL 4TH YEAR

COLLEGE MISSISSIPPI

VIKINGS 4TH YEAR

GAMES/STARTS (regular season, playoffs) 2005 (14/8), 2006 (10/10), 2007 (16/0). Total-40/18.

• Versatile veteran with starting experience at T and G.
• Started at RG in 2005 season opener, the 1st Vikings rookie OG to start a season opener in team history.

OFF THE FIELD Earned degree in criminal justice at Ole Miss in 2004...Older brother, Belton, was a teammate at Mississippi and played offensive line for the Cincinnati Bengals...The Johnson brothers started alongside each other in 2002 for the Rebels while protecting #1 NFL Draft pick Eli Manning.

PRO Versatile lineman who has started at RG and RT...Became the 1st Vikings rookie OG to start a season opener in team history in 2005...Became only the 6th offensive lineman rookie in team history to start on opening day...Selected in the 2nd round (49th overall), the highest-drafted player in team history from Mississippi.

2007 Saw time at RT in place of starter Ryan Cook in a pair of games, stepping in vs. Chicago (12/17) on Monday Night Football and played the 2nd half of game vs. Philadelphia (10/28)...Member of the kickoff return wedge that helped Aundrae Allison set a team record with a 28.7 average on returns and notched the longest play in team history with a 104-yard return TD vs. Detroit (12/2).

2006 Started 10 games at RT during the season...Helped RB Chester Taylor rush for 1,214 yards, the 4th-best sin-

gle-season total in team history...Helped Taylor break the 100-yard mark in 3 of his starts during the season, including a career-high 169-yard day at Seattle (10/22)...Taylor broke off a 95-yard TD run at Seattle (10/22), the longest play from scrimmage in Vikings history and tied for the 9th-longest run in NFL history.

2005 Started 8 of the 14 games he played, including the opening 4 contests at RG...Stepped into lineup at RT replacing Mike Rosenthal on Monday Night Football at Green Bay (11/21) as part of a revamped line that helped spring Mewelde Moore run for 122 yards in the Vikings win...Played key role in both of Moore's 100-yard rushing days on the season, starting at RG when Moore had 101 vs. New Orleans (9/25) and taking over in the 1st quarter at Green Bay (11/21) when he had a season-high 122.

COLLEGE Started every game of his career, 48 total, opening 45 at RG and 3 at RT...Earned 2nd-Team All-SEC as a senior...Played in 2005 Senior Bowl...Team captain as a senior...Protected eventual #1 overall pick Eli Manning from 2001-03...Played alongside brother, Belton, in 2001 and 2002.

PREP Three-year starter for Coffeeville (MS) High School...Named a *Clarion-Ledger* 1st-Team All-State choice as a senior...Named to *Super Prep* All-Dixie Team...Played OT and DE as a junior and senior.

REGULAR SEASON
PREVIEW
ROOKIES
2007 SEASON
PLAYOFF RECORDS
MISSTONS
EXTRA POINTS



BRADEN JONES TE / #47

HEIGHT 6-3 WEIGHT 260

DOB 4/20/83

COLLEGE SOUTHERN ILLINOIS

ACQUIRED FA FOR 2007

NFL 2ND YEAR

VIKINGS 2ND YEAR

GAMES/STARTS (regular season, playoffs) 2007 (IR).

• Began collegiate career at Northwestern before transferring to Southern Illinois where he was teammates with Vikings RB Arkeee Whitlock.

OFF THE FIELD Majored in biological sciences and has been accepted to medical school...An Academic All-Conference choice at SIU and Academic All-Big 10 at Northwestern in 2002-03.

PRO Will compete for roster spot with Vikings TE group...Spent 2007 with team on injured reserve after training camp injury.

2007 Went to training camp with Vikings...Originally joined the Vikings as a rookie free agent.

COLLEGE Played final 2 collegiate seasons at SIU after starting career at Northwestern...Led SIU with 32 catches

as a senior and 7 TDs en route to All-Gateway Conference honors...Showed a knack for blocking kicks during college career...Blocked a kick and scored on a 26-yard fumble return vs. Southeast Missouri State as a junior...Moved from LB at Northwestern to TE at SIU...Started 9 games for Wildcats in 2002 and has career-best 11 tackles vs. Purdue...Redshirted in 2001.

PREP Helped lead Harrisburg (IL) to Class 3A state title with a 14-0 mark as a senior...Earned All-State honors from Chicago Tribune and Chicago Sun Times...Won state championship in the long jump.



MIKE JONES G / #66

HEIGHT 6-5 WEIGHT 310

DOB 6/25/85

COLLEGE IOWA

ACQUIRED FA FOR 2008

NFL 1ST YEAR

VIKINGS 1ST YEAR

GAMES/STARTS (regular season, playoffs) 2007 (PS-Chi).

• Spent time on practice squad with Chicago Bears in 2007 as a rookie free agent.

OFF THE FIELD Majored in education at Iowa...Team mates with Vikings LB Chad Greenway and RB Albert Young with the Hawkeyes.

PRO Will compete for roster spot on Vikings deep offensive line...Signed by Vikings on 6/10/08 after his release by Chicago on 5/28/08...Spent end of 2007 season on Bears practice squad...Originally entered the NFL as a rookie free agent with San Diego in 2007.

2007 Went to training camp with Chargers...Released by San Diego on 8/28...Signed by Bears to practice squad on 11/14/07.

COLLEGE Started 43 career games for the Hawkeyes...Squad won a Big Ten title and a pair of bowl wins during his career...Named 1st-Team All-Big Ten by conference coaches as a senior...Opened all 12 games, including Alamo Bowl against Texas, at LG as a senior...Started all 12 games at 3 different line positions as a junior...Started 10 games at LG and 2 at RT as a sophomore...Started final 7 games of freshman season, including Outback Bowl win over Florida.

PREP Tabbed as a 1st-Team All-America by USA Today, Parade and played in US Army All-America game as a senior at Richard (IL) High...Consensus All-State choice as a senior and 2nd-Team honoree as a junior.



JIM KLEINSASSER TE / #40

HEIGHT 6-3 WEIGHT 272

ACQUIRED D2 (#44) FOR 1999

DOB 1-31-77

NFL 10TH YEAR

COLLEGE NORTH DAKOTA

VIKINGS 10TH YEAR

GAMES/STARTS (regular season, playoffs) 1999 (13/7, 2/1), 2000 (14/8, 2/0), 2001 (11/11), 2002 (14/12), 2003 (16/16), 2004 (1/1), 2005 (16/16), 2006 (16/12), 2007 (16/10). **Total** 117/93, 4/1.

- Named to **USA Today's All-Joe Team** in 2007, recognizing hard-working under-recognized players.

- Ranks 2nd in team history for starts by a TE with 93 and 5th in Vikings history for catches by a TE with 158.

- Has paved the way for 4 of the 5 top single-season rushing marks in Vikings history, including Adrian Peterson's 1,341 in 2007, the 2nd-highest total and Chester Taylor's 1,216 yards in 2006, the 5th-most by a Viking.

- His 10 catches at St. Louis in 2003 are tied for the 2nd-most by a Vikings TE.

OFF THE FIELD Has worked extensively with the Make-A-Wish Foundation, serving with his wife at the annual banquet...Participates annually in the Epilepsy Foundation Clothing Drive...Participates at the North Dakota Special Olympics Games...Took part in the 2008 Minnesota Governor's Fishing Opener, spreading the message to young people about getting involved in the outdoors...Financial management major at UND...He and wife, Christa, have a son, Carter...Couple has a beagle, Vince...Avid icefisherman...Inducted to North Dakota High School sports hall of fame in 2008...Grew up on a beef and crop farm his family still runs...Sister, Sheri, was a 2-time All-America basketball player at North Dakota.

PRO Joins teammate Matt Birk, entering his 11th season, as the longest-tenured players with the Vikings...Dominant blocker that was key to the Vikings ranking #1 in the NFL in rushing in 2007...Has been part of the NFL's #1-ranked

rush offense 2 times during his career- 2002 and 2007...Helped Adrian Peterson earn NFL Rookie of the Year honors in 2007 and set the NFL single-game rushing record with 296 yards vs. San Diego (11/4/07)...Only Steve Jordan (149) has started more games at TE than Kleinsasser's 93 for the Vikings...Key element in the Vikings ranking #1 in the NFL in offense for the 1st time in franchise history in 2003 and leading the NFL in rushing for the 1st time in 2002...Devastating blocker who set career-highs in 2003 with 46 catches, 401 yards and 4 TDs...Ranked 3rd on team in catches in 2002 and 2003...Key element in leading Robert Smith to 1,000-yard seasons in 1999 and 2000, Michael Bennett in 2002, Chester Taylor in 2006 and Adrian Peterson in 2007...Has blocked for a 1,000-yard runner in 5 of his 8 full NFL seasons...Has paved the way for 4 of the top 5 single-season rushing performances in Vikings history, Smith's 1,521 yards in 2000, Peterson's 1,331 in 2007, Bennett's 1,296 in 2002 and Taylor's 1,216 in 2006...Helped the 2002 Vikings lead the NFL in rushing for the 1st time in team history...Played FB, H-back, and TE during his rookie campaign...Made his 1st start in the NFL vs. Oakland (9/19/99) at FB...Drafted in the 2nd round (44th overall) of the 1999 NFL draft...Vikings traded picks 59, 73, and 163 to the Steelers in the 1999 Draft in order to acquire Kleinsasser with the 44th pick.

2007 Powered the Vikings rushing attack that ranked #1 in the NFL and cleared the way for Rookie of the Year Adrian Peterson to lead the NFC in rushing and post the 2nd-best rushing season in team history with 1,341 yards...Named to **USA Today's All-Joe Team** for the 1st time in his career...Caught 26-yard pass vs. Chicago (12/17) on Monday Night Football, the 2nd-longest pass of

Tight End Toughness

Jim Kleinsasser has made an immediate impact in the Vikings record book despite being best known for his powerful blocking in the running game.

CAREER STARTS BY VIKINGS TEs

PLAYER, YEARS	STARTS
Steve Jordan	149
Jim Kleinsasser	93

CAREER CATCHES BY VIKINGS TEs

PLAYER, YEARS	CATCHES
Steve Jordan, 1982-94	498
Jermaine Wiggins, 2004-06	186
Stu Voigt, 1970-80	177
Joe Senser, 1979-84	165
Jim Kleinsasser, 1999-07	158

CATCHES IN A GAME BY VIKINGS TEs

PLAYER, GAME	CATCHES
Joe Senser, vs. Green Bay (11/29/81)	11
Joe Senser, vs. NY Jets (12/26/82)	10
Jim Kleinsasser, @ St. Louis Rams (11/30/03)	10



MICHAEL PETERSON RB/10
 ADRIAN PETERSON RB/10
 CHESTER TAYLOR RB/10
 JIM KLEINSASSER TE/10
 STEVE JORDAN TE/10
 JERMAINE WIGGINS TE/10
 STU VOIGT TE/10
 JOE SENSER TE/10
 JIM KLEINSASSER TE/10
 STEVE JORDAN TE/10
 JERMAINE WIGGINS TE/10
 STU VOIGT TE/10
 JOE SENSER TE/10
 JIM KLEINSASSER TE/10

Grinding Ground Game

Jim Kleinsasser's blocking has been a key element to some of the best rushing days and seasons in Vikings history. The team has ranked #1 in the NFL in rushing twice in his career. Kleinsasser has led the way for 8 different Vikings backs to break the 100-yard mark 38 times including playoff action.

TOP VIKINGS RUSHING SEASONS

SEASON; YARDS	KLEINASSER'S GAMES
2007; 2,634	16
2002; 2,507	14
2003; 2,343	16

TOP VIKINGS RUSHING GAMES

GAME	YARDS
vs. San Diego, 11/4/07	378
vs. Baltimore, 9/13/64	313
at Chicago, 10/14/07	311

100-YARD RUSHERS BEHIND KLEINASSER

PLAYER	100-YARD GAMES
Robert Smith	11*
Michael Bennett	8
Adrian Peterson	6
Chester Taylor	6
Mewelde Moore	2
Onterio Smith	2
Moe Williams	2
Artose Pinner	1

*includes 1 playoff game

his career...Helped Peterson set new NFL record with 296 rushing yards vs. San Diego (11/4) and the 2nd-highest total in team history with 224 yards at Chicago (10/14)...Opened path for Viking rushing game to set team record with 2,634 yards, an average of 164.6 yards per game...Paved the way for Peterson to break the 100-yard rushing mark 6 times on the season and Taylor to achieve the feat 2 times, tying the Vikings record of 8 games with a 100-yard rusher during the season...Peterson (1,341) and Taylor (844) combined to set a new team record for rushing yards by a tandem with 2,185...Caught TD pass from Tarvaris Jackson vs. Washington (12/23) on NBC Sunday Night Football.

2006 Played in all 16 games and started 12...Opened holes for Chester Taylor to rush for 1,214 yards, the 4th-best single-season performance in team history...Helped Vikings RBs hit the century mark 5 times on the season with Taylor breaking the 100-yard mark in 4 games and backup Artose Pinner running for 100+ yards once during the season...Blocked as Pinner tied a Vikings record with 3 rushing TDs in his lone start of the season at Detroit (12/10) and ran for 125 yards for his 1st career 100-yard game...Caught season-best 2 passes vs. Detroit (10/8).

2005 Battled back from knee surgery in 2004 to start all 16 games in 2005...Helped pave the way for Michael Bennett (1) and Mewelde Moore (2) to each break the 100-yard rushing mark on the season...Blocked lone career punt and 1st punt by a Viking since 2003 in regular-season finale vs. Chicago (1/1/06)...Notched season-high 42 yards receiving vs. Tampa Bay (9/11)...Had season-long 15-yard catch vs. Chicago (1/1/06)...Caught season-high 4 passes vs. Tampa Bay (9/11) and at Detroit (12/4)...Started all 16 games.

2004 Suffered season-ending knee injury in opener vs. Dallas (9/12)...Started game vs. Dallas (9/12), his 55th career start and caught a pair of passes for 24 yards with a long of 18...Placed on injured reserve on 9/22/04.

2003 Had career-best 46 catches, 401 yards and 4 TDs on the season...Key part in the Vikings ranking #1 in the NFL in total offense for the 1st time in team history...Started all 16 games for 1st time in his career...Helped pave the way for 3 different Vikings RBs to break the 100-yard mark in a game, Michael Bennett, Onterio Smith and Moe Williams...Helped pave the way for 4 different Vikings to rush for 400+ yards on the season for the first time in team history, Williams (745), Smith (579), Bennett (447) and Daunte Culpepper (422)...Notched career-high 10 catches at St. Louis (11/30), the 2nd-highest total by a Vikings TE trailing Joe Senser's 11 vs. Green Bay (11/29/81)...Had career-best 79 receiving yards at St. Louis (11/9)...Carried the ball a career-low 2 times on the season as he became more vital in the passing game and blocking at TE...Tied for 2nd in the NFC among TEs with 4 TDs and tied for 4th in the NFL...Ranked 3rd on team in catches, yards and tied for 3rd in TD catches...Caught career-high 2 TDs vs. Chicago (9/14) on ESPN's Sunday Night Football, catching 3-yard and 11-yard scoring losses from Culpepper...His 2-TD day vs. Chicago ties a Vikings record for TDs by a TE and is the 1st since Andrew Glover in 1998...Caught a 4-yard TD pass vs. Green Bay (11/2) and a 4-yarder vs. Kansas City (12/20), both from Culpepper.

2002 Was 3rd on the team with 393 receiving yards and tied for 3rd with 37 catches...Caught 1st career TD vs. Detroit (10/13) on a 1-yard pass from Daunte Culpepper in leading Vikings to 1st win of the season...Ran 6 times for 17 yards on the season...Helped Vikings lead the NFL in rushing for the 1st time in the 42-year history of the team...Team averaged 5.3 yards per carry, a team record...Team ran for a team-record 26 TDs...Team set record with 2,507 rushing yards and broke old team record with 350 first downs...Had season-high 6 catches vs. Buffalo (9/15) and career-high 64 yards with career-long 39-yarder at Tampa Bay (11/3)...Caught a pass in every game he played...Set career-high with 12 starts and tied career-high with 14 games played.

2001 Scored 1st career TD on a 2-yard run vs. Green Bay (10/21)...Started all 11 games he played...Battled ankle injury that kept him out of 5 of the final 7 games of the season...Inactive for games vs. Chicago (11/25), at Pittsburgh (12/2), vs. Tennessee (12/9), at Detroit (12/16) and the regular-season finale at Baltimore (1/7/02)...Posted career-high 5 rushes for 20 yards vs. Green Bay (10/21), including a career-long 11-yard run...Hauled in 8 catches for 51 yards vs. Tampa Bay (9/30)...Came back from 4-game absence with ankle injury to start vs. Jacksonville (12/23)...Started at Green Bay (12/30) where he had a pair of carries for 10 yards before leaving the game with aggravated ankle injury...Inactive for season finale at Baltimore (1/7/02) with ankle injury.

2000 Helped open holes for Robert Smith to set the team record for single-season rushing at 1,521 yards and run for a career-high 7 TDs...Played in 14 and started 8 games...Posted 1st NFL carry in season-opener vs. Chicago (9/3), finishing the day with 5 yards on 2 carries and 32 yards on 2 receptions with a 21-yarder...Had a postseason career-high with 2 catches for 18 yards with a long of 11 in Divisional Playoff vs. New Orleans (1/6/01)...Returned from injury to carry the ball once for 4 yards vs. Detroit (11/30)...Inactive for games at Dallas (11/23) and vs. Carolina (11/19) with hamstring injury...Had a carry for 4 yards vs. Arizona (11/12) before leaving game with a hamstring injury...Notched 1st career special teams tackle vs. Tampa Bay (10/9) on Monday

Night Football...Had 2 carries for 4 yards and caught a pass for 4 yards at New England (9/17).

1999 Played in his 1st NFL game in season opener vs. Atlanta (9/12), lining up at TE, H-back and FB...Started his 1st game lined up at FB vs. Oakland (9/19) and caught his 1st pass, a 6-yard strike from Randall Cunningham...Started at FB vs. Dallas (11/8) after missing 3 games due to injury...After returning from injury, he helped Robert Smith average 102 yards-per-game and 4.9 yards-per-carry over the next 8 games...Made the position change from TE to FB during bye week practices leading up to the San Diego game (11/28) as well as changing jersey numbers from #85 to #40...Started at FB vs. Kansas City (12/12) and vs. Green Bay (12/20)...Caught a pass for 7 yards from Jeff George vs. Dallas (1/9/00) and blocked for RB Robert Smith's team-playoff-record 140 yards rushing in the Vikings Wild Card Playoff win.

COLLEGE Ranks 9th on UND's career-record list with 1,314 yards receiving and 10th with 10 TDs...One of 3 players drafted by the Vikings from UND, Dave Osborn, 13th round, in 1965 and Ron Green, 9th round, in 1966.

1966...Senior year honors include being named consensus All-American and unanimous All-NCC 1st-team pick, Daktronics 1st-team All-America, *Football Gazette* 1st-team All-America, Gannett News Service 1st-team All-America (the only Division II player to be named)...Starter in the 1999 Senior Bowl...Team captain as a senior...Became the 1st Fighting Sioux player to start as a true freshman in the 1990s.

PREP Two-time All-Region, All-State and Gatorade Circle of Champions North Dakota Player of the Year at Carrington High...Participated in North Dakota Shrine and Montana-North Dakota All-Star games...All-Region and two-time All-District in basketball...Won the state shot put title as a junior and senior and the AAU national shot put title...Won the state discus championship as a sophomore and senior.

KLEINSASSER'S NFL TOTALS

Year	GP/GS	RECEIVING					RUSHING				
		No.	Yds.	Avg.	Lg	TD	No.	Yds.	Avg.	LG	TD
1999 (Minn)	13/7	6	13	2.2	11	0	0	0	0.0	0	0
Playoffs	2/1	1	7	7.0	7	0	0	0	0.0	0	0
2000 (Minn)	14/8	10	98	9.8	21	0	12	43	3.6	7	0
Playoffs	2/0	2	18	9.0	11	0	0	0	0.0	0	0
2001 (Minn)	11/11	24	184	7.7	18	0	23	72	3.1	11	1
2002 (Minn)	14/12	37	393	10.6	39	1	6	17	2.8	4	0
2003 (Minn)	16/16	46	401	8.7	19	4	2	15	7.5	12	0
2004 (Minn)	11/1	2	24	12.0	18	0	0	0	0.0	0	0
2005 (Minn)	16/16	22	171	7.8	15	0	0	0	0.0	0	0
2006 (Minn)	16/12	7	47	6.7	14	0	0	0	0.0	0	0
2007 (Minn)	16/10	4	43	10.8	26	1	0	0	0.0	0	0
Total	117/93	158	1,374	8.7	39	6	43	147	3.4	12	1
Playoffs	4/1	3	25	8.3	11	0	0	0	0.0	0	0

SINGLE-GAME CAREER HIGHS

- Receptions 10 ...@ St. Louis, 11/30/03
- Receiving Yards 79 ...@ St. Louis, 11/30/03
- Long Reception 39 ...at Tampa Bay, 11/3/02
- Receiving TDs 2 ...vs. Chicago, 9/14/03
- Rushes 5 ...vs. Green Bay, 10/21/01
- Rushing Yards 20 ...vs. Green Bay, 10/21/01
- Long Rush 12 ...vs. San Francisco, 9/28/03
- Rushing TD 1 ...vs. Green Bay, 10/21/01

KLEINSASSER'S TOUCHDOWNS

GAME	PLAY
vs. Green Bay, 10/21/01	.2 run
vs. Detroit, 10/13/02	.1 pass from D. Culpepper
vs. Chicago, 9/14/03	.3 pass from D. Culpepper
	.11 pass from D. Culpepper
vs. Green Bay, 11/2/03	.4 pass from D. Culpepper
vs. Kansas City, 12/20/03	.4 pass from D. Culpepper
vs. Washington, 12/23/07	.2 pass from T. Jackson

KLEINSASSER'S CAREER GAME-BY-GAME (* starts)

1999	Opponent	Att.	RUSHING				RECEIVING				
			Yards	Avg.	Long	TD	No.	Yards	Avg.	Long	TD
9/19	Oakland*	0	0	0.0	0	0	1	6	6.0	6	0
10/3	Tampa Bay	0	0	0.0	0	0	2	9	4.5	7	0
10/10	Chicago*	0	0	0.0	0	0	2	-13	-6.5	7	0
11/28	San Diego	0	0	0.0	0	0	1	11	11.0	11	0
Totals	GP/GS: 13/7, 2/1	0	0	0.0	0	0	6	13	2.2	11	0

PLAYOFFS

1/9/00	Dallas	-	-	-	-	-	1	7	7.0	7	0
2000	Opponent	Att.	Yards	Avg.	Long	TD	No.	Yards	Avg.	Long	TD
9/3	Chicago	2	5	2.5	3	0	2	32	16.0	21	0
9/10	Miami*	1	7	7.0	7	0	1	0	0.0	0	0
9/17	@ New England	2	4	2.0	2	0	1	3	3.0	3	0
9/24	@ Detroit	1	4	4.0	4	0	0	0	0.0	0	0
10/29	@ Tampa Bay*	1	3	3.0	3	0	2	22	11.0	16	0

11/6	@ Green Bay*	2	9	4.5	6	0	0	0	0.0	0	0
11/12	Arizona*	1	4	4.0	4	0	0	0	0.0	0	0
11/30	Detroit	1	4	4.0	4	0	0	0	0.0	0	0
12/10	@ St. Louis	0	0	0.0	0	0	1	15	15.0	15	0
12/17	Green Bay*	0	0	0.0	0	0	1	15	15.0	15	0
12/24	@ Indianapolis	1	3	3.0	3	0	2	11	5.5	7	0
Totals	GP/GS: 14/8, 2/0	12	43	3.6	7	0	10	98	9.8	21	0

PLAYOFFS

1/6/01	New Orleans	0	0	0.0	0	0	2	18	9.0	11	0
--------	-------------	---	---	-----	---	---	---	----	-----	----	---

2001	Opponent	Att.	Yards	Avg.	Long	TD	No.	Yards	Avg.	Long	TD
9/9	Carolina*	0	0	0.0	0	0	3	22	7.3	14	0
9/23	@ Chicago*	1	6	6.0	6	0	2	28	14.0	18	0
9/30	Tampa Bay*	1	1	1.0	1	0	8	51	6.4	12	0
10/7	@ New Orleans*	2	5	2.5	3	0	4	48	12.0	16	0
10/14	Detroit*	1	2	2.0	2	0	0	0	0.0	0	0
10/21	Green Bay*	5	20	4.0	11	1	1	6	6.0	6	0
10/28	@ Tampa Bay*	2	8	4.0	7	0	1	4	4.0	4	0
11/11	@ Philadelphia*	4	12	3.0	5	0	2	16	8.0	11	0
11/19	NY Giants*	4	6	1.5	5	0	1	6	6.0	6	0
12/23	Jacksonville*	1	2	2.0	2	0	2	3	1.5	2	0
12/30	@ Green Bay*	2	10	5.0	9	0	0	0	0.0	0	0
Totals	GP/GS: 11/11	23	72	3.1	11	1	24	184	7.7	18	0

2002	Opponent	No.	Yards	Avg.	Long	TD	No.	Yards	Avg.	Long	TD
9/8	@ Chicago*	0	0	0.0	0	0	5	58	11.6	20	0
9/15	Buffalo*	0	0	0.0	0	0	6	56	9.3	11	0
10/13	Detroit	0	0	0.0	0	0	4	34	8.5	13	1
10/20	@ NY Jets*	0	0	0.0	0	0	2	11	5.5	8	0
10/27	Chicago*	0	0	0.0	0	0	1	7	7.0	7	0
11/3	@ Tampa Bay*	0	0	0.0	0	0	3	64	21.3	39	0
11/10	NY Giants*	1	4	4.0	4	0	2	19	9.5	10	0
11/17	Green Bay*	0	0	0.0	0	0	1	4	4.0	4	0
11/24	@ New England*	0	0	0.0	0	0	2	31	15.5	22	0
12/1	Atlanta*	1	4	4.0	4	0	3	30	10.0	13	0
12/8	@ Green Bay	0	0	0.0	0	0	2	10	5.0	7	0
12/15	@ New Orleans*	1	0	0.0	0	0	2	20	10.0	13	0
12/21	Miami*	2	6	3.0	3	0	2	20	10.0	24	0
12/29	@ Detroit*	1	3	3.0	3	0	2	29	14.5	18	0
Totals	GP/GS: 14/12	6	17	2.8	4	0	37	393	10.6	39	1

2003	Opponent	No.	Yards	Avg.	Long	TD	No.	Yards	Avg.	Long	TD
9/14	Chicago*	0	0	0.0	0	0	4	29	7.3	11	2
9/21	@ Detroit*	0	0	0.0	0	0	2	30	15.0	18	0
9/28	San Francisco*	1	12	12.0	12	0	1	17	17.0	17	0
10/19	Denver*	0	0	0.0	0	0	1	13	13.0	13	0
10/26	NY Giants*	0	0	0.0	0	0	2	8	4.0	7	0
11/2	Green Bay*	1	3	3.0	3	0	2	13	6.5	9	1
11/9	@ San Diego*	0	0	0.0	0	0	5	61	12.2	19	0
11/16	@ Oakland*	0	0	0.0	0	0	7	67	9.6	14	0
11/23	Detroit*	0	0	0.0	0	0	2	17	8.5	10	0
11/30	@ St. Louis*	0	0	0.0	0	0	10	79	7.9	12	0
12/7	Seattle*	0	0	0.0	0	0	1	6	6.0	9	0
12/14	@ Chicago*	0	0	0.0	0	0	5	30	6.0	9	0
12/20	Kansas City*	0	0	0.0	0	0	2	13	6.5	9	1
12/28	@ Arizona*	0	0	0.0	0	0	2	18	9.0	13	0
Totals	GP/GS: 16/16	2	15	7.5	12	0	46	401	8.7	19	4

2004	Opponent	No.	Yards	Avg.	Long	TD	No.	Yards	Avg.	Long	TD
9/12	Dallas*	0	0	0.0	0	0	2	24	12.0	18	0

2005	Opponent	No.	Yards	Avg.	Long	TD	No.	Yards	Avg.	Long	TD
9/11	Tampa Bay*	0	0	0.0	0	0	4	42	10.5	13	0
9/18	@ Cincinnati*	0	0	0.0	0	0	1	6	6.0	6	0

9/25	New Orleans*	0	0.0	0	0	1	12	12.0	12	0	
10/2	@ Atlanta*	0	0.0	0	0	2	13	6.5	8	0	
10/23	Green Bay*	0	0.0	0	0	1	9	9.0	9	0	
10/30	@ Carolina*	0	0.0	0	0	1	1	1.0	1	0	
11/6	Detroit*	0	0.0	0	0	1	8	8.0	8	0	
11/21	@ Green Bay*	0	0.0	0	0	1	11	11.0	11	0	
12/4	@ Detroit*	0	0.0	0	0	4	26	6.5	10	0	
12/11	St. Louis*	0	0.0	0	0	2	11	5.5	9	0	
12/18	Pittsburgh*	0	0.0	0	0	1	6	6.0	6	0	
12/25	@ Baltimore*	0	0.0	0	0	2	11	5.5	7	0	
1/1/06	Chicago*	0	0.0	0	0	1	15	15.0	15	0	
Totals	GP/GS: 16/16	0	0	0.0	0	0	22	171	7.8	15	0

2006	Opponent	No.	Yards	Avg.	Long	TD	No.	Yards	Avg.	Long	TD
9/11	@ Washington	0	0	0.0	0	0	1	8	8.0	8	0
9/17	Carolina	0	0	0.0	0	0	1	7	7.0	7	0
9/24	Chicago	0	0	0.0	0	0	1	3	3.0	3	0
10/8	Detroit	0	0	0.0	0	0	2	12	6.0	8	0
10/22	@ Seattle	0	0	0.0	0	0	1	3	3.0	3	0
11/26	Arizona	0	0	0.0	0	0	1	14	14.0	14	0
Totals	GP/GS: 16/12	0	0	0.0	0	0	7	47	6.7	14	0

2007	Opponent	No.	Yards	Avg.	Long	TD	No.	Yards	Avg.	Long	TD
9/9	Atlanta	0	0	0.0	0	0	1	4	4.0	4	0
11/18	Oakland*	0	0	0.0	0	0	1	11	11.0	11	0
12/17	Chicago*	0	0	0.0	0	0	1	26	26.0	26	0
12/23	Washington*	0	0	0.0	0	0	1	2	2.0	2	1
Totals	GP/GS: 16/10	0	0	0.0	0	0	4	43	10.8	26	1

KLEINSASSER VS. THE NATIONAL FOOTBALL LEAGUE VS. THE AMERICAN FOOTBALL CONFERENCE

TEAM	Gms.	Att.	RUSHING				RECEIVING				
			Yards	Avg.	Long	TD	No.	Yards	Avg.	Long	TD
Baltimore	1	0	0	0.0	0	0	2	11	5.5	7	0
Buffalo	2	0	0	0.0	0	0	6	56	9.3	20	0
Cincinnati	1	0	0	0.0	0	0	1	6	6.0	6	0
Cleveland	1	0	0	0.0	0	0	0	0	0.0	0	0
Denver	2	0	0	0.0	0	0	1	13	13.0	13	0
Indianapolis	1	1	3	3.0	3	0	2	11	5.5	7	0
Jacksonville	1	1	2	2.0	2	0	2	3	1.5	2	0
Kansas City	3	0	0	0.0	0	0	2	13	6.5	9	1
Miami	2	3	13	4.3	7	0	3	20	6.7	24	0
New England	2	2	4	2.0	2	0	3	34	11.3	22	0
NY Jets	1	0	0	0.0	0	0	2	11	5.5	8	0
Oakland	3	0	0	0.0	0	0	9	84	9.3	14	0
Pittsburgh	1	0	0	0.0	0	0	1	6	6.0	6	0
San Diego	3	0	0	0.0	0	0	6	72	12.0	19	0

VS. THE NATIONAL FOOTBALL CONFERENCE

TEAM	Gms.	Att.	Yards	Avg.	Long	TD	No.	Yards	Avg.	Long	TD
Arizona	3	1	4	4.0	4	0	3	32	10.7	14	0
Atlanta	4	1	4	4.0	4	0	6	47	7.8	13	0
Carolina	3	0	0	0.0	0	0	5	3	6.0	14	0
Chicago	13	3	11	3.7	6	0	23	212	9.2	26	2
Dallas	4	0	0	0.0	0	0	3	31	10.3	18	0
Detroit	14	4	13	3.3	4	0	17	156	9.2	18	1
Green Bay	14	10	42	4.2	11	1	9	68	7.6	15	1
New Orleans	4	3	5	1.7	3	0	9	98	10.9	16	0
NY Giants	6	5	10	2.0	5	0	5	33	6.6	10	0
Philadelphia	2	4	12	3.0	5	0	2	16	8.0	11	0
St. Louis	4	0	0	0.0	0	0	13	105	8.1	12	0
San Francisco	2	1	12	12.0	3	0	1	17	17.0	17	0
Seattle	2	0	0	0.0	0	0	2	9	4.5	6	0
Tampa Bay	7	4	12	3.0	7	0	20	192	9.6	39	0
Washington	2	0	0	0.0	0	0	2	10	5.0	8	1



CHRIS KLUWE P / #5

HEIGHT 6-4 WEIGHT 215

DOB 12-24-81

COLLEGE UCLA

ACQUIRED W (SEA) FOR 2005

NFL 4TH YEAR

VIKINGS 4TH YEAR

GAMES/STARTS (regular season, playoffs) 2005 (15/0), 2006 (16/0), 2007 (16/0). Total-47/0.

- Earned **NFC Special Teams Player of the Month** in September 2005, the only rookie in Vikings history to win a Player of the Month award.
- Set a pair of Vikings punting records in 2007.

OFF THE FIELD Active in several Vikings Community Tuesday events throughout his career...Married to Isabel, the couple is expecting their 1st child in July 2008...Political science and history major...Played at UCLA when RB coach Eric Bienenmy was on staff...Avid video game player hosts Guitar Hero tournaments for charity in the Twin Cities.

HONORS NFC Special Teams Player of the Month in September 2005.

PRO Emerging NFL-leading punter continues to improve each season as he enters his 4th campaign in 2008...Agreed to long-term contract extension with Vikings in October 2007...Enjoyed record-setting season in 2007, setting new team mark with 34 punts inside the 20 and boomed 29 punts of 50+ yards...Had career-highs with a 44.7 gross average and 37.0 net average in 2007...Converted fake FG for a 1st-down vs. Detroit (12/2/07), hitting Jeff Dugan with a shovel pass for a 27-yard gain...Came to the Vikings as a virtual unknown in 2005 when he was claimed off waivers after being released by Seattle...Has not had a punt blocked in his career, a streak of 245, closing in on team record of 258 held by Bobby Walden...Holder for FGs and PATs.

2007 Set new team records for punts inside the 20 with 34 and booted team-record 29 punts of 50+ yards...Had career-best season with a gross average of 44.7 and net average of 37.0, both ranking in the top 5 in Vikings history for a season...Ranked 3rd in the NFL for punts inside the 20 with 34...Tied a team record and set a career-high by landing all 5 punts inside the 20 in season opener vs. Atlanta (9/9)...Set a new Vikings record for single-game gross punting average at 57.5 yards (4-230 yds) at Detroit (9/16)...Boomed longest punt of career, a 70-yarder, at Kansas City (9/23)...Held on Ryan Longwell's 55-yard game-winning FG at Chicago (10/14) as time expired, the longest FG of his career and the 2nd-longest overall FG in Vikings history...Completed 1st career pass attempt on a fake FG vs. Detroit (12/2), hitting Jeff Dugan for a 27-yard gain and a 1st down.

2006 Punted 93 times on the season, a team record...Booted 3 punts of 50+ yards and landed 3 punts inside the 20 vs. Carolina (9/17)...Also flipped the ball on a fake field goal to K Ryan Longwell, who then connected with Richard Owens on a 16-yard TD pass...Punted 4 times and landed all of them inside the 20 at Buffalo (10/1)...Hit 3 punts of 50+ yards on Monday Night Football vs. New England (10/30), including a 61-yarder...Followed that up the next week with 4 punts of 50+ yards vs. Green

Bay (11/12) and had a season-best 41.9 net average...Booted 3 punts of 50+ yards at Detroit (12/10)...Posted a career-long 68-yard punt vs. N.Y. Jets (12/17).

2005 Led all NFL rookie punters...Ended rookie season ranked #2 in the NFC and #6 in the NFL with a gross average of 44.1 yards per punt...Boomed 15 punts of 50+ yards on the season with a season-high 3 in the opener vs. Tampa Bay (9/11)...Came on strong in his 1st NFL game vs. Tampa Bay (9/11) in the regular-season opener, booming a season-long 62-yarder and hit 4 punts for a 54.3 gross average and a 42.5 net average, the 2nd-best single-game average in team history (minimum 4 punts) and the best in Vikings history by a rookie...Named the **NFC Special Teams Player of the Month** for September, the 1st Vikings rookie to ever earn Player of the Month honors...Season-high 8 punts in win at NY Giants (11/16)...Season-high punting yardage came at Chicago (10/16) with 256 yards.

COLLEGE One of the top punters in college football as a senior...Selected as a 2004 finalist for the annual Ray Guy Award, presented to the top college punter...As a senior, landed career-high 25 punts inside the opponent's 20 and averaged 43.4 yards per punt to rank 2nd in the PAC 10 and 14th in the nation...Set UCLA records as a junior with 91 punts for 3,908 yards.

PREP Named to *USA Today* All-America team as a senior punter...A 1st-Team All-CIF honoree as a junior and senior...Connected on an Orange County and CIF-record 60-yard FG as a senior vs. Loyola...Chosen to play in California-Texas Shrine Game and CaliFlorida Bowl.

Kluwed In

Chris Kluwe set Vikings records in 2007, dropping 34 punts inside the 20, and booming 29 punts of 50+ yards and his gross average of 57.5 yards per punt at Detroit (9/16/07) also set a team mark.

PUNTS INSIDE THE 20 BY VIKINGS

PLAYER, SEASON	INSIDE 20
Chris Kluwe, 2007	34
Greg Coleman, 1983	28
Mike Saxon, 1994	28
Chris Kluwe, 2006	28

VIKINGS PUNTS OF 50+ YARDS IN A SEASON

PLAYER	50+ PUNTS
Chris Kluwe, 2007	29
Chris Kluwe, 2006	22
Mitch Berger, 2000	22

VIKINGS SINGLE-GAME GROSS PUNTING AVERAGE

PLAYER	AVERAGE
Chris Kluwe at Detroit (9/16/07)	57.5
Mitch Berger vs. Cincinnati (11/15/98)	55.8
Chris Kluwe vs. Tampa Bay (9/11/05)	54.3

KLUWE'S NFL TOTALS

PUNTING

Year	G	No	Yds	Avg	Opp. Rt	Yds	Net	TB	IN20	LG	Blk
2005	15	71	3,130	44.1	41	470	35.8	6	17	62	0
2006	16	93	3,934	42.3	50	485	35.6	7	28	68	0
2007	16	81	3,621	44.7	43	440	37.0	9	34	70	0
Total	47	245	10,685	43.6	134	1,395	37.9	22	79	70	0

PASSING

Year	GP/GS	Att.	Comp.	Pct.	Yards	Yds/Att	TD	INT	LG	Sk/Yds	Rating
2007 (Minn)	16/0	1	1	100.0	27	27.0	0	0	27	0/0	118.8

SINGLE-GAME CAREER HIGHS

Punts	8	@ NY Giants, 11/13/05
Punting Yards	265	@ Chicago, 10/16/05
Long Punt	70	@ Kansas City, 9/23/07
Gross Average	55.7	@ Detroit, 9/16/07
Net Average	43.3	@ Dallas, 10/21/07
Inside the 20	5	vs. Atlanta, 9/9/07
Pass Attempt	1	vs. Detroit, 12/2/07
Pass Completion	1	vs. Detroit, 12/2/07 (to Jeff Dugan)
Passing Yards	27	vs. Detroit, 12/2/07



BEN LEBER

LB / #51

HEIGHT 6-3 WEIGHT 244

DOB 12-7-78

COLLEGE KANSAS STATE

ACQUIRED UFA (SD) FOR 2006

NFL 7TH YEAR

VIKINGS 3RD YEAR

GAMES/STARTS (regular season, playoffs) 2002 (16/14-SD), 2003 (16/16-SD), 2004 (16/16, 1/1-SD), 2005 (9/6-SD), 2006 (15/11), 2007 (16/10). **Total-** 88/73, 1/1 (31/21-Minn.).

- Starter on the NFL's #1-ranked rush defenses with San Diego in 2005 and Minnesota in 2006 and 2007.
- Tied for Vikings lead in sacks in 2007.
- Native of South Dakota, joins fellow Vikings LB Chad Greenway as the NFL's only starters from the state.

OFF THE FIELD Supports the Boys & Girls Clubs of the Twin Cities and the Children's Home Society and Family Services...Was active in several community outreach programs during his Chargers tenure, helping raise funds for the San Diego Fire Department to purchase helicopters, a cause close to him as he was nearly evacuated from his home during the October 2003 wild fires that ravaged the area...He and wife, Abby, had a daughter, Ames, in May 2008...Couple has a pair of Great Danes, Moose and Belle...Parents, Al and Han, met while Al was stationed in Korea with the U.S. Army...Father was Ben's high school



Ben Leber, Vikings teammates and their wives have made several Vikings Victory Visit to local hospitals in his 2 seasons with the club.



principal at Vermillion High...Brother, Jason, was an All-America RB at University of South Dakota in their hometown of Vermillion...Joined a pair of other Chargers players who flew out to visit troops on the aircraft carrier USS Carl Vinson in January 2005...Holds bachelor's degree in business-general management from Kansas State.

HONORS Earned All-Rookie honors in 2002 from *Pro Football Weekly* and *Football Digest*.

PRO Tied for Vikings sack lead in 2007 and matched career-high with 5.0...Ranks tied for 4th in Vikings history for sacks by a LB in a season with 5.0...Set a Vikings record with the longest sack in team history by throwing Eli Manning for a 26-yard loss at NY Giants (11/25/07)...Has notched 20.0 career sacks...Part of the NFL's #1-ranked rushing defense for 3 straight seasons in 2005, 2006 and 2007...Part of Vikings defense in 2007 that tied team record with 6 INT-return TDs and 8 overall defensive TDs...Joined the Vikings during 2006 offseason and helped the team's overall defense climb from #21 in the NFL in 2005 to #8 in 2006, the 1st time the team has been in the top 10 in total defense since 1994...Also helped the Vikings to a #1 ranking against the run for only the 3rd time in team history...Played a large role in the defense breaking several team records, including fewest rushing yards allowed in a season (985), fewest rushing yards allowed in a game (-3 at Detroit, 12/10/06), fewest rushing attempts in a game (6 vs. Arizona, 11/26/06) and fewest rushing 1st downs for a season (53)...The Vikings 985 rushing yards allowed ranks as the 2nd-lowest total in the NFL since the 1970 merger...Helped Chargers rank #1 in the NFL against the run in 2005, allowing 84.3 yards per game...Stepped into starting lineup as a rookie and made an immediate impact, earning **All-Rookie** honors for the Chargers...Drafted in 3rd Round (#71) in 2002 by San Diego...Had career-high 3.0 sacks of Texans QB David Carr on 9/15/02...His 3.0 sacks tied for the AFC single-game high in 2002, were the most by a rookie and tied Steelers' Joey Porter for most by a LB.

2007 Tied for Vikings lead with 5.0 sacks to match his career-best...Posted career-high 88 tackles and ranked 3rd among Vikings defenders...Had 1st career game with an interception and sack at Chicago (10/14) when he got both against Bears QB Brian Griese...His 5.0 sacks

TDs For the D

The Vikings defense has taken advantage of opportunities during the 2006 and 2007 seasons, scoring an NFL-best 13 defensive TDs in that span to lead the League. Ben Leber's 5 takeaways on defense has helped key the Vikings playmaking defense since coming to the team as a free agent.

2006-07 DEFENSIVE TDs BY NFL TEAMS

TEAM	TDs
Minnesota Vikings	13 (9 INTs, 4 FRs)
Green Bay Packers	8 (5 INTs, 3 FRs)

ranked as the 4th-best season by a Vikings LB in team history...Joined with fellow LB E.J. Henderson for 9.5 sacks, the 2nd-most sacks in team history by a LB duo, trailing Broderick Thomas (6.0) and Ed McDaniel (4.5) who combined for 10.5 in 1995...Set a Vikings record with the longest sack in team history by throwing Eli Manning for a 26-yard loss at NY Giants (11/25)...Picked up a fumble by Cowboys WR Patrick Crayton and returned it 10 yards before lateraling the ball to teammate Cedric Griffin who returned it 50 yards for a TD at Dallas (10/21)...Forced a fumble on Bears All-Pro return man Devin Hester vs. Chicago (12/17) on Monday Night Football in a Vikings win...Had career-high 10 tackles at Kansas City (9/23) and notched 3.0 tackles for loss.

2006 Bounced back from an ankle injury in 2005 to play in 15 games and start 10...Played a key role in the Vikings ranking #8 in the NFL in total defense, the 1st time since 1994 the team has ranked in the NFL's top 10 in defense...Helped the team to a #1 ranking in rushing defense, holding opponents to 985 rushing yards on the season, a team record and the 2nd-lowest total in the NFL since the 1970 merger...Notched his 1st career INT and 1st career TD during the season...Sacked Brett Favre at Green Bay (12/21), his 1st sack against the future Hall of Famer...Snared his 1st career INT when he grabbed a Rex Grossman pass at Chicago (12/3)...Helped limit the Cardinals rushing attack vs. Arizona (11/26), allowing 6 rushing attempts, which tied an NFL record, and setting a career-high with 2 forced fumbles in the game...Notched a season-high 10 tackles vs. Green Bay (11/12)Had a sack of Seahawks' QB Seneca Wallace at Seattle (10/22) that was recovered for a TD by DT Kevin Williams...Started vs. Detroit (10/8) and was part of a defense that allowed the Lions to rush for 16 yards, with only 8 coming from RBs and recovered a QB Jon Kitna fumble in the end zone, scoring the Vikings' 2nd defensive TD of the season.

2005 Started 6 of the 9 games he played...Had 22 tackles, a pair of sacks and was 2nd among LBs with 4 tackles for loss...Had season cut short by foot injury that landed him on injured reserve...Was part of one of the biggest wins of the 2005 season when Chargers went into Gillette Stadium (10/2) and upended the Patriots 41-17 to snap the defending Super Bowl champions' 21-game home winning streak and notched a sack of Tom Brady in the game...Sacked Drew Bledsoe in season opener vs. Dallas (9/11) along with fumble recovery...Inactive for pair of games before going on injured reserve with foot injury on 11/30.

2004 Started all 16 games and the Wild Card playoff vs. NY Jets...Helped Chargers win the AFC West for the 1st time since 1994 and earn a playoff berth with a 12-4 regular season mark after going 4-12 in 2003...Posted career-high 9 tackles vs. Kansas City (1/2/05) in regular season finale...Made 7 tackles in playoff game vs. NY Jets (1/8/05)...Had sack of Brian Griese against Tampa Bay (12/12).

2003 Ranked 4th on team with career-best 75 tackles, including 64 solos...Had season-best 8 tackles at Cleveland (10/19) and matched that total at Detroit (12/7)...Posted 3.0 sacks on the season to rank 4th on team...Sacked Kyle Boller vs. Baltimore (9/21), caught Jake Plummer at Denver (11/16) and Rick Mirer vs. Oakland (12/28).

2002 Burst onto the scene as a rookie, starting 14 of the 16 games he played...Earned All-Rookie notice from *Pro Football Weekly* and *Football Digest*...Led Chargers with 3 forced fumbles and ranked 3rd on team with 5.0 sacks...Earned 1st start in season opener at Cincinnati (9/8) and had a sack in the 34-6 win...Forced a pair of fumbles that were recovered for TDs by the Chargers...Jarred the ball loose from Rams WR Isaac Bruce that was returned 82 yards for a TD by fellow LB Donnie Edwards at St. Louis (11/10), the longest fumble return in Chargers history...Forced a fumble on sack of David Carr, 1 of his career-best 3 on the day, vs. Houston (9/15) in the end zone that was recovered by DE Raylee Johnson for a Chargers TD...Notched last sack of the season vs. Denver (12/1) when he caught Steve Beuerlein.

COLLEGE Named All-Big 12 twice and served as team captain as a senior...Earned 3rd-Team All-America honors as a senior by Associated Press...Ranked 5th in career tack-

Sacked Away

Ben Leber's 5.0 sacks in 2007 tied for the team lead and ranked among the Vikings all-time best performances by a LB. Leber's 5.0, combined with E.J. Henderson's 4.5, ranks as the 2nd-most by a Vikings LB tandem in team history.

SACKS BY VIKINGS LBs IN A SEASON

PLAYER, SEASON	SACKS
Ed McDaniel, 1998	7.0
Broderick Thomas, 1995	6.0
Matt Blair, 1981	6.0
Ben Leber, 2007	5.0
Dwayne Rudd, 1997	5.0
Matt Blair, 1983	5.0
Matt Blair, 1978	5.0

les for loss when he left K-State...Ended career with 216 tackles, 13.5 sacks and 46 tackles for loss.

PREP Chosen to play in North Dakota-South Dakota All-Star game as a senior...Earned All-USA honors from USA Today and was a Parade Magazine All-America at Vermillion (SD) High...All-State honoree as a junior and senior...Academic All-State choice and honor roll student throughout high school...Ran sprints on track team.

LEBER'S NFL TOTALS

Year	GP/GS	Tackles										Special Teams
		Solo	Asst.	Total	Sacks	INTs	PBU	TFL	QBH	FF/FR		
2002 (SD)	16/14	40	9	49	5.0	0 (0)	1	--	--	3/0	3	
2003 (SD)	16/16	64	11	75	3.0	0 (0)	1	--	--	1/0	0	
2004 (SD)	16/16	47	11	58	2.0	0 (0)	1	3.0	--	0/1	2	
Playoffs	1/1	5	2	7	0.0	0 (0)	0	0.0	--	0/0	0	
2005 (SD)	9/6	18	4	22	2.0	0 (0)	1	4.0	--	0/1	0	
2006 (Minn)	15/11	38	20	58	3.0	1 (0)	4	3.0	3	3/2	2	
2007 (Minn)	16/10	56	32	88	5.0	1 (0)	4	6.0	15	2/1	0	
Total	88/73	263	87	350	20.0	2 (0)	12	16.0	18	9/5	7	

SINGLE-GAME CAREER HIGHS

Tackles	10	@ Kansas City, 9/23/07
Sacks	3.0	vs. Houston, 9/15/02
Forced Fumbles	2	vs. Arizona, 11/26/06
Fumble Recovery	1	5 times, last @ Dallas, 10/21/07
Interception	1	@ Chicago, 12/3/06; @ Chicago, 10/14/07
Touchdown	1	vs. Detroit, 10/8/06 (0-yd FR)

LEBER'S SACKS

GAME	QB	SACKS
@ Cincinnati, 9/8/02	Gus Frerotte	1.0
vs. Houston, 9/15/02	David Carr	3.0
vs. Denver, 12/1/02	Steve Beuerlein	1.0
vs. Baltimore, 9/21/03	Kyle Boller	1.0
@ Denver, 11/16/03	Jake Plummer	1.0
vs. Oakland, 12/28/03	Rick Mirer	1.0
vs. Oakland, 11/21/04	Kerry Collins	1.0
vs. Tampa Bay, 12/12/04	Brian Griese	1.0
vs. Dallas, 9/11/05	Drew Bledsoe	1.0
@ New England, 10/2/05	Tom Brady	1.0
vs. Detroit, 10/8/06	Jon Kitna	1.0
@ Seattle, 10/22/06	Seneca Wallace	1.0
@ Green Bay, 12/21/06	Brett Favre	1.0
@ Chicago, 10/14/07	Brian Griese	1.0
vs. Philadelphia, 10/28/07	Donovan McNabb	1.0
@ NY Giants, 11/25/07	Eli Manning	1.0
vs. Washington, 12/23/07	Todd Collins	1.0
@ Denver, 12/30/07	Jay Cutler	1.0
Total		20.0

LEBER'S INTERCEPTION

GAME	QB	INT (YDS)
@ Chicago, 12/3/06	Rex Grossman	1 (0)
@ Chicago, 10/14/07	Brian Griese	1 (0)
Total		2 (0)

LEBER'S FUMBLE RECOVERIES

GAME	FR (YDS)
vs. Oakland, 11/21/04	1 (25)
vs. Dallas, 9/11/05	1 (0)
vs. Detroit, 10/8/06	1 (0)
@ Chicago, 10/2/06	1 (0)
@ Dallas, 10/21/07	1 (10)
Total	5 (35)

LEBER'S TOUCHDOWNS

GAME	PLAY
vs. Detroit, 10/8/06	0-yard FR



CULLEN LOEFFLER LS / #46

HEIGHT 6-5 WEIGHT 241

ACQUIRED FA FOR 2004

DOB 1-27-81

NFL 5TH YEAR

COLLEGE TEXAS

VIKINGS 5TH YEAR

GAMES/STARTS (regular season, playoffs) 2004 (16/0, 2/0), 2005 (16/0), 2006 (16/0), 2007 (16/0). **Total**-64/0, 2/0.

• Won the Vikings' long snapping job as a rookie free agent in 2004 and has handled every special teams snap since.

• Has snapped on the 2 longest FGs and game-winning FGs in Vikings history.

OFF THE FIELD Son of former Congressman Tom Loeffler, who played for Texas under legendary head coach Darrell Royal...One of the most active Vikings players in the Twin Cities community...Donates time to Special Olympics Minnesota and Kids Voting Minnesota...Participated in the emergency clothing drive for Hurricane Katrina victims and the team's 2nd annual "Vikings and Friends" holiday party to benefit families from the Salvation Army...Partnered with teammate Chris Kluge to encourage underprivileged children receiving glasses through LensCrafters "Give the Gift of Sight" program...Participated in the 3rd annual Pat W. Smith, Sr. Memorial Hunt to benefit the LeSueur County Sheriff's Youth Program...Active with Lonestar Paralysis Foundation...Is an avid hunter and fisherman...Spends offseason in Austin, TX...Member of the Big 12 Academic Honor Roll 4 times during his time at Texas...Teammate of Vikings' CB Cedric Griffin at Texas...Played for Minnesota Golden Gophers coach Tim Brewster at Texas...Married during 2006 offseason to Jardin, the couple had a daughter, Landyn, in December 2007.

PRO Consistently delivers the ball to Vikings specialists that have enjoyed record-setting performances during his tenure with the club...Has handled all long-snapping duties from 2004-07, playing in all 64 regular season and 2 playoff games...Has 12 special teams tackles in his 4 seasons...Only rookie free agent to play in every game of the 2004 season...Won the long-snapping position in '04 training camp...Originally signed by the Vikings on 5/3/04.

2007 Helped P Chris Kluge set team records for most punts inside the 20 in a season with 34 and most punts of 50+ yards in a season with 29...Snapped on Ryan Longwell's game-winning 55-yard FG at Chicago (10/14), tied for the 2nd-longest FG in team history...Notched 3 tackles on special teams.

2006 Played in every game and handled all of the long-snapping duties...Snapped on Ryan Longwell's game-winning 31-yard FG with 1:00 left to play in the season opener at Washington (9/11)...Followed that up the next week by being the snapper for Longwell's 19-yard FG in OT win over Carolina (9/17) and also on the fake FG that Longwell threw a 16-yard TD pass to Richard Owens

2005 Played in every regular season game, handling all long-snapping duties...Helped Paul Edinger tie a Vikings' record with 3 FGs of 50+ yards (56, 54, 54)...Snapped on Edinger's team-record and career-long 56-yard game-winning FG vs. Green Bay (10/23)...Was a part of all 3 game-

winning kicks by Edinger...Snapped for rookie punter Chris Kluge, who led all NFL rookie punters and ended his first season ranked 2nd in the NFC and 6th in the NFL with a 44.1-yard average...Helped Kluge become the only Vikings' rookie to ever earn a Player of the Month honor when he was named NFC Special Teams Player of the Month for September...Led the team with 2 special teams stops at Cincinnati (9/18).

2004 Played in all 16 regular season games and both playoff games as a rookie for the Vikings...Handled longsnapping duties in every game...Recorded a special teams tackle vs. Tennessee (10/24) and at Detroit (12/19) and a stop in the playoffs.

COLLEGE Three-year letterman for the Longhorns...Handled the majority of snapping duties for his final 3 seasons...Shared UT's Frank Denuis Most Valuable Special Teams Player Award and was also awarded the Longhorn Club Sportsmanship Award and one of the Longhorns' Dr. Nasser Al-Rashid Strength and Conditioning Awards as a senior in 2003...Played in 11 games and served as the team's snapper on punts as a junior in 2002 and handled FG/PAT snapping duties for 7 games...Named UT's Frank Denuis Special Teams Player of the Week after posting a pair of tackles against North Carolina...Played in all 13 games as a sophomore in 2001 handling punt snaps...Saw limited action at TE but did serve on the Longhorns' kickoff return unit in 2000...Redshirted as a freshman in 1999.

PREP Earned All-District honors at Tom Moore High in Ingram, TX at 4 different positions...Played DE and TE during his opening 3 seasons...Played DE, QB and punter as a senior...Earned All-District honors at DE as a senior...Honorable-mention All-District QB and All-District at punter...All-District TE as a sophomore and junior...Four-time letterman in football, basketball and participated in state tennis tournament 4 consecutive years.

Snapping To It

Since coming to the Vikings as a rookie free agent in 2004, Cullen Loeffler has been a valuable component of the special teams and has delivered the ball on some of the biggest plays in team history. In 2007, he snapped for Ryan Longwell's longest FG of his career, a 55-yard game winner at Chicago (10/14/07) as time expired. He has snapped on 3 of the 5 longest game-winning FGs in Vikings history.

VIKINGS LONGEST GAME-WINNING FGs

KICKER, GAME	FG, TIME
Paul Edinger vs. Green Bay (10/23/06)	...56, 0:00
Ryan Longwell @ Chicago (10/14/07)	...55, 0:00
Jan Stenerud vs. Tampa Bay (11/4/84)	...53, 0:02
Gary Anderson vs. Miami (12/21/02)	...53, 0:17
Paul Edinger @ NY Giants (11/13/05)	...48, 0:10



RYAN LONGWELL K / #8

HEIGHT 6-0 WEIGHT 200

ACQUIRED UFA (GB) FOR 2006

DOB 8-16-74

NFL 12TH YEAR

COLLEGE CALIFORNIA

VIKINGS 3RD YEAR

GAMES/STARTS (regular season, playoffs) 1997 (16/0, 3/0-GB), 1998 (16/0, 1/0-GB), 1999 (16/0-GB), 2000 (16/0-GB), 2001 (16/0, 2/0-GB), 2002 (16/0, 1/0-GB), 2003 (16/0, 2/0-GB), 2004 (16/0, 1/0-GB), 2005 (16/0-GB), 2006 (16/0), 2007 (16/0). **Total-** 176/0, 10/0 (32/0-Minn.).

- Moved into the NFL's top 25 all-time in points and FGs .
- Connected on career-long 55-yard FG as time expired at Chicago (10/14/07) to win the game 34-31.
- Has not missed a FG under 45 yards since joining the Vikings in 2006.
- Kicked in Super Bowl XXXII as a rookie free agent in 1997 for the Packers.

OFF THE FIELD Married to Sarah, the couple has two children: a son, Reece, and a daughter, Shaye...Spends off-season in Orlando...Sarah was formerly a producer at WGBA-TV, an NBC television affiliate in Green Bay...An avid golfer with a current USGA handicap at +2.4...Placed 9th and 10th in the Tahoe Celebrity golf tournament in 2006 and 2007 respectively...Went with family in May 2008 to witness Space Shuttle Discovery launch at Kennedy Space Center...Received the "Professional Achievement Award" at the 1st annual Lee Remmel Sports Award Banquet, an honor presented to him in recognition of his outstanding 1997 rookie season...Enjoys speaking to school groups and other organizations, in particular church and youth groups, about the benefits of having a positive outlook and attitude...Was the honorary chairman - and participated in - the attempt by Special Olympics Wisconsin to break the world record for the largest group hug, conducted inside Lambeau Field in May of 2001; the effort fell 28 persons shy of the existing mark...He and Sarah have served as honorary chairpersons for Cerebral Palsy, Inc., from 2001-05...Took part in "Read Across America 2001" by reading Dr. Seuss books to students at Green Bay's Valley View Elementary School...Is involved in "Young Life," a Christian youth group...Helped coach a Bend, Ore., Little League baseball team during the 1999 offseason...Participates in many charity golf tournaments, including outings in 1999 and 2000 which benefited Bend-area high schools...Was involved with Big Brothers/Big Sisters while at Cal...Has given time to Special Olympics in Bend, volunteering at ski races and speaking at other events...Scored his 1st hole-in-one in 2004 at a course in Orlando, Fla...Played in 3 Canadian Tour golf events (two in Austin, Texas, and one in Stockton, Calif.) in 2005 through a Golf Channel exemption; network produced a feature story on him, having him wear a microphone during his rounds...Participated in the 2005 U.S. Bank Championship pro-am and charity shootout at Milwaukee's Brown Deer Park golf course, the site of the annual PGA tour stop...Shot a 79 from the championship tees at Whistling Straits golf course in Haven, Wis., site of the 2004 PGA Championship, during a media day event in May 2003 to help kick off ticket sales for the event, one of

pro golf's four majors...Cousin, Michael Orr, was a member of the 1992 and 1996 U.S. Olympic cycling team.

HONORS Named to *Football Digest* 2nd-Team All-Pro in 2003 and 2004...Named to *USA Today* All-Joe Team in 2004...NFC Special Teams Player of the Month December 2004, October 2004, September 2002...NFC Special Teams Player of the Week vs. Carolina 9/17/06; at Houston 11/21/04; vs. Chicago 12/7/03; at Minnesota 12/17/00; vs. Philadelphia 9/17/00; at Detroit 12/7/98.

PRO One of the most accurate kickers in NFL history, ranking 6th in NFL history with an 81.9% FG rate...moved into 24th in NFL history with 267 career FGs and 25th in NFL history with 1,243 points...Since entering the NFL in 1997, his 1,243 points are the 4th-most and 267 FGs are the 5th-most...Connected on 12th career game-winning FG at Chicago (10/14/07), making his career-long 55 yarder as time expired for a 34-31 win...Has made 21 of his last 22 FGs in the 4th quarter and OT, a stretch dating back to game at San Francisco (12/15/02)...Threw 1st career TD on a fake FG vs. Carolina (9/17/06) on a 16-yard pass to TE Richard Owens, the 1st TD pass by a Vikings K in team history. In the OT period he kicked the game-winning FG and earned **NFC Special Teams Player of the Week** honors for his performance...Became the 1st player since George Blanda in 1970 to throw a TD and kick the game-winning FG in a game...Made 4 game-winning FGs in the final minute of games in 2004, a pair of which beat the Vikings, to establish an NFL mark since the 1970 merger for single-season game winners...Sat a Green Bay record by connecting on a pair of FGs of 50+ yards in a game at Atlanta (11/13/05)...Has scored in each of his 160 career regular-season games and 10 playoff contests, a streak that is alive heading into 2007...Has been named NFC Special Teams Player of the Week 6 times in his career...Entered the NFL in 1997 as a rookie free agent with San Francisco, released during training camp and signed with Green Bay...Got his revenge on the 49ers when he scored 8 points in the NFC Championship game later that season to advance to Super Bowl XXXII.

2007 Hit 20-of-24 FGs for the season, his only misses were from 52, 53 and 57 yards and had a 48-yarder blocked...Connected on career-long 55-yard game-winning FG at Chicago (10/14) in a 34-31 win...His 99 points are his highest total in 3 seasons...Had a pair of successful inside kicks during the season, including the 1st in Vikings history in the 1st quarter of a game vs. Philadelphia (10/28), and vs. Washington (12/23) on NBC Sunday Night Football...Broke the 1,200-point career scoring mark vs. Oakland (11/18)...Had 3 season-high 3 FGs in game vs. Green Bay (9/30) and vs. Philadelphia (10/28)...Made 10-of-11 FGs from 40-49 yards on the season, the 2nd-most 40-49 yarders of his career behind the 13 he booted in 2000...Registered 9 touchbacks on kickoffs.

2006 Made his debut with the Vikings and led the team in scoring with 90 points...Threw 1st career TD pass vs.

Longwell Lights It Up

One of the most accurate kickers in the NFL since entering the League as an unheralded rookie free agent in 1997, Ryan Longwell has left a lasting impression on the record book.

NFL FIELD GOALS SINCE 1997

PLAYER	FGs
Matt Stover	308
Jason Elam	287
Adam Vinatieri	284
Jason Hanson	272
Ryan Longwell	267

NFL SCORING SINCE 1997

PLAYER	POINTS
Jason Elam	1,307
Adam Vinatieri	1,267
Matt Stover	1,251
Ryan Longwell	1,243

NFL CAREER FG PERCENTAGE LEADERS

PLAYER	% (FGM/FGA)
Mike Vanderjagt	86.5 (230-266)
Shayne Graham	85.4 (152-178)
Matt Stover	83.8 (435-519)
Phil Dawson	82.7 (182-220)
Adam Vinatieri	82.3 (311-378)
Ryan Longwell	81.9 (267-326)
John Carney	81.9 (425-519)

win over Detroit (12/12) along with a 36-yarder in the 3rd quarter that marked his 200th career FG...Sealed Green Bay's 3rd straight NFC North title with a 29-yard FG as time expired in Christmas Eve game at Metrodome (12/24), a 34-31 win...Nailed a 53-yarder at the end of the 1st half of Monday Night game vs. Tennessee (10/11), the 2nd-longest of his career...Converted a 50+ yarder the 2nd straight week, a 50-yarder to close the first half at Detroit (10/17)...Played Minnesota in NFC Wild Card playoff (1/9/05) and converted a 43-yard FG for Green Bay's opening points...Tied the longest postseason scoring streak in team history at 10 games, a mark previously held by Jacke, vs. Minnesota in Wild Card game and hit his 15th career playoff FG, to tie Jacke for tops in team history.

2003 Connected on a career-best 88.5% of his FGs, going 23-of-26, including 100% inside 40 yards (16/16)...Ranked 4th in the NFL at 88.5%, but led kickers with outdoor homes...Perfect on a career-high 51 PAT attempts...His 120 points gave him 844 for his career, topping the 823 of the legendary Don Hutson...Did not have either a field goal or extra point attempt blocked for the first time in his career...Voted as a team captain by teammates for the playoffs...During the postseason, made 3-of-4 on FGs and 5-of-5 on PATs...A 2nd-Team All-Pro selection of *Football Digest*...Was named **NFC Special Teams Player of the Week** for his huge role in the Packers' come-from-behind victory over Chicago (12/7) as he enjoyed season highs in both points (14) and FGs (4) despite winds gusting to 16 mph and 35-degree temperatures. With Green Bay down 14-0 after 1st quarter, he scored 13 of the Packers' opening 19 points to help overcome the hole as the team then pulled away in an eventual 34-21 win...With a host of family and friends on hand at San Diego (12/14), he tied Hutson's all-time scoring mark (823) with a 2nd-quarter PAT, then broke the record with a 4th-quarter PAT...In 30-27 Sunday Night triumph at Minnesota (11/2), connected on 3-of-3 FGs, including a 27-yarder with 2:37 left that provided the eventual winning points...Hit on 2-of-3 FGs from 38 and 37 yards vs. San Francisco (11/23) as the 37-yarder gave him the team record for career field

Carolina (9/17) when he completed a 16-yard TD pass to TE Richard Owens on a fake FG, the 1st TD pass by a K in Vikings history. The TD pass tied the game 13-13 with 7:48 left to play in the game before going to OT when he kicked the game-winner...Kicked a pair of consecutive game-winning FGs in his opening 2 games with the Vikings, hitting a 31-yarder with 1:00 to play in the season opener at Washington (9/11) on Monday Night Football and connecting on a 19-yarder in OT vs. Carolina (9/17)...Earned **NFC Special Teams Player of the Week** honors for his performance vs. Carolina (9/17)...Became only the 2nd player in NFL history, joining George Blanda, as players to throw a TD pass and kick a game-winning FG in the same contest...Connected on 21 of his 25 FG attempts, his only misses coming from 46 yards and longer...Only missed a FG of 49 yards and had a 51-yarder blocked in the Metrodome, his 1st season kicking indoors.

2005 Etched his name into the Green Bay record book by connecting on a pair of 50-yard FGs at Atlanta (11/13)...Ranked 2nd in team history by connecting on a career-high 4 FGs of 50+ yards, trailing only Chris Jacke's 6 in 1993...Hit a FG for the 15th consecutive game vs. Tampa Bay (9/25), breaking his own team record of 14 straight games in 1997-98, but the streak ended at 15 as he didn't have a FG attempt the following week...Had a streak of 156 consecutive PATs snapped in game vs. Tampa Bay (9/25), setting a new Packers mark and what was the 4th-longest active streak in the NFL...Led Green Bay in scoring for 9th straight year...Scored in all 16 games for the 9th straight year, keeping his scoring streak alive at 144 games, every game in his career...Booted 2nd career game-winning overtime kick vs. Detroit (12/11) on Sunday Night Football when he hit a 28-yarder.

2004 Ranked 2nd in NFC with 120 points and led Green Bay for a team-record 8th consecutive season (breaking tie with Hutson, 1939-45)...Made all 48 PATs, extending his streak of successful PATs to a team-record 153, dating back to 12/23/01; broke Chris Jacke's club mark of 134 (set from 1990-94) in Monday Night victory over St. Louis (11/29)...Named **NFC Special Teams Player of the Month** in October and December, and **NFC Special Teams Player of the Week** once...A 2nd-team All-Pro honoree by *Football Digest*, he also landed on the *USA Today All-Joe Team* as a player who is "overlooked and underappreciated"...Had hit 45 straight FGs inside 40 yards, at the time the NFL's longest active streak, before string was snapped vs. Jacksonville (12/19); missed from 31 yards out, his 1st misfire of under 39 yards since 10/7/02, vs. Chicago in Champaign, IL...Made 2 FGs of 50-or-more yards - only the 2nd time that he had hit multiple 50-yarders in the same NFL year after hitting 3 in 2000...Was the **NFC Special Teams Player of the Month** for October, when he was 7-of-7 on FGs, including a pair from beyond 50 yards, as well as 16-of-16 on PATs...Earned **NFC Special Teams Player of the Month** in December, when he converted 8-of-9 FGs, including a pair of game-winning kicks to help Green Bay capture a 3rd straight NFC North title...Hit 4 game-winning FGs as time expired on the season, the most by a player in a season since the 1970 AFL-NFL merger...Made 2 of his 4 game-winners against the Vikings...Connected on a pair of game-winners in consecutive weeks, beating the Vikings with a 33-yarder as time expired in Lambeau Field (11/14) and at Houston (11/21), narrowly connecting on a 46-yarder as time ran out, helping him to earn his 5th career **NFC Special Teams Player of the Week** award...Converted a late 39-yarder to tie the Texans 13-13 and made 3-of-4 FGs on the day...Batting swirling winds, hit 3rd game-winning FG, a 23-yarder, in 16-13, comeback

goals, topping Jacke's mark of 173... Against Detroit (9/14), punted twice in quick-kick situations, a 28-yarder to the Lions' 5 and a 30-yarder at Tampa Bay (11/16).

2002 Alternate to the NFC Pro Bowl squad, he compiled 128 points...Made a personal-best 14 FGs in a row (3 shy of the team record) before missing on his 2nd attempt at rainy San Francisco (12/15)...Earned **NFC Special Teams Player of the Month** for September, hitting 9-of-10 FG attempts and scoring 39 points over the opening 4 games; opening-month success included a pair of 13-point efforts, a game-winner against Atlanta and a crucial, late field goal at Detroit (9/22)...Hit the 5th game-winning kick of his NFL career, a 34-yarder in OT of 37-34 win vs. Atlanta (9/8) in season opener...In win at Detroit (9/22), nailed FGs from 46, 34 and 47...The 47-yarder with 1:15 left forced the Lions to go the length of the field as Green Bay clung to its 37-31 lead...Scored 16 points (1 shy of his career best) with 4 FGs and 4 PATs in 40-14 rematch win over Detroit (Nov. 10)...Made FGs of 33 and 19 yards in 26-22, come-from-behind victory over Minnesota (12/8).

2001 Finished with 104 points...Became only the 6th player in team history to reach 500 points, in Monday Night victory vs. Washington (9/24), connecting on all 3 FG attempts plus 4 PATs...Tied team record (also 1/2/94, at Detroit, by Jacke) with a 54-yard FG just before halftime at Tennessee (12/16)...Came through with game-winning PAT in final minutes of 21-20 victory over vs. Tampa Bay (11/4)...Made FGs from 46 and 39 yards in 29-27 win at Detroit (11/22)...At the top of his game in the postseason, made 2 vital FGs in NFC Wild Card playoff win over San Francisco (1/13/02), a 26-yarder midway through the 3rd quarter, gave Green Bay a 9-7 lead, and a 45 yarder with 7:00 remaining, put the Packers on top 18-15 in the eventual 25-15 triumph.

2000 Enjoyed one of his best seasons in the NFL, making 33 FGs to tie the Packer single-season record, set by Chester Marcol in 1972...His 86.84 percent success rate ranked 3rd in club annals, just under his own benchmark of 87.88 percent, achieved in 1998...Earned **All-NFC** recognition from *Football News*...Made all 32 PATs...His 131 points led NFC kickers and ranked 2nd in the NFL behind Stover (135)...Became the 1st Packer to lead the NFC since Marcol in 1974...Also set a team single-season mark for most points, no TDs, surpassing the 128 jointly held by Marcol (1972), Jacke (1993) and himself (1998)...Converted his initial 3 game-winning FGs (at any

level), vs. Philadelphia (9/17), vs. San Francisco (10/15) and vs. Tampa Bay (12/24)...Deadly accurate inside 40 yards, going 17-of-18 with his only miss the result of a block...Nailed 3 kicks of 50+ yards, a career high, and the 2nd-best total in team history...Punted once for 30 yards in a quick-kick situation out of FG formation...In win at Arizona (9/24), scored a career-high 17 points; tied a team record with 5 FGs (done twice previously by Jacke) on 5-of-5 day...Registered 1st career game-winning FG to beat Philadelphia (9/17), a 38-yarder with :03 remaining, scoring all the points in a 6-3 win en route to **NFC Special Teams Player of the Week** honors...Hit a 35-yarder with :54 left to notch a 31-28 win over San Francisco (10/15)...His 3rd game-winner came in season finale vs. Tampa Bay (12/24), a 22-yarder in overtime for a 17-14 triumph...Had his 6th 4-FG game in 33-28, upset victory at Minnesota (12/17), garnering **NFC Special Teams Player of the Week**...Booted a season-long 52-yarder at Tampa Bay (11/12)...Nailed a 51-yarder at Detroit (10/8)...Made FGs of 51 and 48 yards at Miami (10/29).

1999 Appeared in all 16 games...Connected on 25 of 30 (83.3 percent) FG attempts...Also hit on all 38 PAT tries...Finished with 113 points to lead the team in scoring and become the 1st player in club history to record 3 straight 100-point seasons...Earned **NFC Special Teams Player of the Week** for the 1st time after making a season-high 4 FGs (42, 49, 38, 43) in a 26-23 win over Tampa Bay (10/10); 3-of-4 were clutch connections, either tying the game or giving his club the lead; scored a season-high 14 points in the win...Connected on all 4 FG attempts in gusty winds vs. Detroit (11/21), contributing to a 26-17 victory...Nailed a 50-yarder at Denver (10/17)...Converted a career-best 7 PATs in season finale vs. Arizona (1/2/00), 1 shy of Don Chandler's team mark...Hit FGs from 28, 35 and 34 yards in 23-20 win over Minnesota (9/26)...Punted vs. Detroit (11/21), when Aguiar was not able to finish contest; his 19-yard effort landed inside the 20.

1998 Was the NFL's 4th-leading scorer among kickers with 128 points, 2nd in the NFC to Minnesota's nearly perfect Gary Anderson...Enjoyed an 87.88 percent rate (29-of-33) on FG tries - the 2nd-best single-season percentage in team annals, behind only Jan Stenerud's 91.67 percent (22-of-24) in 1981...Became only 3rd Packer with back-to-back 100-point seasons, joining Hutson (1942-43) and Paul Hornung (1960-61)...Converted on 41-of-43 PAT tries...Began season a perfect 12-of-12 on FGs, the best



Ryan Longwell connected on a 16-yard TD pass off a fake FG and later kicked the game-winning FG in OT to top Carolina 16-13 in his 1st game in the Metrodome as a Viking.

start in team history (Max Zendejas kicked 10 straight in 1987) until he missed a 51-yarder at Pittsburgh (11/9)...Booted at least 1 FG in a team-record 14 consecutive games (8 in 1997, 6 in 1998), breaking the previous mark of 12; striking the string without an attempt vs. Baltimore (10/25).

1997 Enjoyed an immensely successful rookie season, connecting on 24-of-30 FG tries and all 48 PAT attempts, while playing all 16 games...Led team and ranked 3rd in NFC scoring with 120 points, the 2nd-highest rookie total in team annals - trailing only Marco's 128 in 1972...Of his 6 misses, 2 were blocked and 2 hit the uprights...Had 29-of-89 regular-season kickoffs reach the end zone, including 11 touchbacks (12.4 percent), as the Packers finished 3rd in NFL kickoff coverage...Turned in a stellar performance in the playoffs, hitting 6-of-7 FG attempts (85.7 percent) and 6-of-6 PAT tries, to lead the NFL's kickers in postseason scoring with 24 points...Was 3-of-3 on PATs and converted a 27-yard FG attempt in Super Bowl XXXII vs. Denver (1/25)...Connected on 3-of-4 FG tries in NFC Championship victory at San Francisco (1/11), falling one short of Green Bay's single-game postseason FG record...Effort against the 49ers - who had released him in the preseason - included a 43-yard FG into a tough wind as the half ended, giving the Packers a 13-3 intermission lead...One week earlier (1/4/98), had connected on a pair of 2nd-quarter FGs (21 and 32 yards), staking the Packers to a 13-0 halftime lead in eventual 21-7 NFC Divisional playoff win over Tampa Bay...Chalked up 3 FGs in each of Green Bay's opening 3 games - vs. Chicago (9/1), at Philadelphia (9/7) and vs. Miami (9/14) - with the Bears' contest producing his 1st NFL FG...Enjoyed a perfect preseason, hitting on 6-of-6 FGs and 10-of-10 PATs to earn a roster spot after Brett Conway suffered a quadriceps injury in pregame warmups at Oakland (8/8) in preseason action, making it necessary for the Packers to keep a 2nd kicker into the regular season...Connected on all 3 FGs vs. the Raiders as he anonymously stepped in for Conway on a

last-minute basis, hitting from 21, 44 and 34 yards...Two weeks later, he solidified his hold on the job in the final preseason contest, against the Giants in Madison, Wis. (8/22), as he converted FGs of 50, 28 and 49 yards to keep the Packers within striking distance; Green Bay later scored 2 TDs in the final 5:20 for a 22-17 win...When Conway's injury did not respond to treatment and he eventually was placed on injured reserve (9/3), Longwell was provided with his season-long opportunity...Originally signed by San Francisco as an undrafted free agent on 4/28/97, he was waived by the Niners 7/9/97 and claimed the next day by Green Bay.

COLLEGE A 4-year letterwinner (1993-96) at California, acting as both the punter and placekicker during his final 3 seasons...Was successful on 32-of-56 FG attempts and 81-of-85 PAT tries (including Aloha Bowl)...Had a 41.9-yard career punting average at Cal (including bowl games), good for 3rd place (tie) in Golden Bears' annals...As a senior, earned 1st-Team All-Pac 10 Conference honors as a punter and was voted 2nd-Team All-Pac-10 as a placekicker...Ranked 9th in the NCAA in 1996 with a 45.2-yard average on punts, the 2nd-best mark in Cal history...Booted a season-long, 72-yard punt against Navy in the Aloha Bowl...Was a Golden Bears tri-captain during the '96 campaign.

PREP Highly-rated kicking prospect coming out of Bend (OR) High...A 3-year letterman in football where he was All-Conference as a junior and senior...Served as backup QB as a senior...Was a standout 3rd-baseman where he garnered all-conference honors as a junior and senior.

Points of Interest

Ryan Longwell's 1,243 points ranks 25th in NFL history as he enters the 2008 season.

NFL CAREER POINTS

PLAYER	POINTS
1. Morten Andersen	2,544
2. Gary Anderson	2,434
3. George Blanda	1,947
4. Matt Stover	1,822
5. John Carney	1,812
6. Jason Elam	1,786
7. Norm Johnson	1,736
8. Nick Lowery	1,711
9. Jason Hanson	1,699
10. Jason Hanson	1,659
11. Eddie Murray	1,594
12. Al Del Greco	1,584
13. John Kasay	1,504
14. Steve Christie	1,476
15. Pat Leahy	1,470
16. Jim Turner	1,433
17. Matt Bahr	1,422
18. Jeff Wilkins	1,416
19. Adam Vinatieri	1,387
20. Mark Moseley	1,382
21. Jim Bakken	1,380
22. Fred Cox	1,365
23. Lou Groza	1,343
24. Jim Breech	1,246
25. Ryan Longwell	1,243

Among League Leaders

Ryan Longwell enters his 12th NFL season in 2008 and continues to climb the rankings among the NFL's all-time best kickers.

NFL CAREER FGs MADE

PLAYER	FGs
1. Morten Andersen	565
2. Gary Anderson	538
3. Matt Stover	435
4. John Carney	425
5. Jason Elam	395
6. Jason Hanson	385
7. Nick Lowery	383
8. Jan Stenerud	373
9. Norm Johnson	366
10. John Kasay	358
11. Eddie Murray	352
12. Al Del Greco	347
13. Steve Christie	336
14. George Blanda	335
15. Adam Vinatieri	311
16. Jeff Wilkins	307
17. Pat Leahy	304
17. Jim Turner	304
19. Matt Bahr	300
19. Mark Moseley	300
21. Jim Bakken	282
21. Fred Cox	282
23. Pete Stoyanovich	272
24. Ryan Longwell	267

LONGWELL'S NFL TOTALS

SCORING

Year	GP	FG	FGA	Pct	Lg	Blk	XP	XPA	Pct	Blk	Pts
1997 (GB)	16	24	30	80.0	50	2	48	48	1.00	0	120
Playoffs	3	6	7	85.7	43	0	6	6	1.00	0	24
1998 (GB)	16	29	33	87.9	45	0	41	43	95.3	1	128
Playoffs	1	2	3	66.7	37	0	3	3	1.00	0	9
1999 (GB)	16	25	30	83.3	50	3	38	38	1.00	0	113
2000 (GB)	16	33	38	86.8	52	1	32	32	1.00	0	131
2001 (GB)	16	20	31	64.5	54	1	44	45	97.8	1	104
Playoffs	2	3	3	100.0	45	0	3	4	75.0	0	12
2002 (GB)	16	28	34	82.4	49	1	44	44	1.00	0	128
Playoffs	1	0	2	0.00	--	0	1	1	1.00	0	1
2003 (GB)	16	23	26	88.5	50	0	51	51	1.00	0	120
Playoffs	2	3	4	.750	31	0	5	5	1.00	0	14
2004 (GB)	16	24	28	85.7	53	0	48	48	1.00	0	120
Playoffs	1	1	2	50.0	43	0	2	2	1.00	0	5
2005 (GB)	16	20	27	74.1	53	1	30	31	96.7	0	90
2006 (Minn)	16	21	25	84.0	49	1	27	28	96.4	0	90
2007 (Minn)	16	20	24	83.3	55	1	39	40	97.5	0	99
Totals	176	267	326	81.9	55	11	442	448	98.6	2	1,243
Playoffs	10	15	21	71.4	45	0	20	21	95.2	0	65

FIELD GOALS

Year	1-19	Pct	20-29	Pct	30-39	Pct	40-49	Pct	50+	Pct
1997 (GB)	4/4	100.0	7/8	87.5	10/13	76.9	2/4	50.0	1/1	100.0
Playoffs	1/1	100.0	3/3	100.0	1/1	100.0	1/2	50.0	0/0	0.0
1998 (GB)	1/1	100.0	6/6	100.0	13/15	86.7	9/10	90.0	0/1	0.0
Playoffs	0/0	0.0	1/1	100.0	1/1	100.0	0/0	0.0	0/1	0.0
1999 (GB)	0/0	0.0	8/9	88.9	8/9	88.9	8/10	80.0	1/2	50.0
2000 (GB)	0/0	0.0	7/8	87.5	10/10	100.0	13/15	86.7	3/5	60.0
2001 (GB)	0/0	0.0	3/4	75.0	9/10	90.0	7/14	50.0	1/3	33.3
Playoffs	0/0	0.0	2/2	100.0	0/0	0.0	1/1	100.0	0/0	0.0
2002 (GB)	1/1	100.0	8/9	88.9	12/13	92.3	7/10	70.0	0/1	0.0
Playoffs	0/0	0.0	0/0	100.0	0/0	0.0	0/2	0.0	0/0	0.0
2003 (GB)	0/0	0.0	5/5	100.0	11/11	100.0	6/9	66.7	1/1	100.0
Playoffs	0/0	0.0	2/2	100.0	1/1	100.0	0/1	0.0	0/0	0.0
2004 (GB)	0/0	0.0	8/8	100.0	8/9	88.9	6/8	75.0	2/3	66.7
Playoffs	0/0	0.0	0/1	0.0	0/0	0.0	1/1	100.0	0/0	0.0
2005 (GB)	0/0	100.0	7/7	100.0	6/10	60.0	3/5	60.0	4/5	80.0
2006 (Minn)	2/2	100.0	7/7	100.0	8/8	100.0	4/6	66.7	0/2	0.0
2007 (Minn)	0/0	0.0	3/3	100.0	6/6	100.0	10/11	90.9	1/4	25.0
Totals	8/8	100.0	69/74	92.9	101/114	87.9	75/102	71.4	14/28	54.2
Playoffs	1/1	100.0	8/9	88.8	3/3	100.0	3/7	42.8	0/1	0.00

PUNTING

Year	No	Yds	Avg	Ret.	Yds	Net	TB	IN20	LG	Blk
1999	1	19	19.0	0	0	19.0	0	1	19	0
2000	1	30	30.0	0	0	10.0	1	0	30	0
2003	2	58	29.0	0	0	19.0	1	1	30	0
2006	1	27	27.0	0	0	27.0	0	1	27	0
Totals	5	134	26.8	0	0	26.8	2	3	30	0

SINGLE-GAME CAREER HIGHS

FG Attempts	5	.4 times, last vs. Chicago, 10/7/02
FG Made	5	vs. Arizona, 9/24/00
Long FG	55	@ Chicago, 10/14/07
PAT Attempts	7	vs. Arizona, 1/2/00; vs. New Orleans, 10/9/05
PAT Made	7	vs. Arizona, 1/2/00; vs. New Orleans, 10/9/05
Kickoff Touchbacks	2	.5 times, last @ Carolina, 10/3/05
Points	17	vs. Arizona, 9/24/00
Punts	2	@ Tampa Bay, 11/16/03
Punting Yards	49	@ Tampa Bay, 11/16/03
Long Punt	30	@ Tampa Bay, 11/16/03
Punts inside the 20	2	@ Tampa Bay, 11/16/03
Pass Attempts	1	vs. Carolina, 9/17/06
Completions	1	vs. Carolina, 9/17/06
Passing Yards	16	vs. Carolina, 9/17/06
Long Pass	16	vs. Carolina, 9/17/06
Passing TDs	1	vs. Carolina, 9/17/06 (to R. Owens)

LONGWELL'S GAME WINNERS				
DATE		FG	TIME	FINAL
12/27/98	@ Detroit	50	9:49	16-13
9/17/00	Philadelphia	38	0:03	6-3
10/15/00	San Francisco	35	0:54	31-28
12/24/00	Tampa Bay	22	6:31 OT	17-14
11/14/04	Minnesota	33	0:00	34-31
11/21/04	@ Houston	46	0:00	16-13
12/12/04	Detroit	23	0:02	16-13
12/24/04	@ Minnesota	29	0:00	34-31
12/11/05	Detroit	28	5:17 OT	16-13
9/11/06	@ Washington	31	1:00	19-16
9/17/06	Carolina	19	7:25 OT	16-13
10/14/07	@ Chicago	55	0:00	34-31

NFC SPECIAL TEAMS PLAYER OF THE WEEK HONORS				
	PAT	FG	PTS	FGs (missed)
10/10/99	Tampa Bay	2-2	4-5	14 42,49,38,43(45)
9/17/00	Philadelphia	0-0	2-3	6 (40), 37, 38
12/17/00	@Minnesota	3-3	4-4	15 34, 35, 43, 36
12/7/03	Chicago	2-2	4-4	14 24, 38, 35, 45
11/21/04	@Houston	1-1	3-4	10 (49), 23,39, 46
9/17/06	Carolina	1-1	3-4	10 26, 22, (51B), 19

LONGWELL'S CAREER GAME-BY-GAME				
1997 GREEN BAY	PAT	FG	PTS	FGs (missed)
9/1	Chicago	3-3	3-3	12 38, 36, 29
9/7	@Philadelphia	0-0	3-4	9 22, 18, 27,(28)
9/14	Miami	2-2	3-3	11 26, 24, 39
9/21	Minnesota	5-5	1-1	8 34
9/28	@Detroit	0-0	3-3	9 36, 19, 50
10/5	Tampa Bay	3-3	0-1	3 (47B)
10/12	@Chicago	3-3	1-1	6 37
10/27	@New England	4-4	0-0	4
11/2	Detroit	2-2	2-2	8 23, 44
11/9	St. Louis	2-2	1-1	5 44
11/16	@Indianapolis	5-5	1-1	8 18
11/23	Dallas	6-6	1-2	9 (34),32
12/1	@Minnesota	3-3	2-3	9 30, (35), 19
12/7	@Tampa Bay	2-2	1-2	5 (31B), 27
12/14	@Carolina	4-4	1-1	7 31
12/20	Buffalo	4-4	1-2	7 (45), 35
TOTALS	48/48	24/30	120	50lg

PLAYOFFS				
1/4	Tampa Bay	1-1	0-0	1 21, 32
1/11	@San Francisco	3-3	3-4	12 19, (47), 43, 25
1/25	Denver (XXXII)	3-3	1-1	6 27

1998 GREEN BAY				
	PAT	FG	PTS	FGs (missed)
9/6	Detroit	5-5	1-1	8 32
9/13	Tampa Bay	2-2	3-3	11 38, 27, 20
9/20	@Cincinnati	1-1	2-2	7 30, 35
9/27	@Carolina	4-5	1-1	7 41
10/5	Minnesota	3-3	1-1	6 40
10/15	@Detroit	2-2	2-2	8 28, 40
10/25	Baltimore	4-4	0-0	4
11/1	San Francisco	4-4	2-2	10 26, 45
11/09	@Pittsburgh	0-0	2-3	6 (51), 42, 37
11/15	@NY Giants	4-4	3-5	13 (39), 39, 24, 31, (48)
11/22	@Minnesota	2-2	0-0	2
11/29	Philadelphia	3-3	1-1	6 33
12/07	@Tampa Bay	1-1	3-3	10 33, 36, 35
12/13	Chicago	2-2	4-4	14 35, 43, 40, 24
12/20	Tennessee	3-3	3-3	12 38, 40, 40
12/27	@Chicago	1-2	1-2	4 (39), 18
TOTALS	41/43	29/33	128	45lg

PLAYOFFS				
1/3	@San Francisco	3-3	2-3	9 23, (50),37

1999 GREEN BAY				
	PAT	FG	PTS	FGs (missed)
9/12	Oakland	4-4	0-0	4

LONGWELL'S 50 YARDERS (14)			
DATE		FG	FINAL
9/2/97	@ Detroit	50	W 20-10
10/17/99	@ Denver	50	L 10-31
10/8/00	@ Detroit	51	L 24-31
10/29/00	@ Miami	51	L 20-28
11/12/00	@ Tampa Bay	52	L 15-20
12/16/01	@ Tennessee	54	L 20-26
10/5/03	Kansas City	50	L 34-40
10/11/04	@ Tennessee	53	L 27-48
10/17/04	@ Detroit	50	W 38-10
9/11/05	@ Detroit	50	L 3-17
10/23/05	@ Minnesota	53	L 20-23
11/13/05	@ Atlanta	53, 51	W 33-25
10/14/07	@ Chicago	55	W 34-31

NFC SPECIAL TEAMS PLAYER OF THE MONTH HONORS			
September 2002			
October 2004			
December 2004			

9/19	@Detroit	1-1	2-2	7	45, 24
9/26	Minnesota	2-2	3-3	11	28, 35, 34
10/10	Tampa Bay	2-2	4-5	14	42, 49, 38, 43, (45)
10/17	@Denver	1-1	1-1	4	50
10/24	@San Diego	4-4	1-1	7	46
11/1	Seattle	1-1	0-1	1	(50B)
11/7	Chicago	1-1	2-3	7	37, 36, (28B)
11/14	@Dallas	1-1	2-3	7	38, (44B), 31
11/21	Detroit	0-0	4-4	12	23, 33, 45, 31
11/29	@San Francisco	2-2	2-3	8	(30), 23, 22
12/2	@Chicago	5-5	0-0	5	
12/12	Carolina	4-4	1-1	7	40
12/20	@Minnesota	2-2	2-2	8	26, 22
12/26	@Tampa Bay	1-1	1-1	4	46
1/2	Arizona	7-7	0-0	7	
TOTALS	38/38	25/30	113	50lg	

2000 GREEN BAY					
	PAT	FG	PTS	FGs (missed)	
9/3	NY Jets	1-1	3-3	10	45, 42, 42
9/10	@Buffalo	1-1	1-1	4	24
9/17	Philadelphia	0-0	2-3	6	(40), 37, 38
9/24	@Arizona	2-2	5-5	17	38, 47, 48, 37, 22
10/1	Chicago	3-3	1-1	6	42
10/8	@Detroit	1-1	3-3	10	44, 51, 31
10/15	San Francisco	4-4	1-1	7	35
10/29	@Miami	2-2	2-3	8	51, (53), 48
11/6	Minnesota	2-2	2-2	8	24, 31
11/12	@Tampa Bay	0-0	3-4	9	52, (53), 42, 45
11/19	Indianapolis	3-3	1-2	6	42, (28B)
11/27	@Carolina	2-2	0-0	2	
12/03	@Chicago	4-4	0-0	4	
12/10	Detroit	2-2	3-4	11	22, 27, (45), 45
12/17	@Minnesota	3-3	4-4	15	34, 35, 43, 36
12/24	Tampa Bay	2-2	1-1	5	22
TOTALS	32/32	33/38	131	52lg	

2001 GREEN BAY					
	PAT	FG	PTS	FGs (missed)	
9/9	@Detroit	4-4	0-1	4	(48)
9/24	Washington	4-4	3-3	13	28, 32, 30
9/30	Carolina	2-2	2-3	8	42, 46, (37)
10/7	@Tampa Bay	1-1	1-1	4	35
10/14	Baltimore	4-4	1-2	7	33, 47
10/21	@Minnesota	1-1	0-2	1	(51), (42)
11/4	Tampa Bay	3-3	0-1	3	(41)
11/11	@Chicago	2-2	2-2	8	40, 31
11/18	Atlanta	2-2	2-2	8	39, 45
11/22	@Detroit	3-3	2-2	9	46, 39

12/3 @ Jacksonville	4-4	0-2	4	(52), (29B)
12/9 Chicago	2-2	1-2	5	(41), 27
12/16 @ Tennessee	2-2	2-2	8	33, 54
12/23 Cleveland	3-4	1-2	6	39, (45)
12/30 Minnesota	3-3	1-1	6	24
1/6 @ NY Giants	4-4	2-3	10	(45), 44, 43
TOTALS	44-45	20-31	104	54lg

PLAYOFFS

1/13 San Francisco	2-3	2-2	8	26, 4
1/20 @ St. Louis	2-2	1-1	5	28

2002 GREEN BAY PAT FG PTS FGs (missed)

9/08 Atlanta	4-4	3-4	13	28, (42), 42, 34
9/15 @ New Orleans	2-2	2-2	8	27, 36
9/22 @ Detroit	4-4	3-3	13	46, 34, 47
9/29 Carolina	2-2	1-1	5	30
10/7 @ Chicago	4-4	2-5	10	49, (28), (36), 35, (50)
10/13 @ New England	4-4	0-1	4	(42)
10/20 Washington	3-3	3-3	12	36, 41, 28
11/04 Miami	3-3	1-1	6	27
11/10 Detroit	4-4	4-4	16	30, 40, 36, 33
11/17 @ Minnesota	3-3	0-0	3	
11/24 @ Tampa Bay	1-1	0-0	1	
12/01 Chicago	3-3	3-3	12	21, 31, 27
12/08 Minnesota	2-2	2-2	8	33, 19
12/15 @ San Francisco	2-2	2-3	8	48, (42), 33
12/22 Buffalo	1-1	1-1	4	33
12/29 @ NY Jets	2-2	1-1	5	23
TOTALS	44-44	28-34	128	49lg

PLAYOFFS

1/4/03 Atlanta	1-1	0-2	1	(47), (44)
----------------	-----	-----	---	------------

2003 GREEN BAY PAT FG PTS FGs (missed)

9/07 Minnesota	2-2	1-1	5	27
9/14 Detroit	4-4	1-1	7	46
9/21 @ Arizona	1-1	2-2	7	40, 40
9/29 @ Chicago	5-5	1-1	8	34
10/5 Seattle	5-5	0-0	5	
10/12 Kansas City	4-4	2-2	10	50, 41
10/19 @ St. Louis	3-3	1-1	6	33
11/02 @ Minnesota	3-3	3-3	12	21, 43, 27
11/10 Philadelphia	2-2	0-1	2	(45)
11/16 @ Tampa Bay	2-2	2-2	8	31, 33
11/23 San Francisco	2-2	2-3	8	38, (49), 37
11/27 @ Detroit	2-2	0-0	2	
12/7 Chicago	2-2	4-4	14	24, 38, 35, 45
12/14 @ San Diego	5-5	1-1	8	32
12/22 @ Oakland	5-5	2-2	11	31, 27
12/28 Denver	4-4	1-2	7	33, (40)
TOTALS	51/51	23/26	120	50lg

PLAYOFFS

1/4 Seattle	3-3	2-2	9	31, 27, 47
1/11 Philadelphia	3-3	1-1	6	21

2004 GREEN BAY PAT FG PTS FGs (missed)

9/13 Carolina	3-3	1-1	6	41
9/19 Chicago	1-1	1-2	4	25, (45)
9/26 @ Indianapolis	4-4	1-2	7	38, (52)
10/3 NY Giants	1-1	0-0	1	
10/11 Tennessee	3-3	2-2	9	39, 53
10/17 @ Detroit	5-5	1-1	8	50
10/24 Dallas	5-5	2-2	11	26, 40
10/31 @ Washington	2-2	2-2	8	37, 39
11/14 Minnesota	4-4	2-2	10	43, 33
11/21 @ Houston	1-1	3-4	10	(49), 23, 39, 46
11/29 St. Louis	6-6	1-1	9	27
12/5 @ Philadelphia	2-2	1-1	5	40
12/12 Detroit	1-1	3-3	10	36, 28, 23
12/19 Jacksonville	2-2	1-2	5	35, (31)
12/24 @ Minnesota	4-4	2-2	10	42, 29

1/2/05 @ Chicago	4-4	1-1	7	20
TOTALS	48/48	24/28	120	53lg

PLAYOFFS

1/9/05 Minnesota	2-2	1-2	5	43, (28)
------------------	-----	-----	---	----------

2005 GREEN BAY PAT FG PTS FGs (missed)

9/11 @ Detroit	0-0	1-1	3	50
9/18 Cleveland	3-3	1-1	6	34
9/25 Tampa Bay	1-2	1-2	4	(42), 32
10/3 @ Carolina	1-1	0-0	1	
10/9 New Orleans	7-7	1-1	10	26
10/23 @ Minnesota	2-2	2-4	8	(53), 53, (42), 39
10/30 @ Cincinnati	2-2	0-0	2	
11/6 Pittsburgh	1-1	1-2	4	40, (31)
11/13 @ Atlanta	3-3	4-4	15	46, 23, 53, 51
11/21 Minnesota	2-2	1-1	5	46
11/27 @ Philadelphia	2-2	0-0	2	
12/4 @ Chicago	1-1	0-0	1	
12/11 Detroit	1-1	3-4	10	36, (38b), 39, 28
12/19 @ Baltimore	0-0	1-1	3	27
12/25 Chicago	2-2	1-3	5	(38), (39), 26
1/1/06 Seattle	2-2	3-3	11	26, 32, 28
Totals	30/31	20/27	90	53lg

2006 MINNESOTA PAT FG PTS FGs (missed)

9/11 @ Washington	1-1	2-3	7	46, (54), 31
9/18 Carolina	1-1	3-4	10	26, 22, (51b), 19
9/24 Chicago	1-1	3-3	10	31, 26, 41
10/1 @ Buffalo	0-0	2-2	6	37, 49
10/8 Detroit	2-3	2-2	8	26, 20
10/22 @ Seattle	4-4	1-2	7	33, (46)
10/30 New England	1-1	0-0	1	
11/5 @ San Francisco	0-0	1-1	3	21
11/12 Green Bay	2-2	1-1	5	34
11/19 @ Miami	2-2	2-2	8	35, 19
11/26 Arizona	3-3	1-1	6	40
12/3 @ Chicago	1-1	2-2	7	23, 30
12/10 @ Detroit	3-3	1-1	6	30
12/17 NY Jets	1-1	0-1	1	(49)
12/21 @ Green Bay	1-1	0-0	1	
12/31 St. Louis	3-3	0-0	3	
Totals	27/28	21/25	90	49lg

2007 MINNESOTA PAT FG PTS FGs (missed)

9/9 Atlanta	3-3	1-1	6	49
9/16 @ Detroit	2-2	1-2	5	32, (52)
9/23 @ Kansas City	1-1	1-1	4	22
9/30 Green Bay	1-1	3-3	10	44, 35, 48
10/14 @ Chicago	4-4	2-2	10	48, 55
10/21 @ Dallas	2-2	0-1	2	(48b)
10/28 Philadelphia	1-1	3-3	10	39, 32, 48
11/4 San Diego	5-5	0-1	5	(57)
11/11 @ Green Bay	0-0	0-0	0	
11/18 Oakland	3-3	2-2	9	30, 38
11/25 @ NY Giants	5-5	2-2	11	46, 26
12/2 Detroit	6-6	0-0	6	
12/9 @ San Francisco	3-3	2-2	9	48, 46
12/17 Chicago	0-1	2-2	6	42, 48
12/23 Washington	0-1	3-3	9	(53)
12/30 @ Denver	0-0	1-1	3	22
Totals	39-40	20-24	99	55lg



MARCUS MCCAULEY

CB / #21

HEIGHT 6-1 WEIGHT 203

ACQUIRED D3 (#72) FOR 2007

DOB 9-3-83

NFL 2ND YEAR

COLLEGE FRESNO STATE

VIKINGS 2ND YEAR

GAMES/STARTS (regular season, playoffs) 2007 (16/9).
Total 16/9. **Total** 16/9.

- Tied with RB Adrian Peterson with 9 starts for most by a Vikings rookie in 2007.
- Ranked 7th on team with 62 tackles in 2007.

OFF THE FIELD Became the 1st member of his family to earn a college degree when he completed his bachelor's in sociology in fall 2006...Went through graduation ceremonies in spring 2007...Owes his success to the lessons his father, Marcus Sr., taught him growing up...Is the eldest of 5 step brothers and sisters.

PRO Switched jersey to #21 for the 2008 season after wearing #31 as a rookie in 2007...Stepped into Vikings starting CB job in place of injured Antoine Winfield for 4 of the final 6 games of 2007 season...Joined DE Brian Robison as the only Vikings rookies to play in all 16 games...Part of 2007 Vikings draft class that had 4 starters in the top 4 picks- Adrian Peterson (Rd. 1), Sidney Rice (Rd. 2), McCauley (Rd. 3) and Brian Robison (Rd. 4)...Was the 8th CB drafted in 2007 and the 1st of 4 Fresno State players selected.

2007 Started 9 games of his rookie campaign at nickel back and as the starter at LCB when Antoine Winfield was sidelined by injury for 4 of the final 6 games...Joined fellow rookie DE Brian Robison as the only rookies to play in all 16 games...Matched RB Adrian Peterson with 9 starts, the most by Vikings rookies on the season...Posted season-high 8 tackles at Detroit (9/16) and at Green Bay (11/11)...Played in 1st NFL game in season opener vs. Atlanta (9/9)...Started 1st career game at Detroit (9/16) as nickel back...Opened games vs. Green Bay (9/30) and at Chicago (10/14) as nickel back and started 6 games at LCB- vs. San Diego (11/4), at Green Bay (11/11), at NY Giants (11/25), vs. Detroit (12/2), vs. Washington (12/23) and at Denver (12/30).

COLLEGE Key part of the Fresno football turnaround in recent years helping the Bulldogs to 3 straight bowl games in his opening 3 seasons...Fresno played in 2003 Silicon

MCCAULEY'S NFL TOTALS

Year	Tackles			Sacks	INTs	PBU	TFL	QBH	FF	FR	Special Teams
	Solo	Asst.	Total								
2007 (Minn)	53	9	62	0.0	0	10	1.0	1	0	0	3
Totals	53	9	62	0.0	0	10	1.0	1	0	0	3

SINGLE-GAME CAREER HIGHS

- Tackles8 ...@ Detroit, 9/16/07; @ Green Bay, 11/11/07
- Solos7 ...@ Green Bay, 11/11/07
- Pass Defensed2 ...@ Detroit, 9/16/07; vs. San Diego, 11/4/07; @ NY Giants, 11/25/07
- QB Hurries1 ...@ Denver, 12/30/07
- Tackle For Loss1.0 ...@ Denver, 12/30/07
- Special Teams Tackles .1 ...vs. Green Bay, 9/30/07; vs. Oakland, 11/18/07; vs. Detroit, 12/2/07

Valley Bowl against UCLA, 2004 MPC Computers Bowl against Virginia and 2005 AutoZone Liberty Bowl against Tulsa...Played in 51 career games and started 32 during his career...Started 29 straight games at a point in his career...Named 2nd-Team All-Western Athletic Conference as a junior when he started a career-high 13 games.

PREP Multi-position standout at Rancho Cordova (CA) High School...Helped lead team to Division II semifinals and earned All-City honors as a senior...Starred in basketball.





DEE McCANN CB / #32

HEIGHT 5-10 WEIGHT 200

DOB 4-24-83

COLLEGE WEST VIRGINIA

ACQUIRED FA FOR 2007

NFL 1ST YEAR

VIKINGS 1ST YEAR

GAMES/STARTS (regular season, playoffs) 2006 (0/0-Det.), 2007 (PS).

- Spent final 12 weeks of 2007 season on Vikings practice squad after signing on 10/10/07.
- Entered the NFL as a 7th-round pick by Detroit in 2006.

OFF THE FIELD Given name is Alton, but goes by nickname Dee...Majored in coaching...Interested in a career in the restaurant business after football...Has donated time to youth groups and mentoring in his hometown.

PRO Teammates at WVU with fellow Vikings Dan Mozes and Darius Reynaud...Spent final 12 weeks of 2007 on Vikings practice squad...Spent time on Detroit practice squad as a rookie in 2006, originally joining the team as a 7th-round pick (#179) overall.

2007 Signed by Vikings on 10/10 to practice squad, where he stayed for rest of the season...Went to training camp with Detroit.

2006 Moved to Lions active roster for 1 week but was inactive for game at Dallas (12/31)...Spent 15 weeks on Detroit practice squad, signing on 9/3...Went to training camp with Lions and was released on 9/2...Entered the NFL as a 7th-round draft pick by Detroit, the 179th player selected.

COLLEGE Played 2 seasons at WVU after transferring from Jones County Junior College in Mississippi...Snared 7 picks and 3 FRs during West Virginia career.

PREP Standout RB at Greene County High in Leakesville, MS where he was an All-District choice...Is the 1st pro athlete from his high school.



BRYANT McKinnie T / #74

HEIGHT 6-8 WEIGHT 335

DOB 9-23-79

COLLEGE MIAMI

ACQUIRED D1 (#7) FOR 2002

NFL 7TH YEAR

VIKINGS 7TH YEAR

GAMES/STARTS (regular season, playoffs) 2002 (8/7), 2003 (16/16), 2004 (16/16, 2/2), 2005 (16/16), 2006 (16/16), 2007 (16/16). **Total**-88/87, 2/2.

- Has started 87 straight regular season games (89 including playoffs), the most of any current Vikings player.
- Has blocked for 3 of the top 5 single-season rushers in team history (Adrian Peterson's 1,341 in 2007, Michael Bennett's 1,296 in 2002, Chester Taylor's 1,216 in 2006).
- The 2nd-highest drafted offensive lineman, #7 in 2002, in Vikings history behind only Ron Yary, #1 in 1968.

OFF THE FIELD Joined his mother and grandmother to participate in the 2008 Susan G. Komen Race for the Cure at Mall of America...Hosted Laureus Sport for Good Foundation celebrity fundraiser in Miami during 2008 off-season, an organization started by Dr. Nelson Mandela that helps needy children worldwide through the positive power of sport...Donated a coach bus to his home church, St. Mathews Baptist in Williamstown, NJ, for events and trips...Donated complete weight room to Lackawanna Junior College in Pennsylvania, where he played for 2 seasons prior to transferring to Miami...Majored in sociology...Interested in the music industry and working with recording artists...Participated in the NFL Moms fashion shows in recent offseasons...Has donated equipment to and coached musician Luther Campbell's Pop Warner

football team...Worked with Twin Cities Habitat For Humanity in summer 2008.

PRO Has started 87 straight games and a pair of playoff games over the past 6 seasons at LT...Has started every



Bryant McKinnie and teammates joined in the 3rd annual Vikings Playground Build in 2008.

game but one in his career (87/88), playing in but not starting his 1st career game vs. NY Giants (11/10/02)...Started the following week vs. Green Bay (11/17/02) and kicked off his current streak of starts...Agreed to long-term contract extension heading into 2006 season opener at Washington...Since entering the league and taking over starting LT job, the Vikings' offense has posted 3 top-five offensive rankings (#1-2003, #2-2002, #4-2004) and ranked #1 in the NFL in rushing in 2004 and 2007....Teams with perennial Pro Bowl G Steve Hutchinson to form one of the best left sides in the NFL...Drafted #7 overall in the 2002 NFL Draft...Was the team's highest draft choice since Chris Doleman was selected #4 in 1985...The 2nd highest OL choice in team history behind Ron Yary, the #1 pick in 1968...Joins Yary as the 2nd Outland Trophy winner the Vikings have drafted.

2007 Continued to raise his level of play and was recognized as a Pro Bowl alternate...Received votes in Associated Press All-Pro balloting...Paved the way for the Vikings running game to rank #1 in the NFL and the offense ranked #13 overall, a 10-spot jump from 2006...Key element of the Vikings running game that set a team record with 2,634 yards on the ground and tied a team record with 8 games featuring a 100-yard rusher...Helped set a team record for rushing average at 5.33 yards per carry...Paved the way for Adrian Peterson to set a new NFL record with 296 rushing yards in a game vs. San Diego (11/4) and ran for 224 yards at Chicago (10/14), a team record before he broke his own mark with his performance against San Diego...Peterson became the 1st NFL rookie to break the 200-yard rushing mark twice in their debut season...Helped Peterson and Chester Taylor set a Vikings record for combined rushing yards by a tandem.

2006 Started all 16 games for the 4th consecutive season...Helped Chester Taylor rush for 1,216 yards, the 4th-best performance in team history...Paved the way for Taylor to rush for 100+ yards 4 times during the season...Helped write Vikings history as Taylor ran for a team-record 95-yard TD run at Seattle (10/22) and tied the 6th-best rushing day in team history with 169 yards on the ground...Paved the way for Artose Pinner as he posted his 1st career 100-yard rushing day with 125 yards at Detroit (12/10) in his 1st start as a Viking.

2005 The only Vikings offensive player to start all 16 games...Protected Vikings QBs as they set a team record for the most games without an INT on the season with 9...Helped Brad Johnson lead the NFL with an interception percentage of 1.4%, as he threw only 4 picks in 294 attempts...The Vikings went 3-0 in games with a 100-yard rusher...Paved the way for Michael Bennett to rush for 100 yards for the 9th time in his career vs. Detroit (11/6)...Helped Mewelde Moore break the 100-yard mark vs. New Orleans (9/25) and at Green Bay (11/21) on Monday Night Football.

2004 Opened all 16 regular season games and both playoff games...Helped protect QB Daunte Culpepper's blind side as he posted the best season by a Vikings QB in franchise history and earned a berth in the Pro Bowl...Helped pave the way for the #4-ranked offense in the NFL that averaged a team-record 396.2 yards per game...Opened holes for rookie RB Mewelde Moore to rush for consecutive 100-yard games at New Orleans (10/17) and vs. Tennessee (10/24), including posting the 3rd-best rushing total by a Vikings rookie with 138 yards vs. Tennessee (10/24)...Forced out of game at Detroit (12/19) with back spasms and was replaced by rookie Nat Dorsey, but bounced back to start the following game vs. Green Bay



(12/24)...Returned to play a Monday Night game and a playoff game in Philadelphia, the 1st time returning to his home area as an NFL player.

2003 Started all 16 games at LT...Was part of a line that opened all 16 games as a unit, 1 of only 5 teams in the NFL in 2003 to accomplish that feat...Helped pave the way for the Vikings' offense to rank #1 in the NFL for the first time in team history...Blocked for Moe Williams (745), Oterrio Smith (579), Michael Bennett (447), and Daunte Culpepper (422), who each rushed for 400+ yards, the 1st time in franchise history the Vikings had 4 players rush for 400+ yards...Part of a line that opened the way for Williams, Bennett, and Smith to each break the 100-yard mark in games, only the 2nd time in team history that the team had 3 players rush for 100-yard games.

2002 Stepped into starting lineup a week after signing with the team and opened the final 7 games of the season...Started 1st career game vs. Green Bay (11/17), becoming the 1st Vikings rookie to start at LT since Todd Steussie in 1994...Saw 1st NFL action at LT vs. NY Giants (11/10), splitting time with Everett Lindsay...Helped pave the way for Michael Bennett to earn a Pro Bowl berth and run for 1,296 yards...One of 5 Miami players drafted in the 1st round of the draft, tying an NFL Draft record set by USC in 1968...Was the 1st of 11 Hurricanes players drafted in 2002, 3 from the 'Canes O-line.

COLLEGE Consensus All-America and Outland Trophy winner as a senior for the 2001 National Champs...Played two seasons at Miami after transferring from Lackawanna JC...Named National Player of the Year by *CNN/Sports Illustrated* as a senior...Finished 8th in 2001 Heisman voting, receiving 26 1st-place votes...In 2000, earned All-America honors by *The Sports Xchange* and *Football News*...Unanimous All-Big East selection...Redshirted at Miami in 1999 after transferring from Lackawanna...Did not allow a sack during his high school or college career.

PREP Played 2 seasons at Woodbury (NJ) High School...Notched 13 sacks as a senior...Helped team to an 8-2 mark and a berth in the state playoffs in 1996...Served as team captain...Lettered twice in track and field.



GARRETT MILLS

TE / #45

HEIGHT 6-1 WEIGHT 235

DOB 10-12-83

COLLEGE TULSA

ACQUIRED W (NE) FOR 2007

NFL 3RD YEAR

VIKINGS 2ND YEAR

GAMES/STARTS (regular season, playoffs) 2006 (IR-NE), 2007 (1/0-Minn), Total-1/0.

- Played in 1st career NFL game in 2007 finale at Denver (12/30/07).
- A 2nd-generation Tulsa player, his father, Mike, was a Golden Hurricane lineman.
- Joins Vikings QB Gus Frerotte, another Tulsa alum.

OFF THE FIELD Earned degree in management with a minor in accounting at Tulsa...Earned Academic All-America honors as a senior...Both parents are Tulsa grads...Father and uncle both played football for Golden Hurricane...Participated in Vikings Victory Visits during his 1st season with the club in 2007.

PRO Saw 1st career game action in 2007 finale at Denver (12/30/07) and caught 1st career passes. Signed by Vikings after his release in final roster cuts by New England in 2007...Inactive for opening 9 games of rookie campaign before going on injured reserve on 11/14/06.

2007 Grabbed a pair of passes in 1st career game, hauling in 2 passes for 26 yards with a long of 18 from Tarvaris Jackson...Was inactive for opening 15 games of season before dressing in the regular season finale...Joined Vikings on 9/2/07, claimed off waivers from New England after final roster cuts to 53-man roster...Spent training camp with Patriots.

2006 Inactive for opening 9 games of season for Patriots before being placed on injured reserve on 11/14/06...Originally joined Patriots as a 4th-round draft pick, #106 overall.

MILLS' NFL TOTALS

Year	GP/GS	RECEIVING					RUSHING				
		No.	Yds.	Avg.	Lg	TD	No	Yds	Avg	LG	TD
2007 (Minn)	1/0	2	26	13.0	18	0	0	0	0.0	0	0
Totals	1/0	2	26	13.0	18	0	0	0	0.0	0	0

SINGLE-GAME CAREER HIGHS

Receptions 2 ..@ Denver, 12/30/07
 Receiving Yards 26 ..@ Denver, 12/30/07
 Long Catch 18 ..@ Denver, 12/30/07

MILLS' CAREER GAME-BY-GAME (* starts)

2007	Opponent	RUSHING				
		No.	Yards	Avg.	Long	TD
12/30	@ Denver	2	26	13.0	18	0



COLLEGE Prolific pass catcher for Tulsa, ending career with 201 receptions to rank 2nd all-time among Division I-A TEs and ranked 2nd with 2,389 yards...Set an NCAA Division I record for TEs with 1,235 yards receiving as a senior...His 87 catches as a senior in 2005 ranked 2nd on the all-time single-season list by TEs...Left Tulsa ranked 4th in school history with 23 career TDs...Tulsa was the only school to recruit him as a TE.

PREP Helped traditional powerhouse Jenks High win 3 Oklahoma state titles...Team went 40-1 during his tenure...Was a 3-time letterman in basketball.



JAYME MITCHELL DE / #92

HEIGHT 6-6 WEIGHT 285

ACQUIRED FA FOR 2006

DOB 3-15-84

NFL 3RD YEAR

COLLEGE MISSISSIPPI

VIKINGS 3RD YEAR

GAMES/STARTS (regular season, playoffs) 2006 (13/0), 2007 (10/0). **Total** 23/0.

- Notched 1st career sack in dramatic fashion, catching QB Tom Brady twice on Monday Night Football vs. New England (10/30/06).
- Became the only undrafted rookie to post 2.0+ sacks in a game in team history.

OFF THE FIELD Has volunteered his time with the Minneapolis Park and Recreation Department...Majored in liberal arts...Hobbies include playing video games...Teammates at Ole Miss with Marcus Johnson.

PRO Gives the Vikings an experienced DE capable of expanding his role...Has shown flashes of pass-rush ability in his 2 seasons with the Vikings, notching 4.0 sacks in limited action...Originally signed as an undrafted rookie free agent following the 2006 NFL Draft...Is the only Vikings' undrafted rookie with 2.0+ sacks in a game in franchise history.

2007 Posted a sack and 9 QB hurries while playing in 10 games...Ended season strong with 4 tackles each vs. Chicago (12/17) on Monday Night Football and the following week vs. Washington (12/23) on Sunday Night Football, making a splash in the prime-time games...Sacked Lions QB Jon Kitna vs. Detroit (12/2)...Played in the final 5 games after being inactive for the preceding 4 games...Made the most of his playing time at the end of the season, notching 13 tackles, 6 QB hurries and sack in that 5-game span.

2006 Played in 13 games after signing as an undrafted rookie free agent...Joined fellow undrafted rookie free agent CB Charles Gordon as contributors on the 8th-ranked Vikings' defense...Helped the Vikings rank #1 in the NFL in rushing defense...Tied for 3rd-most sacks in a

game by a rookie with 2.0 vs. New England (10/30) and ranks as the only Vikings' undrafted rookie with 2.0+ sacks in a game...Matched season-high with 2 QB hurries at Green Bay (12/21)...Shared a sack vs. NY Jets (12/17), catching QB Chad Pennington...Posted half a sack of QB Matt Leinart and had 2 QB hurries vs. Arizona (11/26)...Finished with a season-high 3 tackles vs. Green Bay (11/12)...Posted 1st sacks of his career when he caught Patriots QB Tom Brady on Monday Night Football, ending the game with 2 tackles and his first career forced fumble...Saw first career regular-season action vs. Chicago (9/24)...Called to the active roster off the Vikings practice squad to help fill the void left by DE Erasmus James going on injured reserve...Spent the first 2 weeks of the regular season on the practice squad and was inactive at Seattle (10/22).

COLLEGE Started 20 of the 45 games he played during his career at Mississippi...Finished with 105 tackles, including 67 solo stops and 19 tackles for a loss...Notched 5.0 career sacks for 49 yards in losses, forced 2 fumbles and recovered another...As a senior, started all 11 games at LDE...As a junior played in 8 games, starting 7 at LDE...Played in all 13 games as a sophomore, starting vs. South Carolina...Blocked a 30-yard FG at Vanderbilt and intercepted his 1st pass vs. LSU...Played in all 13 games as a true freshman and started his 1st career game at LDT against Mississippi State...Notched 3 tackles in the Independence Bowl win over Nebraska.

PREP Attended Forest Hill High School in Jackson, MS...All-State 1st-team selection by the Mississippi Association of Coaches (5A) as well as The Clarion-Ledger...Named All-District and Defensive Most Valuable Player in region...Selected to participate in 2002 Alabama/Mississippi All-Star game.

MITCHELL'S NFL TOTALS

Year	Tackles			Sacks	INTs	PBU	TFL	QBH	FF	FR	Special Teams
	Solo	Asst.	Total								
2006 (Minn)	5	5	10	3.0	0	1	0.0	5	1	0	0
2007 (Minn)	8	7	15	1.0	0	0	1.0	9	0	0	0
Totals	13	12	25	4.0	0	1	1.0	14	1	0	0

SINGLE-GAME CAREER HIGHS

- Tackles 4 . . . vs. Chicago, 12/17/07; vs. Washington, 12/23/07
- Sacks 2.0 . . . vs. New England, 10/30/06
- QB Hurries 2 . . . 3 times, last vs. Chicago, 12/17/07
- Tackles For Loss 1.0 . . . vs. Washington, 12/23/07
- Forced Fumble 1 . . . vs. New England, 10/30/06
- Pass Defended 1 . . . vs. Green Bay, 11/12/06

MITCHELL'S SACKS

GAME	QB	SACKS
vs. New England, 10/30/06	Tom Brady	2.0
vs. Arizona, 11/26/06	Matt Leinart	0.5
vs. NY Jets, 12/17/06	Chad Pennington	0.5
vs. Detroit, 12/2/07	Jon Kitna	1.0
Total		4.0



DAN MOZES C / #67

HEIGHT 6-3 **WEIGHT** 293 **ACQUIRED** FA FOR 2007
DOB 9-15-83 **NFL** 2ND YEAR
COLLEGE WEST VIRGINIA **VIKINGS** 2ND YEAR

GAMES/STARTS (regular season, playoffs) 2007 (IR).

- Spent rookie season on injured reserve following knee injury in training camp.
- Highly decorated collegiate player who earned Rimington Award as college football's best center in 2006.

OFF THE FIELD Earned degree in communications in fall 2006 from WVU...Named to Athletic Director's Honor Roll...Family friends with Vikings alumni LB Lonnie Warwick...Avid outdoorsman.

PRO Will compete for roster spot on Vikings talented offensive line...Teammates at WVU with Vikings WR Darius Reynaud and DB Dee McCann.

2007 Placed on injured reserve on 8/7 following training camp knee injury...Had promising training camp cut short

by injury...Originally signed as a rookie free agent with the Vikings on 5/4.

COLLEGE One of the Mountaineers most highly-decorated linemen in school history...Won Rimington Award as college football's top center as a senior...Was 1 of 3 finalists for the Outland Trophy as a senior...Consensus All-America as a senior...Had streak of 39 straight starts and started a school-record 49 total games...Selected to Senior Bowl...WVU team captain as a senior...Made move to C from G as a junior...Stepped into starting LG spot as a redshirt freshman in 2003.

PREP Helped Washington High in Washington, PA to Class 2A state title and a 15-0 record as a senior...Named to Big 33 game and earned All-State honors...Played basketball and baseball.

Sound That Gjallarhorn!

According to Norse mythology, the Gjallarhorn was the musical instrument that would announce the arrival of the Gods. Heimdall, the watchman of the Gods, was responsible for sounding the horn when the Gods and Viking warriors would go to battle. Down from the halls of mythical Asgard, the deities would come to wage war against their enemies. When the horn sounded for the final time, it would mark an event called Ragnarok, which was Norse mythology's version of Armageddon. The reverberating note from the horn would summon Gods and warriors from all across the heavens and earth to take part in one final, epic battle.

In 2007, the Gjallarhorn found a new home at the Hubert H. Humphrey Metrodome. Now, when the horn is sounded, it marks a battle of a different kind. It signals the arrival of the Minnesota Vikings and the start of a struggle against their enemies. Instead of clashing on some ancient, mythical plain, our Vikings grind it out on the Metrodome's turf.

2007 MINNESOTA VIKINGS GJALLARHORN SOUNDERS

SOUNDER	GAME	NOTABLE
Hub Meeds	8/10/07 vs. St. Louis Rams	Sounded horn from Vikings sidelines in 1970s and 80s
T.J. Johnson	8/30/07 vs. Dallas Cowboys	Re-created the classic horn from scratch
Rick Craft	9/9/07 vs. Atlanta Falcons	35W bridge collapse hero saved lives during tragedy
Chuck Foreman	9/30/07 vs. Green Bay Packers	Legendary Vikings RB inducted into Ring of Honor same day
Bud Grant	10/28/07 vs. Philadelphia	Hall of Fame Head Coach played for Eagles in 1950s
Jerry Burns	11/4/07 vs. San Diego	Spent 24 seasons with Vikings, including 6 as Head Coach
Carl Eller	11/18/07 vs. Oakland	Hall of Fame DE and Vikings career sack leader
Sgt. John Kriesel	12/2/07 vs. Detroit	Minnesota National Guard Iraq veteran wounded in combat
Mark Parrish	12/17/07 vs. Chicago	Bloomington native and Minnesota Wild star
Joe Mauer	12/23/07 vs. Washington	St. Paul native and All-Star catcher for the Minnesota Twins



Rick Craft sounded the Gjallarhorn to open the 2007 regular season against Atlanta.



MARTIN NANCE WR / #15

HEIGHT 6-3 WEIGHT 212

DOB 5-26-83

COLLEGE MIAMI (OHIO)

ACQUIRED FA FOR 2006

NFL 1ST YEAR

VIKINGS 1ST YEAR

GAMES/STARTS (regular season, playoffs) 2006 (1/1), 2007 (PS). **Totals** - 1/1.

- Played and started 1st career game in Vikings 2006 regular-season finale vs. St. Louis (12/31/06).
- Entered NFL as a rookie free agent with Buffalo in 2006.

OFF THE FIELD Majored in accounting...Became a licensed realtor in 2008...Worked with former Vikings QB and Pro Football Hall of Famer Warren Moon during a college internship...Married in 2008 offseason to wife, Minya.

PRO Will benefit in 2008 as he competes for a roster spot from working with Vikings WR coach Georg Stewart for a 2nd season...Saw action in 1st career game in the regular season finale vs. St. Louis (12/31/06)...Matched Sam Hurd of Dallas for the most catches in a game by a rookie free agent in 2006...Signed by the Vikings on 9/3/06...Entered the NFL as a rookie free agent with Buffalo in 2006, going to training camp with the Bills.

2007 Went to camp with Vikings and stayed with team on practice squad after release in roster cuts to 53 players.

2006 Signed to the Vikings practice squad on 9/3/06 after spending training camp with the Buffalo Bills...Signed to the 53-man roster for the Green Bay game (12/21), but was inactive...Got his 1st start and played in 1st career regular-season game vs. St. Louis (12/31)...Hauled in a career high 4 catches for 33 yards, including a career-long 12-yard reception.

COLLEGE Left school ranked 3rd all-time on Miami's career receiving charts...Missed all of 2005 due to injury...Caught passes from future Super Bowl-winning QB Ben Roethlisberger...Had 2004 season cut short by knee injury...Was a 2nd-Team All-MAC choice as a sophomore...Set school records with 90 catches and 1,498 yards during the 2003 season...Was named the Offensive MVP of the GMAC Bowl in the win over Louisville in 2003.

PREP Helped Pattonville (MO) High team advance to state title game as a senior...Set school record with 3 interceptions in a game...Team captain and MVP as a senior...Named All-State in track and field...Competed in state track meet in the 4x100 and 4x200 relays.

NANCE'S NFL TOTALS

Year	GP/GS	RECEIVING					RUSHING				
		No.	Yds.	Avg.	Lg	TD	No.	Yds.	Avg.	Lg	TD
2006 (Minn)	1/1	4	33	8.3	12	0	0	0	0.0	0	0

SINGLE-GAME CAREER HIGHS


Receptions	4	vs. St. Louis, 12/31/06
Receiving Yards	33	vs. St. Louis, 12/31/06
Long Reception	12	vs. St. Louis, 12/31/06

2008 NFL Strength of Schedule

The Vikings face the toughest strength of schedule of all NFC teams entering the 2008 NFL season. The Vikings play host to the past 2 Super Bowl Champions- NY Giants and Indianapolis. The Vikings also play 6 teams that went to the 2007 playoffs Green Bay, Indianapolis, Tennessee, Tampa Bay, Jacksonville and NY Giants.

2008 NFL STRENGTH OF SCHEDULE

TEAM	2007 PCT. / W-L
Pittsburgh Steelers	.598 / 153-103
Indianapolis Colts	.594 / 152-104
Jacksonville Jaguars	.559 / 143-113
Minnesota Vikings	.551 / 141-115
Baltimore Ravens	.551 / 141-115
Cincinnati Bengals	.547 / 140-116
Cleveland Browns	.547 / 140-116
Houston Texans	.547 / 140-116
Detroit Lions	.543 / 139-117
Tennessee Titans	.543 / 139-117
Chicago Bears	.531 / 136-120
Green Bay Packers	.531 / 136-120
Dallas Cowboys	.523 / 134-122
Washington Redskins	.523 / 134-122
NY Giants	.520 / 133-123
Philadelphia Eagles	.520 / 133-123
St. Louis Rams	.488 / 125-131
San Francisco 49ers	.484 / 124-132
Seattle Seahawks	.477 / 122-134
Tampa Bay Buccaneers	.469 / 120-136
Arizona Cardinals	.465 / 119-137
Carolina Panthers	.465 / 119-137
Miami Dolphins	.465 / 119-137
Atlanta Falcons	.461 / 118-138
NY Jets	.457 / 117-139
Kansas City Chiefs	.453 / 116-140
Buffalo Bills	.449 / 115-141
New Orleans Saints	.449 / 115-141
Denver Broncos	.445 / 114-142
Oakland Raiders	.438 / 112-144
San Diego Chargers	.422 / 108-148
New England Patriots	.387 / 99-157



ADRIAN PETERSON

RB / #28

HEIGHT 6-1 WEIGHT 217

DOB 3-21-85

COLLEGE OKLAHOMA

ACQUIRED D1 (#7) FOR 2007

NFL 2ND YEAR

VIKINGS 2ND YEAR

GAMES/STARTS (regular season, playoffs) 2007 (14/9).
Totals - 14/9.

• Named 2007 AP Offensive Rookie of the Year, Diet Pepsi Rookie of the Year started in the Pro Bowl and was the MVP of the game.

• Set NFL single-game rushing record with 296 yards vs. San Diego in 2007, the 8th game of his career.

• Enjoyed one of the best rookie performances in recent NFL history, setting several team and league records.

OFF THE FIELD Hosted Special Olympics of Minnesota Punt, Pass and Kick event at Winter Park in spring 2008 and hosted Adrian Peterson Celebrity Classic golf tournament in June 2008 to benefit Special Olympics and Boys and Girls Clubs of the Twin Cities...Earned \$10,000 for the University of Minnesota Children's Hospital for twice earning FedEx Ground Player of the Week award...Comes from an athletic family as mother, Bonita Jackson, was a track and field star and father, Nelson Peterson, was a collegiate basketball player at Idaho State...His uncle, Ivory Lee Brown, was an NFL player and suited up for the Vikings in 1993...Endured the tragic loss of his brother as a youth and his stepbrother the night before the NFL Scouting Combine...Majored in sociology...Hosted football camp in Norman, OK during June 2008...Took part in an ESPN SportsCenter commercial during 2008 offseason...Has a daughter, Adeja.

HONORS 2007 Pro Bowl starter...Pro Bowl MVP...2007 Associated Press Offensive Rookie of the Year...2007 Diet Pepsi NFL Rookie of the Year...2007 Associated Press All-Pro 2nd Team...2007 Vikings Offensive MVP as voted by

Record Run

Adrian Peterson made his presence felt on the NFL scene early, breaking the league record for rushing yards in a game in his 8th career contest. His 296 yards against San Diego paved the way for him to notch the 2nd-best rushing season in team history. Peterson set an NFL record as the only rookie RB in history to ramble for a pair of 200-yard games in their debut season.

NFL SINGLE-GAME RUSHING

RB, GAME	YARDS
Adrian Peterson vs. San Diego, 11/4/07	296
Jamal Lewis (Balt.) vs. Cleveland, 9/14/03	295
Corey Dillon (Cinn.) vs. Denver, 10/22/00	278

VIKINGS TOP RUSHING GAMES

RB, GAME	YARDS
Adrian Peterson vs. San Diego, 11/4/07	296
Adrian Peterson @ Chicago, 10/14/07	224
Chuck Foreman @ Philadelphia, 10/24/78	200

VIKINGS TOP RUSHING SEASONS


RB, SEASON	YARDS
Robert Smith, 2000	1,521
Adrian Peterson, 2007	1,341



teammates...2007 Pro Football Weekly All-Rookie Team...NFL Rookie of the Month in September 2007 and October 2007...NFC Offensive Player of the Week at Chicago (10/14/07), vs. San Diego (11/4/07)...FedEx Ground Player of the Week at Chicago (10/14/07), vs. San Diego (11/4/07).

PRO Re-wrote the Vikings rookie record book with one of the biggest debut seasons in NFL history...Set new NFL single-game rushing mark with 296 yards vs. San Diego (11/4/07)...Came to the Vikings as the 10th RB selected by the team in the 1st round...The only Vikings RBs selected as high or higher than Peterson were Tommy Mason (#1, 1961), Clinton Jones (#2, 1967) and Darrin Nelson (#7, 1982)...The lone OU Sooner drafted by the Vikings in the 1st round.

2007 Burst onto the NFL scene with a record-breaking rookie season...Earned **Offensive Rookie of the Year** honors from Associated Press and Diet Pepsi **Rookie of the Year**...Named a starter in the **Pro Bowl** and earned MVP of the game...Led the NFC with 1,341 rushing yards, ranked 2nd in the NFL and had the 2nd-best single season in Vikings history...Set an NFL single-game record with 296 rushing yards vs. San Diego (11/4), breaking the old record of 295 by Jamal Lewis...Set the #1 and #2 single-game rushing totals in Vikings history with the 296 vs. San Diego (11/4) and 224 at Chicago (10/14)...Ranked 1 behind the Vikings single-season record with 12 rushing TDs...Teamed with Chester Taylor to set a new Vikings



ROOKIE REUNITES
COACHES
START
PLAYERS
ROOKIES
2007 SEASON
REUNIONS
PLAYOFF RECORDS
HISTORY
STILL POINTS



Adrian Peterson hosted Special Olympics Minnesota athletes for a Punt, Pass and Kick competition at Winter Park in spring 2008. His Celebrity Golf Classic tournament in June 2008 raised funds for Special Olympics Minnesota and the Boys and Girls Clubs of the Twin Cities.

record for combined rushing yards with 2,185...Set new Vikings team rushing record with 2,634 yards and helped team rank #1 in the NFL in rushing offense...Led the NFL in rushing yards per game with 95.8...Set Vikings record with an average of 5.6 yards per carry...Set Vikings record with 4 rushes of 50+ yards during the season and tied a Vikings record with 7 plays of 50+ yards (4 runs, 1 reception, 2 kickoff returns).

COLLEGE A 3-time All-Big 12 1st-Team honoree...2004 Associated Press 1st-Team All-America, the 1st OU true freshman to earn the honor and the 1st true freshman on the team since 1996 (Dre Bly)...Left OU ranked among the top Sooner RBs in school history despite playing only 31 games over 3 seasons...Set the school record with 1,925 yards as a freshman in 2004, breaking Billy Sims' record of 1,896 in 1978...Broke Ron Dayne's NCAA freshman rushing record he set at Wisconsin when coached by Vikings Head Coach Brad Childress...Tied NCAA freshman record for fewest games to reach 1,000 yards with 7, matching Emmitt Smith and Marshall Faulk...Ranks 3rd in OU history with 4,045 yards and 4th with 41 rushing TDs...Finished as 2004 Heisman Trophy runner-up...The only OU rushers

PETERSON'S NFL TOTALS

Year	GP/GS	No.	RUSHING				RECEIVING				
			Yds.	Avg.	Lg	TD	No.	Yds.	Avg.	Lg	TD
2007 (Minn)	14/9	238	1,341	5.6	73t	12	19	268	14.1	60t	1

Year	GP/GS	KICKOFF RETURNS				
		No.	Yds.	Avg.	Lg	TD
2007 (Minn)	14/9	16	412	25.8	53	0

SINGLE-GAME CAREER HIGHS

Rushing Attempts30	.vs. San Diego, 11/4/07
Rushing Yards296	.vs. San Diego, 11/4/07
Long Rush73t	@ Chicago, 10/14/07
Rushing TDs3	@ Chicago, 10/14/07; vs. San Diego, 11/4/07
Receptions4	@ Detroit, 9/16/07
Receiving Yards60	.vs. Atlanta, 9/9/07
Long Reception60t	.vs. Atlanta, 9/9/07
Kickoff Returns4	@ Chicago, 10/14/07
Kickoff Return Yards	.128	@ Chicago, 10/14/07
Long Kickoff Return	. .53	@ Chicago, 10/14/07

All Day, All The Way

Adrian Peterson flashed his dynamic playmaking ability and scorched defenses for big plays throughout his rookie season in 2007. His ability to take it the distance from almost anywhere on the field made him especially dangerous to defend.

MOST 50+ RUNS BY VIKINGS IN A SEASON

RB, SEASON	50+ RUN
Adrian Peterson, 20074
Robert Smith, 1997, '98, '003
Michael Bennett, 20023

100-YARD GAMES IN A SEASON BY VIKINGS

RB, SEASON	GAMES
Robert Smith, 20008
Adrian Peterson, 20076
Robert Smith, 19976

VIKINGS RUSHING TDS IN A SEASON

RB, SEASON	TDs
Terry Allen, 199213
Chuck Foreman, 197613
Chuck Foreman, 197513
Adrian Peterson, 200712

with more career yardage are Billy Sims (4,118) and Joe Washington (4,071)...Broke the 100-yard mark in 22 career games of his 31 contests, 1 shy of the school record...Ran for 200+ yards in 6 career games.

PREP Was the consensus national player of the year as a senior at Palestine (TX) High...Rated the best player in the country by College Football News and Rivals.com...Broke the 2,000-yard mark as a junior and senior...Had 32 TDs as a senior...Competed in basketball and track.



By Rush, Pass & Return

Adrian Peterson showed he was able to change the game by running the ball, catching passes and fielding returns. Peterson helped the Vikings tie a team record with 19 plays of 50+ yards in 2007. Peterson's ability to make an impact in multiple phases of the game was especially evident in the Vikings 1st win at Soldier Field since 2000 when he set a team record for combined net yards and posted the 3rd-best day in NFL history.

PETERSON'S LONGEST PLAYS

OPPONENT	PLAY
at Chicago, 10/14/0773t rush
at Chicago, 10/14/0767t rush
vs. San Diego, 11/4/0764t rush
vs. Atlanta, 9/9/0760t reception
vs. Green Bay, 9/30/0755 rush
at Chicago, 10/14/0753 kickoff return
vs. Green Bay, 9/30/0751 kickoff return

PETERSON'S CAREER GAME-BY-GAME (* Starts)

	MINNESOTA	Att.	RUSHING					No.	Yards	RECEIVING			TD
			Yards	Avg.	Long	TD	Avg.			Long	TD		
9/9	Atlanta	19	103	5.4	15	0	1	60	60.0	60t	1		
9/16	@ Detroit*	20	66	3.3	11	0	4	52	13.0	24	0		
9/23	@ Kansas City*	25	102	4.1	16	1	3	48	16.0	35	0		
9/30	Green Bay	12	112	9.3	55	0	1	6	6.0	6	0		
10/14	@ Chicago*	20	224	11.2	73t	3	1	9	9.0	9	0		
10/21	@ Dallas	12	63	5.3	20t	1	1	12	12.0	12	0		
10/28	Philadelphia*	20	70	3.5	17	0	0	0	0.0	0	0		
11/4	San Diego*	30	296	9.9	64t	3	1	19	19.0	19	0		
11/11	@ Green Bay*	11	45	4.1	12	0	3	14	4.7	11	0		
11/18	Oakland		INACTIVE										
11/25	@ NY Giants		INACTIVE										
12/2	Detroit*	15	116	7.7	28	2	1	10	10.0	10	0		
12/9	@ San Francisco	14	3	0.2	4	0	0	0	0.0	0	0		
12/17	Chicago*	20	78	3.9	28	2	1	17	17.0	17	0		
12/23	Washington*	9	27	3.0	18	0	2	21	10.5	14	0		
12/30	@ Denver	11	36	3.3	8	0	0	0	0.0	0	0		
Totals	GP/GS: 14/9	238	1,341	5.6	73t	12	19	268	14.1	60t	1		

PETERSON'S 100-YARD RUSHING DAYS

GAME (*-starts)	YARDS-ATT-TD
vs. Atlanta, 9/9/07103-19-0
@ Kansas City, 9/23/07*102-25-1
vs. Green Bay, 9/30/07112-12-0
@ Chicago, 10/14/07*224-20-3
vs. San Diego, 11/4/07*296-30-3
vs. Detroit, 12/2/07*116-15-2

PETERSON'S TOUCHDOWNS

Game	Play
vs. Atlanta, 9/9/0760 pass from T. Jackson
@ Kansas City, 9/23/0711 run
@ Chicago, 10/14/0767 run, 73 run, 35 run
@ Dallas, 10/21/0720 run
vs. San Diego, 11/4/071 run, 64 run, 46 run
vs. Detroit, 12/2/0716 run, 13 run
vs. Chicago, 12/17/071 run, 8 run
Total13

PETERSON VS. THE NATIONAL FOOTBALL LEAGUE VS. THE AMERICAN FOOTBALL CONFERENCE

TEAM	G/S	Att.	RUSHING				No.	Yards	RECEIVING			TD
			Yards	Avg.	Long	TD			Avg.	Long	TD	
Denver	1/0	11	36	3.3	8	0	0	0	0.0	0	0	
Kansas City	1/1	25	102	4.1	16	1	3	48	16.0	35	0	
San Diego	1/1	30	296	9.9	64t	3	1	19	19.0	19	0	

VS. THE NATIONAL FOOTBALL CONFERENCE

TEAM	G/S	Att.	Yards	Avg.	Long	TD	No.	Yards	Avg.	Long	TD
Atlanta	1/0	19	103	5.4	15	0	1	60	60.0	60t	1
Chicago	2/2	40	302	7.5	73t	5	2	26	13.0	17	0
Dallas	1/0	12	63	5.3	20t	1	1	12	12.0	12	0
Detroit	2/2	35	182	5.2	28	2	5	62	12.4	24	0
Green Bay	2/1	23	157	6.8	55	0	4	20	5.0	11	0
Philadelphia	1/1	20	70	3.5	17	0	0	0	0.0	0	0
San Francisco	1/0	14	3	0.2	4	0	0	0	0.0	0	0
Washington	1/1	9	27	3.0	18	0	2	21	10.5	14	0



DERRICK POPE

LB / #55

HEIGHT 6-0 WEIGHT 232

DOB 5-4-82

COLLEGE ALABAMA

ACQUIRED UFA (MIA) FOR 2008

NFL 5TH YEAR

VIKINGS 1ST YEAR

GAMES/STARTS (regular season, playoffs) 2004 (16/3-Mia.), 2005 (12/2-Mia.), 2006 (11/0-Mia.), 2007 (16/9-Mia.), **Total**- 55/14 (55/14-Mia.)

• Played in 1st NFL regular-season game in London when Dolphins faced eventual Super Bowl XLII champion NY Giants on 10/28/07 at Wembley Stadium.

• Cousin, Carl Hilton, played TE for the Vikings from 1986-89 and attended same high school, Galveston's Ball High.

OFF THE FIELD Majored in general studies at Alabama...Uncle, Kenith Pope, was on Crimson Tide coaching staff during his tenure with the team...Married, wife is Danielle...Was a high school teammate of Steelers defensive tackle Casey Hampton...Aspires to a career in coaching after his playing days are over.

PRO Signed by Vikings as a free agent...Progressed during his Dolphins career from a 7th-round draft pick to a 9-game starter who ranked 4th on the team in tackles in 2007...His 2 interceptions came off NFL MVP Tom Brady and former Pro Bowler Carson Palmer in the final 2 regular season games of 2007...Scored lone career TD on a 1-yard fumble recovery at San Francisco (11/28/04) during his rookie season.

2007 Started 9 and played in all 16 games...Ranked 4th in tackles and snared both INTs in the final 2 games of the season...Grabbed 1 of only 8 INTs Brady threw en route to being named NFL MVP...Made 1st start of the season vs. Oakland (9/30), finishing 2nd on the team with 8 tackles...Tied for team-high 8 tackles at Buffalo (12/23)...Led

team with 8 tackles against New England (12/23) and grabbed 1st career INT...Tied for team-high in tackles vs. Cincinnati (12/30) and picked off Palmer.

2006 Appeared in 11 games...Inactive for 5 games due to a hamstring injury...Recorded 7 special teams stops...Tallied 5 tackles vs. Minnesota (11/19) after replacing an injured Channing Crowder at LB.

2005 Played in 12 games and started 2...Inactive for opening 4 games of the season...Started games at Oakland (11/27) and Buffalo (12/4) at WLB...Had team-high 7 tackles at Oakland and in Buffalo game...Had 5 tackles and forced fumble vs. NY Jets (12/18).

2004 Played in all 16 games, including 3 starts, in his rookie season...Ranked 5th on the team with 9 special teams stops...Recorded 8 tackles, his 1st career sack, and his 1st career TD on a 1-yard fumble recovery against San Francisco (11/28) after replacing an injured Zach Thomas...Made 1st start the following week (12/5) against Buffalo, once again recording 8 tackles and a sack.

COLLEGE Was a 2-year letterman at Alabama...Started 13 games for the Crimson Tide and served as team captain during senior season...Named 1st-Team All-SEC as a senior...Was recipient of team's Lee Roy Jordan Headhunter Award as a senior...Transferred to Alabama from Garden City (KS) Community College.

PREP Attended Ball High in Galveston, TX...Named Offensive MVP and 1st Team All-District as a RB.

POPE'S NFL TOTALS

Year	GP/GS	Tackles				Sacks	INTs	PBU	TFL	QBH	FF/FR	Special
		Solo	Asst.	Total	Teams							
2004 (Mia)	16/3	26	19	45	2.0	0	2	--	--	1/1	9	
2005 (Mia)	12/2	19	4	23	0.0	0	0	--	--	1/0	7	
2006 (Mia)	11/0	3	2	5	0.0	0	0	--	--	0/0	7	
2007 (Mia)	16/9	38	19	57	0.0	2	3	--	--	0/0	7	
Totals	.55/14	86	44	130	2.0	2	5	--	--	2/1	30	

SINGLE-GAME CAREER HIGHS

Tackles14 ..@ Denver, 12/12/04
 Forced Fumble1 ..@ Denver, 12/12/04
1 ..vs. NY Jets, 12/18/05
 Fumble Recovery1 ..@ San Francisco, 11/28/04

POPE'S INTERCEPTIONS


GAME	QB	INT
@ New England, 12/23/07	Tom Brady	1 (0)
vs. Cincinnati, 12/30/07	Carson Palmer	1 (0)
Total		2 (0)

POPE'S SACKS

GAME	QB	SACK
@ San Francisco, 11/28/04	Tim Rattay	1.0
vs. Buffalo, 12/4/04	Drew Bledsoe	1.0
Total		2.0

POPE'S TOUCHDOWN

GAME	PLAY
@ San Francisco, 11/28/04	1-yd, fumble recovery



SIDNEY RICE

WR / #18

HEIGHT 6-4 WEIGHT 202

DOB 9-1-86

COLLEGE SOUTH CAROLINA

ACQUIRED UFA (MIA) FOR 2008

NFL 2ND YEAR

VIKINGS 2ND YEAR

GAMES/STARTS (regular season, playoffs) 2007 (13/4).

- Threw the longest pass by a Viking in 2007, a 79-yarder to TE Visanthe Shiancoe vs. Oakland (11/18/07).
- Caught 2 of the 4 longest TD passes of the 2007 Vikings season with a 60-yarder and 40-yarder.
- Was only the 5th Vikings rookie WR to start the season opener, joining Paul Flatley (1963), Jim Lash (1973), Sammy White (1976) and Hassan Jones (1986).

OFF THE FIELD Majored in African-American studies at USC...Young player who turned 21 during the week of the regular-season opener his rookie year...Recruited to USC by legendary coach Lou Holtz...Played his final 2 collegiate seasons for Steve Spurrier, a former NFL QB and Redskins coach...High school teammates with Redskins LB Rocky McIntosh...From same hometown as sprinter Tim Montgomery...Aspires to a career in coaching or youth mentoring.

PRO Had impressive debut season as a rookie in 2007, ranking tied for 1st in the NFC among rookies and 2nd in the NFL with 4 TD catches...Threw the Vikings longest pass of the 2007 season and tied for the longest TD catch of the season...His 4 TD catches in 2007 rank as the 4th-most by a Vikings rookie...Teamed with RB Adrian



Peterson to catch 2 of the 4 longest passes by NFL rookies in 2007...Helped Vikings 5 pass plays of 60+ yards in 2007, taking part in 2 of the plays- 1 as the passer and 1 as the receiver...Caught TD passes from all 3 Vikings QBs during the 2007 season...Selected with the 44th overall choice, obtained after trading from #41 to #44 with Atlanta and acquiring an extra 4th-round pick in 2007...Joined fellow Vikings draftee Adrian Peterson as rookies who entered the NFL draft early...Was the 7th WR drafted and the 1st WR taken in the 2nd round...Joined the impressive total of 41 players from the SEC who were drafted in 2007, the most of any conference in college football.

Rice Is Nice

Sidney Rice ranked among the NFL's rookie leaders in 2007 and gave the Vikings some of the biggest plays of the season. Rice set a team record as the only non-QB to complete 2 passes in a game against Oakland (11/18/07), including the longest non-QB pass in Vikings history and longest pass of the season with a 79-yarder to TE Visanthe Shiancoe.

2007 NFL ROOKIE TD CATCHES

PLAYER	TDs
Dwayne Bowe, Kansas City	5
Sidney Rice, Minnesota	4
Calvin Johnson, Detroit	4

2007 NFL ROOKIE LONG CATCHES

PLAYER	YDS
James Jones, Green Bay at Denver (10/29)	79t
Laurent Robinson, Atlanta at Arizona (12/23)	74t
Sidney Rice, Minnesota at NY Giants (11/25)	60t
Adrian Peterson, Minnesota vs. Atlanta (9/9)	60t

VIKINGS LONGEST NON-QB PASS

PLAYER (POS)	YARDS
Sidney Rice (WR) vs. Oakland, 11/18/07	79
Alfred Anderson (RB) vs. Atlanta, 9/14/84	43t

VIKINGS MOST NON-QB COMPLETIONS IN CAREER

PLAYER (POS)	YARDS
Randy Moss (WR)	4
Alfred Anderson (RB)	4
Sidney Rice (WR)	2

2007 Had impressive rookie season, ranking tied for 1st in the NFC and 2nd in the NFL among rookies with 4 TD catches...Led Vikings with 4 TD receptions and ranked 2nd on team in yards...Threw the longest pass of the Vikings season, a 79-yarder to TE Visanthe Shiancoe on a reverse pass, setting a team record as the longest pass by a non-QB in franchise history...Completed 2 passes in the Oakland game for 94 yards, hitting Troy Williamson later in the game for 15 yards...Tied for the longest TD catch by a Viking on the season with a 60-yarder at NY Giants (11/25) on the 2nd play of the game en route to a 41-17 upset win over the eventual Super Bowl XLII champs...Caught 2 of the 4 longest TD passes by the Vikings for the season...Started the season opener vs. Atlanta (9/9), only the 5th rookie WR to start the opener in team history...Had season-high 6 catches vs. Green Bay (9/30) and scored 1st career TD on a 15-yard pass from Kelly Holcomb...Caught 4th TD of the season on a 2-yard pass from Tarvaris Jackson vs. Detroit (12/2), a game where rookie draftees Adrian Peterson, Aundae Allison and Rice all scored TDs.

COLLEGE Was a 1st-Team All-SEC honoree as a sophomore...Recognized as a 3rd-Team All-America as a freshman and sophomore...Broke school record with 23 career TD catches, breaking the mark of 19 held by Robert Brooks and Jermale Kelly...Set a USC record as the only player to break the 1,000-yard receiving mark in 2 seasons...Holds 2 of the 3 highest single-season receiving yardage marks in USC record book...Has 2 of the 3 highest single-season reception marks at the school with 72 and 70, trailing Sterling Sharpe's 74...Left school ranked 6th in career catches in only 2 campaigns...Started 23 of his 24 career games...Broke the 100-yard receiving mark 11 times...Caught a pass in all 24 career games...Named 2006 Liberty Bowl Offensive MVP in his final college game against Houston...Played in 2005 Independence Bowl against Missouri and caught career-high 12 passes...Granted medical redshirt in 2004.

PREP Standout at Gaffney (SC) High was tabbed as South Carolina Offensive Player of the Year as a senior by High School Sports Report...Top WR prospect in the state caught 25 prep TDs...Helped lead Gaffney to Class 4A state title on the hardwood with a 28-0 record and was named the Player of the Year in Class 4A hoops.

RICE'S NFL TOTALS

Year	GP/GS	RECEIVING					RUSHING				
		No.	Yds.	Avg.	Lg	TD	No.	Yds.	Avg.	Lg	TD
2007 (Minn)	13/4	31	396	12.8	60t	4	0	0	0.0	0	0

PASSING

Year	GP/GS	Att.	Comp.	Pct.	Yards	Yds/Att	TD	INT	LG	Sk/Yds	Rating
2007 (Minn)	13/4	2	2	100.0	94	47.0	0	0	79	0/0	118.8

SINGLE-GAME CAREER HIGHS

Receptions	6	.vs. Green Bay, 9/30/07
Receiving Yards	82	@ NY Giants, 11/25/07
Long Reception	60t	@ NY Giants, 11/25/07
TD Reception	1	.vs. Green Bay, 9/30/07; vs. San Diego, 11/4/07; @ NY Giants, 11/25/07; vs. Detroit, 12/2/07
Passing Attempt	2	.vs. Oakland, 11/18/07
Passing Completion	2	.vs. Oakland, 11/18/07
Long Pass	79	.vs. Oakland, 11/18/07
Passing Yards	94	.vs. Oakland, 11/18/07

RICE'S CAREER GAME-BY-GAME (* Starts)

2007	MINNESOTA	RECEIVING				
		No.	Yards	Avg.	Long	TD
9/9	Atlanta*	2	10	5.0	6	0
9/16	@ Detroit	0	0	0.0	0	0
9/23	@ Kansas City	2	21	10.5	11	0
9/30	Green Bay	6	75	12.5	15t	1
10/14	@ Chicago	1	13	13.0	13	0
10/21	@ Dallas	0	0	0.0	0	0
10/28	Philadelphia	3	27	9.0	13	0
11/4	San Diego*	4	66	16.5	40	1
11/11	@ Green Bay	.INACTIVE				
11/18	Oakland*	2	18	9.0	11	0
11/25	@ NY Giants*	3	82	27.3	60t	1
12/2	Detroit	5	53	10.6	22	1
12/9	@ San Francisco	2	21	10.5	12	0
12/17	Chicago	1	10	10.0	10	0
12/23	Washington	.INACTIVE				
12/30	@ Denver	.INACTIVE				
Totals	GP/GS: 13/4	31	396	12.8	60t	4

RICE'S TOUCHDOWNS

Game	Play
vs. Green Bay, 9/30/07	15 pass from K. Holcomb
vs. San Diego, 11/4/07	40 pass from B. Bollinger
@ NY Giants, 11/25/07	60 pass from T. Jackson
vs. Detroit, 12/2/07	2 pass from T. Jackson
Total	4



BRIAN ROBISON

DE / #96

HEIGHT 6-3 WEIGHT 259
 DOB 4-27-83
 COLLEGE TEXAS

ACQUIRED D4 (#102) FOR 2007
 NFL 2ND YEAR
 VIKINGS 2ND YEAR

GAMES/STARTS (regular season, playoffs) 2007 (16/5).

- All-Rookie honoree in 2007, ranked 3rd among NFL rookies with 4.5 sacks.
- Exceptional UT athlete was a full-time starter his final 3 seasons in football and was NCAA runner-up in the shot put as a junior.

OFF THE FIELD Majored in liberal arts at Texas...Father played collegiate football on the Ranger (TX) Junior College team that won a national title...Wife, Jayme Miller, is an accomplished rodeo barrel racer.

HONORS 2007 Pro Football Weekly All-Rookie Team.

PRO Became the 5th DE the Vikings have selected in the top 4 rounds of the draft in the past 4 seasons...Was the only Viking to sack Packers QB Brett Favre during his farewell season in 2007.

2007 Earned spot on Pro Football Weekly's All-Rookie Team and started 5 games...Opened the final 4 straight games at RDE and started 1st career game at Detroit (9/16) at LDE...Ranked 3rd in the NFL for sacks among rookies with 4.5...Burst onto the scene with 2.0 sacks in the regular season opener vs. Atlanta (9/9)...Sacked Packers QB Brett Favre (9/30) on the day he broke the NFL TD passes record...Sacked former Vikings QB Daunte Culpepper vs. Oakland (11/18) and forced a fumble that was recovered by LB Chad Greenway...Had 5

tackles at San Francisco (12/9), his season-high.

COLLEGE Etched his name throughout the Texas football and track record books...His 6 career blocked kicks set a UT record and his 4 blocks in 2003 tied a single-season record...2006 NCAA runner-up in shot put as a junior and won Big 12 shot put title in 2005 and 2006...Won Big 12 shot and discus titles in 2006...Holds the school record in the shot put at 68-4.25 and ranks 3rd in UT history with a discus mark of 195-10...Helped Longhorns win 2005 national championship with Rose Bowl win over USC...UT was 44-7 overall and 28-4 in conference play during his 4 years...Earned consensus 2nd-Team All-Big 12 honors as a junior in 2005.

PREP All-State in football and track at Splendor (TX) High...Won Class 3A discus title as a junior and senior and shot title as a senior...Had best throws in all Texas classes as a senior at 215-2 in the discus and 66-2 in the shot...Had #40 jersey retired at Splendor High in 2004.



Robison Rolls

Brian Robison earned a spot on the All-Rookie team helped by the strength of a 4.5-sack rookie campaign. Robison started 5 games and played in all 16 for the Vikings and showed his relentless style throughout the season. His experience as a rookie will help the Vikings in 2008 as he continues to develop.

2007 NFL ROOKIE SACKS

PLAYER	SACKS
Gaines Adams, Tampa Bay	6.0
Amobi Okoye, Houston	5.5
Brian Robison, Minnesota	4.5

ROBISON'S NFL TOTALS

Year	GP/GS	Tackles			Sacks	INTs	PBU	TFL	QBH	FF/FR	Special Teams
		Solo	Asst.	Total							
2007 (Minn)	16/5	15	10	25	4.5	0	0	6.0	14	1/0	2
Totals	16/5	15	10	25	4.5	0	0	6.0	14	1/0	2

SINGLE-GAME CAREER HIGHS

Tackles	5	@ San Francisco, 12/9/07
Sacks	2.0	vs. Atlanta, 9/9/07
QB Hurries	4	@ Detroit, 9/16/07
Forced Fumble	1	vs. Oakland, 11/18/07
Tackle For Loss	1.0	.6, last @ Denver, 12/30/07

ROBISON'S SACKS

GAME	QB	SACKS
vs. Atlanta, 9/9/07	Joey Harrington	2.0
vs. Green Bay, 9/30/07	Brett Favre	1.0
@ Dallas, 10/21/07	Tony Romo	0.5
vs. Oakland, 11/18/07	Daunte Culpepper	1.0
Total		4.5

DICKENS' PRACTICES CHANGES NAME PLAYERS MOVING 2007 SEASON RECORDS PLAYOFF RECORDS HISTORY EXTRA POINTS



BENNY SAPP

CB / #22

HEIGHT 5-9 WEIGHT 190

ACQUIRED UFA (KC) FOR 2008

DOB 1-20-81

NFL 5TH YEAR

COLLEGE NORTHERN IOWA

VIKINGS 1ST YEAR

GAMES/STARTS (regular season, playoffs) 2004 (15/1-KC), 2005 (16/3-KC), 2006 (11/0-KC), 2007 (14/2). **Total**-56/6 (56/6-KC).

- Snared INT off Brett Favre and returned a kickoff in the same game vs. Green Bay (11/4/07).

- Did an internship with Legacy Financial Group during 2007 offseason.

OFF THE FIELD Majored in sociology...Has a son, Benny III, and a daughter, Brianna...Teammates at Iowa with Vikings LB Chad Greenway and with Vikings WR Justin Surrency at Northern Iowa...High school team mates with Eagles CB Asante Samuel at Boyd Anderson High in Ft. Lauderdale.

PRO Joined the Vikings as a free agent on 3/25/07...Started 6 career games in his 4-year career with Chiefs, including career-best 3 in 2005...Had career-best 2.5 sacks in 2005 and career-high 30 tackles...Served as a backup in 2006 and 2007 to veteran CB Ty Law...Played under Dick Vermeil in his final season as an NFL head coach in 2005...Originally entered the NFL as a rookie free agent with Kansas City in 2004.

2007 Had 2 starts in his 14 games...Snared 2nd career INT vs. Green Bay (11/4), taking a pass off Brett Favre back 15 yards to set up a Chiefs TD...Moved into kickoff return role, posting 15 returns...Joined LB Donnie Edwards to force a fumble vs. Oakland (11/25) and recovered on the same play.

2006 Notched 10 special teams tackles while playing in 11 games...Had career-best 3 special teams stops vs. Denver (11/23/06)...Inactive for AFC Wild Card Playoff game at Indianapolis (1/6/07)...Missed 5 games with knee

injury suffered vs. San Francisco (10/1)...Took a kickoff return back 21 yards at Oakland (12/23).

2005 Saw action in all 16 games and started career-best 3 contests...Had 2.5 sacks, his career total for sacks...Had 1st career sack and forced a fumble on the play with a strip of Raiders QB Kerry Collins at Oakland (9/18)...Started 1st career game vs. Philadelphia (10/2), opening the game at CB and followed it with starts at Houston (11/20) and at Dallas (12/11)...Shared a sack of Gus Frerotte at Miami (10/21) and had a full sack of Jon Kitna vs. Cincinnati (1/1/06) in regular season finale...Posted career-high 10 tackles at Houston (11/20).

2004 Saw action in 15 games and started 1...Started 1st career game when Chiefs opened in dime defense at Jacksonville (10/17)...Snared 1st career INT off Kerry Collins vs. Oakland (12/25/04)...Played 1st career game vs. Carolina (9/19)...Forced a fumble on Chargers RB Michael Turner at San Diego (1/2/05).

COLLEGE Started 15 games in his 24 contests at Northern Iowa for his final 2 collegiate seasons...Earned 1st-Team All-Gateway Conference recognition as a senior with 48 tackles, 2 INTs and 18 passes defended while also seeing time on offense with 7 catches for 147 yards and 2 TDs...In his 1st season at UNI, was named to the Gateway's All-Newcomer Team in 2002...Notched 4 INTs as a junior in 2002...Started 20 of the 24 games he played at Iowa as a freshman and sophomore...Started all 12 games in 2001 as a sophomore and 8 times in 2000.

PREP Honorable mention All-State honoree at Boyd Anderson High in Ft. Lauderdale...Named 1st-Team All-Broward County...Lettered in football, wrestling, volleyball and track.

SAPP'S NFL TOTALS

Year	GP/GS	Tackles				Sacks	INTs	PBU	TFL	QBH	FF/FR	Special Teams
		Solo	Asst.	Total								
2004 (KC)	15/1	9	6	15	0.0	1	3	-	1	1/0	13	
2005 (KC)	16/3	30	15	45	2.5	0	6	-	3	1/0	6	
2006 (KC)	11/0	10	1	11	0.0	0	0	-	0	0/0	10	
2007 (KC)	14/2	27	3	30	0.0	1	2	-	0	1/1	1	
Totals	56/6	76	25	101	2.5	2	11	-	4	3/1	30	

SINGLE-GAME CAREER HIGHS

Tackles	10	@ Houston, 11/20/05
Interception	1	vs. Oakland, 12/25/04
	1	vs. Green Bay, 11/4/07
Sack	1.0	@ Oakland, 9/18/05
	1.0	vs. Cincinnati, 1/1/06
Passes Defended	2	vs. Denver, 12/19/04
Forced Fumble	1	.3, last vs. San Diego, 11/25/07
Fumble Recovery	1	vs. Oakland, 11/25/07
Special Teams Tackles	3	vs. Denver, 11/23/06

SAPP'S INTERCEPTIONS

GAME	QB	INT
vs. Oakland, 12/25/04	Kerry Collins	1 (0)
vs. Green Bay, 11/4/07	Brett Favre	1 (15)
Total		2 (15)

SAPP'S SACKS

GAME	QB	SACK
@ Oakland, 9/18/05	Kerry Collins	1.0
@ Miami, 10/21/05	Gus Frerotte	0.5
vs. Cincinnati, 1/1/06	Jon Kitna	1.0
Total		2.5



DARREN SHARPER S / #42

HEIGHT 6-2 WEIGHT 210

DOB 11-3-75

COLLEGE WILLIAM & MARY

ACQUIRED UFA (GB) FOR 2005

NFL 12TH YEAR

VIKINGS 4TH YEAR

GAMES/STARTS (regular season, playoffs) 1997 (14/0, 3/0-GB), 1998 (16/16, 1/1-GB), 1999 (16/16-GB), 2000 (16/16-GB), 2001 (16/16, 2/2-GB), 2002 (13/13-GB), 2003 (15/15, 2/2-GB), 2004 (15/13, 1/1-GB), 2005 (14/14), 2006 (16/16), 2007 (16/16). **Total**- 167/151, 9/6, (46/46-Minn., 121/105, 9/6-GB)

- Has most INTs among active NFL players.
- Was NFC starter in **Pro Bowl** following 2000, 2002, 2005 and 2007 seasons.
- Brother, Jamie, was an 8-year NFL veteran and father, Harry, went to camp with Kansas City Chiefs in 1971.

OFF THE FIELD Earned bachelor's degree in sociology from William & Mary and was inducted into the W&M Hall of Fame in spring 2008...Active in several community programs in Wisconsin and his home state of Virginia...Has a foundation "Sharper Kids"...Brother, Jamie, played LB in the NFL for 8 seasons...The Sharper brothers were the 4th and 30th picks in the 2nd round of the 1997 NFL Draft, Jamie going to Baltimore with the 34th overall pick and Darren to Green Bay with the 60th selection...Father, Harry, went to training camp with Kansas City in 1971...Played with former Vikings defensive coordinator and current Pittsburgh Steelers head coach Mike Tomlin at William & Mary, where the pair were also fraternity brothers...Worked as a TV color commentator for NFL Europa games from 2004-07...Attended NFL-sponsored Broadcasting Boot Camp in summer 2008 at NFL Films headquarters in New Jersey.

HONORS Selected to Pro Bowl in 2000, 2002, 2005, 2007...Named Associated Press All-Pro in 2000 (1st Team), 2002 (2nd Team), 2005 (2nd Team)...Named NFC Defensive Player of the Month in November 2005...Named NFC Defensive Player of the Week at NY Giants 11/13/05.

Picks For Six

Darren Sharper returned his 8th career interception for a TD in 2007, moving him into elite company in NFL circles. Sharper leads all active players with 53 regular season INTs and broke the 1,000-yard plateau in career return yards.

NFL CAREER INTERCEPTION RETURN TDs

PLAYER	TDs
Rod Woodson	12
Ken Houston	9
Deion Sanders	9
Aeneas Williams	9
Darren Sharper	8
Eric Allen	8

INTERCEPTIONS BY ACTIVE NFL PLAYERS

PLAYER	INTs
Darren Sharper	53
Ty Law	51



PRO The Vikings most senior defensive player with 151 career starts and 167 games played in his NFL career...One of the elite defensive playmakers in the NFL, ranks tied for 5th in NFL history with 8 career interception return TDs...Has had at least 4 interceptions in each of the past 8 seasons...Earned Pro Bowl berths following the 2000, 2002, 2005 and 2007 seasons...Only Vikings C Matt Birk (6) and G Steve Hutchinson (5) have more career Pro Bowl berths in their careers...A crucial part of the Vikings 2005 off-season defensive overhaul, signed on 3/12/05...Has snared 17 interceptions since coming to the Vikings in 2005...Spent opening 8 NFL seasons with NFC North rivals Green Bay...Left Packers ranked 5th in team history with 36 career interceptions...Led the NFL with career-high 9 interceptions in 2000 and matched the 9 in 2005...Led NFL with 233 interception return yards in 2002 and career-best 276 in 2005...Played in Super Bowl XXXII against Denver Broncos as a rookie...Has scored 9 career defensive TDs, with 7 interception returns and 2 fumble returns...Returned opening 2 NFL interceptions for TDs...Played on 6 playoff teams with Packers in his 8 NFL seasons...Helped Green Bay claim 4 division titles in his 8 seasons and win the first 3 NFC North titles in 2002-04 over runner-up Minnesota each season...Played final game as a Packer in Wild Card playoff loss to Vikings on 1/9/05 at Lambeau Field.

2007 Earned starter spot in **Pro Bowl**, his 4th career berth in the game and 2nd in 3 seasons with the Vikings...Moved into 5th in NFL history with 8 career interception-return TDs and passed the 1,000-yard mark in career interception-return yards...Tied for Vikings lead with 4 interceptions...Returned an Eli Manning interception for 20 yards and a TD at NY Giants (11/25) in the Vikings upset win over the eventual Super Bowl champions and helped set a Vikings record on the day with 3 interception-return TDs, joining fellow S Dwight Smith and LB Chad Greenway scoring on the day...Grabbed 2 INTs at Detroit (9/16), picking off both Lions QBs in the game-Jon Kitna and J.T. O'Sullivan...Grabbed 4th INT of the

Record Book Bound



season off Bears QB Kyle Orton vs. Chicago (12/17) on Monday Night Football.

2006 Tied for team lead with 4 interceptions on the season...Ranked 4th on team with 93 tackles, the most he has had since 2001...Snared 1st interception of his career off his former teammate Brett Favre on his former home field at Lambeau on NFL Network's Thursday Night Football at Green Bay (12/21)...Picked off QB Jon Kitna twice on the season, once in each meeting against the Lions...Grabbed an interception off Tom Brady on Monday Night Football vs. New England (10/30)...Posted 1st sack as a Viking and 1st sack since 2003 when he caught Alex Smith at San Francisco (11/5)...Helped the Vikings climb to #8 in NFL total defense and #1 against the run, the highest ranking in total defense since 1994 and only the 3rd time in franchise history ranking #1 against the run...Played under defensive coordinator Mike Tomlin, his former college teammate at William & Mary...Started all 16 games for the 1st time since 2001...Stopped the Lions final drive of the game with an interception of Jon Kitna in the end zone at Detroit (12/10)...Had season-high 9 tackles vs. NY Jets (12/17)...Forced a fumble in the season opening win at Washington (9/11) on Monday Night Football- the 1st regular-season MNF game on ESPN.

2005 Led the NFC and ranked 3rd in the NFL with 9 interceptions...Scored a pair of TDs on interception returns... Earned starting spot in **Pro Bowl**...Named **2nd-Team All-Pro** by Associated Press, the 1st Vikings DB to be honored as an AP All-Pro since Joey Browner in 1990...Named to *Pro Football Weekly/Pro Football Writers of America All-NFL 1st-Team*...Earned 1st career **NFC Defensive Player of the Week** honor for performance at NY Giants (11/13) and was named the **NFC Defensive Player of the Month** for November, his 1st time winning the monthly honor...Fell 1 interception shy of matching the Vikings single-season record held by Paul Krause...Led NFL and set a Vikings record with 276 interception return yards...His 276 return yards rank as the 7th-highest total in NFL history...Notched 1st career 3-interception day at NY Giants (11/13), including a career-long 92-yard return for a TD off Eli Manning. Ended game with 123 interception return yards...Returned a Brian Griese pass 88 yards for the opening points of the 2005 season for the Vikings in the 1st quarter of the regular season opener vs. Tampa Bay (9/11)...Started each of the 14 games he played, missing games vs. New Orleans (9/25) and at Atlanta (10/2) with knee injury...Had season-high 10 tackles vs. Tampa Bay (9/11) in opener.

In his debut with the Vikings in 2005, Darren Sharper made an immediate impact and re-wrote the Vikings record book. His 9 interceptions tied his career-high and tied for the 2nd-most in team history. His 276 yards on returns led the NFL and set a new Vikings mark.

VIKINGS SINGLE-SEASON INTERCEPTIONS

PLAYER	INTs
Paul Krause, 1975	10
Darren Sharper, 2005	9
Brian Russell, 2003	9
Orlando Thomas, 1995	9

VIKINGS SINGLE-SEASON INTERCEPTION YARDS

PLAYER	YARDS
Darren Sharper, 2005	276
Jimmy Hitchcock, 1998	242
Charlie West, 1971	236

2004 Battled through knee injury through much of season but still started 13 of the 15 games he played...Inactive for only game of the season at Washington (10/31) with knee injury suffered the week before vs. Dallas (10/24)...Played vs. Minnesota (11/14) and at Houston (11/21) but did not start, seeing time on passing downs...Tied the Packers single-season record with 3 defensive TDs on the season, scoring on 2 interceptions and a fumble recovery...His 3 scores tied his own team mark set in 1997 and Herb Adderley's set in 1965...Led Packers in interceptions for the 5th straight season, joining 3 other Packers to accomplish the feat- Bobby Dillon, Willie Wood and LeRoy Butler...His 77 tackles ranked 4th on the team...Snared a Chad Hutchinson pass and returned it 43 yards for a TD in regular-season finale at Chicago (1/2/05) to notch his 3rd TD of the season and 7th of his career en route to a 31-14 win...Scored his 2nd TD of the season on an alert play on a fumble vs. Jacksonville (12/19), batting the ball out of Jaguars lineman Vince Manuwa's hands and returning it 15 yards for a score after the lineman picked up a QB Byron Leftwich fumble believing the play was dead as an incomplete pass after Leftwich had been blindsided by Packers DE Kaberé Gbaja-Biamila...Earned NFL's Levitt Play of the Week for his fumble return TD vs. Jacksonville...Picked off a Joey Harrington pass at Detroit (10/17) when he stepped in front of a pass intended for Tai Streets and weaved through the Lions for a 36-yard score to break open the game en route to a 38-10 win...Posted 1st interception of the season vs. Chicago (9/19) when he stole a Rex Grossman pass in the Packers' home opener...Ended Kurt Warner's steak of 127 passes without an interception when he picked a pass at the Packers' goal line intended for Amani Toomer vs. NY Giants (10/3)...Forced a fumble on Rams WR Isaac Bruce vs. St. Louis (11/29) that fellow DB Michael Hawthorne returned 34 yards for the final score in a 45-17 Packers win...In his final game as a Packer in Wild Card playoff loss to Minnesota (1/9/05), shared a sack of Daunte Culpepper with Grady Jackson and led Packers with 8 tackles.

2003 Started all 15 games played and both playoff games...Grabbed 4 of his 5 interceptions on the season in the final 6 regular season games...Ranked 4th on team with 91 tackles...Tied career-highs with 2.0 sacks and 2 forced fumbles...Named an alternate to the Pro Bowl...Snared an interception vs. Denver (12/28) in the season finale, picking off Danny Kanell, his 5th pick of the season...Notched 10 tackles and an interception of Drew Brees at the goal line at San Diego (12/14)...His perform-



Darren Sharper and teammates built a new playground at Minneapolis' Harvest Prep/Seed Academy school in 2008, the 3rd straight year of the tradition.

ance vs. Chicago (12/7) helped key the Packers' 34-21 comeback win, intercepting a Kordell Stewart pass at the goal line and returning it 50 yards to midfield at the end of the first half, knocking a pass loose that was intercepted by Packers teammate Mike McKenzie and blocking Stewart on a 90-yard TD return by McKenzie on his 2nd pick of the day...Grabbed game-sealing interception of a Brad Johnson pass at Tampa Bay (11/16)...Snared a Matt Hasselbeck pass en route to a 35-13 win vs. Seattle (10/5)...Set career-high with 2.0 sacks of Kordell Stewart at Chicago (9/29) on Monday Night Football...Notched 9 tackles vs. Philadelphia (11/10) in a Monday Night matchup...Posted 11 tackles and forced a pair of fumbles at St. Louis (10/19) in the 2nd half...Tied season-high with 11 tackles in Wild Card Playoff OT win vs. Seattle (1/4/04)...Forced a fumble on Donovan McNabb at Philadelphia (1/11/04) in Divisional Playoffs...Voted as a team captain for the playoffs by teammates.

2002 Ranked tied for 2nd in NFC and 3rd in NFL with 7 interceptions, trailing only the 8 by Tampa Bay's Brian Kelly and Oakland's Rod Woodson...Led the NFL with 233 interception return yards...Selected as the NFC's starting FS in **Pro Bowl**, the 2nd Pro Bowl of his career...Honored as an **All-Pro** by *The Sporting News*, 2nd-team **All-Pro** by Associated Press and *Football Digest* and **All-NFC** by *Pro Football Weekly*...Started all 13 games he played...Inactive with hamstring injury at New England (10/13) and vs. Washington (10/20)...Inactive with knee injury for regular-season finale at NY Jets (12/29) and Wild Card playoff game vs. Atlanta (1/4/03)...Led Packers DBs with 80 tackles, 4th on the team...Notched career-long 89-yard interception return TD vs. Miami (11/4) on Monday Night Football when he picked a Ray Lucas attempt on the last play of the 3rd quarter. The return was the 5th-longest in Packers history and the 2nd-longest in the NFC in 2002...Intercepted Aaron Brooks at New Orleans (9/15) and returned the ball 44 yards to the Saints' 14-yard line, resulting in a Packers TD on the next play...Intercepted Jim Miller against Chicago (10/7) en route to a 34-21 win over the Bears in a Monday Night contest in Champaign, IL, the

Among The All-Timers

Darren Sharper continues to climb among the NFL's all-time leaders in interceptions and will crack the career top 20 this season. Sharper is chasing the NFL record held by Vikings Hall of Famer Paul Krause.

NFL CAREER INTERCEPTIONS

PLAYER	INTs
Paul Krause, 1964-79	81
Emlen Tunnell, 1948-61	79
Rod Woodson, 1987-2003	71
Night Train Lane, 1952-65	68
Ken Riley, 1969-83	65
Ronnie Lott, 1981-94	63
Dave Brown, 1975-89	62
Dick LeBeau, 1959-72	62
Emmitt Thomas, 1966-78	58
Mel Blount, 1970-83	57
Bobby Boyd, 1960-68	57
Eugene Robinson, 1985-2000	57
Johnny Robinson, 1960-71	57
Everson Walls, 1981-93	57
Lem Barney, 1967-77	56
Aeneas Williams, 1991-2004	55
Eric Allen, 1988-2001	54
Willie Brown, 1963-78	54
Darrell Green, 1983-2002	54
Darren Sharper, 1997-2007	53
Deion Sanders, 1989-2005	53

only MNF game on the campus stadium during the Bears tenure there...Intercepted Daunte Culpepper in both meetings with the Vikings on the season, at Minnesota (11/17) and in Lambeau Field (12/8)...Snuffed a Bills scoring opportunity vs. Buffalo (12/22) when he picked Drew Bledsoe in the end zone in a 10-0 win, but suffered a knee injury during the 19-yard return that effectively ended his season as he was inactive for the regular season finale at NY Jets (12/29) and Wild Card Playoff game vs. Atlanta (1/4/03).

2001 Ranked 2nd on team with 113 tackles, matching his career-best...Set career-high with 2.0 sacks...Named **All-Pro** by *Sports Illustrated*, 2nd-team **All-Pro** by *Football Digest*...Started all 16 regular season games and both playoff games...His 6 interceptions ranked 6th in the NFC...Tied career-best with 2 interceptions off Charlie Batch in season opener vs. Detroit (9/9)...Had 10 tackles and an interception off Elvis Grbac vs. Baltimore (10/14) in a 31-23 win over the Ravens and brother, Jamie, a starting LB for the team...Had career-high 14 tackles at Chicago (11/11)...Sacked Falcons QB Chris Chandler vs. Atlanta (11/18) and caught Browns QB Tim Couch vs. Cleveland (12/23)...Snared a Spergon Wynn pass in a 24-13 win vs. Minnesota (12/30)...Intercepted Kurt Warner at St. Louis (1/20/02) in Divisional Playoff game.

2000 Led NFL with 9 interceptions, the 1st time a Packer led the NFL since Willie Wood in 1962...Made **Pro Bowl** debut, starting for the NFC at FS...Honored as an **All-Pro** by Associated Press, *The Sporting News*, *Pro Football Weekly*, *Pro Football Writers of America*, *USA Today* and *College & Pro Football Weekly*...Named **All-NFC** by *Football News* and *PFW/PFWA*...A 2nd-team **All-Pro** honoree by *Football Digest*...Notched 101 tackles to rank 3rd among Packers defenders, his 2nd straight 100+ tackle season...Posted 1st career 2-interception day at Arizona (9/24) when he grabbed a pair of Jake Plummer passes in a 29-3 win...Duplicated his 2-interception performance on Monday Night Football vs. Minnesota (11/6) against Daunte Culpepper in a 26-20 OT win...Grabbed a Culpepper pass in rematch at Minnesota (12/17) he

Racking Up Yards

Darren Sharper passed the 1,000-yard mark on career interception returns. He is only the 7th player in NFL history to eclipse the mark.

NFL CAREER INTERCEPTION RETURN YARDS	
PLAYER	YARDS
Rod Woodson	1,483
Deion Sanders	1,331
Emlen Tunnell	1,282
Night Train Lane	1,207
Paul Krause	1,185
Lem Barney	1,077
Darren Sharper	1,024

returned season-long 47 yards in 33-28 win...Nabbed a Donovan McNabb pass vs. Philadelphia (9/17) in a 6-3 win...Stole a Vinny Testaverde pass vs. NY Jets (9/3) in season opener.

1999 Led team with 113 tackles...Led or tied for team lead in 5 of the final 6 games of the season...Notched season-best 12 tackles at Tampa Bay (12/26)...Intercepted Trent Diller vs. Tampa Bay (10/10) in last-minute drive to preserve 26-23 win...Had 1st career sack at Dallas (11/14) when he caught Jason Garrett.

1998 Made debut as a starter in his 2nd NFL season, opening all 16 games, 13 at FS and 3 at LCB...Ranked 4th on team with 89 tackles...Opened season as Packers starting FS before moving to LCB to replace Craig Newsome, who suffered a knee injury, starting vs. Philadelphia (11/29), vs. Tennessee (12/20) and at Chicago (12/27)...Started 1st career playoff game at San Francisco (1/3/99)...Started 1st game in opener vs. Detroit (9/6).

1997 Regular on Packers dime defense in his rookie NFL season...Played in 14 regular season games and in all 3 playoff games, including Super Bowl XXXII...Tied a Packers record and set a Green Bay rookie record by scoring 3 TDs, scoring on a pair of interceptions and a fumble return...Broke Packers rookie record of 2 defensive TDs

held by Charles "Buckets" Goldberg since 1933...Scored TDs on first 2 interceptions of his career...Snared 1st career interception vs. Detroit (11/2) off Scott Mitchell and returned it 50 yards for a TD in a 20-10 win...Scored 2nd TD of career when he forced a fumble on Cowboys RB Sherman Williams and returned it 34 yards for the score vs. Dallas (11/23) in a 45-17 win...Notched 2nd interception and 3rd TD of the season vs. Buffalo (12/20) when he grabbed an Alex Van Pelt pass and took it back 20 yards in the 31-21 win, along with making a spectacular special teams play when he came up from being dropped back in punt return formation and forced a fumble on Bills TE Lonnie Johnson who had caught a pass on a fake punt...Made playoff debut in Divisional Playoff vs. Tampa Bay (1/4/98) where he had 2 tackles and a pass defended...Notched a pair of passes defended in NFC Championship game win at San Francisco (1/11/98)...Originally selected with the 60th overall choice, the final pick of the 2nd round, of the '97 Draft.

COLLEGE Earned All-America honors twice as a FS and return man at Division I-AA William and Mary...Named 1st-Team All-Yankee Conference 3 times...Set school record with 24 career interceptions and set a I-AA record with 468 career interception return yards...Set school record with 1,037 career punt return yards...Earned Yankee Conference Defensive Player of the Year honors as a senior...Tied for I-AA lead with 10 picks as a senior...Team advanced to I-AA national quarterfinals as a senior...Won Conference title as senior in 1996, the 1st since 1970.

PREP Standout at Hermitage High in Richmond, VA where he notched a 20-9 mark as the starting QB...Excelled in basketball and track...Teammate with brother, Jamie, at Hermitage.



Darren Sharper intercepted the final pass of the 2008 Pro Bowl to seal the victory for the NFC. Sharper has played in 4 Pro Bowls during his career, twice with Green Bay and twice since joining the Vikings.

SHARPER'S NFL TOTALS

Year	GP/GS	Tackles			Sacks	INTs	PBU	TFL	QBH	FF/FR
		Solo	Asst.	Total						
1997 (GB)	14/0	10	3	13	0.0	2 (70)	2	--	--	1/1
<i>Playoffs</i>	3/0	2	0	2	0.0	0	4	--	--	0/0
1998 (GB)	16/16	62	27	89	0.0	0	6	--	--	0/0
<i>Playoffs</i>	1/1	2	1	3	0.0	1 (0)	2	--	--	1/0
1999 (GB)	16/16	84	29	113	1.0	3 (12)	5	--	--	0/1
2000 (GB)	16/16	79	22	101	1.0	9 (109)	23	--	--	0/0
2001 (GB)	16/16	87	26	113	2.0	6 (78)	22	--	--	1/1
<i>Playoffs</i>	2/2	13	4	17	1.0	1 (10)	2	--	--	0/0
2002 (GB)	13/13	54	26	80	0.0	7 (233)	10	--	--	0/0
2003 (GB)	15/15	75	16	91	2.0	5 (78)	18	--	--	2/0
<i>Playoffs</i>	2/2	16	3	19	1.0	0	2	--	--	1/0
2004 (GB)	15/13	68	9	77	0.0	4 (97)	9	--	--	2/1
<i>Playoffs</i>	1/1	7	1	8	0.5	0	0	--	--	0/0
2005 (Minn)	14/14	48	16	64	0.0	9 (276)	16	4.0	1	1/1
2006 (Minn)	16/16	59	34	93	1.0	4 (10)	12	2.0	0	1/0
2007 (Minn)	16/16	56	24	80	0.0	4 (61)	12	1.0	1	0/0
Total	167/151	682	232	914	7.0	53 (1,024)	135	--	--	8/5
<i>Playoffs</i>	9/6	40	9	49	2.5	2 (10)	10	--	--	2/0

SINGLE-GAME CAREER HIGHS

Tackles	14	@ Chicago, 11/11/01
Interceptions	3	@ NY Giants, 11/13/05
Long INT Return	92ft	@ NY Giants, 11/13/05
Sacks	2.0	@ Chicago, 9/29/03
Passes Defensed	6	@ Arizona, 9/24/00
Forced Fumble	1	last vs. Tampa Bay, 9/11/05
Fumble Recovery	1	last vs. St. Louis, 12/11/05

SHARPER'S TOUCHDOWNS

GAME	PLAY
vs. Detroit, 11/2/9750 interception return
vs. Dallas, 11/23/9734 fumble return
vs. Buffalo, 12/20/9720 interception return
vs. Miami, 11/4/0289 interception return
@ Detroit, 10/17/0436 interception return
vs. Jacksonville, 12/19/0415 fumble return
@ Chicago, 1/2/0543 interception return
vs. Tampa Bay, 9/11/0588 interception return
@ NY Giants, 11/13/0592 interception return
@ NY Giants, 11/25/0720 interception return

SHARPER'S INTERCEPTIONS (INCLUDING PLAYOFFS)

GAME	QB	INTs (Yds)
vs. Detroit, 11/2/97	Scott Mitchell	1 (50t)
vs. Buffalo, 12/20/97	Alex Van Pelt	1 (20t)
@ San Francisco, 1/3/99*	Steve Young	1 (0)
vs. Tampa Bay, 10/10/99	Trent Diller	1 (3)
@ San Diego, 10/24/99	Jim Harbaugh	1 (0)
vs. Chicago, 11/7/99	Jim Miller	1 (9)
@ NY Jets, 9/3/00	Vinny Testaverde	1 (29)
vs. Philadelphia, 9/17/00	Donovan McNabb	1 (7)
@ Arizona, 9/24/00	Jake Plummer	2 (0)
vs. Minnesota, 11/6/00	Daunte Culpepper	2 (22)
@ Chicago, 12/3/00	Shane Matthews	1 (4)
vs. Detroit, 12/10/00	Charlie Batch	1 (0)
@ Minnesota, 12/17/00	Daunte Culpepper	1 (47)
vs. Detroit, 9/9/01	Charlie Batch	2 (34)
vs. Baltimore, 10/14/01	Elvis Grbac	1 (6)
vs. Chicago, 12/9/01	Jim Miller	1 (14)
vs. Minnesota, 12/30/01	Spergon Wynn	1 (15)
@ NY Giants, 1/6/02	Kerry Collins	1 (9)
@ St. Louis, 1/20/02*	Kurt Warner	1 (0)
@ New Orleans, 9/15/02	Aaron Brooks	1 (44)
@ Detroit, 9/22/02	Joey Harrington	1 (0)
@ Chicago, 10/7/02	Jim Miller	1 (1)
@ Miami, 11/4/02	Ray Lucas	1 (89t)
@ Minnesota, 11/17/02	Daunte Culpepper	1 (14)
vs. Minnesota, 12/8/02	Daunte Culpepper	1 (66)
vs. Buffalo, 12/22/02	Drew Bledsoe	1 (19)
vs. Seattle, 10/5/03	Matt Hasselbeck	1 (19)
@ Tampa Bay, 11/16/03	Brad Johnson	1 (5)
vs. Chicago, 12/7/03	Kordell Stewart	1 (50)
@ San Diego, 12/14/03	Drew Brees	1 (9)
vs. Denver, 12/28/03	Danny Kanell	1 (0)
vs. Chicago, 9/19/04	Rex Grossman	1 (0)

SHARPER'S SACKS (INCLUDING PLAYOFFS)

GAME	QB	SACKS
@ Dallas, 11/14/99	Jason Garrett	1.0
@ Buffalo, 9/10/00	Rob Johnson	1.0
vs. Atlanta, 11/18/01	Chris Chandler	1.0
vs. Cleveland, 12/23/01	Tim Couch	1.0
vs. San Francisco, 1/13/02*	Jeff Garcia	1.0
@ Chicago, 9/29/03	Kordell Stewart	2.0
@ Philadelphia, 1/11/04*	Donovan McNabb	1.0
vs. Minnesota, 1/9/05*	Daunte Culpepper	0.5
@ San Francisco, 11/5/06	Alex Smith	1.0
Total		9.5

*playoffs



VISANTHE SHIANCOE TE / #81

HEIGHT 6-4 WEIGHT 250

ACQUIRED UFA (NYG) FOR 2007

DOB 6-18-80

NFL 6TH YEAR

COLLEGE MORGAN STATE

VIKINGS 2ND YEAR

GAMES/STARTS (regular season, playoffs) 2003 (16/7-NYG), 2004 (16/7-NYG), 2005 (16/5, 1/0-NYG), 2006 (16/4, 1/0-NYG), 2007 (16/15). Total-80/38, 2/0.

• Enjoyed career-best season with Vikings in 2007 after coming to team from NY Giants as a free agent.

• Caught Vikings longest pass of 2007, a 79-yard toss from WR Sidney Rice on a reverse pass vs. Oakland (11/18), also ranks as the longest catch by a TE in Vikings history and the longest by an NFL TE in 2007.

OFF THE FIELD Majored in information technology at Morgan State...Served as a professor at the Giants' Football 101 and Football 201 events for women...Will face his old Giants teammates in New York when the Vikings visit on 11/25.

PRO Established career-highs in receptions and yards in his debut with the Vikings in 2007...Helped pave the way for Rookie of the Year Adrian Peterson to rush for 1,341 yards and lead the NFC on the ground...Durable vet who has not missed a game in his 5 NFL seasons, playing in 80 regular season games and 2 playoff contests...Part of the Giants 2005 NFC East championship team...Giants advanced to the playoffs in 2005 and 2006...Helped RB Tiki Barber rush for over 1,200 yards in each of his 4 seasons in New York...Helped Barber rush for the top 3 single-season totals in team history and for 5 of the top 6 single-game rushing totals in the Giants record book...A 3rd-round pick (#91) by the Giants in 2002.

2007 Helped Vikings lead NFL in rushing and set team rushing record...Enjoyed best season of his career catching the ball with 27 receptions and his 323 yards ranked 4th on the team...Hauled in the longest catch by a Viking on the season with 79-yarder against Oakland (11/18) on a reverse pass from WR Sidney Rice...Set Vikings record with the longest catch by a TE on 79-yard reception against Raiders...Had the longest catch by a TE in the NFL in 2007 and ranked tied for 7th-longest in the NFL for the season...Caught 1st TD as a Viking on a 9-yard pass from Kelly Holcomb vs. Philadelphia (10/28).

2006 Had then-career-best 12 receptions while working primarily as a blocker...Hauled in season-long 16-yard pass vs. Washington (10/8)...Played in all 16 games and started 4 in the regular season...Helped Barber rush for 1,662 yards, the 2nd-best total in his career and Giants history...Paved the way for Barber to set the Giants single-game record with 234 rushing yards in the regular-season finale at Washington (12/31)...Helped Giants advance to the NFC Wild Card Playoff game at Philadelphia

2005 Played in all 16 and started 5 games for the NFC East champions...Had season-high 3 catches for 40 yards @ Washington (12/24)...Caught a pair of passes vs. Dallas (12/4) for 15 yards...Started games vs. Arizona (9/11), at San Francisco (11/6), vs. Philadelphia (11/20), at Philadelphia (12/11) and at Oakland (12/31)...Caught a

pass vs. Carolina (1/8/06) in NFC Wild Card Playoff game, his 1st career post-season action...Started game at Oakland (12/31) when Shockey was inactive and had a 16-yard catch.

2004 Started 7 games and played in all 16...Regular contributor on special teams and a regular in 2-TE formations...Caught 3rd TD of his career when he hauled in a 2-yard score from Eli Manning vs. Dallas (1/2/05)...Had a pair of catches for 14 yards vs. Detroit (10/24) and caught 2 passes in the regular-season finale vs. Dallas (1/2/05)...Caught a pass at Minnesota (10/31).

2003 Stepped into lineup as a rookie to start 7 games and play in all 16...Hauled in a pair of TDs on the season...Caught 1st career TD at New Orleans (12/14) and ended day with 3 receptions for 19 yards...Pulled down 2nd TD of his career on a 1-yard score from Jesse Palmer...Caught 3 passes for 20 yards at Dallas (12/21)...Caught 1st career pass on a 3-yard reception at New England (10/12)...Started 1st career game in the season opener vs. St. Louis (9/7)...Joined team as a 3rd-round draft choice, the 91st overall selection.

COLLEGE Was a standout TE with 52 catches for 1,001 yards and 11 TDs during his career at Morgan State...Ranked 2nd on team with 25 catches as a senior with a 20.4 yard average and 5 TDs.

PREP Multi-position talent at Blair High in Laurel, MD who played WR, QB and TE...Named to All-County team.



SHIANCOE'S NFL TOTALS

Year	GP/GS	No.	RECEIVING			
			Yds.	Avg.	Lg	TD
2003 (NYG) ...16/7	10	56	5.6	10	2	
2004 (NYG) ...16/7	5	25	5.0	9	1	
2005 (NYG) ...16/5	8	91	11.4	17	0	
Playoffs ...1/0	1	4	4.0	4	0	
2006 (NYG) ...16/4	12	81	6.8	16	0	
Playoffs ...1/0	1	4	4.0	4	0	
2007 (Minn) ...16/15	27	323	12.0	79	1	
Totals ...80/38	62	576	9.3	79	4	
Playoffs ...2/0	2	8	4.0	4	0	

SHIANCOE'S TOUCHDOWNS

Game	Play
@ New Orleans, 12/14/03	.4 pass from J. Palmer
vs. Carolina, 12/28/03	.1 pass from J. Palmer
vs. Dallas, 1/2/05	.2 pass from E. Manning
vs. Philadelphia, 10/28/07	.9 pass from K. Holcomb

SINGLE-GAME CAREER HIGHS

Receptions 5 .vs. Philadelphia, 10/28/07

Receiving Yards 94 .vs. Oakland, 11/18/07

Long Reception 79 .vs. Oakland, 11/18/07

TD Receptions 1 .vs. Carolina, 12/28/03; @ New Orleans, 12/14/03; vs. Dallas, 1/2/05; vs. Philadelphia, 10/28/07

SHIANCOE'S CAREER GAME-BY-GAME (*-starts)

2003	No.	Yards	Avg.	Lg	TD
10/12 @ New England	1	3	3.0	3	0
11/9 Atlanta	1	7	7.0	7	0
12/14 @ New Orleans*	3	19	6.3	10	1
12/21 @ Dallas*	3	20	6.7	8	0
12/28 Carolina*	2	7	3.5	6	1
Totals GP/GS: 16/7	10	56	5.6	10	2

2004	Opponent	No.	Yards	Avg.	Long	TD
10/24 Detroit*	2	14	7.0	9	0	
10/31 @ Minnesota	1	5	5.0	5	0	
1/2/06 Dallas	2	6	3.0	4	1	
Totals GP/GS: 16/7	5	25	5.0	9	1	

2005	Opponent	No.	Yards	Avg.	Long	TD
9/25 @ San Diego	1	5	5.0	5	0	
11/20 Philadelphia*	1	15	15.0	15	0	
12/11 @ Philadelphia*	2	15	7.5	15	0	
12/24 @ Washington	3	40	13.3	17	0	
12/31 @ Oakland*	1	16	16.0	16	0	
Totals GP/GS: 16/5	8	91	11.4	17	0	

PLAYOFFS

1/8/06 Carolina	1	4	4.0	4	0
-----------------	---	---	-----	---	---

2006	Opponent	No.	Yards	Avg.	Long	TD
9/17 @ Philadelphia	1	9	9.0	9	0	

9/24 @ Seattle	1	5	5.0	5	0
10/8 Washington	2	18	9.0	16	0
10/29 Tampa Bay	1	13	13.0	13	0
11/12 Chicago	2	4	2.0	2	0
12/3 Dallas	1	7	7.0	7	0
12/10 @ Carolina	1	9	9.0	9	0
12/17 Philadelphia	2	8	4.0	4	0
12/30 @ Washington*	1	8	8.0	8	0
Totals GP/GS: 16/4	12	81	6.8	16	0

PLAYOFFS

1/7/07 @ Philadelphia	1	4	4.0	4	0
-----------------------	---	---	-----	---	---

2007	Opponent	No.	Yards	Avg.	Long	TD
9/9 Atlanta*	2	18	9.0	10	0	
9/23 @ Kansas City*	3	51	17.0	25	0	
9/30 Green Bay*	4	38	9.5	15	0	
10/28 Philadelphia*	5	50	10.0	12	1	
11/4 San Diego*	2	14	7.0	8	0	
11/11 @ Green Bay	1	7	7.0	7	0	
11/18 Oakland*	2	94	47.0	79	0	
11/25 @ NY Giants*	1	13	13.0	13	0	
12/2 Detroit*	1	7	7.0	7	0	
12/9 @ San Francisco*	2	11	5.5	9	0	
12/23 Washington*	4	20	5.0	6	0	
Totals GP/GS: 16/15	27	323	12.0	79	1	

Vikings Committed to Youth Football

The Vikings youth football mission statement is to grow, support and promote youth football through fair play, health/wellness and academics. The impact can be seen at historic Parade Stadium in Minneapolis after a \$200,000 donation toward the installation of synthetic turf. In 2007 the Vikings hosted "NFL Unplugged" at Parade for more than 100 youth through the Minneapolis Park and Rec Board. The Vikings also hosted the 5th annual NFL Junior Player Development Camps (JPD). More than 400 kids attended free JPD camps at different sites coordinated by Vikings Pro Scout and Minneapolis native Jeff Robinson. JPD Camps are designed for kids age 12-14 to learn the fundamentals of tackle football. The Vikings have also started initiatives like the High School Coach of the Week program, recognizing the Vikings All-State Team, partnering with the Minnesota High School Football Coaches Association to bring youth camps to outstate communities and sponsoring USA Football Youth Coaching Schools to give youth coaches specialized instruction.



Historic Parade Stadium benefits from a new synthetic field.



JUSTIN SURRENCY WR / #85

HEIGHT 6-0 WEIGHT 182

ACQUIRED FA FOR 2007

DOB 1-9-85

NFL 1ST YEAR

COLLEGE NORTHERN IOWA

VIKINGS 1ST YEAR

GAMES/STARTS (regular season, playoffs) 2006 (0/0), 2007 (0/0). Total- 0/0.

- Local product attended Concordia Academy in St. Paul.
- Spent spring 2007 with Amsterdam Admirals of NFL Europa and 2007 training camp with the Vikings.

OFF THE FIELD Majored in communications/electronic media at UNI...Joins Matt Birk (Cretin-Derham Hall) and Thomas Tapeh (St. Paul Johnson) as St. Paul prepsters on the Vikings roster.

PRO Signed by Vikings in January 2008 and took part in offseason program...Spent 2007 training camp with the Vikings...Allocated to NFL Europa in spring 2007 where he played for Amsterdam Admirals...Entered the NFL as a rookie free agent with Seattle in 2006 during training camp.

2007 Signed by Vikings as a rookie free agent on 1/4/07...Allocated to Amsterdam of NFL Europa for final season of the league...Released by Vikings on 8/28.

2006 Signed by Seattle on 8/8 as a rookie free agent, spending time in training camp before his release on 9/2.

COLLEGE Helped team advance to I-AA national championship game against Appalachian State as a senior in 2005...Notched 2nd-Team All-Gateway Conference honors as a senior...Helped team advance to national championship game by forcing OT with a 2-point conversion catch with under 2:00 to play in the game...Led Northern Iowa with 47 catches, 663 yards and 7 TDs as a senior...Tabbed as a 2nd-Team All-Gateway Conference honoree as a junior and named 1st-Team Academic All-Conference...Led team in catches as a junior with 46..

PREP Attended Concordia Academy in St. Paul where he excelled in football, track and basketball...Named Tri-Valley Conference Player of the Year in football as a senior...All-State honoree as a WR and 2nd-Team as a DB.

Vikings Community Tour Reaches Outstate

The Vikings launched a new initiative in 2007 aimed at connecting with fans, community partners and local leaders throughout Minnesota with the introduction of You Made The Team Community Tours. The tours brought Vikings players, executives and representatives to fans across the state spreading the excitement of Vikings football while providing donations to local causes and spreading the word to youth about the importance of fitness and leading a healthy lifestyle.

The Community Tours kicked off during 2007 training camp and continued into 2008.

VIKINGS YOU MADE THE TEAM COMMUNITY TOUR 2007

Mankato, MN Zygi Wilf, Rick Spielman
 Willmar, MN Rick Spielman
 Red Wing, MN Zygi Wilf, Bob Lurtsema
 Rochester, MN Mewelde Moore, Paul Allen
 Fergus Falls, MN Mark Wilf, Pete Bercich
 Grand Rapids, MN Zygi Wilf, Bob Lurtsema
 St. Cloud, MN Bobby Wade, Greg Coleman

VIKINGS YOU MADE THE TEAM COMMUNITY TOUR 2008

Brainerd, MN Adrian Peterson, Zygi Wilf
 Moorhead, MN Jared Allen, Mark Wilf



Adrian Peterson was joined by Vikings Owner Zygi Wilf during a Vikings You Made The Team Community Tour stop in Brainerd. Peterson told students about the importance of leading a healthy, active lifestyle.





NAUFAHU TAHI

FB / #38

HEIGHT 6-0 WEIGHT 254

DOB 10-30-81

COLLEGE BRIGHAM YOUNG

ACQUIRED PS (CINN) FOR 2006

NFL 3RD YEAR

VIKINGS 2ND YEAR

GAMES/STARTS (regular season, playoffs) 2006 (0/0), 2007 (10/0). Total-10/0.

- Hard-nosed blocker who worked from practice squad in 2006 to the field in 2007.
- Spent 2000-03 out of football on a Mormon mission, returning to BYU for the 2003 season.

OFF THE FIELD Family are natives of Tonga, but he was born in California before moving to Utah as a child...Married to Alisa with children Maile and Lincoln...Was out of football from 2000-03 while serving a Mormon mission in Jacksonville, FL.

PRO Will look to compete for time at FB and on special teams in 2008...Signed by the Vikings off Cincinnati's practice squad on the same day veteran FB Tony Richardson was placed on injured reserve with a forearm fracture...Entered the NFL as an undrafted free agent with the Bengals and spent the opening 10 weeks of the 2006 season on their practice squad.

2007 Earned his way onto the field as a rugged contributor on special teams and as a FB...Played in 1st career game in season opener vs. Atlanta (9/9) and posted 1st stats with 2 carries in the game...Missed game at Dallas (10/21) with knee injury suffered at Chicago (10/14)...Set career-high with 4 carries and 10 yards vs. Oakland (11/18).

2006 Signed by the Vikings off Cincinnati's practice squad on 11/22/06 but did not suit up for any games...Inactive for games vs. Arizona (11/26), at Chicago (12/3), at Detroit (12/10), vs. N.Y. Jets (12/17), at Green Bay (12/21), and vs. St. Louis (12/31)...Originally

entered the NFL as a college free agent with the Bengals, signing on 5/5/06...Spent the opening 10 weeks of the 2006 season on the Bengals' practice squad...Went to training camp with Cincinnati and was released in final roster cuts on 9/2/06, then signed to the Bengals' practice squad on 9/4/06.

COLLEGE Helped pave the way for BYU backs throughout his collegiate career...Equally adept at rushing the ball and catching it out of the backfield...Had career-best 872 yards from scrimmage as a senior and scored 8 TDs, 6 rushing and 2 receiving...Best single game of his career came against Notre Dame as a senior when he had 136 yards from scrimmage with 63 on the ground and 73 through the air...Led team in rushing as a freshman with 445 yards on the ground...Went to BYU as a freshman in 1999 before leaving on a Mormon mission in Jacksonville, FL for 3 years...Returned to school from 2003-05 to complete his college football career.

PREP Attended Granger High in West Valley City, Utah...Named the *USA Today* Player of the Year for the state of Utah as a senior...Set a state record for rushing TDs...Ran for over 5,700 yards as a prep player.

TAHI'S NFL TOTALS


Year	GP/GS	RUSHING					RECEIVING				
		No.	Yds.	Avg.	Lg	TD	No.	Yds.	Avg.	Lg	TD
2006 (Minn)	0/0	0	0	0.0	0	0	0	0	0.0	0	0
2007 (Minn)	10/0	6	15	2.5	6	0	1	7	7.0	7	0

SINGLE-GAME CAREER HIGHS

- Rushing Attempts4 .vs. Oakland, 11/18/07
- Rushing Yards10 .vs. Oakland, 11/18/07
- Long Rush6 .vs. Oakland, 11/17/07
- Receptions1 .@ Detroit, 9/16/07
- Receiving Yards7 .@ Detroit, 9/16/07

TAHI'S CAREER GAME-BY-GAME (* Starts)

Year	MINNESOTA	Att.	RUSHING				RECEIVING				
			Yards	Avg.	Long	TD	No.	Yards	Avg.	Long	TD
9/9	Atlanta	2	5	2.5	3	0	0	0	0.0	0	0
9/16	@ Detroit	0	0	0.0	0	0	1	7	7.0	7	0
11/18	Oakland	4	10	2.5	6	0	0	0	0.0	0	0
Totals	GP/GS: 10/0	6	15	2.5	6	0	1	7	7.0	7	0



THOMAS TAPEH

FB / #44

HEIGHT 6-1 WEIGHT 243

DOB 3-28-80

COLLEGE MINNESOTA

ACQUIRED UFA (PHIL) FOR 2008

NFL 5TH YEAR

VIKINGS 1ST YEAR

GAMES/STARTS (regular season, playoffs) 2004 (7/0-Phil.), 2005 (PUP-Phil.), 2006 (16/8, 2/1-Phil.), 2007 (16/8-Phil.). **Total**-39/16, 2/1 (39/16, 2/1-Phil.).

- St. Paul Johnson High and the University of Minnesota star who returns to Minnesota with the Vikings in 2008.
- Played in Philadelphia when Head Coach Brad Childress was the Eagles offensive coordinator, helping team advance to Super Bowl XXXIX after the 2004 season.
- Native of Liberia, moved to United States with mother and 2 sisters when he was 9 years old.

OFF THE FIELD Owns a frozen treat company, Miami Ice, in south Florida...Aspires to be an entrepreneur following his football days...After moving to the United States, he helped learn English by watching cartoons, including 'Tails-pin' and 'Thundercats'...Received guidance as a youngster from high school counselor and junior high basketball coach that he still remains close with...Earned degree in family social sciences and youth studies...A devout Christian...Active with community outreach activities during his career...Younger brother, Tim Massaquoi, plays TE for the Buffalo Bills.

PRO Steps into the Vikings starting spot at FB for 2008 after holding the same job with Philadelphia in 2006 and 2007...Helped Eagles to Super Bowl XXXIX as a rookie in 2004...Philadelphia won NFC East in 2004 and 2006...Helped pave the way for Eagles RB Brian Westbrook to set career-high with 1,333 rushing yards...Opened holes for Westbrook to break the 100-yard mark 14 times in the past 2 seasons including play-offs...During his 2 seasons as a full-time starter in Philadelphia the Eagles ranked #2 and #6 in the NFL in total offense respectively in 2006 and 2007...After hip

injury that cost him the 2005 season he bounced back and has not missed a game in the past 2 seasons...Scored 1st NFL TD on a 12-yard pass from Donovan McNabb at Tampa Bay (10/22/06).

2007 Started 8 times and played in all 16 games...Helped Brian Westbrook earn trip to the Pro Bowl and set career-high with 1,333 rushing yards...Helped spring Westbrook for a career-best 148 yards rushing vs. Miami (11/18/07).

2006 Played in all 16 games with 8 starts for the NFC East champions and helped squad advance to the NFC Divisional Round before falling at New Orleans...Set career-highs with 16 catches...Scored 1st NFL TD on a 12-yard pass from Donovan McNabb at Tampa Bay (10/22)...Had career-high 8 special teams tackles...Started 1st career game in season opener at Houston (9/10)...Part of impressive Eagles turnaround during the season, starting 5-6 before going on a 5-game win streak to finish 10-6 and win NFC East.

2005 Sat out season with hip injury suffered in game during 2004 season...Placed on Eagles' Physically Unable to Perform/Reserve list on 8/30.

2004 Helped team advance to Super Bowl XXXIX after a 13-3 regular season and NFC East title...Saw action in 7 games as a rookie where he posted career-high 12 rushing attempts...Played in 1st NFL game vs. NY Giants (9/12) in season opener where he had 3 rushing attempts...Was injured in 15th game of season, at St. Louis (12/27) with dislocated hip after rushing for 13 yards and posting 15 yards receiving...Placed on injured reserve on 12/29.

COLLEGE Local product stayed in Twin Cities to attend University of Minnesota where he was key to the Golden Gophers top-notch rushing game...Helped Marion Barber and Laurence Maroney each break the 1,000-yard plateau in 2003...Left school ranked in the top 10 in Gopher rushing history with 1,958 yards...Was the lone Gopher drafted in 2004.

PREP Attended St. Paul Johnson High where he first start-



Go Gopher

Thomas Tapeh joined the Vikings early in the 2008 free agency period and returns home where he starred at St. Paul Johnson High School and the University of Minnesota. Tapeh is part of a recent run of Gopher running backs making an impact in the NFL.

GOLDEN GOPHER RBs DRAFTED SINCE 1990

PLAYER, TEAM	ROUND, YEAR
Laurence Maroney, New England	1st (#21), 2006
Marion Barber, Dallas	4th (#109), 2005
Thomas Tapeh, Philadelphia	5th (#162), 2004
Thomas Hamner, Philadelphia	6th (#171), 2000
Chris Darkins, Green Bay	4th (#123), 1996
Darrell Thompson, Green Bay	1st (#19), 1990

ed playing football...Named to the *USA Today* All-America 2nd Team as a senior...Named as Minnesota's Player of the Year as as senior...Earned All-Conference honors in

basketball and track.

TAPEH'S NFL TOTALS

Year	GP/GS	No.	RUSHING				TD	RECEIVING				
			Yds.	Avg.	Lg	No.		Yds.	Avg.	Lg	TD	
2004 (Phil)	7/0	12	42	3.5	10	0	2	15	7.5	13	0	
2005 (Phil)	...physically unable to perform											
2006 (Phil)	16/8	5	9	1.8	4	0	16	85	5.3	15	1	
Playoffs	2/1	0	0	0.0	0	0	2	3	1.5	5	0	
2007 (Phil)	16/8	5	18	3.6	11	0	8	50	6.3	9	0	
Totals	39/16	22	69	3.1	11	0	26	150	5.8	15	1	
Playoffs	2/1	0	0	0.0	0	0	2	3	1.5	5	0	

SINGLE-GAME CAREER HIGHS

Rushing Attempts4 .vs. Washington, 11/21/04
 Rushing Yards14 .vs. Washington, 11/21/04
 Long Rush11 .vs. Detroit, 9/23/07
 Receptions3 .vs. Washington, 9/17/07; vs. Atlanta, 12/31/06
 Receiving Yards24 .vs. Atlanta, 12/31/06
 Long Reception15 .vs. Atlanta, 12/31/06
 TD Reception1 .@ Tampa Bay, 10/22/06

TAPEH'S TOUCHDOWN

Game @ Tampa Bay, 10/22/0612 pass from D. McNabb

TAPEH'S CAREER GAME-BY-GAME (* Starts)

2004	PHILADELPHIA	Att.	RUSHING				No.	Yards	RECEIVING		
			Yards	Avg.	Long	TD			Avg.	Long	TD
9/12	NY Giants	3	3	1.0	2	0	0	0	0.0	0	0
11/21	Washington	4	14	3.5	9	0	0	0	0.0	0	0
11/28	@ NY Giants	3	12	4.0	6	0	0	0	0.0	0	0
12/27	@ St. Louis	2	13	6.5	10	0	2	15	7.5	13	0
Totals	GP/GS: 7/0	12	42	3.5	10	0	2	15	7.5	13	0

2006	PHILADELPHIA	Att.	RUSHING				No.	Yards	RECEIVING		
			Yards	Avg.	Long	TD			Avg.	Long	TD
9/10	@ Houston*	1	2	2.0	2	0	2	13	6.5	9	0
9/17	NY Giants	1	2	2.0	2	0	2	9	4.5	8	0
10/2	Green Bay	1	4	4.0	4	0	1	1	1.0	1	0
10/8	Dallas	1	0	0.0	0	0	1	-1	-1.0	-1	0
10/15	@ New Orleans	0	0	0.0	0	0	1	6	6.0	6	0
10/22	@ Tampa Bay	0	0	0.0	0	0	2	15	7.5	12	1
11/26	@ Indianapolis	0	0	0.0	0	0	1	1	1.0	1	0
12/4	Carolina	0	0	0.0	0	0	1	5	5.0	5	0
12/10	@ Washington*	0	0	0.0	0	0	1	4	4.0	4	0
12/17	@ NY Giants*	0	0	0.0	0	0	1	8	8.0	8	0
12/25	@ Dallas*	1	1	1.0	1	0	0	0	0.0	0	0
12/31	Atlanta	0	0	0.0	0	0	3	24	8.0	15	0
Totals	GP/GS: 16/8	5	9	1.8	4	0	16	85	5.3	15	1

PLAYOFFS

1/7/07	NY Giants*	0	0	0.0	0	0	1	5	5.0	5	0
1/13/07	@ New Orleans	0	0	0.0	0	0	1	-2	-2.0	-2	0
Totals	GP/GS: 2/1	0	0	0.0	0	0	2	3	1.5	5	0

2007	PHILADELPHIA	Att.	RUSHING				No.	Yards	RECEIVING		
			Yards	Avg.	Long	TD			Avg.	Long	TD
9/9	@ Green Bay*	1	4	4.0	4	0	0	0	0.0	0	0
9/17	Washington*	0	0	0.0	0	0	3	22	7.3	9	0
9/23	Detroit	3	14	4.7	11	0	0	0	0.0	0	0
10/28	@ Minnesota	0	0	0.0	0	0	1	3	3.0	3	0
11/18	Miami	0	0	0.0	0	0	1	8	8.0	8	0
12/9	NY Giants*	1	0	0.0	0	0	1	4	4.0	4	0
12/16	@ Dallas*	0	0	0.0	0	0	1	9	9.0	9	0
12/30	Buffalo*	0	0	0.0	0	0	1	4	4.0	4	0
Totals	GP/GS: 16/8	5	18	3.6	11	0	8	50	6.3	9	0



CHESTER TAYLOR RB / #29

HEIGHT 5-11 WEIGHT 213

ACQUIRED UFA (BAL) FOR 2007

DOB 9-22-79

NFL 7TH YEAR

COLLEGE TOLEDO

VIKINGS 3RD YEAR

GAMES/STARTS (regular season, playoffs) 2002 (15/2-Balt.), 2003 (16/1, 1/0-Balt.), 2004 (16/4-Balt.), 2005 (15/1-Balt.), 2006 (15/15), 2007 (14/8). **Total**-91/31, 1/0, (29/23-Minn., 62/8, 1/0-Balt.).

- Ran for the 5th-highest single-season total in Vikings history with 1,214 yards in 2006 and set a team record with 303 rushing attempts.
- Posted the longest play from scrimmage in Vikings history with a 95-yard TD run at Seattle (10/22/06) and the 3rd-longest play with an 84-yard TD run at San Francisco (12/9/07).
- His teams are 7-1 in the 8 career games he has run for 100+ yards in a game, including 6-0 as a Viking.

OFF THE FIELD Holds bachelor's degree in sports management from Toledo, graduating with his class in 2001...Visited the St. Paul Public Library and joined in the Youth Volunteer Service Awards...Earned \$5,000 donations to the University of Minnesota Children's Hospital after he was recognized as the **FedEx Ground Player of the Week** with 169 yards rushing and a team-record 95-yard run at Seattle (10/22/06) and vs. Oakland (11/18/07).

HONORS 2006 Vikings Offensive MVP as voted by teammates...FedEx Ground Player of the Week at Seattle (10/22/06) and vs. Oakland (11/18/07).

PRO Since joining the Vikings in 2006 he has broken the 100-yard mark 6 times and the Vikings are 6-0 in those games and twice with the Ravens going 1-1 in those games...Twice named **FedEx Ground Player of the Week**...Voted **2006 Vikings Offensive MVP** by teammates...Has the longest play from scrimmage in Vikings history with a 95-yard TD run at Seattle (10/22/06) and the 3rd-longest with an 84-yard TD burst at San Francisco (12/9/07)...Teamed with Adrian Peterson in 2007 to rush

for a Vikings-record 2,185 yards as a tandem...Joined Peterson to mark the 1st time in Vikings history that 2 different RBs rushed for 1,000 yards in consecutive seasons...Burst onto the scene with the Vikings in 2006 as a full-time starter for the 1st time in his career...Ran for 1,216 yards in 2006 to rank as the 5th-best single-season effort in team history...Set a Vikings record with 303 rushing attempts in 2006...Broke the 100-yard mark 4 times in 2006, marked by career-high 169 at Seattle (10/22/06)...Started 8 games for Baltimore from 2002-05, including 4 in 2004...Ranked 2nd on Ravens in rushing in 2004 and 2005.

2007 Teamed with RB Adrian Peterson to set the Vikings record for rushing yards by a duo with 2,185 yards (1,341 by Peterson, 844 by Taylor)...Helped Vikings lead the NFL in rushing with 2,634 team rushing yards, setting a new Vikings record...Combined with Peterson to break the 100-yard rushing mark 8 times during the season, tying a Vikings team record...Ran for a 5.4-yard average, the 3rd-best average in Vikings history...Helped the Vikings lead the NFL with 22 rushing TDs...Posted career-high 7 rushing TDs...Had season-high and 2nd-best day of his career with 164 rushing yards vs. Oakland (11/18), earning **FedEx Ground Player of the Week** honors for the performance...Matched a Vikings team record with 3 rushing TDs vs. Oakland (11/18)...Ran for 101 yards at San Francisco (12/9), including an 84-yard TD...Hauled in a career-long 50-yard pass at Green Bay (11/11).

Chester the Impresser

Chester Taylor joins only 12 other NFL backs in the past 2 seasons to run for over 2,000 yards and has made the most of his opportunities since coming to the Vikings as a free agent in 2006.

NFL LONGEST RUNS 2006-07 SEASONS	PLAYER, GAME	YARDS
	Chester Taylor, Minnesota at Seattle 10/22/06	951
	Warrick Dunn, Atlanta vs. NY Giants, 10/15/06	901
	Ahmad Bradshaw, NY Giants at Buffalo, 10/23/07	881
	LaDainian Tomlinson, San Diego vs. KC, 12/17/06	851
	Chester Taylor, Minnesota at SF, 12/9/07	841

2007 NFL RUSHING AVERAGE	PLAYER	AVG.
	Jerious Norwood, Atlanta	6.0 (103 att./613 yds)
	Adrian Peterson, Minnesota	5.6 (238 att./1341 yds)
	Fred Taylor, Jacksonville	5.4 (223 att./1202 yds)
	Chester Taylor, Minnesota	5.4 (157 att./844 yds)



In It For The Long Run

Chester Taylor burst into the upper echelon of NFL runners in 2006 with 1,216 yards and some of the top individual rushing marks in Vikings history.

TOP RUSHING MARKS IN VIKINGS HISTORY

PLAYER, SEASON	YARDS
Robert Smith, 2000	1,521
Adrian Peterson, 2007	1,341
Michael Bennett, 2002	1,296
Robert Smith, 1997	1,266
Chester Taylor, 2006	1,216
Terry Allen, 1992	1,201

LONGEST OFFENSIVE PLAYS IN VIKINGS HISTORY

PLAYER, GAME	YARDS
Chester Taylor, @ Seattle, 10/22/06	.95t run
Charley Ferguson, @ Chicago, 11/11/62	.89t catch
Michael Bennett, @ Tampa Bay, 11/3/02	.85t run
Qadry Ismail, vs. Detroit, 9/10/95	.85t catch
Gene Washington, vs. St. Louis, 10/8/67	.85t catch
Chester Taylor, @ San Francisco, 12/9/07	.84t run

VIKINGS RUSHING YARDS BY A TANDEM

PLAYERS	YARDS/SEASON
C. Taylor (844), A. Peterson (1,341)	2,185/2007
R. Smith (1,521), D. Culpepper (470)	1,991/2000

VIKINGS RUSHING AVERAGE IN A SEASON

PLAYER	AVG.
Adrian Peterson, 2007	5.6
Robert Smith, 1997	5.5
Chester Taylor, 2007	5.4

2006 Had most prolific season of his career and the 5th-best single-season rushing mark in Vikings history with 1,216 yards on the ground...Set Vikings record with 303 rushing attempts...Became the 1st Vikings free agent RB to rush for 1,000+ yards in team history and joined only Arizona's Edgerrin James as RBs in 2006 to rush for 1,000 yards with a new team...Set new Vikings record with 9 games on the season with 20+ carries...Set new Vikings record with a 95-yard TD run at Seattle (10/22), the longest run and the longest play from scrimmage in team history and matched the 9th-longest run in NFL history...Named **FedEx Ground Player of the Week** for performance at Seattle (10/22) and ran for career-high 169 rushing yards to tie for the 6th-highest total in team history...Broke the 100-yard mark 4 times during the season and the Vikings won all 4 games...Had 1st 100-yard day as a Viking in his 1st career game in front of the Metrodome home crowd vs. Carolina (9/17) with 113 yards on 24 carries...Ran for back-to-back 100-yard days vs. Detroit (10/8) with 123 yards on 26 carries and 169 yards on 26 carries at Seattle (10/22)...Had final 100-yard game of the season vs. Arizona (11/25) with 136 yards on 27 carries...Fell just shy of another 100-yard game when he was held to 99 yards on 17 carries at Chicago (12/3), making him 1 of 3 RBs in the regular season to go for 90+ yards against the NFC Champions on their home field...Scored career-high 2 rushing TDs at Miami (11/19)...Set new career-high with 42 receptions on the season...Caught career-high 8 passes at San Francisco (11/5)...Missed lone game of the season at Detroit (12/10), missing the chance to play his hometown team with a rib injury...Signed by the Vikings on the opening weekend of the 2006 free agency period joining LB Ben Leber (San Diego) and K Ryan Longwell (Green Bay) and extending an offer sheet to G Steve Hutchinson (Seattle).

2005 Had career-best 41 receptions, the 4th-most among

AFC RBs on the season...Ranked 6th on team with 13 special teams tackles...Had most productive game of the season vs. Pittsburgh (11/20) in 16-13 OT win over eventual Super Bowl XL champions, amassing 186 all-purpose yards and was recognized by team with the offensive game ball...Started lone game of the season at Denver (12/11), carrying 20 times for 59 yards and catching 3 passes for 14 yards against the eventual AFC runner-up Broncos...Rattled off career-long 52-yard run vs. Cleveland (10/16) on a day he added 92 rushing yards off the bench...Played his final home game as a Raven vs. Minnesota (12/25), facing his future team on ESPN's Sunday Night Football on Christmas Night, rushing for 15 yards, catching 3 passes for 49 yards and returning 5 kick-offs...Tied career-high with 5 catches at Pittsburgh (10/31) on Monday Night Football and scored lone TD of the season on a 13-yard pass from Anthony Wright.

2004 Started career-high 4 games and had career-high 714 rushing yards, averaging 4.5 yards per carry...Notched back-to-back 100-yard rushing games, the 1st of his career, vs. Cincinnati (12/5) and vs. NY Giants (12/12)...Rumbled for career-best 139 yards vs. Cincinnati (12/5) and posted 104 vs. NY Giants (12/12)...Ran for season-long 47-yarder vs. Cincinnati (12/5)...Scored a pair of rushing TDs on the season, scoring on 1-yard runs vs. Dallas (11/21) and vs. Cincinnati (12/5)...Started vs. Buffalo (10/24), at Philadelphia (10/31), at New England (11/28) and vs. Cincinnati (12/5)...Averaged 91.7 yards per game rushing in his 4 starts on the season.

2003 Started once, at FB, and played in all 16 regular season games along with seeing 1st playoff action of his career, playing vs. Tennessee (1/3/04) in AFC Wild Card action...Scored opening 2 rushing TDs of his career...Scored 1st rushing TD at Cincinnati (10/19) on a 2-yard run and followed it with a 29-yard rush vs. Jacksonville (11/2)...Started at Oakland (12/14) at FB.

2002 Played in 15 games...The 16th RB taken in the draft...Started 1st career game vs. Tennessee (11/24) and opened the game at Houston (12/15)...Scored a pair of TDs on passes from Jeff Blake, notching his 1st at Houston (12/15) on an 11-yard pass and the other at Pittsburgh (12/29) on a 20-yard strike...Had career-best 128 kickoff returns on 5 returns vs. New Orleans (12/8)...Played in 1st career NFL game in season opener at Carolina (9/8)...Posted 1st career stats vs. Tampa Bay (9/15)...Selected in the 6th round (#207).

COLLEGE Finished career as the runner-up for Mid-America Conference Player of the Year as a senior, finishing behind future Jacksonville QB Byron Leftwich...Ran for over 1,000 yards in each of his final 3 seasons, including career-best 1,492 yards as a senior...The MVP of the North team in the Hula Bowl...Earned 1st-Team All-MAC honors as a junior and senior.

PREP Named to *Detroit News* and *Detroit Free Press* Dream Teams as a senior at River Rouge (MI) High...Had standout junior season when he ran for 1,180 yards.

TAYLOR'S NFL TOTALS

Year	GP/GS	No.	RUSHING				TD	RECEIVING				
			Yds.	Avg.	Lg	No.		Yds.	Avg.	Lg	TD	
2002 (Balt) . . .	15/2	33	122	3.7	17	0	14	129	9.2	20	2	
2003 (Balt) . . .	16/1	63	276	4.4	32	2	20	132	6.6	23	0	
2004 (Balt) . . .	16/4	160	714	4.5	47	2	30	184	6.1	23	0	
<i>Playoffs</i>	1/0	2	19	9.5	16	0	0	0	0.0	0	0	
2005 (Balt) . . .	15/1	117	487	4.2	52	0	41	292	7.1	20	1	
2006 (Minn) . . .	15/15	303	1,216	4.0	95	6	42	288	6.9	24	0	
2007 (Minn) . . .	14/8	157	844	5.4	84	7	29	281	9.7	50	0	
Totals	91/31	833	3,659	4.4	95	17	176	1,306	7.4	50	3	

KICKOFF RETURNS

Year	No.	Yds.	Avg.	Lg	TD
2002	10	236	23.6	54	0
2003	23	448	19.5	29	0
2005	12	253	21.1	45	0
Totals	45	937	20.8	54	0

SINGLE-GAME CAREER HIGHS

Rushing Yards	169	@ Seattle, 10/22/06
Rushing Attempts	31	@ Washington, 9/11/06
Long Rush	95	@ Seattle, 10/22/06
Receptions	8	@ San Francisco, 11/5/06
Receiving Yards	59	@ Green Bay, 11/11/07
Long Reception	50	@ Green Bay, 11/11/07
Pass Attempt	1	vs. Detroit, 12/2/07
Kickoff Returns	5	last vs. Minnesota, 12/25/05
Kickoff Return Yards	128	vs. New Orleans, 12/8/02
Long Kickoff Return	54	@ Pittsburgh, 12/29/02

TAYLOR'S TOUCHDOWNS

Game	Play
@ Houston, 12/15/0211 pass from J. Blake
@ Pittsburgh, 12/29/0220 pass from J. Blake
@ Cincinnati, 10/19/032 run
vs. Jacksonville, 11/2/0329 run
vs. Dallas, 11/21/041 run
vs. Cincinnati, 12/5/041 run
@ Pittsburgh, 10/31/0513 pass from A. Wright
@ Washington, 9/11/064 run
@ Seattle, 10/22/0695 run
@ Miami, 11/19/06 (2)1 run, 1 run
vs. Arizona, 11/26/061 run
vs. St. Louis, 12/31/061 run
vs. San Diego, 11/4/072 run
vs. Oakland, 11/18/0710 run, 38 run, 6 run
@ NY Giants, 11/25/078 run
vs. Detroit, 12/2/072 run
@ San Francisco, 12/9/0784 run
Total	20

TAYLOR'S CAREER GAME-BY-GAME (*-starts)

2002	Opponent	Att.	RUSHING				TD	RECEIVING				
			Yards	Avg.	Long	No.		Yards	Avg.	Long	TD	
9/8	@ Carolina	0	0	0.0	0	0	0	0	0.0	0	0	
9/15	Tampa Bay	2	2	1.0	1	0	0	0	0.0	0	0	
10/6	@ Cleveland	3	7	2.3	4	0	1	5	5.0	5	0	
10/13	@ Indianapolis	2	1	0.5	1	0	0	0	0.0	0	0	
10/20	Jacksonville	1	1	1.0	1	0	0	0	0.0	0	0	
10/27	Pittsburgh	2	8	4.0	6	0	1	5	5.0	5	0	
11/3	@ Atlanta	1	17	17.0	17	0	0	0	0.0	0	0	
11/10	Cincinnati	5	25	5.0	14	0	0	0	0.0	0	0	
11/17	@ Miami	1	3	3.0	3	0	3	5	1.7	4	0	
11/24	Tennessee*	4	10	2.5	7	0	2	19	9.5	10	0	
12/1	@ Cincinnati	2	9	4.5	6	0	1	16	16.0	16	0	
12/8	New Orleans	2	8	4.0	5	0	1	19	19.0	19	0	
12/15	@ Houston*	2	4	2.0	3	0	3	40	13.3	15	1	
12/22	Cleveland	1	10	10.0	10	0	1	0	0.0	0	0	
12/29	@ Pittsburgh	5	17	3.4	5	0	1	20	20.0	20	1	
Totals	GP/GS: 15/2	33	122	3.7	17	0	14	129	9.2	20	2	

2003	Opponent	Att.	RUSHING				TD	RECEIVING				
			Yards	Avg.	Long	No.		Yards	Avg.	Long	TD	
9/7	@ Pittsburgh	1	-1	-1.0	-1	0	3	10	3.3	7	0	
9/14	Cleveland	5	8	1.6	5	0	1	3	3.0	3	0	
9/21	@ San Diego	3	12	4.0	7	0	0	0	0.0	0	0	
9/28	Kansas City	5	47	9.4	32	0	1	8	8.0	8	0	
10/12	@ Arizona	10	45	4.5	14	0	3	25	8.3	10	0	
10/19	@ Cincinnati	5	10	2.0	6	1	0	0	0.0	0	0	
10/26	Denver	2	6	3.0	4	0	2	10	5.0	8	0	

11/2	Jacksonville2	33	16.5	29†	1	0	0	0.0	0	0
11/9	@ St. Louis4	18	4.5	6	0	3	10	3.3	7	0
11/16	@ Miami4	19	4.8	6	0	3	24	8.0	13	0
11/23	Seattle3	-1	-0.3	3	0	0	0	0.0	0	0
11/30	San Francisco1	-1	-1.0	-1	0	1	13	13.0	13	0
12/7	Cincinnati6	26	4.3	11	0	0	0	0.0	0	0
12/14	@ Oakland*3	24	8.0	15	0	0	0	0.0	0	0
12/21	@ Cleveland7	22	3.1	14	0	1	23	23.0	23	0
12/28	Pittsburgh2	9	4.5	9	0	2	6	3.0	4	0
Totals	GP/GS: 16/1	63	276	4.4	32	2	20	132	6.6	23	0

PLAYOFFS

1/3/04	Tennessee (WC)0	0	0.0	0	0	2	19	9.5	16	0
--------	----------------	--------	---	-----	---	---	---	----	-----	----	---

2004	Opponent	Att.	Yards	Avg.	Long	TD	No.	Yards	Avg.	Long	TD
9/12	@ Cleveland3	14	4.7	6	0	0	0	0.0	0	0
9/19	Pittsburgh9	76	8.4	35	0	0	0	0.0	0	0
9/26	@ Cincinnati8	27	3.4	11	0	1	-7	-7.0	-7	0
10/4	Kansas City1	4	4.0	4	0	2	9	4.5	8	0
10/10	@ Washington7	43	6.1	16	0	0	0	0.0	0	0
10/24	Buffalo*21	89	4.2	15	0	2	11	5.5	7	0
10/31	@ Philadelphia*18	78	4.3	13	0	4	18	4.5	10	0
11/7	Cleveland2	6	3.0	3	0	0	0	0.0	0	0
11/14	@ NY Jets0	0	0.0	0	0	1	23	23.0	23	0
11/21	Dallas15	33	2.2	9	1	4	18	4.5	10	0
11/28	@ New England*16	61	3.8	8	0	5	24	4.8	12	0
12/5	Cincinnati*23	139	6.0	47	1	3	25	8.3	13	0
12/12	NY Giants25	104	4.2	19	0	4	27	6.8	11	0
12/19	@ Indianapolis7	22	3.1	9	0	2	20	10.0	11	0
12/26	@ Pittsburgh3	17	5.7	12	0	2	16	8.0	11	0
1/2/05	Miami2	1	0.5	1	0	0	0	0.0	0	0
Totals	GP/GS: 16/4	160	714	4.5	47	2	30	184	6.1	23	0

2005	Opponent	Att.	Yards	Avg.	Long	TD	No.	Yards	Avg.	Long	TD
9/11	Indianapolis4	27	6.8	23	0	2	22	11.0	11	0
9/18	@ Tennessee3	5	1.7	7	0	3	21	7.0	10	0
10/2	NY Jets11	32	2.9	9	0	2	24	12.0	20	0
10/9	@ Detroit9	46	5.1	14	0	4	24	6.0	18	0
10/16	Cleveland8	92	11.5	52	0	4	8	2.0	3	0
10/23	@ Chicago2	21	10.5	14	0	1	1	1.0	1	0
10/31	@ Pittsburgh8	9	1.1	7	0	5	55	11.0	16	1
11/6	Cincinnati3	9	3.0	4	0	5	26	5.2	15	0
11/13	@ Jacksonville0	0	0.0	0	0	0	0	0.0	0	0
11/20	Pittsburgh19	59	3.1	14	0	4	26	6.5	14	0
12/4	Houston11	40	3.6	11	0	1	6	6.0	6	0
12/11	@ Denver*20	59	3.0	14	0	3	14	4.7	8	0
12/19	Green Bay6	37	6.2	15	0	0	0	0.0	0	0
12/25	Minnesota5	15	3.0	6	0	3	49	16.3	19	0
1/1/06	@ Cleveland8	36	4.5	12	0	4	16	4.0	8	0
Totals	GP/GS: 15/1	117	487	4.2	52	0	41	292	7.1	20	1

2006	Opponent	Att.	Yards	Avg.	Long	TD	No.	Yards	Avg.	Long	TD
9/11	@ Washington*31	88	2.8	10	1	3	43	14.3	24	0
9/17	Carolina*24	113	4.7	33	0	3	15	5.0	9	0
9/24	Chicago*20	74	3.7	33	0	3	15	5.0	5	0
10/1	@ Buffalo*10	23	2.3	11	0	3	14	4.7	10	0
10/8	Detroit*26	123	4.7	28	0	5	31	6.2	8	0
10/22	@ Seattle*26	169	6.5	95†	1	4	19	4.8	11	0
10/30	New England*10	22	2.2	6	0	3	27	9.0	20	0
11/5	@ San Francisco*26	96	3.7	11	0	8	45	5.6	13	0
11/12	Green Bay*20	75	3.8	11	0	2	20	10.0	15	0
11/19	@ Miami*28	80	2.9	10	2	0	0	0.0	0	0
11/26	Arizona*27	136	5.0	28	1	3	35	11.7	15	0
12/3	@ Chicago*17	99	5.8	42	0	1	2	2.0	2	0
12/10	@ Detroit	INACTIVE								
12/17	NY Jets*11	38	3.5	13	0	0	0	0.0	0	0
12/21	@ Green Bay*15	49	3.3	11	0	3	18	6.0	9	0

12/31	St. Louis*12	31	2.6	16	1	1	4	4.0	4	0
Totals	GP/GS: 15/15	303	1,216	4.0	95t	6	42	288	6.9	24	0

2007	MINNESOTA	Att.	Yards	Avg.	Long	TD	No.	Yards	Avg.	Long	TD
9/9	Atlanta*3	18	6.0	14	0	1	3	3.0	3	0
9/16	@ Detroit	INACTIVE								
9/23	@ Kansas City	INACTIVE								
9/30	Green Bay*8	40	5.0	37	0	1	11	11.0	11	0
10/14	@ Chicago*22	83	3.8	14	0	0	0	0.0	0	0
10/21	@ Dallas*10	47	4.7	16	0	3	19	6.3	9	0
10/28	Philadelphia6	19	3.2	9	0	1	18	18.0	18	0
11/4	San Diego9	60	6.7	34	1	2	23	11.5	16	0
11/11	@ Green Bay3	37	12.3	23	0	2	59	29.5	50	0
11/18	Oakland*22	164	7.5	38t	3	3	38	12.7	15	0
11/25	@ NY Giants*31	77	2.5	13	1	2	12	6.0	11	0
12/2	Detroit14	70	5.0	15	1	2	17	8.5	10	0
12/9	@ San Francisco*8	101	12.6	84t	1	3	23	7.7	10	0
12/17	Chicago5	31	6.2	10	0	1	7	7.0	7	0
12/23	Washington6	14	2.3	6	0	5	42	8.4	14	0
12/30	@ Denver*10	83	8.3	24	0	3	9	9.0	10	0
Totals	GP/GS: 14/8	157	844	5.4	84t	7	29	281	9.7	50	0

**TAYLOR VS. THE NATIONAL FOOTBALL LEAGUE
VS. THE AMERICAN FOOTBALL CONFERENCE**

TEAM	RUSHING						RECEIVING				
	Gms.	Att.	Yards	Avg.	Long	TD	No.	Yards	Avg.	Long	TD
Baltimore										
Buffalo2	31	112	3.6	15	0	5	25	5.0	10	0
Cincinnati7	52	245	4.7	47	2	10	60	6.0	16	0
Cleveland8	37	195	5.3	52	0	12	55	4.6	23	0
Denver3	32	148	4.6	24	0	8	33	4.1	10	0
Houston2	13	44	3.4	11	0	4	46	11.5	15	1
Indianapolis3	13	50	3.8	23	0	4	42	10.5	11	0
Jacksonville3	3	34	11.3	29	1	0	0	0.0	0	0
Kansas City2	6	51	8.5	32	0	3	17	5.7	8	0
Miami4	35	103	2.9	10	2	6	29	4.8	13	0
New England2	26	83	3.2	8	0	8	51	6.4	20	0
NY Jets3	22	70	3.2	13	0	3	47	15.7	23	0
Oakland2	25	188	7.5	38t	3	3	38	12.7	15	0
Pittsburgh8	49	194	4.0	35	0	18	138	7.7	20	2
San Diego2	12	72	6.0	34	1	2	23	11.5	16	0
Tennessee3	7	15	2.1	7	0	7	59	8.4	16	0

VS. THE NATIONAL FOOTBALL CONFERENCE

TEAM	Gms.	Att.	Yards	Avg.	Long	TD	No.	Yards	Avg.	Long	TD
Arizona2	37	181	4.9	28	1	6	60	10.0	15	0
Atlanta2	4	35	8.8	17	0	1	3	3.0	3	0
Carolina2	24	113	4.7	33	0	3	15	5.0	9	0
Chicago5	66	308	4.7	42	0	6	25	4.2	7	0
Dallas2	25	80	3.2	16	1	7	37	5.3	9	0
Detroit3	49	239	4.9	28	1	11	72	6.5	18	0
Green Bay5	52	238	4.6	37	0	8	108	13.5	50	0
Minnesota1	5	15	3.0	6	0	3	49	16.3	19	0
New Orleans1	2	8	4.0	5	0	1	19	19.0	19	0
NY Giants2	56	181	3.2	19	1	6	39	6.5	11	0
Philadelphia2	24	97	4.0	13	0	5	36	7.2	18	0
San Francisco3	35	196	5.6	84t	1	12	81	6.7	13	0
Seattle2	29	168	5.8	95t	1	4	19	4.8	11	0
St. Louis2	16	49	3.1	16	1	4	14	3.5	7	0
Tampa Bay1	2	2	1.0	1	0	0	0	0.0	0	0
Washington3	48	214	4.5	24	1	6	52	8.7	24	0

TAYLOR ON MONDAY NIGHT FOOTBALL

RUSHING						RECEIVING				
Opponent	Att.	Yards	Avg.	Long	TD	No.	Yards	Avg.	Long	TD
10/4/04 Kansas City	1	4	4.0	4	0	2	9	4.5	8	0
10/31/05 @ Pittsburgh	8	9	1.1	7	0	5	55	11.0	16	1
12/19/05 Green Bay	6	37	6.2	15	0	0	0	0.0	0	0
9/11/06 @ Washington	31	88	2.8	10	1	3	43	14.3	24	0
10/30/06 New England	10	22	2.2	6	0	3	27	9.0	20	0
12/17/07 Chicago	5	31	6.2	10	0	1	7	7.0	7	0
Total	61	191	3.1	15	1	14	141	10.1	24	1

TAYLOR ON SUNDAY NIGHT FOOTBALL

RUSHING						RECEIVING				
Opponent	Att.	Yards	Avg.	Long	TD	No.	Yards	Avg.	Long	TD
10/6/02 @ Cleveland	3	7	2.3	4	0	1	5	5.0	5	0
11/9/03 @ St. Louis	4	18	4.5	6	0	3	10	3.3	7	0
12/28/03 Pittsburgh	2	9	4.5	9	0	2	6	3.0	4	0
10/10/04 @ Washington	7	43	6.1	16	0	0	0	0.0	0	0
11/7/04 Cleveland	2	6	3.0	3	0	0	0	0.0	0	0
12/19/04 @ Indianapolis	7	22	3.1	9	0	2	20	10.0	11	0
9/11/05 Indianapolis	4	27	6.8	23	0	2	22	11.0	11	0
12/25/05 Minnesota	5	15	3.0	6	0	3	49	16.3	19	0
12/23/07 Washington	6	14	2.3	6	0	5	42	8.4	14	0
Total	40	161	4.0	23	0	18	154	8.6	19	0



Chester Taylor and teammates started a new tradition in 2007, welcoming special guests and families to the Saturday morning practice at Winter Park.



KENECHI UDEZE DE / #95

HEIGHT 6-3 WEIGHT 281

ACQUIRED D1 (#20) FOR 2004

DOB 3-5-83

NFL 5TH YEAR

COLLEGE SOUTHERN CALIFORNIA

VIKINGS 5TH YEAR

GAMES/STARTS (regular season, playoffs) 2004 (16/15, 2/0), 2005 (3/2), 2006 (16/15), 2007 (16/15). **Total**-51/47, 2/0.

- Will spend 2008 season on Vikings' Reserve/Non-Football Illness list.
- His ability to play the run is a huge part of the Vikings defense ranking #1 in the NFL in rushing defense in 2006 and 2007.
- Tied for 2007 Vikings lead in sacks and ranked 2nd on team with 30 QB hurries.

OFF THE FIELD Is one of the most active Vikings in the community by adopting Bancroft School in Minneapolis and supporting the school's reading program with visits and providing numerous game tickets as incentives to the kids...Takes part in youth mentoring and working with students at the elementary school in Los Angeles where his mother is a teacher...Comes from family of educators as sister is a teacher in Atlanta...Participated in the Vikings High School Coach of the Week program at Minneapolis South High School...Made appearance with 2004 inductee and fellow DE Carl Eller at the Pro Football Hall of Fame in May 2005 as part of the Hall's Best of Yesterday and Today series that features alumni stars and present players from a franchise...Older brother, Thomas Barnes, attended the University of St. Thomas and law school at the University of Minnesota...Younger brother, Echezona, attended Carleton College in Northfield, MN...Kenechi means "God's love will always be with me" in Nigerian...Has a collection of antique and replica swords...Majored in sociology at USC...Married to Terrica, the couple has a daughter, Bailey, born during the 2007 season.

PRO Key part of the Vikings ranking #1 in the NFL in rush defense in 2006 and 2007...Helped Vikings defense climb to #8 overall in NFL in 2006...Helped the defense hold opponents to 985 rushing yards in '06, a team record and the 2nd-lowest total in the NFL since the 1970 merger...Spent most of the 2005 season on injured reserve following season-ending knee surgery after 3 games...Made immediate impact during his rookie season by starting 15 games, which ranks 2nd in team history by a rookie DE, trailing only Kevin Williams...Finished tied for 3rd among all NFL rookies in '04 with 5.0 sacks (behind only Kansas City's Jared Allen-9.0, New Orleans' Will Smith-7.5)...Was the first USC player selected by Vikings in 1st round (20th) since Joey Browner (19th) in 1983...Joins Browner, Steve Riley (1974) and Ron Yary (1968) as USC players drafted in the 1st round by the Vikings.

2007 Keyed the Vikings defense as it ranked #1 in the NFL against the run for the 2nd straight season, allowing only 3.1 yards per rush and 74.1 yards per game...Tied for Vikings lead in sacks and ranked 2nd on team with 30 QB hurries...Set career-high with 53 tackles...Posted 1st career fumble return yards, rumbling 37 yards with a Jon

Kitna fumble vs. Detroit (12/2), ending game with forced fumble, fumble recovery and career-high 2 passes defended in a game played 4 days after his daughter was born...Notched career-high 10 tackles in season finale at Denver (12/30)...Opened the season with sacks in back-to-back games vs. Atlanta (9/9) and at Detroit (9/16)...Had a sack and forced fumble at Dallas (10/21).

2006 Helped Vikings defense rank #1 in the NFL against the run, setting a team record with only 985 yards allowed on the ground...Matched career-high with 15 starts...Led team with a career-high 13 tackles for loss and ranked 2nd on the team with 41 QB hurries...Posted season-high 5 tackles and 3 QB hurries vs. Carolina (9/17)...Recorded career-high 2 tackles for loss along with 3 QB hurries vs. Detroit (10/8)...Matched career-high with 2 tackles for loss in the next game at Seattle (10/22) and added 3 QB hurries...Posted 2 tackles for loss again and 3 tackles at San Francisco (11/5)...Recorded a career-high 5 QB hurries along with 4 tackles at Miami (11/19)...Matched career best again with 2 tackles for loss and 3 tackles at Detroit (12/10)...Matched season-high with 5 tackles, 2 tackles for loss, and 3 QB hurries vs. N.Y. Jets (12/17)...Tied his season high with 5 QB hurries at Green Bay (12/21).

2005 Started at LDE in season opener vs. Tampa Bay and matched his career high with 6 tackles and added a pair of QB hurries...Posted 1st sack of the season vs. New Orleans (9/25) when he brought down Aaron Brooks and recorded 3 tackles...Inactive for game at Atlanta (10/2), the 1st game of his career he missed due to injury...Was then placed on IR on 10/10 following knee surgery, ending his season.

2004 His 5.0 sacks were 3rd-best on the team and tied for 3rd-best among all NFL rookies...Led the team with 21 QB hurries...Became only the 4th Vikings rookie DE to start the season opener vs. Dallas (9/12), joining Carl Eller



Kenechi Udeze joined teammates during a visit to Bancroft School in St. Paul during the 2007 season.



in 1964, Al Noga in 1988, and Williams in 2003...Started in Monday Night Football debut at Philadelphia (9/20) and posted his 1st career sack when he caught Donovan McNabb...Forced a fumble on a sack of Byron Leftwich vs. Jacksonville (11/28) that was returned 77 yards for a TD by Kevin Williams to clinch a Vikings' 27-16 win and tied his season-high with 6 tackles...Had 6 tackles at Houston (10/10) to set season-high...Posted a sack on Saints' QB Aaron Brooks at New Orleans (10/17)...Recorded a sea-

son-high 3 QB hurries vs. Tennessee (10/24)...Posted a sack vs. NY Giants (10/31) on Kurt Warner...Sacked Joey Harrington at Detroit (12/19) for his 5th sack of the season...Recovered a Patrick Ramsey fumble at Washington (1/2/05) following a sack by Williams...Played in Wild Card game and Divisional Playoff game.

COLLEGE Consensus All-America choice as a junior when he was named National Defensive Player of the Year by *NFL Draft Report* and Pigskin Club of Washington DC...Tied for NCAA lead in 2003 with 16.5 sacks...The 1st USC defensive lineman to earn All-America honors since Tim Ryan in 1989...Helped USC to a shared national championship, earning the #1 rank in the final Associated Press poll after the Rose Bowl victory over Michigan...Part of remarkable USC turnaround under former Vikings assistant coach Pete Carroll that culminated with national title...Earned 1st-team All-Pac-10 honors as a junior and was named USC's Defensive Lineman of the Year as a junior and as a sophomore...Named to Freshman All-America 2nd-team and Freshman All-Pac-10 team by *The Sporting News*...Redshirted as a true freshman in 2000.

PREP Standout 2-way lineman at Verbum Dei High in Los Angeles...Named All-Camino Real League Defensive MVP...Honored as a SuperPrep All-America, Prep Star All-Western and Tom Lemming All-West team member...Earned spot on Cal-Hi Sports All-State Small Schools 1st team...Notched 13 sacks as a senior and 14 as a junior...Competed in shot put.

UDEZE'S NFL TOTALS

Year	GP/GS	Solo	Asst.	Total	Sacks	INTs	PBU	TFL	QBH	FF/FR
2004 (Minn)16/15	28	14	42	5.0	0	0	1.0	21	1/1
Playoffs2/0	2	1	3	0.0	0	0	1.0	0	0/0
2005 (Minn)3/2	5	4	9	1.0	0	0	0.0	3	0/0
2006 (Minn)16/15	30	15	45	0.0	0	0	13.0	41	0/1
2007 (Minn)16/15	33	20	53	5.0	0	2	5.0	30	2/1
Totals51/47	96	53	149	11.0	0	2	19.0	95	3/3

SINGLE-GAME CAREER HIGHS

- Tackles10 . . . @ Denver, 12/30/07
- Sacks1.0 . . .11 times, last vs. Chicago, 12/17/07
- Tackle For Loss2.0 . . .5 times, last vs. NY Jets, 12/17/06
- QB Hurries5 . . . @ Miami, 11/19/06; @ Green Bay, 12/21/06
- Passes Defensed2 . . .vs. Detroit, 12/2/07
- Fumble Recovery1 . . . @ Washington, 1/2/05; vs. Detroit, 12/2/07
- Fumble Recovery Yds.37 . . .vs. Detroit, 12/2/07
- Forced Fumble1 . . .vs. Jacksonville, 11/28/04; @ Dallas, 10/21/07; vs. Detroit, 12/2/07

UDEZE'S SACKS

GAME	QB	SACK
@ Philadelphia, 9/20/04	Donovan McNabb1.0
@ New Orleans, 10/17/04	Aaron Brooks1.0
vs. NY Giants, 10/31/04	Kurt Warner1.0
vs. Jacksonville, 11/28/04	Byron Leftwich1.0
@ Detroit, 12/19/04	Joey Harrington1.0
vs. New Orleans, 9/25/05	Aaron Brooks1.0
vs. Atlanta, 9/9/07	Joey Harrington1.0
@ Detroit, 9/16/07	Jon Kitna1.0
@ Dallas, 10/21/07	Tony Romo1.0
vs. Philadelphia, 10/28/07	Donovan McNabb1.0
vs. Chicago, 12/17/07	Kyle Orton1.0
Total		11.0

ROSTER EXECUTIVE BOARD GM PLAYERS HEADQUARTERS PLAYOFF RECORDS HISTORY FUTURE DREAMS



BOBBY WADE WR / #19

HEIGHT 5-10 WEIGHT 186

DOB 2-25-81

COLLEGE ARIZONA

ACQUIRED UFA (TENN) FOR 2007

NFL 6TH YEAR

VIKINGS 2ND YEAR

GAMES/STARTS (regular season, playoffs) 2003 (12/1-Chi.) 2004 (16/14-Chi.), 2005 (14/1; 12/0-Chi., 2/1-Tenn.), 2006 (16/2-Tenn.), 2007 (16/12). **Total-74/30** (40/15-Chi., 18/3-Tenn., 16/12-Minn.).

- Led Vikings in receiving with career-high 54 catches in 1st season with the club in 2007.
- Caught 2 TDs from Tarvaris Jackson in final 5 minutes of game at Denver (12/30/07) to help rally Vikings, tie game and force overtime.

OFF THE FIELD Married with a child...A fan of horse racing, made his 1st trip to the Kentucky Derby in 2007...Owns a visual marketing company, Free Mind, that specializes in promotional items...Co-owner of PHX Niteclub in downtown Phoenix...Was a key element in the ESPN show The Season that followed his Arizona Wildcats team...Annually hosts a football camp for kids, the Bobby Wade Go Big Camp, in Phoenix...Majored in political science...Father, Bobby Wade, Sr., played football at UCLA in 1970-71...Youngest of 4 children in his family.

PRO Notched career-high with 54 catches to lead Vikings in 2007...Only Viking to catch a pass in every game in 2007...Hauled in career-high 2 TD passes in final 5 minutes of game at Denver (12/30/07) to tie game and force overtime in the 2007 season finale for the Vikings...Joined

Vikings as a free agent WR after a 2006 season in Tennessee where he was the leading kick returner and ranked 2nd on the team in receiving...Began NFL career with Chicago in 2003 as a 5th-round pick and was claimed off waivers by Tennessee in 2005...Had best receiving average of his career in 2006 at 14.0 yards per catch, 2.5 yards per catch over his previous high...In his 1st season in 2006 as a kickoff return man he notched a 23.9 yard average on 50 returns...Scored 1st NFL TD in 2005 with Chicago on a 73-yard punt return.

2007 Led team in receiving with career-high marks in catches and yards...Had career-best 2 TD catches at Denver (12/30)...Scored all 3 TDs on the season in the final 5 games...Tied career-long with 40-yard catch vs. Green Bay (9/30)...Led team with 16 punt returns...Caught all 3 TD passes from Tarvaris Jackson.

2006 Made impact as kick returner in his 1st season in the role...His 23.9 kickoff return average ranked 7th in the NFL among players with 50+ returns...Set career-highs with 6 catches and 83 yards in Titans' win over playoff-bound NY Giants (11/26)...Caught a pass in the final 8 games of the season as team rebounded to go 6-2 in the 2nd half of the season to finish 8-8...Caught TD passes vs. Houston (10/29) and at Buffalo (12/24) from rookie phenom Vince Young...Scored 1st points in game at Buffalo (12/24) that Tennessee won 30-29...Caught 17 of his 33 passes for the season in the final 6 games of the season.

2005 Claimed by Titans off waivers from Chicago on 12/14/05...Played in final 2 regular-season games for Tennessee, starting the regular-season finale vs. Jacksonville (1/1/06)...Scored 1st TD of his career on a 73-yard punt return vs. Detroit (9/18)...Served as primary punt return man for Bears during his 10 games with the team...In 1st game as a Titan at Miami (12/24) he had 2 catches for 14 yards along with 1 rushing attempt.

2004 Set career-highs in his most productive season in the NFL with 42 catches for 481 yards and started 14 games...Carried the ball 12 times during the sea-



Windy City Wideouts

Bobby Wade and new Vikings free agent acquisition Bernard Berrian were teammates in Chicago and are reunited in Minnesota. During 2007 the duo ranked among the top WRs in the NFC North, led their respective teams in receiving and will benefit from playing alongside one another again in 2008.

2007 NFC NORTH RECEIVING LEADERS

PLAYER	RECEPTIONS/TDs
Donald Driver, Green Bay	82/2
Shaun McDonald, Detroit	79/6
Bernard Berrian, Chicago	71/5
Roy Williams, Detroit	63/5
Mike Furrey, Detroit	61/1
Bobby Wade, Minnesota	54/3

son...Twice hauled in 4 catches, at Minnesota (9/26) and at Green Bay (1/2/05)...Caught longest pass of his career with a 40-yarder at Minnesota (9/26) and ended day with 71 yards through the air.

2003 Played in 12 games and started 1st game of his career in the regular-season finale at Kansas City (12/28)...Played in 1st career game at San Francisco (9/7)...A 5th-round draft choice (#139 overall)...Part of Chicago draft class that included college roommate LB Lance Briggs and 1st-round QB Rex Grossman.

COLLEGE Left Arizona as the all-time leading WR in school history in receptions (230) and yards (3,351) and ranked 3rd in TDs (23)...Ranked 4th in Wildcats record books in all-purpose yards with 4,785...Named team MVP as a senior and was 1st-Team All-Pac 10...Hauled in 93 catches for 1,389 yards during senior season, the 2nd-best single-season in UA history...A 2nd-Team All-Pac 10 choice as a junior...Averaged 98.1 all-purpose yards per game as a sophomore...Saw time in 9 games as a freshman.

PREP Helped Desert Vista High in Phoenix to state Class 5A title as a senior and was the *USA Today* Arizona Player of the Year...Won state championship in the triple jump...Lettered in baseball along with football and track.



Bobby Wade and his brother, James Wade, spoke to students during the fall of 2007 about making good decisions and staying away from gangs.

WADE'S NFL TOTALS

Year	GP/GS	RECEIVING					RUSHING				
		No.	Yds.	Avg.	Lg	TD	Att.	Yds	Avg	LG	TD
2003 (Chi)	...12/1	12	137	11.4	24	0	5	14	2.8	6	0
2004 (Chi)	...16/14	42	481	11.5	40	0	12	76	6.3	14	0
2005 (Chi)	...12/0	10	80	8.0	17	0	0	0	0.0	0	0
(Tenn)	...2/1	4	40	10.0	15	0	1	1	1.0	1	0
2006 (Tenn)	...16/2	33	461	14.0	25	2	0	0	0.0	0	0
2007 (Minn)	...16/12	54	647	12.0	40	3	1	-9	-9.0	-9	0
Totals	...74/30	155	1,846	11.9	40	5	19	82	4.3	14	0

Year	GP/GS	KICKOFF RETURNS					PUNT RETURNS					
		No.	Yds.	Avg.	Lg	TD	PR	FC	Yds	Avg	Lg	TD
2003 (Chi)	...12/1	0	0	0.0	0	0	2	1	9	4.5	10	0
2004 (Chi)	...16/14	0	0	0.0	0	0	0	0	0.0	0	0	0
2005 (Chi)	...12/0	0	0	0.0	0	0	33	9	317	9.6	73t	1
2006 (Tenn)	...16/2	50	1,194	23.9	48	0	3	3	27	9.0	18	0
2007 (Minn)	...16/12	0	0	0.0	0	0	16	11	112	7.0	17	0
Totals	...74/30	50	1,194	23.9	48	0	54	24	465	8.6	73t	1

SINGLE-GAME CAREER HIGHS

- Receptions 6 .vs. NY Giants, 11/26/06; vs. Chicago, 12/17/07
- Receiving Yards 92 .vs. NY Giants, 11/26/06
- Long Reception 40 .@ Minnesota, 9/26/04, vs. Green Bay, 9/30/07
- TD Reception 2 .@ Denver, 12/30/07
- Rushing Yards 23 .@ Green Bay, 9/19/04
- Rushing Attempts 3 .@ Tennessee, 11/14/04
- Long Rush 14 .@ Minnesota, 9/26/04
- Kickoff Returns 6 .vs. Baltimore, 11/12/06
- Kickoff Return Yards. . 123 .vs. Baltimore, 11/12/06; @ San Diego, 9/17/06
- Long Kickoff Return . . 48 .@ Indianapolis, 10/8/06
- Punt Returns. 4 .4, last @ Pittsburgh, 12/11/06
- Punt Return Yards. . . . 87 .vs. Detroit, 9/18/05
- Long Punt Return 73t .vs. Detroit, 9/18/05
- Punt Return TD. 1 .vs. Detroit, 9/18/05

WADE'S TOUCHDOWNS	
Game	Play
vs. Detroit, 9/18/05 73 punt return
vs. Houston, 10/29/06 20 pass from V. Young
@ Buffalo, 12/24/06 22 pass from V. Young
vs. Detroit, 12/2/07 6 pass from T. Jackson
@ Denver, 12/30/07 5 pass, 22 pass from T. Jackson
Total6

WADE'S CAREER GAME-BY-GAME (*-starts)

2003	Opponent	RECEIVING					RUSHING				
		No.	Yards	Avg.	Long	TD	Att.	Yards	Avg.	Long	TD
9/7	@ San Francisco	0	0	0.0	0	0	0	0	0.0	0	0
9/14	@ Minnesota	.INACTIVE									
9/29	Green Bay	.INACTIVE									
10/5	Oakland	.INACTIVE									
10/12	@ New Orleans	.INACTIVE									
10/19	@ Seattle	0	0	0.0	0	0	1	11	11.0	11	0
10/26	Detroit	0	0	0.0	0	0	3	39	13.0	18	0
11/2	San Diego	0	0	0.0	0	0	3	42	14.0	19	0
11/9	@ Detroit	0	0	0.0	0	0	0	0	0.0	0	0
11/16	St. Louis	0	0	0.0	0	0	0	0	0.0	0	0
11/23	@ Denver	1	4	4.0	4	0	0	0	0.0	0	0
11/30	Arizona	1	-6	-6.0	-6	0	1	24	24.0	24	0
12/7	@ Green Bay	0	0	0.0	0	0	0	0	0.0	0	0
12/14	Minnesota	1	6	6.0	6	0	0	0	0.0	0	0
12/21	Washington	1	5	5.0	5	0	2	16	8.0	10	0
12/28	@ Kansas City*	1	5	5.0	5	0	2	5	2.5	5	0
Totals	GP/GS: 12/1	5	14	2.8	6	0	12	137	11.4	24	0

2004	Opponent	No.	Yards	Avg.	Long	TD	Att.	Yards	Avg.	Long	TD
9/12	Detroit*	1	12	12.0	12	0	1	5	5.0	5	0
9/19	@ Green Bay*	3	42	14.0	19	0	2	23	11.5	13	0
9/26	@ Minnesota*	4	71	17.8	40	0	1	14	14.0	14	0
10/3	Philadelphia	4	36	9.0	13	0	0	0	0.0	0	0
10/17	Washington*	4	17	4.3	16	0	1	-4	-4.0	-4	0
10/24	@ Tampa Bay*	1	11	11.0	11	0	0	0	0.0	0	0
10/31	San Francisco*	3	33	11.0	16	0	2	5	2.5	8	0
11/7	@ NY Giants*	1	33	33.0	33	0	0	0	0.0	0	0
11/14	@ Tennessee*	4	63	15.8	32	0	3	21	7.0	8	0
11/21	Indianapolis*	2	6	3.0	3	0	0	0	0.0	0	0
11/25	@ Dallas*	2	23	11.5	19	0	1	1	1.0	0	0
12/5	Minnesota	2	43	21.5	31	0	0	0	0.0	0	0
12/12	@ Jacksonville*	1	14	14.0	14	0	0	0	0.0	0	0
12/19	Houston*	2	23	11.5	19	0	0	0	0.0	0	0
12/26	@ Detroit*	4	27	6.8	13	0	1	11	11.0	11	0
1/2/05	Green Bay*	4	27	6.8	12	0	0	0	0.0	0	0
Totals	GP/GS: 16/14	42	481	11.5	40	0	12	76	6.3	14	0

2005	Opponent	No.	Yards	Avg.	Long	TD	Att.	Yards	Avg.	Long	TD
9/11	@ Washington	.INACTIVE									
9/18	Detroit	1	2	2.0	2	0	0	0	0.0	0	0
9/25	Cincinnati	4	47	11.8	17	0	0	0	0.0	0	0
10/9	@ Cleveland	0	0	0.0	0	0	0	0	0.0	0	0
10/16	Minnesota	1	4	4.0	4	0	0	0	0.0	0	0
10/23	Baltimore	0	0	0.0	0	0	0	0	0.0	0	0
10/30	@ Detroit	0	0	0.0	0	0	0	0	0.0	0	0
11/6	@ New Orleans	1	8	8.0	8	0	0	0	0.0	0	0
11/13	San Francisco	1	11	11.0	11	0	0	0	0.0	0	0
11/20	Carolina	0	0	0.0	0	0	0	0	0.0	0	0
11/27	@ Tampa Bay	0	0	0.0	0	0	0	0	0.0	0	0
12/4	Green Bay	1	3	3.0	3	0	0	0	0.0	0	0
12/11	@ Pittsburgh	1	5	5.0	5	0	0	0	0.0	0	0
12/18	Seattle	.INACTIVE									
12/24	@ Miami	2	14	7.0	8	0	1	1	1.0	1	0
1/1/06	@ Jacksonville*	2	26	13.0	15	0	0	0	0.0	0	0
Totals	GP/GS: 14/1	14	120	8.6	17	0	1	1	1.0	1	0

2006	Opponent	No.	Yards	Avg.	Long	TD	Att.	Yards	Avg.	Long	TD
9/10	NY Jets	5	76	15.2	25	0	0	0	0.0	0	0
9/17	@ San Diego*	0	0	0.0	0	0	0	0	0.0	-	0
9/24	@ Miami	2	17	8.5	10	0	0	0	0.0	0	0
10/1	Dallas	3	45	15.0	24	0	0	0	0.0	0	0
10/8	@ Indianapolis	0	0	0.0	0	0	0	0	0.0	-	0
10/15	@ Washington	2	36	18.0	23	0	0	0	0.0	0	0



KEVIN WILLIAMS DT / #93

HEIGHT 6-5 WEIGHT 311

ACQUIRED D1 (#9) FOR 2003

DOB 8-16-80

NFL 6TH YEAR

COLLEGE OKLAHOMA STATE

VIKINGS 6TH YEAR

GAMES/STARTS (regular season, playoffs) 2003 (16/16), 2004 (16/16, 2/2), 2005 (14/14), 2006 (16/16), 2007 (16/16). **Total**-78/78, 2/2.

- Anchor of the Vikings defensive front has played in 3 Pro Bowls and been All-Pro 3 times in his 5 seasons.
- Tied for Vikings record with 4 career defensive TDs and is the only lineman with more than 3 scores.
- Scored 2 TDs on interception returns in 2007 and holds the Vikings record for career INTs by a lineman with 4.

OFF THE FIELD Married in June 2005 to Tasha, couple is expecting their 1st child...Tasha ended her collegiate basketball career in 2006 as a senior at Louisiana Tech, helped the Lady Techsters to the NCAA Tournament and earned All-Conference honors...Majored in general studies and earned his degree in the spring of 2003...Active in the Twin Cities community through the Vikings/United Way Hometown Huddle ARC-Hennepin County Clothing Drive, supports the Minnesota National Guard and the Vikings and Friends Holiday Party for the Salvation Army...Shares the same hometown as legendary football coach Paul "Bear" Bryant...Enjoys the outdoors and is an avid fisherman...Current position coach, Karl Dunbar, was his collegiate position coach.

HONORS Selected to Pro Bowl in 2004, 2006 and 2007...Named AP 1st-Team All-Pro in 2004, 2006 and 2007...vs. Jacksonville (11/28/04) NFC Defensive Player of the Week...2003 All-Rookie team...December 2003 NFC Defensive Rookie of the Month.

PRO Is one of the most decorated defensive players in recent Vikings history...His 3 Pro Bowls rank behind only Alan Page (9) and John Randle (8) by Vikings DTs...Has posted 34.0 sacks in his 5 years with the Vikings...Named a 1st-Team Associated Press All-Pro in 2007, 2006 and



2004, leading all DTs in the voting in 2004...Named an NFC starter in the Pro Bowl following the 2007, 2006 and 2004 seasons...Joined in the Pro Bowl by teammate Pat Williams in 2006 and 2007, only the 2nd time in Vikings history a pair of DTs has gone to consecutive Pro Bowls, joining Page and Gary Larsen in 1969 and 1970...Key part of Vikings #1-ranked NFL rushing defense in 2006 and 2007...Led NFL DTs in sacks in 2004, notching team-high 11.5...Became only the 2nd Vikings rookie defender to start all 16 games, joining CB Dewayne Washington...Led the Vikings with 10.5 sacks, ranking behind only Baltimore's Terrell Suggs among rookies...Consensus All-Rookie honoree...Selected with the 9th overall pick in the 2003 NFL Draft...Vikings' highest draft choice on defense since Chris Doeman was selected with the #4 pick in 1985...Was the 3rd defensive lineman drafted in 2003.

Itching For The End Zone

Kevin Williams tied a Vikings record with his 4th career defensive TD at San Francisco in 2007. He has scored on 2 fumble recoveries and scored on 2 interception returns in his career. He is the only lineman in team history to score 4 TDs and was part of a Vikings record-tying 6 INT return TDs during the 2007 season. Williams returned the INT at San Francisco with only :14 expired in the game, making it the 2nd-fastest score in Vikings history.

VIKINGS ALL-TIME DEFENSIVE TDs

PLAYER	TDs
Kevin Williams	4 (2 INT, 2 FR)
Orlando Thomas	4 (2 INT, 2 FR)
Dewayne Washington	4 (3 INT, 1 FR)
Joey Browner	4 (3 INT, 1 FR)
Bobby Bryant	4 (3 INT, 1 FR)
Paul Krause	4 (2 INT, 2 FR)
Ed Sharockman	4 (3 INT, 1 FR)





Kevin Williams and teammates built students at the Seed Academy and Harvest Prep school a new playground as part of Vikings annual Playground Build.

2007 Returned to **Pro Bowl** for 3rd time in his career and 2nd straight season...Joined teammate Pat Williams as the starting DTs for the NFC in the Pro Bowl, the 2nd time in Vikings history a pair of DTs went to consecutive Pro Bowls, following Alan Page and Gary Larsen in 1969 and 1970...Named 1st-Team **All-Pro** by Associated Press...Set a Vikings record for defensive linemen and tied a Vikings record with 4 career defensive TDs...Scored on a pair of interception returns, a 54-yarder vs. Atlanta (9/9) and an 18-yarder at San Francisco (12/9)...Scored the 2nd-fastest TD in Vikings history when he picked off 49ers QB Trent Dilfer and scored on the 18-yard return on the 1st offensive play of the game with only 14 seconds expired in the game...Keyed the Vikings defensive effort that ranked #1 in the NFL against the run for the 2nd straight year...Led Vikings defensive linemen with 78 tackles and ranked 6th on team...Helped Vikings rank 3rd in the NFL by allowing only 7 rushing TDs on the season...Held opponents to an average of 74.1 rushing yards per game and limited some of the NFL's top talents during their games-holding Chargers All-Pro and 2007 NFL rushing champion LaDainian Tomlinson to 40 yards, Philadelphia All-Pro Brian Westbrook to 46 yards and Kansas City star Larry Johnson to 42 yards.

2006 Earned AP All-Pro and starting job in the **Pro Bowl**

Prolific Pro Bowlers

Kevin Williams has earned trips to the Pro Bowl in 3 of his 5 NFL seasons, recognized in 2004 and 2006. Williams was joined in Hawaii by his linemate, Pat Williams, in 2006 and 2007. It marked the 2nd Vikings DT tandem to earn Pro Bowl honors in team history joining Alan Page and Gary Larsen.

VIKINGS ALL-TIME PRO BOWL DTs

PLAYER	PRO BOWLS
Alan Page	9
John Randle	8
Kevin Williams	3
Gary Larsen	2
Keith Millard	2
Henry Thomas	2
Pat Williams	2

for the 2nd time each in his career...Key part of the Vikings ranking #1 in the NFL in rushing defense...Helped defensive turnaround that ended with the defense ranking #8 overall in the NFL, the highest ranking since 1994...Teamed with fellow DT Pat Williams to lead run defense that allowed 985 rushing yards for the season (61.6 yards per game)...Both Vikings DTs earned Pro Bowl trips, the 1st time the Vikings sent a pair of DTs to the game since 1970 when Alan Page and Gary Larsen were honored...Started all 16 games for the 3rd time in his 4 NFL seasons...Scored 2nd career TD when he recovered a Seahawks fumble in the end zone at Seattle (10/22)...Set career-high with 6 QB hurries vs. Carolina (9/17) and vs. Arizona (11/26), winning both games...Helped hold Arizona (11/26) to only 6 rushing attempts, matching an NFL record for fewest rushing attempts in a game...Helped limit Lions to -3 rushing yards at Detroit (12/10)...Had sacks in 3 consecutive games, at Buffalo (10/1), vs. Detroit (10/8) and at Seattle (10/22).

2005 Ranked 2nd on the team with 4.0 sacks despite missing 2 games...Opened at UT when team played 4-3 defense and at LDE when Vikings played 3-4...Had a season-high 4 QB hurries and added 6 tackles vs. New Orleans (9/25)...Posted 7 tackles and a forced fumble at Atlanta (10/2)...Recorded 6 tackles and a sack of Kyle Orton at Chicago (10/16)...Started vs. Cleveland (11/27) but left game with right knee injury...Inactive for game at Detroit (12/4), snapping his streak of 43 straight games started...Also inactive the following week vs. St. Louis...Returned from injury to play vs. eventual Super Bowl XL champion Pittsburgh (12/18) where he sacked Ben Roethlisberger.

2004 Built on his impressive rookie debut in his 2nd campaign, earning **Associated Press All-Pro** honors, a starting berth in the **Pro Bowl** and led the NFL in sacks by a DT...Led all NFL DTs in All-Pro votes and was named to numerous media outlets All-Pro and All-NFC squads...Named **NFC Defensive Player of the Week** for performance vs. Jacksonville (11/28) when he had 6 tackles, a sack and returned a fumble for a TD in the final 2:00 of the game...Set a Vikings record for most sacks by a Viking in his opening 2 seasons with 22.0 sacks, breaking the mark of 21.5 held by Keith Millard...Marked the 3rd time in Vikings history that a player led the team in sacks as a rookie and his 2nd season, joining Alan Page (1967-68) and Keith Millard (1985-86), although Millard played in the USFL in 1984, his debut in pro football...Led all NFL DTs with 11.5 sacks and led the Vikings for the 2nd straight season...Along with Lance Johnstone's 11.0 sacks, joined only 2 other NFL tandems to post 10+ sacks each in 2004, Atlanta's duo of Pat Kerney/Rod Coleman and Indianapolis' Dwight Freeney/Robert Mathis...Combined with Johnstone's 11.0 sacks to mark the 1st Vikings duo to post consecutive 10+ sack seasons since Chris Doleman/John Randle in 1992-93...Led Vikings linemen and ranked 5th on the team with 98 tackles...Notched most tackles by a Vikings lineman since Chris Doleman's 101 in 1991...Set Vikings record for passes defended by a lineman with 10, breaking the mark of 7 by Randy Holloway...Scored 1st career TD on a 77-yard return of a Byron Leftwich fumble vs. Jacksonville (11/28), the longest return in Vikings history by a lineman and the 3rd-longest overall...Intercepted his 2nd career pass when he picked Patrick Ramsey at Washington (1/2/05).

2003 Versatile lineman who made presence felt immediately...Led Vikings with 10.5 sacks, the 2nd-most sacks by a Vikings rookie behind Keith Millard's 11.0 in 1985...Consensus **All-Rookie** team honoree...Started opening 12 games of the season at LDE and moved inside

to start at NT in final 4 games...Set Vikings rookie record with 3.0 sacks in season finale at Arizona (12/28)...Named **NFC Defensive Rookie of the Month** for December when he had 18 tackles, 5.0 sacks, a forced fumble and an interception in the 4-game stretch...Joined Carl Eller (1964) and Al Noga (1988) as the only rookie DEs in team history to start the season opener when he opened game at Green Bay (9/7) in the 1st regular season contest in the newly-renovated Lambeau Field, a 30-25 Vikings win...Joined DE Lance Johnstone as players with 10.0+ sacks, the 1st time for the Vikings since 1993 when Chris Doleman and John Randle accomplished the feat.

COLLEGE Was a mainstay on the Cowboys' defensive front, starting 42 games...All-Big 12 1st-team pick by the league's coaches and the Associated Press as a senior...Earned Big 12 Player of the Week honors for his performance vs. Nebraska...Started 10 of 11 games as a junior with 9 starts at DT and 1 at DE...Named 3rd-team

Freshman-All American selection by *The Sporting News* in 1999...All-Big 12 3rd-team selection by the league's coaches and started all 11 games as a redshirt freshman...Redshirted as a true freshman in 1998.

PREP Played TE and DL at Fordyce (AR) High...Was an All-State selection in basketball.

WILLIAMS' NFL TOTALS

Year	GP/GS	Solo	Asst.	Total	Sacks	INTs	PBU	TFL	QBH	FF/FR
2003 (Minn)	16/16	34	22	56	10.5	1 (3)	3	5.0	19	2/1 (0)
2004 (Minn)	16/16	63	35	98	11.5	1 (7)	10	5.0	20	2/3 (77)
Playoffs	2/2	6	2	8	0.0	0	0	0.0	4	0/0
2005 (Minn)	14/14	46	23	69	4.0	0	8	2.0	20	1/1 (6)
2006 (Minn)	16/16	42	31	73	5.0	0	7	9.0	51	2/3 (0)
2007 (Minn)	16/16	37	13	50	3.0	2 (72)	6	8.0	33	1/1
Totals	78/78	222	124	346	34.0	4 (82)	34	29.0	143	8/9 (83)

SINGLE-GAME CAREER HIGHS

Tackles 10 . . . 5 times, last vs. Green Bay, 11/12/06
 Sacks 3.0 . . . @ Arizona, 12/28/03
 QB Hurries 6 . . . vs. Carolina, 9/17/06; vs. Arizona, 11/26/06; @ Green Bay, 11/11/07
 Forced Fumble 1 . . . 8 times, last @ Detroit, 9/16/07
 Interception 1 . . . @ Arizona, 12/28/03; @ Washington, 1/2/05; vs. Atlanta, 9/9/07; @ San Francisco, 12/9/07
 Long INT Return 54t . . . vs. Atlanta, 9/9/07
 Fumble Recoveries 1 . . . 9 times, last @ Dallas, 10/21/07
 Long Fumble Return 77t . . . vs. Jacksonville, 11/28/04
 Passes Defensed 3 . . . @ NY Giants, 11/13/05
 Tackles For Loss 3.0 . . . @ Buffalo, 10/1/06

WILLIAMS' SACKS

GAME	QB	SACKS
vs. San Francisco, 9/28/03	Tim Rattay	2.0
vs. Denver, 10/19/03	Steve Bueherlein	0.5
vs. NY Giants, 10/26/03	Kerry Collins	1.0
vs. Green Bay, 11/2/03	Brett Favre	1.0
@ Oakland, 11/16/03	Rick Mirer	1.0
vs. Seattle, 12/7/03	Matt Hasselbeck	1.0
@ Chicago, 12/14/03	Rex Grossman	1.0
@ Arizona, 12/28/03	Josh McCown	3.0
vs. Dallas, 9/12/04	Vinny Testaverde	1.0
vs. Chicago, 9/26/04	Rex Grossman	1.0
@ Houston, 10/10/04	David Carr	1.0
vs. Tennessee, 10/24/04	Billy Volek	1.0
vs. NY Giants, 10/31/04	Kurt Warner	1.0
@ Indianapolis, 11/8/04	Peyton Manning	1.0
vs. Jacksonville, 11/28/04	Byron Leftwich	1.0
@ Chicago, 12/5/04	Chad Hutchinson	2.0
vs. Seattle, 12/12/04	Matt Hasselbeck	1.0
@ Washington, 1/2/05	Patrick Ramsey	1.5
@ Chicago, 10/16/05	Kyle Orton	1.0
vs. Pittsburgh, 12/18/05	Ben Roethlisberger	1.0
vs. Chicago, 1/1/06	Kyle Orton	2.0
vs. Carolina, 9/17/06	Jake Delhomme	1.0


@ Buffalo, 10/1/06	J.P. Losman	1.0
vs. Detroit, 10/8/06	Jon Kitna	1.0
@ Seattle, 10/22/06	Seneca Wallace	1.0
@ San Francisco, 11/5/06	Alex Smith	1.0
vs. Atlanta, 9/9/07	Joey Harrington	1.0
@ Dallas, 10/21/07	Tony Romo	1.0
vs. Detroit, 12/2/07	Jon Kitna	1.0
Totals		34.0

WILLIAMS' INTERCEPTIONS

GAME	QB	INTs
@ Arizona, 12/28/03	Josh McCown	1 (3)
@ Washington, 1/2/05	Patrick Ramsey	1 (7)
vs. Atlanta, 9/9/07	Joey Harrington	1 (54t)
@ San Francisco, 12/9/07	Trent Diller	1 (18t)
Totals		4 (82)

WILLIAMS' TOUCHDOWNS

GAME	TD
vs. Jacksonville, 11/28/04	.77 fumble return
@ Seattle, 10/22/06	.0 fumble return
vs. Atlanta, 9/9/07	.54 interception return
@ San Francisco, 12/9/07	.18 interception return
Totals	4 (2 FR, 2 INT)



MADIEU WILLIAMS S / #20

HEIGHT 6-1 WEIGHT 203

DOB 10-18-81

COLLEGE MARYLAND

ACQUIRED UFA (CINN) FOR 2008

NFL 5TH YEAR

VIKINGS 1ST YEAR

GAMES/STARTS (regular season, playoffs) 2004 (16/13-Cinn.), 2005 (4/3-Cinn.), 2006 (16/16-Cinn.), 2007 (13/13-Cinn.). **Total** 49/45 (49/45-Cinn.).

- Native of Sierra Leone, moved with family to Maryland at age 9.
- Name is pronounced muh-DEE-yew.
- Holds degree in family studies and started the Madiou Williams Foundation.
- Scored a 51-yard TD on his 1st NFL interception in 2004.

OFF THE FIELD Spent his childhood in Sierra Leone, move to the United States at age 9 and settled with family in Maryland...Has degree in family studies...Made visit to University of Minnesota Children's Hospital when he came to Twin Cities on free agent visit...His Madiou Williams foundation works with kids to encourage a healthy lifestyle and education...After signing free agent contract with Vikings, honored his commitment to build playground in Cincinnati during spring 2008...Has a website associated with his foundation- www.madiouwilliams.org.

PRO The Vikings' 1st defensive free agent signed during the 2008 period, joining the team on 5/1/08...Played under Vikings defensive coordinator Leslie Frazier in Cincinnati when he held the same position for the Bengals...Has 12 career takeaways (9 INTS, 3 FRs) in 49 games played...Scored a 51-yard INT-return TD on his 1st career pick, taking back a Billy Volek pass at Tennessee (10/31/04)...Has snared 8 of his 9 career INTs on the road, his last home pick was as a rookie vs. Dallas (11/7/04) off Vinny Testaverde...Started at LCB for the Bengals as a

rookie in the 2004 opener...Started games at CB, FS, SS during rookie campaign...Drafted #56 overall by Vikings in 2004...Teammates at Maryland with fellow Vikings starter E.J. Henderson and with TE/FB Jeff Dugan.

2007 Ranked 6th on Bengals defense with 73 tackles and was 2nd among DBs...Matched his career-best with 2.0 sacks...Ranked 3rd on team with 40 yards on INT returns, including a 35-yarder off Matt Hasselbeck at Seattle (9/23)...Had 1st career game with a forced fumble and a fumble recovery in the season opener vs. Baltimore (9/10)...Started opening 12 games at FS and 13 total but ended season on injured reserve for the final game.

2006 Proved to be a durable defender, starting all 16 games and played the most snaps of any Bengals player...Tied career-high with 3 INTs, including a season-long 25-yard return of a Drew Brees pass at New Orleans (11/19)...Forced a fumble on special teams at New Orleans (11/19) on Saints return man Michael Lewis that was recovered by return team and forced a fumble on defense at Cleveland (11/26)...Tied career-high with 11 tackles at Tampa Bay (10/15)...Posted Bengals 1st INT of the season in opener at Kansas City (9/10) when he grabbed a Trent Green pass.

2005 Opened season as starter at FS but was sidelined by mid-October with shoulder injury...Had season-best 9 tackle and intercepted Bears QB Kyle Orton at Chicago (9/25)...Started opening 3 games at FS but missed 4th and 5th games of the season with shoulder injury...Started in 6th game of season at Tennessee (10/16) but re-aggravated injury...Placed on injured reserve on 10/31.

2004 Played in all 16 games with 13 starts...Started games at CB, FS, SS during season...Had career-high 95 tackles...1st career start was at LCB in opener at NY Jets (9/12)...Scored a 51-yard TD on 1st career INT at Tennessee (10/31) off a Billy Volek pass...Had 1st career sack vs. Pittsburgh (11/21) when he caught Ben Roethlisberger for an 11-yard loss that pushed the Steelers out of FG range...Led team with 9 tackles and snared an INT off Vinny Testaverde vs. Dallas (11/7).

COLLEGE Began collegiate career at Towson State before transferring to Maryland to try his luck as a walk-on player...Was full-time starter for the Terps in his final 2 seasons, opening 27 games and helping with Maryland's rise in the polls...Teams went 21-6 in his tenure and outscored West Virginia (41-7) and Tennessee (30-3) by a combined 71-10 in the Gator Bowl and Peach Bowl respectively...Sat out 2001 season as a transfer...Played at Towson in 1999 and 2000.

PREP Standout CB at Duval High in Lanham, MD...Lettered in track and baseball.



WILLIAMS' NFL TOTALS

Year	GP/GS	Tackles			Sacks	INTs	PBU	TFL	QBH	FF/FR	Special
		Solo	Asst.	Total							Teams
2004 (Cinn)	16/13	71	24	95	2.0	3 (51)	11	--	--	0/2	13
2005 (Cinn)	4/3	18	5	23	0.0	1 (2)	4	--	--	0/0	3
2006 (Cinn)	16/16	60	17	77	0.0	3 (33)	12	--	--	2/0	9
2007 (Cinn)	13/13	54	19	73	2.0	2 (40)	4	--	--	1/1	5
Totals	49/45	203	65	268	4.0	9 (126)	31	--	--	3/3	30

SINGLE-GAME CAREER HIGHS

Tackles 11
 Forced Fumble 1 . . . 3 times, last vs. Baltimore, 9/10/07
 Fumble Recovery 1 . . . 3 times, last vs. Baltimore, 9/10/07
 Interception 1 . . . 9 times, last @ Pittsburgh, 12/2/07
 Long INT Return 51t . . @ Tennessee, 10/31/04
 INT Return TD 1 . . @ Tennessee, 10/31/04
 Sack 1.0 . . 4 times, last vs. Arizona, 11/18/07

WILLIAMS' SACKS		WILLIAMS' TOUCHDOWNS	
GAME	QB	SACKS	PLAY
vs. Pittsburgh, 11/21/04	Ben Roethlisberger	1.0	@ Kansas City, 9/10/06 Trent Green 1 (-1)
vs. NY Giants, 12/26/04	Eli Manning	1.0	@ Pittsburgh, 9/24/06 Ben Roethlisberger . . 1 (9)
@ Kansas City, 10/14/07	Damon Huard	1.0	@ New Orleans, 11/19/06 . . Drew Brees 1 (25)
vs. Arizona, 11/18/07	Kurt Warner	1.0	@ Seattle, 9/23/07 Matt Hasselbeck . . 1 (35)
Total		4.0	@ Pittsburgh, 12/7/07 Ben Roethlisberger . . 1 (5)
			Total9 (126)
WILLIAMS' INTERCEPTIONS			
GAME	QB	INTs	
@ Tennessee, 10/31/04	Billy Volek	1 (51t)	@ Tennessee, 10/31/04 51 INT return
vs. Dallas, 11/7/04	Vinny Testaverde	1 (0)	vs. Atlanta, 9/9/07 14 INT return
@ Baltimore, 12/5/04	Kyle Boller	1 (0)	
@ Chicago, 9/25/05	Kyle Orton	1 (2)	



PAT WILLIAMS DT / #94

HEIGHT 6-3 WEIGHT 317

ACQUIRED UFA (BUFF) FOR 2005

DOB 10-24-72

NFL 12TH YEAR

COLLEGE TEXAS A&M

VIKINGS 4TH YEAR

GAMES/STARTS (regular season, playoffs) 1997 (1/0-Buff.), 1998 (14/0, 1/0-Buff.), 1999 (16/0, 1/0-Buff.), 2000 (16/4-Buff.), 2001 (13/13-Buff.), 2002 (16/16-Buff.), 2003 (16/16-Buff.), 2004 (16/16-Buff.), 2005 (16/16), 2006 (16/16), 2007 (16/16). **Total-** 156/113, 2/0 (48/48-Minn., 108/65, 2/0-Buff.).

• Earned consecutive **Pro Bowl** berths in 2006 and 2007, earning his 1st Pro Bowl honors in his 10th season.

• Named 2003 winner of the **Ed Block Courage Award** by Buffalo Bills teammates.

• Helped 2006 and 2007 Vikings rank #1 in the NFL against the run.

OFF THE FIELD Owns an automobile detailing company in the Twin Cities called Automotive Concepts and finds much of his free time being spent at the shop...Hosts "Team Williams Week" in his hometown of Monroe including a football camp for 4 years...Has volunteered his time at the North Minneapolis Probation House to encourage positive relationships with youth and law enforcement...Participated in the Viking Children's Fund's "Bowl with the Vikings" event...Named the Bills 2003 recipient of the **Ed Block Courage Award** as voted by teammates for displaying a commitment to the principles of courage and leadership...Married to Valarie, the couple has daughters, Crystal and Alesha, and a son, Pat.

HONORS Selected to Pro Bowl in 2006 and 2007...Associated Press 2nd-Team All-Pro in 2007...Named to *Sports Illustrated's* Dr. Z's All-Pro Team in 2005 and 2006...2003 Buffalo Bills Ed Block Courage Award...Named to *USA Today's* All-Joe Team in 2000.

PRO One of the top run-stuffing DTs in the NFL, has had an enormous impact with the Vikings over the past 3 seasons, starting all 48 games...Earned 1st career Pro Bowl honors in 2006 and followed up in 2007 by being named a starter in the **Pro Bowl**, joining teammate Kevin Williams as the NFC's starting DTs in the all-star game...Named to

Nowhere To Run

Pat Williams' presence in the middle of the Vikings defense has changed the way opponents play. The Vikings have posted the #1 run defense in the NFL for the past 2 seasons and have allowed only 2 players to run for 100+ yards in a game over that span.

FEWEST RUSHING YARDS SINCE 1970 NFL MERGER TEAM, SEASON	YARDS
Baltimore Ravens, 2000	970
Minnesota Vikings, 2006	985
San Francisco 49ers, 1995	1,061

VIKINGS DT TANDEM IN PRO BOWL PLAYERS	SEASON
Alan Page & Gary Larsen	1969 & 1970
Kevin Williams & Pat Williams	2006 & 2007



Associated Press **2nd-Team All-Pro** squad...Teams with All-Pro Kevin Williams to give the Vikings a formidable front...Key element in the Vikings' #1-ranked NFL rush defense in 2006 and 2007...Entered the NFL as an undrafted free agent and did not start a game until his 4th NFL season, but has been a full-time starter since the 2001 season, starting the past 109 games he has played...Has played in 156 games during his 12-year career, 113 of which he started...Helped the Vikings' defense hold opponents to 985 rushing yards in 2006, a team record and the 2nd-lowest total in the NFL since the 1970 merger...Has scored 2 career defensive TDs, a fumble return and an interception return...Signed by Vikings on 3/3/05, the first signing for the team in 2005 free agency and a priority signing...Was a teammate of CB Antoine Winfield in Buffalo when the Bills ranked among the NFL leaders, ranking #1 in 1999 and #3 in 2000...Had career-best 108 tackles in 2002, ranking 2nd on team behind LB London Fletcher...Intercepted 1st career pass and returned it 20 yards for a TD, picking off A.J. Feeley at Miami (12/5/04), sealing the win for Buffalo 42-32, breaking open a 3-point game with 1:55 left to play...Named to *USA Today's* **All-Joe Team** in 2000, recognizing the NFL's "overlooked, ignored and hard-working" players..

2007 Earned starting job in **Pro Bowl**, his 2nd straight season being selected to the all-star game...Tabbed as an Associated Press **2nd-Team All-Pro**...Keyed the Vikings defensive effort that ranked #1 in the NFL against the run for the 2nd straight year...Led Vikings defensive linemen with 78 tackles and ranked 6th on team...Helped Vikings rank 3rd in the NFL by allowing only 7 rushing TDs on the season...Held opponents to an average of 74.1 rushing yards per game and limited some of the NFL top talents

Rollin' With Pat

Pat Williams has a lifelong passion for cars and turned his dreams into reality when he came to Minnesota. Williams owns Automotive Concepts, a shop that specializes in custom work including paint, wheels, audio/video and everything that makes your car an extension of your personality. Williams has many Vikings teammates as customers and has been able to branch out to other athletes in the Twin Cities.



AUTOMOTIVE CONCEPTS

Are You Experienced?

Pat Williams brings a veteran presence to the field and the locker room for the Vikings. He enters his 11th season in 2007 after entering the NFL as a rookie free agent in 1997. He has not missed a game or start since 2002, starting 80 consecutive games. His 140 career games rank among the Vikings leaders.

CAREER GAMES BY ACTIVE VIKINGS

PLAYER	GAMES
Darren Sharper	167
Pat Williams	156
Matt Birk	130
Antoine Winfield	128



the NFL with 45...Played under 1st-year Bills head coach Mike Mularkey, a former Vikings TE from 1983-88...Following an 0-4 start, the Bills rebounded to win 9 of their final 12 games...Posted 2.5 sacks on the season, his highest output since 2000...Had season-high 7 tackles vs. Pittsburgh (1/2/05) and notched a sack...Sacked Rich Gannon at Oakland (9/19) and had 4 tackles...Shared a sack of Jay Fiedler vs. Miami (10/17).

2003 Ranked 5th on team with 90 tackles, the 2nd-highest total of his career...Selected as an alternate to the Pro Bowl...Scored 1st career TD when he scooped up a Billy Volek fumble and returned it 28 yards for a TD at Tennessee (12/14)...Had season-best 10 tackles at New England (12/27).

2002 Notched career-best 108 tackles and started all 16 games for the 1st time in his career...Ranked 2nd on team in tackles behind only LB London Fletcher...Selected as Pro Bowl alternate...Notched career-best 12 tackles vs. Chicago (9/29) and held the Bears to 52 team yards rushing...Shared a sack of Daunte Culpepper at Minnesota (9/15) with Aaron Schobel that forced a fumble which was recovered for a TD...Recovered a fumble at Miami (10/20) that was turned into a Buffalo FG.

2001 Started 13 games before suffering leg injury that sidelined him for final 3 games...Led Buffalo linemen with 74 tackles...Entering the final 4 games of the season, he was tied with CB Antoine Winfield for the Bills lead in tackles...Recorded 9 tackles and shared a sack with Shawn Price on Kordell Stewart vs. Pittsburgh (9/30)...Led the team with 8 tackles and added his 1st full sack of the season at Jacksonville (10/18).

2000 Enjoyed breakout season when he played in all 16 games and started 4...Was selected to the **USA Today's "All-Joe Team"** that recognizes "overlooked, ignored, and hard-working" players...Made an impact in season opening win when he had 8 tackles, forced a fumble and sacked Titans QB Steve McNair vs. Tennessee (9/3)...Sacked Packers QB Brett Favre the following week and vs. Green Bay (9/10)...In his 1st NFL start he tied his career-high at the time with 8 tackles at NY Jets (9/17)...Had 1st career fumble recovery vs. San Diego (10/15)...Recovered a fumble and blocked a FG attempt at Kansas City (11/19)...Teamed up for a half sack of Dolphins QB Jay Fiedler vs. Miami (12/3).

1999 Played in all 16 games for the 1st time in his career...Had 3 tackles, a sack and forced fumble on QB Brad Johnson at Washington (11/7)...Notched 4 tackles and a sack on Drew Bledsoe at New England

during their games- holding Chargers All-Pro and 2007 NFL rushing champion LaDainian Tomlinson to 40 yards, Philadelphia All-Pro Brian Westbrook to 46 yards and Kansas City star Larry Johnson to 42 yards...Notched a sack at Detroit (9/16) when he caught J.T. O'Sullivan and at San Francisco (12/9) when he snared Shaun Hill, forcing and recovering a fumble on Hill...Posted a pair of fumble recoveries, matching his career-best 2 he had in 2000.

2006 Started all 16 games for the 5th straight season, moving his consecutive start total to 93 games...Earned **Pro Bowl** honors for his performance...Named to Dr. Z's **All-Pro** team in *Sports Illustrated*...Was a key part in the Vikings ranking #1 in the NFL against the run and #8 in total defense, the first time since 1994 the team ranked in the NFL's top 10 in total defense...Helped the Vikings defense hold opponents to 985 rushing yards on the season, a team record and the 2nd-lowest total in the NFL since the 1970 merger...Helped limit Detroit (12/10) to -3 rushing yards for the game...Forced Arizona (11/26) to only 6 rushes in the game, matching an NFL record for fewest attempts...Helped the Vikings' run defense shut down the Packers' rushing game vs. Green Bay (11/12), limiting the team to 47 rushing yards...Ended the day with season-best 12 tackles, 9 solo, and 4 tackles for a loss...Had a pair of tackles, a TFL, a QB hurry and a pass defended at San Francisco (11/5)...Sacked Jon Kitna, his 1st of the season, and forced a fumble that was recovered by Vikings' LB Ben Leber for a TD vs. Detroit (10/8)...Started at Buffalo (10/1) and ended the game with 7 tackles, a QB hurry and a pass defended...Started vs. Chicago (9/24) and helped limit the Bears' rushing attack to 51 yards...Finished the game with 3 tackles, 2 QB hurries and a pass defended.

2005 Made his considerable presence felt quickly with the Vikings as he anchored the defensive line at NT...Earned votes in the Associated Press All-Pro balloting and was named to Dr. Z's **All-Pro** team in *Sports Illustrated*...Started all 16 games for the 4th straight season in his career...Led Vikings linemen with 88 tackles and led the team with 9 tackles for loss...Had double-digit tackles in 3 games on the season...Posted 5 tackles and a sack on Brian Griese in his Vikings debut vs. Tampa Bay (9/11)...Recorded 10 tackles and 2 QB hurries at Cincinnati (9/18)...Registered 6 tackles, 2 tackles for loss, and 1 forced fumble at Chicago (10/16)...Had 6 tackles, a tackle for loss, and 0.5 sack of the Giants' Eli Manning (11/13)...Posted 10 tackles and 2 tackles for loss vs. Cleveland (11/27).

2004 Started all 16 games for the 3rd straight season...Scored 2nd career TD on 1st career INT return when he took an A.J. Feeley pass 20 yards for a score at Miami (12/5)...Key element of the Bills #2 ranked defense in the NFL...Helped lead the Bills to the 3rd-highest sack total in

(12/26)...Made 2nd career playoff appearance in Wild Card Game at Tennessee (1/8/00).

1998 Played big role in 14 regular season games and in the Wild Card game at Miami (1/2/99)...Was credited with his 1st sack when he shared a sack on Mark Brunell vs. Jacksonville (10/18)...Had a career day at Cincinnati (12/6) with 7 tackles and sacked Neil O'Donnell 3 times in the 4th quarter...Became the 7th Bills player with 3.0 sacks in a game, 1 shy of the team record...Had 3 tackles in 1st career playoff game at Miami (1/2/99).

1997 Signed with the Bills as a rookie free agent and made the team after an impressive preseason...Spent all 16 games of the season on the 53-man roster...Was deactivated for every game except NFL debut on the kickoff return team vs. Denver (10/26).

COLLEGE Started 8 games and appeared in 11 as a senior at A&M...Earned 2nd-team All-SWAC as a junior in 1995 in only 6 starts...Transferred to A&M from NE Oklahoma in '94...A 2-time JUCO All-American at Navarro (TX) JC from 1992-93...Played basketball at Navarro.

PREP Attended Woodsman High in Monroe, LA...Lettered in basketball, baseball, track and football...Hails from same hometown as former Vikings star WR Sammy White.

WILLIAMS' NFL TOTALS

Year	GP/GS	Tackles			Sacks	INTs	PBU	TFL	QBH	FF/FR
		Solo	Asst.	Total						
1997 (Buff)	1/0	0	0	0	0.0	0	0	--	0	0/0
1998 (Buff)	14/0	14	5	19	3.5	0	0	--	4	0/0
Playoffs	1/0	1	1	2	0.0	0	0	--	0	0/0
1999 (Buff)	16/0	33	15	48	2.5	0	0	--	10	1/0
Playoffs	1/0	3	0	3	0.0	0	0	--	0	0/0
2000 (Buff)	16/4	50	30	80	2.5	0	0	--	5	1/2 (0)
2001 (Buff)	13/13	55	19	74	1.5	0	0	--	4	0/0
2002 (Buff)	16/16	74	34	108	0.5	0	1	--	7	2/1 (0)
2003 (Buff)	16/16	65	25	90	0.0	0	3	--	5	0/1 (28t)
2004 (Buff)	16/16	41	10	51	2.5	1 (20t)	1	--	1	0/0
2005 (Minn)	16/16	59	29	88	1.5	0	1	9.0	9	1/0
2006 (Minn)	16/16	39	20	59	1.0	0	5	11.0	14	1/0
2007 (Minn)	16/16	45	33	78	2.0	0	9	10.0	9	0/2 (0)
Totals	156/113	475	220	695	17.5	1 (20t)	20	30.0	68	6/6 (28)
Playoffs	2/0	4	1	5	0.0	0	0	--	0	0/0

SINGLE-GAME CAREER HIGHS

Tackles 12 ..vs. Chicago, 9/29/02; vs. Green Bay, 11/12/06
 Sacks 3.0 ..@ Cincinnati, 12/6/98
 Blocked FG 1 ..@ Kansas City, 11/19/00
 Interceptions 1 ..@ Miami, 12/5/04
 Long Int. Return 20t ..@ Miami, 12/5/04
 Fumble Recoveries 1 ..6 times, last @ San Francisco, 12/9/07
 Long Fumble Return .. 28t ..@ Tennessee, 12/14/03
 Forced Fumbles 1 ..6 times, last vs. Detroit, 10/8/06
 Passes Defensed 1 ..11 times, last @ Chicago, 12/3/06

WILLIAMS' SACKS

GAME	QB	SACKS
vs. Jacksonville, 10/18/98	Mark Brunell	0.5
@ Cincinnati, 12/6/98	Neil O'Donnell	3.0
@ Washington, 11/7/99	Brad Johnson	1.0
@ NY Jets, 11/21/99	Ray Lucas	0.5
@ New England, 12/26/99	Drew Bledsoe	1.0
vs. Tennessee, 9/3/00	Steve McNair	1.0
vs. Green Bay, 9/10/00	Brett Favre	1.0
vs. Miami, 12/3/00	Jay Fiedler	0.5
vs. Pittsburgh, 9/30/01	Kordell Stewart	0.5
vs. Jacksonville, 10/18/01	Rob Johnson	1.0
@ Minnesota, 9/15/02	Daunte Culpepper	0.5
@ Oakland, 9/19/04	Rich Gannon	1.0
vs. Miami, 10/17/04	Jay Fiedler	0.5
vs. Pittsburgh, 1/2/05	Tommy Maddox	1.0
vs. Tampa Bay, 9/11/05	Brian Griese	1.0


@ NY Giants, 11/13/05	Eli Manning	0.5
vs. Detroit, 10/8/06	Jon Kitna	1.0
@ Detroit, 9/16/07	J.T. O'Sullivan	1.0
@ San Francisco, 12/9/07	Trent Diller	1.0
Totals		17.5

WILLIAMS' INTERCEPTIONS

GAME	QB	INTs
@ Miami, 12/5/04	A.J. Feeley	1 (20t)

WILLIAMS' TOUCHDOWNS

GAME	TD
@ Tennessee, 12/14/03	28 fumble recovery
@ Miami, 12/5/04	20 interception return



ANTOINE WINFIELD

CB / #26

HEIGHT 5-9 WEIGHT 180

ACQUIRED UFA (BUFF) FOR 2004

DOB 6-24-77

NFL 10TH YEAR

COLLEGE OHIO STATE

VIKINGS 5TH YEAR

GAMES/STARTS (regular season, playoffs) 1999 (16/2, 1/1-Buff.), 2000 (11/11-Buff.), 2001 (16/16-Buff.), 2002 (13/13-Buff.), 2003 (16/16-Buff.), 2004 (14/12, 2/2), 2005 (16/16), 2006 (16/16), 2007 (10/10). **Total**-128/112, 3/3 (56/54, 2/2-Minn.).

- One of the surest tacklers in the NFL, raises the level of his teammates with his aggressive play.
- Keyed the Vikings during the 2006-2007 seasons as the team led the NFL with 13 defensive TDs.
- Has scored INT-return TDs in consecutive seasons in 2006 and 2007 and helped 2007 Vikings defense tie a team record with 6 INT-return scores on the season.

OFF THE FIELD Majored in communications at OSU...Visited Hennepin County Medical Center emergency room nurses in 2006 to recognize their under-appreciated work...Volunteered in the community through the inaugural Vikings Blood Drive at the Mall of America...Donated cars to three single mothers in 2005 through the Minneapolis Urban League Employment and Training Program, making life easier for each of the families by taking away the burden of finding transportation every day...Annually hosts the "Camp 26" football camp in his hometown of Akron, OH...He and wife, Erniece, have sons, Antoine Jr., Austin, and Ethan.

HONORS 2006 Vikings Defensive MVP by teammates...NFL Defensive Player of the Week at Green Bay (Wild Card Playoffs) 1/9/05.

PRO Regarded as one of the hardest-hitting and best tackling CBs in the NFL...Has a nose for the ball with 13 regular season and playoff INTs and 5 FRs since joining

Minnesota, with the Vikings posting an 9-4 record in games he had a pick...During the 2006-2007 seasons he has helped the Vikings lead the NFL with 13 defensive TDs, 9 INTs and 4 FRs, with Winfield contributing 2 INTs for TDs to the total and a forced fumble that resulted in a 3rd TD...Has been a part of 4 defenses during his NFL career that were ranked in the top 8 in the League, including the top-ranked unit in Buffalo as a rookie in '99...Reunited with Vikings' LB coach Fred Pagac, who was the Buckeyes' defensive coordinator during his time there...Teammate of DT Pat Williams in Buffalo.

2007 Snared his 2nd career INT-return TD in the opener vs. Atlanta (9/9) when he took a Joey Harrington pass back 14 yards for a 4th-quarter score, the 2nd INT-return TD of the game, joining Kevin Williams' 54-yarder in the 1st quarter...His INT-return TD helped the Vikings tie a team record with 6 TDs during the season off INTs...Forced a fumble on Cowboys WR Patrick Crayton at Dallas (10/21) that was recovered by Ben Leber and lateralled to Cedric Griffin and returned for a TD...Posted 67 tackles in only 10 games...Was 2nd on team with 13 passes defensed despite missing 6 games...Had season-best 12 tackles at Detroit (9/16).

2006 Posted a career-high 20 passes defensed and tied his career high with 4 interceptions...Finished 5th on the team with 88 tackles and 3rd on the team with 13 special teams tackles...Was an integral part of a defense that finished the season ranked 8th overall, the first time the Vikings have had a top-10 defense since 1994...Scored the 1st TD of his career when he picked off Rex Grossman vs. Chicago (9/17) and returned it 7 yards for the score...Added a team-high 11 tackles, a tackle for loss,

Turnover Touchdowns

The Vikings have focused on forcing turnovers in the past 2 seasons and making the most of the opportunities when taking the ball away. The Vikings tied a team record in 2007 with 6 TDs on interception returns and over the 2006-2007 season span the Vikings lead the NFL with 13 defensive TDs, 9 on INT returns and 4 by fumble recovery.

NFL DEFENSIVE TDs 2006-2007

TEAM	TDs
Minnesota	13 (9 INTs, 4 FRs)
Green Bay	8 (5 INTs, 3 FRs)

NFL INTERCEPTION RETURN TDs 2006-2007

PLAYER, TEAM	TDs
Jason Taylor, Miami	3
Ronde Barber, Tampa Bay	3
Antoine Winfield, Minnesota	2
Kevin Williams, Minnesota	2
London Fletcher	2
Vincent Fuller	2
Thomas Howard	2
Chris McAllister	2



First Foremost

The 2008 Vikings feature 7 players who were 1st-round draft picks, including 5 selected by the Vikings in the 1st round.

FORMER 1ST-ROUND DRAFT PICKS

PLAYER, TEAM	SEASON, SELECTION
Antoine Winfield, Buffalo	1999, #23
Steve Hutchinson, Seattle	2001, #17
Bryant McKinnie, Minnesota	2002, #7
Kevin Williams, Minnesota	2003, #9
Keneshi Udeze, Minnesota	2004, #20
Chad Greenway, Minnesota	2006, #17
Adrian Peterson, Minnesota	2007, #7

and 2 passes defended against the Bears...Led the team with 11 tackles at Buffalo, which was his first trip to face his former team...Posted his second INT of the season when he picked off Alex Smith at San Francisco (11/5)...Picked off Joey Harrington at Miami (11/19) and set up a Vikings' field goal...Led the team the following week with 10 tackles and 2 passes defended vs. Arizona (11/26)...Intercepted Rex Grossman for the 2nd time on the season at Chicago (12/3)...Recorded 6 tackles, a tackle for loss, a fumble recovery, and a season-high 4 passes defended at Green Bay (12/21).

2005 Posted a career-high 4 interceptions and led all DBs with 100 tackles, 3rd-best on the team...Tied for 3rd on the team and led all DBs with 6 tackles for loss...Tied for 2nd on the team with 12 passes defended...Tied team high with a pair of fumble recoveries on special teams...Posted 9 tackles at Cincinnati (9/18) to lead the DBs...Notched a pair of takeaways when he picked off Aaron Brooks vs. New Orleans (9/25) and recovered an Aaron Stecker fumble on the opening kickoff of the game that turned into the Vikings' 1st TD pass of the season on the following play...Posted season-high 12 tackles to lead the team vs. Detroit (11/6) and grabbed his 2nd INT of the season along with a season-high 3 special teams tackles...Had 9 tackles and a pass defended at NY Giants (11/13) and added a fumble recovery on the opening kickoff of the game...Recorded 3rd INT of the season vs. Cleveland (11/27) off of Trent Diller and a season-high 3 passes defended, playing against his home state team...Had 9 tackles and picked off Ryan Fitzpatrick vs. St. Louis (12/11) for his career-high 4th INT on the year.

2004 Gave the Vikings an immediate boost in the secondary, leading the team in interceptions and raising the energy of the entire defensive unit with his aggressive style of play...Ranked 4th in the regular season with 99 tackles despite missing parts of 4 games...Led the Vikings during the playoffs with 22 tackles...Named the **NFL Defensive Player of the Week** for Wild Card Playoff game at Green Bay (1/9/05) where he had an interception and helped disrupt Packers QB Brett Favre into throwing 4 INTs in the game...Earned a vote in Associated Press All-Pro balloting...Started 12 of the 14 games he played in the regular season and both playoff contests...Fought back from ankle sprain that hampered his performance over the final 4 games of the regular season...Led team with 5.0 tackles for loss...Led team with 18 special teams tackles...Led or tied for team lead in tackles in 3 games, vs. Dallas (9/12), at Houston (10/10) and at Indianapolis (11/8)...His 16 tackles

at Indianapolis (11/8) were a career-high and tied for the Vikings high for the season...His 3 interceptions were a career-high and led the Vikings...Posted back-to-back interception games for 1st time in his career at New Orleans (10/17) and vs. Tennessee (10/24)...Notched career-long interception return at New Orleans (10/17) off Aaron Brooks, taking back a pass 56 yards to set up a Vikings TD...Had 12 tackles in each of the opening 2 games of the season vs. Dallas (9/12) and at Philadelphia (9/20) on Monday Night Football...Inactive for games vs. Seattle (12/12) and at Detroit (12/19) with sprained ankle...Played in final 2 regular season games in limited role with an ankle brace vs. Green Bay (12/24) and at Washington (1/2/05).

2003 Started all 16 games at LCB...Ranked 3rd on the team in total tackles with 124...Tied with Lawyer Milloy to lead team with 14 passes defended...Recorded the first sack of his career, bringing down QB Peyton Manning vs. Indianapolis (11/23)...Also posted 9 tackles and a pass defended in the game...Tied for team-high 12 tackles and helped shut down the running game vs. New England (9/7)...Recorded 5 tackles, 3 for a loss, and 2 passes defended at Jacksonville (9/14)...Tied for team lead with 11 tackles, including 3 for loss, and forced a fumble at Miami (9/21)...Posted 11 tackles, 2 tackles for loss and a pass defended vs. Philadelphia (9/28)...Led the team with 11 tackles vs. Cincinnati (10/5)...Recorded 7 solo tackles at NY Jets (10/12)...Had 2 QB hurries, 3 passes defended and 7 tackles vs. Washington (10/19)...Led the team with 11 tackles and a QB hurry at Kansas City (10/26)...Recorded a team-leading and season-high 4 passes defended and made 5 tackles at Dallas (11/9)...Led the secondary with 9 tackles and recorded his only interception of the season, taking Tony Banks' pass and returning it 8 yards vs. Houston (11/16)...Made 6 tackles at NY Giants (11/30)...Posted 6 tackles and two passes defended vs. NY Jets (12/7) and was key component in the defense that held QB Chad Pennington to just 155 yards passing...Recorded 6 tackles at Tennessee (12/14), 4 tackles and a pass defended vs. Miami (12/21) and 4 tackles at New England (12/27).

2002 Started 13 games at LCB, missing 3 games late in the season due to a knee injury...Finished 2 short of his career-high when he notched 11 tackles in an overtime win at the Metrodome against the Vikings (9/15)...Was second on the team with 9 tackles at Denver (9/22)...Recorded 4 tackles vs. Chicago (9/29), contributing to the Bills' best defensive performance of the season in which they gave up just 52 yards rushing...Suffered knee injury at Houston (10/13) and was inactive due to the injury at Miami (10/20), vs. Detroit (10/27) and vs. New England (11/3)...In his 1st game back, recorded 8 tackles and a pass defended at Kansas City (11/17)...Had 4 tackles at NY Jets

Takeaway 'Toine

Antoine Winfield's nose for the ball and instinctive play has quickly moved him into elite company in Vikings history. Few Vikings CBs have had as much success making big plays and taking the ball away. For a player entering his 5th Vikings season, Winfield is poised to climb higher in the team record book and continue turning the tide for the Vikings defense

CAREER TAKEAWAYS BY VIKINGS CBs

PLAYER	TAKEAWAYS	GAMES
Bobby Bryant	58 (51 INT/7 FR)	160
Ed Sharockman	46 (40 INT/6 FR)	141
Nate Wright	35 (31 INT/4 FR)	126
Carl Lee	34 (29 INT/5 FR)	169
John Turner	26 (22 INT/4 FR)	103
Audray McMillian	21 (19 INT/2 FR)	79
Earsell Mackbee	20 (15 INT/5 FR)	66
Willie Teal	20 (15 INT/5 FR)	81
Antoine Winfield	17 (12 INT/5 FR)	56

(11/24)...Recorded his 2nd career fumble recovery and it led directly to a TD vs. Miami (12/1)...Finished with 4 tackles and 2 passes defended after physical game at Green Bay (12/22)...Made a memorable hit on Packer Terry Glenn just before halftime that separated the receiver from his helmet...Had 3 tackles and a pass defended in season-ending victory vs. Cincinnati (12/29).

2001 Led the team in tackles with a career-high 106 (79 solo) and became the 1st CB in Bills' history to finish #1 in tackles...Added 13 passes defended as well as the 1st forced fumble and fumble recovery of his career...Started all 16 games for the 1st time in his NFL career...Was the Bills leading tackler in 3 games...Opened the season with 8 solo tackles vs. New Orleans (9/9)...Recorded his 1st career forced fumble as well as his 4th career interception off Peyton Manning at Indianapolis (9/23)...Snared 3 of his opening 4 career interceptions off Manning...Recorded his 5th career interception and his 1st career fumble recovery at New England (11/11)...Had a season-high 9 tackles in 4 straight games – at San Francisco (12/2), vs. Carolina (12/9), vs. New England (12/16) and at Atlanta (12/23).

2000 Started opening 11 games before being placed on injured reserve with a shoulder problem...Intercepted Peyton Manning pass vs. Indianapolis (10/1)...Recorded 8 tackles at Miami (10/8)...Posted 9 tackles and a pass defended vs. San Diego (10/15)...Tied his season-high with 9 tackles vs. NY Jets (10/29)...Started the game vs. Chicago (11/12), but left with an injured shoulder and did not return...Started at Kansas City (11/19) the following week, but injured his shoulder again and did not return...Placed on injured reserve list on 11/22/00 and missed final 5 games.

1999 Picked off a deflected Peyton Manning pass to notch his 1st career interception at Indianapolis (9/12)...Recorded 5 special teams tackles at Miami (10/4)...Picked off his 2nd interception of the season vs. Miami (11/14) and returned it 10 yards...Replaced injured teammate Ken Irvin at Arizona (12/19) and recorded 3

tackles and 3 QB hurries...Started in Irvin's place for the final 2 games of the regular season as well as the Bills Wild Card playoff game at Tennessee (1/8)...Recorded a career-high 13 solo tackles vs. Indianapolis (1/2)...Finished his rookie season by recording 6 tackles and his 1st postseason interception off a Steve McNair pass at Tennessee (1/8)...Selected with the 23rd pick in 1999 NFL Draft.

COLLEGE Won the Jim Thorpe Award as the nation's outstanding defensive back following his senior season, becoming the first Ohio State player to ever earn the honor...Earned All-America honors following his junior and senior seasons...Two-time All-Big Ten selection...Finished college career with 278 total tackles (224 solos)...First non-LB in school history (only 5th player ever) to top 200 career tackles...Played in all 50 games and started 29 in 4 seasons...Named Ohio State's Defensive Player of the Year as a senior...As a junior, became the 1st Ohio State DB selected as team MVP.

PREP Named All-State and Division I Defensive Player of the Year as a senior at Garfield High in his hometown of Akron...In addition to defense, rushed for 1,069 yards on 150 carries (7.1 average) as a senior...Helped lead the team to 3 Akron city titles and a 10-1 mark as a senior.



Antoine Winfield forced a fumble that Cedric Griffin took to the end zone at Dallas (10/12/07). Winfield scored a TD of his own on an interception return vs. Atlanta (9/9/07) to help the 2007 Vikings tie a team record with 6 INT-return TDs and scored an NFL-best 8 defensive TDs during the season.

WINFIELD'S NFL TOTALS

Year	GP/GS	Tackles						Special				
		Solo	Asst.	Total	Sacks	INTs	PBU	TFL	QBH	FF/FR	Teams	
1999 (Buff)	16/2	40	12	52	0.0	2 (13)	12	--	3	0/0	28	
<i>Playoffs</i>	1/1	2	1	3	0.0	1 (0)	1	--	0	0/0	0	
2000 (Buff)	11/11	55	7	62	0.0	1 (8)	9	--	0	0/0	9	
2001 (Buff)	16/16	79	27	106	0.0	2 (0)	13	--	0	1/1	0	
2002 (Buff)	13/13	44	21	65	0.0	0	12	--	0	0/1	0	
2003 (Buff)	16/16	97	27	124	1.0	1 (8)	14	8	2	1/0	0	
2004 (Minn)	14/12	77	22	99	0.0	3 (89)	10	5	2	2/1	18	
<i>Playoffs</i>	2/2	21	1	22	1.0	1 (3)	1	2	0	1/0	0	
2005 (Minn)	16/16	92	8	100	0.0	4 (5)	12	6	4	1/2	12	
2006 (Minn)	16/16	65	23	88	0.0	4 (33)	20	8	4	0/1	13	
2007 (Minn)	10/10	50	17	67	0.0	1 (14)	13	3	1	1/1	4	
Totals	128/112	599	164	763	1.0	18 (170)	115	30	16	6/7	84	
<i>Playoffs</i>	<i>3/3</i>	<i>23</i>	<i>2</i>	<i>25</i>	<i>1.0</i>	<i>2 (3)</i>	<i>2</i>	<i>2</i>	<i>0</i>	<i>1/1</i>	<i>0</i>	

SINGLE-GAME CAREER HIGHS

- Tackles 16 . . @ Indianapolis, 11/8/04
- Forced Fumble 1 . . 6 times, last @ Dallas, 10/21/07
- Fumble Recovery 1 . . 7 times, last @ Chicago, 10/14/07
- Interception 1 . . 18 times, last vs. Atlanta, 9/9/07
- Long INT Return 56 . . @ New Orleans, 10/17/04
- INT Return TD 1 . . vs. Chicago, 9/24/06; vs. Atlanta, 9/9/07
- Passes Defensed 4 . . @ Green Bay, 12/21/06; vs. Chicago, 12/17/07
- Sack 1.0 . . vs. Indianapolis, 11/23/03
- QB Hurries 2 . . @ Philadelphia, 9/20/04; vs. New England, 10/30/06

WINFIELD'S SACKS

GAME	QB	SACKS
vs. Indianapolis, 11/23/03	Peyton Manning	1.0
@ Philadelphia, 1/16/05*	Donovan McNabb	1.0
Total		2.0

@ Green Bay, 1/9/05*	Brett Favre	1 (3)
vs. New Orleans, 9/25/05	Aaron Brooks	1 (1)
vs. Detroit, 11/6/05	Joey Harrington	1 (4)
vs. Cleveland, 11/27/05	Trent Diller	1 (0)
vs. St. Louis, 12/11/05	Ryan Fitzpatrick	1 (0)
vs. Chicago, 9/24/06	Rex Grossman	1 (7)
@ San Francisco, 11/5/06	Alex Smith	1 (0)
@ Miami, 11/19/06	Joey Harrington	1 (26)
@ Chicago, 12/3/06	Rex Grossman	1 (0)
vs. Atlanta, 9/9/07	Joey Harrington	1 (14)
Total		20 (173)

WINFIELD'S INTERCEPTIONS

GAME	QB	INTs
@ Indianapolis, 9/12/99	Peyton Manning	1 (3)
vs. Miami, 11/14/99	Damon Huard	1 (10)
@ Tennessee, 1/8/00*	Steve McNair	1 (8)
vs. Indianapolis, 10/1/00	Peyton Manning	1 (8)
@ Indianapolis, 9/23/01	Peyton Manning	1 (0)
@ New England, 11/11/01	Tom Brady	1 (0)
vs. Houston, 11/16/03	Tony Banks	1 (11)
@ New Orleans, 10/17/04	Aaron Brooks	1 (56)
vs. Tennessee, 10/24/04	Billy Volek	1 (30)
vs. Detroit, 11/21/04	Joey Harrington	1 (3)

WINFIELD'S TOUCHDOWNS

GAME	PLAY
vs. Chicago, 9/17/06	7 INT return
vs. Atlanta, 9/9/07	14 INT return

* playoffs



ELLIS WYMS DT / #97

HEIGHT 6-3 WEIGHT 290

ACQUIRED UFA (SEA) FOR 2008

DOB 4-12-79

NFL 8TH YEAR

COLLEGE MISSISSIPPI STATE

VIKINGS 1ST YEAR

GAMES/STARTS (regular season, playoffs) 2001 (4/0, 1/0-TB.), 2002 (14/0, 3/0-TB.), 2003 (13/0-TB.), 2004 (6/0-TB.), 2005 (16/1-TB.), 2006 (13/8-TB.), 2007 (13/0, 2/0-Sea.).
Total-79/9, 7/0 (66/9, 5/0-TB, 13/0, 2/0-Sea.).

- Versatile veteran lineman has starting experience at DT and DE in his career.

- Reached the pinnacle of his career when he posted a sack on NFL MVP Rich Gannon in Super Bowl XXXVII during Buccaneers win.

OFF THE FIELD Majored in technology/education at Mississippi State...Avid fan of Broadway musicals...Hometown, Indianola, MS is also the home of legendary bluesman B.B. King.

PRO Earned 3 division titles in his 7 NFL seasons, helping win the NFC South in 2002 and 2005 and the NFL West in 2007...Has played in 79 career games, the 2nd most among Vikings linemen behind Pat Williams...His 7 playoff games are the 2nd-most by a Vikings defender behind Darren Sharper...Entered the NFL as a 6th-round pick in 2001 and climbed the ladder until he played in Super Bowl XXXVII where he notched a sack of Rich Gannon...Has starting experience at DE and DT during his career...Has been a part of 4 playoff seasons, 3 with Tampa Bay and once with Seattle...The 183rd overall selection of the 2001 NFL Draft...Played in Tampa when Vikings DBs coach Joe Woods was on the Bucs staff...Started career-best 8 games in 2006 and had career-high 5.5 sacks in 2002...Played on NFL's #1-rated defenses with Bucs in 2002 and 2005.

2007 Signed by Seattle after his release at the end of the preseason by Tampa Bay...Played in 13 regular season games and both playoffs for Seattle...Helped Seahawks win NFC West with a 10-6 mark...Had a pair of sacks on the season.

2008 Posted a career-high 8 starts and his 5.0 sacks were just shy of his career-best 5.5 in 2002...Tied for team-high with 5.0 sacks...Posted 1st career 2.0-sack game vs. Cincinnati (10/15/06) when he caught Carson Palmer twice...Had sacks in 3 straight games vs. Cincinnati, vs. Philadelphia and at NY Giants.

2005 Started 1st career game at DT in place of injured Anthony McFarland at New England (12/17)...Helped Bucs to 11-5 record and NFC South title, advancing to face Washington in playoffs...Had 2.0 regular season sacks and a playoff sack...Helped Tampa Bay rank #1 in the NFL in total defense for the 2nd time in his career.

2004 Played in the opening 6 games of the season before shoulder injury sidelined him, going on injured reserve on 10/23...Posted career-high 8 tackles vs. Denver (10/3)...Bucs ranked #5 in the NFL in total defense and #1 in passing defense, the 2nd time in 3 seasons leading the NFL in pass defense.

2003 Saw time in 13 games but went on injured reserve

12/16 with knee injury...Helped Bucs defense rank #5 in the NFL in total defense...Caught Colts QB Peyton Manning for 1 of only 18 sacks he suffered during the season, coming in a 38-35 OT win by Indy on Tony Dungy's 1st trip back to Raymond James Stadium.

2002 Helped lead Bucs to Super Bowl XXXVII title...Had career-best 5.5 sacks for the NFL's #1-ranked defense and added a sack in the Super Bowl when he caught NFL MVP Rich Gannon...Bucs went 12-4 in the regular season to set a franchise-record for wins, claiming the 12th victory over the Bears in Champaign, IL...Played in all 3 Bucs post-season games, topping San Francisco in the NFC Divisional Playoffs and going to Philadelphia to win the NFC Championship game...Posted career-high 38 tackles for the season.

2001 Saw action in 4 games as a rookie...Played in 1st NFL game at Detroit (11/11)...Played in NFC Wild Card game at Philadelphia (1/12/02)...Game at Philly in playoffs was final game for Tony Dungy as Bucs head coach.

COLLEGE Helped MSU to a 10-2 mark as a junior, the 1st time the school had a 10-win season since 1940...Moved into regular starting job for the Bulldogs as a senior...Ended career with 10 sacks in 40 games at MSU...Posted career-best 5.0 sacks as a junior.

PREP Named All-State as a senior at Gentry High in Indianola, MS.



WYMS' NFL TOTALS

Year	GP/GS	Tackles					INTs	PBU	TFL	QBH	FF/FR	Special
		Solo	Asst.	Total	Sacks	Teams						
2001 (TB)	4/0	5	2	7	0.0	0	0	-	-	0/0	0	
Playoffs	1/0	0	0	0	0.0	0	0	-	-	0/0	0	
2002 (TB)	14/0	20	18	38	5.5	0	0	-	-	2/1	0	
Playoffs	3/0	5	3	8	1.0	0	1	-	-	0/1	0	
2003 (TB)	13/0	11	11	22	2.0	0	3	-	-	0/0	0	
2004 (TB)	6/0	8	11	19	0.0	0	0	-	-	0/0	0	
2005 (TB)	16/1	11	6	17	2.0	0	1	-	-	1/1	0	
Playoffs	1/0	1	1	2	1.0	0	0	-	-	0/0	0	
2006 (TB)	13/8	15	16	31	5.0	0	0	-	-	0/0	0	
2007 (Sea)	13/0	8	3	11	2.0	0	0	-	-	0/0	0	
Playoffs	2/0	0	0	0	0.0	0	0	-	-	0/0	0	
Totals	.79/9	78	67	145	16.5	0	4	-	-	3/2	0	
Playoffs	7/0	6	4	10	2.0	0	1	-	-	0/1	0	

SINGLE-GAME CAREER HIGHS

Tackles	8	vs. Denver, 10/3/04
Sack	2.0	vs. Cincinnati, 10/15/06
Forced Fumble	1	.3 times, last @ Carolina, 12/11/05
Fumble Recovery	1	.2 times, last vs. Detroit, 10/2/05

WYMS' SACKS

GAME	QB	SACKS
@ Baltimore, 9/15/02	Chris Redman	1.0
vs. St. Louis, 9/23/02	Kurt Warner	1.0
@ Atlanta, 10/6/02	Michael Vick	1.0
vs. Carolina, 11/17/02	Rodney Peete	1.0
@ Chicago, 12/29/02	Henry Burris	1.0
vs. Oakland, 1/26/03*	Rich Gannon	1.0
vs. Indianapolis, 10/6/03	Peyton Manning	1.0
vs. Dallas, 10/26/03	Quincy Carter	1.0
vs. Chicago, 11/27/05	Kyle Orton	1.0
@ Carolina, 12/11/05	Jake Delhomme	1.0
vs. Washington, 1/7/06*	Mark Brunell	1.0
vs. Cincinnati, 10/15/06	Carson Palmer	2.0
vs. Philadelphia, 10/22/06	Donovan McNabb	1.0
@ NY Giants, 10/29/06	Eli Manning	1.0
@ Chicago, 12/17/06	Rex Grossman	1.0
@ Pittsburgh, 10/7/07	Ben Roethlisberger	1.0
vs. Atlanta, 12/30/07	Chris Redman	1.0
Total		18.5

* playoffs

** Super Bowl XXXVII

Super Men

The Vikings have several players and coaches who have been to the NFL's pinnacle game in recent years. Defensive Coordinator Leslie Frazier accomplished a rare feat by earning his 2nd career Super Bowl title, winning Super Bowl XX as a player with the Chicago Bears and winning Super Bowl XLI as a member of the Indianapolis Colts coaching staff. Frazier and his Colts DBs squared off against the Vikings newest WR, Bernard Berrian, in the game.

Ellis Wyms notched a sack of Raiders QB Rich Gannon in Super Bowl XXXVII for Tampa Bay against Oakland, defeating Vikings LB coach Fred Pagac in the game when he served on the Raiders staff as LBs coach. A pair of teammate tandems played in the game- Ryan Longwell and Darren Sharper were rookies with Green Bay in 1997 when they represented the NFC in Super Bowl XXXII against Denver while Steve Hutchinson and Michael Boulware started Super Bowl XL for Seattle against Pittsburgh.

VIKINGS WITH SUPER BOWL EXPERIENCE
PARTICIPANT, TEAM

Leslie Frazier, Chicago (player)	XX vs. New England
Jimmie Johnson, Washington (player) (injured reserve)	XXXVI vs. Buffalo
Eric Bieniemy, San Diego (player)	XXXIX vs. San Francisco
Ryan Longwell, Green Bay (player)	XXXII vs. Denver
Darren Sharper, Green Bay (player)	XXXII vs. Denver
Fred Pagac, Oakland (coach)	XXXVII vs. Tampa Bay
Ellis Wyms, Tampa Bay (player)	XXXVII vs. Oakland
Vinny Ciurciu, Carolina (player)	XXXVIII vs. New England
Artis Hicks, Philadelphia (player)	XXXIX vs. New England
Thomas Tapeh, Philadelphia (player) (injured reserve)	XXXIX vs. New England
Brad Childress, Philadelphia (coach)	XXXIX vs. New England
Steve Hutchinson, Seattle (player)	XL vs. Pittsburgh
Michael Boulware, Seattle (player)	XL vs. Pittsburgh
Leslie Frazier, Indianapolis (coach)	XLI vs. Chicago
Bernard Berrian, Chicago (player)	XLI vs. Indianapolis



ROB KOCH


CHIKAGE WINDLER

DAVE DAHL


PATRICK HAMMER

**THE TEAM.
THE EXPERIENCE.**

5 abc **EYEWITNESS
NEWS**



ROOKIES



TYRELL JOHNSON S / #25

HEIGHT 6-0 WEIGHT 207

ACQUIRED D2 (#43) FOR 2008

DOB 5-19-85

NFL ROOKIE

COLLEGE ARKANSAS STATE

VIKINGS ROOKIE

- Highest-drafted Arkansas State defensive player since Cincinnati selected LB Bill Bergey #31 overall in 1969.

- Helped Rison High School to state championships in football and basketball.

- Was the 2nd safety drafted in 2008, the highest-drafted safety by the Vikings since Orlando Thomas in 1995.

OFF THE FIELD Earned bachelor's degree in management information systems (MIS) and is working on MBA at Arkansas State...Mother, Patricia, was a track and field All-America at Arkansas...Given name is Marcellous Tyrell Johnson...Name is pronounced Ty-rell...Grew up in same area of rural Cleveland County, Arkansas as Vikings DT Kevin Williams...Active with Fellowship of Christian Athletes and frequently speaks to youth and student groups...The 1st NFL player from tiny Rison High in Rison, AR, a town of 1,300...Active in youth mentoring in his hometown through school visits.

PRO The Vikings 1st draft pick in 2008 after trading the 1st-round pick (#17) as part of the Jared Allen deal with Kansas City...The 2nd safety drafted in 2008...The highest-drafted safety in Vikings history since Orlando Thomas in 1995 (#42 overall)...The 2nd player drafted by the Vikings out of Arkansas State, joining DB Joe Hollimon in 1975, an 8th-round choice (#207 overall).

COLLEGE Named Sun Belt Conference Defensive Player of the Year in 2007...Earned All-Sun Belt Conference 1st-Team honors in 2005, 2006 and 2007 while being tabbed as a 2nd-Team honoree as a freshman in 2004...Made Freshman All-America team in 2004...Started all 46 games he played at ASU...Notched 13 career interceptions...Helped team to 2005 Sun Belt Conference title and a berth in New Orleans Bowl.

2007 Named Sun Belt Defensive Player of the Year to end his collegiate career and left school as the all-time leading career tackler in the conference with 363 stops...Set Sun Belt record for single-season interception return yards with 142...Helped ASU defense rank #2 in the Sun Belt.

2006 Named 1st-Team All-Sun Belt and led team in tackles for 2nd straight year...Snared 1 interception and had 4 passes defended...Paced ASU defense that ranked #1 in the Sun Belt.

2005 Tabbed as a 1st-Team All-Sun Belt choice...Helped lead team to Sun Belt Conference title and New Orleans



Bowl against Southern Miss, playing the game in Lafayette, LA due to Hurricane Katrina...Led team with 112 tackles...Had a 92-yard INT-return vs. Florida International, the 4th-longest INT return in school history...Had career-high 25 tackles against North Texas...Two-time Sun Belt Player of the Week.

2004 Started all 11 games as a redshirt freshman...Led team with 4 INTs and ranked 3rd on team with 94 tackles...Tabbed as a 2nd-Team All-Sun Belt choice in his redshirt freshman season...Scored on a 55-yard FR against Idaho...Grabbed 2 INTs against Utah State...Season-long INT return was 37-yarder against Mississippi.

2003 Redshirted.

PREP Helped Rison High to undefeated state championship in football as a senior...Tabbed as an All-State honoree as a senior...Started on basketball team that won state title in 2000...Participated in track and field.



JOHNSON'S COLLEGE TOTALS

Year	Tackles		Total	Sacks	PBU	TFL	FF	FR	INT
	Solo	Asst.							
2004	.61	33	94	0.0	5	0.0	1	1	4
2005	.83	29	112	0.0	2	1.0	1	1	2
2006	.43	20	63	0.0	4	1.0	0	0	1
2007	.58	36	94	0.0	4	4.5	2	0	6
Totals	.245	118	363	0.0	15	6.5	4	2	13



JOHN DAVID BOOTY QB / #4

HEIGHT 6-3 WEIGHT 213

DOB 1-3-85

COLLEGE SOUTHERN CALIFORNIA

ACQUIRED D5A (#137) FOR 2008

NFL ROOKIE

VIKINGS ROOKIE

• Left USC ranked 4th in career TD passes and 5th in career passing yards.

• Brother, Josh, was a QB with the Cleveland Browns.

OFF THE FIELD Graduated with a degree in sociology from USC...Avid golfer...Father, Johnny, played collegiate QB and coached at Evangel Christian...Brother, Abram, was a WR at LSU (1997-99) and Valdosta State (2001)...Brother, Josh, was a QB for the Cleveland Browns after 2 seasons at LSU (1999-2000)...Prior to attending LSU, Josh spent 5 years (1994-98) as an infielder in the Florida Marlins organization, including 13 games in the majors...Younger brother, Jack, was an All-State QB in 2007 as a senior at Calvary Baptist.

PRO Will compete for a backup QB position in 2008...Played at USC under Pete Carroll, a former Vikings assistant coach from 1985-89...Was the 6th QB drafted in 2008...Part of 10-player USC draft class in 2008.

COLLEGE Started 23 total games at USC...Finished his career ranked 4th all-time with 55 career TDs, 5th with 518 completions and 5th with 6,125 passing yards...Also finished 6th all-time with 5,945 yards of total offense...Threw at least 1 TD pass in 22 of his 23 starts, at least 2 TDs in 16 games, at least 3 TDs in 11 games and at least 4 TDs in 3 games...Had 200-plus yard passing games 18 times in his career...Threw for 300+ yards 4 times...Went 20-3 as a starter and 9-0 against AP-ranked opponents...Played in 2 Rose Bowls and holds the Rose Bowl record for career TD passes (7)...Was only the 8th player at USC to be named a team captain twice...His 215 completions in 2007 ranks him 11th on USC's season passing list and his 2,255 yards of total offense ranks 16th for a single season...Earned Rose Bowl Offensive MVP honors in 2007 when he completed 25-of-37 passes for 255 yards

and 3 TDs and 1 INT against Illinois...Made the 2006 All-Pac-10 1st team...Tied for 4th on USC's season passing list with 269 completions in 2006 and ranked 5th on the season list with 3,347 passing yards as he joined Carson Palmer,



Rob Johnson and Matt Leinart as the only Trojans to eclipse 3,000 passing yards in a season...His 3,294 yards of total offense in 2006 ranks 5th on USC's season ladder (15th on the Pac-10 list)...Ranked 4th all-time with 29 TD passes in a single season in 2006 (tied for 9th in Pac-10 ranks)...Threw for a career-high 406 yards and 3 TDs on 24-of-39 passing at Oregon State in 2006...Tied Rose Bowl record with 4 passing TDs in 2006 vs. Michigan...Redshirted as a sophomore in 2004 due to a bruised right elbow.

PREP Led Evangel Christian Academy (Shreveport, LA) to back-to-back state titles as a sophomore and a junior...Enrolled early at USC, passing up senior season at Evangel...Earned Student Sports Underclass All-American and Class 5A All-State honors as a sophomore and a junior as he threw for 4,330 yards and 50 TDs and 4,144 yards and 38 TDs in those respective seasons...Finished his high school career with 8,474 passing yards with 88 TDs...Began playing varsity football as a 7th-grader.

QBs of Troy

John David Booty ranks among the top signal callers in the history of the USC Trojans. His accuracy and on-field leadership led the team to 2 Rose Bowls.

USC CAREER TD PASSES

PLAYER	TD
Carson Palmer	.99
Matt Leinart	.72
Rob Johnson	.58
John David Booty	.55



BOOTY'S COLLEGE TOTALS

Year	Att.	Comp.	Yds.	%	PASSING		
					TD	INT	LG
2003	14	7	90	50.0	0	0	33
2004	medical redshirt						
2005	42	27	327	64.3	3	2	31
2006	436	269	3347	61.7	29	9	62
2007	340	215	2361	63.2	23	10	63
Totals	.832	518	6125	62.3	55	21	63



LETROY GUION DT / #98

HEIGHT 6-4 WEIGHT 303

DOB 6-21-87

COLLEGE FLORIDA STATE

ACQUIRED D5B (#152) FOR 2008

NFL ROOKIE

VIKINGS ROOKIE

• The 1st Florida State player drafted by the Vikings since CB Corey Fuller in 1995.

• Florida Class 2A Mr. Football runner-up as a senior.

• The youngest Viking, turned 21 on 6/21/08.

OFF THE FIELD Name is pronounced GUY-in...Florida native played at FSU despite growing up in Starke, in the shadow of arch-rival University of Florida...Majored in undergraduate studies...The Vikings youngest player (6/21/87) will be 21 during the season, 16 years younger than QB Gus Ferretre (7/31/71), the oldest player on the team...Nickname is Baloo, the character from the Jungle Book...An avid fisherman, aspires to a career as a game warden following his playing days...Is the oldest of 5 children in his family.

PRO Will learn the pro game behind a pair of Pro Bowlers in Kevin Williams and Pat Williams...Part of the Vikings smallest draft class in team history with 5 selections...Is the only defensive lineman drafted by the Vikings in 2008 and 1 of 2 defensive players...The 1st FSU player drafted by the Vikings since 1995 when CB Corey Fuller was a 2nd-round pick...Entered the NFL after his junior season...Was the 2nd of 3 FSU players drafted in 2008, joining fellow DT Andre Fluellen (3rd round) and LB Geno Hayes (6th round).

COLLEGE Started in Emerald Bowl against UCLA as a sophomore...Started 14 of the 32 career games he played at FSU...Opened career-high 8 games as a junior, his final campaign with the Seminoles...Was the only FSU true freshman defensive player to earn a start in 2005...Played for FSU defensive line coach Odell Haggins, a former Seminole All-America and 1990 NFL Draft pick by San Francisco...Started career-high 8 games and played in 12 as a junior...Team went 7-5 in the 12 games he played in...Ranked 9th on team with 31 tackles...Tied for team lead with 2 FRs...Started 8 straight games in middle of season, games 3-10...Started in upset win over #22 Alabama...Had season-high 8 tackles in loss at Wake Forest...Posted lone sack of season in 24-16 win over Maryland in Tallahassee, the Noles final win of the season...Earned FSU's Big Otis Award as the player most dedicated to physical development...Earned 5 starts as a sophomore in his 12 games played...Started in Emerald Bowl against UCLA...Got the start in ACC games against Virginia and Wake Forest, non-conference matchup with Western Michigan and in the regular-season ending rivalry game vs. Florida...Notched 1st career sack against Western Michigan and set career high with 8 tackles in the



game...Started 1st career game as a freshman vs. The Citadel at DT and played in 10 games as a true freshman...Was the lone FSU true freshman defender to start a game...Had season-best 5 tackles vs. Citadel...Played on team that went 8-5 and advanced to

Orange Bowl, the best record he helped post during his 3 seasons at FSU.

PREP Helped Bradford High advance to Florida Class 2A state semifinals as a sophomore, junior and senior...Honored as *Gainesville Sun* Player of the Year as a senior...Named All-State 1st-Team as a junior and senior...Played in Cali-Florida Bowl all-star game...Notched 12 sacks, 131 tackles and forced 11 fumbles as a senior.



GUION'S COLLEGE TOTALS

Year	GP/GS	Tackles			Total	Sacks	PBU	TFL	FF	FR	INT
		Solo	Asst.	Asst.							
2005	8/1	7	3	10	0.0	0	2.0	0	0	0	
2006	12/5	10	15	25	0.5	0	4.0	1	0	0	
2007	12/8	14	17	31	1.0	1	6.5	0	2	0	
Totals	32/14	31	35	66	1.5	1	12.5	1	2	0	



JOHN SULLIVAN C / #65

HEIGHT 6-4 WEIGHT 301

DOB 8-8-85

COLLEGE NOTRE DAME

ACQUIRED D5B (#187) FOR 2008

NFL ROOKIE

VIKINGS ROOKIE

- Served as a Notre Dame team captain as a senior.
- Earned degree in marketing in May 2007 and played his senior season while enrolled in graduate studies.
- Attended the same high school as former 49ers great Steve Young- Greenwich (CT) High.

OFF THE FIELD Brother, Rick, played rugby at Indiana University...Graduated with degree in marketing in spring semester 2007 and played his senior season of football at Notre Dame while enrolled in graduate studies...Had a 3.5 grade point average in his final semester in undergrad school...Attended same high school as former 49ers great Steve Young...Excelled in wrestling as a prep, winning heavyweight state titles as a sophomore, junior and senior and placed 7th in national meet...Played rugby and water polo in high school.

PRO Was the 4th C drafted in 2008 and became the 1st Notre Dame C drafted since 2003 when Jeff Faine was taken by Cleveland in the 1st round...The last Notre Dame C the Vikings drafted was Dave Huffman, #43 in 1979...The last Irish player selected by the Vikings was current Vikings Radio Network color analyst Pete Bercich, #211 overall in 1994...Recruited to Notre Dame and played his freshman and sophomore seasons under former Vikings assistant coach Tyrone Willingham.

COLLEGE Starter in BCS Bowl games as a sophomore and junior, opening the Sugar Bowl vs. LSU as a junior and Fiesta Bowl vs. Ohio State as a sophomore...Guided Irish to 10-3 mark in 2006 and 9-3 record in 2005...Played final 3 seasons in South Bend under former New England Patriots offensive coordinator Charlie Weis after starting career with head coach Tyrone Willingham...Played in 47 and started 43 games for the Irish...Paved the way for a 1,000-yard rusher as a sophomore and junior and protected Brady Quinn as a sophomore and junior as he threw for 3,000 yards...Served as 1 of 5 Irish captains as a senior...Named Notre Dame Guardian of the Year from Guardian Life Insurance as a senior...Snapped to 3 different QBs during the 2007 season...Presason All-America choice by Street & Smith as a senior...Missed game vs. Duke (11/17/07) that snapped a streak of 31 consecutive starts...Helped RB Darius Walker rush for 100 yards in 6 games a junior and break the 1,000-yard mark in 2006...Cleared the way for Walker to break the 1,000-yard mark in consecutive seasons in 2005 and 2006...Paved the way for Walker to rush for 100+ yards in 7 games in 2005...Started all 12 games as a sophomore in 2004...Did

not play as a true freshman in 2004.



PREP Named Gatorade's Connecticut Player of the Year as a senior at Greenwich High...Named All-America by SuperPrep and Parade while earning 2nd-team notice by USA Today and ESPN.com...Selected to U.S. Army All-America Bowl game in San Antonio...Helped team to 12-1-1 mark as a senior and a berth in the state title game...Posted 138-6 record as a heavyweight wrestler, winning state championships as sophomore, junior and senior...Played water polo and rugby as a prep.



ROOKIES



JAYMAR JOHNSON

WR / #11

HEIGHT 6-0 WEIGHT 176

DOB 7-10-84

COLLEGE JACKSON STATE

ACQUIRED DGB (#193) FOR 2008

NFL ROOKIE

VIKINGS ROOKIE

- The 1st Jackson State player the Vikings have drafted since DE Fernando Smith in the 2nd round of 1994 Draft.
- Scored by rush, punt return and reception at JSU.
- Married before his junior year of college to high school sweetheart, Kassy.

OFF THE FIELD Majored in health education at JSU...Brother, James, played football at Arkansas-Pine Bluff...Married before his junior year at JSU to high school sweetheart, Kassy...Enjoys playing saxophone, an instrument he picked up in junior high...Is the youngest of 8 children...Aspires to go into the physical therapy or medical field after football.

PRO The 1st Jackson State player drafted since 2000 when WR Sylvester Morris was a 1st-round choice by Kansas City...The last JSU player drafted by the Vikings was DE Fernando Smith in 1994.

COLLEGE Helped lead Tigers to Southwest Athletic Conference title as a senior, completing dramatic turnaround by a JSU program that went 2-9 in 2005 and improved to 8-4 in 2007...Started every game he played over his final 3 seasons at JSU...Was the 1st player from a Mississippi college drafted in 2008...Had career-high 199 receiving yards against Southern as a junior on 7 catches...Played 1st college game against Alabama State and future Vikings QB Tarvaris Jackson on 10/9/04.

2007 Helped guide Jackson State to SWAC title with an 8-4 record...Part of JSU's dramatic comeback win over Grambling in the SWAC Championship game, scoring 14 points in the 4th quarter for a 42-31 win...The championship game victory by Jackson State avenged an earlier loss during the season to Grambling...Led JSU in receiving in SWAC title game...Averaged 17.0 yards per catch as a senior...Had 2-TD receiving games at Southern and at Prairie View...Scored on a 75-yard punt return and a receiving TD vs. Texas Southern...Had season-high 105 yards vs. Grambling in the 1st meeting of the teams.

2006 Tigers went 6-5 in head coach Rick Comegy's 1st season at the helm of Jackson State...Scored 2 TDs receiving and another on a punt return...Scored on a punt



return TD in the season opener vs. Paul Quinn...Caught 2 TDs vs. Southern and set career-high with 199 receiving yards in a 31-28 JSU win...Had a catch in all 11 games...Set career-high with 17.6 yard-per-catch average.

2005 Scored 1st career TDs on reception and a rush in a win at Mississippi Valley State, ending day with 5 catches for 67 yards...Posted TDs on 45-yard reverse and a 13-yard reception against Mississippi Valley State...Had season-high 68 receiving yards vs. Texas Southern...Missed 4 of the final 5 games of the season with knee injury.

2004 Contributed 4 kickoff returns during freshman season...Saw action in 3 games...Played 1st collegiate game against Alabama State and future Vikings QB Tarvaris Jackson on 10/9/04.

PREP Named All-State as a senior at William A. Wirt High in Gary, IN...Caught 20 TDs in 8 games as a senior.



JOHNSON'S COLLEGE TOTALS

Year	GP/GS	Rec	Yds	Avg	LG	TD	PR	Yds	TD	KR	Yds	TD
2004	3/0	0	0	0.0	0	0	0	0	0	4	63	0
2005	7/7	22	285	13.0	36	1	0	0	0	2	52	0
2006	11/11	30	527	17.6	70	2	19	241	1	8	55	0
2007	12/12	36	613	17.0	44	7	24	231	1	9	152	0
Totals	33/30	88	1425	16.2	70	10	43	472	2	23	322	0

Year	Rush	Yds	Avg	TD
2005	2	44	22.0	1
2006	4	63	15.8	0
2007	6	15	2.5	0
Totals	12	122	10.1	1

2008 VIKINGS ROOKIE FREE AGENTS

#39 Husain Abdullah, S, Washington State, Rookie, HT 6-0, WT 204, DOB 7-27-85

OFF THE FIELD Majored in sociology at WSU, graduating in May 2008...Comes from a family with 12 children...Name is pronounced Hoo-sayn...Married to Zhavon, with a son, Jalaal...Interested in a career as an academic advisor and coach at the high school level.

PRO Brother, Hazma, was a starter for Denver Broncos in 2007...Teammates at WSU with Vikings DB Eric Frampton.
COLLEGE Named Honorable Mention All-Pac 10 as a senior after recording team-highs with 93 tackles and 4 INTs...Named Cougars Defensive MVP... Finished career with 10 picks, placing him 11th in school history...Started 33 consecutive games to finish his career...Recorded 239 tackles, 12 passes defended, and 10 interceptions returned for 172 total yards during his career...Named Pac 10 Defensive Player of the Week for performance against Stanford (11/10/07), recording 14 tackles and an interception returned 55 yards for a game-sealing touchdown...Picked off Vikings 5th-round pick John David Booty in 2007...Started all 12 games as a junior in 2006...Tied for 2nd on the team with 3 interceptions...Registered 66 tackles...Started 9 games and played in 10 as a sophomore in 2005...Recorded 54 tackles in just 9 games...Picked off 2 passes against Cal (10/22/05)...Played in 11 games as a freshman in 2004...Intercepted a pass and recovered a fumble in his 1st collegiate game against New Mexico (9/3/04).

PREP Named to second team All-CIF as a senior at Pomona (CA) High...CIF Div. 9 Defensive Player of the Year...Named to the All-CIF All-Division 2nd team...First team All-Valle Vista League as a DB and WR...Lettered 3 years in golf and 2 years in basketball.

#61 Martail Burnett, DE, Utah, Rookie, HT 6-3, WT 262, DOB 1-10-85

OFF THE FIELD Married, wife's name is Misty...Has 3 brothers...Earned degree in criminology in December 2007...Learned to enjoy snowmobiling in Utah...Aspires to a career as a youth counselor...Name is pronounced MARTEL.

PRO Will compete for roster spot on competitive defensive line...Signed as a rookie free agent on 4/27/08.

COLLEGE Recruited as a safety...Moved to DE after red-shirting and gained over 50 pounds during 4 collegiate seasons to bulk up for the position...Started 32 consecutive games to finish his college career...Ranks in the top 10 in school history with 17.0 sacks and 33.5 TFL during his career...Blocked a kick in the 2005 Fiesta Bowl as a freshman...All-Mountain West Conference 1st team selection as a senior...Started all 13 games...Recorded team highs with 7.0 sacks and 15 tackles for loss...Intercepted a pass against TCU (10/18/07) and returned it 55 yards for his 1st career TD in a 27-20 victory...Named Honorable Mention All-Mountain West as a junior...Started all 13 games...Led team in sacks (5.5) and tackles for loss (10.5)...Played in 12 games and started 8 in 2004.

PREP All-Conference and All-Area...David Starr Jordan High (Los Angeles) team captain...Lettered in 3 sports...First person from his high school in 18 years to qualify for state track and field meet...Student vice president of athletics.

#86 Daniel Davis, WR, Texas Southern, Rookie, HT 5-9, WT 165, DOB 9-6-85

OFF THE FIELD College head coach at Texas Southern was former Dallas and Denver DB Steve Wilson.

PRO Will compete for roster spot on offense and special teams...Signed as a rookie free agent on 5/27/08...Played in SWAC at TSU, facing Tarvaris Jackson and the Alabama

State Hornets.

COLLEGE Caught 32 passes for 406 yards and a team-high 4 TDs in 2007 despite playing in only 9 games...Team's primary punt returner, recording 86 yards on 13 punt returns and returned 12 kicks for 186 yards...Caught 43 passes for 425 yards and a team-high 5 TDs in 2006...Served as primary punt returner...Brought back a kick return and punt return for touchdowns during his sophomore season...Also caught 2 touchdown passes...Served mainly as a return specialist during freshman season...Recorded 224 total return yards.

PREP Standout at Houston's Lamar High.

#66 Leger Douzable, DT, Central Florida, Rookie, HT 6-4, WT 305, DOB 5-31-86

OFF THE FIELD Earned degree in interpersonal organizational communication from UCF in spring 2008...Name is pronounced Lee-jay DOO-zuh-bull...Head coach at UCF was former Vikings defensive coordinator George O'Leary and current Vikings assistant coach Ryan Silverfield was on Golden Knights staff...Enjoys cooking...Worked with families in Tampa through the Share Program that gives discounted groceries and provides the bagging service.

PRO Will compete for a spot in the Vikings defensive line rotation...Signed as a rookie free agent on 4/27/08.

COLLEGE Named Academic All-Conference USA twice during career...Recorded 14.5 sacks, 24.5 tackles for loss, and 12 QB pressures over his final 2 collegiate seasons...Part of Conference USA championship squad during senior season...Started 24 games and played in 49 for the Golden Knights...Started all 14 games as a senior...Named All-Conference USA 1st Team...Led team in sacks (7.5) and tackles for loss (14.0) for 2nd straight season...Part of Central Florida squad that captured the Conference USA crown and finished the season 10-4...Started 9 games and played in all 12 as a junior...Named to All-Conference USA 3rd-Team in 2006...Played in 11 games as a true freshman.

PREP Two-year letter-winner at Alonso High School in Tampa...Finished with 50 tackles and 10 sacks as a senior...Returned an interception for a TD along with blocking 2 FGs...Second-Team All-County selection as a senior...Lettered in basketball.



#35 Marcus Griffin, S, Texas, Rookie, HT 5-10, WT 201, DOB 1-4-85

OFF THE FIELD Earned bachelor's degree in government in December 2007...Named to UT Athletic Director's Honor Roll 3 times...Both parents, Ronald and Mae, are retired after 20+ year careers in the Air Force and Navy respectively...Active in UT community service programs...Member of National Honor Society in high school...Served an internship at Texas state capital where he worked for the Speaker of the House...Aspires to attend law school.

PRO Twin brother, Michael Griffin, plays for Tennessee Titans, selected in the 1st round (#19) of the 2007 Draft...Will compete for spot in defensive backfield and on special teams...Team mates at UT with fellow Vikings CB Cedric Griffin, DE Brian Robison, LS Cullen Loeffler and WR Nate Jones.

COLLEGE Helped Longhorns to 2005 national title with upset win over USC in Rose Bowl...UT went 44-7 during his career...Earned 23 starts in 49 career games for Longhorns, all starts coming as a junior and senior...Named 1st-Team All-Big 12 as a senior by conference coaches...Part of UT teams that went 4-0 in bowl games...Led team with 99 tackles as a senior and added 5 INTs...Snared 2 INTs against Baylor, including a 91-yard INT-return TD to rank 3rd-longest in UT history and the longest in 71 years...Tied career-high with 2 INTs in final collegiate game against Arizona State in Holiday Bowl...Started 10 games at SS as a junior, earning UT's Outstanding Defensive Newcomer award...Twin brother, Michael, was the other starter at FS for the Horns in 2006...Ranked 2nd on team with 90 tackles, added a sack, an INT and 2 FF...Played in 13 games as a sophomore in 2005 and contributed heavily on special teams...Played in National Championship game win over USC in 2006 Rose Bowl

PREP Attended Bowie High in Austin, TX...Named All-Central Texas as a DB as a senior...A 1st-Team All-District choice as a senior on offense and defense...Competed in basketball and track.

#1 Steven Hauschka, K, North Carolina State, Rookie, HT 6-2, WT 185, DOB 6-29-85

OFF THE FIELD Pursued his master's degree while playing at North Carolina State...Received his bachelor's degree in neuroscience from Middlebury College...Aspires to a career in medicine after his playing career...Played soccer through high school and into college before joining Middlebury's football team as a sophomore...Last name is pronounced HOWSH-kuh.

PRO Originally signed as a rookie free agent with the Vikings following the 2008 draft...Considered to have significant upside after only playing football for the past 4 years.

COLLEGE Graduate student who played one season at North Carolina State in 2007 after graduating from Division III Middlebury College, where he kicked for 3 years...Walked on at NC State to continue his playing career...Played varsity football, soccer and lacrosse during his tenure at Division III Middlebury...Helped Middlebury win 2006 New England Small College Athletic Conference title...Won the kicking job at NC State in 2007 and led the ACC in FG percentage (88.9%), finishing the season 16-of-18...That finish ranked as the 6th-best in NC State history...Was 8-of-8 on FGs from over 40 yards, including a long of 49...Also led the league with a perfect mark on PATs, connecting on 25-of-25...Was named a semifinalist for the 2007 Lou Groza Award and earned Academic All-ACC honors...Connected on 10 consecutive FGs to begin the season, which tied for the 4th best mark for consecutive FGs in team history...His first miss of the season came in an OT win against Miami, but he made up for it by connecting on the next 4 FGs in the game, including the game-winner in OT, the ACC Specialist of the Week for that performance...Before joining NC State, was a 3-year kicker for

Middlebury College where he broke the school's single-season FG record (10) and career FG record (20)...Was a 1st-team all-conference kicker and punter as a senior and 2nd-team all-conference as a sophomore and junior...Named to the New England Football Writers Division II/III All-New England team, was a District I Academic All-American by CoSIDA, and was named to the D3football.com 2nd-team All-East team...Finished his career at Middlebury 20-of-28 on FG attempts and 35-of-40 on PATs...Played football for the first time as a sophomore at Middlebury...Played varsity football, soccer and lacrosse during his tenure at Division III Middlebury.

PREP Played soccer at Needham High School (Needham, MA)...Did not play high school football.

#50 Erin Henderson, LB, Maryland, Rookie, HT 6-3, WT 244, DOB 7-1-86

OFF THE FIELD Majored in communications and will earn his degree in summer 2008 in under 4 years...Brother of Vikings LB E.J. Henderson...Has never been teammates with E.J...Active with brother's E.J. Henderson Foundation and Game Speed Football Academy...Aspires to a career in broadcasting following football.

PRO Declared himself eligible for the NFL Draft after his junior season at Maryland...Widely regarded as one of the top undrafted players in 2008...AAU basketball teammates with 2008 NFL draft pick Brandon Albert, the #15 pick by Kansas City.

COLLEGE Played 2 full seasons, 2006 and 2007, missing 2005 season with knee injury during fall camp and red-shirted in 2004...Helped team to Emerald Bowl in 2007 and Champs Sports Bowl in 2006...Led Atlantic Coast Conference in tackles in 2007 and ranked 9th in the nation with 11.08 tackles per game...Had 9 games in 2007 with double-digit tackles...Earned honorable mention All-America from *Pro Football Weekly*, *Rivals.com*, *SI.com* and *College Football News* in 2007...Entered junior season as a *Playboy* Preseason All-America...Posted career-best 133 tackles as a junior and started all 12 games...Had career-best 18 tackles vs. Virginia in 2007...Earned 2nd-Team All-ACC as a sophomore...Led team and ranked 2nd in ACC with 114 tackles in 2006...Started 12 games and played in 13 as sophomore...Posted 6 games with double-digit tackles...Scored TD on a 45-yard INT return at Virginia for the game-winning points...Started 1st career game vs. William & Mary in season opener...Injured knee in 2005 fall camp and was sidelined for the season...Redshirted in 2004, coming to campus as a QB before moving to LB midway through the fall.

PREP Standout QB and LB led Aberdeen High to 1st state championship with 12-1 record as a senior...Named Baltimore Sun Player of the Year as a senior...Named to Associated Press All-State team as a junior and senior...Competed in basketball and track, winning county title in hoops.

#13 Nate Jones, WR, Texas, Rookie, HT 6-1, WT 195, DOB 12-30-85

OFF THE FIELD Graduated with degree in youth and community studies with a minor in business in December 2007, taking less than 4 years to get his degree...Named 1st-Team Academic All-Big 12 and was a 3-time UT Athletic Director's Honor Roll selection...Father, Nathan, was a LB/DB at Arkansas...Active in youth leadership groups and with student mentoring.

PRO Will compete for spot on Vikings WR roster...Teammates at UT with Viking defenders Cedric Griffin, Brian Robison and Marcus Griffin.

COLLEGE Helped Longhorns to 2005 national title with upset win over USC in Rose Bowl...UT went 44-7 during his career...Part of UT teams that went 4-0 in bowl games...Posted impressive senior season by leading team with 70 catches, tied for the 2nd-best single-season performance by a Longhorn...Notched 795 yards and 5 TDs

as a senior...Had 29 catches in opening 3 seasons at UT...Ended career with 99 catches for 1,088 yards and 9 TDs...Started 18 of the 49 career games he played...Had 12 catches of 20+ yards as a senior...Notched career-high 9 catches in senior season opener against Arkansas State...Played in 13 games as a junior and had 3 TDs in his 13 catches...Played Iowa in Alamo Bowl to end junior year...Scored 1st career TD on a catch vs. Louisiana-Lafayette as a sophomore...Started 5 games and played in 11 as a freshman...Started vs. Michigan in Rose Bowl as a freshman.

PREP Named All-State as a 2-way player at Texas High in Texarkana, TX...Led team to 14-1 record and Class 4A Division I state title as a junior...Team went 27-2 between his junior and senior seasons...Was a 3-year starter who played WR, CB, FS and QB.

#36 Travis Key, CB, Michigan State, Rookie, HT 5-10, WT 185, DOB 12-31-85

OFF THE FIELD Earned his bachelor's degree from Michigan State in consumer product packaging...Grew up on the south side of Chicago (Harvey) until moving to Three Rivers, MI as a junior in high school...Engaged to be married...Youngest of 6 children in his family.

PRO Originally signed as a rookie free agent with the Vikings following the 2008 draft...Will compete for a roster spot in Vikings defensive backfield...Teammates with Vikings LB David Herron at MSU.

COLLEGE Played in 40 career games at Michigan State, finishing with 113 tackles, 4.5 tackles for a loss, 4 forced fumbles, 3 interceptions and 9 passes defended...Was a walk-on who was voted one of 4 team captains by his teammates as a senior...Was a 3-time Academic All-Big Ten selection (senior, junior, sophomore)...Worked his way into the starting SS position in 2007, starting 8 of the 13 games he played in, including the Champs Sports Bowl vs. Boston College...Earned 2007 honorable mention All-Big Ten honors from the media...Had 4 career FF, 2 of them coming in his senior season...Scored 3 career TDs (one INT return, one FR, and one blocked punt)...Ranked 3rd on the team with 69 tackles, tied for 2nd with 2 interceptions and had 6 passes defended in 2007...Returned a fumble for a TD vs. Purdue and returned an INT for a score vs. Pitt...Tied a career high and established a season-high with 9 tackles vs. Northwestern...Also forced a fumble in that game...Played in all 12 games and started one in 2006, finishing 6th on the team in tackles with 42 (24 solo), including 3.5 for a loss...Had a career-best 9 solo tackles in his 1st collegiate start vs. Penn State...Notched his 1st career INT vs. Northwestern to set up the game-winning field goal...Played in 9 games as a sophomore and 6 games as a freshman in 2004.

PREP Earned All-Conference and All-Region honors as a senior at Three Rivers (MI) High School...Was a 2-year starter at CB and WR...Intercepted 4 passes and returned 3 kicks (2 kickoffs, 1 punt) for scores as a senior...Was also a 3-year letterman in track as a sprinter, earning All-State honors in the 4x100 and 4x200 relays...Started at point guard for 2 years on the Wildcat basketball team.

#49 J Leman, LB, Illinois, Rookie, HT 6-2, WT 240, DOB 3-1-85

OFF THE FIELD Accomplished student was a finalist for the Draddy Award and was a National Football Foundation Scholar-Athlete...Earned his undergrad degree in speech communications in August 2006 after only 3 years at Illinois...Enrolled in graduate school in human resource education...Family owned a lawn care business and he spent his summers mowing Champaign-area yards...Younger brother, Cory, plays football at Eastern Illinois...Both parents are pastors...Active in FCA and with Alzheimers Foundation...Engaged to former Illini volleyball player Katy Pratapas with a July 2008 wedding planned.

PRO Will compete for a spot on special teams and in deep

LB corps...Is the lone Illini player on the Vikings roster.

COLLEGE One of the most decorated Illinois players in recent memory who ended his career ranked 6th in school history in tackles...Consensus All-America as a senior was a 1st-Team choice by the AFCA and the Football Writers Association...Earned 2nd-Team honors by Walter Camp and Associated Press...Led team in tackles as a junior and senior...Named 1st-Team All-Big Ten by coaches and media as a senior and by media as a junior, earning 2nd-Team from coaches as a junior...Named Illini MVP as a junior...Set career-high with 22 tackles as a junior at Northwestern, matching the highest total in the NCAA in 2006...Moved into starting lineup for the final 5 games of redshirt freshman season en route to making *Sporting News* Freshman All-Big Ten team...Redshirted in 2003.

PREP Named All-State as a senior...Selected as Area Player of the Year by Champaign News-Gazette...Lettered in football, basketball and track.



#68 Tim Mattran, C, Stanford, Rookie, HT 6-4, WT 308, DOB 10-23-84

OFF THE FIELD Local product attended Chaska High in suburban Minneapolis...Holds undergrad degree in science, technology and society who is working toward master's degree in sociology...Valedictorian at Chaska High in 2002...Named to Academic All-Pac 10 team 4 times in his career.

PRO Will look to compete for a spot on Vikings strong offensive line...Capable of playing several positions on the line.

COLLEGE Ended career with 18 starts...Opened all 12 games as a senior...Took over as starter during 2005 season for 6 games but missed 2006 with ankle injury...Played for 3 head coaches during his Cardinal career- Buddy Teevens (2002-04), Walt Harris (2005-06) and Jim Harbaugh (2007)...Granted a medical redshirt in 2006 that allowed him to return in 2007 for his 6th season at Stanford.

PREP Standout in football and track for Chaska Hawks...Captain of track team threw shot put and discus...Competed in state science bowl.

#60 Drew Radovich, T, Southern California, Rookie, HT 6-5, WT 305, DOB 6-20-85

OFF THE FIELD Earned his bachelor's degree in sociology from Southern California...Aspires to be a policeman or a Secret Service agent after football...Father, Mark, was a LB at Arizona State from 1974-76...Name is pronounced RAD-O-vitch...Enjoys surfing and snowboarding.

PRO Originally signed as a rookie free agent with the Vikings following the 2008 draft...Looks to join a talented offensive line that helped the Vikings lead the league in rushing in 2007...Has the ability to play both OT and OG.

COLLEGE Started 25 of his final 26 games at Southern California, including the 2006 and 2007 Rose Bowl Championship squads...Played in 39 career games with 25 starts...Moved from LG to RT in the spring of 2007, and went on to start 12 of 13 games his senior season...Was a 2007 All-Pac 10 honorable mention selection and a Senior Bowl invitee...Started all 13 games as a junior after missing most of 2005 due to a hip strain that required surgery...Played in 3 games in 2005 as a reserve offensive guard and on special teams before suffering a hip strain and was forced to redshirt...Switched from OT to OG in the spring of 2005...Was a backup tackle as a redshirt freshman in 2004 and also played on special teams, seeing action in 10 games...Redshirted as a freshman in 2003.

PREP Helped Mission Viejo (Calif.) High to consecutive 14-0 records and CIF Division II championships in both 2001 and 2002...Played in US Army All-America Game...Earned numerous All-America honors, including Parade All-American 1st team, Super Prep All-American, Prep Star All-American and Tom Lemming All-American...Head coach at Mission Viejo was Bob Johnson, father of former USC and NFL QB Rob Johnson

#82 Darius Reynaud, WR, West Virginia, Rookie, HT 5-9, WT 201, DOB 12-29-85

OFF THE FIELD Majored in athletic coaching...Named to Athletic Director's Honor Roll...Engaged and has a daughter, Darion.

PRO Teammates at WVU with fellow Vikings CB Dee McCann and C Dan Mozes...Joins Mozes as consecutive priority rookie free agents from Mountaineers...Declared for NFL Draft following his junior season.

COLLEGE Started 32 of the 38 games he played in 3 seasons at WVU...Left Mountaineers ranked among the school's all-time leaders in receptions and TDs in only 3 seasons...Ranks 3rd in school history with 19 TD catches and 5th with 133 catches in WVU record book...Became only the 10th WVU player with 3,000 career all-purpose yards-1,550 receiving, 1,126 on kickoff returns and 410 rushing...Caught 12 TDs in 2007, matching the WVU record set by Chris Henry in 2004...Ranks 2nd in school history with a kickoff return average of 26.8...Tied for 4th in school history with 64 catches in 2007...His 813 yards on kickoff returns in 2006 is the 3rd-best total in WVU annals...Part of West Virginia's prominent rise that resulted in BCS Bowl berths in the 2006 Sugar and 2008 Fiesta...Named to All-Big East 2nd Team honors in 2006 and 2007...Scored by reception (19), rush (2) and kickoff return (2)...Named Iron Mountaineer as top performer in 2007 offseason program...Posted 96-yard kickoff return TD vs. Maryland in 2006...Sat out 2004 as a Prop 48 student.

PREP Led Hahnville High to Louisiana Class 5A state title as a senior with a 15-0 record...Named MVP of state championship game...All-State honoree in football and state champion in the long jump as a senior.

#33 Brandon Sumrall, CB, Southern Mississippi, Rookie, HT 5-10, WT 193, DOB 7-15-86

OFF THE FIELD Majored in coaching and sport administration, earning degree in December 2007...Cousins with NFL

brothers LaRon and Dawan Landry...An avid bowler.

PRO Will compete for roster spot in secondary...Signed as a rookie free agent on 4/27/08.

COLLEGE Three-time All-Conference USA selection...Started final 3 seasons during his career...Finished career with 272 tackles, 10 TFL, 4.0 sacks, 16 PD, 12 INTs, 9 FFs, and 2 FRs...Made 4 consecutive bowl appearances...Named to All-Conference USA 1st team as a senior...Started all 13 games...Recorded 98 tackles and team-high 6 INTs...Returned an INT 82 yards for a TD against Memphis...Named to All-Conference USA 3rd team as a junior...Started all 14 games...Named All-Conference USA 2nd team as a sophomore...Started all 12 games.

PREP Selected First-Team All-State Class 2A by the Mississippi Association of Coaches...Co-MVP of District 8-2A...Played basketball and ran track.



#30 Marcus Walker, CB, Oklahoma, Rookie, HT 5-11, WT 191, DOB 5-23-86

OFF THE FIELD Majored in human relations and will be the 1st member of his family to earn a college degree...Roommates at OU with Adrian Peterson...Named to Academic All-Big 12 2nd-Team as a sophomore.

PRO Will compete for spot in defensive backfield and on special teams...Teammates at OU with Vikings Adrian Peterson and Rufus Alexander...High school teammates with Chiefs LB Derrick Johnson.

COLLEGE Helped OU win the Big 12 title 3 times during his career...Team was 42-11 during his 4 seasons...Sooners played in 3 BCS Bowls during his tenure- the 2005 Orange and 2007 and 2008 Fiesta along with beating Oregon in the Holiday Bowl...Full-time starter as a junior and senior...Started 29 of the 40 games he played at Oklahoma, including all 14 as a senior...Named All-Big 12 2nd-Team by league coaches as a junior and honorable mention as a senior...Snared all 3 career INTs as a junior in 2006...Scored on a 33-yard INT return in classic Fiesta Bowl game vs. Boise State as a junior...Was going to redshirt in 2004, but came out for the 9th game of the season vs. Texas A&M and went on to start the final 4 games of the season...Started 1st career game vs. Nebraska in 2004...Started national championship game vs. USC in Orange Bowl as a freshman...Battled shoulder injury as a

sophomore that allowed him to only play in 7 games in 2005.

PREP One of Texas' highest-ranked recruits at Waco High...Ranked as the #9 prospect in the state by SuperPrep...Played in U.S. Army All-America Game.

#3 Kyle Wright, QB, Miami, Rookie, HT 6-4, WT 220, DOB 10-18-84

OFF THE FIELD Earned bachelor's degree in sports administration in December 2006...Started Wright STEP (Stop, Think, Evaluate, Put into action) program as a way to help 4th graders in his hometown of Danville, CA make good decisions.

PRO Will look to compete for a roster spot with fellow rookie QB John David Booty and the veteran QBs in camp with the Vikings...Played on perennially strong NFL-ready program at Miami...Joins Bryant McKinnie as former Hurricanes on the Vikings roster.

COLLEGE Three-year starter went 18-12 in his 30 career starts...Ended UM career with 5,805 passing yards, 38 TDs and completed 478-of-807 passes...Stepped into starting lineup in 2005 as a sophomore and led the ACC with 18 TD passes...Suffered broken thumb in Virginia Tech game as a junior in 2006 that sidelined him for the final 4 contests after surgery...Matched a UM record with 5 TD passes at Wake Forest in 2006...Had a pair of 300-yard passing games in his Hurricane career, highlighted by 319-yard game at Wake Forest in 2005...Helped engineer an upset win over #16 Texas A&M as a senior...Canes dropped the final 4 games of the 2007 season after a 5-3 start, including an OT loss to North Carolina State and 3 losses to Top-20 teams Virginia, Virginia Tech and Boston College to end the season...Voted by teammates a team captain as a junior...Threw the 2nd-longest and 3rd-longest TD passes in UM history with a 97-yarder to Darnell Jenkins at North Carolina in 2007 and a 92-yarder to Sinorice Moss at Temple in 2005.

PREP One of the top recruits in the nation at Monte Vista High in Danville, CA...Tabbed as 2002-03 Gatorade National High School Football Player of the Year...SuperPrep National Player of the Year...Selected as Tom Lemming's #2 QB and #2 player in the country...Threw for 37 TDs and 4 INTs as a senior...Named to Parade All-America team...Graduated from high school in December 2002 and enrolled at Miami for the spring of 2003.

#34 Albert Young, RB, Iowa, Rookie, HT 5-10, WT 209, DOB 2-25-85

OFF THE FIELD Majored in health and sports studies...Member of team's 2006 and 2007 Leadership Group...Interested in a career in advertising or packaging after his football days are over...Active in youth mentorship in his hometown.

PRO Will compete for roster spot in backfield...Signed as a rookie free agent on 4/27/08...Played with Vikings LB Chad Greenway at Iowa.

COLLEGE Named Honorable Mention All-Big Ten in 2005 and 2007...Two-time recipient of team's offensive Most Valuable Player...Third player in school history to rush for over 3,000 yards during his career...Carried 660 times for 3,173 yards and 23 TDs during his career...Also caught 79 passes for 705 yards and 2 TDs...Rushed for over 100 yards in 7 consecutive games in 2005, a new school record...Recorded over 150 yards in total offense in 6 consecutive games in 2005...Team captain as a senior...Named 2nd-Team All-Big Ten by media and honorable mention by the coaches as a sophomore...Semi-finalist for Doak Walker Award.

PREP Named New Jersey Offensive Player of the Year as a senior...2002 Tom Lemming Prep Football All-America...First-Team All-State as a senior...Three-time 1st-Team All-Conference...Team MVP as a junior and senior...Rushed for 2,180 yards and scored 32 TDs during senior season...Finished prep career as the all-time leading rusher in South Jersey (5,411 yards).





Husain Abdullah



Martail Burnett



Daniel Davis



Leger Douzable



Marcus Griffin



Steven Hauschka



Erin Henderson



Nate Jones



Travis Key



J Leman



Tim Mattran



Drew Radovich



Darius Reynaud



Brandon Summral



Marcus Walker



Kyle Wright




Albert Young

VIKINGS FIND GEMS IN ROOKIE FREE AGENTS


The Vikings have had success over the history of the franchise in finding players who slipped through the cracks during the annual NFL Draft and were acquired as rookie free agents. These players enter the NFL facing long odds but have proven their worth through hard work and determination. Some of the Vikings most legendary players came to the team as undrafted rookies and the current team features some real success stories. Former Vikings center Mick Tingelhoff came to the team in 1962 undrafted out of Nebraska and went on to play and start in 240 consecutive games, ranking 2nd in team history only to Jim Marshall. Another Vikings legend, John Randle, came to his first Vikings training camp as an undersized defensive lineman from Division II Texas A&M-Kingsville. His high-energy style eventually earned him a spot on the team and the rest is history. Current players like Heath Farwell, Charles Gordon and Anthony Herrera all joined the Vikings as undrafted rookies. The Vikings roster also features DT Pat Williams and K Ryan Longwell as players who began their NFL careers as undrafted rookie free agents. Will the 2007 class produce more impact players that just needed a chance to showcase their talents?



Mick Tingelhoff



John Randle



Heath Farwell

2008 MINNESOTA VIKINGS ROSTER

No.	Name	Pos	Ht	Wt	Birthdate	Exp	College	HS Hometown
1	Hauschka, Steven	K	6-2	185	6/29/85	R	North Carolina State	Needham, MA
3	Wright, Kyle	QB	6-4	220	10/18/84	R	Miami	Danville, CA
4	Booty, John David	QB	6-3	213	1/3/85	R	Southern California	Shreveport, LA
5	Kluwe, Chris	P	6-4	215	12/24/81	4	UCLA	Los Alamitos, CA
7	Jackson, Tarvaris	QB	6-2	225	4/21/83	3	Alabama State	Montgomery, AL
8	Longwell, Ryan	K	6-0	200	8/16/74	12	California	Bend, OR
9	Bollinger, Brooks	QB	6-1	205	11/15/79	6	Wisconsin	Grand Forks, ND
11	Johnson, Jaymar	WR	6-0	176	7/10/84	R	Jackson State	Gary, IN
12	Ferrotte, Gus	QB	6-3	233	7/31/71	15	Tulsa	Ford City, PA
13	Jones, Nate	WR	6-1	195	12/30/85	R	Texas	Texarkana, TX
15	Nance, Martin	WR	6-3	212	5/26/83	1	Miami (OH)	Maryland Heights, MO
18	Rice, Sidney	WR	6-4	202	9/1/86	2	South Carolina	Gaffney, SC
19	Wade, Bobby	WR	5-10	186	2/25/81	6	Arizona	Phoenix, AZ
20	Williams, Madiou	S	6-1	203	10/18/81	5	Maryland	Lanham, MD
21	McCaughey, Marcus	CB	6-1	203	9/3/83	2	Fresno State	Sacramento, CA
22	Sapp, Benny	CB	5-9	190	1/20/81	5	Northern Iowa	Ft. Lauderdale, FL
23	Griffin, Cedric	CB	6-0	203	11/11/82	3	Texas	San Antonio, TX
24	Whitlock, Arkee	RB	5-9	203	5/10/84	1	Southern Illinois	Rock Hill, SC
25	Johnson, Tyrell	S	6-0	207	5/19/85	R	Arkansas State	Rison, AR
26	Winfield, Antoine	CB	5-9	180	6/24/77	10	Ohio State	Akron, OH
27	Boulware, Michael	S	6-3	220	9/17/81	5	Florida State	Columbia, SC
28	Peterson, Adrian	RB	6-1	217	3/21/85	2	Oklahoma	Palestine, TX
29	Taylor, Chester	RB	5-11	213	9/22/79	7	Toledo	River Rouge, MI
30	Walker, Marcus	CB	5-11	191	5/23/86	R	Oklahoma	Waco, TX
32	McCann, Dee	CB	5-10	200	4/24/83	1	West Virginia	Leakesville, MS
33	Sumrall, Brandon	CB	5-10	193	7/15/86	R	Southern Mississippi	Beaumont, MS
34	Young, Albert	RB	5-10	209	2/25/85	R	Iowa	Moorestown, NJ
35	Griffin, Marcus	S	5-10	201	1/4/85	R	Texas	Austin, TX
36	Key, Travis	CB	5-10	185	12/31/85	R	Michigan State	Three Rivers, MI
37	Frampton, Eric	S	5-11	205	2/6/84	2	Washington State	San Jose, CA
38	Tahi, Naufahu	FB	6-0	254	10/30/81	3	BYU	West Valley City, UT
39	Abdullah, Husain	S	6-0	204	7/27/85	R	Washington State	Pomona, CA
40	Kleinsasser, Jim	TE	6-3	272	1/31/77	10	North Dakota	Carrington, ND
41	Gordon, Charles	CB	5-11	180	7/18/84	3	Kansas	Santa Monica, CA
42	Sharper, Darren	S	6-2	210	11/3/75	12	William & Mary	Richmond, VA
43	Hicks, Maurice	RB	5-11	205	7/22/78	5	North Carolina A&T	Emporia, VA
44	Taph, Thomas	FB	6-1	243	3/28/80	5	Minnesota	St. Paul, MN
45	Mills, Garrett	TE	6-1	235	10/12/83	3	Tulsa	Jenks, OK
46	Loeffler, Cullen	LS	6-5	241	1/27/81	5	Texas	Ingram, TX
47	Jones, Braden	TE	6-3	260	4/20/83	2	Southern Illinois	Harrisburg, IL
49	Leman, J.	LB	6-2	240	3/1/85	R	Illinois	Champaign, IL
50	Henderson, Erin	LB	6-3	244	7/1/86	R	Maryland	Aberdeen, MD
51	Leber, Ben	LB	6-3	244	12/7/78	7	Kansas State	Vermillion, SD
52	Greenway, Chad	LB	6-2	242	1/12/83	3	Iowa	Mt. Vernon, SD
54	Ciurciu, Vinny	LB	6-0	235	5/2/80	6	Boston College	Paramus, NJ
55	Pope, Derrick	LB	6-0	232	5/4/82	5	Alabama	Galveston, TX
56	Henderson, E.J.	LB	6-1	245	8/3/80	6	Maryland	Aberdeen, MD
57	Alexander, Rufus	LB	6-1	232	4/12/83	2	Oklahoma	Baton Rouge, LA
58	Herron, David	LB	6-1	239	6/17/84	1	Michigan State	Warren, OH
59	Farwell, Heath	LB	6-0	235	12/31/81	4	San Diego State	Corona, CA
60	Radovich, Drew	T	6-5	305	6/20/85	R	Southern California	Mission Viejo, CA
61	Burnett, Martail	DE	6-3	262	1/10/85	R	Utah	Los Angeles, CA
62	Cook, Ryan	T	6-6	328	5/8/83	3	New Mexico	Albuquerque, NM
63	Daniels, Brian	G	6-4	303	10/31/84	1	Colorado	Denver, CO
64	Herrera, Anthony	G	6-2	315	6/14/80	5	Tennessee	Naples, FL
65	Sullivan, John	C	6-4	301	8/8/85	R	Notre Dame	Old Greenwich, CT
66	Jones, Mike	G	6-5	302	6/25/85	R	Iowa	Chicago Ridge, IL
66	Douzable, Leger	DT	6-4	305	5/31/86	R	Central Florida	Tampa, FL
67	Mozes, Dan	G	6-3	293	9/15/83	2	West Virginia	Washington, PA
68	Mattran, Tim	C	6-4	308	10/23/84	R	Stanford	Chaska, MN
69	Allen, Jared	DE	6-6	270	4/3/82	5	Idaho State	Los Gatos, CA
71	Allen, Kendrick	DT	6-5	328	9/14/78	5	Louisiana State	Bogalusa, LA
72	Johnson, Marcus	T	6-6	321	12/1/81	4	Mississippi	Coffeeville, MS
73	Grigsby, Otis	DE	6-3	260	11/19/80	2	Kentucky	Converse, TX
74	McKinnie, Bryant	T	6-8	335	9/23/79	7	Miami	Woodbury, NJ
75	Johnson, Chase	T	6-8	330	12/16/83	2	Wyoming	Loveland, CO
76	Hutchinson, Steve	G	6-5	313	11/1/77	8	Michigan	Ft. Lauderdale, FL
78	Birk, Matt	C	6-4	309	7/23/76	11	Harvard	St. Paul, MN
79	Hicks, Artis	G	6-4	335	11/28/78	7	Memphis	Jackson, TN
81	Shiancoe, Visanthe	TE	6-4	250	6/18/80	6	Morgan State	Laurel, MD
82	Reynaud, Darius	WR	5-9	201	12/29/85	R	West Virginia	Boutte, LA
83	Dugan, Jeff	FB	6-4	258	4/8/81	5	Maryland	Pittsburgh, PA
84	Allison, Aundrae	WR	6-0	198	6/25/84	2	East Carolina	Kannapolis, NC
85	Surrency, Justin	WR	6-0	182	1/9/85	1	Northern Iowa	St. Paul, MN
86	Davis, Daniel	WR	5-9	165	9/6/85	R	Texas Southern	Houston, TX
87	Berrian, Bernard	WR	6-1	185	12/27/80	5	Fresno State	Winton, CA
89	Ferguson, Robert	WR	6-1	219	12/17/79	8	Texas A&M	Houston, TX
90	Evans, Fred	DT	6-4	305	10/6/83	3	Texas St.-San Marcos	Morgan Park, IL
91	Edwards, Ray	DE	6-5	268	1/1/85	3	Purdue	Cincinnati, OH
92	Mitchell, Jayme	DE	6-6	285	3/15/84	3	Mississippi	Jackson, MS
93	Williams, Kevin	DT	6-5	311	8/16/80	6	Oklahoma State	Fordyce, AR
94	Williams, Pat	DT	6-3	317	10/24/72	12	Texas A&M	Monroe, LA
96	Robison, Brian	DE	6-3	259	4/27/83	2	Texas	Splendora, TX
97	Wymys, Ellis	DT	6-3	290	4/12/79	8	Mississippi State	Indianola, MS
98	Guion, Letroy	DT	6-4	303	6/21/87	R	Florida State	Starke, FL

ROOKIES



**MARNI
HUGHES**

**JEFF
PASSOLT**

**ROBYNE
ROBINSON**

**JIM
RICH**

STAYCONNECTED





2007 SEASON



GAME 1
VIKINGS 24, FALCONS 3
METRODOME
SEPTEMBER 9, 2007
NOON, FOX
ATTENDANCE – 62,815

	1	2	3	4	OT	Total
Atlanta	0	0	0	3	--	3
Minnesota	7	0	3	14	--	24

Vikings – K. Williams 54 interception return (Longwell kick) (1st-7:43)
Vikings – Longwell 49 FG (3rd-1:46)
Falcons – Prater 45 FG (4th-9:23)
Vikings – Peterson 60 pass from Jackson (Longwell kick) (4th-7:19)
Vikings – Winfield 14 interception return (Longwell kick) (4th-2:37)

	Falcons	Vikings
First Downs	17	15
Rushes/Yards	28/96	27/139
Passing Yards	199	163
Punt Returns/Yards	2/1	3/20
KO Returns/Yards	5/98	1/22
Passes (A-C-I)	32-23-2	23-13-1
Times Sacked/Yards	6/30	0/0
Punts/Average	5/46.8	5/38.0
Fumbles/Lost	1/0	1/0
Penalties/Yards	6/40	4/35
Possession Time	33:01	26:59

Passing

Falcons – Harrington 32-23-199, 71.8%, 0 TD, 2 INT, 61.8 rating.
Vikings – Jackson 23-13-163, 56.5%, 1 TD, 1 INT, 75.1 rating.

Rushing

Falcons – Dunn 22-55, Norwood 5-33, Harrington 1-8.

Vikings – Peterson 19-103, Taylor 3-18, Jackson 2-10, Tahi 2-5, Williamson 1-3.

Receiving

Falcons – Crumpler 4-40, R. White 4-29, Dunn 4-26, L. Robinson 3-32, Norwood 2-24, Blakley 2-18, Jenkins 2-13, Horn 1-14, Mughelli 1-3.

Vikings – Williamson 2-19, Shiancoe 2-18, Rice 2-10, Richardson 2-10, Peterson 1-60-1 TD, Wade 1-28, Allison 1-11, Kleinsasser 1-4, Taylor 1-3.

Sacks

Falcons – None.

Vikings – Robison 2.0 (10 yds), Henderson 1.0 (5 yds), S. Johnson 1.0 (5 yds), Udeze 1.0 (6 yds), K. Williams 1.0 (4 yds).

Tackles

Falcons – Brooking 8, Milloy 6, Boley 5, J. Williams 5, Nicholas 5.

Vikings – Henderson 10, Greenway 10, Griffin 9, Sharper 8, Edwards 7, K. Williams 7, Winfield 7.

Interceptions

Falcons – D. Hall (19 yds).

Vikings – K. Williams (54 yds), Winfield (14 yds).

NOTES: RB Adrian Peterson set a team record with 103 rushing yards in his NFL debut...With his 54-yard interception return for a touchdown, DT Kevin Williams set the team record for touchdowns by a defensive lineman with his 3rd TD...Brad Childress became the first head coach in team history to win his season openers in the first two seasons...WR Sidney Rice became only the 5th wide receiver in team history to start a season opener, joining Hassan Jones in 1986, Sammy White in 1976, Jim Lash in 1973, and Paul Flatley in 1963...LB Chad Greenway played and started his 1st career game and tied for the team lead with 10 tackles.

GAME 2
LIONS 20, VIKINGS 17 (OT)
FORD FIELD
SEPTEMBER 16, 2007
3:05, FOX
ATTENDANCE – 61,771

	1	2	3	4	OT	Total
Minnesota	0	7	10	0	0	17
Detroit	0	10	7	0	3	20

Lions – R. Williams 9 pass from Kitna (Hanson kick) (2nd-11:09)
Vikings – Jackson 1 run (Longwell kick) (2nd-8:25)
Lions – Hanson 30 FG (2nd-1:06)
Lions – Johnson 7 pass from O'Sullivan (Hanson kick) (3rd-10:06)
Vikings – Longwell 32 FG (3rd-5:57)
Vikings – Edwards 9 fumble return (Longwell kick) (3rd-5:08)
Lions – Hanson 37 FG (OT-8:55)

	Vikings	Lions
First Downs	17	29
Rushes/Yards	33/123	21/56
Passing Yards	190	359
Punt Returns/Yards	1/0	3/39
KO Returns/Yards	4/141	3/49
Passes (A-C-I)	37-20-4	56-35-3
Times Sacked/Yards	2/2	4/34
Punts/Average	4/57.5	3/39.0
Fumbles/Lost	2/1	4/2
Penalties/Yards	12/96	7/44
Possession Time	32:35	33:30

Passing

Vikings – Jackson 33-17-166, 51.1%, 0 TD, 4 INT, 26.4 rating.
 Bollinger 4-3-26, 75.0%, 0 TD, 0 INT, 91.7 rating.

Lions – Kitna 32-22-245, 66.7%, 1 TD, 1 INT, 86.0 rating.
 O'Sullivan 24-13-148, 56.5%, 1 TD, 1 INT, 54.3 rating.

Rushing

Vikings – Peterson 20-66, Moore 6-50, Jackson 5-16-1 TD, Bollinger 1-0, Wade 1(-9).

Lions – Calhoun 5-22, Bell 9-14, Kitna 3-13, Williams 1-9, Johnson 1-7, O'Sullivan 2(-9).

Receiving

Vikings – Wade 5-34, Peterson 4-52, Moore 4-36, Ferguson 3-29, Williamson 2-23, Dugan 1-11, Tahi 1-7.

Lions – Williams 7-111-1 TD, McDonald 7-71, Furrey 5-60, Johnson 4-61, Bell 4-25, McHugh 3-27, Calhoun 3-19, FitzSimmons 1-10, Kitna 1-0.

Sacks

Vikings – Edwards 1.5 (12 yds), Udeze 1.0 (16 yds), P. Williams 1.0 (2 yds), Henderson 0.5 (4 yds).

Lions – Bailey 1.5 (2 yds), White 0.5 (0 yds).

Tackles

Vikings – Winfield 12, Henderson 9, Greenway 9, Sharper 8, McCauley 8.

Lions – Lenon 11, Bryant 9, Sims 9, Bailey 6, Kennedy 6.

Interceptions

Vikings – Sharper 2 (0 yds), Smith (0 yds).

Lions – Alexander (34 yds), Smith (0 yds), Bashir (0 yds), Cody (-2 yds).

NOTES: P Chris Kluge set a new team record with a 57.5-yard gross punting average (230 yards on 4 punts), breaking Mitch Berger's mark of 55.8 set vs. Cincinnati (11/15/98)...WR Troy Williamson (56 yards) and Aundrea Allison (60 yards) each had career-long kickoff returns. It was the 1st time in team history that the Vikings had two 50-yard kickoff returns in the same game...DE Ray Edwards scored his 1st career NFL touchdown with a 9-yard fumble return.



GAME 3
CHIEFS 13, VIKINGS 10
ARROWHEAD STADIUM
SEPTEMBER 23, 2007
NOON, FOX
ATTENDANCE - 78,038

	1	2	3	4	OT	Total
Minnesota	7	3	0	0	--	10
Kansas City	0	3	3	7	--	13

Vikings - Peterson 11 run (Longwell kick) (1st-10:02)
 Vikings - Longwell 22 FG (2nd-9:18)
 Chiefs - Rayner 39 FG (2nd-3:32)
 Chiefs - Rayner 49 FG (3rd-2:58)
 Chiefs - Bowe 16 pass from Huard (4th-9:23)

	Vikings	Chiefs
First Downs	18	14
Rushes/Yards	29/123	31/50
Passing Yards	133	201
Punt Return Yards	3/27	2/18
KO Return Yards	3/60	2/55
Passes (A-C-I)	29-14-0	29-20-0
Times Sacked/Yards	5/36	1/5
Punts/Average	6/48.0	6/48.8
Fumbles/Lost	1/1	1/1
Penalties/Yards	6/45	10/61
Possession Time	28:23	31:37

Passing

Vikings - Holcomb 28-14-169, 50.0%, 0 TD, 0 INT, 68.3 rating;
 Moore 1-0-0, 0.0%, 0 TD, 0 INT, 39.6 rating.
 Chiefs - Huard 29-20-206, 76.9%, 1 TD, 0 INT, 100.6 rating.

Rushing

Vikings - Peterson 25-102-1 TD, Moore 4-21.
 Chiefs - L. Johnson 24-42, Bennett 4-7, Huard 2-4, Drummond 1(-3).

Receiving

Vikings - Wade 4-28, Shiancoe 3-51, Peterson 3-48, Rice 2-21, Moore 2-12.
 Chiefs - Gonzalez 7-96, Bowe 5-71-1 TD, Wilson 3-13, Bennett 3-9, Parker 1-22, L. Johnson 1(-5).

Sacks

Vikings - S. Johnson 1.0 (5 yds).
 Chiefs - Allen 2.0 (21 yds), Hall 2.0 (15 yards), McBride 1.0 (0 yds).

Tackles

Vikings - Greenway 14, Leber 10, Henderson 9, Udeze 8, Sharper 8, Griffin 8.
 Chiefs - D. Johnson 10, Allen 8, D. Edwards 7, Nap. Harris 4, Law 4.

Interceptions

Vikings - None.
 Chiefs - None.

NOTES: The game was the 1st regular-season contest between the teams at Arrowhead since 1999...DT Pat Williams started his 100th career game...K Ryan Longwell connected on his 250th career FG in the game...RB Adrian Peterson scored his 1st career rushing TD and ran for 100+ yards for the 2nd time in the opening 3 games...Peterson moved his yards from scrimmage total to 431 yards, setting a team record for most yards from scrimmage in the opening 3 games of the season.

GAME 4
PACKERS 23, VIKINGS 16
METRODOME
SEPTEMBER 30, 2007
NOON, FOX
ATTENDANCE - 63,779

	1	2	3	4	OT	Total
Green Bay	7	3	3	10	--	23
Minnesota	0	6	3	7	--	16

Packers - Jennings 16 pass from Favre (Crosby kick) (1st-4:56)
 Vikings - Longwell 44 FG (2nd-5:19)
 Vikings - Longwell 35 FG (2nd-1:56)
 Packers - Crosby 28 FG (2nd-0:02)
 Packers - Crosby 44 FG (3rd-6:04)
 Vikings - Longwell 48 FG (3rd-3:18)
 Packers - Crosby 33 FG (4th-12:44)
 Packers - Jones 33 pass from Favre (Crosby kick) (4th-5:46)
 Vikings - Rice 15 pass from Holcomb (Longwell kick) (4th-1:55)

	Packers	Vikings
First Downs	20	20
Rushes/Yards	20/46	21/155
Passing Yards	338	227
Punt Return Yards	4/35	1(-1)
KO Return Yards	3/67	4/98
Passes (A-C-I)	45-32-0	39-21-1
Times Sacked/Yards	1/6	4/31
Punts/Average	4/44.3	5/36.2
Fumbles/Lost	4/2	2/1
Penalties/Yards	6/40	7/40
Possession Time	30:58	29:02

Passing

Packers - Favre 45-32-344, 71.1%, 2 TD, 0 INT, 108.0 rating.
 Vikings - Holcomb 39-21-258, 53.8%, 1 TD, 1 INT, 72.4 rating.

Rushing

Packers - Wynn 10-20, Grant 3-17, Ryan 1-7, Morency 1-2, Favre 4-1, Driver 1(-1).
 Vikings - Peterson 12-112, Taylor 8-40, Dugan 1-3.

Receiving

Packers - Driver 7-58, Lee 4-66, Jones 4-49-1 TD, Franks 4-30, Jennings 3-43-1 TD, Marlin 2-52, Wynn 2-10, Grant 2-1, Hall 1-2.
 Vikings - Rice 6-75-1 TD, Wade 5-83, Shiancoe 4-38, Williamson 2-23, Dugan 1-13, Taylor 1-11, Richardson 1-9, Peterson 1-6.

Sacks

Packers - Gbaja-Biamila 3.0 (17 yds), Kampman 1.0 (6 yds).
 Vikings - Robison 1.0 (6 yds).

Tackles

Packers - Barnett 8, Hawk 8, Woodson 7, Pickett 5, Bush 4, Bigby 4.
 Vikings - Henderson 10, Winfield 9, Greenway 7, Smith 7, P. Williams 5, Sharper 5.

Interceptions

Packers - Bigby (1 yd).
 Vikings - None.

NOTES: RB Adrian Peterson tied a Vikings rookie record by rushing for his third 100-yard game of the season, matching the three Chuck Foreman had in his 1973 rookie campaign...WR Sidney Rice posted his 1st career TD reception when he caught a 15-yard pass from Kelly Holcomb for a score in the 4th quarter...Former RB Chuck Foreman was inducted into the Vikings Ring of Honor at halftime. He was introduced by former teammate and ROH honoree Carl Eller. Foreman was an honorary captain for the game...Holcomb started his 2nd straight game at QB for an injured Tarvaris Jackson.



GAME 5
VIKINGS 34, BEARS 31
SOLDIER FIELD
OCTOBER 14, 2007
NOON, FOX
ATTENDANCE – 62,174

	1	2	3	4	OT	Total
Minnesota	7	7	7	13	-	34
Chicago	7	7	0	17	-	31

Bears – Hester 89 punt return (Gould kick) (1st-1:56)
Vikings – Williamson 60 pass from Jackson (Longwell kick) (1st-0:00)
Bears – Berrian 39 pass from Griese (Gould kick) (2nd-11:45)
Vikings – Peterson 67 run (Longwell kick) (2nd-2:19)
Vikings – Peterson 73 run (Longwell kick) (3rd-2:31)
Vikings – Longwell 48 FG (4th-11:31)
Bears – Gould 32 FG (4th-8:37)
Vikings – Peterson 35 run (Longwell kick) (4th-4:10)
Bears – Muhammad 33 pass from Griese (Gould kick) (4th-2:36)
Bears – Hester 81 pass from Griese (Gould kick) (4th-1:38)
Vikings – Longwell 55 FG (4th-0:00)

	Vikings	Bears
First Downs	16	20
Rushes/Yards	43/311	24/83
Passing Yards	133	375
Punt Return Yards	0/0	4/108
KO Return Yards	6/158	6/120
Passes (A-C-1)	23-9-0	45-26-2
Times Sacked/Yards	1/3	1/6
Punts/Average	9/42.3	6/41.3
Fumbles/Lost	1/0	2/2
Penalties/Yards	2/10	4/28
Possession Time	31:19	28:41

Passing

Vikings – Jackson 23-9-136, 39.0%, 1 TD, 0 INT, 73.8 rating.
Bears – Griese 45-26-381, 57.7%, 3 TD, 2 INT, 89.2 rating.

Rushing

Vikings – Peterson 20-224-3 TD, Taylor 22-63, Richardson 1-4.
Bears – Benson 18-67, Peterson 2-1, McKia 1-6, Wolfe 1-1, Griese 1-1, Hester 1(-3).

Receiving

Vikings – Wade 3-30, Williamson 2-69-1 TD, Ferguson 2-15, Rice 1-13, Peterson 1-9.
Bears – Berrian 5-78-1 TD, Olsen 5-63, Peterson 5-28, Clark 3-48, Muhammad 2-44-1 TD, Benson 2-18, Davis 2-12, Hester 1-81-1 TD, Bradley 1-9.

Sacks

Vikings – Leber 1.0 (6 yds).
Bears – A. Brown 1.0 (3 yds).

Tackles

Vikings – Henderson 13, Greenway 9, Smith 8, Griffin 7, McCauley 7, Winfield 7.
Bears – D. Manning 7, Briggs 7, Hillenmeyer 7, McGowan 6, Uricher 5.

Interceptions

Vikings – Leber (0 yds), Smith (0 yds).
Bears – None.

NOTES: RB Adrian Peterson rushed for a team-record 224 yards and tied a team record with 3 rushing TDs. His 361 combined net yards set a team record and ranks 3rd all-time in the NFL. Peterson's two runs of 50+ yards in the game also set a franchise record...K Ryan Longwell connected on a career-long 55-yard field goal, his first 50-yarder as a Viking...LB Ben Leber posted his first game in which he recorded both a sack and an interception in the same game.

GAME 6
COWBOYS 24, VIKINGS 14
TEXAS STADIUM
OCTOBER 21, 2007
3:15, FOX
ATTENDANCE – 63,432

	1	2	3	4	OT	Total
Minnesota	7	7	0	0	-	14
Dallas	7	0	14	3	-	24

Cowboys – Owens 5 pass from Romo (Folk kick) (1st-6:36)
Vikings – Peterson 20 run (Longwell kick) (1st-0:43)
Vikings – Griffin 28 fumble return (Longwell kick) (2nd-1:39)
Cowboys – Barber 1 run (Folk kick) (3rd-6:55)
Cowboys – Watkins 68 blocked FG return (Folk kick) (3rd-2:52)
Cowboys – Folk 45 FG (4th-10:34)

	Vikings	Cowboys
First Downs	11	22
Rushes/Yards	27/131	29/128
Passing Yards	67	253
Punt Return Yards	1/11	3/19
KO Return Yards	4/78	1/17
Passes (A-C-1)	19-6-0	39-31-0
Times Sacked/Yards	3/7	3/24
Punts/Average	7/46.0	4/53.3
Fumbles/Lost	2/1	3/2
Penalties/Yards	4/36	4/22
Possession Time	23:25	36:35

Passing

Vikings – Jackson 19-6-72, 31.5%, 0 TD, 0 INT, 44.2 rating.
Cowboys – Romo 39-31-277, 79.4%, 1 TD, 0 INT, 104.8 rating.

Rushing

Vikings – Peterson 12-63-1 TD, Taylor 10-47, Jackson 4-20, Richardson 1-1.

Cowboys – Barber 19-96-1 TD, Jones 9-28, Romo 1-4.

Receiving

Vikings – Taylor 3-19, Williamson 1-25, Peterson 1-12, Wade 1-16.
Cowboys – Witten 10-86, Owens 7-103-1 TD, Jones 4-30, Barber 4-9, Crayton 2-19, D. Anderson 2-16, Fasano 2-14.

Sacks

Vikings – Udeze 1.0 (7 yds), K. Williams 1.0 (10 yds), Edwards 0.5 (7 yds), Robison 0.5 (7 yds).
Cowboys – Ellis 2.0 (7 yds), B. James 1.0 (0 yds).

Tackles

Vikings – Henderson 14, Greenway 11, Winfield 10, Sharper 10, P. Williams 8, Leber 8, T. Williams 8.
Cowboys – James 9, Ellis 4, R. Williams 4, Carty 3, A. Ayodele 3, Ware 3, Ratiff 3.

Interceptions

Vikings – None.
Cowboys – None.

NOTES: CB Cedric Griffin scored his 1st career TD after taking a lateral from LB Ben Leber on a fumble recovery 50 yards to the end zone...S Tank Williams started his 1st game as a Viking and his 1st game since the 2005 season finale when he was with Tennessee...RB Adrian Peterson scored on a 20-yard run for his 1st pro score in his home state...DT Kevin Williams had a sack of Tony Romo and a fumble recovery.



GAME 7
EAGLES 23, VIKINGS 16
METRODOME
OCTOBER 28, 2007
NOON, FOX
ATTENDANCE - 63,019

	1	2	3	4	OT	Total
Philadelphia	3	14	3	3	-	23
Minnesota	7	3	3	3	-	16

Vikings - Shiancoe 9 pass from Holcomb (Longwell kick) (1st-6:47)
Eagles - Akers 20 FG (1st-0:47)
Eagles - Westbrook 6 pass from McNabb (Akers kick) (2nd-5:51)
Eagles - Westbrook 1 run (Akers kick) (2nd-2:22)
Vikings - Longwell 39 FG (2nd-1:01)
Eagles - Akers 27 FG (3rd-10:49)
Vikings - Longwell 32 FG (3rd-1:45)
Vikings - Longwell 48 FG (4th-8:58)
Eagles - Akers 25 FG (4th-5:11)

	Eagles	Vikings
First Downs	22	29
Rushes/Yards	26/62	29/105
Passing Yards	323	151
Punt Return Yards	3/39	4/42
KO Return Yards	4/62	6/110
Passes (A-C-I)	36-23-0	26-14-0
Times Sacked/Yards	2/10	4/31
Punts/Average	4/52.8	6/48.0
Fumbles/Lost	0/0	0/0
Penalties/Yards	8/70	8/73
Possession Time	30:56	29:04

Passing

Eagles - McNabb 36-23-333, 63.8%, 1 TD, 0 INT, 103.1 rating.
Vikings - Holcomb 16-7-88, 43.8%, 1 TD, 0 INT, 82.3 rating.
 Bollinger 10-7-94, 70.0%, 0 TD, 0 INT, 99.6 rating.

Rushing

Eagles - Westbrook 21-46-1 TD, McNabb 3-13, Buckhalter 2-3.
Vikings - Peterson 20-70, Taylor 6-19, Bollinger 2-15, Richardson 1-1.

Receiving

Eagles - R. Brown 8-105, Westbrook 4-46-1 TD, Buckhalter 4-28, Curtis 3-76, Lewis 2-63, Schobel 1-12, Tapp 1-3.
Vikings - Shiancoe 5-50-1 TD, Wade 4-53, Rice 3-27, Ferguson 1-34, Taylor 1-18.

Sacks

Eagles - T. Cole 2.0 (15 yds), Kears 1.0 (5 yds), J. Thomas 1.0 (11 yds),
Vikings - Leber 1.0 (8 yds), Udeze 1.0 (2 yds).

Tackles

Eagles - T. Cole 8, S. Brown 7, Gocong 7, Gaiher 7, Mikell 5, Spikes 5.
Vikings - Henderson 9, Greenway 8, Winfield 7, P. Williams 6, Leber 6.

Interceptions

Eagles - None.
Vikings - None.

NOTES: Brad Childress faced his former Eagles team for the 1st time as Vikings head coach...TE Visanthe Shiancoe scored his 1st TD as a Viking on a 9-yard pass from Kelly Holcomb...LB Heath Farwell recovered an onside kick for the 13th time in Vikings history and the only time in the 1st quarter of a game when the Vikings successfully converted an onside after the opening score of the game...S Eric Frampton led the team with 3 special teams tackles after joining the team earlier in the week after being claimed off waivers from Detroit...DE Kenechi Udeze posted a sack in his 2nd straight game.

GAME 8
VIKINGS 35, CHARGERS 17
METRODOME
NOVEMBER 4, 2007
NOON, CBS
ATTENDANCE - 63,043

	1	2	3	4	OT	Total
San Diego	7	7	0	3	-	17
Minnesota	7	0	14	14	-	35

Chargers - Tomlinson 1 run (Kaeding kick) (1st-5:44)
Vikings - Peterson 1 run (Longwell kick) (1st-2:49)
Chargers - Cromarlie 109 FG return (Kaeding kick) (2nd-0:00)
Vikings - Peterson 64 run (Longwell kick) (3rd-12:44)
Vikings - Rice 40 pass from Bollinger (Longwell kick) (3rd-3:07)
Chargers - Kaeding 36 FG (4th-14:09)
Vikings - Peterson 46 run (Longwell kick) (4th-7:44)
Vikings - Taylor 2 run (Longwell kick) (4th-4:28)

	Chargers	Vikings
First Downs	14	26
Rushes/Yards	20/42	43/378
Passing Yards	187	150
Punt Return Yards	2/29	4/59
KO Return Yards	4/122	2/80
Passes (A-C-I)	42-19-1	22-13-0
Times Sacked/Yards	1/10	1/8
Punts/Average	8/54.9	5/44.6
Fumbles/Lost	3/1	2/2
Penalties/Yards	10/67	11/81
Possession Time	25:53	34:07

Passing

Chargers - Rivers 42-19-197, 45.2%, 0 TD, 1 INT, 49.4 rating.
Vikings - Jackson 12-6-63, 50.0%, 0 TD, 0 INT, 65.6 rating.
 Bollinger 10-7-95, 70.0%, 1 TD, 0 INT, 133.3 rating.

Rushing

Chargers - Tomlinson 16-40, 1 TD, Rivers 3-5, Turner 1-(-3).
Vikings - Peterson 30-296-3 TD, Taylor 9-60-1 TD, Jackson 2-19, Richardson 1-4, Bollinger 1-(-1).

Receiving

Chargers - Tomlinson 6-37, Chambers 5-59, Naanee 2-39, Osgood 2-23, Manumaleuna 2-13, Jackson 1-16, Gates 1-10.
Vikings - Rice 4-66-1 TD, Ferguson 3-24, Taylor 2-23, Shiancoe 2-14, Peterson 1-19, Wade 1-12.

Sacks

Chargers - Castillo 1.0 (8 yds).
Vikings - Edwards 1.0 (10 yds).

Tackles

Chargers - Wilhelm 14, Hart 6, Cooper 6, McCree 5, Merriman 5.
Vikings - Henderson 8, Leber 5, McCauley 4, Greenway 4, P. Williams 4.

Interceptions

Chargers - None.
Vikings - Gordon (0 yds).

NOTES: RB Adrian Peterson set an NFL record with 296 yards rushing, breaking Jamal Lewis' mark of 295 set in 2003. Peterson became the 1st rookie in NFL history to post 2 games over 200 yards rushing in a season and broke the Vikings rookie record for rushing yards, passing Chuck Foreman's mark of 801 set in 1973...The Vikings offense set a new team record with 378 yards rushing, the 2nd-highest total in the NFL since the 1970 merger...QB Brooks Bollinger entered the game in the 2nd quarter after starter Tarvaris Jackson left the game with a concussion...WR Aundree Allison had a 62-yard kickoff return, his 2nd of 60+ yards on the season to set a team record.



GAME 9
PACKERS 34, VIKINGS 0
LAMBEAU FIELD
NOVEMBER 11, 2007
NOON, FOX
ATTENDANCE - 70,945

	1	2	3	4	OT	Total
Minnesota	0	0	0	0	-	0
Green Bay	7	6	14	7	-	34

Packers - Grant 30 run (Crosby kick) (1st-7:16)
Packers - Crosby 39 FG (2nd-6:30)
Packers - Crosby 24 FG (2nd-0:00)
Packers - Lee 1 pass from Favre (Crosby kick) (3rd-9:29)
Packers - Martin 8 pass from Favre (Crosby kick) (3rd-2:24)
Vikings - Martin 17 pass from Favre (Crosby kick) (4th-5:38)

	Vikings	Packers
First Downs	11	29
Rushes/Yards	15/86	32/120
Passing Yards	161	368
Punt Return Yards	0/0	4/39
KO Return Yards	4/82	1/22
Passes (A-C-I)	26-16-1	48-35-0
Times Sacked/Yards	3/15	0/0
Punts/Average	5/52.8	3/50.7
Fumbles/Lost	1/0	0/0
Penalties/Yards	5/51	4/35
Possession Time	19:20	40:40

Passing

Vikings - Bollinger 26-16-176, 61.5%, 0 TD, 1 INT, 65.5 rating.
Packers - Favre 46-33-351, 71.7%, 3 TD, 0 INT, 155.4 rating.
 Rodgers 2-2-17, 100.0%, 0 TD, 0 INT, 102.1 rating.

Rushing

Vikings - Peterson 11-45, Taylor 3-37, Bollinger 1-4.
Packers - Grant 25-119-1 TD, Jackson 4-1, Favre 1-1, Rodgers 2-(-1).

Receiving

Vikings - Ferguson 6-59, Peterson 3-14, Taylor 2-59, Wade 2-29, Shiancoe 1-7, Richardson 1-4, Allison 1-4.
Packers - Robinson 5-45, Grant 5-20, Driver 4-63, Jennings 4-63, Martin 4-57-2 TD, Lee 4-27, Jones 3-62, Morency 3-11, Jackson 2-14, Hall 1-6.

Sacks

Vikings - None.
Packers - Gbaja-Biamila 2.0 (6 yds), Jolly 1.0 (7 yds).

Tackles

Vikings - Henderson 11, Smith 11, McCauley 8, Greenway 7, P. Williams 6.
Packers - Hawk 7, Barnett 5, Rouse 4, Bigby 4, Woodson 4.

Interceptions

Vikings - None.
Packers - Woodson (2 yds).

NOTES: C Matt Birk started his 100th career game...QB Brooks Bollinger started his 1st game as a Viking, stepping in at QB in the state of Wisconsin where he starred for the Badgers as a collegiate...WR Robert Ferguson caught a season-high 6 passes against his former team...The Vikings were shut out for the 1st time in regular-season play since 9/22/91 at New Orleans.

GAME 10
VIKINGS 29, RAIDERS 22
METRODOME
NOVEMBER 18, 2007
NOON, CBS
ATTENDANCE - 62,960

	1	2	3	4	OT	Total
Oakland	3	16	0	3	-	22
Minnesota	9	10	3	7	-	29

Vikings - Taylor 10 run (Longwell kick) (1st-14:11)
Vikings - Penalty on Culpepper enforced in end zone for a safety (1st-8:30)
Raiders - Janikowski 42 FG (1st-4:45)
Vikings - Longwell 30 FG (2nd-14:56)
Raiders - Madsen 10 pass from Culpepper (Janikowski kick) (2nd-12:57)
Raiders - Janikowski 30 FG (2nd-11:18)
Vikings - Taylor 38 run (Longwell kick) (2nd-9:17)
Raiders - Janikowski 42 FG (2nd-1:42)
Raiders - Janikowski 49 FG (2nd-0:00)
Vikings - Longwell 38 FG (3rd-8:23)
Vikings - Taylor 6 run (Longwell kick) (4th-14:52)
Raiders - Janikowski 52 FG (4th-3:23)

	Raiders	Vikings
First Downs	18	25
Rushes/Yards	27/61	32/228
Passing Yards	311	250
Punt Return Yards	1/10	2/5
KO Return Yards	6/107	6/130
Passes (A-C-I)	39-23-1	24-19-1
Times Sacked/Yards	4/33	3/15
Punts/Average	5/47.8	4/36.0
Fumbles/Lost	2/1	5/4
Penalties/Yards	11/55	4/30
Possession Time	30:55	29:05

Passing

Raiders - Culpepper 39-23-344, 58.9%, 1 TD, 1 INT, 85.8 rating.
Vikings - Jackson 22-17-171, 77.2%, 0 TD, 1 INT, 79.9 rating.
 Rice 2-2-94, 100.0%, 0 TD, 0 INT, 118.8 rating.

Rushing

Raiders - Fargas 22-60, Rhodes 2-1, Culpepper 3-0.
Vikings - Taylor 22-164-3 TD, Williamson 1-26, Jackson 3-19, Tahi 4-10, Moore 2-9.

Receiving

Raiders - Porter 5-88, Curry 4-120, Griffith 4-31, Dwight 3-33, Miller 3-33, Fargas 3-29, Madsen 1-10-1 TD.
Vikings - Wade 5-45, Taylor 3-38, Williamson 3-34, Shiancoe 2-84, Richardson 2-19, Rice 2-18, Kleinsasser 1-11, Ferguson 1-6.

Sacks

Raiders - Clemons 2.0 (14 yds), Burgess 1.0 (1 yd).
Vikings - Edwards 1.0 (8 yds), Henderson 1.0 (10 yds), James 1.0 (8 yds), Robison 1.0 (7 yds).

Tackles

Raiders - Morrison 10, Routt 7, Sapp 6, Schweigert 5, Eugene 4, Thomas 4.
Vikings - Henderson 10, P. Williams 10, Greenway 7, Lebar 7, Griffin 6, K. Williams 6.

Interceptions

Raiders - Asomugha (10 yds).
Vikings - Greenway (2 yds).

NOTES: TE Visanthe Shiancoe set a new team record for longest reception by a TE with a 79-yard catch...The Vikings defense recorded their 1st safety since 10/5/03 at Atlanta...RB Chester Taylor became the 10th player in team history to rush for 3 TDs in a game. He joined RB Adrian Peterson as the first pair to each rush for 3 TDs in a game in the same season...WR Sidney Rice set a new team record for the longest throw by a non-QB in team history with his 79-yard pass to Shiancoe.



GAME 11
VIKINGS 41, GIANTS 17
GIANTS STADIUM
NOVEMBER 25, 2007
NOON, FOX
ATTENDANCE - 78,591

	1	2	3	4	OT	Total
Minnesota	14	10	3	14	-	41
N.Y. Giants	7	0	3	7	-	17

Vikings - Rice 60 pass from Jackson (Longwell kick) (1st-14:19)
Giants - Droughns 1 run (Tynes kick) (1st-9:25)
Vikings - Sharper 20 interception return (Longwell kick) (1st-3:15)
Vikings - Taylor 8 run (Longwell kick) (2nd-9:49)
Vikings - Longwell 46 FG (2nd-3:16)
Giants - Tynes 48 FG (3rd-11:07)
Vikings - Longwell 26 FG (3rd-1:43)
Vikings - Smith 93 interception return (Longwell kick) (4th-13:41)
Vikings - Greenway 37 interception return (Longwell kick) (4th-12:59)
Giants - Burress 6 pass from Manning (Tynes kick) (4th-5:54)

	Vikings	Giants
First Downs	15	18
Rushes/Yards	39/127	19/75
Passing Yards	124	234
Punt Return Yards	0/0	2/12
KO Return Yards	3/66	8/176
Passes (A-C-I)	12-10-0	49-21-4
Times Sacked/Yards	4/5	3/39
Punts/Average	5/40.6	4/46.3
Fumbles/Lost	1/0	0/0
Penalties/Yards	4/15	5/30
Possession Time	32:14	27:46

Passing

Vikings - Jackson 12-10-129, 83.3%, 1 TD, 0 INT, 139.2 rating.
Giants - Manning 49-21-273, 42.8%, 1 TD, 4 INT, 33.8 rating.

Rushing

Vikings - Taylor 31-77-1 TD, Jackson 5-38, Moore 3-12.
Giants - Droughns 15-46-1 TD, Bradshaw 4-29.

Receiving

Vikings - Rice 3-82-1 TD, Wade 2-14, Taylor 2-12, Shiancoe 1-13, Williamson 1-8, Dugan 1-0.

Giants - Burress 7-93-1 TD, Toomer 4-83, Shockey 4-44, Moss 3-39, Droughns 1-6, Hixon 1-5, Matthews 1-3.

Sacks

Vikings - Evans 1.0 (8 yds), S. Johnson 1.0 (5 yds), Leber 1.0 (26 yds).
Giants - Umenyiora 2.0 (2 yds), Robbins 1.5 (1.5 yards), Tuck 0.5 (1.5 yds).

Tackles

Vikings - Henderson 12, Greenway 6, McCauley 6, Smith 6, P. Williams 6.
Giants - Robbins 8, Wilson 7, Umenyiora 6, Tuck 6, Pierce 6.

Interceptions

Vikings - Greenway (37 yds), Sharper (20 yds), Smith 2 (112 yds).
Giants - None.

NOTES: The Vikings set a new team record for the most interceptions returned for a touchdown in a single game with 3, which ranks 2nd in NFL history. Minnesota tied a team record for the most touchdowns in a single game by any return with 3, tying the mark set at N.Y. Giants in 2005...S Dwight Smith's 93-yard interception return ranks as the 3rd-longest in team history...LB Heath Farwell set a team record for most special teams tackles in a game with 7...LB Chad Greenway scored his 1st career touchdown on a 37-yard interception return...WR Sidney Rice had a career-long 60-yard reception...The Vikings defense set a new team record for most interception return yards in a single game with 169, breaking the mark of 153 yards set in 1984.

GAME 12
VIKINGS 42, DETROIT 10
METRODOME
DECEMBER 2, 2007
NOON, FOX
ATTENDANCE - 62,996

	1	2	3	4	OT	Total
Detroit	3	7	0	0	-	10
Minnesota	7	28	7	0	-	42

Vikings - Taylor 2 run (Longwell Kick) (1st-7:24)
Lions - Hanson 37 FG (1st-5:27)
Vikings - Peterson 16 run (Longwell Kick) (2nd-11:23)
Lions - FitzSimmons 1 pass from Kitna (Hanson Kick) (2nd-9:37)
Vikings - Allison 104 kickoff return (Longwell kick) (2nd-9:23)
Vikings - Wade 6 pass from Jackson (Longwell kick) (2nd-2:17)
Vikings - Rice 2 pass from Jackson (Longwell kick) (2nd-0:05)
Vikings - Peterson 13 run (Longwell kick) (3rd-10:06)

	Lions	Vikings
First Downs	14	29
Rushes/Yards	7/23	39/216
Passing Yards	231	227
Punt Return Yards	0/0	1/10
KO Return Yards	7/171	3/144
Passes (A-C-I)	36-27-1	26-19-1
Times Sacked/Yards	3/29	1/4
Punts/Average	5/44.4	1/41.0
Fumbles/Lost	4/0	0/0
Penalties/Yards	6/48	4/25
Possession Time	22:58	37:02

Passing

Lions - Kitna 35-27-260, 75.0%, 1 TD, 0 INT, 92.4 rating.
Vikings - Jackson 24-18-204, 75.0%, 2 TD, 1 INT, 110.4 rating.
 Kluge 1-1-27, 100.0%, 0 TD, 0 INT, 118.8 rating, Taylor 1-0-0, 0.0%, 0 TD, 0 INT, 39.6 rating.

Rushing

Lions - Duckett 3-22, Jones 3-1, O'Sullivan 1-0.
Vikings - Peterson 15-116-2 TD, Taylor 14-70-1 TD, Jackson 5-20, Moore 3-4, Dugan 1-4, Richardson 1-2.

Receiving

Lions - Furrey 7-57, McDonald 6-54, Williams 5-85, Jones 3-16, Walters 2-14, Johnson 1-17, Cason 1-11, McHugh 1-5, FitzSimmons 1-1-1 TD.
Vikings - Rice 5-53-1 TD, Wade 4-54-1 TD, Allison 2-52, Dugan 2-29, Taylor 2-17, Richardson 1-11, Peterson 1-10, Shiancoe 1-7, Ferguson 1-(-2).

Sacks

Lions - DeVries 1.0 (4 yds).
Vikings - Henderson 1.0 (8 yds), Mitchell 1.0 (12 yds), K. Williams 1.0 (9 yds).

Tackles

Lions - Sims 11, Lenon 9, Fisher 6, Kennedy 5, Alexander 4.
Vikings - Henderson 5, Gordon 5, McCauley 5, Sharper 5, James 4.

Interceptions

Lions - Fisher (13 yds).
Vikings - None.

NOTES: WR Aundree Allison set a new team record for longest kickoff return in team history with his 104-yard return, which was also the longest play in franchise history. The return also marked the first time the Vikings have had back-to-back games with plays of 90+ yards...QB Tarvaris Jackson recorded his 1st career game with 2 touchdown passes and his quarterback rating of 110.4 was also a career high...The Vikings win over Detroit was their 10th consecutive win at home over the Lions...The Vikings tied a team record for most points in a half with 35 in the 1st half against the Lions.



GAME 13
VIKINGS 27, 49ERS 7
MONSTER PARK
DECEMBER 9, 2007
3:05, FOX
ATTENDANCE - 60,050

	1	2	3	4	OT	Total
Minnesota	10	17	0	0	-	27
San Francisco	0	0	7	0	-	7

Vikings - K. Williams 18 interception return (Longwell kick) (1st-14:46)
 Vikings - Longwell 48 FG (1st-5:08)
 Vikings - Ferguson 19 pass from Jackson (Longwell kick) (2nd-14:14)
 Vikings - Longwell 46 FG (2nd-7:16)
 Vikings - Taylor 84 run (Longwell kick) (2nd-5:52)
 49ers - Battle 5 pass from Hill (3rd-7:06)

	Vikings	49ers
First Downs	11	17
Rushes/Yards	31/117	20/73
Passing Yards	163	209
Punt Return Yards	1/6	5/40
KO Return Yards	1/22	5/170
Passes (A-C-I)	25-16-0	46-29-1
Times Sacked/Yards	0/0	3/17
Punts/Average	6/41.8	6/34.3
Fumbles/Lost	1/1	6/4
Penalties/Yards	3/25	7/35
Possession Time	28:13	31:47

Passing

Vikings - Jackson 25-16-163, 64.0%, 1 TD, 0 INT, 95.9 rating.
 49ers - Diller 19-7-45, 36.8%, 0 TD, 1 INT, 23.4 rating, Hill 27-22-181, 78.5%, 1 TD, 0 INT, 90.6 rating.

Rushing

Vikings - Taylor 8-101-1 TD, Jackson 9-13, Peterson 14-3.
 49ers - Gore 16-68, S. Hill 1-3, Diller 2-1, Robinson 1-1.

Receiving

Vikings - Ferguson 4-57-1 TD, Wade 3-25, Taylor 3-23, Rice 2-21, Shiancoe 2-11, Allison 1-14, Richardson 1-12.
 49ers - Gore 8-49, Walker 6-66, Davis 5-42, Jackson 4-24, Lelie 2-17, Battle 2-13-1 TD, Hicks 1-11, Robinson 1-4.

Sacks

Vikings - Grigsby 1.0 (5 yds), P. Williams (9 yds).
 49ers - None.

Tackles

Vikings - Greerway 13, Leber 8, P. Williams 8, Gordon 7, Henderson 6, Winfield 6, Griffin 6.
 49ers - Willis 8, Clements 6, W. Harris 5, Roman 4, Franklin 3, Haralson 3, D. Smith 3.

Interceptions

Vikings - K. Williams (18 yds).
 49ers - None.

NOTES: RB Chester Taylor scored on a 84-yard TD, the 3rd-longest run in team history.

Taylor holds the longest and 3rd-longest runs in team history...DT Kevin Williams set a Vikings record for defensive linemen with his 4th career interception. Williams tied a team record with his 4th career defensive TD (2 INTs, 2 FRs). He is the only lineman on the list of players with 4 career defensive scores...QB Tarvaris Jackson had his 1st career game without a sack or an interception...WR Robert Ferguson scored his 1st TD as a Viking on a pass from Jackson...Vikings DE Otis Grigsby joined the Vikings during the week leading into the game and notched his 1st NFL sack in his 1st game as a Viking when he caught 49ers QB Shaun Hill.

GAME 14
VIKINGS 20, BEARS 13
METRODOME
DECEMBER 17, 2007
7:30, ESPN
ATTENDANCE - 63,800

	1	2	3	4	OT	Total
Chicago	3	10	0	0	-	13
Minnesota	0	6	6	8	-	20

Bears - Gould 29 FG (1st-10:41)
 Vikings - Longwell 42 FG (2nd-10:07)
 Bears - Gould 47 FG (2nd-6:57)
 Bears - McKie 1 run (Gould kick) (2nd-3:30)
 Vikings - Longwell 48 FG (2nd-0:00)
 Vikings - Peterson 1 run (Kick failed, w) (3rd-10:29)
 Vikings - Peterson 8 run (Bollinger run) (4th-10:56)

	Bears	Vikings
First Downs	11	21
Rushes/Yards	17/32	34/136
Passing Yards	177	236
Punt Return Yards	4/29	3/13
KO Return Yards	4/78	4/70
Passes (A-C-I)	38-22-1	29-18-3
Times Sacked/Yards	1/7	2/13
Punts/Average	9/43.8	6/46.3
Fumbles/Lost	2/0	1/1
Penalties/Yards	11/95	4/30
Possession Time	24:15	35:45

Passing

Bears - Orton 38-22-184, 57.8%, 0 TD, 1 INT, 59.5 rating.
 Vikings - Jackson 29-18-249, 62.1%, 0 TD, 3 INT, 50.0 rating.

Rushing

Bears - Peterson 9-26, Wolfe 3-5, Orton 3-1, McKie 1-1-1 TD, Hester 1-(-1).

Vikings - Peterson 20-78-2 TD, Taylor 5-31, Jackson 7-25, Richardson 1-2, Allison 1-0.

Receiving

Bears - Peterson 8-51, Hester 4-28, Muhammad 2-30, Berrian 2-23, Olsen 2-18, Wolfe 2-10, Bradley 1-15, Clark 1-9.

Vikings - Wade 6-70, Ferguson 2-79, Allison 2-23, Richardson 2-13, Dugan 2-4, Kleinsasser 1-26, Peterson 1-17, Rice 1-10, Taylor 1-7.

Sacks

Bears - Urlacher 2.0 (13 yds).
 Vikings - Udeze 1.0 (7 yds).

Tackles

Bears - Tillman 12, McGowan 8, Briggs 6, Urlacher 6, Idonje 5.
 Vikings - Henderson 12, Winfield 6, Greenway 5, Smith 4, K. Williams 4, Griffin 4, Udeze 4, Mitchell 4.

Interceptions

Bears - McGowan (5 yds), Vasher (34 yds), Urlacher (12 yds).
 Vikings - Sharper (41 yds).

NOTES: The Vikings tied a team record for most 50+ yard plays in a season on the 71-yard pass from Tarvaris Jackson to Robert Ferguson. The Vikings posted 19 plays of 50+ yards on the year (6 kickoff returns, 6 passes, 5 runs, 2 interceptions), which tied the 19 recorded in 1998...The tandem of Adrian Peterson and Chester Taylor set a new team record for most rushing yards gained in a single season with 2,025 yards, moving past Robert Smith and Daunte Culpepper's mark of 1,991 set in 2000...Peterson set a new team record for most rushing yards in first season on the team with 1,278, passing Taylor's record of 1,216 in 2006.



GAME 15
REDSKINS 32, VIKINGS 21
METRODOME
DECEMBER 23, 2007
7:15, NBC
ATTENDANCE - 63,634

	1	2	3	4	OT	Total
Washington	9	13	3	7	-	32
Minnesota	0	0	7	14	-	21

Redskins - Richardson tackled in end zone for a safety (1st-4:56)
Redskins - Cooley 33 pass from Collins (Suisham kick) (1st-10:43)
Redskins - Moss 32 pass from Collins (Suisham kick) (2nd-7:43)
Redskins - Randle El 15 pass from Portis (Suisham kick) (2nd-0:44)
Redskins - Suisham 26 FG (3rd-6:52)
Vikings - Kleinsasser 2 pass from Jackson (Longwell kick) (3rd-2:54)
Vikings - Jackson 6 run (Longwell kick) (4th-10:18)
Redskins - Portis 13 run (Suisham kick) (4th-5:06)
Vikings - Jackson 1 run (Longwell kick) (4th-1:58)

	Redskins	Vikings
First Downs	19	23
Rushes/Yards	32/106	25/87
Passing Yards	261	212
Punt Return Yards	2/7	2/29
KO Return Yards	3/61	6/112
Passes (A-C-I)	30-23-0	41-25-2
Times Sacked/Yards	2/8	1/8
Punts/Average	5/42.0	3/50.3
Fumbles/Lost	2/0	2/1
Penalties/Yards	7/52	6/40
Possession Time	30:44	29:16

Passing

Redskins - Collins 29-22-254, 75.8%, 2 TD, 0 INT, 124.8 rating.
 Portis 1-1-15, 100.0%, 1 TD, 0 INT, 158.3 rating.
Vikings - Jackson 41-25-220, 60.9%, 1 TD, 2 INT, 63.1 rating.

Rushing

Vikings - Portis 20-76-1 TD, Betts 5-21, Collins 3-6, Sellers 3-3, Frost 1-0.

Vikings - Peterson 9-27, Jackson 8-44-2 TD, Taylor 6-14, Allison 1-3, Richardson 1-(-1).

Receiving

Vikings - Randle El 5-66-1 TD, Portis 5-48, Moss 4-71-1 TD, Caldwell 4-33, Cooley 1-33-1 TD, Thrash 1-6, Kozlowski 1-5, Betts 1-4, Sellers 1-3.
Vikings - Taylor 5-42, Williamson 5-39, Ferguson 4-51, Shiancoe 4-20, Wade 3-34, Peterson 2-21, Richardson 1-11, Kleinsasser 1-2-1 TD.

Sacks

Redskins - Torrence 1.0 (8 yds).
Vikings - Henderson 1.0 (6 yds), Leber 1.0 (2 yds).

Tackles

Redskins - Godfrey 8, Smoot 6, Fletcher 5, Springs 5, Torrence 5.
Vikings - Greenway 12, Udeze 8, Sharper 7, Leber 7, Henderson 6.

Interceptions

Redskins - Smoot (47 yds), Springs (2 yds).
Vikings - None.

NOTES: The Vikings made their first appearance on NBC's Sunday Night Football...LB Heath Farwell set a new team record for onside kickoff recoveries in a season with 2...K Ryan Longwell moved into 2nd place for most successful onside kicks in a career with 3...QB Tarvaris Jackson ran for a career-high 2 TDs...TE Jim Kleinsasser caught his 1st TD pass since 2003 and the 6th of his career...S Darren Sharper started his 150th career game...The Vikings finished their home games for the season with a 5-3 record.

GAME 16
BRONCOS 22, VIKINGS 19 (OT)
INVESCO FIELD AT MILE HIGH
DECEMBER 30, 2007
3:15, FOX
ATTENDANCE - 76,084

	1	2	3	4	OT	Total
Minnesota	0	3	0	16	0	19
Denver	0	14	3	2	3	22

Vikings - Longwell 22 FG (2nd-14:51)
Broncos - Marshall 15 pass from Cutler (Elam kick) (2nd-11:25)
Broncos - Scheffler 2 pass from Cutler (Elam kick) (2nd-1:54)
Broncos - Penally on Cook enforced in end zone for a safety (4th-13:04)
Vikings - Wade 5 pass from Jackson (Jackson run) (4th-5:18)
Vikings - Wade 22 pass from Jackson (Jackson run) (4th-2:21)
Broncos - Elam 30 FG (OT-14:08)

	Vikings	Broncos
First Downs	16	21
Rushes/Yards	27/172	27/128
Passing Yards	160	234
Punt Return Yards	3/21	2/15
KO Return Yards	3/68	3/66
Passes (A-C-I)	29-14-0	29-20-0
Times Sacked/Yards	3/15	1/12
Punts/Average	4/46.5	5/44.2
Fumbles/Lost	4/3	2/0
Penalties/Yards	4/30	5/40
Possession Time	27:28	33:24

Passing

Vikings - Jackson 31-16-175, 51.6%, 2 TD, 0 INT, 90.1 rating.
Broncos - Cutler 37-26-246, 70.2%, 2 TD, 0 INT, 106.4 rating.

Rushing

Vikings - Peterson 11-36, Taylor 10-83, Jackson 4-36, Moore 2-17.
Broncos - Young 22-87, Marshall 2-31, Hall 3-10.

Receiving

Vikings - Wade 5-92-2 TD, Ferguson 5-39, Taylor 3-9, Mills 2-26, Allison 1-9.

Broncos - Marshall 10-114-1 TD, Scheffler 7-52-1 TD, Mustard 3-41, Young 3-12, Walker 2-16, Sapp 1-1.

Sacks

Vikings - Leber 1.0 (12 yds).
Broncos - Mallard 1.5 (4.5 yds), Dumervil 0.5 (1.5 yds), McKinley 0.5 (4.5 yds), Winborn 0.5 (4.5 yds).

Tackles

Vikings - Henderson 11, Udeze 10, Sharper 9, Leber 8, Greenway 8.
Broncos - Lynch 9, Williams 8, Winborn 7, Bailey 6, Bly 5.

Interceptions

Vikings - None.
Broncos - None.

NOTES: The Vikings played at INVESCO Field at Mile High for the first time ever...WR Bobby Wade caught a career-high 2 TD passes...QB Tarvaris Jackson tied an NFL record by scoring a pair of 2-point conversions, both on runs in the 4th quarter...G Steve Hutchinson played and started in his 100th career game...LT Bryant McKinnie started his 87th consecutive game...TE Garrett Mills played in his 1st career game and caught 2 passes that both went for 1st downs.

2007 PRESEASON STATISTICS

8/10 L	10-13	St. Louis	62,666 (SO)
8/17 W	37-20	@ N.Y. Jets	75,851
8/25 L	13-30	@ Seattle	66,723
8/30 W	23-14	Dallas	62,938 (SO)

	Minn.	Opp.						
Total First Downs	63	72						
Rushing	31	21						
Passing	28	44						
Penalty	4	7						
3rd Down: Made/Att	18/55	21/48						
3rd Down: Pct	32.7	43.8						
4th Down: Made/Att	4/6	2/5						
4th Down: Pct	66.7	40.0						
Possession Avg.	29:50	30:10						
Total Net Yards	1043	1156						
Avg. Per Game	260.8	289.0						
Total Plays	233	239						
Avg. Per Play	4.5	4.8						
Net Yards Rushing	505	339						
Avg. Per Game	126.3	84.8						
Total Rushes	123	91						
Net Yards Passing	538	817						
Avg. Per Game	134.5	204.3						
Sacked/Yards Lost	7/28	7/45						
Gross Yards Passing	566	862						
Att./Completions	103/56	141/99						
Completion Pct.	54.4	70.2						
Had Intercepted	3	8						
Punts/Average	18/42.1	11/49.1						
Net Punting Avg.	27.3	42.6						
Penalties/Yards	25/176	25/189						
Fumbles/Ball Lost	3/2	9/6						
Touchdowns	8	8						
Rushing	2	2						
Passing	2	4						
Returns	4	2						
Score by Periods	1	2	3	4	OT	T		
VIKINGS	14	40	23	6	-	83		
Opponents	16	34	7	20	-	77		
Scoring	Ru	Re	Rt	1 pt.	2 pt.	FG	S	T
Longwell	0	0	0	8/8	-	9/11	-	35
Greenway	0	0	1	-	-	-	-	6
Peterson	1	0	0	-	-	-	-	6
Pinner	1	0	0	-	-	-	-	6
Rice	0	1	0	-	-	-	-	6
Robison	0	0	1	-	-	-	-	6
Sharper	0	0	1	-	-	-	-	6
Shiancoe	0	1	0	-	-	-	-	6
Thomas	0	0	1	-	-	-	-	6
VIKINGS	2	2	4	8/8	0/0	9/11	-	83
Opponents	2	4	2	8/8	0/0	7/7	-	77
Field Goals	1-19	20-29	30-39	40-49	50+			
Longwell	0/0	3/3	2/3	3/4	1/1			
VIKINGS	0/0	3/3	2/3	3/4	1/1			
Opponents	1/1	2/2	2/2	2/2	0/0			

VIKINGS: (30G, 42W), (54G, 22G, 27G), (37wr, 47G, 49G), (47G, 27G, 37G)
Opponents: (39G, 40G), (19G, 34G), (28G, 22G, 46G), ()

	Att.	Yds.	Avg.	Lg	TD			
Rushing								
Peterson	30	146	4.9	43	1			
Moore	23	88	3.8	14	0			
Taylor	13	73	5.6	17	0			
Pinner	22	70	3.2	15	1			
Bollinger	4	33	8.3	11	0			
Fason	14	25	1.8	11	0			
Jackson	3	25	8.3	17	0			
Thigpen	7	21	3.0	12	0			
Tahi	2	11	5.5	10	0			
C. Williams	2	9	4.5	8	0			
Dugan	2	3	1.5	2	0			
Richardson	1	1	1.0	1	0			
VIKINGS	123	505	4.1	43	2			
Opponents	91	339	3.7	17	2			
Receiving	No.	Yds.	Avg.	Long	TD			
Wade	9	140	15.6	35	0			
Rice	8	53	6.6	13	1			
McMullen	4	43	10.8	18	0			
Spach	4	26	6.5	13	0			
Moore	4	23	5.8	12	0			
Carter	3	46	15.3	22	0			
Williamson	3	32	10.7	16	0			
Ferguson	2	49	24.5	38	0			
Tahi	2	31	15.5	16	0			
Jones	2	29	14.5	24	0			
Nance	2	24	12.0	16	0			
Taylor	2	19	9.5	18	0			
Shiancoe	2	13	6.5	7	1			
Dugan	2	6	3.0	5	0			
Pinner	2	4	2.0	5	0			
Allison	1	10	10.0	10	0			
Owens	1	7	7.0	7	0			
Fason	1	5	5.0	5	0			
C. Williams	1	4	4.0	4	0			
Peterson	1	2	2.0	2	0			
VIKINGS	56	566	10.1	38	2			
Opponents	99	862	8.7	57	4			
Interceptions	No.	Yds.	Avg.	Long	TD			
Thomas	2	82	41.0	82	1			
Sharper	1	40	40.0	40	1			
Greenway	1	16	16.0	16	1			
Winfield	1	13	13.0	13	0			
D. Edwards	1	4	4.0	4	0			
D. Smith	1	3	3.0	3	0			
Chad Johnson	1	0	0.0	0	0			
VIKINGS	8	158	19.8	82	3			
Opponents	3	45	15.0	39	1			
Opp. Fumble Rec.	No.	Yds.	Avg.	Long	TD			
Robison	2	3	1.5	3	1			
Green	2	1	0.5	1	0			
Mitchell	1	0	0.0	0	0			
Blue	1	-3	-3.0	-3	0			
VIKINGS	6	1	0.2	3	1			
Opponents	2	3	1.5	3	0			
Punting	No.	Yds.	Avg.	Net	TB	In20	Lg	B
Kluwe	14	609	43.5	26.0	1	2	59	0
Reyes	4	149	37.3	32.0	1	2	43	0
VIKINGS	18	758	42.1	27.3	2	4	59	0
Opponents	11	540	49.1	42.6	1	3	62	0
Punt Returns	No.	FC	Yds	Avg	Long	TD		
Gordon	3	1	21	7.0	15	0		
Moore	2	0	6	3.0	3	0		
Allison	1	0	14	14.0	14	0		
Carter	1	0	10	10.0	10	0		
VIKINGS	7	1	51	7.3	15	0		
Opponents	9	2	226	25.1	95	1		
Kickoff Returns	No.	Yds	Avg	Long	TD			
Allison	8	174	21.8	28	0			
C. Williams	4	98	24.5	28	0			
Carter	1	23	23.0	23	0			
Moore	1	26	26.0	26	0			
Nance	1	23	23.0	23	0			
Williamson	1	26	26.0	26	0			
VIKINGS	16	370	23.1	28	0			
Opponents	20	471	23.6	38	0			

Passing	Att.	Cmp.	Yards	Pct	Yd./Att.	TD	TD%	Int.	Int%	Lg	Sack/Lost	Rating
Jackson	38	20	225	52.6	5.9	0	0.0	0	0.0	35	1/0	70.6
Bollinger	36	21	211	58.3	5.9	1	2.8	2	5.6	38	5/24	61.2
Thigpen	11	5	32	45.5	2.9	0	0.0	0	0.0	18	1/4	52.5
Henson	9	4	33	44.4	3.7	0	0.0	0	0.0	12	0/0	54.4
Holcomb	8	5	59	62.5	7.4	0	0.0	1	12.5	22	0/0	45.3
Wade	1	1	6	100.0	6.0	1	100.0	0	0.0	6	0/0	131.3
VIKINGS	103	56	566	54.4	5.5	2	1.9	3	2.9	38	7/28	64.6
Opponents	141	89	862	70.2	6.1	4	2.8	8	5.7	57	7/45	71.9

2007 REGULAR SEASON STATISTICS

9/9	W	24-3	Atlanta	62,815	(SO)
9/16	L	17-20	@ Detroit (OT)	61,771	
9/23	L	10-13	@ Kansas City	78,038	
9/30	L	16-23	Green Bay	63,779	(SO)
10/14	W	34-31	@ Chicago	62,174	
10/21	L	14-24	@ Dallas	63,432	
10/28	L	16-23	Philadelphia	63,019	(SO)
11/4	W	35-17	San Diego	63,043	(SO)
11/11	L	0-34	@ Green Bay	70,945	
11/18	W	29-22	Oakland	62,960	(SO)
11/25	W	41-17	@ N.Y. Giants	78,591	
12/2	W	42-10	Detroit	62,996	(SO)
12/9	W	27-7	@ San Francisco	68,050	
12/17	W	20-13	Chicago	63,800	(SO)
12/23	L	21-32	Washington	63,634	(SO)
12/30	L	19-22	@ Denver (OT)	76,084	

	Min.	Opp.
Total First Downs	294	305
Rushing	131	67
Passing	139	222
Penalty	24	16
3rd Down: Made/Att.	69/200	94/234
3rd Down: Pct.	34.5	40.2
4th Down: Made/Att.	7/13	7/18
4th Down: Pct.	53.8	38.9

Possession Avg.	29:22	30:38
Total Net Yards	5379	5410
Avg. Per Game	336.2	338.1
Total Plays	964	1063
Avg. Per Play	5.6	5.1

Net Yards Rushing	2634	1185
Avg. Per Game	164.6	74.1
Total Rushes	494	379
Net Yards Passing	2745	4225
Avg. Per Game	171.6	264.1
Sacked/Yards Lost	38/193	38/275
Gross Yards Passing	2938	4500
Att./Completions	432/249	646/415
Completion Pct.	57.6	64.2
Had Intercepted	14	15

Punts/Average	81/44.7	82/46.1
Net Punting Avg.	37.0	40.5
Penalties/Yards	86/662	110/763
Fumbles/Ball Lost	27/16	37/16
Touchdowns	43	32
Rushing	22	7
Passing	12	22
Returns	9	3

Score by Periods	1	2	3	4	OT	T
VIKINGS	82	107	66	110	0	365
OPPONENTS	63	110	80	72	6	311

Scoring	Ru	Re	Rt	1 pt.	2 pt.	FG	S	T
Longwell	0	0	0	39/40	--	20/24	--	99
Peterson	12	1	0	--	--	--	--	78
Taylor	7	0	0	--	--	--	--	42
Rice	0	4	0	--	--	--	--	24
Jackson	3	0	0	--	2	--	--	22
Wade	0	3	0	--	--	--	--	18
K. Williams	0	0	2	--	--	--	--	12
Allison	0	0	1	--	--	--	--	6
Edwards	0	0	1	--	--	--	--	6
Ferguson	0	1	0	--	--	--	--	6
Greenway	0	0	1	--	--	--	--	6
Griffin	0	0	1	--	--	--	--	6
Kleinsasser	0	1	0	--	--	--	--	6
Sharper	0	0	1	--	--	--	--	6
Shiancoe	0	1	0	--	--	--	--	6
Smith	0	0	1	--	--	--	--	6
Williamson	0	1	0	--	--	--	--	6
Winfield	0	0	1	--	--	--	--	6
Bollinger	0	0	0	--	1	--	--	2
VIKINGS	22	12	9	39/40	3/3	20/24	1	365
OPPONENTS	7	22	3	31/31	0/1	28/32	2	311

Field Goals	1-19	20-29	30-39	40-49	50+
Longwell	0/0	3/3	6/6	10/11	1/4
VIKINGS	0/0	3/3	6/6	10/11	1/4
OPPONENTS	0/0	7/7	10/10	10/12	1/3

Longwell:	(49G), (32G, 52lu), (22G), (44G, 35G, 48G), (48G, 55G), (48bl), (39G, 32G, 48G), (57sh), (1), (30G, 38G), (46G, 26G), (1), (48G, 46G), (42G, 48G), (53wl), (22G)
------------------	--

Passing	Att.	Cmp.	Yards	Pct	Yd/Att.
Jackson	294	171	1911	58.2	6.5
Holcomb	83	42	515	50.6	6.2
Bollinger	50	33	391	66.0	7.8
Rice	2	2	94	100.0	47.0
Kluwe	1	1	27	100.0	27.0
Moore	1	0	0	0.0	0.0
Taylor	1	0	0	0.0	0.0
VIKINGS	432	249	2938	57.6	6.8
OPPONENTS	646	415	4500	64.2	7.0

TD	TD%	Int.	Int%	Lg	Sack/Lost	Rating
9	3.1	12	4.1	71	19/70	70.8
2	2.4	1	1.2	40	12/67	73.1
1	2.0	1	2.0	50	7/36	88.0
0	0.0	0	0.0	79	0/0	118.8
0	0.0	0	0.0	27	0/0	118.8
0	0.0	0	0.0	0	0/0	39.6
0	0.0	0	0.0	0	0/0	39.6
12	2.8	14	3.2	79	38/193	74.2
22	3.4	15	2.3	81	38/275	86.3

Opponents:	(44wr, 45G), (30G, 48wl, 37G), (39G, 49G), (28G, 44G, 33G), (32G), (50wl, 45G), (20G, 59sh, 27G, 25G), (36G), (39G, 24G), (42G, 30G, 42G, 49G, 52G), (48G), (37G), (1), (29G, 47G), (26G), (43G, 30G)
-------------------	---

Rushing	Att	Yds	Avg	Lg	TD
Peterson	238	1341	5.6	73	12
Taylor	157	844	5.4	84	7
Jackson	54	260	4.8	32	3
Moore	20	113	5.7	17	0
Williamson	2	29	14.5	26	0
Bollinger	5	18	3.6	10	0
Tahi	6	15	2.5	6	0
Richardson	7	13	1.9	4	0
Dugan	2	7	3.5	4	0
Allison	2	3	1.5	3	0
Wade	1	-9	-9.0	-9	0
VIKINGS	494	2634	5.3	84	22
OPPONENTS	379	1185	3.1	30	7

Receiving	No.	Yds.	Avg.	Long	TD
Wade	54	647	12.0	40	3
Ferguson	32	391	12.2	71	1
Rice	31	396	12.8	60	4
Taylor	29	281	9.7	50	0
Shiancoe	27	323	12.0	79	1
Peterson	19	268	14.1	60	1
Williamson	18	240	13.3	60	1
Richardson	11	69	6.3	12	0
Allison	8	122	15.3	35	0
Dugan	7	57	8.1	27	0
Moore	6	48	8.0	20	0
Kleinsasser	4	43	10.8	26	1
Mills	2	26	13.0	18	0
Tahi	1	7	7.0	7	0
VIKINGS	249	2938	11.8	79	12
OPPONENTS	415	4500	10.8	81	22

Interceptions	No.	Yds.	Avg.	Long	TD
Smith	4	112	28.0	93	1
Sharper	4	61	15.3	41	1
K. Williams	2	72	36.0	54	2
Greenway	2	39	19.5	37	1
Winfield	1	14	14.0	14	1
Gordon	1	0	0.0	0	0
Leber	1	0	0.0	0	0
VIKINGS	15	298	19.9	93	6
OPPONENTS	14	177	12.6	47	0
Opp. Fumble Rec. No.	Yds.	Avg.	Long	TD	
Greenway	4	0	0.0	0	0
Henderson	2	16	8.0	16	0
P. Williams	2	1	0.5	1	0
S. Johnson	2	0	0.0	0	0
Griffin	1	50	50.0	28	1
Udeze	1	37	37.0	37	0
K. Williams	1	15	15.0	15	0
Leber	1	10	10.0	10	0
Edwards	1	9	9.0	9	1
Winfield	1	0	0.0	0	0
VIKINGS	16	138	8.6	37	2
OPPONENTS	16	28	1.8	19	0

Punting	No.	Yds	Avg	Net	TB	In20	Lg	B
Kluwe	81	3621	44.7	37.0	9	34	70	0
VIKINGS	81	3621	44.7	37.0	9	34	70	0
OPPONENTS	82	3780	46.1	40.5	11	33	69	0
Punt Returns	No.	FC	Yds	Avg	Long	TD		
Wade	16	11	112	7.0	17	0		
Moore	13	8	130	10.0	42	0		
VIKINGS	29	19	242	8.3	42	0		
OPPONENTS	43	6	440	10.2	89	1		
Kickoff Returns	No.	Yds	Avg	Long	TD			
Allison	20	574	28.7	104	1			
Williamson	17	387	22.8	56	0			
Peterson	16	412	25.8	53	0			
Gordon	2	48	24.0	27	0			
Dugan	1	18	18.0	18	0			
Grigsby	1	2	2.0	2	0			
Moore	1	20	20.0	20	0			
Shiancoe	1	0	0.0	0	0			
VIKINGS	59	1461	24.8	104	1			
OPPONENTS	65	1441	22.2	55	0			

2007 PRESEASON DEFENSIVE STATISTICS

	Tackles			Sacks	Int.	Pass		Tackles		FF	FR	QB Hurry
	Solo	Asst.	Total			Def.	For Loss					
Heath Farwell	18	4	22	1.0	0	0	1	1	0	0	1	
Antoine Winfield	9	4	13	0.0	1	1	0	0	0	0	0	
Cedric Griffin	10	1	11	0.0	0	0	0	1	0	0	0	
Charles Gordon	9	2	11	0.0	0	1	0	0	0	0	0	
Greg Blue	8	3	11	0.0	0	0	2	0	1	0	0	
Patrick Body	9	1	10	1.0	0	1	0	1	0	0	0	
Dovonte Edwards	8	1	9	0.0	1	1	1	0	0	0	0	
Brian Robison	8	1	9	3.0	0	0	1	2	2	1	1	
Marcus McCauley	7	2	9	0.0	0	1	0	0	0	0	0	
Chad Greenway	6	3	9	0.0	1	1	1	0	0	0	0	
Dontarrius Thomas	6	3	9	0.0	2	2	1	0	0	0	0	
E.J. Henderson	7	1	8	0.0	0	0	0	0	0	0	1	
Spencer Johnson	6	1	7	0.0	0	0	0	0	0	0	0	
Ronyell Whitaker	6	1	7	0.0	0	2	0	0	0	0	0	
Vinny Ciurciu	5	1	6	1.0	0	0	1	0	0	0	1	
David Herron	4	2	6	0.0	0	0	0	0	0	0	0	
Fred Evans	4	0	4	0.0	0	0	2	1	0	0	0	
Chad Johnson	4	0	4	0.0	1	1	0	0	0	0	0	
Dwight Smith	4	0	4	0.0	1	2	1	0	0	0	0	
Mike Doss	3	1	4	0.0	0	0	0	0	0	0	0	
Ben Leber	3	1	4	0.0	0	0	1	0	0	0	0	
Jayme Mitchell	3	1	4	0.0	0	0	0	0	1	0	0	
Pat Williams	3	1	4	0.0	0	0	1	0	0	0	0	
George Hall	2	2	4	0.0	0	0	0	0	0	0	0	
Kevin Williams	2	2	4	0.0	0	0	0	0	0	0	0	
Howard Green	3	0	3	0.0	0	0	0	0	2	0	0	
Mike Hawkins	3	0	3	0.0	0	0	0	0	0	0	0	
Tank Williams	3	0	3	0.0	0	1	0	0	0	0	0	
Ray Edwards	2	1	3	0.0	0	0	1	0	0	0	1	
Cameron Siskowic	2	1	3	0.0	0	0	0	0	0	0	0	
Darrion Scott	2	0	2	0.0	0	0	0	0	0	0	0	
Darren Sharper	2	0	2	0.0	1	1	0	0	0	0	0	
Joe Bradley	1	1	2	0.5	0	1	0	0	0	0	1	
Jerron Wishom	1	0	1	0.0	0	1	0	0	0	0	0	
Alex Guerrero	0	1	1	0.5	0	0	0	0	0	0	1	
Conrad Bolston	0	0	0	0.0	0	0	0	0	0	0	1	
TOTALS	173	43	216	7.0	8	17	14	6	6	8	8	

2007 PRESEASON SPECIAL TEAMS

	Solo	Asst.	Total	FF/FR	BK
Charles Gordon	5	0	5	0/0	0
Mike Hawkins	3	0	3	0/0	0
Dovonte Edwards	3	0	3	0/0	0
Heath Farwell	1	2	3	0/0	0
Mewelde Moore	2	0	2	0/0	0
Dontarrius Thomas	2	0	2	0/0	0
Patrick Body	1	1	2	0/0	0
Naufahu Tahii	1	1	2	0/0	0
Vinny Ciurciu	1	0	1	0/0	0
Cedric Griffin	1	0	1	0/0	0
Cortez Hankton	1	0	1	0/0	0
Marcus McCauley	1	0	1	0/0	0
Brian Robison	1	0	1	0/0	0
Khream Smith	1	0	1	0/0	0
Stephen Spach	1	0	1	0/0	0
Ronyell Whitaker	1	0	1	0/0	0
Jerron Wishom	1	0	1	0/0	0
Antoine Winfield	0	1	1	0/0	0
TOTALS	27	5	32	0/0	0



2007 REGULAR SEASON DEFENSIVE STATISTICS

	Tackles			Sacks	Int.	Pass		FF	FR	QB Hurry
	Solo	Asst.	Total			Def.	For Loss			
E.J. Henderson	117	38	155	4.5	0	6	14	1	2	19
Chad Greenway	83	47	130	0.0	2	5	3	4	4	7
Ben Leber	56	32	88	5.0	1	4	6	1	1	15
Cedric Griffin	63	18	81	0.0	0	14	3	2	1	1
Darren Sharper	56	24	80	0.0	4	12	1	0	0	1
Pat Williams	45	33	78	2.0	0	3	10	0	2	9
Antoine Winfield	50	17	67	0.0	1	13	3	1	1	1
Marcus McCauley	53	9	62	0.0	0	10	1	0	0	1
Dwight Smith	42	15	57	0.0	4	11	1	2	0	0
Kenechi Udeze	33	20	53	5.0	0	2	5	2	1	30
Kevin Williams	37	13	50	3.0	2	6	8	1	1	33
Ray Edwards	29	12	41	5.0	0	2	5	4	1	22
Charles Gordon	21	15	36	0.0	1	5	1	0	0	1
Spencer Johnson	16	11	27	3.0	0	0	1	1	2	16
Brian Robison	16	9	25	4.5	0	0	6	1	0	14
Tank Williams	12	6	18	0.0	0	2	4	0	0	1
Jayne Mitchell	8	7	15	1.0	0	0	1	0	0	9
Erasmus James	8	4	12	1.0	0	0	2	0	0	3
Fred Evans	4	1	5	1.0	0	0	0	0	0	2
Darrion Scott	3	0	3	0.0	0	0	0	0	0	1
Ronyell Whitaker	2	1	3	0.0	0	0	0	0	0	0
Heath Farwell	2	0	2	0.0	0	0	0	0	0	0
Conrad Bolston	1	0	1	0.0	0	0	0	1	0	0
Mike Doss	1	0	1	0.0	0	0	0	0	0	0
Otis Grigsby	1	0	1	1.0	0	0	0	1	0	1
TEAM	0	0	0	2.0	0	0	0	0	0	0
TOTALS	759	332	1091	38.0	15	95	75	22	16	187

2007 SEASON SPECIAL TEAMS

	Tackles			FF/FR	BK
	Solo	Asst.	Total		
Heath Farwell	19	13	32	0/0	0
Vinny Ciurciu	9	6	15	0/0	0
Charles Gordon	7	8	15	0/0	0
Eric Frampton	10	4	14	0/0	0
Chad Greenway	4	4	8	0/0	0
Tank Williams	3	4	7	0/0	0
Mike Doss	3	3	6	0/0	0
Ronyell Whitaker	2	4	6	0/0	0
Dontarrius Thomas	1	4	5	0/0	0
Cedric Griffin	1	4	5	0/0	0
Antoine Winfield	4	0	4	0/0	0
Darren Sharper	1	3	4	0/0	0
Cullen Loeffler	2	1	3	0/0	0
Marcus McCauley	2	1	3	0/0	0
Ben Leber	2	0	2	1/0	0
Naufahu Tahī	2	0	2	0/0	0
Brian Robison	1	1	2	0/0	0
David Herron	0	2	2	0/0	0
Chris Kluwe	1	0	1	0/0	0
Ryan Longwell	1	0	1	0/0	0
Mewelde Moore	1	0	1	0/0	0
Jeff Dugan	0	1	1	0/0	0
Ray Edwards	0	1	1	0/0	0
TOTALS	76	64	140	1/0	0



2007 GAME-BY-GAME STATISTICS

Vikings

T	First Downs			Total Offense							Intercepts			Punts			Punt Returns			KO Returns			Pen.			Fum.			Scoring											
	R	Pa	Pe	Yd	Ru	At	Pa	Sk/Yd	A	C	I	N	Yd	Lg	TD	N/Vg	N	Yds	FC	Lg	TD	N	Yds	Lg	TD	N	Yds	Lg	TD	N	Yds	Lg	TD	R	Pt	FG	S			
ATL	15	7	8	0	302	139	27	163	0/0	23	13	1	19	19	0	538.0	3	20	1	13	0	1	22	22	0	4/35	1/0	0	1	22	22	0	4/35	1/0	0	1	2	33	1/1	0
@DET	17	6	9	2	313	123	33	190	2/2	37	20	4	4	32	34	0	457.5	1	0	2	0	4	141	60	0	12/96	2/1	1	0	1	22	1/2	0	1	0	1	22	1/2	0	
@KC	18	8	8	2	252	123	29	133	5/86	29	14	0	0	0	0	648.0	3	27	1	13	0	2	55	36	0	6/45	1/1	1	0	0	1/1	1/1	0	0	0	1/1	1/1	0		
GB	20	6	10	4	382	155	21	227	5/31	39	21	1	1	1	0	536.2	1	-1	0	-1	0	4	98	51	0	7/40	2/1	0	1	0	1/1	3/3	0	0	0	1/1	3/3	0		
@CHI	16	11	5	0	444	311	43	133	1/3	23	9	0	0	0	0	942.3	0	0	4	0	0	6	158	53	0	2/10	1/0	3	1	0	4/4	2/2	0	0	0	0	0	0	0	0
@DAL	11	8	3	0	196	131	27	65	3/7	19	6	0	0	0	0	746.0	1	11	1	11	0	4	78	27	0	4/36	2/1	1	0	1	2/2	0/1	0	0	0	1	2/2	0/1	0	
PHI	20	7	10	3	256	105	29	151	4/31	26	14	0	0	0	0	648.0	4	42	0	17	0	6	110	27	0	6/73	0/0	0	1	0	1/1	3/3	0	0	0	1	0	1/1	3/3	0
SD	26	14	8	4	528	378	43	150	1/8	22	13	0	0	0	0	544.6	4	59	2	42	0	2	80	62	0	11/81	2/2	4	1	0	5/5	0/1	0	0	0	0	0	0	0	
@GB	11	4	6	1	247	86	15	161	3/15	26	16	1	2	2	0	552.8	0	0	0	0	0	4	82	28	0	5/51	1/0	0	0	0	0	0	0	0	0	0	0	0	0	0
OAK	25	12	13	0	478	228	32	250	3/15	24	19	1	1	10	10	436.0	2	5	1	6	0	6	130	27	0	4/30	5/4	3	0	0	3/3	2/2	1	0	0	0	3/3	2/2	1	
@NYG	15	7	6	2	251	127	39	124	4/5	12	10	0	0	0	0	540.6	0	0	1	0	0	3	66	23	0	4/15	1/0	1	1	3	5/5	2/2	0	0	0	0	0	0	0	
DET	29	15	13	1	443	216	39	227	1/4	26	19	1	13	13	0	141.0	1	10	1	10	0	3	144	104	1	4/25	0/0	3	2	1	6/6	0/0	0	0	0	0	0	0		
@SF	11	3	8	0	280	117	31	163	0/0	25	16	0	0	0	0	641.8	1	6	2	6	0	1	22	22	0	3/25	1/1	1	1	1	3/3	2/2	0	0	0	0	0	0	0	
CHI	21	9	9	3	372	136	34	236	2/13	29	18	3	5	34	0	646.3	3	13	2	6	0	4	70	25	0	4/30	1/1	2	0	0	1/2	2/2	0	0	0	0	0	0		
WASH	23	8	13	2	299	87	25	212	1/8	41	25	2	2	49	47	350.3	2	29	1	17	0	6	112	39	0	6/40	2/1	2	1	0	3/3	0/1	0	0	0	0	0	0		
@DEN	16	6	10	0	332	172	27	160	3/15	31	16	0	0	0	0	446.5	3	21	0	13	0	3	88	31	0	4/30	4/3	0	2	0	2/2	1/1	0	0	0	0	0	0		

Third Down Efficiency

9/9	ATL	9-9	33.3%	9/16	@DET	8-14	44.4%	9/23	@KC	4-15	26.7%	9/30	GB	5-15	33.3%	10/14	@CHI	5-16	31.3%	10/21	@DAL	2-12	16.7%
10/28	PHI	3-12	25.0%	11/4	SD	6-13	46.2%	11/11	@GB	0-8	0.0%	11/18	OAK	1-7	14.3%	11/25	@NYG	5-13	38.5%	12/2	DET	6-10	60.0%
12/9	@SF	5-14	35.7%	12/17	CHI	5-14	35.7%	12/23	WASH	4-10	40.0%	12/30	@DEN	7-14	50.0%								

RUSHING

	Adrian Peterson					Chester Taylor					Tarvaris Jackson				
	No	Yds	Avg	LG	TD	No	Yds	Avg	LG	TD	No	Yds	Avg	LG	TD
ATL	19	103	5.4	15	0	3	18	6.0	14	0	2	10	5.0	10	0
@ DET	20	66	3.3	11	0	INACTIVE					5	16	3.2	7	1
@ KC	25	102	4.1	16	1	INACTIVE					INACTIVE				
GB	12	112	9.3	55	0	8	40	5.0	37	0	INACTIVE				
@ CHI	20	224	11.2	73†	3	22	83	3.8	14	0	0	0	0.0	0	0
@ DAL	12	63	5.3	20†	1	10	47	4.7	16	0	4	20	5.0	12	0
PHI	20	70	3.5	17	0	6	19	3.2	9	0	INACTIVE				
SD	30	296	9.9	64†	3	9	60	6.7	34	1	2	19	9.5	10	0
@ GB	11	45	4.1	12	0	3	37	12.3	23	0	DID NOT PLAY				
OAK	INACTIVE					22	164	7.5	38†	3	3	19	6.3	12	0
@ NYG	INACTIVE					31	77	2.5	13	1	5	38	7.6	19	0
DET	15	116	7.7	28	2	14	70	5.0	15	1	5	20	4.0	10	0
@ SF	14	3	0.2	4	0	8	101	12.6	84†	1	9	13	1.4	12	0
CHI	20	78	3.9	28	2	5	31	6.2	10	0	7	25	3.6	18	0
WASH	9	27	3.0	18	0	6	14	2.3	6	0	8	44	5.5	11	2
@ DEN	11	36	3.3	8	0	10	83	8.3	24	0	4	36	9.0	32	0

PASSING

	Tarvaris Jackson								Kelly Holcomb									
	Att	Comp	Yds	Pct	TD	Int	Lg	Sacks	Rating	Att	Comp	Yds	Pct	TD	Int	Lg	Sacks	Rating
ATL	23	13	163	56.5	1	1	60†	0/0	75.1	INACTIVE								
@ DET	33	17	166	51.5	0	4	24	1/0	26.4	INACTIVE								
@ KC	INACTIVE								28	14	169	50.0	0	0	35	5/36	68.3	
GB	INACTIVE								39	21	258	53.8	1	1	40	5/31	72.4	
@ CHI	23	9	136	39.1	1	0	60†	1/3	73.8	DNP								
@ DAL	19	6	72	31.6	0	0	21	3/7	44.2	IDNP								
PHI	INACTIVE								16	7	88	43.8	1	0	34	2/20	62.3	
SD	12	6	63	50.0	0	0	19	0/0	65.6	INACTIVE								
@ GB	DID NOT PLAY																	
OAK	22	17	171	77.3	0	1	16	3/15	79.9	INACTIVE								
@ NYG	12	10	129	83.3	1	0	60	4/5	139.2	INACTIVE								
DET	24	18	204	75.0	2	1	35	1/4	110.4	INACTIVE								
@ SF	25	16	163	64.0	1	0	23	0/0	95.9	INACTIVE								
CHI	29	18	249	62.1	0	3	71	2/13	50.0	INACTIVE								
WASH	41	25	220	60.9	1	2	19	1/8	63.1	INACTIVE								
@ DEN	31	16	175	51.6	2	0	30	3/15	90.1	INACTIVE								

RECEIVING

	Bobby Wade					Robert Ferguson					Sidney Rice				
	No	Yds	Avg	LG	TD	No	Yds	Avg	LG	TD	No	Yds	Avg	LG	TD
ATL	1	28	28.0	28	0	INACTIVE					2	10	5.0	6	0
@ DET	5	34	6.8	10	0	3	29	9.7	12	0	0	0	0.0	0	0
@ KC	4	28	7.0	11	0	0	0	0.0	0	0	2	21	10.5	11	0
GB	5	83	16.6	40	0	0	0	0.0	0	0	6	75	12.5	15†	1
@ CHI	3	30	10.0	14	0	2	15	7.5	9	0	1	13	13.0	13	0
@ DAL	1	16	16.0	16	0	0	0	0.0	0	0	0	0	0.0	0	0
PHI	4	53	13.3	19	0	1	34	34.0	34	0	3	27	9.0	13	0
SD	1	12	12.0	12	0	3	24	8.0	11	0	4	66	16.5	40†	1
@ GB	2	29	14.5	15	0	6	59	9.8	35	0	INACTIVE				
OAK	5	45	9.0	16	0	1	6	6.0	6	0	2	18	9.0	11	0
@ NYG	2	14	7.0	9	0	0	0	0.0	0	0	3	82	27.3	60†	1
DET	4	54	13.5	19	1	1	-2	-2.0	-2	0	5	53	10.6	22	1
@ SF	3	25	8.3	14	0	4	57	14.3	23	1	2	21	10.5	12	0
CHI	6	70	11.7	19	0	2	79	39.5	71	0	1	10	10.0	10	0
WASH	3	34	11.3	19	0	4	51	12.8	16	0	INACTIVE				
@ DEN	5	92	18.4	30	2	5	39	7.8	21	0	INACTIVE				

TACKLES

E.J. Henderson

Chad Greenway

	TACKLES										TACKLES									
	Solo	Asst	Total	TFL	Sack	QBH	FF	FR	INT	PD	Solo	Asst	Total	TFL	Sack	QBH	FF	FR	INT	PD
ATL	7	3	10	2	1.0	2	0	0	0	0	6	4	10	0	0.0	1	1	0	0	0
@ DET	8	1	9	2	0.5	1	0	0	0	0	4	5	9	0	0.0	1	0	0	0	0
@ KC	7	2	9	2	0.0	1	0	0	0	0	7	7	14	0	0.0	1	0	1	0	0
GB	7	3	10	0	0.0	1	0	0	0	1	5	2	7	0	0.0	0	2	1	0	1
@ CHI	9	4	13	3	0.0	1	1	0	0	0	3	6	9	0	0.0	0	0	0	0	0
@ DAL	10	4	14	0	0.0	0	0	0	0	0	8	3	11	0	0.0	0	0	0	0	0
PHI	7	2	9	1	0.0	1	0	0	0	0	6	2	8	1	0.0	1	0	0	0	0
SD	8	0	8	2	0.0	3	0	0	0	0	3	1	4	1	0.0	0	0	1	0	0
@ GB	10	1	11	1	0.0	1	0	0	0	0	6	1	7	0	0.0	0	0	0	0	0
OAK	7	3	10	0	1.0	0	0	0	0	0	7	0	7	0	0.0	0	0	1	1	1
@ NYG	7	5	12	0	0.0	3	0	0	0	1	5	1	6	0	0.0	0	0	0	1	2
DET	5	0	5	0	1.0	1	0	0	0	1	0	0	0	0	0.0	0	0	0	0	0
@ SF	5	1	6	0	0.0	1	0	2	0	1	10	3	13	1	0.0	2	0	0	0	0
CHI	8	4	12	0	0.0	2	0	0	0	0	2	3	5	0	0.0	0	0	0	0	0
WASH	4	2	6	0	1.0	1	0	0	0	1	6	6	12	0	0.0	1	0	0	0	1
@ DEN	8	3	11	1	0.0	0	0	0	0	1	5	3	8	0	0.0	0	1	0	0	0

Ben Leber

Cedric Griffin

	TACKLES										TACKLES									
	Solo	Asst	Total	TFL	Sack	QBH	FF	FR	INT	PD	Solo	Asst	Total	TFL	Sack	QBH	FF	FR	INT	PD
ATL	3	0	3	0	0.0	0	0	0	0	0	8	1	9	0	0.0	0	0	0	0	0
@ DET	1	2	3	0	0.0	1	0	0	0	0	5	0	5	1	0.0	0	1	0	0	0
@ KC	8	2	10	3	0.0	2	0	0	0	0	5	3	8	0	0.0	0	0	0	0	0
GB	2	2	4	0	0.0	0	0	0	0	0	2	2	4	0	0.0	0	0	1	0	1
@ CHI	4	2	6	1	1.0	0	0	0	1	1	5	2	7	1	0.0	0	0	0	0	0
@ DAL	5	3	8	1	0.0	0	0	1	0	0	4	1	5	0	0.0	0	0	0	0	0
PHI	2	4	6	0	1.0	2	0	0	0	0	1	2	3	0	0.0	1	0	0	0	0
SD	4	1	5	1	0.0	1	0	0	0	0	3	0	3	0	0.0	0	0	0	0	3
@ GB	3	2	5	0	0.0	0	0	0	0	1	3	1	4	0	0.0	0	0	0	0	0
OAK	6	1	7	0	0.0	0	0	0	0	0	6	0	6	0	0.0	0	0	0	0	0
@ NYG	2	1	3	0	1.0	5	0	0	0	2	2	1	3	0	0.0	0	0	0	0	2
DET	0	2	2	0	0.0	1	0	0	0	0	3	0	3	1	0.0	0	0	0	0	2
@ SF	6	2	8	0	0.0	0	1	0	0	0	4	2	6	0	0.0	0	1	0	0	3
CHI	0	3	3	0	0.0	1	0	0	0	0	3	1	4	0	0.0	0	0	0	0	1
WASH	2	5	7	0	1.0	1	0	0	0	0	4	1	5	0	0.0	0	0	0	0	0
@ DEN	8	0	8	0	1.0	1	0	0	0	0	5	1	6	0	0.0	0	0	0	0	2

Darren Sharper

Pat Williams

	TACKLES										TACKLES									
	Solo	Asst	Total	TFL	Sack	QBH	FF	FR	INT	PD	Solo	Asst	Total	TFL	Sack	QBH	FF	FR	INT	PD
ATL	6	2	8	0	0.0	0	0	0	0	0	2	1	3	1	0.0	0	0	0	0	0
@ DET	7	1	8	0	0.0	0	0	0	2	3	3	2	5	0	1.0	2	0	0	0	1
@ KC	6	2	8	0	0.0	0	0	0	0	1	2	1	3	2	0.0	0	0	0	0	0
GB	3	2	5	0	0.0	0	0	0	0	0	4	1	5	0	0.0	1	0	0	0	0
@ CHI	1	2	3	0	0.0	0	0	0	0	1	1	1	2	0	0.0	0	0	1	0	0
@ DAL	5	5	10	0	0.0	0	0	0	0	0	6	2	8	0	0.0	0	0	0	0	0
PHI	3	1	4	0	0.0	0	0	0	0	0	3	4	7	1	0.0	0	0	0	0	0
SD	2	0	2	0	0.0	1	0	0	0	1	2	2	4	2	0.0	0	0	0	0	0
@ GB	2	0	2	0	0.0	0	0	0	0	0	1	5	6	0	0.0	1	0	0	0	0
OAK	1	0	1	0	0.0	0	0	0	0	1	7	3	10	1	0.0	1	0	0	0	1
@ NYG	1	0	1	0	0.0	0	0	0	1	1	4	2	6	0	0.0	0	0	0	0	0
DET	3	2	5	0	0.0	0	0	0	0	0	1	2	3	0	0.0	1	0	0	0	0
@ SF	4	1	5	0	0.0	0	0	0	0	0	4	4	8	1	1.0	1	0	1	0	0
CHI	1	1	2	0	0.0	0	0	0	1	1	1	2	3	0	0.0	1	0	0	0	0
WASH	4	3	7	0	0.0	0	0	0	0	1	4	1	5	2	0.0	1	0	0	0	0
@ DEN	7	2	9	1	0.0	0	0	0	0	2	0	0	0	0	0.0	0	0	0	0	1

RICHIE CROFTON'S HOUSTON STAR PLAYERS' DIARIES 2007 SEASON RECORDS PLAYOFF RECORDS HISTORY ELLIOTT

2007 GAME-BY-GAME STARTERS

Offense

	1	2	3	4	5	6	7	8	9	10	11	12	13	14	15	16
	ATL	@ DET	@ KC	GB	@ CHI	@ DAL	PHI	SD	@ GB	OAK	@ NYG	DET	@ SF	CHI	WASH	DEN
	WR	Wide	Wide	Wide	Wide	Wide	Wide	Fltge	Wide	Fltge	Wide	Wide	Wide	Ferguson	Wide	Wide
99	McKinnie	McKinnie	McKinnie	McKinnie	McKinnie	McKinnie	McKinnie	McKinnie	McKinnie	McKinnie	McKinnie	McKinnie	McKinnie	McKinnie	McKinnie	McKinnie
WR	Hutchinson	Hutchinson	Hutchinson	Hutchinson	Hutchinson	Hutchinson	Hutchinson	Hutchinson	Hutchinson	Hutchinson	Hutchinson	Hutchinson	Hutchinson	Hutchinson	Hutchinson	Hutchinson
LG	Birk	Birk	Birk	Birk	Birk	Birk	Birk	Birk	Birk	Birk	Birk	Birk	Birk	Birk	Birk	Birk
C	Hicks	Hicks	Hicks	Hicks	Hicks	Hicks	Hicks	Hicks	Hicks	Hicks	Hicks	Hicks	Hicks	Hicks	Hicks	Hicks
RG	Hicks	Hicks	Hicks	Hicks	Hicks	Hicks	Hicks	Hicks	Hicks	Hicks	Hicks	Hicks	Hicks	Hicks	Hicks	Hicks
RT	Cook	Cook	Cook	Cook	Cook	Cook	Cook	Cook	Cook	Cook	Cook	Cook	Cook	Cook	Cook	Cook
TE	Shancoe	Shancoe	Shancoe	Shancoe	Shancoe	Shancoe	Shancoe	Shancoe	Shancoe	Shancoe	Shancoe	Shancoe	Shancoe	Shancoe	Shancoe	Shancoe
WR	Williamson	Williamson	Williamson	Williamson	Williamson	Williamson	Williamson	Williamson	Williamson	Williamson	Williamson	Williamson	Williamson	Williamson	Williamson	Williamson
OB	Jackson	Jackson	Jackson	Jackson	Jackson	Jackson	Jackson	Jackson	Jackson	Jackson	Jackson	Jackson	Jackson	Jackson	Jackson	Jackson
RB	Taylor	Taylor	Taylor	Taylor	Taylor	Taylor	Taylor	Taylor	Taylor	Taylor	Taylor	Taylor	Taylor	Taylor	Taylor	Taylor
FB	Paterson	Paterson	Paterson	Paterson	Paterson	Paterson	Paterson	Paterson	Paterson	Paterson	Paterson	Paterson	Paterson	Paterson	Paterson	Paterson
WR	Rice	--	--	--	--	--	--	--	--	--	Ferguson	--	--	--	--	Williamson
TE	--	Kleinasser	Kleinasser	--	--	Kleinasser	--	Kleinasser	--	Kleinasser	--	Kleinasser	--	Kleinasser	Kleinasser	--
RB	--	--	--	Paterson	--	--	--	--	--	--	--	--	--	--	--	--

Defense

	1	2	3	4	5	6	7	8	9	10	11	12	13	14	15	16
	ATL	@ DET	@ KC	GB	@ CHI	@ DAL	PHI	SD	@ GB	OAK	@ NYG	DET	@ SF	CHI	WASH	DEN
	LE	NT	UT	RE	SLB	MLB	WLB	LCB	RCB	SS	FS	DB	Leber	Leber	Leber	Leber
99	Robison	Robison	Robison	Robison	Robison	Robison	Robison	Robison	Robison	Robison	Robison	Robison	Robison	Robison	Robison	Robison
NT	Williams	Williams	Williams	Williams	Williams	Williams	Williams	Williams	Williams	Williams	Williams	Williams	Williams	Williams	Williams	Williams
UT	Williams	Williams	Williams	Williams	Williams	Williams	Williams	Williams	Williams	Williams	Williams	Williams	Williams	Williams	Williams	Williams
RE	Edwards	Edwards	Edwards	Edwards	Edwards	Edwards	Edwards	Edwards	Edwards	Edwards	Edwards	Edwards	Edwards	Edwards	Edwards	Edwards
SLB	Leber	Leber	Leber	Leber	Leber	Leber	Leber	Leber	Leber	Leber	Leber	Leber	Leber	Leber	Leber	Leber
MLB	Henderson	Henderson	Henderson	Henderson	Henderson	Henderson	Henderson	Henderson	Henderson	Henderson	Henderson	Henderson	Henderson	Henderson	Henderson	Henderson
WLB	Henderson	Henderson	Henderson	Henderson	Henderson	Henderson	Henderson	Henderson	Henderson	Henderson	Henderson	Henderson	Henderson	Henderson	Henderson	Henderson
LCB	Greenway	Greenway	Greenway	Greenway	Greenway	Greenway	Greenway	Greenway	Greenway	Greenway	Greenway	Greenway	Greenway	Greenway	Greenway	Greenway
RCB	Winnfield	Winnfield	Winnfield	Winnfield	Winnfield	Winnfield	Winnfield	Winnfield	Winnfield	Winnfield	Winnfield	Winnfield	Winnfield	Winnfield	Winnfield	Winnfield
SS	Griffin	Griffin	Griffin	Griffin	Griffin	Griffin	Griffin	Griffin	Griffin	Griffin	Griffin	Griffin	Griffin	Griffin	Griffin	Griffin
FS	Sharper	Sharper	Sharper	Sharper	Sharper	Sharper	Sharper	Sharper	Sharper	Sharper	Sharper	Sharper	Sharper	Sharper	Sharper	Sharper
DB	Smith	Smith	Smith	Smith	Smith	Smith	Smith	Smith	Smith	Smith	Smith	Smith	Smith	Smith	Smith	Smith
	--	McCauley	--	--	McCauley	--	Gordon	--	Gordon	--	--	--	--	--	--	--

Underline denotes: Rookie

2007 VIKINGS PARTICIPATION

KEY: (S=Started, P=Played, DNP=Did Not Play, IA=Inactive, IR=Injured Reserve, N=Not With Club, PS=Practice Squad, SUS=Reserve/Suspended)

	vs. ATL	@ DET	@ KC	vs. GB	@ CHI	@ DAL	vs. PHI	vs. SD	@ GB	vs. OAK	@ NYG	vs. DET	@ SF	vs. CHI	vs. WAS	@ DEN	2007 GP	GS
Alexander, R.	IR	IR	IR	IR	IR	IR	IR	IR	IR	IR	IR	IR	IR	IR	IR	IR	0	0
Allison, A.	P	P	P	IA	IA	P	IA	P	IA	IA	P	P	P	P	P	P	11	0
Archer, B.	PS	N	N	N	N	N	N	N	N	N	N	N	N	N	N	N	0	0
Birk, M.	S	S	S	S	S	S	S	S	S	S	S	S	S	S	S	S	16	16
Bollinger, B.	DNP	P	DNP	DNP	IA	IA	P	P	P	DNP	DNP	DNP	DNP	P	DNP	DNP	5	1
Bolston, C.	PS	PS	PS	PS	PS	PS	PS	PS	PS	PS	PS	IA	P	N	N	N	1	0
Ciurciu, V.	P	P	P	P	IA	IA	P	P	P	P	P	P	P	P	P	IA	13	0
Cook, R.	S	S	S	S	S	S	S	S	S	S	S	S	S	S	S	S	16	16
Daniels, B.	PS	PS	PS	PS	IA	IA	PS	PS	PS	PS	PS	PS	PS	PS	PS	PS	0	0
Doss, M.	IA	IA	P	P	P	P	IA	IA	P	IA	S	P	P	P	IA	IA	8	1
Dugan, J.	P	P	P	P	P	P	P	P	S	P	S	P	P	P	P	P	16	3
Edwards, R.	S	S	S	S	S	S	S	S	S	S	S	P	SUS	SUS	SUS	SUS	12	11
Evans, F.	P	IA	IA	IA	P	P	P	P	P	P	SUS	SUS	SUS	P	P	P	11	0
Everett, T.	PS	PS	PS	PS	PS	PS	PS	PS	PS	PS	PS	PS	PS	PS	PS	PS	0	0
Ewaryay, S.	PS	PS	PS	PS	PS	PS	PS	PS	PS	PS	PS	PS	PS	PS	PS	PS	0	0
Farwell, H.	P	P	P	P	P	P	P	P	P	P	P	P	P	P	P	P	16	0
Ferguson, R.	IA	P	S	P	P	P	P	S	P	S	P	S	P	S	S	S	15	8
Filani, J.	PS	PS	PS	PS	PS	PS	PS	PS	PS	PS	PS	PS	PS	PS	PS	PS	0	0
Frampton, E.	N	N	N	N	N	N	P	P	IA	P	P	P	P	P	P	P	9	0
Gordon, C.	P	P	P	P	P	P	P	S	P	S	P	P	P	P	P	P	16	3
Greenway, C.	S	S	S	S	S	S	S	S	S	S	S	S	S	S	S	S	16	16
Griffin, C.	S	S	S	S	S	S	S	S	S	S	S	S	S	S	S	S	16	16
Grigsby, O.	N	N	N	N	N	N	N	N	N	N	N	N	P	P	P	P	4	0
Guerrero, A.	N	N	N	N	N	N	N	N	N	N	N	PS	PS	PS	PS	PS	0	0
Hawkins, M.	IR	IR	IR	IR	N	N	N	N	N	N	N	N	N	N	N	N	0	0
Henderson, E.	S	S	S	S	S	S	S	S	S	S	S	S	S	S	S	S	16	16
Herrera, A.	P	P	P	P	S	S	S	S	S	S	S	S	S	S	S	S	16	12
Herron, D.	N	PS	PS	PS	PS	PS	PS	PS	PS	PS	PS	PS	IA	IA	P	P	2	0
Hicks, A.	S	S	S	S	P	P	P	P	DNP	P	P	IA	P	P	P	P	14	4
Holcomb, K.	IA	IA	S	S	DNP	DNP	S	IA	IA	IA	IA	IA	IA	IA	IA	IA	3	3
Hutchinson, S.	S	S	S	S	S	S	S	S	S	S	S	S	S	S	S	S	16	16
Jackson, T.	S	S	IA	IA	S	S	IA	S	DNP	S	S	S	S	S	S	S	12	12
James, E.	IA	IA	IA	IA	P	IA	IA	P	P	P	P	S	IR	IR	IR	IR	6	1
Johnson, Chad	PS	PS	PS	PS	PS	PS	N	N	N	N	N	N	N	N	N	N	0	0
Johnson, Chase	IA	IA	IA	IA	IA	IA	IA	IA	IA	IA	IA	IA	DNP	IA	IA	IA	0	0
Johnson, M.	P	P	P	P	P	P	P	P	P	P	P	P	P	P	P	P	16	0
Johnson, S.	P	P	P	P	P	P	P	P	P	P	P	P	P	P	P	P	16	0
Jones, B.	IR	IR	IR	IR	IR	IR	IR	IR	IR	IR	IR	IR	IR	IR	IR	IR	0	0
Kleinsasser, J.	P	S	S	P	P	S	P	S	S	S	P	S	S	S	P	P	16	10
Kluwe, C.	P	P	P	P	P	P	P	P	P	P	P	P	P	P	P	P	16	0
Leber, B.	S	P	S	P	P	S	P	S	P	S	S	P	S	S	S	S	16	10
Loeffler, R.	P	P	P	P	P	P	P	P	P	P	P	P	P	P	P	P	16	0
Longwell, R.	P	P	P	P	P	P	P	P	P	P	P	P	P	P	P	P	16	0
Mathis, W.	IR	IR	IR	IR	N	N	N	N	N	N	N	N	N	N	N	N	0	0
McCann, D.	N	N	N	N	PS	PS	PS	PS	PS	PS	PS	PS	PS	PS	PS	PS	0	0
McCauley, M.	P	S	P	S	S	P	P	S	S	P	S	S	P	P	S	S	16	9
McKinnie, B.	S	S	S	S	S	S	S	S	S	S	S	S	S	S	S	S	16	16
Mills, G.	IA	IA	IA	IA	IA	IA	IA	IA	IA	IA	IA	IA	IA	IA	IA	P	1	0
Mitchell, J.	IA	P	P	P	IA	P	P	IA	IA	IA	P	P	P	P	P	P	10	0
Moore, M.	IA	P	P	IA	IA	P	P	P	P	P	P	P	P	IA	P	P	12	0
Mozen, D.	IR	IR	IR	IR	IR	IR	IR	IR	IR	IR	IR	IR	IR	IR	IR	IR	0	0
Nance, M.	PS	PS	PS	PS	PS	PS	PS	PS	PS	PS	PS	PS	PS	PS	PS	PS	0	0
Peterson, A.	P	S	S	P	S	P	S	S	IA	IA	S	P	P	S	P	P	14	4
Rice, S.	S	P	P	P	P	P	P	S	IA	S	P	P	P	P	P	P	14	3
Richardson, T.	P	IA	IA	S	P	P	S	P	P	P	P	P	P	S	P	P	14	3
Robison, B.	P	S	P	P	P	P	P	P	P	P	P	P	S	S	S	S	16	5
Scott, D.	P	P	P	P	IR	IR	IR	IR	IR	IR	IR	IR	IR	IR	IR	IR	4	0
Sharper, D.	S	S	S	S	S	S	S	S	S	S	S	S	S	S	S	S	16	16
Shiancoe, V.	S	S	S	S	S	S	S	S	P	S	S	S	S	S	S	S	16	15
Siskowic, C.	IR	IR	IR	IR	N	N	N	N	N	N	N	N	N	N	N	N	0	0
Smith, D.	S	S	S	S	S	IA	IA	S	S	S	S	P	S	S	S	S	14	13
Surrency, J.	N	N	N	N	N	N	N	N	N	N	N	N	N	PS	PS	PS	0	0
Tahi, N.	P	P	P	P	P	IA	P	IA	IA	P	P	IA	P	IA	IA	IA	10	0
Taylor, C.	S	IA	IA	S	S	S	P	P	P	S	P	S	P	P	P	P	14	8
Thomas, D.	P	P	P	P	P	P	P	P	P	P	P	IA	P	P	IA	IA	13	0
Udeze, K.	S	P	S	S	S	S	S	S	S	S	S	S	S	S	S	S	16	15
Wade, B.	S	S	S	S	S	S	S	P	S	P	P	S	P	S	P	S	16	12
Whitaker, R.	P	S	P	P	IA	IA	P	IA	P	P	IA	P	P	IA	P	P	11	0
Whitlock, A.	PS	PS	PS	PS	PS	PS	PS	PS	PS	PS	PS	PS	PS	PS	PS	PS	0	0
Williams, K.	S	S	S	S	S	S	S	S	S	S	S	S	S	S	S	S	16	16
Williams, P.	S	S	S	S	S	S	S	S	S	S	S	S	S	S	S	S	16	16
Williams, T.	P	P	P	P	P	S	S	P	P	P	P	IA	IA	IA	P	P	13	2
Williamson, T.	S	S	IA	S	S	S	S	IA	P	S	IA	IA	IA	P	S	IA	11	8
Winfield, A.	S	S	S	S	S	S	S	IA	IA	S	IA	IA	S	S	IA	IA	10	10

2007 SEASON

THE LAST TIME

400 YARDS TOTAL OFFENSE

By Vikings – 443 yards, vs. Detroit, 12/2/07
Playoffs – 429 yards, vs. New Orleans, 1/6/01

By Opponents – 488 yards, @ Green Bay, 11/11/07

Playoffs – 518 yards, @ NY Giants, 1/14/01

500 YARDS TOTAL OFFENSE

By Vikings – 528 yards, vs. San Diego, 11/4/07
Playoffs – Has never happened

By Opponents – 504 yards, @ Cincinnati, 9/18/05

Playoffs – 518 yards, @ NY Giants, 1/14/01

300 YARDS PASSING IN GAME BY A PLAYER

By Vikings – Daunte Culpepper, 300 yards, vs. New Orleans, 9/25/05

Playoffs – Daunte Culpepper, 316 yards, @ Philadelphia, 1/16/05

By Opponents – Daunte Culpepper, 344 yards, vs. Oakland, 11/18/07

Playoffs – Kerry Collins, 381 yards, @ NY Giants, 1/14/01

400 YARDS PASSING IN GAME BY A PLAYER

By Vikings – Daunte Culpepper, 404 yards, @ Detroit, 12/19/04

Playoffs – Jeff George, 424 yards, @ St. Louis, 1/16/00

By Opponents – Matt Leinart, 405 yards, vs. Arizona, 11/26/06

Playoffs – Has never happened

4 TOUCHDOWN PASSES IN GAME BY A PLAYER

By Vikings – Daunte Culpepper, @ Green Bay, 11/14/04

Playoffs – Daunte Culpepper, @ Green Bay, 1/9/05

By Opponents – Tom Brady, vs. New England, 10/30/06

Playoffs – Kerry Collins (5), @ NY Giants, 1/14/01

100 YARDS RUSHING IN GAME BY A PLAYER

By Vikings – Chester Taylor, 101 yards, @ San Francisco, 12/9/07

Playoffs – Robert Smith, 140 yards, vs. Dallas, 1/9/00

By Opponents – Ryan Grant, 119 yards, @ Green Bay, 11/11/07

Playoffs – Terry Kirby, 120 yards, @ San Francisco, 1/3/98

200 YARDS RUSHING IN GAME BY A PLAYER

By Vikings – Adrian Peterson, 286 yards, vs. San Diego, 11/4/07

Playoffs – Has never happened

By Opponents – Walter Payton, 275 yards, @ Chicago, 11/20/77

Playoffs – Has never happened

3 TOUCHDOWNS RUSHING IN GAME BY A PLAYER

By Vikings – Chester Taylor, vs. Oakland, 11/18/07

Playoffs – Has never happened

By Opponents – Steven Jackson, vs. St. Louis, 12/31/06

Playoffs – Has never happened

100 YARDS RECEIVING IN GAME BY A PLAYER

By Vikings – Troy Williamson, 102 yards, vs. Carolina, 9/17/06

Playoffs – Marcus Robinson, 119 yards, @ Philadelphia, 1/16/05

By Opponents – Brandon Marshall, 114 yards, @ Denver, 12/30/07

Playoffs – Ike Hilliard, 155 yards, @ NY Giants, 1/14/01

3 TOUCHDOWN CATCHES IN GAME BY A PLAYER

By Vikings – Marcus Robinson (15, 15, 2), vs. Cleveland, 11/27/05

Playoffs – Has never happened

By Opponents – Marvin Harrison (4, 15, 18), @ Indianapolis, 12/24/00

Playoffs – Has never happened

3 TOUCHDOWNS IN GAME BY A PLAYER

By Vikings – Chester Taylor, vs. Oakland, 11/18/07 (3 rushing)

Playoffs – Leroy Hoard, vs. Arizona, 1/10/99 (2 rush, 1 rec.)

By Opponents – Marshall Faulk, @ St. Louis, 11/30/03 (3 rushing)

Playoffs – Mario Bates, vs. Arizona, 1/10/99 (3 rushing)

4 TOUCHDOWNS IN GAME BY A PLAYER

By Vikings – Ahmad Rashad, vs. San Francisco, 9/2/79 (4 rec.)

Playoffs – Has never happened

By Opponents – Steven Jackson, vs. St. Louis, 12/31/06 (3 rush, 1 rec.)

Playoffs – Has never happened

3 INTERCEPTIONS IN GAME BY A PLAYER

By Vikings – Darren Sharper, @ NY Giants, 11/13/05

Playoffs – Has never happened

By Opponents – Deltha O'Neal, @ Cincinnati, 9/18/05

Playoffs – Has never happened

PUNT RETURNED FOR TD

By Vikings – Mewelde Moore, 71 yards, vs. New England, 10/30/06

Playoffs – Anthony Carter, 84 yards, @ New Orleans 1/3/88

By Opponents – Devin Hester, 89 yards, @ Chicago, 10/14/07

Playoffs – Golden Richards, 63 yards, @ Dallas, 12/30/73

KICKOFF RETURNED FOR TD

By Vikings – Aundrea Allison, 104 yards, vs. Detroit, 12/2/07

Playoffs – Has never happened

By Opponents – J.J. Arrington, 99 yards, vs. Arizona, 11/26/06

Playoffs – Tony Horne, 95 yards, @ St. Louis, 1/16/00

INTERCEPTION RETURNED FOR TD

By Vikings – Kevin Williams, 18 yards, @ San Francisco, 12/9/07

Playoffs – Reggie Rutland, 27 yards, @ San Francisco, 1/9/88

By Opponents – Ron Bartell, 38 yards, vs. St. Louis, 12/31/06

Playoffs – Ken Norton Jr., 23 yards, @ San Francisco, 1/3/98

FUMBLE RETURNED FOR TD

By Vikings – Cedric Griffin, 28 yards, @ Dallas, 10/21/07

Playoffs – Nate Wright, 20 yards, vs. St. Louis, 12/21/74

By Opponents – Adrian Wilson, 99 yards, vs. Arizona, 11/26/06

Playoffs – Kevin Miniefield, 48 yards, Chicago, 1/1/95

PUNT BLOCKED

By Vikings – Jim Kleinsasser, vs. Chicago, 1/1/06

Playoffs – Scott Studwell, @ L.A. Rams, 12/31/78

By Opponents – Jamie Duncan, @ St. Louis, 11/30/03

Playoffs – Spencer Tillman, @ San Francisco, 1/6/90

PUNT BLOCKED FOR TD

By Vikings – Issiac Holt, recovered in end zone vs. San Francisco, 10/12/86 (Blocked by Gerald Robinson)

Playoffs – Terry Brown, recovered in end zone, vs. Pittsburgh 1/12/75 (Blocked by Matt Blair)

By Opponents – Tiger Greene, vs. Green Bay, 26 yards, 12/2/90 (Blocked by Greene)

Playoffs – Doug Rogers recovered blocked punt in end zone, vs. Atlanta, 1/9/83 (Blocked by Paul Davis)

PUNT BLOCKED FOR SAFETY

By Vikings – Mike Merriweather vs. L.A. Rams, 11/5/89

Playoffs – Has never happened

By Opponents – Kevin Miniefield, vs. Chicago, 10/28/96

Playoffs – Has never happened

SAFETY SCORED

By Vikings – Penalty on Daunte Culpepper enforced in end zone, vs. Oakland, 11/18/07

Playoffs – Ron Jaworski tackled in end zone by Doug Martin and Matt Blair, @ Philadelphia, 1/3/81

By Opponents – Penalty on Ryan Cook enforced in end zone, @ Denver, 12/30/07

Playoffs – Fran Tarkenton tackled in end zone vs. Pittsburgh, 1/12/75

FIELD GOAL BLOCKED

By Vikings – Ray Edwards, at Green Bay, 12/21/06

Playoffs – Matt Blair, @ Philadelphia, 1/3/81

By Opponents – Julius Peppers, vs. Carolina, 9/17/06

Playoffs – @ Green Bay, 1/9/05

BLOCKED FIELD GOAL RETURNED FOR TD

By Vikings – Has never happened

Playoffs – Bobby Bryant, 80 yards, vs. L.A. Rams, 12/26/76

By Opponents – Patrick Watkins, 68 yards, @ Dallas, 10/21/07

Playoffs – Has never happened

PAT MISSED (1 pt.)

By Vikings – Ryan Longwell, vs. Chicago, 12/17/07

Playoffs – Chuck Nelson, @ San Francisco, 1/1/89

By Opponents – Jason Hanson (kick aborted), @ Detroit, 12/19/04

Playoffs – Mike Cofer, @ San Francisco, 1/6/90

PAT BLOCKED

By Vikings – Fernando Smith, @ San Francisco, 12/18/95

Playoffs – Carl Eller, @ Dallas, 1/1/78

By Opponents – Jared DeVries, vs. Detroit, 10/8/06

Playoffs – Has never happened

50 POINTS SCORED IN GAME

By Vikings – Minnesota 50, Jacksonville 10, 12/20/98

Playoffs – Has never happened

By Opponents – San Francisco 51, Minnesota 7, 12/8/84

Playoffs – Has never happened

40 POINTS SCORED IN GAME

By Vikings – Minnesota 42, Detroit 10, 12/2/07

Playoffs – Minnesota 41, Arizona 21, 1/10/99

By Opponents – St. Louis 48, Minnesota 17, 11/30/03

Playoffs – NY Giants 41, Minnesota 0, 1/14/01

SHUTOUT SCORED

By Vikings – Minnesota 13, Detroit 0, 12/5/93

Playoffs – Has never happened

By Opponents – Green Bay 34, Minnesota 0, 11/11/07

Playoffs – NY Giants 41, Minnesota 0, 1/14/01

OVERTIME VICTORY

By Vikings – Minnesota 16, Carolina 13, 9/17/06

Playoffs – Has never happened

By Opponents – Denver 22, Minnesota 19, 12/30/07

Playoffs – Atlanta 30, Minnesota 26, 1/17/99

TWO-POINT CONVERSION

By Vikings – Tarvaris Jackson run, @ Denver, 12/30/07

Playoffs – Leroy Hoard run, @ St. Louis, 1/16/00

By Opponents – Tiki Barber run, @ NY Giants, 11/13/05

Playoffs – Has never happened

2007 FINAL NFL STANDINGS

AMERICAN FOOTBALL CONFERENCE

	EAST DIVISION					Pts.	Opp.
	W	L	T	%			
New England*	16	0	0	1.000	589	274	
Buffalo	7	9	0	.438	252	354	
N.Y. Jets	4	12	0	.250	268	355	
Miami	1	15	0	.063	267	437	
NORTH DIVISION							
Pittsburgh*	10	6	0	.625	393	269	
Cleveland	10	6	0	.625	402	382	
Cincinnati	7	9	0	.438	380	385	
Baltimore	5	11	0	.313	275	384	
SOUTH DIVISION							
Indianapolis*	13	3	0	.813	450	262	
Jacksonville#	11	5	0	.688	411	304	
Tennessee#	10	6	0	.625	301	297	
Houston	8	8	0	.500	379	384	
WEST DIVISION							
San Diego*	11	5	0	.688	412	284	
Denver	7	9	0	.438	320	409	
Kansas City	4	12	0	.250	226	335	
Oakland	4	12	0	.250	283	398	

NATIONAL FOOTBALL CONFERENCE

	EAST DIVISION					Pts.	Opp.
	W	L	T	%			
Dallas*	13	3	0	.813	455	325	
N.Y. Giants#	10	6	0	.625	373	351	
Washington#	9	7	0	.563	334	310	
Philadelphia	8	8	0	.500	336	300	
NORTH DIVISION							
Green Bay*	13	3	0	.812	435	291	
Minnesota	8	8	0	.500	365	311	
Detroit	7	9	0	.438	346	444	
Chicago	7	9	0	.438	334	348	
SOUTH DIVISION							
Tampa Bay*	9	7	0	.563	334	270	
Carolina	7	9	0	.438	267	347	
New Orleans	7	9	0	.438	379	388	
Atlanta	4	12	0	.250	259	414	
WEST DIVISION							
Seattle*	10	6	0	.625	393	291	
Arizona	8	8	0	.500	404	399	
San Francisco	5	11	0	.313	219	364	
St. Louis	3	13	0	.188	263	438	

* Divisional Champion # Wild Card Qualifier

2007 NFL POSTSEASON

home team in CAPS

AFC Wild Card Playoffs

Jacksonville 31, PITTSBURGH 29
SAN DIEGO 17, Tennessee 6

AFC Divisional Playoffs

NEW ENGLAND 31, Jacksonville 20
San Diego 28, INDIANAPOLIS 24

AFC Championship Game

NEW ENGLAND 21, San Diego 12

NFC Wild Card Playoffs

SEATTLE 35, Washington 14
N.Y. Giants 24, TAMPA BAY 14

NFC Divisional Playoffs

GREEN BAY 42, Seattle 20
N.Y. Giants 21, DALLAS 17

NFC Championship Game

N.Y. Giants 23, GREEN BAY 20 (OT)

Super Bowl XLII at University of Phoenix Stadium, Glendale, AZ

N.Y. Giants 17, New England 14

AFC-NFC Pro Bowl at Aloha Stadium, Honolulu, Hawaii

NFC 42, AFC 30



There's A First Time For Everything

The Vikings will sail into 3 stadiums they have never played a game in during the 2008 regular season- going to the Tennessee Titans 9-year-old LP Field in Nashville on 9/28/08, Alltel Stadium in Jacksonville on 11/23/08 and to Arizona's University of Phoenix Stadium on 12/14/08. The Vikings last played in Nashville on 12/26/98, a game that marked the final game played as the Tennessee Oilers franchise and the last game the club played at Vanderbilt University before moving into their new stadium. The Vikings have never played Jacksonville on the road, but have a 2-1 all-time series lead against the Jaguars. The team will make its first trip to Arizona's new stadium for the final road trip of the regular season. The gleaming University of Phoenix Stadium played host to Super Bowl XLII.





RECORDS

ATTENDANCE RECORDS

TOTAL ATTENDANCE

Year	Home	Average	Away	Pre-Season	Post-Season	Total
1961	242,102 (7)	34,586	271,056 (7)	82,683 (5)	—	595,841
1962	226,535 (7)	32,362	267,674 (7)	103,588 (5)	—	597,797
1963	230,843 (7)	32,978	303,946 (7)	140,321 (5)	—	675,110
1964	274,026 (7)	39,147	341,973 (7)	110,438 (5)	—	726,437
1965	321,119 (7)	45,874	352,378 (7)	158,541 (5)	—	832,038
1966	315,837 (7)	45,120	331,515 (7)	241,728 (5)	—	889,080
1967	304,901 (7)	43,557	331,903 (7)	224,182 (5)	—	860,986
1968	328,072 (7)	46,867	359,484 (7)	155,591 (5)	83,199	926,346
1969	342,570 (7)	48,939	397,616 (7)	225,513 (6)	176,362	1,142,061
1970	335,300 (7)	47,900	360,221 (7)	285,659 (6)	46,500	1,027,230
1971	344,720 (7)	49,246	431,452 (7)	266,156 (6)	49,100	1,091,428
1972	344,720 (7)	49,245	407,582 (7)	281,687 (5)	—	1,033,989
1973	337,637 (7)	48,234	406,216 (7)	265,436 (5)	174,823	1,184,112
1974	337,523 (7)	48,217	436,717 (7)	227,435 (5)	173,027	1,174,702
1975	339,089 (7)	48,441	443,906 (7)	263,206 (6)	46,425	1,092,626
1976	325,745 (7)	46,535	404,705 (7)	259,551 (6)	197,850	1,187,851
1977	323,571 (7)	46,224	421,116 (7)	278,422 (6)	124,506	1,147,615
1978	353,497 (8)	44,187	472,664 (8)	178,682 (4)	69,631	1,074,474
1979	359,781 (8)	44,973	464,373 (8)	195,286 (4)	—	1,019,440
1980	367,259 (8)	45,907	428,831 (8)	168,436 (4)	68,434	1,032,960
1981	361,200 (8)	45,150	479,160 (8)	192,876 (4)	—	1,033,236
1982	285,824 (5)	57,165	241,213 (4)	264,271 (5)	115,153	906,461
1983	466,264 (8)	58,283	468,406 (8)	202,745 (4)	—	1,137,415
1984	444,399 (8)	55,534	456,682 (8)	193,303 (4)	—	1,094,384
1985	453,701 (8)	56,713	394,985 (8)	223,951 (4)	—	1,072,637
1986	463,555 (8)	57,944	396,168 (8)	221,757 (4)	—	1,081,480
1987	403,095 (8)	50,387	306,445 (7)	225,608 (4)	185,886	1,121,034
1988	463,181 (8)	57,898	462,499 (8)	177,631 (4)	119,514	1,222,825
1989	463,496 (8)	57,936	493,423 (8)	208,695 (4)	64,585	1,230,199
1990	452,064 (8)	56,508	506,596 (8)	200,023 (4)	—	1,158,683
1991	410,942 (8)	51,368	436,581 (8)	206,195 (4)	—	1,053,718
1992	453,214 (8)	56,652	454,059 (8)	186,365 (4)	57,353	1,150,991
1993	458,424 (8)	57,303	440,870 (8)	284,074 (5)	75,089	1,258,457
1994	474,744 (8)	59,343	506,678 (8)	247,114 (5)	60,347	1,288,883
1995	451,800 (8)	56,475	462,368 (8)	188,830 (4)	—	1,102,998
1996	449,940 (8)	56,243	404,460 (8)	161,990 (4)	64,682	1,081,072
1997	464,834 (8)	58,104	513,269 (8)	172,755 (5)	142,728	1,351,690
1998	510,741 (8)	63,843	491,291 (8)	241,802 (4)	127,820	1,371,654
1999	513,051 (8)	64,131	570,672 (8)	275,001 (4)	130,250	1,488,974
2000	513,322 (8)	64,165	515,910 (8)	222,150 (4)	143,191	1,394,573
2001	513,344 (8)	64,186	532,346 (8)	234,482 (4)	—	1,280,172
2002	512,517 (8)	64,065	533,211 (8)	230,466 (4)	—	1,276,194
2003	513,437 (8)	64,180	503,860 (8)	239,888 (4)	—	1,257,185
2004	512,969 (8)	64,121	532,986 (8)	248,439 (4)	138,799	1,433,193
2005	511,960 (8)	64,031	511,828 (8)	267,980 (4)	—	1,291,768
2006	509,743 (8)	63,718	565,622 (8)	244,647 (4)	—	1,320,012
2007	506,046 (8)	63,256	559,085 (8)	268,178 (4)	—	1,333,309
Total	18,892,654 (356)	53,069	20,376,001 (354)	10,143,757 (215)	2,634,804	52,047,216

LARGEST CROWDS

HOME

Regular Season

64,482 vs. Green Bay, 11/2/03
 64,471 vs. Green Bay, 11/22/98
 64,381 vs. Denver, 10/19/03

Postseason

64,060 vs. Atlanta, 1/17/99
 64,056 vs. Dallas, 1/9/00

Preseason

63,845 vs. Tennessee, 8/23/02
 63,804 vs. Indianapolis, 8/24/01

AWAY

Regular Season

90,608, vs. Washington, 9/11/06
 83,505 vs. Cleveland, 10/31/65

Postseason

103,438 vs. Oakland
 (Super Bowl XI in Pasadena), 1/9/77

Preseason

84,236 vs. Atlanta (at Cleveland),
 9/2/67

SMALLEST CROWDS

HOME

Regular Season

13,911 vs. Green Bay, 10/4/87
 (Metrodome)
 26,728 vs. LA Rams, 11/25/62

Postseason

44,626 vs. St. Louis, 12/21/74
 57,353 vs. Washington, 1/2/93
 (Metrodome)

Preseason

27,982 vs. LA Rams, 9/10/61
 34,367 vs. San Diego, 8/3/96
 (Metrodome)

AWAY

Regular Season

12,992 vs. Dallas 9/24/61
 14,167 vs. Atlanta, 12/15/85

Postseason

22,961 vs. Dallas (at Miami), 1/5/69
 54,593 vs. Washington, 1/15/83

Preseason

4,954 vs. Dallas (at Sioux Falls), 8/5/61

VIKINGS ALL-TIME LEADERS

RUSHING

Player	Att.	Yards	Avg.	Long	TD
1. Smith, Robert (1993-00)	1,411	6,818	4.8	78	32
2. Foreman, Chuck (1973-79)	1,529	5,879	3.8	51	52
3. Brown, Bill (1962-74)	1,627	5,757	3.5	48	52
4. Brown, Ted (1979-86)	1,117	4,546	4.1	60	40
5. Osborn, Dave (1965-75)	1,172	4,320	3.7	73	29
6. Nelson, Darrin (1982-89, '91-92)	981	4,231	4.3	72	18
7. Mason, Tommy (1961-66)	761	3,252	4.3	71	28
8. Bennett, Michael (2001-05)	713	3,174	4.5	85	12
9. Allen, Terry (1990-94)	641	2,795	4.4	58	23
10. Tarkenton, Fran (1961-66, '72-78)	464	2,548	5.5	52	22

RECEIVING

Player	No.	Yards	Avg.	Long	TD
1. Carter, Cris (1990-01)	1,004	12,383	12.3	78	110
2. Moss, Randy (1998-04)	574	9,142	15.9	82	90
3. Jordan, Steve (1982-94)	498	6,307	12.7	68	29
4. Carter, Anthony (1985-93)	478	7,635	16.0	73	52
5. Reed, Jake (1991-99, 01)	413	6,433	15.6	82	33
6. Rashad, Ahmad (1976-82)	400	5,489	13.7	76	34
7. White, Sammy (1976-86)	393	6,400	16.3	69	50
8. Brown, Ted (1979-86)	339	2,850	8.4	67	13
9. Foreman, Chuck (1973-79)	336	3,057	9.1	66	23
10. Young, Rickey (1978-83)	292	2,255	7.6	48	14

RUSHING-RECEIVING YARDS

Player	Rushing	Receiving	Total
1. Carter, Cris (1990-01)	24	12,383	12,407
2. Moss, Randy (1998-04)	159	9,142	9,301
3. Foreman, Chuck (1973-79)	5,879	3,057	8,936
4. Brown, Bill (1962-74)	5,757	3,177	8,934
5. Smith, Robert (1993-00)	6,818	1,292	8,100

PASSING (MINIMUM 1,500 ATTEMPTS)

Player	Att.	Cmp.	Pct.	Yards	TD	Int	Lg	Rtg
1. Culpepper, Daunte (1999-05)	2,607	1,678	64.4	20,162	135	86	82	91.5
2. Johnson, Brad (1992-98, 05-06)	1,670	1,036	62.0	11,098	65	48	82	82.5
3. Tarkenton, Fran (1961-66, '72-78)	4,569	2,635	57.7	33,098	239	194	89	80.1

SCORING

Player	TD	2 pt.	PAT	FG	Total
1. Cox, Fred (1963-77)	—	—	519	282	1,365
2. Carter, Cris (1990-01)	110	5	—	—	670
3. Reveiz, Fuad (1990-95)	—	—	199	133	598
4. Moss, Randy (1998-04)	91	3	—	—	552
5. Anderson, Gary (1998-02)	—	—	215	109	542
6. Brown, Bill (1962-74)	76	—	—	—	456
7. Foreman, Chuck (1973-79)	75	—	—	—	450
8. Danmeier, Rick (1978-83)	—	—	154	70	364
9. Carter, Anthony (1985-93)	54	—	—	—	324
10. Brown, Ted (1979-86)	53	—	—	—	318

FIELD GOAL PERCENTAGE (MINIMUM 100 MADE)

Player	Att.	Made	Pct.	Long
1. Anderson, Gary (1998-02)	129	109	84.5	53
2. Reveiz, Fuad (1990-95)	171	133	77.8	52

Bold indicates active in 2006

PUNTING AVERAGE (MINIMUM 200)

Player	No.	Avg.	Long	Bk.
1. Newsome, Harry (1990-93)	308	43.8	84	2
2. Kluge, Chris (2005-07)	245	43.6	70	0
3. Berger, Mitch (1996-01)	386	43.5	75	2

INTERCEPTIONS

Player	No.	Yards	Avg.	Long	TD
1. Krause, Paul (1968-79)	53	852	16.1	81	2
2. Bryant, Bobby (1967-80)	51	749	14.7	46	3
3. Sharrockman, Ed (1962-72)	40	804	20.1	47	3
4. Browner, Joey (1983-91)	37	465	12.6	45	3
5. Wright, Nate (1971-80)	31	272	8.8	44	0
6. Lee, Carl (1983-93)	29	350	12.1	58	2
7. Turner, John (1979-83, 85,87)	22	227	10.3	36	1
Thomas, Orlando (1995-01)	22	225	10.2	45	2
9. McMillian, Audray (1989-93)	19	227	11.9	51	3
Kassulke, Karl (1963-72)	19	187	9.8	27	0

SACKS

Player	No.	Yards
1. Eller, Carl (1964-78)	130.0	1,030
2. Marshall, Jim (1961-79)	127.0	1,015
3. Handle, John (1990-00)	114.0	722
4. Page, Alan (1967-78)	108.0	797
5. Doleman, Chris (1985-93, 99)	96.5	729

TACKLES (SPECIAL TEAMS & DEFENSE)

Player	Solo	Asst.	Total
1. Studwell, Scott (1977-90)	1,308	673	1,981
2. Blair, Matt (1974-85)	986	466	1,452
3. Siemon, Jeff (1972-82)	1,008	374	1,382
4. Page, Alan (1967-78)	868	252	1,120
5. Browner, Joey (1983-91)	743	355	1,098

PUNT RETURNS (MINIMUM 50 RETURNS)

Player	No.	Yards	Avg.	Long	TD
1. Moore, Mewelde (2004-07)	74	768	10.4	71	2
2. Palmer, David (1994-00)	162	1,610	9.9	74	2
3. Lewis, Leo (1981-91)	194	1,812	9.3	78	1
4. Payton, Eddie (1980-82)	94	733	7.8	35	0
5. West, Charlie (1968-73)	123	820	6.7	98	1

KICKOFF RETURNS (MINIMUM 75 RETURNS)

Player	No.	Yards	Avg.	Long	TD
1. West, Charlie (1968-73)	78	1,991	25.5	82	0
2. Jones, Clinton (1967-72)	89	2,209	24.8	96	1
3. Nelson, Darrin (1982-89, 91-92)	159	3,619	22.8	50	0
4. Payton, Eddie (1980-82)	104	2,353	22.6	99	1
5. Palmer, David (1994-00)	145	3,274	22.6	88	1

COMBINED YARDAGE

Player	Total	Rush	Rec.	Int.	Punt	Kick	Fum.
1. Carter, Cris (1990-01)	12,410	24	12,383	—	—	—	3
2. Nelson, Darrin (1982-89, 91-92)	10,365	4,231	2,202	—	313	3,619	—
3. Moss, Randy (1998-04)	9,496	159	9,142	—	162	33	—
4. Brown, Bill (1962-74)	9,237	5,757	3,177	—	0	303	—
5. Foreman, Chuck (1973-79)	8,970	5,879	3,057	—	0	34	—



RUSHING

Year	Player	Att.	Yards	Avg.	Lg.	TD	NFL/NFC
1961	McElhenny, Hugh	120	570	4.8	41	3	15
1962	Mason, Tommy	167	740	4.4	71	2	10
1963	Mason, Tommy	166	763	4.6	70	7	5
1964	Brown, Bill	226	866	3.8	48	7	-4
1965	Brown, Bill	160	699	4.5	40	6	6
1966	Brown, Bill	251	829	3.3	33	6	4
1967	Osborn, Dave	215	972	4.5	73	2	2
1968	Brown, Bill	222	805	3.6	32	11	8
1969	Osborn, Dave	186	643	3.5	58	7	10
1970	Osborn, Dave	207	681	3.2	16	5	13/8
1971	Jones, Clinton	180	675	3.7	73	4	20/10
1972	Reed, Oscar	151	639	4.2	43	2	26/12
1973	*Foreman, Chuck	182	801	4.4	50	4	18/9
1974	Foreman, Chuck	199	777	3.9	32	9	11/4
1975	Foreman, Chuck	280	1,070	3.8	31	13	5/2
1976	Foreman, Chuck	278	1,155	4.1	46	13	6/4
1977	Foreman, Chuck	270	1,112	4.1	51	6	6/3
1978	Foreman, Chuck	237	749	3.2	21	5	22/8
1979	Young, Rickey	188	708	3.8	23	3	22/10/7
1980	Brown, Ted	219	912	4.2	55	8	10/7
1981	Brown, Ted	274	1,063	3.9	34	6	15/9
1982	Brown, Ted	120	515	4.3	30	1	19/7/9/7
1983	Nelson, Darrin	154	642	4.2	56	1	31/16
1984	*Anderson, Alfred	201	773	3.8	23	2	20/12
1985	Nelson, Darrin	200	893	4.5	37	5	19/11
1986	Nelson, Darrin	191	793	4.2	42	4	16/10
1987	Nelson, Darrin	131	642	4.9	72	2	16/8
1988	Nelson, Darrin	112	380	3.4	27	1	53/23
1989	Walker, Herschel	169	669	4.0	47	5	20/10
1990	Walker, Herschel	184	770	4.2	58	5	19/9
1991	Walker, Herschel	198	825	4.2	71	10	11/5
1992	Allen, Terry	266	1,201	4.5	51	13	6/3
1993	Graham, Scottie	118	488	4.1	31	3	34/16
1994	Allen, Terry	255	1,031	4.0	45	8	8/4
1995	Smith, Robert	139	632	4.5	56	5	30/15
1996	Smith, Robert	162	692	4.3	57	3	24/10
1997	Smith, Robert	232	1,266	5.5	78	6	7/3
1998	Smith, Robert	249	1,187	4.8	74	6	11/5
1999	Smith, Robert	221	1,015	4.6	70	2	14/7
2000	Smith, Robert	295	1,521	5.2	72	7	2/1
2001	*Bennett, Michael	172	682	4.0	31	2	27/13
2002	Bennett, Michael	255	1,296	5.1	85	5	11/3
2003	Williams, Moe	174	745	4.3	61	5	27/14
2004	Smith, Ontario	124	544	4.4	38	2	38/18
2005	Moore, Mewelde	155	682	4.3	33	1	29/11
2006	Taylor, Chester	303	1,216	4.0	95	6	9/5
2007	*Peterson, Adrian	238	1,341	5.6	73	12	2/1

PASSING

Year	Player	Att.	Cmp.	Pct.	Yds.	TD	Int.	Rtg.	NFL/NFC
1961	*Tarkenton, F.	280	157	56.1	1,997	18	17	74.7	8
1962	Tarkenton, F.	329	163	49.5	2,595	22	25	66.9	12
1963	Tarkenton, F.	297	170	57.2	2,311	15	15	78.0	6
1964	Tarkenton, F.	306	171	55.9	2,506	22	11	91.8	2
1965	Tarkenton, F.	329	171	52.0	2,609	19	11	83.8	6
1966	Tarkenton, F.	358	192	53.6	2,561	17	16	73.8	6
1967	Kapp, J.	214	102	47.7	1,386	8	17	48.2	19
1968	Kapp, J.	248	129	52.1	1,695	10	17	58.8	13
1969	Kapp, J.	237	120	50.6	1,726	19	13	78.5	10
1970	Cuozzo, G.	257	128	49.8	1,720	7	10	64.3	20/10
1971	Cuozzo, G.	168	75	44.6	842	6	8	52.2	25/14
1972	Tarkenton, F.	378	215	56.9	2,651	18	13	80.2	3/3
1973	Tarkenton, F.	274	169	61.7	2,113	15	7	93.2	2/2
1974	Tarkenton, F.	351	199	56.7	2,596	17	12	82.1	7/4
1975	Tarkenton, F.	425	273	64.2	2,994	25	13	91.8	2/1
1976	Tarkenton, F.	412	255	61.8	2,961	17	8	89.3	6/3
1977	Tarkenton, F.	258	155	60.1	1,734	9	14	69.2	9/3
1978	Tarkenton, F.	572	345	60.3	3,468	25	32	68.9	12/4
1979	Kramer, T.	566	315	55.7	3,397	23	24	69.3	17/6/7
1980	Kramer, T.	522	299	57.3	3,582	19	23	72.2	19/9
1981	Kramer, T.	593	322	54.3	3,912	26	24	72.6	18/10
1982	Kramer, T.	308	176	57.1	2,037	15	12	77.3	13/7/8
1983	Dils, S.	444	239	53.8	2,840	11	16	66.8	22/11
1984	Kramer, T.	236	124	52.5	1,678	9	10	70.6	23/12
1985	Kramer, T.	506	277	54.7	3,522	19	26	67.8	21/11
1986	Kramer, T.	372	208	55.9	3,000	24	10	92.6	1/1
1987	Wilson, W.	264	140	53.0	2,106	14	13	76.7	16/8
1988	Wilson, W.	332	204	61.4	2,746	15	9	91.5	3/1
1989	Wilson, W.	342	184	53.8	2,467	9	12	71.1	21/9
1990	Gannon, R.	349	182	52.1	2,278	16	16	68.9	23/12
1991	Gannon, R.	354	211	59.6	2,166	12	6	81.5	11/6
1992	Gannon, R.	279	159	57.0	1,905	12	13	72.9	18/11
1993	McMahon, J.	331	200	60.4	1,968	9	8	76.3	16/7
1994	Moon, W.	601	371	61.7	4,264	18	19	79.9	13/7
1995	Moon, W.	606	377	62.2	4,228	33	14	91.5	7/6
1996	Johnson, B.	311	195	62.7	2,258	17	10	89.4	3/3
1997	Johnson, B.	452	275	60.8	3,036	20	12	84.5	9/4
1998	Cunningham, R.	425	259	60.9	3,704	34	10	106.0	1/1
1999	George, J.	329	191	58.1	2,816	23	12	94.2	3/3
2000	Culpepper, D.	474	297	62.7	3,937	33	16	98.0	4/3
2001	Culpepper, D.	366	235	64.2	2,612	14	13	83.3	11/6
2002	Culpepper, D.	549	333	60.7	3,853	18	23	75.3	26/11
2003	Culpepper, D.	454	295	65.0	3,479	25	11	96.4	3/1
2004	Culpepper, D.	548	379	69.2	4,717	39	11	110.9	2/1
2005	Johnson, B.	294	184	62.6	1,885	12	4	88.9	11/3
2006	Johnson, B.	439	270	61.5	2,750	9	15	72.0	27/15
2007	Jackson, T.	294	171	58.2	1,911	9	12	70.8	28/13

*rookie



Hugh McElhenny led the Vikings in rushing in the 1961 debut season and went to the Pro Bowl.



Robert Smith had 4 straight 1,000-yard seasons to end his career with 6,818 rushing yards.



Gary Cuozzo notched a 16-5 record in his 21 games as starting QB for the Vikings.

RECEIVING

Year	Player	No.	Yds.	Avg.	Long	TD	NFL/NFC
1961	Reichow, Jerry	50	859	17.2	511	11	12T
1962	Reichow, Jerry	39	561	14.4	41	3	22T
1963	Flatley, Paul	51	867	17.0	62	4	10T
1964	Brown, Bill	48	703	14.6	64	9	11
1965	Flatley, Paul	50	896	17.9	58	7	10T
1966	Flatley, Paul	50	777	15.0	41	3	12T
1967	Osborn, Dave	34	272	8.0	29	1	30T
1968	Washington, Gene	46	756	16.3	61	6	9
1969	Washington, Gene	39	821	21.1	83†	9	29
1970	Washington, Gene	44	702	15.9	49†	4	16T/11T
1971	Grim, Bob	45	691	15.3	55†	7	13T/7†
1972	Gilliam, John	47	1,035	22.0	66†	7	10T/5T
1973	Gilliam, John	42	907	21.6	54†	8	19T/8T
1974	Foreman, Chuck	53	586	11.1	66†	6	8†6
1975	Foreman, Chuck	73	691	9.5	33	9	1/1
1976	Foreman, Chuck	55	567	10.3	41†	1	5†2
1977	Rashad, Ahmad	51	681	13.4	48†	2	5T/1†
1978	Young, Rickey	88	705	8.0	48	5	1/1†
1979	Rashad, Ahmad	80	1,156	14.5	52†	9	2/1†
1980	Rashad, Ahmad	69	1,095	15.9	76†	5	5/4†
1981	Brown, Ted	83	694	8.4	63	2	3/2†
1982	Brown, Ted	31	207	6.7	29	2	32T/17T†
1983	Nelson, Darrin	51	618	12.1	68	0	33T/18T†
1984	Lewis, Leo	47	830	17.7	56	4	44/23†
1985	Jordan, Steve	68	795	11.7	32	0	15/7†
1986	Jordan, Steve	58	859	14.8	68†	6	29T/12†
1987	Carter, Anthony	38	922	24.3	73†	7	48T/19T†
1988	Carter, Anthony	72	1,225	17.0	67†	6	9T/7T†
1989	Carter, Anthony	65	1,066	16.4	50	4	17/12†
1990	Carter, Anthony	70	1,008	14.4	56†	8	12/6†
1991	Carter, Cris	72	962	13.4	50	5	9T/4†
1992	Carter, Cris	53	681	12.8	44	6	33T/20†
1993	Carter, Cris	86	1,071	12.5	58	9	4T/4T†
1994	Carter, Cris	122	1,256	10.3	65†	7	1/1†
1995	Carter, Cris	122	1,371	11.2	60†	17	2T/2T†
1996	Carter, Cris	96	1,163	12.1	43†	10	5/4†
1997	Carter, Cris	89	1,069	12.0	43	13	4/3†
1998	Carter, Cris	78	1,011	13.0	54†	12	11T/5†
1999	Carter, Cris	90	1,241	13.8	68	13	5T/2†
2000	Carter, Cris	96	1,274	13.3	53	9	6/3†
2001	Moss, Randy	82	1,233	15.0	73†	10	16/7†
2002	Moss, Randy	106	1,347	12.7	60	7	3/1†
2003	Moss, Randy	111	1,632	14.7	72	17	2/2†
2004	Wiggins, Jermaine	71	705	9.9	39	4	28/14†
2005	Wiggins, Jermaine	69	568	8.2	24	1	29T/12T†
2006	Taylor, Travis	57	651	11.4	36	3	48T/26T†
2007	Wade, Bobby	54	647	12.0	40	3	52T/27T†

PUNTING

Year	Player	No.	Avg.	Long	Blckd	NFL/NFC
1961	*Mercer, Mike	63	39.0	59	2	12
1962	Mercer, Mike	19	43.5	77	0	12
1963	Cox, Fred	70	38.7	57	0	15
1964	Walden, Bobby	72	46.4	73	0	1
1965	Walden, Bobby	51	42.1	61	0	8
1966	Walden, Bobby	60	41.1	70	0	9
1967	Walden, Bobby	75	41.6	76	0	6
1968	Hill, King	35	41.0	53	0	DNO
1969	Lee, Bob	67	40.0	56	0	10
1970	McNeill, Tom	61	38.0	64	0	25/12
1971	Lee, Bob	89	39.6	58	0	20/10
1972	Eischeid, Mike	62	42.7	61	1	5T/2T
1973	Eischeid, Mike	66	39.8	57	0	21/12
1974	Eischeid, Mike	73	36.1	50	1	25/12
1975	*Clabo, Neil	73	41.1	62	2	7/4
1976	Clabo, Neil	69	38.8	55	0	19/8
1977	Clabo, Neil	83	39.8	69	0	11/7
1978	Coleman, Greg	51	39.0	59	1	14/7
1979	Coleman, Greg	90	39.5	70	1	20/10
1980	Coleman, Greg	81	38.8	67	0	24/13
1981	Coleman, Greg	88	41.4	73	0	12/7
1982	Coleman, Greg	58	41.1	67	0	13/9
1983	Coleman, Greg	91	41.5	65	0	12T/4T
1984	Coleman, Greg	82	42.4	62	0	7/2
1985	Coleman, Greg	67	42.8	62	0	7/4
1986	Coleman, Greg	67	41.4	69	0	11/7
1987	Coleman, Greg	45	39.7	54	1	19/9
1988	Scribner, Bucky	84	40.3	55	2	15T/8
1989	Scribner, Bucky	72	39.8	55	0	19/9
1990	Newsome, Harry	78	42.3	61	1	7T/5
1991	Newsome, Harry	68	45.5	65	0	2/1
1992	Newsome, Harry	72	45.0	84	1	2/1
1993	Newsome, Harry	90	42.9	64	0	12T/6T
1994	Saxon, Mike	77	42.9	67	0	7T/5
1995	Saxon, Mike	72	40.9	60	0	23T/11T
1996	Berger, Mitch	88	41.1	63	2	26/13
1997	Berger, Mitch	73	42.9	65	0	13T/5T
1998	Berger, Mitch	55	44.7	67	0	7T/3
1999	Berger, Mitch	61	45.4	75	0	2/1
2000	Berger, Mitch	62	44.7	60	0	4T/1
2001	Berger, Mitch	47	43.5	67	0	7T/2T
2002	Richardson, Kyle	62	39.9	59	1	28T/14
2003	*Johnson, Eddie	56	39.1	55	1	27/14
2004	Bennett, Darren	57	39.3	61	0	29/15
2005	*Kluwe, Chris	71	44.1	62	0	6/2
2006	Kluwe, Chris	93	42.3	68	0	25/14
2007	Kluwe, Chris	81	44.7	70	0	8/4

*rookie



Ahmad Rashad was the 1st Vikings player with consecutive 1,000-yard receiving seasons.



Bobby Walden led the NFL in punting in 1964 with a 46.4 yard average.



Rickey Young led the NFL with 88 catches in 1978.

SCORING

Year	Player	TD	PAT	FG	Tot.	NFL/NFC
1961	Reichow, Jerry	11	—	—	66	16T
1962	Christopherson, Jim	—	28	11	61	20
1963	Cox, Fred	—	39	12	75	10
1964	Cox, Fred	—	40	21	103	6
1965	Cox, Fred	—	44	23	113	3
1966	Cox, Fred	—	34	18	88	11
1967	Cox, Fred	—	26	17	77	8
1968	Cox, Fred	—	31	19	88	6
1969	Cox, Fred	—	43	26	121	1
1970	Cox, Fred	—	35	30	125	1/1
1971	Cox, Fred	—	25	22	91	8T/4T
1972	Cox, Fred	—	34	21	97	9T/5T
1973	Cox, Fred	—	33	21	96	12/8
1974	Foreman, Chuck	15	—	—	90	4T/3
1975	Foreman, Chuck	22	—	—	132	2/1
1976	Cox, Fred	—	32	19	89	5/3
1977	Foreman, Chuck	9	—	—	54	24T/9T
	White, Sammy	9	—	—	54	24T/9T
1978	Danmeier, Rick	—	36	12	72	19T/7T
1979	Danmeier, Rick	—	28	13	67	30/12
1980	Danmeier, Rick	—	33	16	81	16T/7T
1981	Danmeier, Rick	—	34	21	97	15/8
1982	Danmeier, Rick	—	23	8	47	26/15
1983	Ricardo, Benny	—	33	25	108	13/9
1984	Stenerud, Jan	—	30	20	90	24/12
1985	Stenerud, Jan	—	41	15	86	25/14
1986	Nelson, Chuck	—	44	22	110	4/3
1987	Nelson, Chuck	—	36	13	75	20T/10
1988	Nelson, Chuck	—	48	20	108	9T/4T
1989	Karlis, Rich	—	27	31	120	3T/3T
1990	Igwebuike, Donald	—	19	14	61	39/21
1991	Revez, Fuad	—	34	17	85	21T/11T
1992	Revez, Fuad	—	45	19	102	12/5
1993	Revez, Fuad	—	27	26	105	14T/7T
1994	Revez, Fuad	—	30	34	132	2T/1T
1995	Revez, Fuad	—	44	26	122	7T/4T
1996	Sisson, Scott	—	30	22	96	21/9
1997	Carter, Cris	13	—	3 (2pt)	84	26T/11T
1998	Anderson, Gary	—	59	35	164	1/1
1999	Anderson, Gary	—	46	19	103	20/7
2000	Anderson, Gary	—	45	22	111	11/6
2001	Anderson, Gary	—	29	15	74	33T/15
2002	Anderson, Gary	—	36	18	90	28T/14
2003	Elling, Aaron	—	48	18	102	17T/8T
	Moss, Randy	17	—	—	102	17T/8T
2004	Andersen, Morten	—	45	18	99	20T/7T
2005	Edinger, Paul	—	31	25	106	19/7
2006	Longwell, Ryan	—	27	21	90	31/14
2007	Longwell, Ryan	—	39	20	99	24T/11T

FIELD GOALS

Year	Player	Att.	Made	Pct.	Long	NFL/NFC
1961	*Mercer, Mike	21	9	42.9	34	11
1962	Christopherson, Jim	20	11	55.0	44	6T
1963	Cox, Fred	24	12	50.0	46	7T
1964	Cox, Fred	33	21	63.6	47	3
1965	Cox, Fred	35	23	65.7	53	1
1966	Cox, Fred	33	18	54.5	44	10
1967	Cox, Fred	33	17	51.5	44	7
1968	Cox, Fred	29	19	65.5	45	3
1969	Cox, Fred	37	26	70.3	48	1
1970	Cox, Fred	46	30	65.2	47	8/5
1971	Cox, Fred	32	22	68.7	47	5/3
1972	Cox, Fred	33	21	63.6	43	13T/4T
1973	Cox, Fred	35	21	60.0	41	19T/9T
1974	Cox, Fred	20	12	60.0	46	14T/7T
1975	Cox, Fred	17	13	76.4	52	6/4
1976	Cox, Fred	31	19	61.3	49	11/7
1977	Cox, Fred	17	8	47.1	42	23/12
1978	Danmeier, Rick	19	12	63.2	47	18/11
1979	Danmeier, Rick	22	13	59.1	44	22/11
1980	Danmeier, Rick	26	16	61.5	47	18T/9
1981	Danmeier, Rick	25	21	84.0	45	2/2
1982	Danmeier, Rick	14	8	57.1	43	24T/12T
1983	Ricardo, Benny	33	25	75.8	47	14/7
1984	Stenerud, Jan	23	20	87.0	54	1/1
1985	Stenerud, Jan	26	15	57.7	49	25/12
1986	Nelson, Chuck	28	22	78.6	53	4/2
1987	Nelson, Chuck	24	13	54.2	51	27/13
1988	Nelson, Chuck	25	20	80.0	49	6/2
1989	Karlis, Rich	39	31	79.5	51	5/3
1990	Igwebuike, Donald	16	14	87.5	48	4/1
1991	Revez, Fuad	24	17	70.8	50	17/9
1992	Revez, Fuad	25	19	76.0	52	12/6
1993	Revez, Fuad	35	26	74.3	51	10T/6T
1994	Revez, Fuad	39	34	87.2	51	3/1
1995	Revez, Fuad	36	26	72.2	51	13T/6T
1996	Sisson, Scott	29	22	75.9	44	18T/8T
1997	Murray, Eddie	17	12	70.6	49	28T/14
1998	Anderson, Gary	35	35	100.0	53	2/1
1999	Anderson, Gary	30	19	63.3	44	23T/9T
2000	Anderson, Gary	23	22	95.7	49	17T/9
2001	Anderson, Gary	18	15	83.3	44	29/14
2002	Anderson, Gary	23	18	78.3	53	23/12
2003	Elling, Aaron	25	18	72.0	51	23T/12
2004	Andersen, Morten	22	18	81.8	48	23T/11T
2005	Edinger, Paul	34	25	73.5	56	12T/6T
2006	Longwell, Ryan	25	21	84.0	49	22T/11
2007	Longwell, Ryan	24	20	83.3	55	28/14

*rookie



Jerry Reichow led the team in scoring in 1961 and earned a berth in the Pro Bowl.



Fred Cox holds the Vikings career scoring record and led the team in scoring 12 times.



Gary Anderson led the team in scoring from 1998-2002 and set a record with 164 points in 1998.

KICKOFF RETURNS

Year	Player	No.	Yds.	Avg.	Long	TD	NFL/NFC
1961	*Mason, Tommy	25	603	24.1	42	0	15
1962	Butler, Billy	26	588	22.6	45	0	17
1963	Butler, Billy	33	713	21.6	35	0	17
1964	Butler, Billy	26	597	23.0	34	0	17
1965	*Rentzel, Lance	23	602	26.2	101	1	10
1966	Fitzgerald, Mike	14	301	21.5	28	0	21
1967	Jones, Clinton	25	597	23.8	96	1	14
1968	*West, Charlie	22	576	26.1	82	0	6
1969	Jones, Clinton	17	444	26.1	71	0	7
1970	Jones, Clinton	19	452	23.7	41	0	17/7
1971	West, Charlie	24	556	23.0	36	0	19/13
1972	Gilliam, John	14	369	26.3	47	0	8/6
1973	McClanahan, Brent	16	410	25.6	45	0	14/5
1974	McClanahan, Brent	23	549	23.9	52	0	20/10
1975	McClanahan, Brent	17	360	21.2	42	0	30/15
1976	*Willis, Leonard	24	552	23.0	57	0	19/7/8
1977	Moore, Manfred	24	523	21.8	48	0	25/15
1978	*Miller, Kevin	40	856	21.4	38	0	24/7/10/7
1979	Edwards, Jimmy	44	1,103	25.1	83	0	2/1
1980	Payton, Eddie	53	1,184	22.3	59	0	14/7/7
1981	Payton, Eddie	39	898	23.0	99	1	11/6
1982	Redwine, Jarvis	12	286	23.8	76	0	5/3
1983	Nelson, Darrin	18	445	24.7	50	0	3/1
1984	Nelson, Darrin	39	891	22.8	47	0	6/3
1985	*Rhymes, Buster	53	1,345	25.4	88	0	5/4
1986	Bess, Rufus	31	705	22.7	43	0	9/4
1987	Guggemos, Neal	36	808	22.4	42	0	7/7/5/7
1988	*Harris, Darryl	39	833	21.4	30	0	12/7/4/7
1989	Nelson, Darrin	14	307	21.9	32	0	DNQ
1990	Walker, Herschel	44	966	22.0	64	0	7/5
1991	Nelson, Darrin	31	682	22.0	50	0	9/6
1992	Nelson, Darrin	29	626	21.6	53	0	10/7/7
1993	*Ismail, Qadry	42	902	21.5	47	0	10/7
1994	Ismail, Qadry	35	807	23.1	61	0	13/10
1995	Ismail, Qadry	42	1,037	24.7	71	0	7/7/2
1996	Ismail, Qadry	28	527	18.8	32	0	38/19
1997	Palmer, David	32	711	22.2	62	0	20/13
1998	Palmer, David	50	1,176	23.5	88	1	18/9
1999	Tate, Robert	25	627	25.1	76	1	4/3
2000	*Walters, Troy	30	692	23.1	38	0	18/9
2001	Jacquet, Nate	46	1,012	22.0	53	0	24/13/3
2002	Williams, Moe	24	516	21.5	51	0	32/20
2003	*Smith, Ontario	27	588	21.8	46	0	24/13
2004	Campbell, Kelly	35	760	21.7	55	0	26/14
2005	Robinson, Koren	47	1,221	26.0	86	1	5/1
2006	Johnson, Bethel	45	1,054	23.4	65	0	21/10
2007	*Allison, Aundrea	20	574	28.7	104	1	3/1

PUNT RETURNS

Year	Player	No.	Yds.	Avg.	Long	TD	NFL/NFC
1961	*Mason, Tommy	14	146	10.4	23	0	5
1962	Butler, Billy	12	169	14.1	46	0	DNQ
1963	Butler, Billy	21	220	10.5	60	1	4
1964	Butler, Billy	22	156	7.1	32	0	12
1965	Mason, Tommy	9	63	7.0	17	0	DNQ
1966	Sharockman, Ed	9	95	10.5	76	0	DNQ
1967	Grim, Bob	25	101	4.0	81	0	12
1968	*West, Charlie	20	201	10.0	98	1	4
1969	West, Charlie	39	245	6.3	55	0	6
1970	West, Charlie	29	169	5.8	53	0	24/10
1971	West, Charlie	18	94	5.2	16	0	22/9
1972	Gilliam, John	16	110	6.8	23	0	13/7/6/7
1973	Bryant, Bobby	25	140	5.6	16	0	26/12
1974	Wallace, Jackie	25	191	7.6	30	0	30/15
1975	Bryant, Bobby	19	125	6.6	16	0	25/15
1976	*Willis, Leonard	30	207	6.9	29	0	27/7/13/7
1977	Moore, Manfred	47	277	5.9	28	0	33/15
1978	*Miller, Kevin	48	239	5.0	47	0	30/15
1979	Edwards, Jimmy	33	186	5.6	42	0	26/12
1980	Payton, Eddie	34	251	7.4	19	0	25/13
1981	Payton, Eddie	38	303	8.0	28	0	18/10
1982	Payton, Eddie	22	179	8.1	35	0	13/6
1983	Bess, Rufus	21	158	7.5	23	0	25/13
1984	Nelson, Darrin	23	180	7.8	21	0	19/9
1985	Nelson, Darrin	16	133	8.3	21	0	DNQ
1986	Bess, Rufus	23	162	7.0	15	0	20/10
1987	Lewis, Leo	22	275	12.5	78	1	5/7/3/7
1988	Lewis, Leo	58	550	9.5	64	0	12/5
1989	Lewis, Leo	44	446	10.1	65	0	8/7
1990	Lewis, Leo	25	180	7.2	30	0	18/12/12
1991	Lewis, Leo	30	225	7.5	44	0	19/14
1992	Parker, Anthony	33	336	10.2	42	0	9/4
1993	*Gulliford, Eric	29	212	7.3	50	0	21/10
1994	*Palmer, David	30	193	6.4	20	0	24/11
1995	Palmer, David	26	342	13.2	74	1	1/1
1996	Palmer, David	22	216	9.8	69	1	12/6
1997	Palmer, David	34	444	13.1	57	0	3/1
1998	Palmer, David	28	289	10.3	53	0	14/8
1999	Moss, Randy	17	162	9.5	64	1	DNQ
2000	*Walters, Troy	15	217	14.5	63	0	DNQ
2001	Jacquet, Nate	29	219	7.6	23	0	22/12
2002	*Davis, Nick	24	190	7.9	57	0	17/12
2003	*Howry, Keenan	35	247	7.1	52	0	25/11
2004	Burleson, Nate	25	214	8.6	91	1	16/7
2005	Moore, Mewelde	21	245	11.7	71	1	3/2
2006	Moore, Mewelde	36	365	10.1	71	1	11/4
2007	Moore, Mewelde	13	130	10.0	42	0	DNQ

*rookie



Clinton Jones scored on a 96-yard kickoff return and an 80-yard rush during his career.



Charlie West led the Vikings in punt and kick returns as a rookie in 1968.



Aundrea Allison set a Vikings record in 2007 with a 104-yard kickoff return vs. Detroit.

INTERCEPTIONS

Year	Player	No.	Yds.	Avg.	Long	TD	NFL/NFC Rank
1961	*Hawkins, Rip	5	70	14.0	34	0	16T
1962	Sharockman, Ed	6	92	15.3	32	0	9T
1963	Sharockman, Ed	5	93	18.6	47	1	14T
1964	*Rose, George	6	48	8.0	32	1	5T
1965	Sharockman, Ed	6	118	19.7	40	1	3T
1966	Hackbart, Dale	5	73	14.6	41	1	9T
1967	Mackbee, Earsell	5	98	19.6	40	1	13T
1968	Krause, Paul	7	82	11.7	29	0	7T
1969	Bryant, Bobby	8	97	12.1	56	0	2T
1970	Sharockman, Ed	7	132	18.8	43	1	5T/2T
1971	West, Charlie	7	236	33.7	89	0	6T/3
1972	Krause, Paul	6	109	18.1	35	2	7T/3T
1973	Bryant, Bobby	7	105	15.0	46	1	3/1
1974	Wright, Nate	6	91	15.2	44	0	9T/4T
1975	Krause, Paul	10	201	20.1	81	0	2/1
1976	Wright, Nate	7	47	6.6	21	0	6T/4T
1977	Bryant, Bobby	4	44	11.0	41	0	29T/15T
1978	Bryant, Bobby	7	69	9.9	23	0	6T/4T
1979	Hannon, Tommy	4	85	21.3	52	0	32T/13T
	Wright, Nate	4	44	11.0	32	0	32T/13T
1980	Turner, John	6	22	3.7	13	0	13T/4T
1981	Hannon, Tommy	4	28	7.0	28	0	32T/20T
	Teal, Willie	4	23	5.8	15	0	32T/20T
1982	Teal, Willie	4	15	3.8	13	0	9T/4T
1983	Turner, John	6	37	6.7	22	0	15T/8T
	Swain, John	6	12	2.0	11	0	15T/8T
1984	Bess, Rufus	3	7	2.4	7	0	53T/24T
1985	Turner, John	5	62	12.4	25	0	21T/10T
1986	Holt, Issiac	8	54	6.8	27	0	5T/4T
1987	Browner, Joey	6	67	11.2	23	0	2T/2T
1988	Lee, Carl	8	118	14.8	58	2	2T/2T
1989	Browner, Joey	5	70	14.0	34	0	16T/9T
1990	Browner, Joey	7	103	14.7	31	1	3T/2T
1991	Browner, Joey	5	97	19.4	45	0	8T/5T
1992	McMillian, Audrey	8	157	19.6	61	2	1T/1
1993	Glenn, Vencie	5	49	9.8	23	0	14T/6T
1994	Parker, Anthony	4	99	24.8	44	2	21T/12T
	Glenn, Vencie	4	55	13.8	32	0	21T/12T
1995	*Thomas, Orlando	9	108	12.0	45	1	1/1
1996	Thomas, Orlando	5	57	11.4	34	0	11T/6T
1997	Washington, D.	4	71	17.8	27	0	23T/16T
1998	Hitchcock, Jimmy	7	242	34.6	79	3	5T/2T
1999	Griffith, Robert	3	0	0.0	0	0	43/21
2000	Wong, Kallee	2	28	14.0	14	0	65T/34T
	Tate, Robert	2	12	6.0	12	0	65T/34T
2002	Biekert, Greg	4	26	6.5	20	0	72T/37T
	*Kelly, Eric	2	-7	-3.5	2	0	72T/37T
2003	Russell, Brian	9	185	20.6	50	0	1T/1T
2004	Winfield, Antoine	3	89	29.7	56	0	48T/23T
2005	Sharper, Darren	9	276	30.7	92	2	3/1
2006	Smith, Dwight	4	81	20.3	47	0	18T/7T
	Winfield, Antoine	4	33	8.3	26	1	18T/7T
	Sharper, Darren	4	10	2.5	10	0	18T/7T
2007	Smith, Dwight	4	112	28.0	93	1	23T/11T
	Sharper, Darren	4	61	15.3	41	1	23T/11T

TACKLES (DEFENSIVE ONLY)

Year	Player	Solo	Assists	Total
1961	*Hawkins, Rip	100	26	126
1962	Hawkins, Rip	74	16	90
1963	Hawkins, Rip	94	20	114
1964	Hawkins, Rip	61	38	99
1965	Vargo, Larry	78	10	88
1966	Warwick, Lonnie	66	26	92
1967	Warwick, Lonnie	90	23	113
1968	Page, Alan	66	30	96
1969	Warwick, Lonnie	70	6	76
1970	Warwick, Lonnie	60	11	71
1971	Hilgenberg, Wally	87	23	110
1972	Page, Alan	99	33	132
1973	Siemon, Jeff	112	43	155
1974	Siemon, Jeff	105	46	151
1975	Page, Alan	82	40	122
1976	Siemon, Jeff	120	41	161
1977	McNeill, Fred	92	44	136
1978	Siemon, Jeff	170	59	229
1979	Blair, Matt	132	37	169

1980	Studwell, Scott	151	54	205
1981	Studwell, Scott	156	74	230
1982	Studwell, Scott	85	37	122
1983	Studwell, Scott	132	83	215
1984	Studwell, Scott	142	71	213
1985	Studwell, Scott	107	97	204
1986	Browner, Joey	98	41	139
1987	Solomon, Jesse	92	29	121
	Browner, Joey	87	34	121
1988	Studwell, Scott	81	45	126
1989	Studwell, Scott	101	71	172
1990	Merrweather, Mike	99	54	153
1991	Merrweather, Mike	101	88	189
1992	Del Rio, Jack	110	39	149
1993	Del Rio, Jack	108	61	169
1994	Del Rio, Jack	118	67	185
1995	McDaniel, Ed	96	40	136
1996	Brady, Jeff	89	57	146
1997	McDaniel, Ed	77	58	135
1998	McDaniel, Ed	100	55	155
1999	McDaniel, Ed	110	56	166
2000	Wong, Kallee	94	40	134
2001	Wong, Kallee	90	26	116
2002	Biekert, Greg	72	75	147
2003	Chavous, Corey	86	22	108
2004	Henderson, E.J.	92	43	125
2005	Cowart, Sam	70	34	104
2006	Henderson, E.J.	95	47	142
2007	Henderson, E.J.	117	38	155

SACKS

Year	Player	Sacks	Year	Player	Sacks
1961	Marshall, Jim	6.0	1985	*Millard, Keith	11.0
1962	Marshall, Jim	9.0	1986	Millard, Keith	11.0
1963	Hultz, Don	10.5	1987	Doleman, Chris	10.5
	Marshall, Jim	10.5	1988	Millard, Keith	8.0
1964	Marshall, Jim	11.5		Doleman, Chris	8.0
1965	Marshall, Jim	7.5	1989	Doleman, Chris	21.0
1966	Marshall, Jim	7.0	1990	Doleman, Chris	11.0
1967	*Page, Alan	8.5	1991	Randle, John	9.5
1968	Page, Alan	11.0	1992	Doleman, Chris	14.5
1969	Eller, Carl	15.0	1993	Doleman, Chris	12.5
1970	Eller, Carl	13.0		Randle, John	12.5
1971	Page, Alan	9.0	1994	Randle, John	13.5
1972	Eller, Carl	7.0	1995	Randle, John	10.5
1973	Eller, Carl	11.0	1996	Randle, John	11.5
1974	Page, Alan	11.0	1997	Randle, John	15.5
1975	Page, Alan	13.0	1998	Randle, John	10.5
1976	Page, Alan	18.0	1999	Randle, John	10.0
1977	Eller, Carl	15.0	2000	Randle, John	8.0
1978	Mullaney, Mark	9.0	2001	Hovan, Chris	6.0
1979	Mullaney, Mark	8.0	2002	Johnstone, Lance	7.0
1980	*Martin, Doug	5.0	2003	*Williams, Kevin	10.5
	Mullaney, Mark	5.0	2004	Williams, Kevin	11.5
	Sutherland, Doug	5.0	2005	Johnstone, Lance	7.5
1981	Blair, Matt	6.0	2006	Scott, Darrion	5.5
	Holloway, Randy	6.0	2007	Edwards, Ray	5.0
	Martin, Doug	6.0		Leber, Ben	5.0
1982	Martin, Doug	10.5		Udeze, Kenechi	5.0
1983	Martin, Doug	12.0			
1984	Holloway, Randy	5.0			
	Johnson, Charlie	5.0			

*rookie



Chris Doleman set the Vikings single-season record with 21.0 sacks in 1989.

VIKINGS INDIVIDUAL RECORDS

1961-77 - 14 games; 1978-2007 - 16 games

Note: The 1962 regular season was reduced to nine games and the 1987 season to 15 games due to players' strike

COACHES

Games

- 259 Bud Grant, 1967-83, 85
- 159 Dennis Green, 1992-01
- 85 Jerry Burns, 1986-91

Wins

- 158 Bud Grant, 1967-83, 85
- 97 Dennis Green, 1992-01
- 52 Jerry Burns, 1986-91

Consecutive Wins

- 13 Bud Grant, 1974-75
- 12 Bud Grant, 1969
- 10 Dennis Green, 1999-00
- 9 Bud Grant, 1973
- 9 Dennis Green, 1998-99
- 9 Mike Tice, 2002-03

Losses

- 96 Bud Grant, 1967-83, 85
- 62 Dennis Green, 1992-01
- 51 Norm Van Brocklin, 1961-66

Consecutive Losses

- 7 Norm Van Brocklin, 1961
- 7 Norm Van Brocklin, 1961-62
- 6 Les Steckel, 1984

Winning Percentage

- 62.0 Bud Grant, 1967-83, 85 (158-96-5)
- 61.0 Dennis Green, 1992-01 (97-62)
- 54.7 Jerry Burns, 1986-91 (52-43)

Seasons

- 18 Bud Grant, 1967-83, 85
- 10 Dennis Green, 1992-01
- 6 Norm Van Brocklin, 1961-66
- 6 Jerry Burns, 1986-91

Consecutive Winning Seasons

- 6 Bud Grant, 1973-78
- 5 Dennis Green, 1996-00
- 4 Bud Grant, 1968-71
- 4 Jerry Burns, 1986-89

Division Titles

- 11 Bud Grant, 1968-71, 73-78, 80
- 4 Dennis Green, 1992, 94, 98, 00
- 1 Jerry Burns, 1989

Consecutive Division Titles

- 6 Bud Grant, 1973-78
- 4 Bud Grant, 1968-71

SERVICE

Most Seasons

- 19 Jim Marshall, 1961-79
- 17 Mick Tingelhoff, 1962-78
- 15 Carl Eller, 1964-78
- 15 Ron Yary, 1968-82
- 15 Roy Winston, 1962-76
- 15 Fred Cox, 1963-77

Most Games Played

- 270 Jim Marshall, 1961-79
- 240 Mick Tingelhoff, 1962-78
- 210 Fred Cox, 1963-77
- 209 Carl Eller, 1964-78
- 202 Scott Studwell, 1977-90

Most Consecutive Games Played

- 270 Jim Marshall, 1961-79
- 240 Mick Tingelhoff, 1962-78
- 210 Fred Cox, 1963-77

Most Games Started

- 270 Jim Marshall, 1961-79
- 240 Mick Tingelhoff, 1962-78
- 201 Carl Eller, 1964-78

Most Consecutive Games Started

- 270 Jim Marshall, 1961-79
- 240 Mick Tingelhoff, 1962-78
- 161 Tim Irwin, 1982-93

SCORING

Most Seasons Leading Team

- 12 Fred Cox, 1963-73, 1976
- 5 Rick Danmeier, 1978-82
- 5 Fuad Reveiz, 1991-95
- 5 Gary Anderson, 1998-02

Most Consecutive Seasons Leading Team

- 11 Fred Cox, 1963-73
- 5 Rick Danmeier, 1978-82
- 5 Fuad Reveiz, 1991-95
- 5 Gary Anderson, 1998-02

POINTS

Career

- 1,365 Fred Cox, 1963-77 (519-pat, 282-fg)
- 670 Cris Carter 1990-01, (110-td, 5-2 pt)
- 598 Fuad Reveiz 1991-95, (199-pat, 133-fg)
- 582 Randy Moss 1998-04 (91-td, 3-2 pt)
- 542 Gary Anderson 1998-02 (215-pat, 109-fg)

Season

- 164 Gary Anderson, 1998 (59-pat, 35-fg)
- 132 Fuad Reveiz, 1994 (30-pat, 34-fg)
- 132 Chuck Foreman, 1975 (22-td)
- 125 Fred Cox, 1970 (35-pat, 30-fg)

Most Seasons, 100 or More Points

- 4 Fred Cox, 1964-65, 1969-70
- 4 Fuad Reveiz, 1992-95
- 3 Gary Anderson, 1998-00

Season, Rookie

- 106 Randy Moss, 1998 (17-td, 2-2 pt)
- 78 Adrian Peterson, 2007 (13-td)
- 60 Sammy White, 1976 (10-td)

Game

- 24 Chuck Foreman, @ Buff., 12/20/75 (4-tds)
- 24 Ahmad Rashad, vs. SF, 9/2/79 (4-tds)
- 21 Rich Karlis, vs. LA Rams, 11/5/89 (7-fg)

Game, Opponent

- 30 Shaun Alexander, @ Sea., 9/29/02 (5-tds)
- 28 Paul Hornung, @ G.B., 9/16/62 (3-tds, 4-pat, 2-fg)

Most Consecutive Games Scoring

- 151 Fred Cox, 1963-73

TOUCHDOWNS

Most Seasons Leading Team

- 5 Bill Brown, 1964, 1966-68, 1972
- 5 Ted Brown, 1980-81, 1983-85
- 5 Cris Carter, 1993, 1995-97, 1999
- 5 Randy Moss, 1998, 2000-01, 2003-04

Most Consecutive Seasons Leading Team

- 4 Chuck Foreman, 1974-77

Career

- 110 Cris Carter, 1990-01 (110-p)
- 91 Randy Moss, 1998-04 (90-p, 1-r)
- 76 Bill Brown, 1962-74 (52-r, 23-p, 1-r)
- 75 Chuck Foreman, 1973-79 (52-r, 23-p)

Season

- 22 Chuck Foreman, 1975 (13-r, 9-p)
- 17 Cris Carter, 1995 (17-p)
- 17 Randy Moss, 1998 (17-p)
- 17 Randy Moss, 2003 (17-p)
- 16 Bill Brown, 1964 (7-r, 9-p)
- 15 Chuck Foreman, 1974 (9-r, 6-p)
- 15 Terry Allen, 1992 (13-r, 2-p)
- 15 Randy Moss, 2000 (15-p)

Season, Rookie

- 17 Randy Moss, 1998 (17-p)
- 13 Adrian Peterson, 2007 (12-r, 1-p)

Game

- 4 Chuck Foreman, @ Buff., 12/20/75 (2-r, 2-p)
- 4 Ahmad Rashad, vs. S.F., 9/2/79 (4-p)

Game, Opponent

- 5 Shaun Alexander, @ Sea., 9/29/02

Most Consecutive Games Scoring TD

- 10 Randy Moss, 2003-04
- 7 Mo Williams, 2002
- 7 Cris Carter, 1999
- 7 Randy Moss, 1998
- 7 Chuck Foreman, 1974
- 7 Tommy Mason, 1965
- 6 Bill Brown, 1968
- 6 Ted Brown, 1980
- 6 Cris Carter, 1996-1997
- 6 Cris Carter, 1998-99

POINTS AFTER TOUCHDOWN

Most Attempted, Career

- 538 Fred Cox, 1963-77
- 217 Gary Anderson, 1998-02
- 201 Fuad Reveiz, 1990-95

Most Attempted, Season

- 59 Gary Anderson, 1998
- 49 Chuck Nelson, 1988
- 48 Fred Cox, 1975
- 48 Aaron Elling, 2003

Most Attempted, Game

- 7 Fred Cox, vs. Balt., 9/28/69
- 7 Fred Cox, vs. Pitt., 11/23/69
- 7 Fred Cox, vs. Hou., 10/13/74
- 7 Chuck Nelson, @ T.B., 10/23/88

Most Made, Career

- 519 Fred Cox, 1963-77
- 215 Gary Anderson, 1998-02
- 199 Fuad Reveiz, 1990-95

Most Made, Season

- 59 Gary Anderson, 1998
- 48 Chuck Nelson, 1988
- 48 Aaron Elling, 2003
- 46 Fred Cox, 1975
- 46 Gary Anderson, 1999

Most Made, Game

- 7 Fred Cox, vs. Balt., 9/28/69
- 7 Fred Cox, vs. Pitt., 11/23/69
- 7 Chuck Nelson, @ T.B., 10/23/88

Most Made, Game, Opponent

- 8 Jim Bakker, @ St. L., 10/6/63
- 7 Roger LaClerc, @ Chi., 12/17/61

Most Consecutive Made

- 199 Fred Cox, 1968-74
- 151 Gary Anderson, 1998-01
- 133 Fred Cox, 1964-68

Highest Percentage, Career (minimum 200 made)

- 99.1 Gary Anderson, 1998-02 (215-217)

Most Made, No Misses, Season

- 59 Gary Anderson, 1998
- 48 Aaron Elling, 2003
- 46 Gary Anderson, 1999

FIELD GOALS

Most Attempted, Career

- 455 Fred Cox, 1963-77
- 171 Fuad Reveiz, 1990-95
- 129 Gary Anderson, 1998-02

Most Attempted, Season

- 46 Fred Cox, 1970
- 39 Rich Karlis, 1989
- 39 Fuad Reveiz, 1994

Most Attempted, Game

- 7 Rich Karlis, vs. LA Rams, 11/5/89
- 6 Fred Cox, vs. N.O., 9/27/70
- 6 Fred Cox, @ Chi., 9/23/73
- 6 Fred Cox, vs. Cin., 11/4/73
- 6 Rich Karlis, vs. Cle., 12/25/89
- 6 Fuad Reveiz, vs. G.B., 9/26/93
- 6 Gary Anderson, @ Balt., 12/13/98

Most Attempted, Game, Opponent

- 8 Garo Yepremian, vs. Det., 11/13/66
- 7 Jason Hanson, @ Det., 10/17/99
- 6 Raul Allegre, vs. NYG, 11/16/86

Most Made, Career

- 282 Fred Cox, 1963-77
- 133 Fuad Reveiz, 1990-95
- 109 Gary Anderson, 1998-02

Most Made, Season

- 35 Gary Anderson, 1998
- 34 Fuad Reveiz, 1994
- 31 Rich Karlis, 1989

Most Made, Season, Rookie

- 9 Mike Mercer, 1961

Most Made, Game

- 7 Rich Karlis, vs. LA Rams, 11/5/89

Most Made, Game, Opponent

- 6 Garo Yepremian, vs. Det., 11/13/66
- 6 Jason Hanson, @ Det., 10/17/99

Most Made, No Misses, Game

- 7 Rich Karlis, vs. LA Rams, 11/5/89

Most Made, One Quarter

- 3 Many times, last Paul Edinger, vs. N.O., 9/25/05 (4th)

Most Consecutive Field Goals Made

- 35 Gary Anderson, 1998
- 31 Fuad Reveiz, 1994-95

Most Consecutive Games Made FG

- 31 Fred Cox, 1968-70

Longest Field Goal

- 56 Paul Edinger, vs. G.B., 10/23/05
- 55 Ryan Longwell, @ Chi., 10/14/07
- 54 Jan Stenerud, vs. Atl., 9/16/84
- 54 Paul Edinger, vs. Chi., 1/1/06
- 53 Fred Cox, @ G.B., 12/5/65
- 53 Jan Stenerud, vs. T.B., 11/4/84
- 53 Chuck Nelson, vs. T.B., 11/30/86

- 53 Gary Anderson, vs. Jax., 12/20/98
- 53 Gary Anderson, vs. Mia., 12/21/02
- 53 Paul Edinger, vs. T.B., 9/11/05

Longest Field Goal, Opponent

- 55 Donald Igwebuike, vs. T.B., 11/30/86
- 55 Kevin Butler, @ Chi., 10/25/93
- 54 Michael Husted, @ T.B., 11/21/93
- 54 Todd Peterson, @ Sea., 11/10/96
- 54 Mike Hollis, vs. Buf., 9/15/02

Most Made, 50 or More Yards, Career

- 8 Fuad Revezil, 1990-95
- Most Made, 50 or More Yards, Season**
- 3 Jan Stenerud, 1984
 - 3 Fuad Revezil, 1992
 - 3 Paul Edinger, 2005

Most Made, 50 or More Yards, Game

- 2 Fuad Revezil, @ T.B., 12/8/91 (50.50)

Highest Field Goal Percentage, Career (100 made)

- 84.5 Gary Anderson, 1998-02 (109-129)
- 77.8 Fuad Revezil, 1990-95 (133-171)
- 62.0 Fred Cox, 1963-77 (282-455)

Highest Field Goal Percentage, Season (Qualifiers)

- 100.0 Gary Anderson, 1998 (35-35)
- 95.7 Gary Anderson, 2000 (22-23)
- 91.6 Fuad Revezil, 1990 (11-12)

Highest Field Goal Percentage, Season, Rookie (Qualifiers)

- 42.9 Mike Mercer, 1961 (9-21)

SAFETIES

Most, Career

- 2.5 Chris Doleman, 1985-93
- 2.0 Carl Eller, 1964-78
- 2.0 Alan Page, 1967-78

Most, Season

- 2 Alan Page, 1971

Most, Game

- 1 Many Times, last vs. Oak., 11/18/07. Penalty on Daunte Culpepper in end zone

RUSHING

Most Seasons Leading Team

- 6 Chuck Foreman, 1973-78
- 6 Robert Smith, 1995-00
- 5 Darrin Nelson, 1983, 1985-88

Most Consecutive Seasons Leading Team

- 6 Chuck Foreman, 1973-78
- 6 Robert Smith, 1995-00
- 4 Darrin Nelson, 1985-88

ATTEMPTS

- Career**
- 1,627 Bill Brown, 1962-74
 - 1,529 Chuck Foreman, 1973-79
 - 1,411 Robert Smith, 1993-00

Season

- 303 Chester Taylor, 2006
- 295 Robert Smith, 2000
- 280 Chuck Foreman, 1975

Season, Rookie

- 238 Adrian Peterson, 2007
- 201 Alfred Anderson, 1984
- 182 Chuck Foreman, 1973

Game

- 33 Chuck Foreman, vs. S.D., 11/23/75
- 33 Chuck Foreman, @ Det., 12/17/77
- 33 Terry Allen, @ Pitt., 12/20/92
- 33 Scottie Graham, vs. K.C., 12/26/93

Game, Opponent

- 40 Waller Payton, @ Chi., 11/20/77
- 36 James Jones, vs. Det., 9/7/86
- 35 Earl Campbell, vs. N.O., 11/24/85

Consecutive Attempts Without Fumble

- 478 Robert Smith, 1996-98
- 349 Scottie Graham, 1993-96

YARDS

Career

- 6,818 Robert Smith, 1993-00
- 5,879 Chuck Foreman, 1973-79
- 5,757 Bill Brown, 1962-74

Season

- 1,521 Robert Smith, 2000
- 1,341 Adrian Peterson, 2007
- 1,296 Michael Bennett, 2002
- 1,266 Robert Smith, 1997
- 1,216 Chester Taylor, 2006
- 1,201 Terry Allen, 1992
- 1,187 Robert Smith, 1998
- 1,155 Chuck Foreman, 1976
- 1,112 Chuck Foreman, 1977

- 1,070 Chuck Foreman, 1975
- 1,063 Ted Brown, 1981

Season, Rookie

- 1,341 Adrian Peterson, 2007
- 801 Chuck Foreman, 1973
- 773 Alfred Anderson, 1984

Game

- 296 Adrian Peterson, vs. S.D., 11/4/07
- 224 Adrian Peterson, @ Chi., 10/14/07
- 200 Chuck Foreman, @ Phil., 10/24/76
- 179 Robert Smith, @ St.L., 9/13/96
- 179 Ted Brown, @ G.B., 10/23/83
- 172 Terry Allen, @ Pitt., 12/20/92
- 170 Robert Smith, @ Chi., 10/15/00
- 169 Robert Smith, @ Buf., 8/31/97
- 169 Chester Taylor, @ Sea., 10/22/06
- 167 Michael Bennett, vs. NYG, 11/10/02

Game, Rookie

- 296 Adrian Peterson, vs. S.D., 11/4/07
- 224 Adrian Peterson, @ Chi., 10/14/07
- 148 Oterrio Smith, @ Chi., 12/14/03

Game, Opponent

- 275 Walter Payton, @ Chi., 11/20/77
- 220 Barry Sanders, vs. Det., 11/24/91
- 219 James Wilder, vs. T.B., 11/6/83
- 203 Earl Campbell, @ Hou., 12/21/80

Longest Run

- 95 Chester Taylor, @ Sea., 10/22/06 (td)
- 85 Michael Bennett, @ T.B., 11/3/02 (td)
- 84 Chester Taylor, @ S.F., 12/9/07 (td)
- 80 Clinton Jones, vs. Chi., 11/2/69 (td)
- 78 Robert Smith, @ Buf., 8/31/97 (td)
- 78 Michael Bennett, vs. NYG, 11/10/02 (td)
- 76 Robert Smith, vs. Ind., 12/21/97
- 74 Robert Smith, @ St.L., 9/13/98 (td)
- 73 Dave Osborn, vs. S.F., 9/17/67
- 73 Clinton Jones, vs. Atl., 11/28/71 (td)
- 73 Adrian Peterson, @ Chi., 10/14/07 (td)

Longest Run, Opponent (All TDs)

- 99 Tony Dorsett, vs. Dal., 1/3/83
- 75 James Wilder, vs. T.B., 11/6/83
- 73 Dick Bass, vs. LA Rams, 12/3/61
- 73 LaDainian Tomlinson, vs. S.D., 11/9/03

Most Seasons, 1,000+ Yards

- 4 Robert Smith, 1997-00
- 3 Chuck Foreman, 1975-77
- 2 Terry Allen, 1992, 1994

Most Consecutive Seasons, 1,000+ Yards

- 4 Robert Smith, 1997-00
- 3 Chuck Foreman, 1975-77

Most Games, 100+ Yards, Career

- 29 Robert Smith, 1993-00
- 17 Chuck Foreman, 1973-79
- 9 Michael Bennett, 2001-05
- 8 Bill Brown, 1962-74

Most Games, 100+ Yards, Season

- 8 Robert Smith, 2000
- 6 Robert Smith, 1997
- 6 Adrian Peterson, 2007
- 5 Chuck Foreman, 1975
- 5 Robert Smith, 1998
- 5 Michael Bennett, 2002

Most Consecutive Games, 100+ Yards

- 5 Robert Smith, 11/6/00-11/30/00
- 4 Michael Bennett, 10/27/02-11/17/02
- 3 Chuck Foreman, 11/8/75-11/23/75
- 3 Adrian Peterson, 9/23/07-10/14/07



Chuck Foreman ran for 1,000+ yards in 1975, '76 and '77.

AVERAGE GAIN
Career (700 att.)

- 4.75 Robert Smith, 1993-99 (1,116-5,297)
- 4.45 Michael Bennett, 2001-05 (723-3,174)
- 4.31 Darrin Nelson, 1982-89, 1991-92 (981-4,231)

Season (Qualifiers)

- 5.6 Adrian Peterson, 2007 (238-1,341)
- 5.5 Robert Smith, 1997 (232-1,266)
- 5.4 Chester Taylor, 2007 (157-844)

Game (10 att.)

- 12.2 Tommy Mason, vs. Balt., 11/17/63
- 11.7 Terry Allen, @ G.B., 9/6/62
- 11.4 Michael Bennett, @ T.B., 11/3/02
- 11.2 Adrian Peterson, @ Chi., 10/14/07

TOUCHDOWNS

Most Seasons Leading Team

- 6 Chuck Foreman, 1973-78
- 6 Ted Brown, 1980-81, 1983-86

Most Consecutive Seasons Leading Team

- 6 Chuck Foreman, 1973-78
- 4 Ted Brown, 1983-86

Career

- 52 Chuck Foreman, 1973-79
- 52 Bill Brown, 1962-74
- 40 Ted Brown, 1979-86

Season

- 13 Chuck Foreman, 1975
- 13 Chuck Foreman, 1976
- 13 Terry Allen, 1992

Season, Rookie

- 12 Adrian Peterson, 2007
- 5 Fran Tarkenton, 1961
- 5 D.J. Dozier, 1967
- 5 Oterrio Smith, 2003

Game

- 3 Tommy Mason, @ S.F., 10/24/65
- 3 Clinton Jones, vs. Det., 11/15/70
- 3 Chuck Foreman, @ G.B., 9/15/74
- 3 Chuck Foreman, vs. S.D., 11/23/75
- 3 D.J. Dozier, vs. Den., 10/26/87
- 3 Herschel Walker, @ Phoe., 10/27/91
- 3 Daunte Culpepper, vs. Chi., 9/3/00
- 3 Oterrio Smith, vs. K.C., 12/20/03
- 3 Artose Pinner, @ Det., 12/10/06
- 3 Adrian Peterson, @ Chi., 10/14/07
- 3 Adrian Peterson, vs. S.D., 11/4/07
- 3 Chester Taylor, vs. Oak., 11/18/07

Game, Opponent

- 4 Lenny Moore, @ Balt., 10/1/61
- 4 Billy Kilmer, vs. S.F., 10/15/61
- 4 Barry Sanders, vs. Det., 11/24/91
- 4 Marshall Faulk, @ St. L., 12/10/00
- 4 Shaun Alexander, @ Sea., 9/29/02

Most Consecutive Games w/Rush TD

- 7 Moe Williams, 2002
- 6 Bill Brown, 1968
- 5 Tommy Mason, 1965

PASSING

Most Seasons Leading Team

- 13 Fran Tarkenton, 1961-66, 1972-78
- 7 Tommy Kramer, 1979-82, 1984-86

Most Consecutive Seasons Leading Team

- 7 Fran Tarkenton, 1972-78
- 6 Fran Tarkenton, 1961-66
- 5 Daunte Culpepper, 2000-04
- 4 Tommy Kramer, 1979-82

RATING

Highest, Career (1,500 att.)

- 91.5 Daunte Culpepper, 1999-05
- 82.5 Brad Johnson, 1992-98, 2005-06
- 80.2 Fran Tarkenton, 1961-66, 1972-78

Highest, Season (qualifiers)

- 110.9 Daunte Culpepper, 2004
- 106.0 Randall Cunningham, 1998
- 98.0 Daunte Culpepper, 2000
- 96.4 Daunte Culpepper, 2003

Highest, Rookie, Season (qualifiers)

- 74.5 Fran Tarkenton, 1961

Game (20 att.)

- 157.2 Gus Frerotte, vs. S.F., 9/28/03
- 152.9 Warren Moon, vs. N.O., 11/19/95
- 152.4 Brad Johnson, vs. Ari., 12/1/96
- 151.8 Fran Tarkenton, vs. Hou., 10/13/74
- 151.3 Daunte Culpepper, vs. G.B., 12/24/04

ATTEMPTS

Career

- 4,569 Fran Tarkenton, 1961-66, 1972-78
- 3,648 Tommy Kramer, 1977-89

2,607 Daunte Culpepper, 1999-05

Season

606 Warren Moon, 1995
601 Warren Moon, 1994
593 Tommy Kramer, 1981

Season, Rookie

280 Fran Tarkenton, 1961
214 Joe Kapp, 1967
58 Ron VanderKelen, 1963

Game

63 Rich Gannon, @ N.E., 10/20/91
62 Steve Dils, @ T.B., 9/5/81
61 Tommy Kramer, @ N.E., 12/16/79

Game, Opponent

70 Drew Bledsoe, @ N.E., 11/13/94
57 Troy Aikman, @ Dal., 11/26/98
55 Doug Williams, vs. T.B., 11/16/80

COMPLETIONS

Career

2,635 Fran Tarkenton, 1961-66, 1972-78
2,011 Tommy Kramer, 1977-89
1,678 Daunte Culpepper, 1999-05

Season

379 Daunte Culpepper, 2004
377 Warren Moon, 1995
371 Warren Moon, 1994
345 Fran Tarkenton, 1978

Season, Rookie

157 Fran Tarkenton, 1961

Game

38 Tommy Kramer, vs. Clev., 12/14/80
38 Tommy Kramer, vs. G.B., 11/29/81
37 Steve Dils, @ T.B., 9/5/81
37 Daunte Culpepper, @ Phi., 9/20/04

Game, Opponent

45 Drew Bledsoe, @ N.E., 11/13/94
35 Drew Bledsoe, vs. Buf., 9/15/02
34 Troy Aikman, @ Dal., 11/26/98
34 Jim Miller, @ Chi., 11/14/99

Consecutive Passes Completed

16 Tommy Kramer, @ G.B., 11/11/79
14 Wade Wilson, vs. Det., 11/6/88

COMPLETION PERCENTAGE

Career (1,500 att.)

64.4 Daunte Culpepper, 1999-05
(1,678-2,607)
62.0 Brad Johnson, 1992-98, 2005-06
(1,036-1,670)
57.6 Fran Tarkenton, 1961-66, 1972-78
(2,635-4,569)

Season (qualifiers)

69.2 Daunte Culpepper, 2004 (379-548)
65.0 Daunte Culpepper, 2003 (295-454)
64.2 Fran Tarkenton, 1975 (273-425)
64.2 Daunte Culpepper, 2001 (235-366)
62.7 Brad Johnson, 1996 (195-311)
62.7 Daunte Culpepper, 2000 (297-474)

Season, Rookie (qualifiers)

56.1 Fran Tarkenton, 1961 (157-280)

Game (20 attempts)

84.0 Randall Cunningham, @ T.B., 11/1/98
(21-25)
83.9 Fran Tarkenton, vs. Sea., 11/14/76
(26-31)
80.0 Wade Wilson, vs. Det., 11/8/88 (28-35)
80.0 Joe Kapp, vs. Atl., 9/14/68 (16-20)
80.0 Rich Gannon, @ Cin., 9/27/92 (24-30)
80.0 Rich Gannon, vs. Chi., 10/4/92 (20-25)
80.0 Daunte Culpepper, vs. Tenn., 10/24/04
(24-30)

YARDS GAINED

Career

33,098 Fran Tarkenton, 1961-66, 1972-78
24,775 Tommy Kramer, 1977-89
20,162 Daunte Culpepper, 1999-05

Season

4,717 Daunte Culpepper, 2004
4,264 Warren Moon, 1994
4,228 Warren Moon, 1995
3,937 Daunte Culpepper, 2000

Season, Rookie

1,997 Fran Tarkenton, 1961
1,386 Joe Kapp, 1967
475 Tarvaris Jackson, 2006

Game

490 Tommy Kramer, @ Wash., 11/28/07 (OT)
456 Tommy Kramer, vs. Clev., 12/14/80
449 Joe Kapp, vs. Balt., 9/28/69

Game, Rookie

277 Fran Tarkenton, @ S.F., 11/26/61
252 Fran Tarkenton, vs. LA Rams, 12/3/61

250 Fran Tarkenton, vs. Chi., 9/17/81

Game, Opponent

486 Doug Williams, T.B., 11/16/80
463 Drew Bledsoe, vs. Buf., 9/15/02
455 Troy Aikman, vs. Dal., 11/26/98

Moat Seasons,

3,000 or More Passing Yards

5 Tommy Kramer, 1979-81, 1985-86
4 Daunte Culpepper, 2000, 2002-04

Most Games,

300 or More Passing Yards, Career

19 Tommy Kramer, 1977-89
19 Daunte Culpepper, 1999-05
10 Warren Moon, 1994-95

Most Games, 300 or More Passing Yards, Season

6 Warren Moon, 1994
6 Daunte Culpepper, 2004
5 Tommy Kramer, 1981
5 Tommy Kramer, 1985
5 Daunte Culpepper, 2000

Most Consecutive Games,

300 or More Passing Yards

4 Daunte Culpepper, 2004
3 Randall Cunningham, 1998
3 Warren Moon, 1994
3 Warren Moon, 1995
3 Tommy Kramer, 1985

Longest Pass Completion (All TDs)

89 Fran Tarkenton (to C. Ferguson), @ Chi., 11/11/62
85 Joe Kapp (to G. Washington), vs. St. L., 10/8/67
85 Warren Moon (to Q. Ismail), vs. Det., 9/10/95
83 Joe Kapp (to G. Washington), vs. Balt., 9/28/69
82 Brad Johnson (to J. Reed), @ Oak., 11/17/96
82 Daunte Culpepper (to R. Moss), @ Det., 12/19/04
80 Fran Tarkenton (to J. Gilliam), vs. Hou., 10/13/74
80 Jeff George (to M. Hatchette), vs. S.F., 10/24/99
80 Todd Bouman (to M. Bennett), @ Pit., 12/2/01
80 Brad Johnson (to K. Robinson), @ Det., 12/4/05

Opponent/Longest Pass Comp. (All TDs)

95 Lynn Dickey (to Steve Odum), vs. G.B., 10/2/77
94 Ken Anderson (to Billy Brooks), vs. Cin., 11/13/77
93 Rodney Peete (to Hermant Moore), vs. Det., 10/31/93

AVERAGE GAIN

Career (1,500 att.)

7.73 Daunte Culpepper, 1999-05 (2,607-20,162)
7.29 Wade Wilson, 1981-91 (1,665-12,135)
7.24 Fran Tarkenton, 1961-66, 1972-78 (4,569-33,098)
6.79 Tommy Kramer, 1977-89 (3,648-24,775)

Season (qualifiers)

8.72 Randall Cunningham, 1996 (425-3,704)
8.61 Daunte Culpepper, 2004 (548-4,717)
8.56 Jeff George, 1999 (329-2,816)
8.31 Daunte Culpepper, 2000 (474-3,937)

Game (20 att.)

14.0 Tommy Kramer, @ Wash., 11/2/86 (35-490)
13.9 Fran Tarkenton, vs. Det., 11/7/76 (25-347)
13.8 Randall Cunningham, @ G.B., 10/5/98 (32-442)

TOUCHDOWNS

Career

239 Fran Tarkenton, 1961-66, 1972-78
159 Tommy Kramer, 1977-89
135 Daunte Culpepper, 1999-05

Season

39 Daunte Culpepper, 2004
34 Randall Cunningham, 1998
33 Warren Moon, 1995
33 Daunte Culpepper, 2000

Season, Rookie

18 Fran Tarkenton, 1961

Game

7 Joe Kapp, vs. Balt., 9/28/69

6 Tommy Kramer, vs. G.B., 9/28/86
5 Tommy Kramer, vs. Chi., 11/28/82
5 Daunte Culpepper, vs. Dal., 9/12/04
5 Daunte Culpepper, @ Hou., 10/10/04
5 Daunte Culpepper, @ N.O., 10/17/04

Game, Rookie

4 Fran Tarkenton, vs. Chi., 9/17/61
4 Fran Tarkenton, vs. LA Rams, 12/3/61
4 Fran Tarkenton, @ Chi., 12/17/61

Game, Opponent

5 Gary Cuozzo, vs. Balt., 11/14/65
5 John Brodie, vs. S.F., 11/28/65
5 Gary Danielson, @ Det., 12/9/78
5 John Elway, @ Den., 11/18/84
5 Brett Favre, @ G.B., 9/21/97
5 Brad Johnson, @ T.B., 11/3/02

Most Games, Four or More Touchdown Passes, Career

9 Tommy Kramer, 1977-89
7 Fran Tarkenton, 1961-66, 1972-78
6 Daunte Culpepper, 1999-05

Most Games, Four or More Touchdown Passes, Season

4 Randall Cunningham, 1998
4 Daunte Culpepper, 2004
3 Fran Tarkenton, 1961
3 Tommy Kramer, 1981

Most Consecutive Games, Four or More Touchdown Passes

2 Tommy Kramer, 1981
2 Warren Moon, 1995
2 Randall Cunningham, 1998
2 Randall Cunningham, 1998
2 Daunte Culpepper, 2004

Most Consecutive Games, Touchdown Pass

24 Daunte Culpepper, 2000-01
21 Daunte Culpepper, 2003-04
15 Brad Johnson, 1996-97
13 Fran Tarkenton, 1974-75

HAD INTERCEPTED

Career

194 Fran Tarkenton, 1961-66, 1972-78
157 Tommy Kramer, 1977-89
86 Daunte Culpepper, 1999-2005

Season

32 Fran Tarkenton, 1978
26 Tommy Kramer, 1985
25 Fran Tarkenton, 1962

Game

5 Many Times, last time by Daunte Culpepper, @ Cin., 9/18/05

Game, Opponent

6 Vinny Testaverde, @ T.B., 10/23/88
5 Billy Wade, @ Chi., 11/11/62
5 Kim McQuilken, vs. Atl., 11/9/75
5 Eric Hipple, vs. Det., 9/25/83
5 Ryan Fitzpatrick, vs. StL., 12/11/05

Consecutive Attempts, No Interceptions

193 Warren Moon, 1995
162 Randall Cunningham, 1997-98
156 Rich Gannon, 1990-91

Most Attempts, No Interceptions, Game

63 Rich Gannon, @ N.E., 10/20/91

Most Attempts, No Interceptions, Game, Opponent

70 Drew Bledsoe, @ N.E., 11/13/94

LOWEST PERCENTAGE PASSES INTERCEPTED

Career (1,500 att.)

2.9 Brad Johnson, 1992-98, 2005-06 (1,670-48)
3.3 Daunte Culpepper, 1999-05, (2,607-86)
4.2 Fran Tarkenton, 1961-66, 1972-78 (4,569-194)

Season (qualifiers)

1.1 Sean Salisbury, 1992 (175-2)
1.4 Brad Johnson, 2005, (294-4)
1.7 Rich Gannon, 1991 (354-6)

Season, Rookie (qualifiers)

6.1 Fran Tarkenton, 1961 (280-17)

TIMES SACKED

Career

417 Fran Tarkenton, 1961-66, 1972-78
248 Tommy Kramer, 1977-89
228 Daunte Culpepper, 1999-05

Season

47 Daunte Culpepper, 2002
46 Fran Tarkenton, 1964
46 Daunte Culpepper, 2004
45 Fran Tarkenton, 1962

RECORDS

Game
11 Archie Manning, @ Chi., 10/28/64
9 Fran Tarkenton, @ Chi., 12/17/61
9 Fran Tarkenton, vs. Balt., 9/23/62
9 Fran Tarkenton, vs. Det., 10/11/64
9 Dante Culpepper, @ Ail., 10/2/0
Game, Opponent
9 Bill Munson, vs. Det., 10/6/68
9 Bobby Douglass, vs. Chi., 11/2/69
9 Randy Johnson, @ Ail., 12/20/70
9 Jim Harbaugh, @ Chi., 10/25/93

High Attempts/Sack Ratio, Career (1,000 att.)
18.0 Warren Moon, 1994-95 (1,207-67)
16.7 Brad Johnson (1992-98, 05-06) (1,570-100)
14.7 Tommy Kramer, 1977-89 (3,648-248)
12.4 Rich Gannon, 1987-92 (1,003-81)
High Attempts/Sack Ratio, Season (qualifiers)
31.2 Tommy Kramer, 1981 (593-19)
21.3 Randall Cunningham, 1998 (425-20)
20.6 Fran Tarkenton, 1974 (351-17)

PASS RECEIVING

RECEPTIONS

Most Seasons, Leading Team

10 Cris Carter, 1991-00
4 Anthony Carter, 1987-90

Most Consecutive Seasons, Leading Team

10 Cris Carter, 1991-00
4 Anthony Carter, 1987-90

Career

1,004 Cris Carter, 1990-01
574 Randy Moss, 1998-04
498 Steve Jordan, 1982-94

Season

122 Cris Carter, 1994
122 Cris Carter, 1995
111 Randy Moss, 2003
106 Randy Moss, 2002

Season, Rookie

69 Randy Moss, 1998
51 Paul Flatley, 1963
51 Sammy White, 1976

Game

15 Rickey Young, @ N.E., 12/16/79
14 Cris Carter, @ Ariz., 10/2/94
12 Bob Grim, @ NYG, 10/31/71
12 Rickey Young, @ N.O., 9/3/78
12 Ted Brown, @ T.B., 9/5/81
12 Darrin Nelson, vs. S.D., 10/20/85
12 Cris Carter, vs. N.O., 11/6/94
12 Cris Carter, vs. N.O., 10/8/95
12 Cris Carter, @ Ariz., 11/12/95
12 Cris Carter, vs. N.O., 11/19/95
12 Cris Carter, @ S.F., 12/18/95
12 Jake Reed, @ Chi., 9/7/97
12 Randy Moss, @ Chi., 11/14/99
12 Mewelde Moore, @ Hou., 10/10/04

Game, Rookie

9 Sammy White, vs. LA Rams, 9/19/76
9 Sammy White, @ Mia., 12/11/76

Game, Opponent

14 Jerry Rice, @ S.F., 12/18/95
13 James Wilder, @ T.B., 9/15/85
13 Peerless Price, vs. Buf., 9/15/02
12 Keith Jackson, @ Phil., 11/19/89
12 James Brooks, vs. Cin., 12/25/89
12 Brett Perriman, @ Det., 11/23/95
12 Eric Moulds, vs. Buf., 10/22/00
12 Peerless Price, @ Ail., 10/5/03
12 Laveranues Coles, vs. NYJ, 12/17/06

Most Consecutive Games, Pass Reception

111 Cris Carter, 1991-98
105 Anthony Carter, 1985-92
101 Randy Moss, 1998-04

Most Seasons 50 or More Pass Receptions

11 Cris Carter, 1991-01
6 Ahmad Rashad, 1976-81
6 Randy Moss, 1998-03
5 Steve Jordan, 1985-86, '88, '91, '93
5 Anthony Carter, 1988-91, '93

YARDS

Most Seasons Leading Team

6 Randy Moss, 1998-03
5 Anthony Carter, 1985, 1987-90
5 Cris Carter, 1991-95

Most Consecutive Seasons Leading Team

6 Randy Moss, 1998-03
5 Cris Carter, 1991-95

4 Gene Washington, 1967-70
4 Anthony Carter, 1987-90

Career

12,383 Cris Carter, 1990-01
9,142 Randy Moss, 1998-04
7,635 Anthony Carter, 1985-93

Season

1,632 Randy Moss, 2003
1,437 Randy Moss, 2000
1,413 Randy Moss, 1999
1,371 Cris Carter, 1995

Season, Rookie

1,313 Randy Moss, 1998
906 Sammy White, 1976
867 Paul Flatley, 1963

Game

210 Sammy White, vs. Det., 11/7/76
204 Randy Moss, @ Chi., 11/14/99
202 Paul Flatley, @ S.F., 10/24/65

Game, Rookie

210 Sammy White, vs. Det., 11/7/76
190 Randy Moss, @ G.B., 10/5/98
174 Paul Flatley, vs. Det., 11/24/63

Game, Opponent

289 Jerry Rice, @ S.F., 12/18/95
201 Steve Smith, @ Car., 10/30/05
198 Billy Brooks, vs. Cin., 11/13/77

Longest Pass Reception (All TDs)

89 Charley Ferguson (from F. Tarkenton), @ Chi., 11/11/62
85 Gene Washington (from J. Kapp), vs. St.L., 10/8/67
85 Gaddy Ismail (from W. Moon), vs. Det., 9/10/95
83 Gene Washington (from J. Kapp), vs. Balt., 9/28/69
82 Jake Reed (from B. Johnson), @ Oak., 11/17/96
82 Randy Moss (from D. Culpepper), @ Det., 12/19/04
80 John Gilliam (from F. Tarkenton), vs. Hou., 10/13/74
80 Matthew Hatchette (from J. George), vs. S.F., 10/24/99
80 Michael Bennett (from T. Bouman), @ Pitt., (12/2/01)
80 Koren Robinson (from B. Johnson), @ Det., 12/4/05

Most Seasons, 1,000+ Yards Pass Receiving

8 Cris Carter, 1993-00
6 Randy Moss, 1998-03
4 Jake Reed, 1994-97

Most Games, 100+ Yards, Career

41 Randy Moss, 1998-04
40 Cris Carter, 1990-01
22 Anthony Carter, 1985-93

Most Games, 100+ Yards, Season

8 Randy Moss, 2000
8 Randy Moss, 2003
7 Randy Moss, 1999
7 Randy Moss, 2002
6 Cris Carter, 2000

Most Consecutive Games, 100+ Yards

4 Jake Reed, 1997
4 Cris Carter, 1999
4 Randy Moss, 2000
4 Randy Moss, 2003

AVERAGE GAIN

Career (200 receptions)

16.8 Hassan Jones, 1986-92 (222-3,733)
16.3 Sammy White, 1976-86 (393-6,400)
16.0 Paul Flatley, 1963-67 (202-3,222)
16.0 Anthony Carter, 1985-93 (478-7,635)

Season (25 receptions)

24.3 Anthony Carter, 1987 (38-923)
22.2 John Gilliam, 1974 (26-577)
22.0 John Gilliam, 1972 (47-1,034)

Game (3 receptions)

54.3 Randy Moss, @ Dal., 11/26/98 (3-163)
53.0 Leo Lewis, @ Wash., 11/2/86 (3-159)
44.0 Hassan Jones, @ Dal., 11/13/88 (3-132)

TOUCHDOWNS

Career

110 Cris Carter, 1990-01
90 Randy Moss, 1998-04
52 Anthony Carter, 1985-93
50 Sammy White, 1976-86

Season

17 Cris Carter, 1995
17 Randy Moss, 1998

17 Randy Moss, 2003
15 Randy Moss, 2000
13 Cris Carter, 1997
13 Cris Carter, 1999
13 Randy Moss, 2004

Season, Rookie

17 Randy Moss, 1998

Game

4 Ahmad Rashad, vs. S.F., 9/2/79
3 Jerry Riechow, @ Chi., 12/17/61
3 Charley Ferguson, @ Chi., 11/11/62
3 Gene Washington, vs. Clew., 11/9/69
3 Sammy White, @ Mia., 12/11/76
3 Sammy White, vs. Chi., 11/28/82
3 Cris Carter, vs. Mia., 9/25/94
3 Cris Carter, vs. Ind., 12/21/87
3 Randy Moss, @ Dal., 11/26/98
3 Randy Moss, vs. Chi., 12/6/98
3 Cris Carter, @ Chi., 11/14/99
3 Randy Moss, @ Det., 10/1/00
3 Randy Moss, vs. NYG, 11/19/01
3 Randy Moss, vs. S.F., 9/28/03
3 Marcus Robinson, vs. Cle., 11/27/05

Game, Opponent

3 Many times, last by Marvin Harrison, @ Ind., 12/24/00

Most Consecutive Games, Touchdown

7 Randy Moss, 1998
7 Cris Carter, 1999
6 Cris Carter, 1996-97
6 Cris Carter, 1998-99

RUSHING-RECEIVING

Most Seasons Leading Team

6 Chuck Foreman, 1973-78
4 Bill Brown, 1964-66, 1968

Most Consecutive Seasons, Leading Team

6 Chuck Foreman, 1973-78
3 Bill Brown, 1964-66
3 Ted Brown, 1980-82
3 Anthony Carter, 1987-89
3 Cris Carter, 1993-95

ATTEMPTS

Career

1,911 Bill Brown, 1962-74 (ru-1,627, re-284)
1,865 Chuck Foreman, 1973-79 (ru-1,529, re-336)
1,589 Robert Smith, 1993-00 (ru-1,411, re-178)

Season

357 Ted Brown, 1981 (ru-274, re-83)
353 Chuck Foreman, 1975 (ru-280, re-73)
345 Chester Taylor, 2006 (ru-303, re-42)

Season, Rookie

257 Adrian Peterson, 2007 (ru-238, re-19)
219 Chuck Foreman, 1973 (ru-182, re-37)
218 Alfred Anderson, 1984 (ru-201, re-17)

Game

39 Ted Brown, vs. T.B., 11/8/81 (ru-31, re-8)
37 Chuck Foreman, vs. S.D., 11/23/75 (ru-33, re-4)
35 Chuck Foreman, vs. NYJ, 10/12/75 (ru-25, re-9)
35 Scottie Graham, vs. K.C., 12/26/93 (ru-33, re-2)



Sammy White holds the team record with 210 receiving yards in a game.

Consecutive Attempts Without Fumble

532 Robert Smith, 9/8/96-10/25/98
399 Ted Brown, 10/18/81-9/8/83

YARDS

Career
12,407 Chris Carter, 1990-01 (ru-24, re-12,383)
9,301 Randy Moss, 1999-04 (ru-159, re-9,142)
8,936 Chuck Foreman, 1973-79 (ru-5,879, re-3,057)
8,934 Bill Brown, 1962-74 (ru-5,757, re-3,177)

Season

1,889 Robert Smith, 2000 (ru-1,521, re-348)
1,761 Chuck Foreman, 1975 (ru-1,070, re-691)
1,757 Ted Brown, 1981 (ru-1,063, re-694)

Season, Rookie

1,609 Adrian Peterson, 2007 (ru-1,341, re-268)
1,317 Randy Moss, 1998 (re-1,313, ru-4)
1,163 Chuck Foreman, 1973 (ru-801, re-362)

Game

315 Adrian Peterson, vs. S.D., 11/4/07 (ru-296, re-19)
265 Chuck Foreman, @ Phil., 10/24/76 (ru-200, re-65)
256 Darin Nelson, vs. G.B., 11/13/83 (ru-119, re-137)

PUNTING**PUNTS****Career**

721 Greg Coleman, 1978-87
386 Mitch Berger, 1996-01
308 Harry Newsome, 1990-93

Season

93 Chris Kluwe, 2006
91 Greg Coleman, 1983
90 Greg Coleman, 1979
90 Harry Newsome, 1993

Season, Rookie

73 Neil Clabo, 1975
71 Chris Kluwe, 2005
63 Mike Mercer, 1961

Game

12 Greg Coleman, @ G.B., 11/21/82
11 Bucky Scribner, @ Clev., 12/17/89
10 Neil Clabo, @ Det., 9/28/76
10 Greg Coleman, vs. Bul., 12/9/79
10 Mike Saxon, vs. G.B., 10/20/94
10 Chris Kluwe, @ G.B., 12/21/06

Game, Opponent

12 Tom Blanchard, @ N.O., 11/16/75
11 King Hill, @ St. L., 10/19/69

Longest Punt

84 Harry Newsome, @ Pitt., 12/20/82
77 Mike Mercer, @ G.B., 9/16/62

Longest Punt, Opponent

82 Tommy Davis, @ S.F., 9/30/62
75 Boyd Dowler, vs. G.B., 10/22/61

AVERAGE GROSS YARDS**Career (200 punts)**

43.8 Harry Newsome, 1990-93 (308-13,501)
43.6 Chris Kluwe, 2005-07 (245-10,685)
43.5 Mitch Berger, 1996-01 (386-16,795)

Season (Qualifiers)

46.4 Bobby Walden, 1964 (72-3,341)
45.5 Harry Newsome, 1991 (68-3,095)
45.4 Mitch Berger, 1999 (61-2,769)

Season, Rookie

44.1 Chris Kluwe, 2005 (71-3,130)
41.1 Neil Clabo, 1975 (73-2,997)
39.1 Eddie Johnson, 2003 (56-2,191)
39.0 Mike Mercer, 1961 (63-2,458)
39.0 John McCormick, 1962 (46-1,795)

Game (4 punts)

57.5 Chris Kluwe, @ Det., 9/16/07 (4-230)
55.8 Mitch Berger, vs. Cin., 11/15/98 (4-223)
54.3 Chris Kluwe, vs. T.B., 9/11/05 (4-217)

Game, Opponent (4 punts)

54.9 Mike Scafres, vs. S.D., 11/4/07
54.8 Tom Rouen, @ Den., 10/31/99
53.3 Mast McBriar, @ Dal., 10/21/07

AVERAGE NET YARDS**Career (200 punts)**

38.2 Bobby Walden, 1964-67 (258-9,856)

36.1 Chris Kluwe, 2005-07 (245-8,850)
35.3 Harry Newsome, 1990-92 (308-10,879)

Season

41.8 Bobby Walden, 1964 (72-3,010)
38.8 Bobby Walden, 1967 (75-2,910)
38.4 Mitch Berger, 1999 (61-2,343)

Game (4 punts)

48.2 Mitch Berger, vs. Cin., 11/15/98 (4-193)
47.8 Greg Coleman, vs. Pitt., 9/21/86 (4-191)
46.4 Greg Coleman, vs. N.O., 11/24/85 (5-232)

Game, Opponent (4 punts)

48.0 Billy Van Heusen, @ Den., 10/15/72 (5-240)

HAD BLOCKED**Career**

3 Greg Coleman, 1978-87
2 Many Players

Season

2 Mike Mercer, 1961
2 Neil Clabo, 1975
2 Mike Wood, 1978
2 Bucky Scribner, 1988
2 Mitch Berger, 1996

Most Consecutive Punts, None Blocked

565 Greg Coleman, 1979-87

INSIDE 20**Career**

154 Greg Coleman, 1978-87
109 Mitch Berger, 1996-01
80 Harry Newsome, 1990-93

Season

34 Chris Kluwe, 2007
28 Greg Coleman, 1983
28 Mike Saxon, 1994
28 Chris Kluwe, 2006
26 Bobby Walden, 1964
26 Mitch Berger, 1996

Game

5 Fred Cox, vs. LA Rams, 11/3/63
5 Mike Saxon, vs. N.O., 11/6/94
5 Mitch Berger, @ Chi., 9/15/96
5 Mitch Berger, @ Ind., 12/24/00
5 Chris Kluwe, vs. Atl., 9/9/07

Fewest Touchbacks in a Season**(Minimum 30 punts)**

1 King Hill, 1968
2 John McCormick, 1962
2 Bobby Walden, 1967
2 Greg Coleman, 1984

PUNT RETURNS**Most Seasons Leading Team**

5 Charlie West, 1968-72
5 Leo Lewis, 1987-91
5 David Palmer, 1994-98

Most Consecutive Seasons**Leading Team**

5 Charlie West, 1968-72
5 Leo Lewis, 1987-91
5 David Palmer, 1994-98

RETURNS**Career**

194 Leo Lewis, 1981-91
162 David Palmer, 1994-00
123 Charlie West, 1968-73

Season

58 Leo Lewis, 1988
48 Kevin Miller, 1978
47 Manfred Moore, 1977

Season, Rookie

48 Kevin Miller, 1978
35 Keenan Howry, 2003
30 Leonard Willis, 1976
30 David Palmer, 1994

Game

8 Kevin Miller, @ LA Rams, 12/2/79
7 Manfred Moore, vs. G.B., 10/2/77
7 Kevin Miller, vs. Bul., 12/9/79
7 Nate Jacquet, vs. Chi., 11/25/01

Game, Opponent

7 Johnnie Gray, @ G.B., 11/21/76
7 Robbie Martin, vs. Det., 10/21/84
7 Evan Cooper, @ Phil., 12/1/85
7 Charles Woodson, @ G.B., 12/21/06

FAIR CATCHES**Career**

96 David Palmer, 1994-00

91 Leo Lewis, 1981-91
75 Bobby Bryant, 1967-80

Season

27 Leo Lewis, 1989
20 David Palmer, 1996
19 Charlie West, 1969
19 Leo Lewis, 1988
19 David Palmer, 1997

Game

5 Billy Butler, vs. Balt., 11/17/63
5 Anthony Carter, vs. T.B., 9/30/90

Game, Opponent

4 Carl Lockhart, @ NYG, 10/31/71
4 Terry Obee, @ Chi., 10/25/93
4 Winslow Oliver, vs. Car., 10/8/96
4 Jimmy Williams, @ Sea., 10/22/06

YARDS GAINED**Career**

1,812 Leo Lewis, 1981-91
1,610 David Palmer, 1994-00
820 Charlie West, 1968-73

Season

550 Leo Lewis, 1988
446 Leo Lewis, 1989
444 David Palmer, 1997

Season, Rookie

247 Keenan Howry, 2003
239 Kevin Miller, 1978
212 Eric Guilford, 1993

Game

107 Charlie West, vs. Wash., 11/3/68
101 Leo Lewis, vs. T.B., 10/1/89
98 Leo Lewis, vs. Atl., 11/22/87
98 Leo Lewis, vs. Chi., 12/19/88

Game, Opponent

131 Dexter Carter, @ S.F., 10/3/93
109 Karl Williams, vs. T.B., 12/15/96
108 Devin Hester, @ Chi., 10/14/07

Longest Punt Return

98 Charlie West, vs. Wash., 11/3/68 (td)
91 Nate Burleson, @ Ind., 11/8/04 (td)
81 Hugh McElhenny, @ Chi., 12/17/61 (td)
81 Bob Grim, vs. NYG, 11/5/67
78 Leo Lewis, vs. Atl., 11/22/87 (td)
76 Ed Sharrockman, vs. LA Rams, 10/16/66
74 David Palmer, @ Det., 11/23/95 (td)
71 Mewelde Moore, @ NYG, 11/13/05 (td)
71 Mewelde Moore, vs. N.E., 10/30/06 (td)
Longest Punt Return, Opponent (All TDs)
89 Devin Hester, @ Chi., 10/14/07
87 Eddie Payton, @ Det., 12/17/77
78 Dexter Carter, @ S.F., 12/18/95

AVERAGE YARDAGE**Career (50 returns)**

10.4 Mewelde Moore, 2004-07 (74-768)
9.9 David Palmer, 1994-00 (162-1,610)
9.3 Leo Lewis, 1981-91 (194-1,812)

Season (Qualifiers)

13.2 David Palmer, 1995 (26-342)
13.1 David Palmer, 1997 (34-444)
12.5 Leo Lewis, 1987 (22-275)

Season, Rookie (Qualifiers)

10.4 Tommy Mason, 1961 (14-146)
10.0 Charlie West, 1968 (20-201)
7.9 Nick Davis, 2002 (24-190)

Game (3 returns)

35.6 Charlie West, vs. Wash., 11/3/68 (3-107)
29.0 Mewelde Moore, @ NYG, 11/13/05 (3-87)

26.0 Troy Walters, vs. Det., 11/30/00 (3-78)

Game, Opponent (3 returns)

35.0 Eddie Payton, @ Det., 12/17/77 (3-105)

TOUCHDOWNS**Career**

2 David Palmer, 1994-00
2 Mewelde Moore, 2004-07
1 Billy Butler, 1962-64
1 Leo Lewis, 1981-91
1 Hugh McElhenny, 1961-62
1 Charlie West, 1968-73
1 Randy Moss, 1998-04
1 Nate Burleson, 2003-05

Season

1 Hugh McElhenny, 1961
1 Billy Butler, 1963
1 Charlie West, 1968
1 Leo Lewis, 1987
1 David Palmer, 1995

- 1 David Palmer, 1996
- 1 Randy Moss, 1999
- 1 Nate Burleson, 2004
- 1 Mewelde Moore, 2005
- 1 Mewelde Moore, 2006

Game

- 1 Hugh McElhenry, @ Chi., 12/17/61
- 1 Billy Butler, vs. S.F., 9/29/63
- 1 Charlie West, vs. Wash., 11/3/68
- 1 Leo Lewis, vs. Atl., 11/22/87
- 1 David Palmer, @ Det., 11/23/95
- 1 David Palmer, @ NYG, 9/29/96
- 1 Randy Moss, @ K.C., 12/12/99
- 1 Nate Burleson, @ Ind., 11/8/04
- 1 Mewelde Moore, @ NYG, 11/13/05
- 1 Mewelde Moore, vs. N.E., 10/30/06

KICKOFF RETURNS

Most Seasons Leading Team

- 5 Darrin Nelson, 1983-84, '89, '91-92
- 4 Qadry Ismail, 1993-96

Most Consecutive Seasons Leading

- 4 Qadry Ismail, 1993-96
- 3 Billy Butler, 1962-64
- 3 Brent McClanahan, 1973-75

RETURNS

Career

- 159 Darrin Nelson, 1982-89, 1991-92
- 147 Qadry Ismail, 1993-96
- 145 David Palmer, 1994-00

Season

- 53 Eddie Payton, 1980
- 53 George "Buster" Rhymes, 1985
- 50 David Palmer, 1998

Season, Rookie

- 53 Buster Rhymes, 1985
- 42 Qadry Ismail, 1993
- 40 Kevin Miller, 1978

Game

- 9 Nate Jacquet, @ Phi., 11/11/01
- 8 Qadry Ismail, @ Det., 11/23/95
- 8 Troy Walters, vs. G.B., 12/17/00
- 8 Troy Walters, vs. N.O., 10/7/01
- 8 Nate Jacquet, vs. Jack, 12/23/01
- 8 Bethel Johnson, vs. StL., 12/31/06

Game, Opponent

- 8 Vernon Turner, @ T.B., 10/30/94
- 8 Tyrone Hughes, @ N.O., 11/19/95
- 8 Roell Preston, @ G.B., 10/5/98
- 8 Corey Harris, @ Balt., 12/13/98
- 8 Charlie Rogers, vs. Buf., 9/15/02
- 8 Ahmad Bradshaw, @ NYG, 11/25/07

YARDS

Career

- 3,619 Darrin Nelson, 1982-89, 1991-92
- 3,274 David Palmer, 1994-00
- 3,273 Qadry Ismail, 1993-96

Season

- 1,345 Buster Rhymes, 1985
- 1,221 Koren Robinson, 2005
- 1,184 Eddie Payton, 1980

Season, Rookie

- 1,345 Buster Rhymes, 1985
- 902 Qadry Ismail, 1993
- 856 Kevin Miller, 1978

Game

- 237 Nate Jacquet, @ Phi., 11/11/01
- 225 Bethel Johnson, vs. StL., 12/31/06
- 216 Robert Smith, @ Det., 12/17/94

Game, Opponent

- 256 Roell Preston, @ G.B., 10/5/98
- 243 Corey Harris, @ Balt., 12/13/98
- 242 Vernon Turner, @ T.B., 10/30/94

Longest Kickoff Return

- 104 Aundrae Allison, vs. Det., 12/2/07 (td)
- 101 Lance Rentzel, vs. Balt., 11/14/65 (td)
- 99 Eddie Payton, vs. Oak, 9/14/61 (td)
- 96 Clinton Jones, vs. NYG 11/5/67 (td)
- 93 Herschel Walker, @ Phi., 11/19/89 (td)
- 92 Dave Osborn, @ LA Rams, 10/3/85
- 88 Buster Rhymes, vs. Phi., 12/22/85
- 88 David Palmer, @ Balt., 12/13/98 (td)
- 86 Koren Robinson, @ NYG, 11/13/05 (td)
- 85 Moe Williams, @ NYG, 12/26/99 (td)

Longest Kickoff Return, Opponent (All TDs)

- 103 Abe Woodson, @ S.F., 9/29/63
- 101 Don McCall, @ Pitt., 11/23/69
- 101 Dave Hampton, @ G.B., 10/4/70
- 101 Roell Preston, @ G.B., 10/5/98

AVERAGE YARDAGE

Career (75 returns)

- 25.5 Charlie West, 1968-73 (78-1,991)
- 24.8 Clinton Jones, 1967-72 (89-2,209)

- 22.8 Darrin Nelson, 1982-89, 1991-92 (159-3,619)

Season (Qualifiers)

- 28.7 Aundrae Allison, 2007 (20-574)
- 26.3 John Gilliam, 1972 (14-369)
- 26.2 Lance Rentzel, 1965 (23-602)

Season, Rookie (Qualifiers)

- 28.7 Aundrae Allison, 2007 (20-574)
- 26.2 Lance Rentzel, 1965 (23-602)
- 26.1 Charlie West, 1968 (22-576)

Game (3 returns)

- 48.0 Aundrae Allison, vs. Det., 12/2/07 (3-144)
- 44.0 Jimmy Edwards, @ T.B., 11/25/79 (3-132)
- 42.8 Eddie Payton, vs. Oak, 9/14/61 (4-171)

Game, Opponent (3 returns)

- 57.0 Tyrone Hughes, vs. N.O., 11/28/93 (3-171)
- 45.8 Michael Lewis, @ N.O., 12/15/02 (4-183)

TOUCHDOWNS

Career

- 1 11 times, last by Aundrae Allison, 2007

Season

- 1 11 times, last by Aundrae Allison, 2007

Game

- 1 11 times, last by Aundrae Allison, vs. Det. 12/2/07

Game, Opponent

- 1 Many times, last by J.J. Arrington, vs. Ari., 11/26/06

COMBINED KICK RETURNS

MOST RETURNS

Career

- 307 David Palmer, 1994-00 (p-162, k-145)
- 202 Leo Lewis, 1981-91 (p-194, k-8)
- 201 Charlie West, 1968-73 (p-123, k-78)

Season

- 88 Kevin Miller, 1978 (p-48, k-40)
- 87 Eddie Payton, 1980 (p-34, k-53)
- 78 David Palmer, 1998 (p-28, k-50)

Game

- 11 David Palmer, vs. G.B., 12/1/97 (p-5, k-6)
- 10 Darrin Nelson, vs. Chi., 11/25/84 (p-3, k-7)

Game, Opponent

- 10 Tyrone Hughes, vs. Chi., 11/9/97 (p-5, k-5)

YARDS GAINED

Career

- 4,884 David Palmer, 1994-00, (p-1,610, k-3,274)

Season

- 3,932 Darrin Nelson, 1982-89, 1991-92 (p-313, k-3,619)

Season

- 3,273 Qadry Ismail, 1993-96 (k-3,273)
- 1,465 David Palmer, 1998 (p-289, k-1,176)
- 1,435 Eddie Payton, 1980 (p-251, k-1,184)
- 1,345 Buster Rhymes, 1985 (p-0, k-1,345)

Game

- 237 Nate Jacquet, @ Phi., 11/11/01 (p-0, k-237)



Orlando Thomas set a Vikings rookie record with 9 interceptions in 1995.

- 225 Bethel Johnson, vs. StL., 12/31/06 (p-0, k-225)

- 217 Jimmy Edwards, vs. Chi., 10/21/79 (p-46, k-171)

Game, Opponent

- 289 Eddie Payton, @ Det., 12/17/77 (p-105, k-184)

TOUCHDOWNS

Career

- 3 David Palmer, 1994-00 (p-2, k-1)

Season

- 1 Many times, last by Aundrae Allison, 2007 (k-1)

Game

- 1 Many times, last by Aundrae Allison, vs. Det., 12/2/07

Game, Opponent

- 2 Eddie Payton, @ Det., 12/17/77 (p-1,k-1)

COMBINED NET YARDS

Rushing, receiving, interception yards, kick-off returns, punt returns and fumble returns

Most Seasons Leading Team

- 6 Chuck Foreman, 1973-78
- 4 Bill Brown, 1964-66, 1968

Consecutive Seasons Leading Team

- 6 Chuck Foreman, 1973-78
- 3 Many times, last by Qadry Ismail, 1993-95

ATTEMPTS

Career

- 1,931 Bill Brown, 1962-74
- 1,867 Chuck Foreman, 1973-79
- 1,609 Robert Smith, 1993-00

Season

- 357 Ted Brown, 1981
- 354 Chuck Foreman, 1975
- 345 Chester Taylor, 2006

Game

- 39 Ted Brown vs. T., 11/8/81 (ru-31, re-6)
- 37 Chuck Foreman vs. San Diego, 11/23/75 (ru-33, re-4)
- 35 Chuck Foreman vs. NY Jets, 10/12/75 (ru-25, re-9, rl-1)
- 35 Scottie Graham, vs. K.C., 12/26/93 (ru-33, re-2)
- 35 Michael Bennett, vs. Chi. 10/27/02 (ru-29, re-6)

YARDS

Career

- 12,410 Cris Carter, 1990-01
- 10,365 Darrin Nelson, 1982-89, 1991-92
- 9,496 Randy Moss, 1998-04

Season

- 2,051 Herschel Walker, 1990 (ru-770, re-315, rt-966)
- 2,021 Adrian Peterson, 1975 (ru-1,341, rt-412, re-268)

- 1,869 Robert Smith, 2000 (ru-1,521, re-348)

Season, Rookie

- 2,021 Adrian Peterson, 2007 (ru-1,341, rt-412, re-268)

- 1,514 Alfred Anderson, 1984 (ru-773, rt-639, re-102)

- 1,469 Buster Rhymes, 1985 (rt-1,345, re-124)

Game

- 361 Adrian Peterson, at Chicago, 10/14/07 (ru-224, rt-128, re-9)
- 315 Adrian Peterson, vs. San Diego, 11/4/07 (ru-296, re-19)

- 278 Darrin Nelson, vs. Green Bay, 11/13/83 (ru-119, re-137, rt-22)

INTERCEPTIONS BY

Most Seasons Leading Team

- 4 Ed Sharockman, 1962-63, 1965, 1970
- 4 Bobby Bryant, 1966, 1972, 1977-78
- 4 Joey Browner, 1987, 1989-91

Most Consecutive Seasons Leading Team

- 3 Joey Browner, 1989-91
- 3 Darren Sharper, 2005-07

Career

- 53 Paul Krause, 1968-79
- 51 Bobby Bryant, 1967-80
- 40 Ed Sharockman, 1962-72

Season

- 10 Paul Krause, 1975
- 9 Orlando Thomas, 1995

- 9 Brian Russell, 2003
- 9 Darren Sharper, 2005
- 8 Bobby Bryant, 1969
- 8 Issiac Holt, 1986
- 8 Carl Lee, 1988
- 8 Audrey McMillian, 1992
- 8 Corey Chavous, 2003

Season, Rookie

- 9 Orlando Thomas, 1995
- 6 George Rose, 1964
- 5 Rip Hawkins, 1961

Game

- 3 Many times, last time by Darren Sharper, @ NYG, 11/13/05

Game, Opponent

- 3 Many times, last time by Deltha O'Neal, @ Cin., 9/18/05

Consecutive Games With Interception

- 6 Paul Krause, 1968
- 6 Brian Russell, 2003
- 4 Issiac Holt, 1986
- 4 Carl Lee, 1988
- 4 Orlando Thomas, 1995

YARDS

Career

- 852 Paul Krause, 1968-79
- 804 Ed Sharrockman, 1962-72
- 749 Bobby Bryant, 1967-80

Season

- 276 Darren Sharper, 2005
- 242 Jimmy Hitchcock, 1998
- 236 Charlie West, 1971

Season, Rookie

- 135 Dewayne Washington, 1994
- 108 Orlando Thomas, 1995
- 85 Tim Newton, 1985

Game

- 123 Darren Sharper, @ NYG, 11/13/05
- 112 Dwight Smith, @ NYG, 11/25/07
- 97 Reggie Rutland, vs. LA Rams, 12/15/91

Game, Opponent

- 151 Tommy Myers, @ N.O., 9/3/78
- 116 Marcus Turner, @ NY Jets, 11/20/94

Longest Returns

- 97 Reggie Rutland, vs. LA Rams, 12/15/91 (td)
- 94 Walker Lee Ashley, vs. Chi., 12/19/86 (td)

- 93 Dwight Smith, @ NYG, 11/25/07 (td)
- 92 Darren Sharper, @ NYG, 11/13/05 (td)
- 90 Issiac Holt, vs. Det., 10/8/89 (td)
- 89 Charlie West, @ Chi., 12/19/71
- 88 Darren Sharper, @ T.B., 9/11/05 (td)
- 84 Jack Del Rio, @ Chi., 12/19/92 (td)
- 81 Dewayne Washington, @ Chi., 9/18/94 (td)

Longest Return, Opponent (All TDs)

- 100 Barry Wilburn, vs. Wash., 12/28/67
- 97 Tommy Myers, @ N.O., 9/3/78

TOUCHDOWNS

Career

- 3 Rip Hawkins, 1961-65
- 3 Ed Sharrockman, 1962-72
- 3 Bobby Bryant, 1967-80
- 3 Joey Browner, 1983-91
- 3 Audrey McMillian, 1989-93
- 3 Dewayne Washington, 1994-97
- 3 Jimmy Hitchcock, 1998-99
- 3 Darren Sharper, 2005-07

Season

- 3 Jimmy Hitchcock, 1998
- 2 Rip Hawkins, 1964
- 2 Carl Lee, 1988
- 2 Audrey McMillian, 1992
- 2 Anthony Parker, 1994
- 2 Dewayne Washington, 1994
- 2 Darren Sharper, 2005
- 2 Kevin Williams, 2007

FUMBLE

OPPONENTS' FUMBLES RECOVERED

Career

- 29 Jim Marshall, 1961-79
- 23 Carl Eller, 1964-78
- 19 Matt Blair, 1974-85
- 18 Alan Page, 1967-78

Season

- 9 Don Hultz, 1963



Jeff Siemon ranks 3rd in team history with 1,382 tackles and started 149 games in his career.

- 7 Alan Page, 1970
- 6 Fred McNeil, 1978

Game

- 3 Joey Browner, vs. S.F., 9/8/85
- 2 Many times, last by E.J. Henderson, @ S.F., 12/9/07

Longest Fumble Returns (All TDs)

- 94 Dwayne Rudd, vs. Chi., 12/6/98
- 88 Ed Sharrockman, @ Det., 12/9/62
- 77 Kevin Williams, vs. Jack., 11/28/04
- 70 Paul Krause, @ Det., 12/14/75
- 65 Alan Page, @ Chi., 10/11/70
- 65 Willie Teal, @ Phil., 12/1/85

Longest Fumble Returns, Opponents (All TDs)

- 99 Adrian Wilson, vs. Ari., 11/26/06
- 90 Aeneas Williams, @ St. L., 11/30/03
- 80 Bobby Jackson, vs. NY Jets, 12/26/62

OPPONENTS' FUMBLES RETURNED FOR TOUCHDOWNS

Career

- 2 Roy Winston, 1962-76
- 2 Paul Krause, 1968-79
- 2 Charlie Johnson, 1982-84
- 2 Chris Martin, 1983-88
- 2 Henry Thomas, 1987-92
- 2 Anthony Parker, 1992-94
- 2 Orlando Thomas, 1995-01
- 2 Dwayne Rudd, 1997-00
- 2 Kevin Williams, 2003-07

Season

- 2 Dwayne Rudd, 1998

SACKS

Most Seasons Leading Team

- 9 John Randle, 1991, 1993-00
- 6 Jim Marshall, 1961-66
- 6 Alan Page, 1967-68, 1971, 1975-77
- 6 Chris Doleman, 1987-90, 1992-93

Most Consecutive Seasons Leading Team

- 8 John Randle, 1993-00
- 6 Jim Marshall, 1961-66
- 4 Doug Martin, 1980-83
- 4 Chris Doleman, 1987-90

TOTAL SACKS

Career

- 130 Carl Eller, 1964-78
- 127 Jim Marshall, 1961-79
- 114 John Randle, 1990-00

Season

- 21 Chris Doleman, 1989
- 18 Alan Page, 1976
- 18 Keith Millard, 1989

Season, Rookie

- 11.0 Keith Millard, 1985
- 10.5 Kevin Williams, 2003
- 8.5 Alan Page, 1967

Game

- 5 Randy Holloway, vs. Atl., 9/16/84
- 4 Many times, last by Chris Doleman, vs. Cin., 12/25/69

Game, Rookie

- 3.0 Kevin Williams, @ Ari., 12/28/03
- 2.5 Gerald Robinson, vs. Chi., 10/19/86

Game, Opponent

- 4 Many times, last by Peter Boulware, @ Balt., 1/7/02

TACKLES

COMBINED TACKLES (DEFENSE & SPECIAL TEAMS TACKLES)

Career

- 1,981 Scott Studwell, 1977-90
- 1,452 Matt Blair, 1974-85
- 1,382 Jeff Siemon, 1972-82

DEFENSIVE TACKLES

Career

- 1,928 Scott Studwell, 1977-90
- 1,404 Matt Blair, 1974-85
- 1,375 Jeff Siemon, 1972-82

Season

- 230 Scott Studwell, 1981
- 229 Jeff Siemon, 1978
- 220 Matt Blair, 1981

Game

- 24 Scott Studwell, @ Det., 11/17/85
- 21 Scott Studwell, @ Pitt., 9/24/89
- 21 Ed McDaniel, @ G.B., 9/14/94

SOLO COMBINED TACKLES

Career

- 1,308 Scott Studwell, 1977-90
- 1,008 Jeff Siemon, 1972-82
- 986 Matt Blair, 1974-85

Season

- 170 Jeff Siemon, 1978
- 156 Scott Studwell, 1981
- 153 Scott Studwell, 1980

Game

- 18 Rip Hawkins, vs. Det., 11/18/62
- 18 Rip Hawkins, vs. S.F., 12/2/62
- 17 Rip Hawkins, vs. Balt., 11/12/61

ASSISTED COMBINED TACKLES

Career

- 673 Scott Studwell, 1977-90
- 466 Matt Blair, 1974-85
- 386 Fred McNeil, 1974-85

Season

- 97 Scott Studwell, 1985
- 88 Mike Merrifield, 1991
- 83 Scott Studwell, 1983

Game

- 13 Wally Hilgenberg, @ Chi., 10/23/72
- 13 Scott Studwell, vs. T.B., 9/30/90

SPECIAL TEAMS TACKLES

Career

- 147 Chris Walsh, 1994-02
- 140 Harold Morrow, 1996-02
- 120 Walker Lee Ashley, 1983-88
- 113 Keith Nord, 1979-85

Season

- 38 Joey Browner, 1989
- 35 Nate Allen, 1977
- 32 Harold Morrow, 1997
- 32 Heath Farwell, 2007

Game

- 7 Heath Farwell, @ NYG, 11/25/07
- 6 Wymon Henderson, vs. Det., 11/6/88

BLOCKED KICKS

Career

- 20 Matt Blair, 1974-85
- 16 Alan Page, 1967-78
- 10 Tim Irwin, 1961-93
- 9 Carl Eller, 1964-78

Season

- 5 Alan Page, 1976
- 5 Matt Blair, 1979

Game

- 2 Alan Page, vs. Pitt., 10/4/76
- 2 Matt Blair, vs. Dal., 10/7/79
- 2 Matt Blair, @ G.B., 11/11/79
- 2 Matt Blair, vs. Oak., 9/14/81
- 2 Tim Irwin, @ Atl., 12/15/85
- 2 Neil Elshire, @ Wash., 11/2/86
- 2 Tim Irwin, @ Den., 11/14/93

Game, Opponent

- 1 Many times, last time by Chris Canty, @ Dal., 10/21/07

VIKINGS BIG DAYS

RUSHING

296	Adrian Peterson vs. S.D., 11/4/07 (30 att.)
224	Adrian Peterson @ Chi., 10/14/07 (20 att.)
200	Chuck Foreman @ Phil., 10/24/76 (28 att.)
179	Ted Brown @ G.B., 10/23/83 (29 att.)
179	Robert Smith @ St. Louis, 9/13/88 (23 att.)
172	Terry Allen @ Pitt., 12/20/92 (33 att.)
170	Robert Smith @ Chi., 10/15/00 (15 att.)
169	Robert Smith @ Buf., 8/31/97 (16 att.)
169	Chester Taylor @ Sea., 10/22/06 (24 att.)
167	Michael Bennett vs. NYG, 11/10/02 (15 att.)
166	Scottie Graham vs. K.C., 12/26/93 (33 att.)
164	Chester Taylor vs. Oak., 11/18/07 (22 att.)
160	Robert Smith vs. Ind., 12/21/97 (17 att.)
159	Terry Allen @ Chi., 9/18/94 (22 att.)
156	Chuck Foreman @ Det., 12/18/77 (33 att.)
145	Dave Osborn vs. G.B., 12/3/67 (21 att.)
155	Clinton Jones vs. Atl., 11/28/71 (22 att.)
150	Chuck Foreman vs. Chi., 10/16/77 (26 att.)
148	Chuck Foreman vs. Pitt., 10/4/76 (27 att.)
148	Herschel Walker vs. G.B., 10/15/89 (18 att.)
148	Robert Smith @ Dal., 11/23/00 (21 att.)
148	Antonio Smith @ Chi., 12/14/03 (27 att.)
146	Tommy Mason vs. Balt., 11/17/63 (12 att.)
146	Darrin Nelson vs. G.B., 11/10/85 (21 att.)
146	Robert Smith @ NYG, 12/26/99 (16 att.)
146	Antonio Smith vs. K.C., 12/20/03 (21 att.)
143	Tommy Mason @ Balt., 12/16/62 (20 att.)
140	Terry Allen @ G.B., 9/6/92 (12 att.)
139	Dave Osborn vs. Chi., 12/5/70 (29 att.)
139	Scottie Graham @ G.B., 12/19/93 (30 att.)
138	Tommy Mason @ Det., 10/3/62 (16 att.)
138	Bill Brown @ Cle., 10/31/65 (26 att.)
138	Mewelde Moore vs. Tenn., 10/24/04 (20 att.)
137	Tommy Mason vs. N.O., 11/18/98 (20 att.)
137	Robert Smith vs. N.O., 11/28/90 (27 att.)
137	Chester Taylor vs. Ari., 11/26/06 (27 att.)
134	Robert Smith vs. Det., 10/25/86 (19 att.)
134	Robert Smith @ Det., 10/1/00 (16 att.)
133	Chuck Foreman vs. Cin., 11/13/77 (23 att.)
132	Robert Smith @ T.B., 10/13/96 (18 att.)
132	Robert Smith @ G.B., 9/21/97 (28 att.)
130	Michael Bennett vs. G.B., 11/17/02 (19 att.)
127	Ted Brown vs. T.B., 11/8/81 (31 att.)
127	Chuck Foreman vs. S.D., 11/23/75 (33 att.)
127	Terry Allen vs. T.B., 11/3/91 (14 att.)
126	Herschel Walker @ T.B., 12/8/91 (16 att.)
125	Herschel Walker @ Phil., 9/8/91 (25 att.)
125	Robert Smith vs. Phil., 9/28/97 (22 att.)
125	Artoese Pinner @ Det., 12/10/06 (29 att.)
124	Tommy Mason vs. Pitt., 10/18/64 (20 att.)
124	Oscar Reed vs. La., 11/12/72 (25 att.)
123	Raymond Hayes vs. LA Rams, 12/3/61 (18 att.)
123	Chester Taylor vs. Det., 10/8/06 (26 att.)
122	Chuck Foreman @ N.O., 9/3/78 (18 att.)
122	Darrin Nelson vs. Det., 11/3/85 (25 att.)
122	Robert Smith @ G.B., 11/9/00 (24 att.)
122	Mewelde Moore @ G.B., 11/21/05 (22 att.)
121	Mel Triplett @ Chi., 12/17/61 (15 att.)
120	Alfred Anderson @ Det., 9/23/84 (19 att.)
120	Robert Smith vs. Car., 10/12/97 (23 att.)
120	Michael Bennett @ G.B., 12/8/02 (19 att.)
119	Darrin Nelson @ G.B., 11/13/83 (19 att.)
118	Dave Osborn @ Chi., 12/18/66 (15 att.)
118	Darrin Nelson vs. Cle., 10/26/86 (22 att.)
118	Darrin Nelson @ Dal., 11/26/87 (16 att.)
118	Robert Smith @ K.C., 12/12/99 (21 att.)
117	Bill Brown vs. Chi., 10/16/65 (15 att.)
117	Chuck Foreman @ N.O., 11/18/75 (24 att.)
117	Robert Smith vs. Ariz., 11/12/00 (20 att.)
116	Chuck Foreman vs. Chi., 9/23/73 (16 att.)
116	Adrian Peterson vs. Det., 12/2/07 (15 att.)
115	Bill Brown @ Dal., 9/25/66 (20 att.)
115	Dave Osborn vs. NYG, 11/5/67 (16 att.)
115	Robert Smith vs. Det., 10/31/93 (23 att.)
115	Robert Smith @ Pitt., 9/24/95 (15 att.)
115	Scottie Graham @ Cin., 12/24/95 (25 att.)
115	Robert Smith vs. Det., 11/30/00 (17 att.)
114	Chuck Foreman @ Det., 10/7/73 (16 att.)
114	Michael Bennett @ T.B., 11/3/02 (10 att.)
113	Ted Brown @ Chi., 9/21/80 (22 att.)
113	Terry Allen vs. Ma., 9/25/94 (15 att.)
113	Terry Allen @ T.B., 10/30/94 (17 att.)



The Vikings were 16-1 when Chuck Foreman ran for 100 yards.

113	Robert Smith vs. Det., 9/1/86 (22 att.)
113	Michael Bennett vs. Tenn., 12/9/01 (16 att.)
113	Chester Taylor vs. Car., 9/17/06 (24 att.)
112	Adrian Peterson vs. G.B., 9/30/07 (12 att.)
111	Robert Smith vs. Det., 9/10/95 (20 att.)
109	Bill Brown vs. Chi., 9/29/68 (12 att.)
109	Ted Brown @ G.B., 9/27/81 (21 att.)
109	Robert Smith vs. Chi., 9/3/00 (14 att.)
109	Mewelde Moore @ N.O., 10/17/04 (15 att.)
108	Ted Brown @ Atl., 11/23/81 (16 att.)
108	Leroy Hoard vs. Oak., 11/17/86 (20 att.)
108	Moe Williams vs. Chi., 9/14/03 (21 att.)
107	Chuck Foreman vs. Det., 10/19/75 (22 att.)
107	Robert Smith vs. Chi., 10/10/99 (12 att.)
106	Bill Brown @ Balt., 11/16/64 (14 att.)
106	Dave Osborn @ Chi., 10/12/69 (15 att.)
106	Michael Bennett vs. Chi., 10/27/02 (29 att.)
106	Michael Bennett vs. Det., 11/6/05 (18 att.)
105	Alfred Anderson @ Phil., 9/9/84 (20 att.)
104	Leroy Hoard vs. S.F., 10/24/99 (17 att.)
104	Tony Galbreath @ Chi., 10/9/83 (16 att.)
104	Robert Smith vs. S.D., 11/28/99 (20 att.)
104	Michael Bennett @ G.B., 12/30/01 (25 att.)
103	Bill Brown vs. Balt., 9/13/64 (20 att.)
103	Bill Brown @ NYG, 12/6/84 (18 att.)
103	Dave Osborn @ Atl., 10/29/67 (19 att.)
103	Darrin Nelson vs. T.B., 11/15/87 (17 att.)
103	Herschel Walker vs. Den., 9/29/91 (12 att.)
103	Robert Smith vs. Wash., 10/18/86 (24 att.)
103	Robert Smith vs. Car., 11/19/00 (23 att.)
103	Michael Bennett vs. Sea., 12/7/03 (25 att.)
103	Adrian Peterson vs. Atl., 9/9/07 (19 att.)
102	Chuck Foreman @ Chi., 10/27/75 (26 att.)
102	Chuck Foreman vs. Atl., 11/9/75 (26 att.)
102	Robert Smith vs. Car., 10/6/96 (27 att.)
102	Moe Williams vs. Buf., 9/15/02 (17 att.)
102	Adrian Peterson @ K.C., 9/23/07 (25 att.)
101	Tommy Mason @ G.B., 12/5/65 (21 att.)
101	Clinton Jones vs. Atl., 9/14/68 (17 att.)
101	Bill Brown vs. Det., 11/11/73 (19 att.)
101	Chuck Foreman @ G.B., 11/21/77 (26 att.)
101	Chuck Foreman @ Dal., 10/26/78 (22 att.)
101	Leroy Hoard vs. T.B., 12/15/96 (20 att.)
101	Robert Smith vs. Det., 12/14/97 (20 att.)
101	Mewelde Moore vs. N.O., 9/25/05 (23 att.)
101	Robert Smith vs. Jax., 12/20/98 (19 att.)
101	Chester Taylor @ S.F., 12/8/07 (8 att.)
100	Chuck Foreman vs. G.B., 12/8/73 (19 att.)
100	Chuck Foreman vs. Sea., 11/14/76 (17 att.)
100	Ted Brown vs. Dal., 1/3/63 (29 att.)
100	Terry Allen vs. G.B., 12/27/92 (20 att.)

Career 100-Yard Rushing Games

No.	Player	W-L
29	...Robert Smith	22-7
17	...Chuck Foreman	16-1
9	...Michael Bennett	5-4
8	...Bill Brown	4-4
7	...Terry Allen	7-0
7	...Tommy Mason	2-4
6	...Dave Osborn	3-3
6	...Ted Brown	5-1
6	...Darrin Nelson	3-3
6	...Chester Taylor	6-0
6	...Adrian Peterson	4-2

4	...Herschel Walker	3-1
4	...Mewelde Moore	4-0
3	...Scottie Graham	2-1
3	...Leroy Hoard	3-0
2	...Clinton Jones	2-0
2	...Alfred Anderson	1-1
2	...Moe Williams	1-1
2	...Antonio Smith	1-1
1	...Ray Hayes	1-0
1	...Mel Triplett	0-1
1	...Oscar Reed	1-0
1	...Tony Galbreath	1-0
1	...Artoese Pinner	1-0

PASSING

490	Tommy Kramer @ Wash., 11/2/86 (20 of 35)
456	Tommy Kramer vs. Cle., 12/14/80 (38 of 49)
449	Joe Kapp vs. Balt., 9/28/69 (28 of 43)
444	Tommy Kramer @ S.D., 10/11/81 (27 of 43)
442	Randal Cunningham @ G.B., 10/5/98 (20 of 32)
436	Tommy Kramer vs. Chi., 9/19/85 (28 of 55)
425	Daunte Culpepper @ N.O., 10/17/04 (26 of 37)
420	Warren Moon vs. N.O., 11/6/94 (33 of 57)
407	Fran Tarkenton @ S.F., 10/24/65 (21 of 34)
404	Daunte Culpepper @ Det., 12/19/04 (25 of 35)
400	Warren Moon vs. NY Jets, 11/20/94 (33 of 50)
396	Daunte Culpepper @ Oak., 11/16/03 (27 of 49)
396	Daunte Culpepper @ Hou., 10/10/04 (36 of 50)
395	Tommy Kramer vs. Atl., 9/7/80 (30 of 42)
391	Wade Wilson vs. Det., 11/6/88 (26 of 35)
386	Tommy Kramer @ T.B., 10/7/84 (27 of 47)
384	Warren Moon @ Det., 11/23/95 (30 of 47)
384	Tommy Kramer vs. G.B., 11/29/81 (38 of 55)
374	Wade Wilson @ T.B., 12/16/90 (24 of 39)
374	Jeff George @ Chi., 11/14/99 (25 of 44)
370	Daunte Culpepper @ S.D., 11/8/03 (32 of 44)
366	Sean Salisbury @ Den., 11/14/93 (19 of 37)
364	Randal Cunningham vs. Oak., 9/19/99 (23 of 39)
363	Jeff George vs. S.D., 11/28/99 (28 of 43)
363	Daunte Culpepper @ G.B., 11/14/04 (27 of 44)
361	Steve Dils @ T.B., 9/5/81 (37 of 62)
361	Wade Wilson vs. N.O., 12/1/86 (24 of 39)
360	Daunte Culpepper vs. Chi., 9/25/04 (19 of 30)
359	Randal Cunningham @ Dal., 11/23/98 (17 of 35)
357	Daunte Culpepper vs. Car., 11/19/00 (22 of 29)
355	Warren Moon @ An., 10/2/94 (29 of 47)
355	Daunte Culpepper vs. Ma., 9/10/00 (23 of 37)
349	Warren Moon @ N.E., 11/13/94 (26 of 42)
348	Randal Cunningham vs. Chi., 12/5/96 (21 of 31)
348	Todd Bouman vs. Tenn., 12/21/81 (21 of 31)
347	Fran Tarkenton @ Wash., 11/30/75 (27 of 37)
347	Fran Tarkenton vs. Det., 11/7/76 (17 of 25)
347	Sean Salisbury @ S.D., 11/7/93 (29 of 47)
345	Randal Cunningham @ Balt., 12/13/96 (22 of 55)
343	Tommy Kramer @ S.L., 10/25/81 (25 of 55)
343	Daunte Culpepper @ Phi., 9/20/04 (37 of 47)
342	Tommy Kramer vs. Chi., 11/28/82 (26 of 35)
342	Warren Moon @ Ariz., 11/12/95 (24 of 43)
338	Wade Wilson vs. T.B., 11/30/85 (22 of 33)
338	Warren Moon vs. N.O., 11/19/95 (25 of 32)
335	Wade Wilson @ T.B., 10/23/86 (22 of 30)
335	Daunte Culpepper vs. G.B., 12/17/00 (23 of 38)
334	Brad Johnson vs. T.B., 9/14/97 (29 of 44)
334	Tommy Kramer vs. Det., 9/20/81 (25 of 42)
332	Warren Moon @ T.B., 10/15/95 (33 of 48)
332	Daunte Culpepper @ N.O., 10/7/01 (23 of 34)
330	Tommy Kramer @ Atl., 11/23/81 (24 of 47)
330	Daunte Culpepper @ S.L., 11/30/03 (33 of 47)
328	Tommy Kramer vs. NYJ, 12/26/82 (32 of 56)
327	Fran Tarkenton vs. LA Rams, 10/16/66 (21 of 31)
326	Warren Moon vs. Ma., 9/25/94 (26 of 37)
324	Tommy Kramer vs. T.B., 11/16/80 (24 of 37)
322	Tommy Kramer @ S.F., 10/12/86 (26 of 41)
322	Daunte Culpepper vs. T.B., 9/30/01 (30 of 44)
321	Tommy Kramer vs. Phi., 12/22/85 (21 of 36)
319	Fran Tarkenton vs. LA Rams, 11/19/72 (14 of 28)
318	Rich Gannon @ Cin., 9/27/92 (25 of 32)
317	Fran Tarkenton vs. N.O., 12/1/74 (20 of 29)
317	Rich Gannon @ N.E., 10/20/91 (35 of 63)
316	Fran Tarkenton @ Oak., 12/17/78 (23 of 38)
316	Brad Johnson vs. N.O., 11/8/98 (28 of 34)
315	Tommy Kramer @ Atl., 12/15/85 (22 of 43)
314	Steve Dils @ S.L., 10/30/83 (27 of 38)

313	Daunte Culpepper @ TB, 10/29/00 (29 of 53)
312	Brad Johnson @ NYJ, 11/23/97 (24 of 35)
312	Daunte Culpepper @ N.O., 12/15/02 (26 of 36)
312	Daunte Culpepper @ Det., 12/29/02 (21 of 29)
311	Fran Tarkenton vs. Chi., 9/20/64 (22 of 34)
311	Tommy Kramer vs. S.D., 10/20/85 (31 of 46)
309	Tommy Kramer vs. TB, 12/8/85 (21 of 36)
309	Wade Wilson @ G.B., 11/26/89 (23 of 38)
309	Randall Cunningham vs. Chi., 10/10/99 (25 of 47)
308	Tommy Kramer @ N.E., 12/16/79 (35 of 61)
307	Fran Tarkenton @ N.O., 11/16/75 (25 of 39)
306	Warren Moon vs. Chi., 12/1/84 (27 of 48)
306	Steve Dils vs. G.B., 11/13/83 (21 of 37)
302	Wade Wilson vs. Cinn., 12/25/89 (19 of 25)
302	Daunte Culpepper vs. Aiz., 11/10/00 (26 of 32)
300	Daunte Culpepper vs. N.O., 9/25/05 (21 of 29)

Career 300-Yard Passing Games

No.	Player	W-L
19	Tommy Kramer	9-10
19	Daunte Culpepper	11-8
10	Warren Moon	5-5
9	Fran Tarkenton	6-3
7	Wade Wilson	5-2
6	Randall Cunningham	4-2
3	Steve Dils	0-3
3	Brad Johnson	1-2
2	Rich Gannon	1-1
2	Sean Salisbury	1-1
2	Jeff George	2-0
1	Joe Kapp	1-0
1	Todd Bouman	1-0

RECEIVING

210	Sammy White vs. Det., 11/7/76 (7 rec.)
204	Randy Moss @ Chi., 11/14/99 (12 rec.)
202	Paul Flatley @ S.F., 10/24/95 (7 rec.)
190	Randy Moss @ G.B., 10/5/98 (5 rec.)
188	Anthony Carter vs. Det., 11/6/88 (8 rec.)
184	Anthony Carter @ Dal., 11/26/87 (8 rec.)
179	Steve Jordan @ Wash., 11/2/86 (6 rec.)
177	Sammy White vs. Chi., 11/28/82 (10 rec.)
174	Paul Flatley vs. Det., 11/24/83 (6 rec.)
172	Gene Washington vs. Balt., 9/28/69 (6 rec.)
172	Randy Moss vs. S.F., 9/28/03 (8 rec.)
171	Randy Moss vs. NYG, 11/19/01 (10 rec.)
168	Cris Carter vs. Mia., 9/10/00 (9 rec.)
168	Randy Moss @ Det., 10/1/00 (7 rec.)
167	Cris Carter @ Ari., 10/2/94 (14 rec.)
164	Anthony Carter vs. S.D., 11/7/93 (10 rec.)
163	Randy Moss @ Dal., 11/26/98 (3 rec.)
162	Hassan Jones @ T.B., 12/16/90 (7 rec.)
160	Ahmad Rashad vs. Atl., 9/7/80 (11 rec.)
160	Randy Moss @ St. L., 11/30/03 (10 rec.)
159	Leo Lewis @ Wash., 11/2/86 (3 rec.)
158	Randy Moss vs. Tenn., 12/9/01 (7 rec.)
157	Cris Carter @ Ari., 11/12/95 (12 rec.)
157	Jake Reed vs. N.O., 11/6/94 (8 rec.)
156	Paul Flatley vs. Balt., 11/17/83 (7 rec.)
155	Randy Moss vs. Det., 1/2/00 (5 rec.)
153	Jake Reed vs. Chi., 10/28/96 (11 rec.)
153	Randy Moss vs. G.B., 11/22/98 (8 rec.)
152	Gene Washington @ NYG, 9/21/69 (7 rec.)
151	Ahmad Rashad vs. S.F., 9/27/79 (7 rec.)
151	Ahmad Rashad @ Atl., 11/23/81 (9 rec.)
151	Cris Carter @ Phil., 10/15/90 (6 rec.)
151	Cris Carter vs. N.O., 11/6/94 (12 rec.)
151	Randy Moss vs. Den., 10/19/03 (10 rec.)
150	Jake Reed @ NY Jets, 11/23/97 (8 rec.)
150	Randy Moss @ G.B., 9/7/03 (9 rec.)
150	Marcus Robinson @ Hou., 10/10/04 (9 rec.)
149	Jake Reed @ Det., 11/23/95 (6 rec.)
148	Jake Reed @ Atl., 9/8/96 (4 rec.)
148	Karen Robinson @ Det., 12/4/05 (4 rec.)
146	Anthony Carter vs. Den., 11/4/90 (5 rec.)
144	Anthony Carter @ Atl., 12/15/85 (7 rec.)
144	James Brim vs. G.B., 10/4/87 (6 rec.)
144	Cris Carter @ Den., 10/31/89 (8 rec.)
144	Randy Moss @ Dal., 11/23/01 (11 rec.)
144	Randy Moss @ Pitt., 12/2/01 (8 rec.)
144	Randy Moss @ Det., 12/16/01 (7 rec.)
142	Jim Phillips vs. LA, 10/16/65 (6 rec.)
142	Ahmad Rashad vs. Cle., 12/14/80 (9 rec.)
142	Sammy White @ Buff., 9/16/82 (9 rec.)
142	Qadry Ismail vs. N.O., 11/19/95 (5 rec.)

142	Cris Carter @ Sea., 11/10/96 (7 rec.)
141	Anthony Carter @ G.B., 10/28/90 (9 rec.)
141	Cris Carter @ Chi., 11/14/99 (9 rec.)
141	Nate Burleson @ G.B., 11/14/04 (11 rec.)
140	Ted Brown vs. Det., 11/9/80 (9 rec.)
140	Sammy White vs. Oak., 9/14/81 (7 rec.)
140	Hassan Jones vs. Pitt., 9/21/86 (6 rec.)
139	John Gilliam vs. Chi., 11/25/73 (5 rec.)
139	John Gilliam @ N.O., 11/16/75 (6 rec.)
139	Sammy White vs. LA Rams, 9/19/76 (9 rec.)
139	Ahmad Rashad @ Det., 12/18/77 (8 rec.)
138	Cris Carter vs. Car., 11/19/00 (8 rec.)
137	Ray Poage vs. S.F., 9/29/63 (4 rec.)
137	John Henderson @ Bos., 12/13/70 (8 rec.)
137	Darin Nelson vs. Atl., 11/13/83 (7 rec.)
137	Cris Carter vs. N.O., 11/19/95 (12 rec.)
136	Jim Lash vs. G.B., 11/17/74 (6 rec.)
136	Ahmad Rashad vs. G.B., 9/23/79 (9 rec.)
136	Cris Carter vs. T.B., 12/3/95 (6 rec.)
136	Cris Carter vs. S.D., 11/28/99 (11 rec.)
136	Randy Moss vs. G.B., 12/17/00 (4 rec.)
135	Cris Carter @ Dall., 11/26/98 (7 rec.)
134	Rickey Young @ N.O., 9/3/78 (12 rec.)
134	Cris Carter @ Den., 11/14/93 (6 rec.)
134	Jake Reed @ Oak., 11/17/96 (4 rec.)
134	Jake Reed vs. Phil., 9/28/97 (6 rec.)
134	Randy Moss vs. Atl., 12/1/02 (9 rec.)
134	Nate Burleson @ N.O., 10/17/04 (5 rec.)
134	Nate Burleson @ Det., 12/19/04 (5 rec.)
133	Paul Flatley vs. G.B., 11/21/85 (6 rec.)
133	Gene Washington @ Chi., 10/27/68 (6 rec.)
133	Randy Moss vs. Sea., 12/7/03 (8 rec.)
132	Mike Jones @ LA Raiders, 10/14/84 (5 rec.)
132	Anthony Carter vs. Phil., 12/22/85 (6 rec.)
132	Hassan Jones @ Dall., 11/13/88 (3 rec.)
131	Chuck Foreman @ Dall., 10/6/74 (5 rec.)
131	Sammy White vs. Dall., 10/7/79 (7 rec.)
131	Jake Reed vs. T.B., 9/14/97 (6 rec.)
131	Randy Moss vs. G.B., 12/20/99 (5 rec.)
131	Cris Carter @ NYG, 12/26/99 (5 rec.)
130	Charley Ferguson @ Chi., 11/11/82 (3 rec.)
130	Leo Lewis vs. Wash., 11/29/84 (7 rec.)
130	Randy Moss @ G.B., 11/6/00 (6 rec.)
129	John Henderson @ Atl., 12/20/70 (7 rec.)
129	John Gilliam vs. Det., 11/11/73 (5 rec.)
129	Jake Reed vs. G.B., 9/22/96 (7 rec.)
128	Bill Brown @ Chi., 12/13/64 (3 rec.)
127	Cris Carter vs. LA Raiders, 12/22/80 (8 rec.)
127	Jake Reed vs. Mia., 9/25/94 (9 rec.)
127	Randy Moss vs. S.D., 11/28/99 (7 rec.)
126	Bob Grim @ Det., 9/20/71 (7 rec.)
126	Moe Williams @ S.D., 11/9/03 (11 rec.)
125	Randy Moss @ Det., 10/17/99 (10 rec.)
125	Randy Moss vs. NYG, 10/26/03 (7 rec.)
124	Anthony Carter @ Phil., 12/1/85 (5 rec.)
124	Cris Carter @ Cinn., 9/27/82 (11 rec.)
124	Cris Carter vs. Chi., 12/1/94 (9 rec.)
124	Cris Carter vs. Cleve., 12/9/95 (8 rec.)
123	Gordon Smith @ S.F., 11/26/61 (3 rec.)
123	Anthony Carter @ T.B., 10/23/88 (6 rec.)
123	Anthony Carter vs. Hou., 9/10/89 (7 rec.)
122	Gene Washington @ Chi., 10/11/70 (8 rec.)
122	Randy Moss vs. Chi., 10/19/90 (8 rec.)
121	Ahmad Rashad vs. S.F., 12/4/77 (7 rec.)
121	Jake Reed vs. NYJ, 11/20/94 (5 rec.)
121	Cris Carter @ Buff., 8/31/97 (8 rec.)
120	Sammy White @ Mia., 12/11/76 (9 rec.)
120	Sammy White vs. T.B., 11/16/80 (6 rec.)
120	Terry LeCount @ S.D., 10/11/81 (6 rec.)
120	Sammy White @ StL Cards, 10/25/81 (7 rec.)
120	Randy Moss vs. T.B., 10/3/99 (4 rec.)
120	Randy Moss @ S.D., 11/9/03 (11 rec.)
119	Tommy Mason vs. LA Rams, 11/25/62 (5 rec.)
119	Gene Washington vs. Cle., 11/9/69 (7 rec.)
119	Jake Reed @ G.B., 9/21/97 (9 rec.)
119	Cris Carter @ G.B., 10/5/98 (6 rec.)
119	Cris Carter vs. Ariz., 11/12/00 (11 rec.)
119	Randy Moss vs. Chi., 10/27/02 (9 rec.)
119	Randy Moss vs. Chi., 9/26/04 (7 rec.)
118	Hugh McElherney vs. G.B., 10/14/62 (5 rec.)
118	Paul Flatley vs. Chi., 10/2/66 (5 rec.)
118	Sam McCullum @ K.C., 12/14/74 (6 rec.)
118	Chuck Foreman vs. NYG, 10/17/76 (6 rec.)
118	Anthony Carter vs. Cinn., 12/25/89 (7 rec.)
118	Cris Carter vs. Phoe Cards, 10/13/91 (6 rec.)

118	Jake Reed @ Chi., 9/7/97 (12 rec.)
118	Randy Moss vs. T.B., 10/9/00 (5 rec.)
117	John Gilliam vs. N.E., 10/27/74 (5 rec.)
117	Ahmad Rashad vs. T.B., 10/28/79 (7 rec.)
117	Anthony Carter @ LA Rams, 9/20/87 (4 rec.)
117	Jake Reed @ T.B., 11/1/96 (6 rec.)
117	Qadry Ismail @ NYG, 10/10/94 (7 rec.)
116	Bill Brown @ LA Rams, 11/19/72 (5 rec.)
116	John Gilliam vs. Phil., 10/21/73 (6 rec.)
116	Rickey Young vs. N.E., 12/16/79 (15 rec.)
116	Cris Carter vs. N.E., 11/2/97 (8 rec.)
116	Cris Carter vs. Dall., 11/8/99 (9 rec.)
115	Ahmad Rashad @ Oak., 12/17/78 (5 rec.)
115	Ted Brown vs. Det., 9/20/81 (9 rec.)
115	Joe Senser vs. NYJ, 12/26/82 (10 rec.)
115	Cris Carter vs. Hou. Oilers, 10/8/95 (12 rec.)
115	Cris Carter @ T.B., 10/29/00 (7 rec.)
115	Randy Moss vs. G.B., 11/17/02 (6 rec.)
115	Kelly Campbell @ Oak., 11/16/03 (4 rec.)
114	Cris Carter @ N.E., 10/20/91 (10 rec.)
113	Tommy Mason vs. Phil., 10/28/62 (4 rec.)
113	Anthony Carter vs. Phil., 9/25/88 (6 rec.)
113	Cris Carter @ Wash., 12/31/83 (7 rec.)
113	Randy Moss @ N.O., 12/15/02 (11 rec.)
112	Jerry Reichow vs. LA Rams, 12/3/61 (6 rec.)
112	Jim Lash vs. N.O., 12/1/74 (3 rec.)
112	Sammy White @ Chi., 12/6/81 (8 rec.)
112	Steve Jordan vs. G.B., 9/28/86 (5 rec.)
112	Cris Carter vs. G.B., 12/21/91 (7 rec.)
111	John Gilliam vs. N.O., 11/5/72 (4 rec.)
111	John Gilliam vs. Chi., 12/3/72 (5 rec.)
111	Anthony Carter @ Det., 11/9/86 (5 rec.)
111	Cris Carter vs. Det., 11/24/91 (7 rec.)
111	Anthony Carter @ Den., 11/14/93 (4 rec.)
111	Cris Carter @ Buff., 12/11/94 (9 rec.)
111	Jake Reed @ Cinn., 12/24/95 (5 rec.)
111	Cris Carter @ Chi., 10/15/00 (7 rec.)
111	Cris Carter vs. Det., 10/14/01 (5 rec.)
111	Randy Moss vs. Buff., 9/15/02 (11 rec.)
111	Randy Moss vs. K.C., 12/20/03 (7 rec.)
110	Tony Galbreath vs. Atl., 11/6/83 (11 rec.)
110	Mike Jones @ T.B., 10/7/84 (6 rec.)
110	Terry Allen @ LA Rams, 11/29/92 (10 rec.)
110	Randy Moss vs. Buff., 10/22/00 (5 rec.)
110	Randy Moss vs. Mia., 12/21/02 (7 rec.)
110	Nate Burleson vs. G.B., 12/24/04 (2 rec.)
109	Bill Brown vs. St. L., 10/8/67 (3 rec.)
109	John Gilliam @ Det., 9/24/72 (4 rec.)
109	John Gilliam vs. Phil., 12/1/74 (5 rec.)
109	Ahmad Rashad vs. Chi., 10/10/76 (7 rec.)
109	Ted Brown @ S.D., 10/11/81 (5 rec.)
109	Anthony Carter vs. Det., 10/15/92 (5 rec.)
109	Cris Carter vs. Wash., 10/18/98 (5 rec.)
109	Randy Moss @ Det., 12/29/02 (6 rec.)
108	Jake Reed @ G.B., 9/26/99 (6 rec.)
107	Paul Flatley @ G.B., 11/10/83 (3 rec.)
107	John Gilliam @ S.F., 10/14/73 (5 rec.)
107	Ahmad Rashad vs. Phil., 12/3/78 (9 rec.)
107	Terry LeCount vs. S.F., 9/8/83 (5 rec.)
107	Sammy White vs. Dall., 10/2/83 (3 rec.)
107	Jake Reed vs. Dall., 9/17/85 (7 rec.)
107	Cris Carter @ Chi., 9/7/97 (9 rec.)
107	Cris Carter vs. Buff., 10/22/00 (7 rec.)
106	Charley Ferguson @ Pitt., 11/3/62 (4 rec.)
106	Ray Poage vs. G.B., 10/13/63 (3 rec.)
106	John Gilliam @ G.B., 10/29/72 (5 rec.)
106	Chuck Foreman @ N.O., 9/12/76 (7 rec.)
106	Hassan Jones vs. G.B., 9/28/86 (6 rec.)
106	Anthony Carter vs. Chi., 12/6/87 (3 rec.)
106	Anthony Carter @ T.B., 12/16/90 (8 rec.)
106	Cris Carter @ G.B., 12/19/93 (6 rec.)
106	Randy Moss vs. Chi., 12/6/98 (6 rec.)
106	Randy Moss vs. Car., 11/19/00 (5 rec.)
105	Paul Flatley vs. LA Rams, 11/7/65 (5 rec.)
105	John Gilliam @ LA Rams, 11/19/72 (4 rec.)
105	Chuck Foreman vs. NYJ, 10/12/75 (9 rec.)
105	Cris Carter @ NYJ, 11/23/97 (6 rec.)
104	Sammy White vs. Det., 10/9/77 (4 rec.)
104	Mike Jones vs. T.B., 12/8/85 (4 rec.)
104	Anthony Carter @ T.B., 11/21/93 (9 rec.)
104	Randy Moss vs. Ariz., 11/12/00 (7 rec.)
104	Onterio Smith vs. Chi., 9/26/04 (6 rec.)
104	Randy Moss vs. Seattle, 12/12/04 (4 rec.)
103	Jerry Reichow vs. Chi., 9/17/61 (3 rec.)
103	Tom Hall @ G.B., 10/4/64 (7 rec.)

103	Ahmad Rashad @ S.F., 11/19/76 (6 rec.)
103	Anthony Carter @ G.B., 11/26/89 (6 rec.)
103	Hassan Jones vs. N.O., 9/16/90 (4 rec.)
102	John Gilliam vs. Hou., 10/13/74 (2 rec.)
102	Ahmad Rashad @ LA Rams, 12/2/79 (6 rec.)
102	Anthony Carter vs. Chi., 9/19/85 (4 rec.)
102	Anthony Carter @ Det., 11/17/85 (6 rec.)
102	Randy Moss @ Det., 12/19/04 (4 rec.)
102	Troy Williamson vs. Car., 9/17/06 (6 rec.)
101	Gene Washington @ Bos., 12/13/70 (7 rec.)
101	Bob Grim @ G.B., 10/17/71 (7 rec.)
101	Joe Senser vs. T.B., 11/8/81 (8 rec.)
101	Leo Lewis @ Det., 9/23/84 (5 rec.)
101	Hassan Jones vs. T.B., 9/30/90 (5 rec.)
101	Adrian Cooper vs. NYJ, 11/20/94 (7 rec.)
101	Qadry Ismail vs. T.B., 11/27/84 (6 rec.)
100	Sammy White @ Det., 9/30/79 (6 rec.)
100	Joe Senser @ S.D., 10/11/81 (7 rec.)
100	Joe Senser @ St. Cards, 10/25/81 (5 rec.)
100	Hassan Jones vs. N.O., 12/21/86 (5 rec.)
100	Cris Carter vs. NYJ, 11/20/94 (9 rec.)
100	Jake Reed vs. Oak., 9/19/99 (5 rec.)

Career 100-Yard Receiving Games

No.	Player	W-L
41	Randy Moss	29-12
40	Cris Carter	30-10
22	Anthony Carter	12-10
18	Jake Reed	7-11
13	John Gilliam	12-1
13	Sammy White	6-6
13	Ahmad Rashad	8-5
7	Paul Flatley	3-4
7	Hassan Jones	5-2
6	Gene Washington	4-2
4	Chuck Foreman	4-0
4	Joe Senser	2-2
4	Nate Burleson	2-2
3	Qadry Ismail	2-1
3	Bill Brown	2-1
3	Ted Brown	3-0
3	Leo Lewis	1-2
3	Mike Jones	2-1
2	Jerry Reichow	2-0
2	Tommy Mason	1-1
2	Charley Ferguson	0-2
2	Ray Poage	1-1
2	John Henderson	2-0
2	Bob Grim	2-0
2	Jim Lash	2-0
2	Rickey Young	0-2
2	Terry LeCount	1-1
2	Steve Jordan	1-1
1	Gordie Smith	0-1
1	Hugh McElhenny	0-1
1	Tom Hall	1-0
1	Jim Phillips	1-0
1	Sam McCullum	1-0
1	Terry Allen	1-0
1	Tony Galbreath	0-1
1	Darrin Nelson	0-1
1	James Brim	0-1
1	Adrian Cooper	0-1
1	Moe Williams	0-1
1	Kelly Campbell	0-1
1	Marcus Robinson	1-0
1	Oterrio Smith	1-0
1	Koren Robinson	1-0
1	Troy Williamson	1-0

VIKINGS ALL-TIME SCORING

PLAYER	YRS	TDR	TDP	TDR%	FGM/FGA	1PT	2PT	SAF	POINTS
					(type of return)				
Fred Cox, K, 1963-77	15	0	0	0	282/455	519/539	0	0	1,365
Cris Carter, WR, 1990-2001	12	0	110	0	133/171	199/201	5	0	670
Fuad Reveziz, K, 1990-95	6	0	0	0	133/171	199/201	0	0	598
Randy Moss, WR, 1998-2004	7	0	90	1	(1 PR)	3	0	0	552
Gary Anderson, K, 1998-2002	5	0	0	0	109/129	215/217	0	0	542
Bill Brown, RB, 1962-74	13	52	23	1	(1 KO)	0	0	0	456
Chuck Foreman, RB, 1973-79	7	52	23	0	0	0	0	0	450
Rick Danmeier, K, 1978-83	6	0	0	0	70/106	154/167	0	0	364
Anthony Carter, WR, 1985-93	9	2	52	0	0	0	0	0	324
Ted Brown, RB, 1979-86	8	40	13	0	0	0	0	0	318
Sammy White, WR, 1976-86	11	0	50	0	0	0	0	0	300
Chuck Nelson, K, 1986-88	3	0	0	0	55/77	128/133	0	0	293
Tommy Mason, RB, 1961-66	6	28	11	0	0	0	0	0	234
Robert Smith, RB, 1993-2000	8	32	6	0	0	0	1	0	230
Dave Osborn, RB, 1965-75	11	29	7	0	0	0	0	0	216
Ahmad Rashad, WR, 1976-82	7	0	34	0	0	0	0	0	204
Jake Reed, WR, 1991-99, 2001	10	0	33	0	0	0	1	0	200
Ryan Longwell, K, 2006-07	2	0	0	0	41/49	66/68	0	0	189
Daunte Culpepper, QB, 1999-2005	7	29	0	0	0	0	4	0	182
Jan Stenerud, K, 1984-85	2	0	0	0	35/49	71/74	0	0	176
Steve Jordan, TE, 1982-94	13	1	28	0	0	0	0	0	174
John Gilliam, WR, 1972-75	4	1	27	0	0	0	0	0	168
Alfred Anderson, RB, 1984-91	8	22	5	0	0	0	0	0	162
Leroy Hoard, RB, 1996-99	4	26	1	0	0	0	0	0	162
Terry Allen, RB, 1990-94	5	23	3	0	0	0	0	0	158
Moe Williams, RB, 1996-2000, 02-05	9	21	4	1	(1 KO)	0	1	0	158
Herschel Walker, RB, 1989-91	3	20	5	1	(1 KO)	0	0	0	156
Rickey Young, RB, 1978-83	6	10	14	0	0	0	0	0	144
Hassan Jones, WR, 1986-92	7	0	24	0	0	0	0	0	144
Gene Washington, WR, 1967-72	6	0	23	0	0	0	0	0	138
Darrin Nelson, RB, 1982-89, 91-92	10	18	5	0	0	0	0	0	138
Fran Tarkenton, QB, 1961-66, 72-78	13	22	0	0	0	0	0	0	132
Clinton Jones, RB, 1967-72	6	19	0	1	(1 KO)	0	0	0	120
Rich Karris, K, 1989	1	0	0	0	31/39	27/28	0	0	120
Jerry Reichow, WR, 1961-64	4	0	19	0	0	0	0	0	114
Allen Rice, RB, 1984-90	7	13	6	0	0	0	0	0	114
Stu Voigt, TE, 1970-80	11	1	17	0	0	0	0	0	108
Benny Ricardo, K, 1983-84	2	0	0	0	25/33	33/34	0	0	108
Paul Edinger, K, 2005	1	0	0	0	25/34	31/31	0	0	106
Marcus Robinson, WR, 2004-06	3	0	17	1	0	0	1	0	104
Paul Flatley, WR, 1963-67	5	0	17	0	0	0	0	0	102
Leo Lewis, WR, 1981-91	11	0	16	1	(1 PR)	0	0	0	102
Michael Bennett, RB, 2001-2005	5	12	5	0	0	0	0	0	102
Aaron Elling, K, 2003-04	2	0	0	0	18/25	48/48	0	0	102
Morten Andersen, K, 2004	1	0	0	0	18/22	45/45	0	0	99
Joe Senser, TE, 1979-84	6	0	16	0	0	0	0	0	96
Scott Sisson, K, 1996	1	0	0	0	22/29	30/30	0	0	96
Nate Burleson, WR, 2003-05	3	0	12	1	(1 PR)	0	1	0	80
Gordon Smith, TE, 1961-65	5	0	13	0	0	0	0	0	78
John Beasley, TE, 1967-73	7	0	12	1	(1 FR)	0	0	0	78
Rick Fenney, RB, 1987-91	5	11	2	0	0	0	0	0	78

PLAYER	YRS	TDR	TDP	TDR	FGM/FGA (type of return)	1PT	2PT	SAF	POINTS
Chester Taylor, RB, 2006-07	2	13	0	0	0	0	0	0	.78
Adrian Peterson, RB, 2007	1	12	1	0	0	0	0	0	.78
Qadry Ismail, WR, 1993-96	4	0	12	0	0	0	0	0	.72
Mike Mercer, K, 1961-62	2	0	0	0	9/26	39/40	0	0	.66
Jim Lindsey, RB, 1966-72	7	6	4	1	(1 FR)	0	0	0	.66
Oscar Reed, RB, 1968-74	7	8	3	0	0	0	0	0	.66
Ed Mariano, RB, 1972-75	4	4	7	0	0	0	0	0	.66
Jim Christopherson, K, 1962	1	0	0	0	11/20	28/28	0	0	.61
Donald Igwebuike, K, 1990	1	0	0	0	14/16	19/19	0	0	.61
Brent McClanahan, RB, 1973-80	8	6	4	0	0	0	0	0	.60
Eddie Murray, K, 1997	1	0	0	0	12/17	23/24	0	0	.59
Ontario Smith, RB, 2003-04	2	7	2	0	0	0	2	0	.58
Bob Grim, WR, 1967-71, 76-77	7	0	9	0	0	0	0	0	.54
John Henderson, WR, 1968-72	5	0	9	0	0	0	0	0	.54
Tommy Kramer, QB, 1977-89	13	8	1	0	0	0	0	0	.54
Wade Wilson, CB, 1981-91	11	9	0	0	0	0	0	0	.54
Tony Galbreath, RB, 1981-83	3	7	2	0	0	0	0	0	.54
D.J. Dozier, RB, 1987-91	5	7	2	0	0	0	0	0	.54
Andrew Glover, TE, 1997-99	3	0	9	0	0	0	0	0	.54
Hal Bedsole, TE, 1964-66	3	0	8	0	0	0	0	0	.48
Robert Miller, RB, 1975-80	6	7	1	0	0	0	0	0	.48
Kelly Campbell, WR, 2002-04	3	0	8	0	0	0	0	0	.48
Hugh McElhenry, RB, 1961-62	2	3	3	1	(1 PR)	0	0	0	.42
Tom Hall, WR, 1964-66, 68-69	5	0	7	0	0	0	0	0	.42
Jim Phillips, WR, 1965-67	3	0	7	0	0	0	0	0	.42
Terry LeCount, WR, 1979-83	5	0	7	0	0	0	0	0	.42
Bob Bruer, TE, 1980-84	5	0	7	0	0	0	0	0	.42
Scottie Graham, RB, 1993-96	4	7	0	0	0	0	0	0	.42
Amp Lee, RB, 1994-96	3	2	5	0	0	0	0	0	.42
Jim Kleinsasser, FB/TE, 1999-2007	9	1	6	0	0	0	0	0	.42
Travis Taylor, WR, 2005-06	2	0	7	0	0	0	0	0	.42
Charley Ferguson, WR, 1962	1	0	6	0	0	0	0	0	.36
Ed Sharockman, S, 1962-72	11	0	0	6	(3 INT, 2 BP, 1 FR)	0	0	0	.36
Roger Craig, RB, 1992-93	2	5	1	0	0	0	0	0	.36
Meweilde Moore, RB, 2004-07	4	1	3	1	(2 PR)	0	0	0	.36
Jermaine Wiggins, TE, 2004-06	3	0	6	0	0	0	0	0	.36
Charles Evans, RB, 1993-98	6	4	1	0	0	1	0	0	.32
Greg Davis, K, 1997	1	0	0	0	7/10	10/10	0	0	.31
Joe Kapp, QB, 1967-69	3	5	0	0	0	0	0	0	.30
Sam McCullum, WR, 1974-75, 82-83	4	0	5	0	0	0	0	0	.30
Bob Tucker, TE, 1977-80	4	0	5	0	0	0	0	0	.30
Mike Mularkey, TE, 1983-88	6	0	5	0	0	0	0	0	.30
Mike A. Jones, WR, 1983-85	3	0	5	0	0	0	0	0	.30
Jim Gustafson, WR, 1985-90	6	0	5	0	0	0	0	0	.30
David Palmer, RB, 1994-2000	7	1	1	3	(2 PR, 1 KO)	0	0	0	.30
D'Wayne Bates, WR, 2002-2003	2	0	5	0	0	0	0	0	.30
Ciatrix Fason, RB, 2005-06	2	5	0	0	0	0	0	0	.30
Andrew Jordan, TE, 1994-97, 99-01	7	0	4	0	0	0	2	0	.28
Tarvaris Jackson, QB, 2006-07	2	4	0	0	0	0	2	0	.28
Chris Walsh, WR, 1994-2002	9	0	4	0	0	1	0	0	.26
Mel Triplett, RB, 1961-62	2	3	1	0	0	0	0	0	.24
Tom Wilson, RB, 1963	1	4	0	0	0	0	0	0	.24
Preston Carpenter, WR, 1966	1	0	4	0	0	0	0	0	.24
Bobby Bryant, CB, 1968-80	13	0	0	4	(3 INT, 1 FR)	0	0	0	.24
Paul Krause, S, 1968-79	12	0	0	4	(2 INT, 2 FR)	0	0	0	.24
Jim Lash, WR, 1973-76	4	0	3	1	(1 FR)	0	0	0	.24
Joey Browner, S, 1983-91	9	0	0	4	(3 INT, 1 FR)	0	0	0	.24
Anthony Parker, CB, 1992-94	3	0	0	4	(2 FR, 2 INT)	0	0	0	.24
Dewayne Washington, CB, 1994-97	4	0	0	4	(3 INT, 1 FR)	0	0	0	.24
Orlando Thomas, S, 1995-2001	7	0	0	4	(2 FR, 2 INT)	0	0	0	.24
Matthew Halchette, WR, 1997-2000	4	0	4	0	0	0	0	0	.24
Kevin Williams, DT, 2003-07	5	0	0	4	(2 FR, 2 INT)	0	0	0	.24
Sidney Rice, WR, 2007	1	0	4	0	0	0	0	0	.24
TEAM, 1961-2007	47	0	0	0	0	0	11	0	.22
Brad Johnson, QB, 1992-98, 2005-06	9	2	1	0	0	2	0	0	.22
Roy Winston, LB, 1962-76	15	0	0	3	(2 FR, 1 INT)	0	0	1	.20
Mike Merriweather, LB, 1989-92	4	0	0	3	(2 INT, 1 FR)	0	0	1	.20
Doug Brien, K, 2002	1	0	0	0	5/6	5/7	0	0	.20
Rip Hawkins, LB, 1961-65	5	0	0	3	(3 INT)	0	0	0	.18
Carl Hilton, TE, 1986-89	4	0	3	0	0	0	0	0	.18
Rich Gannon, QB, 1987-92	6	3	0	0	0	0	0	0	.18
James Brim, WR, 1987	1	1	2	0	0	0	0	0	.18
Audray McMillan, CB, 1989-93	5	0	0	3	(3 INT)	0	0	0	.18
Jimmy Hitchcock, CB, 1998-99	2	0	0	3	(3 INT)	0	0	0	.18
Johnny McWilliams, TE, 2000	1	0	3	0	0	0	0	0	.18
Byron Chamberlain, TE, 2001-02	2	0	3	0	0	0	0	0	.18

PLAYER	YRS	TDR	TDP	TDR1	FGM/FGA (type of return)	1PT	2PT	SAF	POINTS
Koren Robinson, WR, 2005	1	1	1	1	(1 KR)	0	0	0	18
Darren Sharper, S, 2005-07	3	0	0	3	(3 INT)	0	0	0	18
Troy Williamson, WR, 2005-07	3	0	3	0		0	0	0	18
Billy McMullen, WR, 2006	1	0	2	1	(1 FR)	0	0	0	18
Artose Pinner, RB, 2006	1	3	0	0		0	0	0	18
Bobby Wade, WR, 2007	1	0	3	0		0	0	0	18
Alan Page, DT, 1967-78	12	0	0	2	(1 FR, 1 INT)	0	0	2	16
Chris Doleman, DE, 1985-93, '99	10	0	0	2	(2 INT)	0	0	2	16
Wally Hilgenberg, LB, 1968-79	12	0	0	2	(1 INT, 1 BP)	0	0	1	14
Issiac Holl, CB, 1985-89	5	0	0	2	(1 INT, 1 BP)	0	0	1	14
Henry Thomas, DT, 1987-94	8	0	0	2	(2 FR)	0	0	1	14
Raymond Hayes, RB, 1961	1	2	0	0		0	0	0	12
Dave Middleton, WR, 1961	1	0	2	0		0	0	0	12
Doug Mayberry, RB, 1961-62	2	1	1	0		0	0	0	12
Billy Butler, RB/S, 1962-64	3	0	0	2	(1 INT, 1 PR)	0	0	0	12
Ray Poage, WR, 1963	1	0	2	0		0	0	0	12
Earsell Mackbee, CB, 1965-69	5	0	0	2	(1 INT, 1 FR)	0	0	0	12
Phil King, RB, 1965-66	2	0	2	0		0	0	0	12
Dale Hackbart, CB, 1966-70	5	0	0	2	(2 INT)	0	0	0	12
Bob Lee, QB, 1969-72, 75-78	8	2	0	0		0	0	0	12
Terry Brown, S, 1972-75	4	0	0	2	(1 INT, 1 FR)	0	0	0	12
Matt Blair, LB, 1974-85	12	0	0	2	(1 BP, 1 FR)	0	0	0	12
Sammy Johnson, RB, 1976-78	3	2	0	0		0	0	0	12
Willie Teal, CB, 1980-86	7	0	0	2	(1 INT, 1 FR)	0	0	0	12
Charlie Johnson, NT, 1982-84	3	0	0	2	(2 FR)	0	0	0	12
Carl Lee, CB, 1983-93	11	0	0	2	(2 INT)	0	0	0	12
Chris Martin, LB, 1983-88	6	0	0	2	(2 FR)	0	0	0	12
Najee Mustafaa, CB, 1987-92	6	0	0	2	(1 INT, 1 FR)	0	0	0	12
Al Noga, DE, 1988-92	5	0	0	2	(1 INT, 1 FR)	0	0	0	12
Brent Novoselsky, TE, 1989-94	6	0	2	0		0	0	0	12
Mike L. Jones, TE, 1990-91	2	0	2	0		0	0	0	12
Carlos Jenkins, LB, 1991-94	4	0	0	2	(1 INT, 1 FR)	0	0	0	12
Mike Tice, TE, 1992-93, '95	3	0	2	0		0	0	0	12
Barry Word, RB, 1993	1	2	0	0		0	0	0	12
Dwayne Rudd, LB, 1997-00	4	0	0	2	(2 FR)	0	0	0	12
Travis Prentice, RB, 2001	1	2	0	0		0	0	0	12
Corey Chavous, S, 2002-05	3	0	0	2	(2 INT)	0	0	0	12
Antoine Winfield, CB, 2004-07	4	0	0	2	(2 INT)	0	0	0	12
Teddy Garcia, K, 1989	1	0	0	0	1/5	8/8	0	0	11
Carl Eller, DE, 1964-78	15	0	0	1	(1 FR)	0	0	2	10
Randy Holloway, DE, 1978-84	7	0	0	1	(1 FR)	0	0	2	10
Jim Marshall, DE, 1961-79	19	0	0	1	(1 FR)	0	0	1	8
Jim Prestel, DE, 1961-65	5	0	0	1	(1 INT)	0	0	1	8
Tommy Hannon, S, 1977-84	8	0	0	1	(1 INT)	0	0	1	8
Hunter Goodwin, TE, 1996-98, '02-03	5	0	1	0		0	1	0	8
Randall Cunningham, QB, 1997-99	3	1	0	0		0	1	0	8
Dale Dawson, K, 1987	1	0	0	0	1/5	4/4	0	0	7
Bob Schelker, WR, 1961	1	0	1	0		0	0	0	6
A.D. Williams, WR, 1961	1	0	1	0		0	0	0	6
Oscar Donahue, TE, 1962	1	0	1	0		0	0	0	6
Bob Reed, RB, 1962-63	2	0	1	0		0	0	0	6
Steve Stonebreaker, TE, 1962-63	2	0	1	0		0	0	0	6
Don Hultz, DE, 1963	1	0	0	1	(1 INT)	0	0	0	6
Mike Reilly, LB, 1963	1	0	0	1	(1 BP)	0	0	0	6
Jim Boyan, WR, 1963-64	2	0	1	0		0	0	0	6
Ron VanderKelen, QB, 1963-67	5	1	0	0		0	0	0	6
Bill McWatters, RB, 1964	1	1	0	0		0	0	0	6
George Rose, CB, 1964-66	3	0	0	1	(1 INT)	0	0	0	6
Bill Barnes, RB, 1965-66	2	1	0	0		0	0	0	6
Lance Rentzel, WR, 1965-66	2	0	0	1	(1 KO)	0	0	0	6
Lonnie Warwick, LB, 1965-72	8	0	0	1	(1 BP)	0	0	0	6
Jim Hargrove, LB, 1967-70	4	0	0	1	(1 BP)	0	0	0	6
Billy Martin, TE, 1968	1	0	1	0		0	0	0	6
Mike McGill, LB, 1968-70	3	0	0	1	(1 FR)	0	0	0	6
Charlie West, S, 1968-73	6	0	0	1	(1 PR)	0	0	0	6
Kent Kramer, TE, 1969-70	2	0	1	0		0	0	0	6
Norm Sneed, QB, 1971	1	1	0	0		0	0	0	6
Nate Wright, CB, 1971-80	10	0	0	1	(1 FR)	0	0	0	6
Amos Martin, LB, 1972-76	5	0	0	1	(1 FR)	0	0	0	6
Steve Craig, TE, 1974-78	5	0	1	0		0	0	0	6
Fred McNeill, LB, 1974-85	12	0	0	1	(1 BP)	0	0	0	6
Nate Allen, CB, 1976-78	3	0	0	1	(1 BP)	0	0	0	6
Kevin Miller, WR, 1978-80	3	0	1	0		0	0	0	6
John Turner, S, 1978-83, '85, '87	8	0	0	1	(1 INT)	0	0	0	6
Kurt Knoff, S, 1979-82	4	0	0	1	(1 INT)	0	0	0	6
Keith Nord, S, 1979-85	7	0	0	1	(1 KO)	0	0	0	6
David Huffman, GT, 1979-83, 85-90	11	0	0	1	(1 BP)	0	0	0	6

PLAYER	YRS	TDR	TDP	TDR1	FGM/FGA (type of return)	1PT	2PT	SAF	POINTS
Doug Paschal, RB, 1980-81	2	1	0	0		-	0	0	6
Eddie Payton, RB, 1980-82	3	0	0	1	(1 KO)	-	0	0	6
Walker Lee Ashley, LB, 1983-88, '90	7	0	0	1	(1 INT)	-	0	0	6
Dwight Collins, WR, 1984	1	0	1	0		-	0	0	6
Tim Newton, DT, 1985-89	5	0	0	1	(1 FR)	-	0	0	6
Keith Millard, DT, 1985-91	7	0	0	1	(1 FR)	-	0	0	6
Jesse Solomon, LB, 1986-89	4	0	0	1	(1 INT)	-	0	0	6
Jeff Womack, RB, 1987	1	0	1	0		-	0	0	6
Darryl Harris, RB, 1988	1	1	0	0		-	0	0	6
Brad Edwards, S, 1988-89	2	0	0	1	(1 INT)	-	0	0	6
Darryl Ingram, TE, 1989	1	0	1	0		-	0	0	6
Todd Scott, S, 1991-94	4	0	1	0		-	0	0	6
Keith Henderson, RB, 1992	1	1	0	0		-	0	0	6
Joe Johnson, WR, 1992	1	0	1	0		-	0	0	6
Jack Del Rio, LB, 1992-95	4	0	0	1	(1 INT)	-	0	0	6
Lamar McGriggs, S, 1993-94	2	0	0	1	(1 INT)	-	0	0	6
James Harris, DE, 1993-95	3	0	0	1	(1 FR)	-	0	0	6
Alfred Jackson, CB, 1995-96	2	0	0	1	(1 INT)	-	0	0	6
Jeff Brady, LB, 1995-97	3	0	0	1	(1 FR)	-	0	0	6
Corey Fuller, CB, 1995-98	4	0	0	1	(1 FR)	-	0	0	6
David Frisch, TE, 1996	1	0	1	0		-	0	0	6
Robert Tate, WR/CB, 1997-2001	5	0	0	1	(1 KO)	-	0	0	6
Kailee Wong, LB, 1998-01	4	0	0	1	(1 INT)	-	0	0	6
Carlester Crumpler, TE, 1999	1	0	1	0		-	0	0	6
John Davis, TE, 2000	1	0	1	0		-	0	0	6
Tyrone Carter, S, 2000-02	3	0	0	1	(1 FR)	-	0	0	6
Doug Chapman, RB, 2000-03	4	0	1	0		-	0	0	6
Lance Johnstone, DE, 2001-05	5	0	0	1	(1 INT)	-	0	0	6
Derrick Alexander, WR, 2002	1	0	1	0		-	0	0	6
Brian Williams, CB, 2002-05	4	0	0	1	(1 INT)	-	0	0	6
John Avery, RB, 2003	1	0	1	0		-	0	0	6
Chris Claborn, LB, 2003-04	2	0	0	1	(1 INT)	-	0	0	6
Mike Nattiel, LB, 2003-04	2	0	0	1	(1 INT)	-	0	0	6
E.J. Henderson, LB, 2003-07	5	0	0	1	(1 INT)	-	0	0	6
Jeff Dugan, TE/FB, 2004-07	4	0	1	0		-	0	0	6
Richard Owens, FB/TE, 2004-06	3	0	1	0		-	0	0	6
Dovonte Edwards, CB, 2005-06	2	0	0	1	(1 INT)	-	0	0	6
Fred Smoot, CB, 2005-06	2	0	0	1	(1 INT)	-	0	0	6
Ray Edwards DE, 2006-07	2	0	0	1	(1 FR)	-	0	0	6
Ben Leber, LB, 2006-07	2	0	0	1	(1 FR)	-	0	0	6
Cedric Griffin, CB, 2006-07	2	0	0	1	(1 FR)	-	0	0	6
Dwight Smith, S, 2006-07	2	0	0	1	(1 INT)	-	0	0	6
Aundrae Allison, WR, 2007	1	0	0	1	(1 KO)	-	0	0	6
Robert Ferguson, WR, 2007	1	0	1	0		-	0	0	6
Chad Greenway, LB, 2007	1	0	0	1	(1 INT)	-	0	0	6
Visanthe Shiancoe, TE, 2007	1	0	1	0		-	0	0	6
Jim Leo, DE, 1961-62	2	0	0	0		-	0	1	2
Joe Blahak, CB, 1974-75, 77	3	0	0	0		-	0	1	2
Autry Beamon, S, 1975-76	2	0	0	0		-	0	1	2
Mark Mullaney, DE, 1975-87	13	0	0	0		-	0	1	2
Neil Elshire, DE, 1981-86	6	0	0	0		-	0	1	2
Joe Stepanek, DT, 1987	1	0	0	0		-	0	1	2
Ray Berry, LB, 1987-92	6	0	0	0		-	0	1	2
Mark Dusbabek, LB, 1989-92	4	0	0	0		-	0	1	2
Walt Williams, CB, 1981	1	0	0	0		-	0	1	2
Robin Sendllein, LB, 1981-84	4	0	0	0		-	0	1	2
Brooks Bollinger, 2006-07	2	0	0	0		-	1	0	2

VIKINGS ALL-TIME STARTING QB RECORDS

Player	Yrs	Games	Won	Lost	Tied	%	Player	Yrs	Games	Won	Lost	Tied	%
Fran Tarkenton, 1961-66, 72-78	13	171	92	73	6	.556	Jeff George, 1999	1	10	8	2	0	.800
Tommy Kramer, 1977-89	13	110	54	56	0	.491	Sean Salisbury, 1990-94	5	9	5	4	0	.556
Daunte Culpepper, 1999-05	7	80	38	42	0	.475	George Shaw, 1961	1	4	1	3	0	.250
Wade Wilson, 1981-91	11	48	27	21	0	.563	Todd Bouman, 1997-02	6	3	1	2	0	.333
Brad Johnson, 1992-98, 2005-06	9	46	28	18	0	.609	Ron VanderKelen, 1963-67	5	3	0	3	0	.000
Joe Kapp, 1967-69	3	39	23	13	3	.590	Tony Adams, 1987	1	3	0	3	0	.000
Warren Moon, 1994-96	3	39	21	18	0	.538	Kelly Holcomb, 2007	1	3	0	3	0	.000
Rich Gannon, 1987-92	6	35	19	16	0	.543	Norm Sneed, 1971	1	2	2	0	0	1.00
Randall Cunningham, 1997-99	3	23	16	7	0	.696	Gus Fretotte, 2003-04	2	2	2	0	0	1.00
Gary Cuozzo, 1968-71	4	21	16	5	0	.762	Bob Berry, 1965-67, 73-76	7	2	1	1	0	.500
Steve Dils, 1979-84	6	15	6	9	0	.400	Archie Manning, 1983-84	2	2	0	2	0	.000
Tarvaris Jackson, 2006-07	2	14	8	6	0	.571	Spergon Wynn, 2001	1	2	0	2	0	.000
Jim McMahon, 1993	1	12	8	4	0	.667	Brooks Bollinger, 2006-07	2	1	0	1	0	.000
Bob Lee, 1969-72, 75-78	8	11	9	2	0	.818							

VIKINGS ALL-TIME PASSING

QUALIFIERS - 500+ ATTEMPTS

PLAYER	ATT	COMP	PCT.	YARDS	TD	INT	LG	SK/YDS	RATING
Randall Cunningham (1997-99)	713	427	59.9	5,680	48	23	671	42/293	94.2
Daunte Culpepper (1999-05)	2,607	1,678	64.4	20,162	135	86	821	228/1214	91.5
Warren Moon (1994-96)	1,454	882	60.7	10,102	58	42	851	86/634	82.9
Brad Johnson (1992-96, 2005-06)	1,670	1,036	62.0	11,098	65	48	821	100/673	82.5
Fran Tarkenton (1961-66, 72-78)	4,569	2,835	57.7	33,098	239	194	891	417/3,880	80.2
Rich Gannon (1987-92)	1,003	561	55.9	6,457	40	36	781	81/478	73.9
Wade Wilson (1981-91)	1,665	929	55.8	12,135	66	75	751	151/1,069	73.4
Tommy Kramer (1977-89)	3,648	2,011	55.1	24,775	159	157	761	248/1,595	73.3
Steve Dils (1979-84)	623	336	53.9	3,867	15	15	68	49/342	68.8
Gary Cuozzo (1968-71)	556	276	49.6	3,552	18	23	521	46/334	63.7
Joe Kapp (1967-69)	669	351	50.2	4,807	37	47	851	82/675	62.3

NON-QUALIFIERS - FEWER THAN 500 ATTEMPTS

PLAYER	ATT	COMP	PCT.	YARDS	TD	INT	LG	SK/YDS	RATING
Gus Frotter (2003-04)	66	38	58.5	690	7	2	721	5/22	116.4
Todd Bouman (1997-02)	95	54	56.8	880	8	4	801	8/49	98.6
Jeff George (1999)	329	191	58.1	2,816	23	12	801	28/228	94.2
Brooks Bollinger (2006-07)	68	46	67.6	537	1	2	50	13/78	84.0
Sean Salisbury (1990-94)	404	228	56.4	2,772	14	9	55	28/199	80.2
Jim McMahon (1993)	331	200	60.4	1,968	9	8	58	23/104	76.2
Kelly Holcomb (2007)	83	42	50.6	515	2	1	40	12/87	73.1
Tarvaris Jackson (2006-07)	375	218	58.1	2,386	11	16	71	27/107	69.0
Bob Lee (1969-72, 75-78)	306	159	52.0	2,153	15	17	63	30/221	67.8
Archie Manning (1963-84)	94	52	55.3	545	2	3	56	18/153	66.4
George Shaw (1961)	91	46	50.5	530	4	4	421	14/122	64.8
Tony Adams (1987)	87	49	55.0	607	3	5	631	19/130	64.3
Bob Berry (1965-67, 73-76)	124	63	50.8	708	7	8	521	17/131	59.4
Ron VanderKelen (1963-67)	252	107	42.2	1,375	6	11	53	25/224	49.7
Norm Snead (1971)	75	37	49.3	470	1	6	551	7/67	40.3
Bubby Brister (2000)	20	10	50.0	82	0	1	20	1/6	40.0
Spergon Wynn (2001)	98	48	49.0	418	1	6	471	10/65	38.6
Steve Bono (1985-86)	11	2	18.2	8	0	5	5	2/13	29.6
John McCormick (1962)	18	7	39.0	104	0	5	53	3/33	19.1

FEWER THAN 10 ATTEMPTS

PLAYER	ATT	COMP	PCT.	YARDS	TD	INT	LG	SK/YDS	RATING
Keith Henderson (1992)	1	1	100.0	36	1	0	361	0/0	158.3
Darrin Nelson (1982-89, 91-92)	1	1	100.0	25	1	0	251	0/0	158.3
Ryan Longwell (2006-07)	1	1	100.0	16	1	0	161	0/0	158.3
Mewelde Moore (2004-07)	2	1	50.0	15	1	0	151	0/0	158.3
D.J. Dozier (1987-91)	1	1	100.0	19	1	0	191	0/0	145.9
Jay Walker (1996-97)	2	2	100.0	31	0	0	19	0/0	118.8
Sidney Rice (2007)	2	2	100.0	94	0	0	79	0/0	118.8
Hassan Jones (1986-92)	1	1	100.0	18	0	0	18	0/0	118.8
Chris Kluge (2005-07)	1	1	100.0	27	0	0	27	0/0	118.8
Paul Krause (1968-79)	2	1	50.0	11	1	0	111	0/0	105.3
Phil King (1965-66)	1	1	100.0	9	0	0	9	0/0	104.2
Randy Moss (1998-04)	8	4	50.0	106	2	1	37	0/0	95.8
Mike Eischeid (1972-74)	1	1	100.0	8	0	0	8	0/0	91.7
Bill Cappelman (1970)	7	4	57.1	49	0	0	26	0/0	78.8
Herschel Walker (1989-91)	2	1	50.0	12	0	0	12	0/0	68.5
Fred Cox (1963-77)	1	1	100.0	1	0	0	1	0/0	62.5
Alfred Anderson (1984-90)	9	4	44.4	112	2	1	431	2/8	59.3
Tommy Mason (1961-66)	4	1	25.0	30	1	2	301	0/0	58.4
Bill Brown (1962-74)	2	1	50.0	3	0	0	3	0/0	50.0
Jamie Caleb (1961)	1	0	0.0	0	0	0	0	0/0	39.6
Anthony Carter (1985-93)	1	0	0.0	0	0	0	0	0/0	39.6
Greg Coleman (1978-87)	1	0	0.0	0	0	0	0	0/0	39.6
Bob Grim (1967-71, 75-77)	1	0	0.0	0	0	0	0	0/0	39.6
Jim Lash (1973-76)	1	0	0.0	0	0	0	0	0/0	39.6
Terry LeCount (1979-83)	1	0	0.0	0	0	0	0	0/0	39.6
Hugh McElhenny (1961-62)	1	0	0.0	0	0	0	0	0/0	39.6
Harry Newsome (1990-93)	1	0	0.0	0	0	0	0	0/0	39.6
Allen Rice (1984-90)	1	0	0.0	0	0	0	0	0/0	39.6
Mike Saxon (1994-95)	1	0	0.0	0	0	0	0	0/0	39.6
Joe Senser (1979-84)	1	0	0.0	0	0	0	0	0/0	39.6
Chris Walsh (1994-02)	1	0	0.0	0	0	0	0	0/0	39.6
Chester Taylor (2006-07)	1	0	0.0	0	0	0	0	0/0	39.6
David Palmer (1994-00)	0	0	0.0	0	0	0	0	1/2	39.6
Jay Fiedler (1998)	7	3	42.9	41	0	1	19	0/0	22.6
Larry Miller (1987)	6	1	16.7	2	0	1	2	0/0	0.0
Jerry Reichow (1961-64)	3	0	0.0	0	0	1	0	0/0	0.0
Mitch Berger (1996-01)	2	0	0.0	0	0	1	0	0/0	0.0
Ted Brown (1979-86)	1	0	0.0	0	0	1	0	0/0	0.0

VIKINGS ALL-TIME RECEIVING

PLAYER	REC.	YARDS	AVG.	TD					
Cris Carter (1990-01)	1,004	12,383	12.3	110	Koren Robinson (2005)	22	347	15.8	1
Randy Moss (1998-04)	574	9,142	15.9	90	Joe Johnson (1992)	21	211	10.0	1
Steve Jordan (1982-94)	498	6,307	12.7	28	Adrian Peterson (2007)	19	268	14.1	1
Anthony Carter (1985-93)	478	7,635	16.0	52	Hunter Goodwin (1996-98, 02-03)	19	147	7.7	1
Jake Reed (1991-99, 2001)	413	6,433	15.6	33	Scottie Graham (1983-96)	19	125	6.6	0
Ahmed Rashad (1976-82)	400	5,489	13.7	34	James Brim (1987)	18	282	15.7	2
Sammy White (1976-86)	393	6,400	16.3	50	Steve Craig (1974-78)	18	172	9.6	1
Troy Brown (1979-86)	339	2,850	8.4	13	John Davis (2000)	17	202	11.9	1
Chuck Foreman (1973-79)	336	3,057	9.1	23	Bob Reed (1962-63)	17	174	10.2	1
Rickey Young (1978-83)	292	2,255	7.6	14	Doug Chapman (2000-03)	17	143	8.4	1
Bill Brown (1962-74)	284	3,177	11.2	23	Derek Tennell (1992-93)	17	134	7.9	0
Darrin Nelson (1982-89, 91-92)	251	2,202	8.8	5	Oscar Donahue (1962)	16	265	17.8	1
Hassan Jones (1986-92)	222	3,733	16.8	24	Richard Owens (2004-06)	16	132	8.3	1
Paul Flatley (1963-67)	202	3,222	16.0	17	Raymond Hayes (1961)	16	121	7.6	0
Jermaine Wiggins (2005-06)	186	1,659	8.9	6	Ray Poage (1963)	15	354	23.6	2
Leo Lewis (1981-91)	181	2,924	16.1	16	Jeff Dugan (2004-07)	15	97	6.5	1
Robert Smith (1993-00)	178	1,292	7.3	6	Charley Ferguson (1962)	14	364	26.0	6
Stu Voigt (1970-80)	177	1,919	10.8	17	Carroll Dale (1973)	14	192	13.7	0
Dave Osborn (1965-75)	173	1,412	8.2	7	Marlin McKeever (1967)	14	184	13.1	0
Gene Washington (1967-72)	172	3,087	18.0	23	Harold Morrow (1996-02)	14	144	10.3	0
Amp Lee (1994-96)	170	1,348	7.9	5	Derrick Alexander (2002)	14	134	9.6	1
John Gilliam (1972-75)	165	3,297	20.0	27	Mike Tice (1992-93, 95)	14	126	9.0	2
Joe Senser (1979-84)	165	1,822	11.0	16	Phil King (1965-66)	14	120	8.6	2
Jim Kleinsasser (1999-07)	158	1,374	8.7	6	Brent Novoselsky (1989-94)	14	106	7.7	2
Tommy Mason (1961-66)	151	1,689	11.2	11	A.D. Williams (1961)	13	174	13.4	1
Jerry Reichow (1961-64)	144	2,183	15.2	19	Dave Casper (1983-84)	13	172	13.2	0
Moe Williams (1966-00, 02-05)	131	1,301	9.9	4	Doug Mayberry (1961-62)	13	118	9.1	1
Nate Burleson (2003-05)	127	1,789	14.1	12	Steve Stonebreaker (1962-63)	12	227	18.9	1
Michael Bennett (2001-05)	126	1,040	8.3	5	Mel Triplett (1961-62)	12	71	5.9	1
Ed Marinaro (1972-75)	125	1,088	8.1	7	Dwight Collins (1984)	11	143	13.0	1
Cadry Ismail (1993-96)	118	1,856	15.7	12	Al Denson (1971)	10	125	12.5	0
Mewelde Moore (2004-07)	116	1,093	9.4	3	Billy Martin (1968)	10	101	10.1	1
John Breesley (1967-73)	115	1,242	10.8	12	Bethel Johnson (2006)	9	156	17.3	0
Alfred Anderson (1984-91)	114	1,042	9.1	5	Barry Wood (1993)	9	105	11.7	0
Marcus Robinson (2004-06)	107	1,553	14.5	17	Sean Rorton (2003-04)	9	78	8.7	0
Travis Taylor (2005-06)	107	1,255	11.7	7	Buster Rhymes (1985-87)	8	149	18.5	0
Brent McClanahan (1973-80)	107	772	7.2	4	Aundrae Allison (2007)	8	122	15.3	0
Allen Rice (1984-90)	100	1,066	10.6	6	Doug Kingsriter (1973-75)	7	116	16.6	0
Andrew Jordan (1994-97, 99-01)	97	763	7.9	4	Tom Wilson (1963)	7	48	6.9	0
Bob Grim (1967-71, 76-77)	96	1,414	14.8	9	Bob Brown (1971)	6	141	23.8	0
Andrew Glover (1997-99)	95	1,227	12.9	9	Jim Boylan (1963-64)	6	78	13.0	1
Bob Tucker (1977-80)	95	1,045	11.0	5	Bob Schaefer (1961)	6	70	11.7	1
Robert Miller (1975-80)	95	771	8.1	1	Sam Harrell (1980-82, 87)	6	43	7.2	0
Oscar Reed (1968-74)	92	676	7.4	3	Sammy Johnson (1976-78)	6	43	7.2	0
Byron Chamberlain (2001-02)	91	1,055	11.6	3	Darryl Harris (1988)	6	30	5.0	0
Mike Anthony Jones (1983-85)	90	1,327	14.7	5	Charles Slackhouse (2003)	6	30	5.0	0
Herschel Walker (1989-91)	86	681	7.9	5	Billy Butler (1962-64)	5	97	19.4	0
John Henderson (1968-72)	81	1,330	16.2	9	John Holland (1974)	5	84	16.8	0
Tom Hall (1964-66, 68-69)	81	1,163	14.4	7	Doug Cunningham (1979)	5	50	10.0	0
Tony Galbreath (1981-83)	80	645	8.0	2	Darryl Ingram (1989)	5	47	9.4	1
Terry LeCount (1979-83, 87)	79	1,225	15.5	7	Jeff Womack (1987)	5	46	8.1	1
Troy Williamson (2005-07)	79	1,067	13.5	3	Mark Keilar (1976-78)	5	17	3.4	0
Charles Evans (1993-98)	78	531	6.8	1	Keith Henderson (1992)	4	60	15.0	0
Jim Lash (1973-76)	75	1,252	16.7	3	Olanda Trutt (1993)	4	40	10.0	0
David Palmer (1994-00)	73	631	8.6	1	Bill Barnes (1965-66)	4	35	8.8	0
Terry Allen (1990-94)	72	875	9.4	3	Martin Nance (2006)	4	33	8.3	0
Rick Fenney (1987-91)	71	628	8.8	2	Steve Finch (1987)	3	54	18.0	0
Chester Taylor (2006-07)	71	569	8.0	0	Tom Adams (1962)	3	51	17.0	0
Jim Phillips (1965-67)	68	1,091	16.0	7	Kent Kramer (1968-70)	3	47	15.7	1
Chris Walsh (1994-02)	67	719	10.7	4	Ricky Parks (1987)	3	46	15.3	0
D'Wayne Bates (2002-03)	65	840	12.9	5	Dick Haley (1961)	3	43	14.3	0
Leroy Hoard (1996-99)	60	577	9.6	1	Leon Clarke (1963)	3	34	11.3	0
Gordon Smith (1961-65)	57	1,277	22.4	13	John Henry Mills (1999)	3	30	10.0	0
Kelly Campbell (2002-04)	57	1,062	18.6	6	Mardy McDole (1981-83)	3	29	9.7	0
Jim Lindsey (1966-72)	56	632	11.3	4	David Fritsch (1986)	3	27	9.0	1
Bobby Wade (2007)	54	647	12.0	3	Phil Frye (1987)	3	25	7.2	0
Hugh McElhenry (1961-62)	53	474	8.9	3	Ciatriack Fason (2005-06)	3	19	6.3	0
Osterio Smith (2003-04)	51	523	10.3	2	Jesse Clarke (1989-90)	3	18	6.0	0
Adrian Cooper (1994-95)	50	570	11.4	2	Carl Hilton (1986-89)	3	17	5.6	0
Bob Bruer (1980-84)	46	455	9.8	7	Keenan Howry (2003-05)	3	18	6.0	0
Matthew Hatchette (1997-00)	43	640	14.9	4	Will Sherman (1961)	2	40	20.0	0
Sam McCullum (1974-75, 82-83)	42	608	14.4	5	Carlester Crumpler (1999)	2	35	17.5	1
Mike Mularkey (1983-88)	42	464	11.0	5	Willie Gillespie (1987)	2	28	14.0	0
Roger Craig (1992-93)	41	333	8.1	1	Clint Haslerig (1975)	2	28	14.0	0
Jim Gustafson (1985-90)	38	491	12.9	5	Garrett Mills (2007)	2	26	13.0	0
Robert Ferguson (2007)	32	391	12.2	1	Rhett Dawson (1973)	2	24	12.0	0
D.J. Dozier (1987-91)	32	298	9.3	2	Gary Ballman (1973)	2	22	11.0	0
Sidney Rice (2007)	31	306	12.8	4	Ron Daugherty (1987)	2	21	10.5	0
Clinton Jones (1967-72)	31	306	9.9	0	Robert Tate (1997-01)	2	20	10.0	0
Dave Middleton (1961)	30	444	14.8	2	Doug Paschel (1980-81)	2	18	9.0	0
Greg DeLong (1995-98)	30	205	6.8	0	Steve Harris (1987)	2	17	8.5	0
Preston Carpenter (1968)	27	487	17.3	4	Artose Pinner (2006)	2	15	7.5	0
Visanthe Shiancoe (2007)	27	323	12.0	1	Brett Wilson (1987)	2	14	7.0	0
Hal Bedsole (1964-66)	26	418	16.1	8	Andre Thomas (1987)	2	13	6.5	0
Tony Richardson (2006-07)	24	200	8.3	0	Lance Rentzel (1965-66)	2	10	5.0	0
Billy McMullen (2006)	23	307	13.3	2	Mike L. Jones (1990-91)	2	8	4.0	0
Johnny McWilliams (2000)	22	180	8.2	3	Adam Walker (1987)	2	3	1.5	0
					Bill McWatters (1964)	2	-1	-0.5	0

Jamie Caleb (1961)	2	-8	-4.0	0	Oscar Reed (1968-74)	490	1,968	4.0	8
John Avery (2003)	2	24	12.0	1	Rickey Young (1978-83)	554	1,744	2.9	10
Eric Guilford (1993-94)	1	45	45.0	0	Leroy Hoard (1996-99)	438	1,689	3.9	26
Kevin Miller (1978-80)	1	35	35.0	1	Mo Williams (1996-00, 02-05)	370	1,535	4.1	21
Art Powell (1968)	1	31	31.0	0	Rich Finney (1987-91)	358	1,508	4.2	11
Cedric James (2002)	1	29	29.0	0	Adrian Peterson (2007)	238	1,341	5.6	12
Harry Washington (1978)	1	24	24.0	0	Mewelde Moore (2004-07)	264	1,285	4.9	1
Ted Dean (1964)	1	23	23.0	0	Scottie Graham (1993-96)	349	1,239	3.6	7
Tommy Kramer (1977-89)	1	23	20.0	1	Brent McClanahan (1973-80)	367	1,207	3.3	6
Marc May (1987)	1	22	22.0	0	Onterio Smith (2003-04)	231	1,123	4.9	7
Tom Michel (1964)	1	14	14.0	0	Ed Marinaro (1972-75)	306	1,007	3.3	4
Larry Vargo (1964-65)	1	13	13.0	0	Robert Miller (1975-80)	275	951	3.5	7
Bill Harris (1969-70)	1	12	12.0	0	Allen Rice (1984-90)	307	934	3.0	13
Richard Angulo (2005)	1	11	11.0	0	Tony Galbreath (1981-83)	194	788	4.1	7
Don Hasselbeck (1984)	1	10	10.0	0	Hugh McElhenry (1961-62)	170	770	4.5	3
Travis Prentice (2001)	1	10	10.0	0	Rich Gannon (1987-92)	144	720	5.0	3
Ed Sherik (1987)	1	10	10.0	0	Wade Wilson (1981-91)	159	679	4.3	9
Robert Steele (1979)	1	10	10.0	0	D.J. Dozier (1987-91)	163	643	3.9	7
Larry Ned (2003-04)	1	9	9.0	0	Amp Lee (1994-96)	149	636	4.3	2
Jay Carroll (1985)	1	8	8.0	0	Mel Triplett (1961-62)	132	567	4.3	3
Leonard Moore (1987)	1	8	8.0	0	Jim Lindsey (1966-72)	177	558	3.2	6
Naufahu Tahi (2006-07)	1	7	7.0	0	Joe Kapp (1967-69)	99	540	5.5	5
Nate Wright (1971-80)	1	6	6.0	0	Roger Craig (1992-93)	143	535	3.7	5
Bob Goodridge (1968)	1	5	5.0	0	Tommy Kramer (1977-89)	213	524	2.5	8
Robert Green (1997)	1	5	5.0	0	Barry Wood (1993)	142	458	3.2	2
Troy Walters (2000-01)	1	5	5.0	0	Phil King (1965-66)	89	405	4.6	0
Ron Yary (1988-81)	1	5	5.0	0	Charles Evans (1993-98)	118	364	3.1	4
Jarvis Redwine (1981-83)	1	4	4.0	0	Sammy Johnson (1976-78)	83	356	4.3	2
Danta Whitaker (1992)	1	4	4.0	0	Tarvaris Jackson (2006-07)	69	337	4.9	4
John Gerak (1993-96)	1	3	3.0	0	Raymond Hayes (1961)	73	319	4.4	2
Brad Johnson (1992-98)	1	3	3.0	1	Randall Cunningham (1997-99)	81	317	5.2	1
James Stewart (1995)	1	3	3.0	0	Doug Chapman (2000-03)	90	317	3.5	0
Jimmy Edwards (1979)	1	2	2.0	0	Brad Johnson (1992-98, 2005-06)	121	315	2.6	2
John Ward (1970-74)	1	1	1.0	0	Doug Mayberry (1961-62)	87	314	3.6	1
Daunte Culpepper (1999-05)	1	0	0.0	0	Anthony Carter (1985-93)	47	290	6.2	2
Rich Gannon (1987-92)	1	0	0.0	0	Tom Wilson (1963)	73	282	3.8	4
Korey Stringer (1995-00)	1	-1	-1.0	0	Artose Pinner (2006)	43	190	4.4	3
Randall Cunningham (1997-99)	1	-3	-3.0	0	Bill Barnes (1965-66)	53	164	3.1	1
Ed White (1969-77)	1	3	0.0	0	Ciatriack Fason (2005-06)	50	161	3.2	5
Fran Tarkenton (1961-66, 72-78)	0	-12	-	0	Randy Moss (1998-04)	23	159	6.9	0
					Darryl Harris (1988)	34	151	4.4	1
					Bob Grim (1967-71, 76-77)	7	147	21.0	0
					Jim Kleinsasser (1999-07)	43	147	3.4	1
					James Stewart (1965)	31	144	4.6	0
					Warren Moon (1994-96)	69	143	2.1	0
					John Gilliam (1972-75)	18	136	7.6	1
					Tom Michel (1964)	39	129	3.3	0
					David Palmer (1994-00)	35	123	3.5	1
					Ron VanderKelen (1963-67)	26	116	4.5	1
					Keith Henderson (1992)	34	113	3.3	1
					Bob Reed (1962-63)	27	110	4.1	0
					Jesse Clark (1989-90)	26	106	4.1	0
					Bobby Walden (1964-67)	9	100	11.1	0
					Sammy White (1976-86)	18	97	5.3	0
					Jim McMahon (1993)	33	96	2.9	0
					Terry LeCount (1979-83, 87)	6	90	15.0	0
					Kelly Campbell (2002-04)	14	86	6.1	0
					Gary Cuozzo (1968-71)	36	86	2.4	0
					Greg Coleman (1978-87)	10	85	8.5	0
					Harold Morrow (1996-02)	17	75	4.4	0
					Mark Keller (1976-78)	25	74	3.0	0
					Steve Dils (1979-84)	24	73	3.0	0
					Todd Bouman (1997-02)	10	70	7.0	0
					Jarvis Redwine (1981-83)	17	70	4.1	0
					Spergion Wynn (2001)	8	61	7.6	0
					Mike Anthony Jones (1983-85)	7	60	8.6	0
					Bill McWatters (1964)	14	60	4.3	1
					Billy Butler (1962-64)	22	59	2.7	0
					Troy Williamson (2005-07)	5	57	11.4	0
					Doug Paschal (1980-81)	15	53	3.5	1
					Hassan Jones (1986-92)	5	52	10.4	0
					Nate Burleson (2003-05)	8	43	5.4	0
					Archie Manning (1983-84)	11	42	3.8	0
					Jeff George (1999)	16	41	2.6	0
					George Shaw (1961)	10	39	3.9	0
					Bob Lee (1969-72, 75-78)	39	37	0.9	2
					James Brim (1987)	2	36	18.0	1
					Tony Adams (1987)	11	31	2.8	0
					Ted Dean (1964)	5	30	6.0	0
					Koren Robinson (2005)	4	27	6.8	1
					Joe Johnson (1992)	4	26	6.5	0
					Bobby Phillips (1995)	14	26	1.9	0
					Tony Richardson (2006-07)	12	25	2.1	0
					Billy Waddy (1984)	3	24	8.0	0
					Adam Walker (1987)	5	24	4.8	0
					Cris Carter (1990-01)	10	24	2.4	0
					Grady Alderman (1981-74)	0	22	22.0	0
					Robert Green (1997)	6	22	3.7	0
					Qadry Ismail (1993-96)	4	21	5.3	0
					Bubby Brister (2000)	5	20	4.0	0
					Jeff Womack (1987)	9	20	2.2	0

VIKINGS ALL-TIME RUSHING

PLAYER	ATT.	YARDS	AVG.	TD
Robert Smith (1993-00)	1,411	6,818	4.8	32
Chuck Foreman (1973-79)	1,529	5,879	3.8	52
Bill Brown (1962-74)	1,627	5,757	3.5	52
Ted Brown (1979-86)	1,117	4,546	4.1	40
Dave Osborn (1965-75)	1,172	4,320	3.7	29
Darrin Nelson (1982-89, 91-92)	981	4,231	4.3	18
Tommy Mason (1961-66)	761	3,252	4.3	28
Michael Bennett (2001-05)	713	3,174	4.5	12
Terry Allen (1990-94)	641	2,795	4.4	23
Fran Tarkenton (1961-66, 72-78)	464	2,548	5.5	22
Daunte Culpepper (1999-05)	454	2,476	5.5	29
Alfred Anderson (1984-91)	626	2,374	3.8	22
Herschel Walker (1985-91)	551	2,264	4.1	20
Chester Taylor (2006-07)	460	2,060	4.5	13
Clinton Jones (1967-72)	546	2,008	3.7	19



Robert Smith retired as the Vikings' career leading rusher and set the single-season rushing record with 1,521 yards in 2000.

Cedric Smith (1990)	9	19	2.1	0	Aundrea Allison (2007)	2	3	1.5	0
Lao Lewis (1981-91)	16	19	12	0	Steve Harris (1987)	4	3	0.8	0
Ron Groce (1976)	3	18	6.0	0	Gordon Smith (1961-65)	1	2	2.0	0
Darrell Lester (1964)	4	18	4.5	0	Jeff Williams (1966)	1	2	2.0	0
Brooks Bollinger (2006-07)	5	18	3.6	0	Willie Spencer (1976)	4	2	0.5	0
Brett Wilson (1987)	5	16	3.2	0	Larry Miller (1987)	1	1	1.0	0
Eddie Payton (1980-82)	2	15	7.5	0	Joe Senser (1979-84)	2	1	0.5	0
Eddie Johnson (2003)	2	15	7.5	0	Randall McDaniel (1988-99)	2	1	0.5	0
Sam Harrell (1980-82, '87)	6	15	2.5	0	Bob Ferguson (1963)	3	1	0.3	0
Naufahu Tahī (2006-07)	6	15	2.5	0	Sean Salisbury (1990-94)	15	1	0.1	0
Wayne Wilson (1986)	8	14	1.8	0	Paul Krause (1968-79)	1	0	0.0	0
Bob Berry (1965-67, '73-76)	5	13	2.6	0	Al Denson (1971)	1	0	0.0	0
Bill Harris (1969-70)	6	13	2.2	0	Jeff Siemon (1972-82)	1	0	0.0	0
Jimmy Smith (1987)	7	13	1.9	0	Mike Saxon (1994-95)	1	0	0.0	0
Travis Prentice (2001)	14	13	0.9	2	Mitch Berger (1996-01)	1	0	0.0	0
Nick Davis (2002-03)	1	11	11.0	0	Kyle Richardson (2002)	1	0	0.0	0
Jamie Caleb (1961)	3	11	3.7	0	John Avery (2003)	1	0	0.0	0
Leonard Moore (1987)	4	11	2.8	0	Charles Stackhouse (2009)	1	0	0.0	0
Earl Denny (1967-68)	2	9	4.5	0	Lance Rentzel (1965-66)	1	-1	-1.0	0
Ahmad Rashad (1976-81)	1	8	8.0	0	Jim Gustafson (1985-89)	1	-2	-2.0	0
Travis Taylor (2005-06)	3	8	2.7	0	Harry Newsome (1990-93)	2	-2	-1.0	0
Bethel Johnson (2006)	4	8	2.0	0	Shaun Hill (2005)	2	-2	-1.0	0
Jeff Dugan (2004-07)	2	7	3.5	0	Gus Frettle (2003-04)	12	-2	-0.2	0
Norm Sneed (1971)	6	6	1.0	1	Tom Hall (1964-66, '68-69)	4	-4	-1.0	0
Steve Jordan (1982-94)	1	4	4.0	1	Jay Fiedler (1998)	4	-4	-1.5	0
Robert Tate (1997-01)	1	4	4.0	0	Mike Mularkey (1983-88)	1	-6	-6.0	0
Brian Russell (2002-04)	1	4	4.0	0	Bucky Scribner (1987-89)	2	-7	-3.5	0
John McCormack (1962)	2	4	2.0	0	Bobby Wade (2007)	1	-9	-9.0	0
Jim Young (1965-66)	3	4	1.3	0	Preston Carpenter (1966)	1	-10	-10.0	0
Phil Frye (1987)	4	4	1.0	0	Jerry Reichow (1961-64)	1	-12	-12.0	0
Andre Thomas (1987)	6	4	0.7	0	Mike Eischeid (1972-74)	1	-13	-13.0	0
Dave Nelson (1984)	1	3	3.0	0	Dwight Collins (1984)	3	-14	-4.7	0
Troy Walters (2000-01)	1	3	3.0	0	Mike Mercer (1961)	1	-32	-32.0	0
Stu Volgi (1970-80)	2	3	1.5	1					

VIKINGS TOUCHDOWNS BY SEASON

Year	Offensive				Defensive			Special Teams				
	Rush	Pass	Fumble	Total	Int	Fumble	Total	Punt	Kick	Blk Punt	Blk FG	Total
1961	14	22	0	36	0	0	0	1	0	0	0	1
1962	7	22	0	29	1	1	2	0	0	0	0	0
1963	17	16	0	33	2	2	4	1	1	0	0	2
1964	14	23	0	37	4	1	5	0	0	0	0	0
1965	19	21	0	40	2	0	2	0	1	1	0	2
1966	15	18	0	33	1	0	1	0	0	0	0	0
1967	10	11	0	21	2	1	3	0	1	0	0	1
1968	19	11	0	30	1	0	1	1	0	0	0	1
1969	15	24	1	40	2	0	2	0	0	1	0	1
1970	16	12	0	28	2	3	5	0	0	2	0	2
1971	14	9	0	23	1	1	2	0	0	0	0	0
1972	11	19	0	30	2	2	4	0	0	0	0	0
1973	14	16	0	30	2	0	2	0	0	1	0	1
1974	17	22	0	39	0	1	1	0	0	0	0	0
1975	18	27	1	46	0	2	2	0	0	0	0	0
1976	18	17	0	35	0	0	0	0	0	1	0	1
1977	9	19	0	28	0	1	1	0	0	1	0	1
1978	10	25	0	35	0	1	1	0	0	1	0	1
1979	9	23	0	32	0	0	0	0	0	0	0	0
1980	14	22	0	36	2	0	2	0	1	0	0	1
1981	8	27	0	35	0	1	1	0	1	0	0	1
1982	6	15	0	21	1	1	2	0	0	0	0	0
1983	17	15	0	32	0	1	1	0	0	1	0	1
1984	10	18	0	28	1	2	3	0	0	0	0	0
1985	19	22	0	41	1	1	2	0	0	0	0	0
1986	14	31	0	45	2	0	2	0	0	1	0	1
1987	20	21	0	41	0	0	0	1	0	0	0	1
1988	22	20	0	42	5	2	7	0	0	0	0	0
1989	12	17	0	29	2	4	6	0	1	0	0	1
1990	10	25	0	35	2	2	4	0	0	0	0	0
1991	18	16	0	34	2	0	2	0	0	0	0	0
1992	19	18	0	37	6	2	8	0	0	0	0	0
1993	8	18	0	26	2	0	2	0	0	0	0	0
1994	11	18	0	29	4	3	7	0	0	0	0	0
1995	10	33	0	43	2	2	4	1	0	0	0	1
1996	7	24	0	31	1	0	1	1	0	0	0	1
1997	14	26	0	40	0	2	2	0	0	0	0	0
1998	17	41	0	58	3	2	5	0	1	0	0	1
1999	13	32	0	45	1	0	1	1	2	0	0	3
2000	14	33	0	47	0	0	0	0	0	0	0	0
2001	10	23	0	33	1	1	2	0	0	0	0	0
2002	26	19	0	45	1	0	1	0	0	0	0	0
2003	15	32	0	47	4	0	4	0	0	0	0	0
2004	8	39	0	47	1	1	2	1	0	0	0	1
2005	10	18	0	28	3	0	3	1	1	0	0	2
2006	12	13	1	26	3	2	5	1	0	0	0	1
2007	22	12	0	34	6	2	8	0	1	0	0	1

VIKINGS TEAM RECORDS

1961-77 - 14 games; 1978-07 - 16 games * = 16-game record where applicable & = 9 games # = 15 games
 Note: The 1982 regular season was reduced to nine games and the 1987 season to 15 games due to players' strike

GAMES WON

Most Consecutive Games Won (Including Postseason)

12 1969
 10 1975
 9 1973
 9 1998
 9 2002-03

Most Consecutive Games Won (Regular Season)

12 1969
 10 1975
 10 1999-00
 9 1973
 9 1998-99
 9 2002-03

Most Games Won, Season (Including Postseason)

16 1998
 14 1969, 1973
 13 1976

Most Games Won, Season (Regular Season)

15 1998
 12 1969, 1970, 1973, 1975
 11 1976, 1992, 2000

Most Consecutive Games Won, Start of Season

10 1975
 9 1973
 7 1996, 2000

Most Consecutive Games Won, End of Season

8 1998
 3 1964, 1970, 1974, 1993, 1999, 2002

Most Consecutive Home Games Won

15 1974-76
 14 1969-70
 13 1988-90
 13 1999-00

Most Consecutive Road Games Won

7 1970-71
 7 1973-74

GAMES LOST

Most Consecutive Games Lost

8 2001-02
 7 1961
 7 1961-62

Most Consecutive Games Without Victory

8 2001-02
 7 1961
 7 1961-62
 7 1962

Most Games Lost, Season

13 1984
 11 1961
 11 1962
 11 2001

Most Consecutive Home Games Lost

5 1966-67

Most Consecutive Home Games Without Victory

7 1966-67

Most Consecutive Away Games Lost

16 2000-02

Most Consecutive Away Games Without Victory

16 2000-02

SCORING

Most Points, Season

556 1998
 416 2003
 412 1995

Most Points, Opponent, Season

484 1984

Fewest Points, Season

187 1982s
 259 1979*

Fewest Points, Opponent, Season

133 1969
 139 1979*

Most Points, Game

54 vs. Dal., 10/18/70
 52 vs. Pitt., 11/23/69
 52 vs. Balt., 9/28/69

Most Points, Opponent, Game

56 vs. St. L., 10/6/63

Most Points, Both Teams, Game

87 @ Chi., 12/17/61 (Minn. 35, Chi. 52)
 86 @ LA Rams, 11/19/72 (Minn. 45, LA Rams 41)

Fewest Points, Both Teams, Game

3 vs. G.B., 11/14/71 (Minn. 3, G.B. 0)

Most Points Overcome To Win Game

24 vs. S.F., 12/4/77
 23 @ Phil., 12/1/85
 21 @ S.F., 10/24/65
 20 vs. Chi., 10/4/92

Most Points, Opponent, Overcome To Win Game

21 @ Cin., 12/24/95
 20 @ N.E., 11/13/94
 19 @ Buf., 9/16/82

Most Points, First Half

35 vs. G.B., 9/28/86
 35 vs. Det., 12/2/07
 34 vs. Dal., 10/19/70
 34 vs. Chi., 11/25/90

Most Points, Opponent, First Half

45 @ Sea., 9/29/02

Most Points, Both Teams, First Half

55 @ Sea., 9/29/02

Most Points, Second Half

38 vs. Jack., 12/20/98
 35 @ LA Rams, 11/19/72
 35 vs. Pitt., 11/23/69

Most Points, Opponent, Second Half

35 vs. St. L., 10/6/63

Most Points, Both Teams, Second Half

58 vs. Buf., 9/15/02

Most Points, First Quarter

28 vs. G.B., 9/28/86
 21 vs. Det., 11/15/92
 21 @ Dal., 11/26/98
 21 vs. TB., 10/3/99

Most Points, Opponent, First Quarter

21 @ Oak., 12/11/77
 21 @ Oak., 12/17/78
 21 @ Den., 11/18/64
 21 @ Cin., 11/23/86
 21 @ S.F., 12/18/95

Most Points, Both Teams, First Quarter

31 @ Cin., 11/23/86

Most Points, Second Quarter

26 vs. S.F., 9/29/63
 26 vs. Atl., 9/14/68
 28 vs. S.D., 11/28/99
 28 vs. Det., 12/2/07
 24 vs. Det., 10/8/89

Most Points, Opponent, Second Quarter

31 @ Sea., 9/29/02

Most Points, Both Teams, Second Quarter

35 vs. S.F., 9/29/63
 35 @ S.F., 10/24/65
 35 vs. Det., 12/2/07

Most Points, Third Quarter

24 @ Pitt., 9/24/95
 21 @ S.F., 10/24/65
 21 vs. Phil., 12/22/85
 21 vs. Det., 9/13/67

Most Points, Opponent, Third Quarter

24 @ Chi., 9/19/85

Most Points, Both Teams, Third Quarter

31 @ Chi., 12/17/61

Most Points, Fourth Quarter

26 @ Phil., 12/1/85
 24 @ Pitt., 11/26/67
 24 vs. TB., 11/30/86
 24 vs. Jack., 12/20/98

Most Points, Opponent, Fourth Quarter

28 @ Balt., 12/16/62
 28 vs. St. L., 10/6/63
 28 vs. G.B., 11/21/65
 28 @ Chi., 9/17/89

Most Points, Both Teams, Fourth Quarter

35 @ Balt., 12/16/62
 35 @ Chi., 12/19/65
 35 @ LA Rams, 11/19/72

Most Consecutive Games Scoring

260 1991-2007
 161 1962-73

Largest Margin of Victory

48 vs. Cle., 11/9/69 (51-3)
 42 vs. N.O., 12/4/88 (45-3)
 41 vs. Dal., 10/18/70 (54-13)
 41 vs. Hou., 10/13/74 (51-10)
 40 vs. Atl., 9/14/68 (47-7)
 40 @ Dal., 11/13/86 (43-3)
 40 vs. Jack., 12/20/98 (50-10)
 38 vs. Balt., 9/28/69 (52-14)
 38 vs. Pitt., 11/23/69 (52-14)
 38 vs. Atl., 11/9/75 (38-0)

Largest Margin of Defeat

44 @ S.F., 12/8/84 (7-51)
 38 @ Det., 12/12/81 (7-45)
 36 @ LA Rams, 9/22/67 (3-39)
 35 vs. Phil., 9/14/80 (7-42)
 34 @ G.B., 11/11/07 (0-34)
 32 @ LA Rams, 10/24/77 (3-35)
 31 @ Balt., 12/6/63 (10-41)
 31 @ Det., 12/9/78 (14-45)
 31 vs. SF., 9/8/83 (17-48)
 31 vs. Chi., 11/25/84 (3-34)
 31 @ St. L., 11/30/03 (17-48)

TOUCHDOWNS

Most Touchdowns, Season

64 1998
 51 2003
 50 2004
 49 1988
 49 1999

Most Touchdowns, Opponent, Season

59 1984

Fewest Touchdowns, Season

23 1982s
 28 1993*

Fewest Touchdowns, Opponent, Season

14 1970
 14 1971
 24 1988

Most Touchdowns, Game

7 vs. Balt., 9/28/69
 7 vs. Pitt., 11/23/69
 7 @ TB., 10/23/88

Most Touchdowns, Opponent, Game

8 vs. St. L., 10/6/63
 7 @ Chi., 12/17/61

Most Touchdowns, Both Teams, Game

12 @ Chi., 12/17/61

Most Consecutive Games Scoring Touchdown

97 1995-2001
 55 1962-66
 52 2002-2005

POINT AFTER TOUCHDOWNS

Most Point After Touchdowns, Season

59 1998
 48 1988
 48 2003

Most Point After Touchdowns, Opponent, Season

58 1984

Most Point After Touchdowns, Game

7 vs. Balt., 9/28/69
 7 vs. Pitt., 11/23/69
 7 @ TB., 10/23/88

Most Point After Touchdowns, Opponent, Game

8 @ St. L., 10/6/63
 7 @ Chi., 12/17/61

Most Consecutive Point After Touchdowns

199 1968-74

FIELD GOALS

Most Field Goals Attempted, Season

45 1970
 44 1989
 39 1994

Most Field Goals Attempted, Opponent, Season

42 1999

Fewest Field Goals Attempted, Season

14 1982s
 18 2001*

Most Field Goals Attempted, Game

7 vs. LA Rams, 11/5/89
 6 vs. N.O., 9/27/70
 6 @ Chi., 9/23/73
 6 vs. Clew., 11/4/73

6 vs. Cin., 12/25/89
 6 vs. G.B., 9/26/93
 6 @ Balt., 12/13/98

Most Field Goals Attempted, Opponent, Game
 8 vs. Det., 11/13/86

Most Field Goals Attempted, Both Teams, Game
 10 @ Chi., 9/23/73

Most Field Goals, Season
 35 1998
 34 1994
 32 1989

Most Field Goals, Opponent, Season
 34 2006

Fewest Field Goals, Season
 8 1977, 1982&
 12 1978

Most Field Goals, Game
 7 vs. LA Rams, 11/5/89
 6 @ Balt., 12/13/98

Most Field Goals, Opponent, Game
 6 vs. Det., 11/13/86
 6 @ Det., 10/17/99

Most Field Goals, Both Teams, Game
 7 vs. Det., 11/13/86
 7 @ Chi., 9/23/73
 7 vs. NYG, 11/16/86
 7 vs. LA Rams, 11/5/89
 7 vs. G.B., 9/26/93
 7 vs. Det., 9/20/98
 7 @ Det., 10/17/99
 7 vs. Chi., 9/24/06
 7 vs. Oak., 11/18/07

Most Consecutive Games Scoring Field Goal
 31 1968-70

SAFETIES

Most Safeties, Season
 3 1985, 1981

Most Safeties, Opponent, Season
 2 1988, 1995, 1996, 2007

Most Safeties, Game
 2 @ Atl., 10/5/03

FIRST DOWNS

Most First Downs, Season
 351 2004
 350 2002

Most First Downs, Opponent, Season
 350 2004

Most First Downs, Both Teams, Season
 701 2004

Fewest First Downs, Season
 167 1982&
 272 2006*

Fewest First Downs, Opponent, Season
 158 1969
 243 1988

Most First Downs, Game
 34 vs. Balt., 9/28/69
 33 vs. Det., 11/6/88
 32 @ G.B., 11/17/91
 32 vs. N.O., 11/19/95

Most First Downs, Opponent, Game
 33 @ Phil., 11/11/01

Most First Downs, Both Teams, Game
 57 vs. Buf., 9/15/02

Fewest First Downs, Game
 3 @ G.B., 12/21/06

Fewest First Downs, Opponent, Game
 3 @ Det., 11/24/88

Fewest First Downs, Both Teams, Game
 14 @ Atl., 12/21/69

Most First Downs, Rushing, Season
 142 1975

Most First Downs, Rushing, Opponent, Season
 148 1979

Fewest First Downs, Rushing, Season
 52 1982&
 75 1996*

Fewest First Downs, Rushing, Opponent, Season
 53 1982&
 53 2006*

Most First Downs, Rushing, Game
 19 vs. Chi., 10/17/85

Most First Downs, Rushing, Opponent, Game
 20 vs. S.F., 10/15/61

Fewest First Downs, Rushing, Game
 0 vs. Chi., 10/28/96

Fewest First Downs, Rushing, Opponent, Game
 0 vs. S.F., 12/14/69
 0 @ Det., 11/24/88
 0 vs. Det., 12/00
 0 @ Det., 12/10/06

Most First Downs Passing, Season
 225 2004

Most First Downs Passing, Opponent, Season
 222 2007

Fewest First Downs Passing, Season
 85 1967
 136 1987#
 139 2007

Fewest First Downs Passing, Opponent, Season
 80 1977

Most First Downs, Passing, Game
 24 vs. Balt., 9/28/69

Most First Downs, Passing, Opponent, Game
 22 @ N.E., 11/13/94
 22 vs. Buf., 9/15/02
 22 @ G.B., 11/11/07

Fewest First Downs, Passing, Game
 1 @ G.B., 12/21/06

Fewest First Downs, Passing, Opponent, Game
 1 vs. Chi., 10/1/67
 1 @ S.F., 11/29/76
 1 @ Chi., 11/20/77
 1 @ Chi., 12/3/06

Most First Downs, Penalty, Season
 36 1999

Most First Downs, Penalty, Opponent, Season
 36 2003

Fewest First Downs, Penalty, Season
 8 1982&
 16 1992, 1993*

Fewest First Downs, Penalty, Opponent, Season
 8 1982
 10 1974

Most First Downs, Penalty, Game
 6 vs. Oak., 9/14/81
 6 vs. S.F., 10/24/99

Most First Downs, Penalty, Opponent, Game
 7 @ Chi., 9/25/78

NET YARDS GAINED RUSHING AND PASSING

Most Yards Gained, Season
 6,339 2004
 6,294 2003

Most Yards Gained, Opponent, Season
 6,352 1984

Fewest Yards Gained, Season
 2,879 1982&
 4,316 2005*

Fewest Yards Gained, Opponent, Season
 2,720 1969
 4,091 1988*

Most Yards Gained, Game
 622 vs. Balt., 9/28/69
 605 @ N.O., 10/17/04
 559 vs. S.F., 10/30/66

Most Yards Gained, Opponent, Game
 576 @ Balt., 12/16/62

Most Yards Gained, Both Teams, Game
 1,013 @ Wash., 11/2/86

Fewest Yards Gained, Game
 87 vs. G.B., 11/14/71

Fewest Yards Gained, Opponent, Game
 60 vs. Atl., 11/9/75
 60 @ N.O., 11/16/75
 60 @ Det., 11/24/88

Fewest Yards Gained, Both Teams, Game
 272 vs. LA Rams, 10/26/70

Most Consecutive Games, 300 or More Yards
 36 2002-2004

Most Consecutive Games, 400 or More Yards
 5 2004

RUSHING

ATTEMPTS

Most Rushing Attempts, Season
 556 1975
 551 1966

Most Rushing Attempts, Opponent, Season

583 1979

Fewest Rushing Attempts, Season
 245 1982&
 376 2001*

Fewest Rushing Attempts, Opponent, Season
 260 1982&
 338 1969
 352 1995*

Most Rushing Attempts, Game
 63 vs. Atl., 11/9/75

Most Rushing Attempts, Opponent, Game
 65 vs. LA Rams, 9/19/76

Fewest Rushing Attempts, Game
 11 vs. G.B., 11/29/81
 11 @ N.O., 10/7/01

Fewest Rushing Attempts, Opponent, Game
 6 vs. Ari., 11/26/06

YARDS

Most Yards Gained Rushing, Season
 2,634 2007
 2,507 2002
 2,343 2003

Most Yards Gained Rushing, Opponent, Season
 2,637 1961

Fewest Yards Gained Rushing, Season
 912 1982&
 1,467 2005*

Fewest Yards Gained Rushing, Opponent, Season
 985 2006*
 1,020 1982&
 1,069 1969

Most Yards Gained Rushing, Game
 378 vs. S.D., 11/4/07
 311 @ Chi., 10/14/07

Most Yards Gained Rushing, Opponent, Game
 343 vs. Chi., 11/20/70

Most Yards Gained Rushing, Both Teams, Game
 548 vs. LA Rams, 11/5/61
 486 vs. Chi., 10/17/65

Fewest Yards Gained Rushing, Game
 11 vs. Chi., 10/28/96

Fewest Yards Gained Rushing, Opponent, Game
 -3 @ Det., 12/10/06
 7 @ Mia., 11/19/06

AVERAGE GAIN

Highest Average Gain Rushing, Season
 5.3 2002, 2007

Lowest Average Gain Rushing, Season
 3.2 1970

Highest Average Gain Game (Min. 10 att.)
 8.8 vs. S.D., 11/4/07

TOUCHDOWNS

Most Touchdowns, Rushing, Season
 26 2002
 22 1988, 2007

Most Touchdowns, Rushing, Opponent, Season
 29 1961

Fewest Touchdowns, Rushing, Season
 6 1982&
 7 1996*

Fewest Touchdowns, Rushing, Opponent, Season
 2 1971
 7 2007

Most Touchdowns, Rushing, Game
 4 Many times, last time vs. S.D., 11/4/07

Most Touchdowns, Rushing, Opponent, Game
 5 vs. S.F., 10/15/61
 5 @ St.L., 12/10/00

Most Touchdowns, Rushing, Both Teams, Game
 7 vs. S.F., 10/15/61
 7 @ Sea., 9/29/02

PASSING

ATTEMPTS

Most Passes Attempted, Season
 709 1981

Most Passes Attempted, Opponent, Season
 646 2007

Fewest Passes Attempted, Season

282 1968
432 2007

Fewest Passes Attempted, Opponent, Season
292 1982&
312 1977
366 1979*

Most Passes Attempted, Game
63 @ T.B., 9/5/81
63 @ N.E., 10/20/91

Most Passes Attempted, Opponent, Game
70 @ N.E., 11/13/94

Most Passes Attempted, Both Teams, Game
112 @ N.E., 11/13/94

Fewest Passes Attempted, Game
8 @ G.B., 11/27/77

Fewest Passes Attempted, Opponent, Game
6 @ Chi., 10/23/72

Fewest Passes Attempted, Both Teams, Game
22 vs. G.B., 11/14/71

COMPLETIONS
Most Passes Completed, Season
409 1994

Most Passes Completed, Opponent, Season
415 2007

Fewest Passes Completed, Season
150 1967
232 1987#
249 2007*

Fewest Passes Completed, Opponent, Season
149 1967
149 1977
218 1990*

Most Passes Completed, Game
38 vs. Clev., 12/14/80
38 vs. G.B., 11/29/81
37 @ T.B., 9/5/81
37 @ Phil., 9/20/04

Most Passes Completed, Opponent, Game
45 @ N.E., 11/12/94

Most Pass Completions, Both Teams, Game
71 @ N.E., 11/13/94

Fewest Passes Completed, Game
2 @ G.B., 10/15/67

Fewest Passes Completed, Opponent, Game
2 vs. Chi., 12/3/72

Fewest Pass Completions, Both Teams, Game
11 vs. G.B., 11/14/71

YARDS
Most Yards Gained, Passing, Season
4,754 2004
4,492 1998
4,333 1981

Most Yards Gained, Passing, Opponent, Season
4,500 2007

Fewest Yards Gained, Passing, Season
1,655 1971
2,826 1987#
2,869 1992*

Fewest Yards Gained, Passing, Opponent, Season
1,442 1970
2,489 1988*

Most Yards Gained, Passing, Game
530 vs. Balt., 9/26/89

Most Yards Gained, Passing, Opponent, Game
486 @ T.B., 12/7/80

Most Yards Gained, Passing, Both Teams, Game
918 @ S.D., 11/9/03

Fewest Yards Gained, Passing, Game
21 vs. G.B., 11/14/71
21 vs. Det., 12/11/71

Fewest Yards Gained, Passing, Opponent, Game
-7 @ N.O., 11/16/75

Fewest Yards Gained, Passing, Both Teams, Game
102 vs. Atl., 11/9/75

COMPLETION PERCENTAGE
Highest Completion Percentage, Season

68.8 2004 (380-552)

Highest Completion Percentage, Opponent, Season
65.1 1984 (319 of 490)

Lowest Completion Percentage, Season
44.6 1967 (150 of 336)

Lowest Completion Percentage, Opponent, Season
45.6 1988 (219 of 480)

Highest Completion Percentage, Game (10 att.)
87.5 vs. Cin., 11/13/77 (21 of 24)

Highest Completion Percentage, Opponent, Game (10 att.)
85.2 @ LA Raiders, 9/5/93 (23 of 27)
83.3 vs. S.F., 12/26/94 (30 of 36)

Highest Completion Percentage, Both Teams, Game
77.6 @ Chi., 9/18/94 (52 of 67)

Lowest Completion Percentage, Game (10 att.)
18.2 @ G.B., 10/15/67 (2 of 11)

Lowest Completion Percentage, Opponent, Game
15.3 vs. Chi., 12/3/72 (2 of 13)

Lowest Completion Percentage, Both Teams, Game
29.8 @ Det., 12/17/67 (14 of 47)

TOUCHDOWNS
Most Touchdowns, Passing, Season
41 1998

Most Touchdowns, Passing, Opponent, Season
35 1984

Fewest Touchdowns, Passing, Season
9 1971
12 2007

Fewest Touchdowns, Passing, Opponent, Season
6 1970
11 1993

Most Touchdowns, Passing, Game
7 vs. Balt., 9/26/89
6 vs. G.B., 9/28/88

Most Touchdowns, Passing, Opponent, Game
5 Many Times, last @ T.B., 11/3/02

SACKS
TOTAL SACKS
Most Sacks, Season
71 1989
51 1992

Most Sacks, Opponent, Season
64 1984
61 1961

Fewest Sacks, Season
16 1961
30 1979, 1980, 2001, 2006

Fewest Sacks, Opponent, Season
19 1974
25 1998*

Most Sacks, Game
9 vs. Det., 10/6/68
9 vs. Chi., 11/2/69
9 @ Atl., 12/20/70
9 @ Chi., 10/25/93

Most Sacks, Opponent, Game
11 @ Chi., 10/28/84
10 vs. Balt., 9/23/62

Most Sacks, Both Teams, Game
14 vs. Chi., 11/2/69

SACK YARDAGE
Most Sack Yardage, Season
502 1989

Most Sack Yardage, Opponent, Season
538 1961

Most Sack Yardage, Game
78 vs. Chi., 11/2/69
77 @ Atl., 12/20/70

Most Sack Yardage, Opponent, Game
114 @ Chi., 12/17/61

SACK RATIO
Highest Attempts/Sack Ratio, Season
24.4 1981 (709-29)
21.7 1994 (673-31)
21.1 1974 (400-19)

Highest Attempts/Sack Ratio, Opponent, Season
22.8 1961 (365-16)
20.1 2002 (542-27)
20.0 2006 (599-30)

Fewest Attempts/Sack Ratio, Season
6.2 1961 (377-61)
6.8 1964 (326-48)
7.1 1962 (348-49)

Fewest Attempts/Sack Ratio, Opponent, Season
6.9 1989 (488-71)
7.0 1963 (404-58)
7.2 1968 (323-45)

INTERCEPTIONS

TOTAL INTERCEPTIONS
Most Interceptions, Season
36 1988

Most Interceptions, Opponent, Season
34 1978

Fewest Interceptions, Season
8 2000, 2001

Most Interceptions, Game
6 @ T.B., 10/23/88
6 @ Pitt., 9/24/95

Most Interceptions, Opponent, Game
5 Many Times, last @ Cin., 9/18/05

YARDS

Most Yards, Season
693 2003
589 1986

Most Yards, Opponent, Season
445 1962
442 1978

Fewest Yards, Season
47 2001

Fewest Yards, Opponent, Season
37 1982&
88 1973, 1986

Most Yards, Game
169 @ NYG, 11/25/07

Most Yards, Opponent, Game
176 @ N.O., 9/3/76

TOUCHDOWNS
Most Touchdowns By Interceptions, Season
6 1992, 2007

Most Touchdowns By Interceptions, Opponent, Season
4 1967, 2006

PUNTING

TOTAL PUNTS
Most Punts, Season
94 2006

Most Punts, Opponent, Season
99 1969

Most Punts, Game
12 @ G.B., 11/21/82

Most Punts, Opponent, Game
12 @ N.O., 11/16/75

Fewest Punts, Both Teams, Game
1 @ T.B., 10/29/00

Consecutive Punts, No Blocks
563 1979-87

AVERAGE YARDAGE
Highest Average Distance, Punting, Season
46.4 1964

Highest Average Distance, Punting, Opponent, Season
43.9 1963

Highest Average Distance, Punting, Game (4 punts)
57.5 @ Det., 9/16/07

Highest Average Distance, Punting, Opponent, Game (4 punts)
54.9 vs. S.D., 11/4/07

PUNT RETURNS

TOTAL RETURNS
Most Punt Returns, Season
59 1968

Most Punt Returns, Opponent, Season
52 1978

Most Punt Returns, Game
9 @ LA Rams, 12/2/79

Most Punt Returns, Opponent, Game
9 @ G.B., 12/21/06

YARDS GAINED
Most Yards, Punt Returns, Season
553 1986

Most Yards, Punt Returns, Opponent, Season
577 1996

Most Yards, Punt Returns, Game
117 vs. Wash., 11/3/66

Most Yards, Punt Returns,

Opponent, Game
131 @ S.F., 10/3/93

TOUCHDOWNS
Most Touchdowns, Punt Returns, Season
1 Many times, last in 2006

Most Touchdowns, Punt Returns, Opponent, Season
1 Many times, last in 2007

KICKOFF RETURNS
TOTAL RETURNS
Most Kickoff Returns, Season
86 1984, 2002

Most Kickoff Returns, Opponent, Season
83 1994

Most Kickoff Returns, Game
9 @ Phil., 11/11/01
9 @ Sea., 9/29/02

Most Kickoff Returns, Opponent, Game
10 @ Balt., 12/13/98

YARDS GAINED
Most Yards, Kickoff Returns, Season
1,775 1984, 2002

Most Yards, Kickoff Returns, Opponent, Season
2,008 1998

Most Yards, Kickoff Returns, Game
237 @ Phil., 11/11/01

Most Yards, Kickoff Returns, Opponent, Game
367 @ Balt., 12/13/98

TOUCHDOWNS
Most Touchdowns, Kickoff Returns, Season
2 1999

Most Touchdowns, Kickoff Returns, Opponent, Season
4 1998

FUMBLES
TOTAL FUMBLES
Most Fumbles, Season
45 1963

Most Fumbles, Opponent, Season
50 1963

Fewest Fumbles, Season
10 1998
12 1982&

Fewest Fumbles, Opponent, Season
16 2002

Most Fumbles, Game
8 @ S.F., 10/24/65

Most Fumbles, Opponent, Game
10 vs Det., 11/12/67

FUMBLES LOST
Most Fumbles Lost, Season
25 1965

Most Fumbles Lost, Opponent, Season
31 1963

Fewest Fumbles, Lost, Season
3 1980

Fewest Fumbles, Lost, Opponent, Season
7 2002, 2003
8 1966

Most Fumbles Lost, Game
5 @ Atl., 12/21/63 (LT)

Most Fumbles Lost, Opponent, Game
6 vs Det., 11/24/63 (LT)

Most Consecutive Games without Losing Fumble
10 1998-99

PENALTIES
TOTAL PENALTIES
Most Penalties, Season
137 2002

Most Penalties, Opponent, Season
137 2005

Fewest Penalties, Season
36 1961
83 1991*

Fewest Penalties, Opponent, Season
47 1972
81 1994*

Most Penalties, Game
16 @ Dal., 12/19/62

Most Penalties, Opponent, Game
17 @ Cin., 9/18/05

Fewest Penalties, Game
0 Many times, last vs Chi., 12/3/72

Fewest Penalties, Opponent, Game
0 @ G.B., 11/27/77
0 @ Chi., 10/23/72

YARDS PENALIZED
Most Yards Penalized, Season
1,139 2002

Most Yards Penalized, Opponent, Season
1,167 1998

Fewest Yards Penalized, Season
375 1961
565 1991*

Fewest Yards Penalized, Opponent, Season
399 1982&
614 1994*

Most Yards Penalized, Game
173 @ L.A. Rams, 9/22/67

Most Yards Penalized, Opponent, Game
169 @ Det., 10/25/98

Fewest Yards Penalized, Game
0 Many times, last vs Chi., 12/3/72

Fewest Yards Penalized, Opponent, Game
0 Many times, last @ NYJ, 11/23/97

BLOCKED KICKS
Most, Season
13 1976, 1979

Most, Season, Opponent
6 1961, 1974

Most, Game
4 @ T.B., 11/25/79 (2 pat, 1-fg, 1 punt)

Most, Game, Opponent
2 Dal., 10/20/68 (2-fgs)
2 Buff., 12/9/79 (1-fg, 1 punt)
2 @ Atl., 12/15/85 (2-fgs)
2 Chi., 10/28/96 (1 punt, 1-fg)

VIKINGS OPENING DAY RESULTS

DATE	OPPONENT (ATTENDANCE)	RESULT	HEAD COACH	STARTING QB	FINAL RECORD
9/17/1961	vs. Chicago (32,236)	W, 37-13	Norm Van Brocklin	George Shaw	3-11
9/16/1962	at Green Bay (38,669)	L, 7-34	Norm Van Brocklin	Fran Tarkenton	2-11-1
9/15/1963	at San Francisco (30,781)	W, 24-20	Norm Van Brocklin	Fran Tarkenton	5-8-1
9/13/1964	vs. Baltimore Colts (35,563)	W, 34-24	Norm Van Brocklin	Fran Tarkenton	8-5-1
9/19/1965	at Baltimore Colts (56,562)	L, 16-35	Norm Van Brocklin	Fran Tarkenton	7-7
9/11/1966	at San Francisco (29,312)	T, 20-20	Norm Van Brocklin	Fran Tarkenton	4-9-1
9/17/1967	vs. San Francisco (39,638)	L, 21-27	Bud Grant	Ron VanderKelen	3-8-3
9/14/1968	vs. Atlanta (45,563)	W, 47-7	Bud Grant	Joe Kapp	8-6
9/21/1969	at NY Giants (62,900)	L, 23-24	Bud Grant	Gary Cuozzo	12-2#
9/20/1970	vs. Kansas City (47,900)	W, 27-10	Bud Grant	Gary Cuozzo	12-2#
9/20/1971	at Detroit (54,418)	W, 16-13	Bud Grant	Gary Cuozzo	11-3#
9/18/1972	vs. Washington (47,900)	L, 21-24	Bud Grant	Fran Tarkenton	7-7
9/16/1973	vs. Oakland (46,619)	W, 24-16	Bud Grant	Fran Tarkenton	12-2#
9/15/1974	at Green Bay (56,312)	W, 32-17	Bud Grant	Fran Tarkenton	10-4#
9/21/1975	vs. San Francisco (48,418)	W, 27-17	Bud Grant	Fran Tarkenton	12-2#
9/12/1976	at New Orleans (58,156)	W, 40-9	Bud Grant	Fran Tarkenton	11-2-1#
9/18/1977	vs. Dallas (47,678)	L, 10-16 (OT)	Bud Grant	Fran Tarkenton	9-5#
9/3/1978	at New Orleans (54,187)	L, 24-31	Bud Grant	Fran Tarkenton	8-7-1#
9/2/1979	vs. San Francisco (46,539)	W, 28-22	Bud Grant	Tommy Kramer	7-9
9/7/1980	vs. Atlanta (44,733)	W, 24-23	Bud Grant	Tommy Kramer	9-7#
9/5/1981	at Tampa Bay (62,287)	L, 13-21	Bud Grant	Steve Dils	7-9
9/12/1982	vs. Tampa Bay (58,440)	W, 17-10	Bud Grant	Tommy Kramer	5-4#
9/4/1983	at Cleveland (70,087)	W, 27-21	Bud Grant	Tommy Kramer	8-8
9/2/1984	vs. San Diego (57,276)	L, 13-42	Les Steckel	Tommy Kramer	3-13
9/8/1985	vs. San Francisco (57,375)	W, 28-21	Bud Grant	Tommy Kramer	7-9
9/7/1986	vs. Detroit (54,851)	L, 10-13	Jerry Burns	Tommy Kramer	9-7
9/13/1987	vs. Detroit (57,061)	W, 34-19	Jerry Burns	Wade Wilson	8-7#
9/4/1988	at Buffalo (76,783)	L, 10-13	Jerry Burns	Wade Wilson	11-5#
9/10/1989	vs. Houston (54,015)	W, 38-7	Jerry Burns	Wade Wilson	10-6#
9/9/1990	at Kansas City (68,363)	L, 21-24	Jerry Burns	Wade Wilson	6-10
9/1/1991	at Chicago (64,112)	L, 6-10	Jerry Burns	Wade Wilson	8-8
9/6/1992	at Green Bay (58,617)	W, 23-20 (OT)	Dennis Green	Rich Gannon	11-5#
9/5/1993	at LA Raiders (44,120)	L, 7-24	Dennis Green	Jim McMahon	9-7#
9/4/1994	at Green Bay (59,487)	L, 10-16	Dennis Green	Warren Moon	10-6#
9/3/1995	at Chicago (63,026)	L, 14-31	Dennis Green	Warren Moon	8-8
9/1/1996	vs. Detroit (52,972)	W, 17-13	Dennis Green	Warren Moon	9-7#
8/31/1997	at Buffalo (79,139)	W, 34-13	Dennis Green	Brad Johnson	9-7#
9/6/1998	vs. Tampa Bay (62,538)	W, 31-7	Dennis Green	Brad Johnson	15-1#
9/12/1999	at Atlanta (69,555)	W, 17-14	Dennis Green	Randall Cunningham	10-6#
9/3/2000	vs. Chicago (64,104)	W, 30-27	Dennis Green	Daunte Culpepper	11-5#
9/9/2001	vs. Carolina (64,108)	L, 13-24	Dennis Green	Daunte Culpepper	5-11
9/8/2002	at Chicago (63,226)*	L, 23-27	Mike Tice	Daunte Culpepper	6-10
9/7/2003	at Green Bay (70,505)	W, 30-25	Mike Tice	Daunte Culpepper	9-7
9/12/2004	vs. Dallas (64,105)	W, 35-17	Mike Tice	Daunte Culpepper	8-8#
9/11/2005	vs. Tampa Bay (63,939)	L, 13-24	Mike Tice	Daunte Culpepper	9-7
9/11/2006	at Washington (90,608)	W, 19-16	Brad Childress	Brad Johnson	8-10
9/9/2007	vs. Atlanta (62,815)	W, 24-3	Brad Childress	Tarvaris Jackson	8-8

*at Champaign, IL #qualified for playoffs

RECORDS

VIKINGS OPENING DAY HIGHS

INDIVIDUAL

Rushing Attempts

1. .31- Chester Taylor, 2006
- 2T. .22- Dave Osborn, 1968
- 2T. .22- Chuck Foreman, 1974
- 2T. .22- Chuck Foreman, 1977
- 2T. .22- Robert Smith, 1996
- 6T. .22- Moe Williams, 2003
7. .20- Tommy Mason, 1963
- 8T. .20- Bill Brown, 1964
- 8T. .20- Tommy Mason, 1964
- 8T. .20- Ted Brown, 1981
- 8T. .20- Herschel Walker, 1991

Passing Attempts

1. .62- Steve Dils, 1981
2. .49- Fran Tarkenton, 1978
3. .44- Rich Gannon, 1992
4. .42- Tommy Kramer, 1980
- 5T. .38- Tommy Kramer, 1986
- 5T. .38- Daunte Culpepper, 2001
7. .37- Warren Moon, 1994
- 8T. .36- many players

Receptions

- 1T. .12- Rickey Young, 1978
- 1T. .12- Ted Brown, 1981
3. .11- Ahmad Rashad, 1980
4. .9- Randy Moss, 2003
- 5T. .8- Steve Jordan, 1991
- 5T. .8- Amp Lee, 1995
- 5T. .8- Kris Carter, 1996
- 5T. .8- Kris Carter, 1997
- 9T. .7- many players

Longest Field Goal

1. .53- Paul Edinger, 2005
2. .52- Jan Stenerud, 1964
3. .50- Fuad Revez, 1992
4. .49- Ryan Longwell, 2007
- 5T. .46- Aaron Elling, 2003
- 5T. .46- Ryan Longwell, 2006
- 7T. .45- Rick Danmeier, 1991
- 7T. .45- Gary Anderson, 2000
- 9T. .44- Fred Cox, 1964
- 9T. .44- Rick Danmeier, 1978
- 9T. .44- Rick Danmeier, 1978

Most Punt Returns

1. .6- Eddie Payton, 1981
2. .5- Charlie West, 1969
- 2T. .5- David Palmer, 1994
- 2T. .5- Nate Jacquet, 2001
- 2T. .5- Keenan Howry, 2005
- 5T. .4- Charlie West, 1968
- 5T. .4- Leonard Willis, 1976
- 5T. .4- Rufus Bess, 1983
- 5T. .4- Leo Lewis, 1988
- 5T. .4- Leo Lewis, 1989

Most Interceptions

- 1T. .2- Larry Vargo, 1965
- 1T. .2- Paul Krause, 1972
- 1T. .2- Jeff Siemon, 1972
- 1T. .2- Jeff Brady, 1996
- 1T. .2- Corey Chavous, 2003
- 6T. .1- many players

Rushing Yards

1. .169- Robert Smith, 1997
2. .140- Terry Allen, 1992
3. .137- Tommy Mason, 1964
4. .122- Chuck Foreman, 1978
5. .113- Robert Smith, 1996
6. .109- Robert Smith, 2000
- 7T. .103- Bill Brown, 1964
- 7T. .103- Adrian Peterson, 2007
9. .101- Clinton Jones, 1968
10. .99- Bill Brown, 1966

Completions

1. .37- Steve Dils, 1981
2. .30- Tommy Kramer, 1980
3. .28- Fran Tarkenton, 1978
4. .26- Warren Moon, 1995
- 5T. .22- Tommy Kramer, 1983
- 5T. .22- Randall Cunningham, 1999
- 5T. .22- Daunte Culpepper, 2001
- 5T. .22- Daunte Culpepper, 2005
- 9T. .21- many players

Receiving Yards

1. .160- Ahmad Rashad, 1980
- 2T. .152- Gene Washington, 1969
- 2T. .152- Ahmad Rashad, 1979
4. .150- Randy Moss, 2003
5. .134- Rickey Young, 1978
6. .126- Bob Grim, 1971
7. .123- Anthony Carter, 1989
8. .121- Kris Carter, 1997
9. .106- Chuck Foreman, 1976
10. .95- Randy Moss, 1998
-

Most Field Goals

- 1T. .3- Fred Cox, 1965
- 1T. .3- Fred Cox, 1969
- 1T. .3- Fred Cox, 1971
- 1T. .3- Fuad Revez, 1992
- 1T. .3- Gary Anderson, 2000
- 1T. .3- Doug Brien, 2002
- 1T. .3- Aaron Elling, 2003
- 8T. .2- many players

Longest Punt Return

1. .29- Leonard Willis, 1976
- 2T. .20- Hugh McElhenny, 1961
- 2T. .20- Meredith Moore, 2006
- 4T. .19- Bob Reed, 1962
- 4T. .19- Bob Grim, 1970
- 4T. .19- Keenan Howry, 2005
- 7T. .18- Eddie Payton, 1981
- 7T. .18- Leo Lewis, 1989
9. .17- Charlie West, 1969
- 10T. .16- many players

Longest Interception Return

1. .88- Darren Sharper, 2005
2. .77- Brian Williams, 2003
3. .54- Kevin Williams, 2007
4. .40- Paul Krause, 1970
5. .38- Jimmy Hitchcock, 1998
6. .37- Ed Sharrockman, 1967
7. .30- Donald Frank, 1995
8. .26- Neal Guggemos, 1987
9. .25- Jack Morris, 1961
- 10T. .23- Dale Hackbart, 1966
- 10T. .23- Jeff Siemon, 1972

Rushing TDs

1. .3- Daunte Culpepper, 2000
- 2T. .2- Bill Brown, 1968
- 2T. .2- Chuck Foreman, 1976
- 2T. .2- Brent McClanahan, 1976
- 2T. .2- Ted Brown, 1983
- 2T. .2- Rick Fennay, 1989
- 7T. .1- many players

Passing Yards

1. .395- Tommy Kramer, 1980
2. .361- Steve Dils, 1981
3. .297- Tommy Kramer, 1979
4. .282- Fran Tarkenton, 1978
5. .266- Rich Gannon, 1992
6. .262- Fran Tarkenton, 1963
7. .255- Gary Cuozzo, 1969
8. .250- Fran Tarkenton, 1961
- 9T. .248- many players

Receiving TDs

1. .4- Ahmad Rashad, 1979
- 2T. .2- Rickey Young, 1978
- 2T. .2- Herschel Walker, 1990
- 2T. .2- Hassan Jones, 1992
- 2T. .2- Kris Carter, 1997
- 2T. .2- Kris Carter, 1998
- 2T. .2- Randy Moss, 1998
- 2T. .2- Randy Moss, 2004
- 8T. .1- many players

Most Points

1. .24- Ahmad Rashad, 1979
- 2T. .18- Bill Brown, 1968
- 2T. .18- Ted Brown, 1983
- 2T. .18- Daunte Culpepper, 2000
- 5T. .12- many players

Most Kickoff Returns

- 1T. .5- Bob Reed, 1962
- 1T. .5- Lance Rentzel, 1965
- 1T. .5- Eddie Payton, 1980
- 1T. .5- Tyrone Carter, 2000
- 1T. .5- Nate Jacquet, 2001
- 6T. .4- many players

Longest Rush

1. .78- Robert Smith, 1997
2. .73- Dave Osborn, 1967
3. .59- Robert Smith, 2000
- 4T. .51- Tommy Mason, 1964
- 4T. .51- Terry Allen, 1992
6. .43- Clinton Jones, 1968
7. .34- Darin Nelson, 1983
- 7T. .34- Leroy Hoard, 1999
9. .33- Bill Brown, 1966
10. .27- Rick Fennay, 1990

Passing TDs

1. .5- Daunte Culpepper, 2004
- 2T. .4- Fran Tarkenton, 1961
- 2T. .4- Tommy Kramer, 1979
- 2T. .4- Brad Johnson, 1998
- 5T. .3- Joe Kapp, 1968
- 5T. .3- Tommy Kramer, 1980
- 5T. .3- Wade Wilson, 1987
- 5T. .3- Wade Wilson, 1990
- 5T. .3- Daunte Culpepper, 2003

Longest Pass Plays

1. .73- W. Wilson to A. Carter, 1987
2. .66- D. Culpepper to R. Moss, 2000
3. .63- D. Culpepper to O. Smith, 2004
4. .61- D. Culpepper to B. Chamberlain, 2002
5. .60- T. Jackson to A. Peterson, 2007
6. .52- T. Kramer to A. Rashad, 1979
7. .50- G. Cuozzo to G. Washington, 1969
- 8T. .48- F. Tarkenton to J. Reichow, 1961
- 8T. .48- F. Tarkenton to B. Brown, 1964
- 8T. .48- F. Tarkenton to R. Young, 1978
- 8T. .48- B. Johnson to R. Moss, 1998

Longest Punt

1. .77- Mike Mercer, 1962
2. .65- Randall Cunningham, 1997
3. .62- Chris Kluge, 2005
- 4T. .60- Bobby Walden, 1966
- 4T. .60- Harry Newsome, 1991
6. .59- Mike Mercer, 1961
7. .58- Greg Coleman, 1985
8. .57- Greg Coleman, 1980
- 9T. .56- Greg Coleman, 1982
- 9T. .56- Harry Newsome, 1992

Longest Kickoff Return

1. .71- Clinton Jones, 1969
2. .51- David Palmer, 1999
3. .49- Charlie West, 1970
- 4T. .48- Clinton Jones, 1972
- 4T. .48- Quadry Ismail, 1994
6. .44- Troy Williamson, 2006
7. .41- Jimmy Edwards, 1979
8. .40- Bob Reed, 1962
- 9T. .38- Dave Osborn, 1975
- 9T. .38- Tyrone Carter, 2000

VIKINGS IN FINAL NFL OFFENSIVE, DEFENSIVE RANKINGS

Year	Offense			Defense		
	Total	Rush	Pass	Total	Rush	Pass
1961	.12	.7	.13	.14	.14	.13
1962	.12	.6	.11	.12	.10	.11
1963	.11	.4	.12	.9	.7	.10
1964	.6	.2	.11	.10	.5	.13
1965	.4	.2	.8	.7	.9	.6
1966	.4	.3	.7	.6	.7	.2
1967	.14	.9	.14	.6	.15	.3
1968	.14	.6	.15	.5	.11	.3
1969	.10	.4	.12	*1	.2	*1
1970	.19	.14	.14	*1	.5	*1
1971	.23	.17	.25	.2	.6	.3
1972	.12	.20	.3	.5	.16	*1
1973	.7	.6	.14	.12	.11	.12
1974	.3	.15	.2	.10	.5	.18
1975	.51	.10	.3	*1	*1	*1
1976	.6	.18	.4	.6	.17	*1
1977	.14	.21	.6	.11	.21	.3
1978	.17	.28	.2	.14	.10	.19
1979	.19	.23	.12	.18	.26	.11
1980	.11	.27	.3	.26	.25	.24
1981	.6	.28	.2	.171	.15	.18
1982	.14	.22	.5	.19	.14	.19
1983	.20	.20	.13	.19	.25	.6
1984	.25	.18	.22	.28	.27	.26
1985	.16	.27	.7	.16	.22	.15
1986	.4	.16	.5	.11	.13	.13
1987	.15	.11	.20	.10	.11	.16
1988	.7	.20	.4	*1	.5	.2
1989	.14	.7	.17	*1	.11	*1
1990	.12	.15	.11	.13	.21	.3
1991	.10	.4	.21	.14	.20	.13
1992	.11	.7	.18	.8	.14	.7
1993	.17	.21	.14	*1	.6	.6
1994	.3	.20	.3	.5	*1	.21
1995	.4	.16	.5	.20	.4	.28
1996	.12	.24	.8	.16	.24	.9
1997	.8	.6	.14	.29	.23	.29
1998	.2	.11	*1	.13	.11	.19
1999	.3	.14	.5	.27	.14	.30
2000	.5	.6	.7	.28	.15	.28
2001	.12	.25	.7	.27	.30	.18
2002	.2	*1	.9	.26	.10	.29
2003	*1	.4	.4	.23	.17	.26
2004	.4	.18	.2	.26	.21	.29
2005	.25	.27	.20	.21	.19	.22
2006	.23	.16	.18	.8	*1	.31T
2007	.13	*1	.28	.20	*1	.32

* Led NFL



The 1989 Vikings defense ranked #1 in the NFL and featured Pro Bowlers DE Chris Doleman (56), DT Keith Millard (75), LB Scott Studwell (55), S Joey Browner and CB Carl Lee. Millard was named NFL Defensive Player of the Year that season while Doleman led the NFL with 21.0 sacks. The defense amassed 71.0 sacks on the season, the 2nd-most in NFL history.

REVENUE OPERATIONS FINANCIALS NFL PLAYERS UNION 2017 PASTOR RECORDS PLAYOFF MEMORIES HISTORY EXTRA POINTS

NFL CAREER LEADERS

COACHING VICTORIES

COACH	WINS
1. Don Shula	328
2. George Halas	318
3. Tom Landry	250
4. Curly Lambeau	226
5. Marty Schottenheimer	200
6. Chuck Noll	193
7. Dan Reeves	190
8. Chuck Knox	186
9. Bill Parcells	172
10. Paul Brown	166
11. Bud Grant	158
12. Mike Holmgren	157

RUSHING YARDS

PLAYER	YARDS
1. Emmitt Smith	18,355
2. Walter Payton	16,726
3. Barry Sanders	15,269
4. Curtis Martin	14,101
5. Jerome Bettis	13,662
6. Eric Dickerson	13,259
7. Tony Dorsett	12,739
8. Jim Brown	12,312
9. Marshall Faulk	12,279
10. Marcus Allen	12,243

PASSER RATING

PLAYER	RATING
1. Steve Young	96.81
2. Peyton Manning	94.72
3. Kurt Warner	93.17
4. Tom Brady	92.93
5. Joe Montana	92.26
6. Carson Palmer	90.12
7. Daunte Culpepper	98.95
8. Chad Pennington	88.89
9. Marc Bulger	88.08
10. Drew Brees	87.94

PASSING YARDS

PLAYER	YARDS
1. Brett Favre	61,655
2. Dan Marino	61,361
3. John Elway	51,475
4. Warren Moon	49,325
5. Fran Tarkenton	47,003
6. Vinny Testaverde	46,233
7. Drew Bledsoe	44,611
8. Dan Fouts	43,040
9. Peyton Manning	41,626
10. Joe Montana	40,551

PASSING TOUCHDOWNS

PLAYER	TDs
1. Brett Favre	442
2. Dan Marino	420
3. Fran Tarkenton	342
4. Peyton Manning	306
5. John Elway	300
6. Warren Moon	291
7. Johnny Unitas	290
8. Vinny Testaverde	270
9. Joe Montana	273
10. Dave Krieg	261

RECEPTIONS

PLAYER	RECEPTIONS
1. Jerry Rice	1,549
2. Cris Carter	1,101
3. Tim Brown	1,094
4. Marvin Harrison	1,042
5. Andre Reed	951
6. Isaac Bruce	942
7. Art Monk	940
8. Keenan McCardell	883
9. Terrell Owens	882
10. Jimmy Smith	862

RECEIVING YARDS

PLAYER	YARDS
1. Jerry Rice	22,895
2. Tim Brown	14,934
3. Isaac Bruce	14,109
4. James Lofton	14,004
5. Marvin Harrison	13,944
6. Cris Carter	13,899
7. Henry Ellard	13,777
8. Andre Reed	13,198
9. Steve Largent	13,089
10. Terrell Owens	13,070

INTERCEPTIONS

PLAYER	INTs
1. Paul Krause	81
2. Emlen Tunnell	79
3. Rod Woodson	71
4. Dick "Night Train" Lane	68
5. Ken Riley	65
6. Ronnie Lott	63
7T. Dave Brown	62
7T. Dick LeBeau	62
9. Emmitt Thomas	58
10T. Mel Blount	57
10T. Bobby Boyd	57
10T. Eugene Robinson	57
10T. Johnny Robinson	57
10T. Everson Walls	57



Bud Grant



Paul Krause

Playoff Records

VIKINGS ALL-TIME PLAYOFF LEADERS

PASSING (MINIMUM 100 ATTEMPTS)

Player	G	Att.	Cmp.	Pct.	Yds.	TD	Lg	Int	Rtg
1. Cunningham, R. (1997-99)	5	151	79	52.3	1,036	9	66t	3	85.9
2. Kapp, Joe (1967-69)	4	101	61	60.3	835	3	28	3	84.4
3. Culpepper, D. (1999-05)	4	134	73	54.5	980	8	68t	5	82.3
4. Wilson, Wade (1981-91)	6	185	99	53.5	1,322	7	63	6	75.6
5. Tarkenton, Fran (1961-66, 72-78)	11	292	149	51.0	1,803	11	57	17	58.6

RUSHING

Player	G	Att.	Yards	Avg.	Long	TD
1. Foreman, Chuck (1973-79)	13	229	860	3.8	62	7
2. Smith, Robert (1993-00)	9	145	590	4.1	27	1
3. Osborn, Dave (1965-75)	13	109	380	3.5	22	5
4. Reed, Oscar (1968-74)	9	56	229	4.1	46	0
5. Nelson, Darrin (1982-89, '91-92)	7	46	170	3.7	14	0
6. Brown, Ted (1979-86)	3	42	160	3.8	18	3
7. Kapp, Joe (1967-69)	4	27	160	5.9	19	2
8. Hoard, Leroy (1996-99)	6	41	155	3.8	12	4
9. Brown, Bill (1962-74)	12	42	139	3.3	19	1
10. Culpepper, Daunte (1999-05)	4	18	133	7.4	30	1

RECEIVING

Player	G	No.	Yards	Avg.	Long	TD
1. Carter, Kris (1990-01)	12	60	842	14.0	66t	8
2. Foreman, Chuck (1973-79)	13	45	644	14.3	63	1
3. Carter, Anthony (1985-93)	8	37	644	17.4	63	1
4. Moss, Randy (1998-04)	8	35	723	20.7	68t	9
5. Voigt, Stu (1970-80)	14	30	362	12.1	28	3
6. Jordan, Steve (1982-94)	11	26	343	13.2	36	1
7. Henderson, John (1968-72)	6	23	309	13.4	46	0
8. Reed, Jake (1991-99, '01)	8	21	353	16.8	53	2
9t. Rashad, Ahmad (1976-82)	7	20	278	13.9	35	1
9t. Smith, Robert (1993-00)	9	20	153	7.7	32	1

PUNTING (MINIMUM 20 PUNTS)

Player	G	No.	Avg.	Long	Bk.
1. Berger, Mitch (1996-01)	9	41	40.1	63	0
2. Clabo, Neil (1975-77)	4	41	38.6	52	0
3. Coleman, Greg (1978-87)	4	20	38.3	46	1
4. Eischeid, Mike (1972-74)	6	31	38.1	52	1
5. Scribner, Bucky (1987-90)	6	36	36.2	46	1

BIG DAYS/PLAYOFFS

100 YARDS RUSHING

140	Robert Smith vs. Dal., 1/9/00
124	Robert Smith vs. Ari., 1/10/99
118	Chuck Foreman vs. LA Rams, 12/26/76
114	Chuck Foreman vs. StL., 12/21/74
108	Dave Osborn vs. Cleve., 1/4/70
105	Chuck Foreman vs. Wash., 12/18/76
101	Brent McClanahan vs. Wash., 12/18/76
101	Chuck Foreman @ LA Rams, 12/26/77

250 YARDS PASSING

424	Jeff George @ StL., 1/16/00
331	Randall Cunningham @ S.F., 1/3/98
316	Daunte Culpepper @ Phi., 1/16/05
302	Daunte Culpepper vs. N.O., 1/6/01
298	Wade Wilson @ S.F., 1/9/88
292	Warren Moon vs. Chi., 1/1/95
287	Joe Kapp @ Balt., 12/22/68
284	Daunte Culpepper @ G.B., 1/9/05
266	Randall Cunningham vs. Atl., 1/17/99
255	Wade Wilson @ S.F., 1/1/89
253	Tommy Kramer vs. Atl., 1/9/83
253	Wade Wilson vs. LA Rams, 12/26/88
252	Tommy Kramer @ Wash., 1/15/83

100 YARDS RECEIVING

227	Anthony Carter @ S.F., 1/9/88
188	Randy Moss @ StL., 1/16/00
159	Amp Lee vs. Chi., 1/1/95
149	Steve Jordan @ S.F., 1/6/90
127	Randy Moss vs. Dal., 1/9/00
121	Randy Moss vs. N.O., 1/6/01
120	Gene Washington vs. Cleve., 1/4/70
120	Cris Carter vs. N.O., 1/6/01
119	Marcus Robinson @ Phi., 1/19/05
114	Jake Reed @ S.F., 1/3/98
111	John Henderson vs. K.C., 1/11/70
111	Cris Carter @ StL., 1/16/00
102	Anthony Carter vs. LA Rams, 12/26/88

INTERCEPTIONS

Player	G	No.	Yds.	Avg.	Lg	TD
1. Bryant, Bobby (1967-80)	14	6	80	13.3	63t	1
2. Browner, Joey (1983-91)	6	3	40	13.3	26	0
Wright, Jeff (1971-77)	12	3	34	11.3	18	0
Wright, Nate (1971-80)	12	3	26	8.7	26	0
Turner, John (1979-83, 85, 87)	4	3	25	8.3	17	0
Krause, Paul (1968-79)	19	3	14	4.7	14	0
Griffith, Robert (1994-01)	8	3	46	15.3	31	0
8. Rutland, Reggie (1987-92)	6	2	45	22.5	45t	1
Hilgenberg, Wally (1968-79)	19	2	0	0.0	0	0
Tate, Robert (1997-01)	5	2	5	2.5	4	0

PUNT RETURNS (MINIMUM 10 RETURNS)

Player	G	No.	Yards	Avg.	Long	TD
1. Carter, Anthony (1985-93)	8	17	259	15.2	84t	1

KICKOFF RETURNS (MINIMUM 10 RETURNS)

Player	G	No.	Yards	Avg.	Long	TD
1. Palmer, David (1994-00)	6	22	517	23.5	51	0
2. West, Charlie (1968-73)	8	18	387	21.5	51	0
3. Nelson, Darrin (1982-89, 91-92)	8	11	233	21.2	34	0

SCORING

Player	G	TD	PAT	FG	2pt	Total
1. Cox, Fred (1963-77)	19	--	38	11	--	71
2. Moss, Randy (1998-04)	8	9	--	--	--	54
3. Carter, Kris (1990-01)	12	8	--	--	1	50
4. Anderson, Gary (1998-02)	6	--	17	9	--	44
5. Nelson, Chuck (1986-88)	5	--	13	10	--	43
6. Foreman, Chuck (1973-79)	13	6	--	--	--	36
7. White, Sammy (1976-86)	9	5	--	--	--	30
Gilliam, John (1972-75)	7	5	--	--	--	30
Osborn, Dave (1965-75)	14	5	--	--	--	30
Hoard, Leroy (1996-99)	7	5	--	--	--	30

FIELD GOALS (MINIMUM 10 MADE)

Player	G	Att.	Made	Pct.	Long
1. Nelson, Chuck (1986-88)	5	11	10	90.9	47
2. Cox, Fred (1963-77)	19	18	11	61.1	44

Bold indicates active in 2007

INDIVIDUAL PLAYOFF RECORDS

COACHES

Playoff Seasons

- 12 Bud Grant, 1968-71, 73-78, 80, 82
- 8 Dennis Green, 1992-94, 96-00
- 3 Jerry Burns, 1987-89

Consecutive Playoff Seasons

- 6 Bud Grant, 1973-78
- 5 Dennis Green, 1996-00
- 4 Bud Grant, 1968-71
- 3 Dennis Green, 1992-94
- 3 Jerry Burns, 1987-89

SERVICE

Most Seasons

- 11 Ron Yary, 1968-71, 1973-78, 80
- 10 Carl Eller, 1968-71, 1973-78
- 10 Wally Hilgenberg, 1968-71, 1973-78
- 10 Paul Krause, 1968-71, 1973-78
- 10 Jim Marshall, 1968-71, 1973-78
- 10 Mick Tingelhoff, 1968-71, 1973-78

Most Games Played

- 20 Ron Yary, 1968-81
- 19 Carl Eller, 1964-78
- 19 Wally Hilgenberg, 1968-79
- 19 Paul Krause, 1968-79
- 19 Jim Marshall, 1968-79
- 19 Mick Tingelhoff, 1968-78

Most Consecutive Games Played

- 20 Ron Yary, 1968-80
- 19 Carl Eller, 1968-78
- 19 Wally Hilgenberg, 1968-78
- 19 Paul Krause, 1968-78
- 19 Jim Marshall, 1968-78
- 19 Mick Tingelhoff, 1968-78

Most Games Started

- 19 Jim Marshall, 1968-79
- 19 Mick Tingelhoff, 1968-78
- 19 Carl Eller, 1968-78
- 19 Paul Krause, 1968-79

Most Consecutive Games Started

- 19 Carl Eller, 1968-78
- 19 Jim Marshall, 1968-79
- 19 Mick Tingelhoff, 1968-78
- 19 Paul Krause, 1968-79

SCORING

Total Points

- 18 Leroy Hoard vs. Ari., 1/10/99
- 18 Chuck Nelson @ S.F., 1/9/88
- 14 Chuck Nelson @ N.O., 1/3/88

Touchdowns

- 3 Leroy Hoard vs. Ari., 1/10/99
- 2 11 times, last by Randy Moss G.B., 1/9/05

Field Goals Made

- 5 Chuck Nelson @ S.F., 1/9/88
- 3 Rick Danmeier vs. Atl., 1/9/83
- 3 Chuck Nelson @ N.O., 1/3/88
- 3 Eddie Murray @ NYG, 12/27/97

Longest Field Goal

- 52 Fuad Reveziz @ NYG, 1/29/94

Field Goals Attempted

- 5 Chuck Nelson @ S.F., 1/9/88 (5 FG)

Extra Points Attempted-Made

- 5-5 Fred Cox vs. Wash., 12/18/76
- 5-5 Chuck Nelson @ N.O., 1/3/88
- 5-5 Gary Anderson vs. Ari., 1/10/99

RUSHING

Yards

- 140 Robert Smith vs. Dal., 1/9/00
- 120 Robert Smith vs. Ari., 1/10/99
- 118 Chuck Foreman vs. LA Rams, 12/26/77

Rushing Attempts

- 31 Chuck Foreman @ LA Rams, 12/26/77

Touchdowns Rushing

- 2 Dave Osborn vs. LA Rams, 12/27/69
- 2 Chuck Foreman vs. Wash., 12/18/76
- 2 Alfred Anderson vs. LA Rams, 12/26/88
- 2 Leroy Hoard vs. Ari., 1/10/99

Rushing Average (Min. 10 Attempts)

- 7.9 Chuck Foreman vs. LA Rams, 12/26/76 (15-118)
- 6.5 Robert Smith vs. Ari., 1/10/99 (19-124)
- 6.0 Dave Osborn vs. Clev., 1/4/70 (18-108)

Longest Run

- 62 Chuck Foreman vs. LA Rams, 12/26/76
- 46 Oscar Reed vs. Wash., 12/22/73
- 41 Brent McClanahan vs. Wash., 12/18/76
- 30 Chuck Foreman vs. Wash., 12/18/76 (td)
- 30 Daunte Culpepper vs. N.O., 1/6/01

PASSING

Passing Yards

- 424 Jeff George @ St.L., 1/16/00
- 331 Randall Cunningham @ S.F., 1/3/98
- 316 Daunte Culpepper @ Phi., 1/16/05
- 302 Daunte Culpepper vs. N.O., 1/6/01

Pass Attempts

- 52 Warren Moon vs. Chi., 1/1/95
- 48 Randall Cunningham vs. Atl., 1/17/99

Pass Completions

- 29 Warren Moon vs. Chi., 1/1/95
- 29 Randall Cunningham vs. Atl., 1/17/99
- 29 Jeff George @ St.L., 1/16/00

Touchdown Passes

- 4 Jeff George @ St.L., 1/16/00
- 4 Daunte Culpepper @ G.B., 1/9/05
- 3 Fran Tarkenton vs. Wash., 12/18/76
- 3 Randall Cunningham @ S.F., 1/3/98
- 3 Randall Cunningham vs. Ari., 1/10/99
- 3 Jeff George vs. Dall., 1/9/00
- 3 Daunte Culpepper vs. N.O., 1/6/01

Passes Had Intercepted

- 5 Tommy Kramer @ Phil., 1/3/81

Completion Percentage

(Min. 15 attempts)

- 72.2 Rich Garmon @ S.F., 1/6/90 (13-18)
- 65.5 Daunte Culpepper @ G.B., 1/9/05 (19-29)
- 64.3 Fran Tarkenton vs. Mia., 1/13/74 (18-28)

Longest Completion

- 75 Joe Kapp to Gene Washington vs. Clev., 4/1/70, (td)
- 68 Daunte Culpepper to Randy Moss vs. N.O., 1/6/01 (td)
- 68 Daunte Culpepper to Moe Williams, @ G.B., 1/9/05 (td)
- 66 Randall Cunningham to Cris Carter @ S.F., 1/3/98

Most Times Sacked

- 8 Wade Wilson @ Wash., 1/17/88

PASS RECEIVING

Receptions

- 11 Amp Lee vs. Chi., 1/1/95
- 10 Anthony Carter @ S.F., 1/9/88

Receiving Yards

- 227 Anthony Carter @ S.F., 1/9/88
- 188 Randy Moss @ St.L., 1/16/00

Touchdowns Receiving

- 2 John Gilliam vs. Wash., 12/22/73
- 2 John Gilliam vs. St.L., 12/21/74
- 2 Sammy White vs. Wash., 12/18/76
- 2 Cris Carter @ S.F., 1/3/98
- 2 Randy Moss @ St.L., 1/16/00
- 2 Randy Moss vs. N.O., 1/6/01
- 2 Randy Moss @ G.B., 1/9/05

RUSHING-RECEIVING

Yards

- 257 Anthony Carter @ S.F., 1/9/88, (ru-30, re-227)
- 199 Chuck Foreman @ LA Rams, 12/26/77, (ru-118, re-81)
- 198 Robert Smith vs. Dal., 1/9/00, (ru-140, re-58)

COMBINED YARDAGE

Yards

- 278 Anthony Carter @ S.F., 1/9/88 (ru-30, re-227, rt-21)

PUNTING

Punts

- 10 Bucky Scribner @ Wash., 1/17/88

Punt Average (Min. 4 punts)

- 50.8 Mitch Berger vs. Atl., 1/17/99 (4-203)

PUNT RETURNS

Punt Returns

- 6 Anthony Carter @ N.O., 1/3/88

Punt Return Yards

- 143 Anthony Carter @ N.O., 1/3/88

Longest Punt Return

- 84 Anthony Carter @ N.O., 1/3/88 (td)

- 26 Anthony Carter @ Wash., 1/17/88

Punt Return Average (3 returns)

- 23.8 Anthony Carter @ N.O., 1/3/88, (6-143)

Fair Catches

- 5 Bobby Bryant vs. S.F., 12/27/70

KICKOFF RETURNS

Kickoff Returns

- 7 Robert Tate @ St. L., 1/16/00

Kickoff Return Yards

- 151 Robert Tate @ St. L., 1/16/00

Longest Kickoff Return

- 61 Clinton Jones vs. Dal., 12/25/71

- 58 Robert Smith vs. Chi., 1/1/95

Kickoff Return Average (3 returns)

- 26.5 David Palmer @ NYG., 12/27/97, (4-106)

INTERCEPTIONS

Interceptions

- 2 Bobby Bryant @ Dal., 12/30/73
- 2 Bobby Bryant vs. LA Rams, 12/29/76
- 2 John Turner vs. Atl., 1/9/83
- 2 Joey Browner vs. LA Rams, 12/26/88
- 2 Robert Griffith vs. Ari., 1/10/99

Interception Return Yards

- 63 Bobby Bryant @ Dal., 12/30/73

Longest Interception Return (All TDs)

- 63 Bobby Bryant @ Dal., 12/30/73
- 45 Reggie Ruttland, @ S.F., 1/9/88

FUMBLES

Longest Fumble Return (All TDs)

- 22 Paul Krause vs. S.F., 12/27/70
- 20 Nate Wright vs. St.L., 12/21/74

TACKLES

Career Total (solos and assists)

- 129 Jeff Siemon
- 123 Wally Hilgenberg
- 112 Alan Page

Season Total (solos and assists)

- 34 Jeff Siemon, 1974
- 32 Joey Browner, 1987
- 28 Roy Winston, 1969
- 28 Jeff Siemon, 1976

Game Total (solos and assists)

- 17 Jeff Siemon vs. Oak., 1/9/77
- 16 Wally Hilgenberg vs. Dal., 12/28/75
- 16 Jeff Siemon @ Phil., 1/3/81

SACKS

Career

- 10.5 Carl Eller (1964-78)
- 8.5 Alan Page (1967-78)
- 7.5 Jim Marshall (1961-79)

Season

- 3.0 Bob Lurtsema, 1974
- 3.0 Carl Eller, 1975
- 3.0 Chris Dooleman, 1987

GAME

- 3.0 Carl Eller vs. Dall., 12/28/75
- 3.0 Carl Eller vs. LA Rams, 12/27/69
- 2.0 Alan Page vs. Dall., 12/25/71
- 2.0 Carl Eller vs. LA Rams, 12/26/76
- 2.0 Jim Marshall @ Dall., 1/1/77
- 2.0 Chris Dooleman @ S.F., 1/9/88
- 2.0 Jason Fisk vs. Atl., 1/17/99

TEAM PLAYOFF RECORDS

SCORING

Most Points
44 @ N.O., 1/3/88, 44-10 W

Fewest Points
0 @ NYG, 1/14/01, 0-41 L

Opponent/Most Points
49 @ St.L., 1/16/00, 37-49 L

Opponent/Fewest Points
7 Clew., 1/4/70, 27-7 W
7 @ LA Rams, 12/26/77, 14-7 W

Most Decisive Win
34 @ N.O., 1/3/88, 44-10

Most Decisive Loss
41 @ NYG, 1/14/01, 0-41

Most Points Combined
86 @ St.L., 1/16/00, 37-49 L
62 vs. Ari., 1/10/99, 41-21 W

Most Points Overcome To Win Game
16 @ NYG, 12/27/97, 23-22 W
10 vs. LA Rams, 12/27/69, 23-20 W
8 vs. Atl., 1/9/83, 30-24 W

FIRST DOWNS

Most First Downs
28 @ N.O., 1/3/88
27 @ St.L., 1/16/00

Fewest First Downs
9 vs. Pitt., 1/12/75
9 @ NYG, 1/14/01

Opponent/Most First Downs
31 @ S.F., 1/3/98
31 @ NYG, 1/14/01

Opponent/Fewest First Downs
9 @ Dal., 12/30/73
9 @ N.O., 1/3/88
9 @ NYG, 1/14/01

MOST FIRST DOWNS BY:

Rushing
14 @ Dal., 12/30/73
14 @ N.O., 1/3/88

Passing
20 @ St.L., 1/16/00
19 vs. Atl., 1/17/99

Penalty
4 vs. Atl., 1/9/83

FEWEST FIRST DOWNS BY:

Rushing
2 vs. K.C., 1/11/70
2 vs. Oak., 1/9/77
2 @ LA Rams, 12/31/78
2 @ S.F., 1/3/98
2 @ NYG, 1/14/01

Passing
4 vs. Pitt., 1/12/75
4 @ LA Rams, 12/26/77
4 vs. Wash., 1/2/93

OPPONENT/MOST FIRST DOWNS BY:

Rushing
16 @ Dal., 12/28/96

Passing
19 @ NYG, 1/14/01

Penalty
5 @ S.F., 1/3/98
5 vs. Ari., 1/10/99

OPPONENT/FEWEST FIRST DOWNS BY:

Rushing
0 @ N.O., 1/3/88

Passing
4 vs. Mia., 1/13/74
4 @ Wash., 1/17/88

TOTAL YARDS

Most Net Yards Gained
476 @ St.L., 1/16/00
429 vs. N.O., 1/6/01
417 @ N.O., 1/3/88

Fewest Net Yards Gained
114 @ NYG, 1/14/01
123 vs. Pitt., 1/12/75

Opponent/Most Net Yards Gained
518 @ NYG, 1/14/01

Opponent/Fewest Net Yards Gained
149 @ N.O., 1/3/88

RUSHING

Most Yards Rushing
222 vs. Clew., 1/4/70
210 @ N.O., 1/3/88

Fewest Yards Rushing
21 vs. Pitt., 1/12/75

Opponent/Most Yards Rushing
255 @ Dal., 12/28/96

Opponent/Fewest Yards Rushing
31 @ St.L., 1/16/00
50 @ Balt., 12/22/68

PASSING

Most Net Yards Passing
389 @ St.L., 1/16/00
340 vs. Chi., 1/1/95

Fewest Net Yards Passing
45 @ LA Rams, 12/26/77

Opponent/Most Net Yards Passing
380 @ NYG, 1/14/01

Opponent/Fewest Net Yards Passing
63 @ Dal., 12/30/73
63 vs. Mia., 1/13/74

Most Pass Attempts
61 vs. Chi., 1/1/95
50 @ St.L., 1/16/00

Fewest Pass Attempts
10 @ LA Rams, 12/26/77
13 vs. Clew., 1/4/70

Opponent/Most Pass Attempts
48 vs. N.O., 1/6/01
45 vs. LA Rams, 12/26/88

Opponent/Fewest Pass Attempts
7 vs. Mia., 1/13/74

Most Pass Completions
33 vs. Chi., 1/1/95
29 vs. Atl., 1/17/99
29 @ St.L., 1/16/00

Fewest Pass Completions
5 @ LA Rams, 12/26/77
6 vs. Wash., 1/2/93

Opponent/Most Completions
30 vs. N.O., 1/6/01
29 @ NYG, 1/14/01

Opponent/Fewest Completions
6 vs. Mia., 1/13/74

Most QB Sacks
5 vs. Dal., 12/28/75

Opponent/Most QB Sacks
8 @ Wash., 1/17/88

INTERCEPTIONS

Most Passes Intercepted
4 @ Dal., 12/30/73
4 @ N.O., 1/3/88
4 @ G.B., 1/9/05

Opponent/Most Passes Intercepted
5 @ Phil., 1/3/81



John Gilliam caught 2 TD passes in a pair of playoff games during his career.

PENALTIES

Most Penalties
11 vs. Chi., 1/1/95

Fewest Penalties
1 vs. S.F., 12/27/70

Opponent/Most Penalties
13 vs. Ari., 1/10/99

Opponent/Fewest Penalties
0 vs. Wash., 1/22/73

Most Yards Penalized
106 @ Phi., 1/16/05

Fewest Yards Penalized
5 vs. S.F., 12/27/70

Opponents/Most Yards Penalized
107 vs. Pitt., 1/12/75

PUNTING

Most Punts
10 @ Wash., 1/17/88

Fewest Punts
1 vs. Ari., 1/10/99

Opponent/Most Punts
8 vs. S.F., 12/27/70
8 @ Dal., 1/1/78
8 @ Wash., 1/17/88

Opponent/Fewest Punts
1 @ Dal., 12/28/96
1 @ NYG, 1/14/01

Highest Average (4 Punts)
50.8 vs. Atl., 1/17/99

Opponent/Highest Average (4 Punts)
48.5 @ K.C., 1/11/70

PUNT RETURNS

Most Punt Returns
6 @ N.O., 1/3/88

Most Punt Return Yards
143 @ N.O., 1/3/88

Opponent/Most Punt Returns
7 vs. LA Rams, 12/26/76

Opponent/Most Punt Return Yards
82 @ LA Rams, 12/31/78

KICKOFF RETURNS

Most Kickoff Returns
8 @ Dal., 12/28/96
8 @ St.L., 1/16/00
8 @ NYG, 1/14/01

Most Kickoff Return Yards
174 @ St.L., 1/16/00

Opponent/Most Kickoff Returns
8 @ Wash., 1/9/88

Opponent/Most Kickoff Return Yards
174 @ St.L., 1/16/00

FUMBLES

Most Fumbles
5 vs. LA Rams, 12/29/74
5 @ Dal., 1/1/78

Most Fumbles Lost
4 @ Dal., 12/28/96

Opponent/Most Fumbles
5 vs. S.F., 12/27/70

Opponent/Most Fumbles Lost
3 vs. S.F., 12/27/70
3 vs. LA Rams, 12/29/74

ALL-TIME VIKINGS PLAYOFF GAMES

1968 (8-6 regular season, NFL Central Champions)
Western Conference Championship
at Baltimore (60,238)12/22/6814-24 L

1969 (12-2 regular season, NFL Central Champions)
Western Conference Championship
vs. L.A. Rams (47,900)12/27/6923-20 W
NFL Championship
vs. Cleveland (47,900)1/4/7027-7 W
Super Bowl IV (New Orleans, LA)
vs. Kansas City (80,562)1/11/707-23 L

1970 (12-2 regular season, NFC Central Champions)
NFC Divisional Playoffs
vs. San Francisco (46,050) . .12/27/7014-17 L

1971 (11-3 regular season, NFC Central Champions)
NFC Divisional Playoffs
vs. Dallas (49,100)12/25/7112-20 L

1973 (12-2 regular season, NFC Central Champions)
NFC Divisional Playoffs
vs. Washington (46,409) . . .12/22/7327-20 W
NFC Championship Game
at Dallas (60,272)12/30/7327-20 W
Super Bowl VIII (Houston, TX)
vs. Miami (68,142)1/13/747-24 L

1974 (10-4 regular season, NFC Central Champions)
NFC Divisional Playoffs
vs. St. Louis (44,626)12/21/7430-14 W
NFC Championship Game
vs. L.A. Rams (47,404)12/29/7414-10 W
Super Bowl IX (New Orleans, LA)
vs. Pittsburgh (80,997)1/12/756-16 L

1975 (12-2 regular season, NFC Central Champions)
NFC Divisional Playoffs
vs. Dallas (46,425)12/28/7514-17 L

1976 (11-2-1 regular season, NFC Central Champions)
NFC Divisional Playoffs
vs. Washington (47,221) . . .12/18/7635-20 W
NFC Championship Game
vs. L.A. Rams (47,191)12/26/7624-13 W
Super Bowl XI (Pasadena, CA)
vs. Oakland (103,438)1/9/7714-32 L

1977 (9-5 regular season, NFC Central Champions)
NFC Divisional Playoffs
at L.A. Rams (62,538)12/26/7714-7 W
NFC Championship Game
at Dallas (61,968)1/1/786-23 L

1978 (8-7-1 regular season, NFC Central Champions)
NFC Divisional Playoffs
at L.A. Rams (69,631)12/31/7810-34 L

1980 (9-7 regular season, NFC Central Champions)
NFC Divisional Playoffs
at Philadelphia (68,434) . . .1/3/8116-31 L

1982 (5-4 regular season, strike-shortened season)
NFC First-Round Playoffs
vs. Atlanta (60,560)1/9/8330-24 W
NFC Second-Round Playoffs
at Washington (54, 593)1/15/837-21 L

1987 (8-7 regular season, NFC Central runner-up)
NFC First-Round Playoffs
at New Orleans (68,127) . . .1/3/8844-10 W
NFC Divisional Playoffs
at San Francisco (62,547) . .1/9/8836-24 W
NFC Championship Game
at Washington (55,212)1/17/8810-17 L

1988 (11-5 regular season, NFC Central runner-up)
NFC First-Round Playoffs
vs. L.A. Rams (57,666)12/26/8828-17 W
NFC Divisional Playoffs
at San Francisco (61,848) . . .1/1/899-34 L

1989 (10-6 regular season, NFC Central Champions)
NFC Divisional Playoffs
at San Francisco (64,585) . .1/6/9013-41 L

1992 (11-5 regular season, NFC Central Champions)
NFC First-Round Playoffs
vs. Washington (57,353)1/2/937-24 L

1993 (9-7 regular season, NFC Central runner-up)
NFC First-Round Playoffs
at N.Y. Giants (75,089)1/9/9410-17 L

1994 (10-6 regular season, NFC Central Champions)
NFC First-Round Playoffs
vs. Chicago (60,347)1/1/9518-35 L

1996 (9-7 regular season, NFC Central runner-up)
NFC First-Round Playoffs
at Dallas (64,682)12/28/9615-40 L

1997 (9-7 regular season, NFC Central 4th place)
NFC First-Round Playoffs
at N.Y. Giants (77,710)12/27/9723-22 W
NFC Divisional Playoffs
at San Francisco (65,018) . . .1/3/9822-38 L

1998 (15-1 regular season, NFC Central Champions)
NFC Divisional Playoffs
vs. Arizona (63, 760)1/10/9941-21 W
NFC Championship
vs. Atlanta (64,060)1/17/9927-30 L (OT)

1999 (10-6 regular season, NFC Central runner-up)
NFC First-Round Playoffs
vs. Dallas (64,056)1/9/0027-10 W
NFC Divisional Playoffs
@ St. Louis (66,194)1/16/0037-49 L

2000 (11-5 regular season, NFC Central Champions)
NFC Divisional Playoffs
vs. New Orleans (63,881) . . .1/6/0134-16 W
NFC Championship
@ NY Giants (79,310)1/14/010-41 L

2004 (8-8 regular season, NFC North runner-up)
NFC First-Round Playoffs
@ Green Bay (71,075)1/9/0531-17 W
NFC Divisional Playoffs
@ Philadelphia (67,222)1/16/0514-27 L

ALL TIME PLAYOFF GAMES BY FRANCHISE

Team	Total Games	W-L
Dallas	57	32-25
Pittsburgh	47	28-19
Oakland	43	25-18
N.Y. Giants	43	20-23
St. Louis/Los Angeles	43	19-24
MINNESOTA	42	18-24
San Francisco	42	25-17
Miami	39	20-19
Green Bay	40	25-15
Washington	40	23-17

NFL TEAMS OF THE DECADES

All-Decade Teams chosen by the Pro Football Hall of Fame

1970s ALL-DECADE TEAM

OFFENSE

WR - Harold Carmichael
WR - Drew Pearson
WR - Lynn Swann
WR - Paul Warfield
TE - Dave Casper
TE - Charlie Sanders
T - Dan Dierdorf
T - Art Shell
T - Rayfield Wright

T-RON YARY

G - Joe DeLamielleure
G - John Hannah
G - Larry Little
G - Gene Upshaw
C - Jim Langer
C - Mike Webster
QB - Terry Bradshaw
QB - Ken Stabler
QB - Roger Staubach
RB - Earl Campbell
RB - Franco Harris
RB - Walter Payton
RB - O.J. Simpson
K - Garo Yepremian
K - Jim Bakken

DEFENSE

DE - CARL ELLER

DE - L.C. Greenwood
DE - Harvey Martin
DE - Jack Youngblood
DT - Joe Greene
DT - Bob Lilly
DT - Merlin Olsen
DT - ALAN PAGE
LB - Bobby Bell
LB - Robert Brazile
LB - Dick Butkus
LB - Jack Ham
LB - Ted Hendricks
LB - Jack Lambert
CB - Willie Brown
CB - Jimmy Johnson
CB - Roger Wehrli
CB - Louis Wright
S - Dick Anderson
S - Cliff Harris
S - Ken Houston
S - Larry Wilson
P - Ray Guy

1980s ALL-DECADE TEAM

OFFENSE

WR - Jerry Rice
WR - Steve Largent
WR - James Lofton
WR - Art Monk
TE - Kellen Winslow
TE - Ozzie Newsome
T - Anthony Munoz
T - Jim Covert
T - GARY ZIMMERMAN

T - JOE JACOBY

G - John Hannah
G - Russ Grimm
G - Bill Fralic
G - Mike Munchak
C - Dwight Stephenson
C - Mike Webster
QB - Joe Montana
QB - Dan Fouts
RB - Walter Payton
RB - Eric Dickerson
RB - Roger Craig
RB - John Riggins

DEFENSE

DE - Reggie White
DE - Howie Long
DE - Lee Roy Selmon
DE - Bruce Smith
DT - Randy White
DT - Dan Hampton
DT - Dave Butz
DT - KEITH MILLARD
LB - Mike Singletary
LB - Lawrence Taylor
LB - Ted Hendricks
LB - Jack Lambert
LB - Andre Tippett
LB - John Anderson
LB - Carl Banks
CB - Mike Haynes
CB - Mel Blount
CB - Frank Minnifield
CB - Lester Hayes
S - Ronnie Lott
S - Kenny Easley
S - Deron Cherry
S - JOEY BROWNER
S - Nolan Cromwell

SPECIALISTS

P - Sean Landeta
P - Reggie Roby
K - Morten Andersen
K - Gary Anderson
K - Eddie Murray
PR - Billy Johnson
PR - John Taylor
KR - Mike Nelms
KR - Rick Upchurch

1990s ALL-DECADE TEAM

OFFENSE

WR - CRIS CARTER
WR - Jerry Rice
WR - Tim Brown
WR - Michael Irvin
TE - Shannon Sharpe
TE - Ben Coates
T - William Roaf
T - GARY ZIMMERMAN

T - TONY BOSELLI

T - Richmond Webb
G - Bruce Matthews
G - RANDALL McDANIEL
G - Larry Allen
G - Steve Nisniewski
C - Dermontti Dawson
C - Mark Stepnoski
QB - John Elway
QB - Brett Favre
RB - Barry Sanders
RB - Emmitt Smith
RB - Terrell Davis
RB - Thurman Thomas

DEFENSE

DE - Bruce Smith
DE - Reggie White
DE - CHRIS DOLEMAN
DE - Neil Smith
DT - Cortez Kennedy
DT - JOHN RANDLE
DT - Warren Sapp
DT - Bryant Young
LB - Kevin Greene
LB - Junior Seau
LB - Derrick Thomas
LB - Cornelius Bennett
LB - Hardy Nickerson
LB - Levon Kirkland
CB - Deion Sanders
CB - Rod Woodson
CB - Darrell Green
CB - Aeneas Williams
S - Steve Atwater
S - LeRoy Butler
S - Carnell Lake
S - Ronnie Lott

SPECIALISTS

P - Darren Bennett
P - Sean Landeta
K - Morten Andersen
K - GARY ANDERSON
PR - Deion Sanders
PR - Mel Gray
KR - Michael Bates
KR - Mel Gray



Randall McDaniel



Gary Zimmerman



John Randle



Joey Browner



Carl Eller

Pacific Paradise

PRO BOWL RESULTS SINCE THE 1970 AFL-NFL MERGER

DATE	SCORE	SITE	PLAYER OF THE GAME
1/24/71	NFC 27, AFC 6	LA Memorial Coliseum	Jan Stenerud, KC (off.), Fred Carr, GB (line)
1/23/72	AFC 26, NFC 13	LA Memorial Coliseum	Jan Stenerud, KC (off.), Willie Lanier, KC (def.)
1/21/73	AFC 33, NFC 28	Texas Stadium	O.J. Simpson, Buffalo
1/20/74	AFC 15, NFC 13	Arrowhead Stadium	Garo Yepremian, Miami
1/20/75	NFC 17, AFC 10	Orange Bowl	James Harris, Los Angeles
1/26/76	NFC 23, AFC 20	Louisiana Superdome	Billy Johnson, Houston
1/17/77	AFC 24, NFC 14	Kingdome	Mel Blount, Pittsburgh
1/23/78	NFC 14, AFC 13	Tampa Stadium	Walter Payton, Chicago
1/29/79	NFC 13, AFC 7	LA Memorial Coliseum	Ahmad Rashad, Minnesota
1/27/80	NFC 37, AFC 27	Aloha Stadium	Chuck Muncie, New Orleans
2/1/81	NFC 21, AFC 7	Aloha Stadium	Eddie Murray, Detroit
1/31/82	AFC 16, NFC 13	Aloha Stadium	Kellen Winslow, San Diego
2/6/83	NFC 20, AFC 19	Aloha Stadium	Dan Fouts, San Diego
1/29/84	NFC 45, AFC 3	Aloha Stadium	Joe Theismann, Washington
1/27/85	AFC 22, NFC 14	Aloha Stadium	Mark Gastineau, NY Jets
2/2/86	NFC 28, AFC 24	Aloha Stadium	Phil Simms, NY Giants
2/1/87	AFC 10, NFC 6	Aloha Stadium	Reggie White, Philadelphia
2/7/88	AFC 15, NFC 6	Aloha Stadium	Bruce Smith, Buffalo
1/29/89	NFC 34, AFC 3	Aloha Stadium	Randall Cunningham, Philadelphia
2/4/90	NFC 27, AFC 21	Aloha Stadium	Jerry Gray, LA Rams
1/3/91	AFC 23, NFC 21	Aloha Stadium	Jim Kelly, Buffalo
2/2/92	NFC 21, AFC 15	Aloha Stadium	Michael Irvin, Dallas
2/7/93	AFC 23, NFC 20 (OT)	Aloha Stadium	Steve Tasker, Buffalo
2/6/94	NFC 17, AFC 3	Aloha Stadium	Andre Rison, Atlanta
2/5/95	AFC 41, NFC 13	Aloha Stadium	Marshall Faulk, Indianapolis
2/4/96	NFC 20, AFC 13	Aloha Stadium	Jerry Rice, San Francisco
2/2/97	AFC 26, NFC 23 (OT)	Aloha Stadium	Mark Brunell, Jacksonville
2/1/98	AFC 29, NFC 24	Aloha Stadium	Warren Moon, Seattle
2/7/99	AFC 23, NFC 10	Aloha Stadium	Keyshawn Johnson, NY Jets & Ty Law, New England
2/6/00	NFC 51, AFC 31	Aloha Stadium	Randy Moss, Minnesota
2/4/01	AFC 38, NFC 17	Aloha Stadium	Rich Gannon, Oakland
2/9/02	AFC 38, NFC 30	Aloha Stadium	Rich Gannon, Oakland
2/2/03	AFC 45, NFC 20	Aloha Stadium	Ricky Williams, New Orleans
2/8/04	NFC 55, AFC 52	Aloha Stadium	Marc Bulger, St. Louis
2/13/05	AFC 38, NFC 27	Aloha Stadium	Peyton Manning, Indianapolis
2/12/06	NFC 23, AFC 17	Aloha Stadium	Derrick Brooks, Tampa Bay
2/10/07	AFC 31, NFC 28	Aloha Stadium	Carson Palmer, Cincinnati
2/10/08	NFC 42, AFC 30	Aloha Stadium	Adrian Peterson, Minnesota



The Vikings were represented in the Pro Bowl by 6 players following the 1987 season, including 2008 Pro Football Hall of Fame inductee Gary Zimmerman. The Vikings selected to the game were (L-R) Joey Browner (S), Scott Studwell (LB), Chris Doleman (DE), Steve Jordan (TE), Anthony Carter (WR) and Zimmerman (T).



HISTORY

VIKINGS LORE

FRANCHISE FOUNDED— Minnesota was granted an NFL franchise at the league owners' meetings in Miami on Jan. 28, 1960. The team began play in 1961. The founding group consisted of Max Winter, E. William Boyer, H.P. Skoglund, Ole Haugsrud and Bernard H. Ridder, Jr.

ROSE NAMED GENERAL MANAGER — In late summer, 1960, former Los Angeles Rams Public Relations Director Bert Rose was named the team's first General Manager.

TEAM NICKNAMED — In one of his first moves with the team, Bert Rose recommended the nickname "Vikings" to the Board of Directors. The name was selected because it represented both an aggressive person with the will to win and the Nordic tradition in the northern Midwest.



RBs Hugh McElhenny and Tommy Mason earned trips to the Pro Bowl in the Vikings early years.

FIRST HEAD COACH — Norm Van Brocklin was selected as the first head coach in franchise history. He retired as a player in 1960 after 12 seasons in the NFL as a player of Fame QB.

FIRST COLLEGE DRAFT — On Dec. 27, 1960, RB Tommy Mason of Tulane was taken with the 1st overall choice and the first-ever draft pick utilized by the Vikings. Also selected that year were QB Fran Tarkenton (3rd round) and DB Ed Sharockman (5th round).

EXPANSION DRAFT — Following the 1960 season, the Vikings were allowed to select 3 players from the roster of each team after each team was allowed to protect 30 of their 38 players. Dallas was exempt from this process. Among the players selected were OL Grady Alderman (Detroit) and RB Hugh McElhenny (San Francisco).

ASSIGNED CONFERENCE — On April 12, 1961, the NFL assigned the Vikings to the Western Conference. Minnesota joined Baltimore, Chicago, Detroit, Green Bay, Los Angeles and San Francisco in the conference.

FIRST GAME — In the first game in franchise history, the Vikings played the Dallas Cowboys in a preseason game in Sioux Falls, SD, on Aug. 5, 1961. The Cowboys defeated the Vikings, 38-13.

FIRST HOME GAME — The Minnesota Vikings played the Los Angeles Rams in preseason action at Metropolitan Stadium in Bloomington, MN, on Sept. 10, 1961, the team's first game in the Twin Cities. The Rams defeated the Vikings, 21-17.

FIRST REGULAR-SEASON GAME — In a stunning upset, the Vikings defeated the Chicago Bears, 37-13, at Metropolitan Stadium in the Vikings' first NFL regular-season game on Sept. 17, 1961. Kicker Mike Mercer scored the first points in team history with a 12-yard field goal. Bob Schneider scored the team's first touchdown on a 14-yard pass from Fran

Tarkenton. In his NFL debut Tarkenton came off the bench to complete 17-of-23 passes for 250 yards and 4 touchdowns.

FIRST PRO BOWLERS — On Jan. 14, 1962, RB Hugh McElhenny and WR Jerry Reichow became the first Vikings to compete in the Pro Bowl. They were part of the Western Conference All-Stars who beat the Eastern Conference squad, 31-30, at the Los Angeles Coliseum.

FIRST ALL-PRO — In 1963 RB Tommy Mason, who was the team's first ever draft choice, was the first Vikings player to earn All-Pro recognition. He was a consensus pick after rushing for 763 yards and 7 touchdowns on 166 carries (4.6 avg.).

FINKS HIRED — In September, 1964, Jim Finks was named the team's second general manager, succeeding Bert Rose, who resigned in June, 1964. Finks previously had served as general manager for Calgary of the Canadian Football League for 7 years.

FIRST WINNING SEASON — Minnesota won its final 3 regular-season games in 1964 to achieve the first winning season in team history with an 8-5-1 record. The Vikings tied for 2nd in the NFL Western Conference behind Baltimore.

MET EXPANDED — A new grandstand was constructed on the east side of Metropolitan Stadium that increased capacity from 41,200 to 47,200. The new seats were formally dedicated on Aug. 20, 1965, when Minnesota played Philadelphia in a preseason game.

NFL RE-ALIGNED — On Dec. 2, 1966, Minnesota, Chicago, Detroit and Green Bay were chosen to make up the newly-formed Central Division of the Western Conference of the NFL.

VAN BROCKLIN RESIGNS — After compiling a 29-51-4 record while leading the Vikings in their first six years of existence, Head Coach Norm Van Brocklin resigned in February, 1967. His best season was 1964, when he led the team to a tie for 2nd place in the NFL Western Conference with an 8-5-1 record.

TARKENTON TRADED — On March 7, 1967, QB Fran Tarkenton is traded to the NY Giants for a 1st and 2nd-round choice in 1967, a 1st-round choice in '68 and a 2nd-round choice in '69. With the picks Minnesota selected Clinton Jones and Bob Grim in '67, Ron Yary in '68 and Ed White in '69.

GRANT NAMED HEAD COACH — Bud Grant was named the second head coach in Vikings history on March 10, 1967. He came to

Minnesota after leading the Winnipeg Blue Bombers to 4 Grey Cup Championships in 10 years as head coach.

FIRST DIVISION TITLE — On Dec. 15, 1968 the Vikings defeated the Philadelphia Eagles, 24-17, at Franklin Field then retired to the dressing room to listen to the Chicago-Green Bay game on the radio. Minnesota needed the Bears to lose to clinch the Vikings' 1st Division title. Chicago tried to rally from a 28-10 4th quarter deficit but eventually fell 28-17.

FIRST PLAYOFF GAME — On Dec. 22, 1968, in the first playoff game in franchise history, the Colts defeated the Vikings, 24-14, in the Western Conference Championship Game at Baltimore's Memorial Stadium. Minnesota trailed 21-0 in the 4th quarter but a late rally fell short.

SECOND DIVISION TITLE — On Nov. 27, 1969, the Vikings shut out Detroit, 27-0, at Tiger Stadium to clinch the franchise's 2nd division title. The victory over the Lions was the 10th of a 12-game win streak, the longest in the NFL in 35 years. Minnesota finished the season with the NFL's best record (12-2) of '69.

FIRST PLAYOFF WIN — On Dec. 27, 1969, in the first NFL playoff game in Minnesota, the Vikings came from behind to defeat the LA Rams, 23-20, in the Western Conference Championship Game. Minnesota overcame deficits of 17-7 at halftime and 20-14 in the 4th quarter for the franchise's 1st postseason win.

FIRST NFL CHAMPIONSHIP GAME — The Vikings defeated the Browns, 27-7, in the NFL Championship Game on Jan. 4, 1970, at Metropolitan Stadium. Minnesota became the 1st modern NFL expansion team to win an NFL Championship Game. The Vikings dominated the game, leading 27-0 at one point.

FIRST SUPER BOWL — On Jan. 11, 1970, the Vikings lost to Kansas City, 23-7, in Super Bowl IV at Tulane Stadium in New Orleans. Not only was the game the 1st Super Bowl in franchise history, but it was the 1st Super Bowl played by a modern expansion team.

THIRD DIVISION TITLE — On Dec. 5, 1970, the Vikings defeated the Browns, 16-13, at Metropolitan Stadium to clinch their 3rd straight division title. Minnesota hosted San Francisco in a divisional playoff game but lost, 17-14. For the 2nd consecutive season, the Vikings had the league's best record with a 12-2 mark.

FOURTH DIVISION TITLE — On Dec. 11, 1971, the Vikings defeated the Lions, 29-10, at Metropolitan Stadium to clinch their 4th straight division title. Minnesota finished the year with an



The Vikings defense had playmakers like Ed Sharockman (above), Paul Krause, Karl Kassulke, Bobby Bryant and Charlie West in the backfield through the 1960s and early 1970s.



Bud Grant coached the Vikings to 4 Super Bowls and was inducted to the Pro Football Hall of Fame in 1994.

11-3 mark, which tied Dallas for the league's best record in 71. The Vikings lost to the eventual Super Bowl champion Cowboys, 20-12, in a divisional playoff game at Metropolitan Stadium.

PAGE NAMED NFL'S MVP — In 1971 Alan Page became the first defensive player to be named the Most Valuable Player of the National Football League by the Associated Press. Page headed a Vikings defense that held opponents to fewer than 10 points a game to lead the league in scoring defense for the 3rd consecutive year.

VIKINGS RE-ACQUIRE TARKENTON — In 1972 the Vikings traded Norm Snead, Bob Grim, Vince Clements and a 1st-round choice in '72 and '73 to the NY Giants for Fran Tarkenton.

BOYER DIES — In 1972 E. William Boyer passed away. He was one of the prime forces in the drive to bring an NFL franchise to Minnesota. Boyer was president of the Vikings from 1960-64 and sat on the Board of Directors for the first 12 years of the team's existence. He was replaced on the team's Board of Directors by his son-in-law Jack Steele.

FIFTH DIVISION TITLE — The Vikings began the '73 season with 9 straight victories and clinched the NFC Central championship before they even lost a game. Minnesota clinched the division crown by defeating Detroit, 28-7, at Metropolitan Stadium on Nov. 11, 1973. The Vikings finished with a 12-2 mark, which tied for the best record in the league that year.

SECOND SUPER BOWL — On Jan. 13, 1974, the Vikings played in the 2nd Super Bowl in franchise history against the Miami Dolphins at Rice Stadium in Houston, TX. The Dolphins prevailed, 24-7. Minnesota earned the trip to Super Bowl VIII by defeating Dallas, 27-10, in the NFC Championship game.

FINKS RESIGNS — After the 1973 season, Executive Vice President and General Manager Jim Finks resigned. Under Finks, who was hired in 1964, the Vikings won 5 division titles and appeared in 2 Super Bowls. He also hired Bud Grant as head coach in '67.

SIXTH DIVISION TITLE — On Dec. 1, 1974, the Vikings clinched the NFC Central crown by defeating the Saints, 29-9, at Metropolitan Stadium, while the Packers lost, 36-14, at Philadelphia. Minnesota tied for the best record in the NFC with a 10-4 mark.

THIRD SUPER BOWL — The Vikings played in their 2nd straight Super Bowl, losing to the Pittsburgh Steelers, 16-6, at Tulane Stadium in New Orleans on Jan. 12, 1975. Minnesota earned a trip to Super Bowl IX by defeating the

Los Angeles Rams, 14-10, at Metropolitan Stadium on Dec. 29, 1974.

FRONT OFFICE CHANGES — In the spring of 1975, Max Winter, one of the team's founders and its president since 1965, took over active management of the franchise. In addition, Mike Lynn, who was hired as an assistant to the president on Aug. 15, 1974, was named the team's general manager.

SEVENTH DIVISION TITLE — The Vikings clinched their 3rd straight NFC Central title and their 7th division championship in 8 years on Thanksgiving Day Nov. 27, 1975, when the Lions lost to the Rams, 20-6. Minnesota won 10 consecutive games to start the season and finished the year with the best record (12-2) in the NFL. The Vikings were upset, 17-14, in the divisional playoffs at Metropolitan Stadium on Dec. 28, 1975, when the Dallas Cowboys scored on a last minute 50-yard touchdown pass.

TARKENTON NAMED LEAGUE MVP — Quarterback Fran Tarkenton was named the NFL's Most Valuable Player for 1975 after leading the Vikings to the league's best record (12-2). He led the NFC and finished 2nd in the NFL in passing with a 91.7 rating. He completed 273-of-425 passes for 2,994 yards and 25 touchdowns with 13 interceptions.

HAUGSRUD DIES — Ole Haugrud passed away in March, 1976. He was one of the prime forces in the drive to bring an NFL franchise to Minnesota. Haugrud sat on the Board of Directors for 16 years of the team's existence. He was replaced on the team's Board of Directors by his widow Margaret Haugrud.

EIGHTH DIVISION TITLE — The Vikings clinched their 4th consecutive NFC Central championship and their 8th division title in 9 years by defeating the Packers, 17-10, at Milwaukee County Stadium on Nov. 21, 1976. Minnesota finished the season with the best record in the NFC at 11-2-1.

FOURTH SUPER BOWL — The Vikings played in their 3rd Super Bowl in 4 years against the Oakland Raiders at the Rose Bowl in Pasadena, CA, on Jan. 9, 1977. Minnesota lost, 32-14. The Vikings earned a trip to Super Bowl XI by defeating the Rams, 24-13, at Metropolitan Stadium on Dec. 26, 1976, in what ended up being the last Vikings playoff game at the Met.

KAPLAN NAMED TO BOARD — In 1977 team attorney Sheldon Kaplan was named to the Vikings Board of Directors. He replaced Bernard H. Ridder, Jr., who was one of the team's 5 founders.

NINTH DIVISION TITLE — The Vikings clinched the NFC Central crown on the season's final weekend by defeating the Lions, 30-21, in Detroit on Dec. 17, 1977. Minnesota wrapped up its 5th straight NFC Central title and its 9th division crown in 10 seasons.

FOURTH NFC CHAMPIONSHIP GAME — On Jan. 1, 1978 the Vikings played Dallas in their 4th NFC Championship Game in 5 years at Texas Stadium. Minnesota lost to the eventual Super Bowl Champs, 23-6.

CHANGES ON BOARD — John Skoglund and Vikings General Manager Mike Lynn were named to the team's Board of Directors replacing Margaret Haugrud and H.P. Skoglund, who was one of the team's founders. Haugrud joined the board in 1976, replacing her husband Ole, who passed away.

10TH DIVISION TITLE — Despite losing in the regular-season finale to the Raiders, 27-20, on Dec. 17, 1978, at Oakland-Alameda County Coliseum, the Vikings captured the NFC Central title when the Packers, who played at the same time as Minnesota, lost to the Rams, 31-14, at the LA Coliseum. It was the Vikings' 6th straight

NFC Central crown and their 10th division championship in 11 years.

METRODOME GROUND BREAKING — In December, 1979, ground was broken for construction of the Hubert H. Humphrey Metrodome in downtown Minneapolis. The stadium, which will house both the Vikings and Twins, was scheduled to open in April, 1982.

11TH DIVISION TITLE — Minnesota clinched its 7th NFC Central title in 8 years by defeating the Browns, 28-23, at Met Stadium on Dec. 14, 1980. It also was the Vikings' 11th division title in 13 seasons. Minnesota lost to the NFC Champion Eagles, 31-16, at Veterans Stadium on Jan. 3, 1981 in the divisional playoffs.

WINTER PARK OPENS — On May 15, 1981, the Vikings moved into a new facility in Eden Prairie that houses the team's offices, locker room and practice fields. The complex was named "Winter Park" after Max Winter, one of the Vikings founders who served as the team's president from 1965-87.

FAREWELL MET — On Dec. 20, 1981, the Vikings hosted the Chiefs in Minnesota's final game at Metropolitan Stadium. The Vikings lost, 10-6. The final points at the stadium were scored on a 33-yard field goal by Minnesota kicker Rick Danneier. The last Vikings touchdown at Met Stadium was scored on a 6-yard run by Ted Brown against Green Bay on Nov. 29, 1981.

METRODOME OPENS — The Vikings played their 1st game at the Metrodome in a preseason matchup against Seattle on Aug. 21, 1982. Minnesota prevailed, 7-3. The 1st touchdown in the new facility was scored by Joe Senner on an 11-yard pass from Tommy Kramer. The 1st regular-season game in the Metrodome was the 1982 opener on September 12, when the Vikings defeated Tampa Bay, 17-10. Rickey Young scored the 1st regular-season touchdown in the facility on a 3-yard run in the 2nd quarter.

12TH PLAYOFF APPEARANCE — In a strike-shortened 9-game 1982 season, the Vikings won 3-of-their-last-4 regular-season games to earn a post-season berth.

FIRST DOME PLAYOFF GAME — On Jan. 9, 1983, the Vikings defeated Atlanta, 30-24, in a 1st-round game that was the 1st playoff matchup in the Metrodome. Minnesota lost to the eventual Super Bowl Champion Redskins, 21-7, in the NFC semi-finals at RFK Stadium on Jan. 15, 1983.

GRANT RETIRES — On Jan. 27, 1984, Bud Grant retired as Head Coach of the Vikings. In



Vikings LB Wally Hilgenberg was a rock-solid part of the Vikings glory days defense, playing 157 games during his 12-year career.

the eventual Super Bowl Champion Redskins, 21-7, in the NFC semi-finals at RFK Stadium on Jan. 15, 1983.

GRANT RETIRES — On Jan. 27, 1984, Bud Grant retired as Head Coach of the Vikings. In 17 seasons Grant led Minnesota to 12 playoff appearances, 11 division titles and 4 Super Bowls. His career regular-season record was 151-87-5 (.632).

STECKEL HIRED — Les Steckel, who was an offensive assistant with the Vikings for 5 seasons, was named the 3rd head coach in franchise history on Jan. 29, 1984. Steckel, who came to the Vikings in 1979 after working as an assistant with the 49ers, was the youngest head coach in the NFL in '84 at age 38.

GRANT RETURNS — On Dec. 18, 1984, Bud Grant was re-hired as head coach. He replaced Les Steckel who guided the team in 1984 after Grant retired following the 1983 season.

GRANT RE-RETIRE — On Jan. 6, 1986 following the 1985 season, Bud Grant retired as head coach of the Vikings. He originally retired after the 1983 season but returned in '85. At the time of his retirement he was the 6th winningest coach in NFL history with 168 career wins, including playoffs. In 18 seasons he led the team to a 158-96-5 regular-season record.

BURNS HIRED — Longtime Vikings assistant coach Jerry Burns was named the 4th head coach in team history on Jan. 7, 1986. He served as the Vikings offensive coordinator from 1968-85, when the team won 11 division titles and played in 4 Super Bowls.

TARKENTON ENSHRINED — On Aug. 2, 1986, Fran Tarkenton became the 1st player who spent the majority of his career with the Vikings to be inducted into the Pro Football Hall of Fame. He retired following the 1978 season with NFL career records for passing yards (47,003), completions (3,686) and touchdown passes (342). He led the team to 6 NFC Central titles, 4 NFC Championship Games and 3 Super Bowls.

13TH PLAYOFF APPEARANCE — Despite a strike replacement unit that saddled the Vikings with 3 losses, the team made the playoffs as a wild-card entrant with an 8-7 record in 1987. It was the team's 1st postseason appearance under Jerry Burns, who was in his 2nd season as the Vikings head coach.

FIFTH NFC CHAMPIONSHIP GAME — The Vikings played the Redskins in the NFC Championship Game on Jan. 17, 1988, at RFK Stadium. Trailing 17-10, the Vikings drove to the Redskins' 6-yard line with a little over a minute left in the game but failed to get the ball into the end zone. Minnesota upset New Orleans, 44-10, at the Superdome and San Francisco, 36-24, at Candlestick Park in the first 2 rounds of the playoffs to earn a trip to the conference title game.

BOARD ADDS MEMBERS — Four people were added to the Vikings Board of Directors in 1988. Joining Max Winter, John Skoglund, Jack Steele, Sheldon Kaplan and Mike Lynn were Wheelock Whitney, Jaye Dyer, Irwin Jacobs and Carl Pohlad.

PAGE ENSHRINED — On July 30, 1988, Alan Page became the 2nd player who spent the majority of his career with the Vikings to be inducted into the Pro Football Hall of Fame. Drafted by Minnesota in the 1st round in 1967, Page made the Pro Bowl 9 times. In 1971 he became the 1st defensive player to be named the NFL's Most Valuable Player by Associated Press. Page played on teams that won 10 NFC Central titles and played in 4 Super Bowls.

14TH PLAYOFF APPEARANCE — The Vikings won 6-of-their-last-7 games in 1988 to earn a wild-card berth into the playoffs. Minnesota

finished with an 11-5 record then defeated the Rams, 28-17, on December 26 in a first-round playoff game at the Metrodome. The Vikings fell the following week to eventual Super Bowl Champion San Francisco, 34-9, at Candlestick Park.

REMAINING FOUNDER LEAVES BOARD — In 1989, Max Winter, the last of the original 5 Vikings' founders on the team's Board of Directors, left the board. He also served as the team's president from 1965-87. He was replaced on the board by Gerald Schwalbach.

WALKER ACQUIRED — On Oct. 12, 1989, the Vikings acquired Herschel Walker from Dallas for Issiac Holt, David Howard, Darrin Nelson, Jesse Solomon, Alex Stewart, a 1st-round choice in 1992, conditional 1st-round choices in 1990 and '91, conditional 2nd-round choices in 1990, '91 and '92, and a conditional 3rd-round choice in 1992. The final result of the trade gave the Vikings Walker, a 3rd (Mike Jones), 5th (Reggie Thornton) and 10th-round choice (Pat Newman) in 1990 and a 3rd-round choice in 1991 (Jake Reed), while Dallas received all 5 players, a 1st, 2nd and 6th-round choice in 1990, a 1st and 2nd-round choice in 1991 and a 1st, 2nd and 3rd-round choice in 1992.

12TH DIVISION TITLE — The Vikings captured their 12th division title since 1968 by defeating the Cincinnati Bengals, 29-21, at the Metrodome in a Monday night game on Christmas Day in 1989. It also was Minnesota's 15th postseason appearance in the past 22 years. The Vikings finished the season with a 10-6 record but lost to eventual Super Bowl Champion San Francisco, 41-13, at Candlestick Park in the divisional playoffs on Jan. 6, 1990.

HEADRICK NAMED TEAM PRESIDENT — On Jan. 1, 1991, Roger Headrick became president and Chief Executive Officer of the Vikings. He replaced Mike Lynn as the person in charge of day-to-day operations of the club. In addition Headrick and Philip Maas replaced Jack Steele and Sheldon Kaplan on the board of directors.

BURNS RETIRES — On Dec. 3, 1991, Jerry Burns announced his retirement. In 6 seasons as Head Coach of the Vikings, Burns compiled a career record of 52-43 (.547). He also led Minnesota to 3 playoff appearances, including a division title and an NFC Championship Game.

CHANGES ON BOARD — On Dec. 16, 1991, the team's ownership structure was reorganized. Irwin Jacobs and Carl Pohlad sold their shares to a group consisting of Vikings President/CEO Roger Headrick, John Skoglund, Jaye Dyer, Philip Maas, Mike Lynn, Wheelock Whitney, James Binger, Bud Grossman, Elizabeth MacMillan and Carol Sperry.

GREEN NAMED HEAD COACH — On Jan. 10,

1992, Dennis Green was named the 5th Head Coach in team history. He came to Minnesota after turning around a struggling Stanford University football program as head coach there from 1989-91.

13TH DIVISION TITLE — On Dec. 20, 1992 the Vikings defeated the Steelers, 6-3, at Three Rivers Stadium to earn the franchise's 13th division title. It also was Minnesota's 16th playoff season since 1968. Dennis Green also posted the most victories (11) and the 1st division title by a 1st-year head coach in team history. The Vikings lost to the defending Super Bowl champion Redskins, 24-7, in a 1st-round playoff game at the Metrodome on Jan. 2, 1993.

17TH PLAYOFF APPEARANCE — For the first time since 1974, the Vikings won their final 3 regular-season games to earn a Wild-Card playoff berth. It was the team's 17th postseason appearance since 1968. Minnesota lost to the Giants, 17-10, in Giants Stadium in a first-round playoff game on Jan. 9, 1994.

MOON ACQUIRED — On April 14, 1994 the Vikings traded a 4th-round draft choice in 1994 and a 3rd-round draft choice in 1995 to the Houston Oilers for quarterback Warren Moon, who has thrown for more yardage and touchdowns as a professional than any other player. He set team season records for passing yards (4,264) and for completions (377) and touchdown passes (33) in '95.

GRANT ENSHRINED — On July 30, 1994, Bud Grant was inducted into the Pro Football Hall of Fame. He coached the Vikings from 1967-83 then again in '85. During his tenure Minnesota made the playoffs 12 times, won 11 division titles and played in 4 Super Bowls. Grant was the first person to be elected to the Pro Football Hall of Fame and the Canadian Football League Hall of Fame.

14TH DIVISION TITLE — On the final day of the 1994 regular season, the Vikings defeated the 49ers, 21-14, in a Monday night game to earn their 2nd NFC Central title in 3 seasons and their 3rd straight playoff berth. It also was Minnesota's 14th division title and 18th postseason appearance since 1968. Dennis Green became only the 7th NFL coach to lead his team to the playoffs in his first 3 seasons.

FINKS ENSHRINED — Former Vikings General Manager Jim Finks was inducted into the Pro Football Hall of Fame on July 25, 1995. During his decade with Minnesota, the team won 5 division titles and appeared in 2 Super Bowls. Finks passed away on May 8, 1994, and was inducted posthumously, represented by his family.

WINTER PASSES AWAY — Max Winter, who served as the owner and President of the Vikings from 1965-87, passed away on July 26,



Vikings G Randall McDaniel and T Gary Zimmermann anchored the Vikings line in the early 1990s and rank among the best linemen in NFL history.

10, in the Metrodome. After a Washington loss to Arizona later that day, Minnesota was guaranteed a playoff berth for the 19th time since 1968 and the 4th in 5 seasons under Dennis Green. The Vikings lost, 40-15, to the Dallas Cowboys in a first-round game at Texas Stadium on Dec. 28, 1996.

20TH PLAYOFF APPEARANCE — On Dec. 21, 1997, the Vikings beat the Colts in the regular season finale to reach the playoffs for the 20th time in team history and the 5th time in 6 seasons under Dennis Green. The Vikings went on the road and came back from 16 points down to defeat the NY Giants 23-22 at the Meadowlands on Dec. 27, 1997. It was the biggest comeback win in team playoff history and the 5th biggest postseason comeback in NFL history. The following week the Vikings lost, 38-22, to the San Francisco 49ers at 3Com Park in the Divisional Playoffs on Jan. 3, 1998.

KRAUSE ENSHRINED — On August 1, 1996, Paul Krause was inducted into the Pro Football Hall of Fame. Krause played free safety with the Vikings from 1968-79 and the Redskins from 1964-67. He holds the NFL record for career interceptions with 81. Krause was selected to 8 Pro Bowls in his 15-year career.

BOARD AGREES TO SELL — On July 3, 1998, the Minnesota Vikings 10 owners voted unanimously to accept the bid of Texas businessman B.J. "Red" McCombs to purchase the Vikings.

NFL APPROVES McCOMBS — On July 28, 1998, the NFL owners unanimously approved Red McCombs' purchase of the Vikings, finalizing the change of ownership from the 10 previous owners to sole ownership by McCombs.

GREEN CONTRACT EXTENDED — Head Coach Dennis Green received a 3-year contract extension on September 5, the day before the 1998 opener vs. Tampa Bay.

VIKINGS 15 WINS BEST IN TEAM HISTORY — The Vikings won their 15th NFC Central Division title and became only the 3rd team in NFL history to go 15-1 through the regular season with their 26-16 win at Tennessee in the regular-season finale. The Vikings also established a new NFL scoring record with 556 points, breaking the old mark of 541 set by the 1983 Washington Redskins.

SIXTH NFC CHAMPIONSHIP GAME — The Vikings hosted Atlanta in the 6th NFC Championship game in franchise history with a berth in Super Bowl XXXIII on the line. The teams played to a 27-27 deadlock during regulation, forcing the game into overtime where the Falcons claimed a 30-27 win. It was the first NFC Championship game played in the Metrodome.

22ND PLAYOFF APPEARANCE — The Vikings turned their 1999 season around, winning eight of the final 10 games to finish 10-6 and host a 1st-round playoff game vs. Dallas. Robert Smith set a team post-season record with 140 rushing yards in the 27-10 win over the Cowboys. The Vikings fell 49-37 to eventual Super Bowl XXXIV champion St. Louis in the Divisional Round at the TWA Dome.

CARTER NAMED MAN OF THE YEAR — Cris Carter was honored as the first recipient of the Walter Payton NFL Man of the Year Award for civic involvement, charity work and displaying high character on January 29, 2000, in a ceremony during Super Bowl week in Atlanta. The award was re-named after Payton, a Hall of Fame running back who died in 1999.

SMITH BREAKS TEAM RUSHING RECORD — Robert Smith surpassed Chuck Foreman's 20-year-old career rushing record in the team's 28-16 win at Chicago (10/15/00). Smith ended his career with 6,818 yards. He also established a new team record with 1,521 rushing yards on the

season and holds the team record with 29 career 100-yard games.

40TH ANNIVERSARY TEAM ANNOUNCED — The Vikings celebrated their 40th season of NFL football in 2000, highlighted by a luncheon on November 30 to introduce the Vikings 40th Anniversary Team. That night the Vikings topped Detroit 24-17 and Cris Carter caught his 1,000th pass on a 4-yard TD from Daunte Culpepper. Carter was only the 2nd player in NFL history to record 1,000 career receptions.

15TH DIVISION TITLE — The Vikings overcame every critic's expectations in 2000 to post an 11-5 regular-season record, win the franchise's 15th NFC Central title and made the 23rd playoff appearance in team history, ending in the 7th NFC Championship game at Giants Stadium.

YARY ENSHRINED — On August 4, 2000, Ron Yary was enshrined in the Pro Football Hall of Fame. Yary played 14 seasons with Minnesota and played in 4 Super Bowls and 7 Pro Bowls during his career.

TICE REPLACES GREEN — On January 4, 2002, Mike Tice replaced Dennis Green on the sideline for the Vikings. Tice coached the 2001 regular season finale at Baltimore. Green assembled a 97-62 regular season record at the helm of the Vikings. Green led the team to 4 NFC Central Division titles and twice played in the NFC Championship game. Green's teams made the playoffs in 8 of his 10 seasons.

TICE NAMED HEAD COACH — On January 10, 2002 Mike Tice was named the 6th Head Coach in Vikings history. Tice is the 3rd of the 6 Vikings Head Coaches to be promoted from within the team's coaching ranks but is the 1st Head Coach to have played for the Vikings.

NFL RE-ALIGNS — The 2002 season marked the re-alignment of the NFL as the League expanded to 32 teams when the Houston Texans joined as an expansion franchise. The NFL re-aligned into 8 divisions of 4 teams each. The Vikings moved into the newly-formed NFC North after years in the NFC Central.

VIKINGS LEAD NFL IN RUSHING — The 2002 Vikings led the NFL in rushing for the first time in team history with 2,507 yards for the season, an average of 156.7 yards per game. Second-year RB Michael Bennett ranked 2nd in team history with 1,296 rushing yards and earned a berth in the Pro Bowl. The Vikings set team records for rushing TDs (26), average per carry (5.3) and total first downs (350). The team also established an NFL mark by becoming the 1st team to make a successful 2-point conversion to win a game when Daunte Culpepper scored on a 2-point run with :05 remaining in the game to give the Vikings a 32-31 win at New Orleans on December 15, 2002. Culpepper proved to be a dangerous runner himself in 2002, setting team records for attempts (106), yards (609) and rushing TDs (10) by a QB.

VIKINGS OFFENSE RANKS #1 — The 2003 Vikings became the 1st squad in franchise history to finish the season with the #1 ranked offense in the NFL, averaging 393.4 yards per game and scoring an average of 26.0 points per game.

ELLER ENSHRINED — On August 8, 2004, Carl Eller was enshrined in the Pro Football Hall of Fame. Eller, the Vikings career sacks leader, was a member of the vaunted Purple People Eaters defense.

WILF FAMILY TAKES OWNERSHIP — An investment group led by brothers Zygmunt and Mark Wilf were unanimously approved as the new owners of the Vikings by their fellow NFL owners on May 25, 2005. The Wilfs, owners of a real estate development company in New Jersey, took ownership in mid-June from former owner Red McCombs, who had owned the club since

1998. Joining the Wilfs ownership group is cousin Leonard Wilf, Reggie Fowler, David Mandelbaum and Alan Lands.

CHILDRESS TAKES THE HELM — The Vikings named Brad Childress the 7th head coach in the history of the franchise on January 6, 2006. Childress comes to the Vikings after seven seasons with the Philadelphia Eagles, spending the 2002-05 seasons as offensive coordinator. The Eagles won NFC East titles in 2001, '02, '03 and '04 and represented the NFC in Super Bowl XXXIX against New England. During his tenure with the Eagles, Childress was instrumental in the development of 5-time Pro Bowl selection QB Donovan McNabb. Childress began his coaching career at the University of Illinois from 1978-84 and tutored the Wisconsin Badgers offense from 1991-93.

VIKINGS UNVEIL NEW UNIFORMS — The franchise made the most dramatic change to its uniforms in the history of the team during the 2006 offseason. The team unveiled the new uniforms before an enthusiastic crowd at Mall of America on April 27, 2006.

VIKINGS SEND 4 LINEMEN TO PRO BOWL — The 2006 Vikings strong play along the defensive and offensive lines was recognized league-wide as C Matt Birk, G Steve Hutchinson, DT Kevin Williams and DT Pat Williams all earned Pro Bowl honors.

ROOKIE RUNS TO RECORDS — In only his 5th NFL game, rookie RB Adrian Peterson broke the team record for rushing yards in a game with 224 at Chicago (10/14/07). Three weeks later he topped that by setting the NFL single-game rushing record with 298 yards vs. San Diego (11/4/07). He went on to lead the NFC in rushing with 1,341 yards, was named All-Pro, NFL Offensive Rookie of the Year, started in the Pro Bowl and took home game MVP honors.

SOLID 7 EARN PRO BOWL TRIPS — The Vikings sent 7 players to Hawaii for the Pro Bowl, the most to earn the honor since the 2000 season. The team was represented by C Matt Birk, G Steve Hutchinson, S Darren Sharper, FB Tony Richardson, DT Kevin Williams, DT Pat Williams and RB Adrian Peterson.

BLOCKBUSTER TRADE LANDS ALLEN — The Vikings struck a deal with Kansas City to trade 2007 NFL sack leader DE Jared Allen to the club for the Vikings 1st-round (#17) pick in the 2008 Draft, a pair of 3rd-round picks in 2008 and a swap of 6th-round choices. Allen was introduced to a boisterous crowd of fans at the Winter Park facility as part of the Vikings Draft Party days after the trade.



VIKINGS COACHING HISTORY

Years	Head Coach	Total Games	Regular Season (%)	Playoffs (%)	Overall (%)
1961-66	Norm Van Brocklin	84	.29-51-4 (.369)	0-0-0 (.000)	.29-51-4 (.369)
1967-83, '85	Bud Grant	281	.158-96-5 (.620)	10-12-0 (.454)	.168-108-5 (.607)
1984	Les Steckel	16	3-13-0 (.188)	0-0-0 (.000)	3-13-0 (.188)
1986-91	Jerry Burns	101	.52-43-0 (.547)	3-3-0 (.500)	.55-46-0 (.544)
1992-2001	Dennis Green	171	.97-62-0 (.610)	4-8-0 (.250)	.101-70-0 (.591)
2001-05	Mike Tice	67	.32-33-0 (.492)	1-1-0 (.500)	.33-34-0 (.493)
2006-07	Brad Childress	32	.14-18-0 (.438)	0-0-0 (.000)	.14-18-0 (.438)
Total		752	385-316-9 (.549)	18-24-0 (.429)	403-340-9 (.542)



Norm Van Brocklin



Bud Grant



Les Steckel



Jerry Burns



Dennis Green



Mike Tice



Brad Childress

Norm Van Brocklin- Named Vikings Head Coach in 1961...The former quarterback had retired from the NFL following the 1960 season after 12 professional seasons with the Los Angeles Rams (1949-57) and Philadelphia Eagles (1958-60)...The Dutchman led the Eagles to the NFL crown in 1960 and was the League MVP...Set an NFL record with 554 passing yards in the 1951 season opener...Threw for 23,611 yards and 173 TDs in his NFL career and played in 10 Pro Bowls...Inducted into the Pro Football Hall of Fame in 1971...Coached 84 games with the Vikings with a 29-51-4 record...Went on to coach the Atlanta Falcons from 1968-73...Born March 15, 1926, in Eagle Butte, SD...Died May 2, 1983...Attended the University of Oregon where he was an All-American.

Bud Grant- Named Vikings Head Coach on March 10, 1967...Came to Minnesota following a successful coaching career in the Canadian Football League with the Winnipeg Blue Bombers, leading the team to 4 Grey Cup championships and playing in the game 6 times...Coached the Vikings in 281 total games, retiring after the 1983 season only to be coaxed back to coach the team again in 1985 before retiring for good...Led Vikings to Super Bowl IV, VIII, IX and XI...Won 11 Central Division titles and made 12 appearances in the playoffs...Member of both the CFL and Pro Football Halls of Fame...Born May 20, 1927 in Superior, WI...Resides in Bloomington, MN...An avid outdoorsman who travels the world hunting and fishing.

Les Steckel- Named Vikings Head Coach on January 29, 1984...Coached the Vikings for the 1984 season, finishing 3-13...Served as an offensive assistant with the Vikings for 5 seasons prior to taking over head coaching duties...Came to Minnesota in 1979 after working on the San Francisco 49ers staff...Was the youngest Head Coach in the NFL in 1984 at age 38...Born July 1, 1946, in Whitehall, PA...Began his playing career at Kansas as a walk-on, playing 4 seasons for the Jayhawks as a running back...Worked for Senator Robert Kennedy's campaign as a volunteer following his 1968 graduation...Joined the Marine Corps and served as an infantry Lieutenant, seeing combat in Vietnam...Left the service in 1972 and began his coaching career at Colorado, working with the Buffaloes from 1972-76, the US Naval Academy in 1977 and the 49ers in 1978.

Jerry Burns- Named Vikings Head Coach on January 7, 1986...Served as Vikings offensive coordinator from 1968-85, guiding the team to 4 Super Bowl berths and 11 Central Division titles...Served as Vikings Head Coach 6 seasons, 1986-91...Coached the team in 101 total games, going 52-43 in the regular season and 3-3 in the playoffs...Led the Vikings to the NFC Championship game in 1987, earning upset wins at New Orleans and San Francisco along the way before falling to the Redskins 17-10 in Washington...Won the NFC Central in 1989...Coached in 6 Super Bowls, 4 as Vikings offensive coordinator and 2 as the Green Bay Packers' defensive backs coach in Super Bowls I and II...Played QB for Michigan on the 1950 Rose Bowl team...Began his coaching career in 1951 at University of Hawaii...Head Coach at the University of Iowa from 1961-65...Born January 24, 1927...Resides in Eden Prairie, MN.

Dennis Green- Named Vikings Head Coach on January 10, 1992...Came to Minnesota after reviving the Stanford University football program, serving as Head Coach from 1989-91, the only Vikings Head Coach to come directly from the college ranks...Coached 171 total games in 10 seasons with the Vikings, leading the team to 4 Central Division titles and the NFC Championship game twice...Vikings made the playoffs 8 of Green's 10 seasons and the 1998 club set the NFL single-season scoring record at 556 points, averaging 34.8 points per game...An advocate of community involvement, Green initiated Community Tuesdays, which had players active in the Twin Cities on their day off, a concept that spread to the entire National Football League...Born February 17, 1949 in Harrisburg, PA...Named NFL Coach of the Year in 1992 by the Washington Touchdown Club and in 1998 by *Sports Illustrated* and the Maxwell Club.

Mike Tice- Named Vikings Head Coach on January 10, 2002 after serving as the team's coach for the final regular season game of the 2001 season...Became the 1st Vikings player to go on and serve as Head Coach...Enjoyed a 14-year NFL playing career as a TE, including 1992-93, '95 with the Vikings...Played in 177 career games with Seattle, Washington and Minnesota...Originally signed by Seattle as a rookie free agent QB in 1981...Born February 2, 1959, in Bayshore, NY...Began coaching career with Minnesota Vikings as TE coach in 1996...Coached offensive line from 1997-2001 and added title of Assistant Head Coach in 2001.

Brad Childress- Named Vikings Head Coach on January 6, 2006...Won first game at helm of Vikings over Washington on Monday Night Football...Joined the Vikings after 7 seasons on the staff of the Philadelphia Eagles, working from 2002-05 as the Eagles' offensive coordinator...Helped guide Eagles to Super Bowl XXXIX...Coached at University of Wisconsin from 1991-98...Got first taste of NFL coaching with Indianapolis Colts in 1985...Started coaching career at University of Illinois from 1978-84...Born June 27, 1965 and raised in Aurora, IL...Holds bachelor's degree in psychology from Eastern Illinois University.

VIKINGS ALL-TIME COACHING STAFFS

HEAD COACH YEARS

Norm Van Brocklin 1961-66

Walt Yowarsky, Darrel Brewster (1961-63), Harry Gilmer (1961-64), Stan West (1961-63), Tom McCormick (1963-66), Marion Campbell (1964-66), Lew Carpenter (1964-66), Jack Faulkner (1965), Jim Carr (1966).

Bud Grant 1967-83

Buster Mertes, John Michels, Jim Carr (1967-68, 1976-81), Bob Holloway 1967-70, '78-83), Jerry Burns (1968-83), Neill Armstrong (1969-77), Jack Patera (1969-75), Jocko Nelson (1971-78), Buddy Ryan (1976-77), Murray Warmath (1978-79), Floyd Reese (1979-83), Les Steckel (1979-83), Tom Cecchini (1980-83), Jed Hughes (1982-83).

Les Steckel 1984

Tom Batta, Raymond Berry, Bud Bjornaraa, Dean Brittenham, Jerry Burns, Ross Fichtner, Bob Holloway, Bob Leahy, Buster Mertes, John Michels, Dan Radakovich, Floyd Reese, Dick Rehbein, Mike Sweatman.

Bud Grant 1985

Tom Batta, Jerry Burns, Pete Carroll, Bob Holloway, John Michels, Floyd Reese, Dick Rehbein, Marc Trestman, Paul Wiggin.

Jerry Burns 1986-91

Tom Batta, John Michels, Dick Rehbein, Paul Wiggin, Pete Carroll (1986-89), Bob Holloway (1986), Monte Kiffin (1986-89, '91), Floyd Peters (1986-90), Bob Schnelker (1986-90), Marc Trestman (1986, '89-91), John Brunner (1987-91), Rollie Dotsch (1987), Jerry Brown (1988-91), Maxie Baughan (1989-91), Tom Moore (1989-91).

Dennis Green, Mike Tice 1992-2001

Richard Solomon (1992-01), Steve Wetzel (1992-01), Tom Batta (1992-93), Jack Burns (1992-93), Brian Billick (1992-98), Tony Dungy (1992-95), Monte Kiffin (1992-94), John Michels (1992-93), Tom Moore (1992-93), Willie Shaw (1992-93, 2001), John Teerlinck (1992-94), Tyrone Withingham (1992-94), Mike Wolf (1992-94), Chris Foerster (1993-95), Carl Hargrave (1994-2001), Foga Fazio (1995-99), John Leira (1995-97), Chip Myers (1995-98), Ray Sherman (1995-97, '99), Jeff Friday (1995-98), Tom Olivadotti (1996-99), Mike Tice (1996-2001), Dave Atkins (1997-99), Wade Harman (1997-98), Hubbard Alexander (1998-99), Andre Patterson (1998-99), Dean Dalton (1999-2001), John Kasper (1999), John Tice (1999-2001), Alex Wood (1999-2001), Charlie Baggett (2000-01), John Fontes (2000), Chuck Knox, Jr. (2000-01), Daryl Lawrence (2000-01), Sherman Lewis (2000-01), Emmitt Thomas (2000-01), Fred von Appen (2000), Brian Baker (2001), Gary Zauner (1994-01), Trent Walters (1994-01), Keith Rowen (1994-96), Jerry Rhome (1994), Mark Asanovich (1995).

Mike Tice 2002-05

Charlie Baggett (2002-04), Brian Baker, Pete Berlich, Ted Cottrell (2004-05), Dean Dalton, Mark Ellis (2004-05), Jay Hayes (2002), Chuck Knox, Jr., Daryl Lawrence (2002-03), Scott Linehan (2002-04), Steve Loney, George O'Leary (2002-03), Jim Panagos, Willie Shaw (2002-03), John Tice, Steve Wetzel (2002-03), Alex Wood (2002), Randy Hanson (2003-05), Kevin Ross (2003-05), Kurtis Shultz (2004-05), Rusty Tillman (2003-05), Wes Chandler (2005), Foga Fazio (2005), Rich Olson (2005), Jerry Rhome (2005).

Brad Childress 2006-08

Juney Barnett, Darrell Bevell, Eric Bieniemy, Brendan Daly, Karl Dunbar, Paul Ferraro, Leslie Frazier (2007-08), Ryan Ficken (2007-08), Jim Hueber, Jeff Imamura, Jimmie Johnson, Tom Kanavy, Derek Mason (2007-08), Clay Matchett (2006), Pat Morris, Brian Murphy, Chad O'Shea, Fred Pagac, Kevin Rogers, Ryan Silverfield (2008), Kevin Stefanski, George Stewart (2007-08), Martin Streight, Mike Tomlin (2008), Joe Woods, Darrell Wyatt (2006).

VIKINGS ALL-TIME ASSISTANT COACHES ROSTER

Alexander, Hubbard, 1998-99

Armstrong, Neill, 1969-77

Atkins, Dave, 1997-99

Asanovich, Mark, 1995

Baggett, Charlie, 2000-04

Baker, Brian, 2001-03

Barnett, Juney, 2006-07

Batta, Tom, 1984-93

Baughan, Maxie, 1989-91

Berlich, Pete, 2002-05

Berry, Raymond, 1984

Bevell, Darrell, 2006-07

Bieniemy, Eric, 2006-07

Billick, Brian, 1992-98

Bjornaraa, Bud, 1984

Brewster, Darrel, 1961-63

Brittenham, Dean, 1984

Brown, Jerry, 1988-91

Brunner, John, 1987-91

Burns, Jerry, 1968-85

Burns, Jack, 1992-93

Campbell, Marion, 1964-66

Carpenter, Lew, 1964-66

Carr, Jim, 1966-68; 1978-81

Carroll, Pete, 1985-89

Cecchini, Tom, 1980-83

Cottrell, Ted, 2004-05

Dalton, Dean, 1999-2005

Daly, Brendan, 2006-07

Dotsch, Rollie, 1987

Dunbar, Karl, 2006-07

Dungy, Tony, 1992-95

Ellis, Mark, 2004-05

Faulkner, Jack, 1965

Fazio, Foga, 1995-99, 2005

Ferraro, Paul, 2006-07

Fichtner, Ross, 1984

Ficken, Ryan, 2007

Foerster, Chris, 1993-95

Fontes, John, 2000

Frazier, Leslie, 2007

Friday, Jeff, 1996-98

Gilmer, Harry, 1961-64

Hanson, Randy, 2003-05

Hargrave, Carl, 1994-2001

Harman, Wade, 1997-98

Hayes, Jay, 2002

Holloway, Bob, 1967-70; 78-86

Hueber, Jim, 2006-07

Hughes, Jed, 1982-83

Imamura, Jeff, 2006-07

Johnson, Jimmie, 2006-07

Kanavy, Tom, 2006-07

Kasper, John, 1999

Kiffin, Monte, 1986-89; '91-94

Knox, Jr., Chuck, 2000-05

Kramer, Daryl, 2000-03

Leahy, Bob, 1984

Leira, John, 1995-97

Lewis, Sherman, 2000-01

Linehan, Scott, 2002-04

Loney, Steve, 2002-05

Matchett, Clay, 2006

McCormick, Tom, 1963-66

Mason, Derek, 2007

Mertes, Buster, 1967-84

Michels, John, 1967-83

Moore, Tom, 1989-93

Morris, Pat, 2006-07

Murphy, Brian, 2006-07

Myers, Chip, 1995-98

Nelson, Jocko, 1971-78

O'Leary, George, 2002-03

O'Shea, Chad, 2006-07

Olivadotti, Tom, 1996-99

Olson, Rich, 2005

Pagac, Fred, 2006-07

Panagos, Jim, 2002-05

Patera, Jack, 1969-75

Patterson, Andre, 1996-99

Peters, Floyd, 1986-90

Radakovich, Dan, 1984

Reese, Floyd, 1979-85

Rehbein, Dick, 1984-91

Rhyme, Jerry, 1994, 2005

Rogers, Kevin, 2006-07

Ross, Kevin, 2003-05

Rowen, Keith, 1994-96

Ryan, Buddy, 1976-77

Schnelker, Bob, 1986-90

Shultz, Kurtis, 2004-05

Shaw, Willie, 1992-93; '01-02

Sherman, Ray, 1995-97; '99

Solomon, Richard, 1992-2001

Steckel, Les, 1979-83

Stefanski, Kevin, 2006-07

Stewart, George, 2007

Streight, Martin, 2006-07

Sweatman, Mike, 1984

Teerlinck, John, 1992-94

Thomas, Emmitt, 2000-01

Tice, John, 1999-2005

Tice, Mike, 1996-2001

Tillman, Rusty, 2003-05

Tomlin, Mike, 2006

Trestman, Marc, 1985-86; 89-91

von Appen, Fred, 2000

Walters, Trent, 1994-2001

Warmath, Murray, 1978-79

West, Stan, 1961-63

Wetzel, Steve, 1992-2003

Wiggin, Paul, 1985-91

Withingham, Tyrone, 1992-94

Wolf, Mike, 1992-94

Wood, Alex, 1999-2002

Woods, Joe, 2006-07

Wyatt, Darrell, 2006

Yowarsky, Walt, 1961-66

Zauner, Gary, 1994-2001

LONGEST TENURED VIKINGS COACHES

Years	Coach	Position
26	John Michels	OL, RBs
24	Jerry Burns	Offensive Coordinator, Head Coach
18	Buster Mertes	RBs
17	Bud Grant	Head Coach
14	Bob Holloway	Defensive Coordinator



The 1976 Minnesota Vikings coaching staff: John Michels, Jerry Burns, Buster Mertes, Bud Grant, Buddy Ryan, Neill Armstrong, Jocko Nelson.

VIKINGS RESULTS: YEAR-BY-YEAR

ALL-TIME RECORD: REGULAR SEASON 385-316-9 / POST SEASON 18-24 / OVERTIME 17-17-2

1961

Head Coach: Norm Van Brocklin

Preseason (0-5)

8/5	L	13	Dallas at Sioux Falls (4,954)	38
8/18	L	3	at Baltimore Colts (10,203)	13
8/26	L	10	San Fran. at Portland (27,044)	14
9/2	L	7	Chicago at Cedar Rapids (12,500)	
9/10	L	17	L.A. Rams (27,982)	21

Regular Season (3-11)

Finish: 7th in NFL Western Conference

9/17	W	37	Chicago (32,236)	13
9/24	L	7	at Dallas (12,992)	21
10/1	L	33	at Baltimore Colts (54,259)	34
10/8	L	0	Dallas (33,070)	26
10/15	L	24	San Francisco (34,415)	38
10/22	L	7	Green Bay (42,007)	33
10/29	L	10	at Green Bay (Milw.) (44,112)	28
11/5	L	17	at L.A. Rams (38,594)	31
11/12	W	28	Baltimore Colts (38,010)	20
11/19	L	10	at Detroit (32,236)	37
11/26	L	28	at San Francisco (43,905)	38
12/3	W	42	L.A. Rams (30,068)	21
12/10	L	7	at Detroit (42,655)	13
12/17	L	35	at Chicago (34,539)	52
		285		407

1962

Head Coach: Norm Van Brocklin

Preseason (2-3)

8/11	L	24	San Francisco at Seattle (22,500)	30
8/18	L	24	L.A. Rams at Portland (23,544)	33
8/25	L	21	St. L. Cards at Mpls.-Parade (15,500)	24
9/2	W	24	Baltimore Colts (29,544)	13
9/8	W	45	Dallas at Atlanta (12,500)	26

Regular Season (2-11-1)

Finish: 6th in NFL Western Conference

9/16	L	7	at Green Bay (38,069)	34
9/23	L	7	Baltimore Colts (30,787)	34
9/30	L	7	at San Francisco (38,407)	21
10/7	L	0	Chicago (33,141)	13
10/14	L	21	Green Bay (41,475)	48
10/21	W	38	at L.A. Rams (33,071)	14
10/28	W	31	Philadelphia (30,071)	21
11/4	L	31	at Pittsburgh (14,842)	39
11/11	L	30	at Chicago (46,984)	31
11/18	L	6	Detroit (31,257)	17
11/25	T	24	L.A. Rams (26,728)	24
12/2	L	12	San Francisco (33,076)	35
12/9	L	23	at Detroit (42,256)	37
12/16	L	17	at Baltimore Colts (53,645)	42
		254		410

1963

Head Coach: Norm Van Brocklin

Preseason (4-1)

8/10	W	43	San Francisco at Portland, OR (20,837)	
8/17	W	27	at L.A. Rams (42,966)	3
8/25	W	17	N.Y. Giants (29,815)	16
8/31	L	27	Philadelphia at Hershey, PA (15,861)	34
9/6	W	35	at St. Louis (30,842)	0

Regular Season (5-8-1)

Finish: Tied 4th in NFL Western Conf.

9/15	W	24	at San Francisco (30,781)	20
9/22	L	7	Chicago (33,923)	28
9/29	W	45	San Francisco (28,567)	14
10/6	L	14	St. Louis Cards (30,220)	56
10/13	L	28	Green Bay (42,567)	37
10/20	L	24	at L.A. Rams (30,555)	27
10/27	L	10	at Detroit (44,509)	28
11/3	W	21	L.A. Rams (33,567)	13
11/10	L	7	at Green Bay (42,327)	28
11/17	L	34	Baltimore Colts (33,136)	37
11/24	W	34	Detroit (28,763)	31
12/1	T	17	at Chicago (47,249)	17
12/8	L	10	at Baltimore Colts (54,122)	41
12/15	W	34	at Philadelphia (54,403)	13
		309		390

1964

Head Coach: Norm Van Brocklin

Preseason (5-0)

8/8	W	21	N.Y. Giants (31,581)	7
8/15	W	24	St. L. Cards at Atlanta (9,500)	10
8/22	W	24	San Fran. at Salt Lake (20,207)	21
8/29	W	34	at L.A. Rams (39,938)	23
9/5	W	21	Philadelphia at Hershey (9,212)	20

Regular Season (8-5-1)

Finish: Tied 2nd in NFL Western Conf.

9/13	W	34	Baltimore Colts (35,563)	24
9/20	L	28	Chicago (41,387)	34
9/27	L	13	at L.A. Rams (50,009)	22
10/4	W	24	at Green Bay (42,327)	23
10/11	L	20	Detroit (40,840)	24
10/18	W	30	Pittsburgh (39,873)	10
10/25	W	27	at San Francisco (31,845)	22
11/1	L	13	Green Bay (44,278)	42
11/8	W	24	San Francisco (40,408)	7
11/15	L	14	at Baltimore Colts (60,213)	17
11/22	T	23	at Detroit (48,291)	23
11/29	W	34	L.A. Rams (31,677)	13
12/6	W	30	at N.Y. Giants (62,602)	21
12/13	W	41	at Chicago (46,486)	14
		355		296

1965

Head Coach: Norm Van Brocklin

Preseason (5-0)

8/14	W	31	Pittsburgh at Atlanta (39,240)	21
8/20	W	35	Philadelphia (43,125)	21
8/28	W	20	Washington at Charlotte, NC (20,426)	16
9/3	W	57	Dallas at Birmingham (41,500)	17
9/11	W	24	N.Y. Giants at Omaha (14,250)	9

Regular Season (7-7)

Finish: Tied 5th in NFL Western Conf.

9/19	L	16	at Baltimore Colts (56,562)	35
9/26	L	29	Detroit (46,826)	35
10/3	W	38	at L.A. Rams (38,755)	31
10/9	W	40	N.Y. Giants (44,283)	14
10/17	L	37	Chicago (47,426)	45
10/24	W	42	at San Francisco (42,680)	41
10/31	W	27	at Cleveland (83,505)	17
11/7	W	24	L.A. Rams (47,426)	13
11/14	L	21	Baltimore Colts (47,426)	41
11/21	L	13	Green Bay (47,426)	38
11/28	L	24	San Francisco (40,306)	45
12/5	W	29	at Green Bay (40,852)	24
12/12	W	29	at Detroit (45,420)	17
12/19	W	24	at Chicago (46,604)	7
		383		403

1966

Head Coach: Norm Van Brocklin

Preseason (3-1-1)

8/6	T	6	Detroit at New Orleans (36,500)	6
8/13	W	35	Pittsburgh at Portland (21,228)	6
8/20	W	24	L.A. Rams (40,270)	10
8/26	W	30	Washington at Clav. (63,414)	27
9/2	L	24	at Dallas (58,316)	28

Regular Season (4-9-1)

Finish: Tied 6th in NFL Western Conf.

9/11	T	20	at San Francisco (29,312)	20
9/18	L	23	Baltimore Colts (47,426)	38
9/25	L	17	at Dallas (64,116)	28
10/2	L	10	Chicago (47,426)	13
10/16	W	35	L.A. Rams (47,426)	7
10/23	L	17	at Baltimore Colts (60,238)	20
10/30	W	28	San Francisco (45,077)	3
11/6	W	20	at Green Bay (50,861)	17
11/13	L	31	Detroit (43,939)	32
11/20	L	8	at L.A. Rams (38,775)	21
11/27	L	16	Green Bay (47,426)	28
12/4	L	13	Atlanta (37,117)	20
12/11	W	28	at Detroit (43,022)	16
12/18	L	28	at Chicago (45,191)	41
		292		314

1967

Head Coach: Bud Grant

Preseason (2-3)

8/12	W	34	Philadelphia at Tulsa (24,500)	0
8/18	L	9	at Denver (31,850)	14
8/27	L	3	N.Y. Giants at New Haven (43,584)	21

9/2	W	16	Atlanta at Cleveland (64,236)	3
9/10	L	14	Cleveland (40,012)	42

Regular Season (3-8-3)

Finish: 4th in NFL Central

9/17	L	21	San Francisco (39,638)	27
9/22	L	3	at L.A. Rams (52,255)	39
10/1	L	7	Chicago (44,868)	17
10/8	L	24	St. Louis Cards (40,017)	34
10/15	W	10	at Green Bay (Milw.) (49,601)	7
10/22	T	20	Baltimore Colts (47,693)	20
10/29	L	20	at Atlanta (52,859)	21
11/5	W	27	N.Y. Giants (44,960)	24
11/12	T	10	Detroit (40,032)	10
11/19	L	10	at Cleveland (68,431)	14
11/26	W	41	at Pittsburgh (23,773)	27
12/3	L	27	Green Bay (47,693)	30
12/10	T	10	at Chicago (40,110)	10
12/17	L	3	at Detroit (44,874)	14
		233		294

1968

Head Coach: Bud Grant

Preseason (3-2)

8/10	L	10	Kansas City (45,228)	13
8/17	W	39	at Denver (20,901)	16
8/24	W	52	Philadelphia (41,229)	10
9/1	L	28	at St. Louis Cards (25,233)	31
9/6	W	20	New Orleans at Shreveport, LA (23,000)	17

Regular Season (8-6)

Finish: NFL Central Champions

9/14	W	47	Atlanta (45,563)	7
9/22	W	26	at Green Bay (Milw.) (49,346)	13
9/29	L	17	Chicago (47,644)	27
10/6	W	24	Detroit (44,289)	10
10/13	L	17	at New Orleans (71,105)	20
10/20	L	7	Dallas (47,644)	20
10/27	L	24	at Chicago (46,562)	26
11/3	W	27	Washington (47,644)	14
11/10	W	14	Green Bay (47,644)	10
11/17	W	13	at Detroit (48,654)	6
11/24	L	9	at Baltimore Colts (60,238)	21
12/1	L	3	L.A. Rams (47,644)	31
12/8	W	30	at San Francisco (29,040)	20
12/15	W	24	at Philadelphia (54,530)	17
		282		242

Western Conference Championship

(Memorial Stadium, Baltimore, MD)

12/22 L 14 Baltimore Colts (60,238)

NFL Playoff Bowl

(Orange Bowl, Miami, FL)

1/6/69 W 13 Dallas (22,961) 17

*Statistics from game do not count.

1969

Head Coach: Bud Grant

Preseason (5-1)

8/2	W	45	Miami at Tampa (37,219)	10
8/9	W	26	Denver (45,916)	6
8/23	W	41	St. L. Cards at Winston-Salem (34,417)	13
8/30	L	21	N.Y. Jets at Minneapolis-Salem (31,500)	24

9/6 W 28 N.Y. Giants (47,900) 27

9/13 W 23 Cleveland at Akron (26,561) 16

Regular Season (12-2)

Finish: NFL Central Champions

9/21	L	23	at N.Y. Giants (62,900)	24
9/28	W	52	Baltimore Colts (47,900)	14
10/5	W	19	Green Bay at U. of MN (60,740)	7
10/12	W	31	at Chicago (45,757)	0
10/19	W	27	at St. Louis Cards (49,430)	10
10/26	W	24	Detroit (47,900)	10
11/2	W	31	Chicago (47,900)	3
11/9	W	51	Cleveland (47,900)	3
11/16	W	9	at Green Bay (Milw.) (48,321)	7
11/23	W	52	Pittsburgh (47,202)	14
11/27	W	27	at Detroit (57,906)	0
12/7	W	20	at L.A. Rams (60,430)	13
12/14	L	10	San Francisco (43,028)	7
12/21	W	3	at Atlanta (52,872)	10
		379		133

Western Conference Championship

(Metropolitan Stadium, Bloomington, MN)

12/27 W 23 L.A. Rams (47,900) 20

NFL Championship

(Metropolitan Stadium, Bloomington, MN)

1/4/70 W 27 Cleveland (47,900) 7



Super Bowl IV
(Tulane Stadium, New Orleans, LA)
1/11/70 L 7 Kansas City (80,582) 23

1970

Head Coach: Bud Grant

Preseason (4-2)

8/8	L	13	New Orleans at Canton	14
			(17,932)	
8/15	L	13	Pittsburgh (45,591)	20
8/22	W	14	at Houston (44,563)	7
8/30	W	52	N.Y. Jets (47,900)	21
9/5	W	24	at Cleveland (83,043)	21
9/11	W	31	at Chicago (46,630)	30

Regular Season (12-2)

Finish: NFC Central Champions				
9/20	W	27	Kansas City (47,900)	10
9/27	W	26	New Orleans (47,900)	0
10/4	L	10	at Green Bay (Milw.) (47,967)	13
10/11	W	24	at Chicago (45,485)	0
10/18	W	54	Dallas (47,900)	13
10/26	W	13	A.L. Rams (47,900)	3
11/1	W	30	at Detroit (58,210)	17
11/8	W	19	at Washington (50,415)	10
11/15	W	24	Detroit (47,900)	20
11/22	W	10	Green Bay (47,900)	3
11/29	L	10	at N.Y. Jets (62,333)	20
12/5	W	16	Chicago (47,900)	13
12/13	W	35	at Boston (37,819)	14
12/20	W	37	at Atlanta (57,992)	7

335 143				
NFC Divisional Playoffs				
(Metropolitan Stadium, Bloomington, MN)				
12/27	L	14	N.Y. Francisco (46,050)	17

1971

Head Coach: Bud Grant

Preseason (4-2)

8/8	L	10	New Eng. at U of M (31,813)	17
8/14	W	34	at San Diego (49,267)	7
8/21	W	34	Chicago (47,900)	14
8/28	W	26	at Pittsburgh (46,276)	21
9/4	L	7	at Denver (43,000)	14
9/11	W	24	Miami (47,900)	0

Regular Season (11-3)

Finish: NFC Central Champions				
9/20	W	16	at Detroit (54,418)	13
9/26	L	17	Chicago (47,900)	20
10/3	W	19	Buffalo (47,900)	0
10/10	W	13	at Philadelphia (65,258)	0
10/17	W	24	at Green Bay (56,263)	13
10/25	W	10	Baltimore Colts (49,784)	3
10/31	W	17	at N.Y. Giants (82,829)	10
11/7	L	9	San Francisco (49,784)	13

11/14	W	3	Green Bay (49,784)	0
11/21	W	23	at New Orleans (83,130)	10
11/28	W	24	Atlanta (49,784)	7
12/5	L	14	at San Diego (54,505)	30
12/11	W	29	Detroit (49,784)	10
12/19	W	27	at Chicago (55,049)	10

245 **139**

NFC Divisional Playoffs

(Metropolitan Stadium, Bloomington, MN)

12/25	L	12	Dallas (49,100)	20
-------	---	----	-----------------	----

1972

Head Coach: Bud Grant

Preseason (3-2)

8/12	W	24	San Diego (47,900)	13
8/18	L	10	at Buffalo (41,006)	21
8/26	W	20	at Cleveland (70,583)	17
9/4	W	26	Houston (47,900)	14
9/10	L	19	at Miami (74,298)	21

Regular Season (7-7)

Finish: 3rd in NFC Central

9/18	L	21	Washington (47,900)	24
9/24	W	34	at Detroit (54,418)	10
10/1	L	14	Miami (47,900)	16
10/8	L	17	St. Louis Cards (49,784)	19
10/15	W	23	at Denver (51,656)	13
10/23	L	10	at Chicago (55,701)	20
10/29	W	27	at Green Bay (56,263)	13
11/5	W	37	New Orleans (49,784)	6
11/12	W	16	Detroit (49,784)	14
11/19	W	45	at L.A. Rams (77,982)	41
11/26	L	10	Pittsburgh (50,348)	23
12/3	W	23	Chicago (49,784)	20
12/10	L	7	Green Bay (49,784)	23
12/16	L	17	at San Francisco (61,214)	20

301 **252**

1973

Head Coach: Bud Grant

Preseason (5-0)

8/11	W	10	Pittsburgh (46,619)	6
8/18	W	13	at Kansas City (72,676)	10
8/25	W	34	at Oakland (57,515)	10
8/31	W	20	Miami (46,619)	17
9/8	W	24	at San Diego (42,007)	16

Regular Season (12-2)

Finish: NFC Central Champions				
9/16	W	24	Oakland (46,619)	16
9/23	W	22	at Chicago (55,701)	13
10/3	W	11	Green Bay (48,503)	3
10/7	W	23	at Detroit (54,418)	9
10/14	W	17	at San Francisco (59,359)	13
10/21	W	28	Philadelphia (48,503)	21
10/28	W	10	L.A. Rams (48,503)	9
11/4	W	26	Cleveland (48,503)	3

11/11	W	26	Detroit (48,503)	7
11/19	L	14	at Atlanta (50,850)	20
11/25	W	31	Chicago (48,503)	13
12/2	L	0	at Cincinnati (59,580)	27
12/8	W	31	at Green Bay (56,267)	7
12/16	W	31	at N.Y. Giants (New Haven) (70,041)	7

296 **168**

NFC Divisional Playoffs

(Metropolitan Stadium, Bloomington, MN)

12/22	W	27	Washington (46,409)	20
-------	---	----	---------------------	----

NFC Championship Game

(Texas Stadium, Irving, TX)

12/30	W	27	Dallas (60,272)	10
-------	---	----	-----------------	----

Super Bowl VIII

(Rice Stadium, Houston, TX)

1/13/74	L	7	Miami (68,142)	24
---------	---	---	----------------	----

1974

Head Coach: Bud Grant

Preseason (3-2)

8/10	L	21	at Denver (23,822)	27
8/19	L	9	at Miami (67,963)	21
8/25	W	32	Buffalo (46,553)	13
8/31	W	14	at St. Louis Cards (42,544)	10
9/7	W	42	San Diego (46,553)	0

Regular Season (10-4)

Finish: NFC Central Champions

9/15	W	32	at Green Bay (56,312)	17
9/22	W	7	at Detroit (49,703)	6
9/29	W	11	Chicago (46,619)	7
10/6	W	23	at Dallas (60,817)	21
10/13	W	51	Houston (48,490)	10
10/20	L	16	Detroit (48,501)	20
10/27	L	14	New England (48,497)	17
11/3	W	17	at Chicago (55,753)	0
11/11	W	28	at St. Louis Cards (51,392)	24
11/17	L	7	Green Bay (48,480)	19
11/24	L	17	at L.A. Rams (90,266)	20
12/1	W	29	New Orleans (48,456)	9
12/7	W	23	Atlanta (48,480)	10
12/14	W	35	at Kansas City (72,474)	15

310 **195**

NFC Divisional Playoffs

(Metropolitan Stadium, Bloomington, MN)

12/21	W	30	St. Louis Cards (44,626)	14
-------	---	----	--------------------------	----

NFC Championship Game

(Metropolitan Stadium, Bloomington, MN)

12/29	W	14	L.A. Rams (47,404)	10
-------	---	----	--------------------	----

Super Bowl IX

(Tulane Stadium, New Orleans, LA)

1/12/75	L	6	Pittsburgh (80,997)	16
---------	---	---	---------------------	----

1975

Head Coach: Bud Grant

Preseason (2-3-1)

8/9	L	15	N.Y. Jets at Phoenix (51,323)	20
8/17	L	10	at New England (40,218)	36
8/23	W	16	at Dallas (45,395)	13
9/1	W	20	Miami (47,653)	7
9/6	L	6	St. Louis Cards (46,975)	13
9/13	T	14	at San Diego (31,642)	14

Regular Season (12-2)

Finish: NFC Central Champions

9/21	W	27	San Francisco (48,418)	17
9/28	W	42	at Cleveland (65,419)	10
10/5	W	28	Chicago (48,446)	3
10/12	W	29	N.Y. Jets (48,444)	21
10/19	W	25	Detroit (48,446)	19
10/27	W	13	at Chicago (56,302)	9
11/2	W	28	at Green Bay (55,279)	17
11/9	W	38	Atlanta (48,446)	0
11/16	W	20	at New Orleans (60,214)	7
11/23	W	28	San Diego (48,443)	13
11/30	L	30	at Washington (54,311)	31
12/7	W	24	Green Bay (48,446)	3
12/14	L	10	at Detroit (78,990)	17
12/20	W	35	at Buffalo (73,391)	13

377 **180**

NFC Divisional Playoffs

(Metropolitan Stadium, Bloomington, MN)

12/28	L	14	Dallas (46,425)	17
-------	---	----	-----------------	----

1976

Head Coach: Bud Grant

Preseason (3-3)

7/31	L	3	at Miami (39,939)	16
8/7	W	13	at Kansas City (32,851)	10
8/16	L	7	at Cleveland (44,336)	31

8/22	W	23	Cincinnati (43,784)	17
8/28	W	20	Philadelphia (46,512)	16
9/5	L	17	at Denver (52,129)	30

Regular Season (11-2-1)

Finish: NFC Central Champions

9/12	W	40	at New Orleans (58,156)	9
9/19	T	10	L.A. Rams (47,310) (OT)	10
9/26	W	10	at Detroit (77,292)	9
10/4	W	17	Pittsburgh (47,809)	6
10/10	W	20	Chicago (47,948)	19
10/17	W	24	N.Y. Giants (47,156)	7
10/24	W	31	at Philadelphia (56,233)	12
10/31	L	13	at Chicago (56,602)	14
11/7	W	31	Detroit (46,735)	23
11/14	W	27	Seattle (45,087)	21
11/21	W	17	at Green Bay (Mil.) (53,104)	10
11/29	L	16	at San Francisco (56,775)	20
12/5	W	20	Green Bay (50,770)	9
12/11	W	29	at Miami (46,543)	7

305 **176**

NFC Divisional Playoffs

(Metropolitan Stadium, Bloomington, MN)

12/18 W 35 Washington (47,221) 20

NFC Championship Game

(Metropolitan Stadium, Bloomington, MN)

12/26 W 24 L.A. Rams (47,191) 13

Super Bowl XI

(Rose Bowl, Pasadena, CA)

1/9/77 L 14 Oakland (103,438) 32

1977

Head Coach: Bud Grant

Preseason (4-2)

8/6	W	22	at L.A. Rams (55,168)	17
8/13	W	34	Cleveland (45,370)	33
8/19	L	7	at Baltimore (45,529)	29
8/26	W	33	Miami (44,396)	5
9/3	L	7	at Cincinnati (52,942)	26
9/10	W	30	at Buffalo (35,017)	6

Regular Season (9-5)

Finish: NFC Central Champions

9/18	L	10	Dallas (47,678) (OT)	16
9/24	W	9	at Tampa Bay (66,272)	3
10/2	W	19	Green Bay (47,143)	7
10/9	W	14	Detroit (45,860)	7
10/16	W	22	Chicago (47,709) (OT)	16
10/24	L	3	at L.A. Rams (62,414)	35
10/30	W	14	at Atlanta (59,257)	7
11/6	L	7	St. Louis (47,066)	27
11/13	W	42	Cincinnati (47,371)	10
11/20	L	7	at Chicago (49,563)	10
11/27	W	13	at Green Bay (52,267)	6
12/4	W	28	San Francisco (40,745)	27
12/11	L	13	at Oakland (52,771)	35
12/17	W	30	at Detroit (78,572)	21

231 **227**

NFC Divisional Playoffs

(L.A. Coliseum, Los Angeles, CA)

12/26 W 14 L.A. Rams (62,538) 7

NFC Championship Game

(Texas Stadium, Irving, TX)

1/17/78 L 6 Dallas (61,968) 23

1978

Head Coach: Bud Grant

Preseason (2-2)

8/5	W	20	Washington (46,212)	13
8/12	L	13	at Kansas City (41,092)	17
8/18	L	22	at Miami (46,316)	30
8/26	W	30	Buffalo (45,062)	27

Regular Season (8-7-1)

Finish: NFC Central Champions

9/3	L	24	at New Orleans (54,187)	31
9/11	W	12	Denver (46,508) (OT)	9
9/17	L	10	Tampa Bay (46,152)	16
9/25	W	24	at Chicago (53,561)	20
10/1	W	24	at Tampa Bay (65,972)	7
10/8	L	28	at Seattle (62,031)	29
10/15	L	17	L.A. Rams (46,551)	34
10/22	W	21	Green Bay (47,411)	7
10/26	W	21	at Dallas (61,848)	10
11/5	W	17	Detroit (46,008)	7
11/12	W	17	Chicago (43,286)	14
11/19	L	7	San Diego (38,859)	13
11/26	T	10	at Green Bay (51,737) (OT)	10
12/3	W	28	Philadelphia (38,722)	27
12/9	L	14	at Detroit (78,685)	45
12/17	L	20	at Oakland (44,643)	27

294 **306**

NFC Divisional Playoffs

(L.A. Coliseum, Los Angeles, CA)

12/31 L 10 L.A. Rams (69,631) 34

1979

Head Coach: Bud Grant

Preseason (0-4)

8/2	L	9	at Seattle (60,881)	12
8/11	L	0	at San Diego (49,037)	19
8/18	L	10	Miami (45,790)	21
8/23	L	0	Kansas City (39,578)	25

Regular Season (7-9)

Finish: 3rd in NFC Central

9/2	W	28	San Francisco (46,539)	22
9/9	L	7	at Chicago (53,231)	26
9/16	L	12	Miami (46,187)	27
9/23	W	27	Green Bay (45,524) (OT)	21
9/30	W	13	at Detroit (75,295)	10
10/7	L	20	Dallas (47,572)	36
10/15	L	7	at N.Y. Jets (54,479)	14
10/21	W	30	Chicago (41,164)	27
10/28	L	10	Tampa Bay (46,906)	12
11/4	L	7	at St. Louis (47,213)	37
11/11	L	7	at Green Bay (Milw.) (52,706)	19
11/18	W	14	Detroit (43,650)	7
11/25	W	23	at Tampa Bay (70,039)	22
12/2	L	21	at L.A. Rams (56,700) (OT)	27
12/9	W	10	Buffalo (42,239)	3
12/16	L	23	at New England (54,710)	27

259 **337**

1980

Head Coach: Bud Grant

Preseason (3-1)

8/9	W	21	San Diego (45,179)	17
8/18	L	10	at Kansas City (39,679)	14
8/23	W	17	at Miami (36,116)	10
8/30	W	38	Cleveland (47,262)	16

Regular Season (9-7)

Finish: NFC Central Champions

9/7	W	24	Atlanta (44,733)	23
9/14	L	7	Philadelphia (46,460)	42
9/21	W	34	at Chicago (59,983)	14
9/28	L	7	at Detroit (60,291)	27
10/5	L	17	Pittsburgh (47,583)	23
10/12	W	13	Chicago (46,751)	7
10/19	L	0	at Cincinnati (44,487)	14
10/26	L	3	at Green Bay (44,361)	16
11/2	W	39	at Washington (52,060)	14
11/9	W	34	Detroit (46,264)	0
11/16	W	38	Tampa Bay (46,032)	30
11/23	L	13	Green Bay (47,234)	25
11/30	W	23	at New Orleans (30,936)	20
12/7	W	21	at Tampa Bay (65,649)	10
12/14	W	28	Cleveland (42,202)	23
12/21	L	16	at Houston (51,064)	20

317 **308**

NFC Divisional Playoffs

(Veterans Stadium, Philadelphia, PA)

1/3/81 L 16 Philadelphia (68,434) 31

1981

Head Coach: Bud Grant

Preseason (1-3)

8/8	L	6	Miami (45,165)	20
8/14	L	13	at Washington (44,662)	27
8/22	W	20	Atlanta (42,906)	19
8/27	L	31	at L.A. Rams (60,141)	34

Regular Season (7-9)

Finish: 4th in NFC Central

9/5	L	13	at Tampa Bay (66,287)	21
9/14	L	10	Oakland (47,186)	36
9/20	W	26	Detroit (45,340)	24
9/27	W	30	at Green Bay (Mil.) (55,012)	13
10/4	W	24	Chicago (43,827)	21
10/11	W	33	at San Diego (50,706)	31
10/18	W	35	Philadelphia (45,459)	23
10/25	L	17	at St. Louis Cards (48,039)	30
11/2	L	17	at Denver (74,834)	19
11/8	W	25	Tampa Bay (47,038)	10
11/15	W	20	New Orleans (45,215)	10
11/23	L	30	at Atlanta (54,086)	31
11/29	L	23	Green Bay (45,025)	35
12/6	L	9	at Chicago (50,766)	10
12/12	L	7	at Detroit (79,428)	45
12/20	L	6	Kansas City (41,110)	10

325 **369**

1982

Head Coach: Bud Grant

Preseason (3-2)

8/7	W	30	Baltimore (at Canton) (23,379)	14
8/14	L	17	at Atlanta (49,831)	20
8/21	W	7	Seattle (57,880)	3
8/28	L	17	at Denver (73,371)	27
9/3	W	24	New Orleans (59,810)	21

Regular Season (5-4)

9/12	W	17	Tampa Bay (58,440)	10
9/16	L	22	at Buffalo (77,753)	23
11/21	L	7	at Green Bay (Milw.) (44,681)	26
11/28	W	35	Chicago (54,724)	7
12/5	L	14	at Miami (45,721)	22
12/12	W	13	Baltimore (53,981)	10
12/19	W	34	at Detroit (73,058)	31
12/26	L	14	N.Y. Jets (58,672)	42
1/3/83	W	31	Dallas (60,007)	27

187 **198**

NFC First-Round Playoffs

(Metrodome, Minneapolis, MN)

1/9/83 W 30 Atlanta (60,560) 24

NFC Second-Round Playoffs

(RFK Stadium, Washington, DC)

1/15/83 L 7 Washington (54,593) 21

1983

Head Coach: Bud Grant

Preseason (3-1)

8/6	W	28	St. Louis Cards at London (32,847)	10
8/13	L	7	Baltimore (56,061)	10
8/19	W	19	at Seattle (54,402)	17
8/26	W	34	Denver (59,435)	3

Regular Season (8-8)

Finish: 4th in NFC Central

9/4	W	27	at Cleveland (70,087)	21
9/8	L	17	San Francisco (58,167)	48
9/18	W	19	at Tampa Bay (47,567) (OT)	16
9/25	W	20	Detroit (58,254)	17
10/2	L	24	Dallas (62,136)	37
10/9	W	23	at Chicago (59,632)	14
10/16	W	34	Houston (58,910)	14
10/23	W	20	at Green Bay (55,236) (OT)	17
10/30	L	31	at St. Louis Cards (38,796)	41
11/6	L	12	Tampa Bay (59,239)	17
11/13	L	21	Green Bay (60,113)	29



11/20	W	17	at Pittsburgh (58,417)	14
11/27	L	16	at New Orleans (59,502)	17
12/5	L	2	at Detroit (79,169)	13
12/11	L	13	Chicago (57,880)	19
12/17	W	20	Cincinnati (51,565)	14
			316	348

1984

Head Coach: Les Steckel

Preseason (1-3)

8/4	W	37	Atlanta (51,693)	6
8/11	L	7	Miami (54,003)	29
8/18	L	10	Philadelphia (51,743)	31
8/24	L	0	at St. Louis Cards (35,864)	31

Regular Season (3-13)

Finish: 5th in NFC Central

9/2	L	13	San Diego (57,276)	42
9/9	L	17	at Philadelphia (55,942)	19
9/16	W	27	Atlanta (53,955)	20
9/23	W	29	at Detroit (57,511)	28
9/30	L	12	Seattle (57,171)	20
10/7	L	31	at Tampa Bay (47,405)	35
10/14	L	20	at L.A. Raiders (49,276)	23
10/21	L	14	Detroit (57,953)	16
10/28	L	7	at Chicago (57,517)	24
11/4	W	27	Tampa Bay (54,949)	24
11/11	L	17	at Green Bay (Milw.) (52,931)	45
11/18	L	21	at Denver (74,716)	42
11/25	L	3	Chicago (56,861)	31
11/29	L	17	Washington (55,017)	34
12/8	L	7	at San Francisco (61,384)	51
12/16	L	14	Green Bay (51,197)	38
			276	484

1985

Head Coach: Bud Grant

Preseason (3-1)

8/10	W	16	at Miami (41,129)	13
8/17	W	41	Pittsburgh (56,887)	34
8/24	L	10	Seattle (56,562)	27
8/30	W	13	at Denver (69,373)	9

Regular Season (7-9)

Finish: 3rd in NFC Central

9/8	W	28	San Francisco (57,375)	21
9/15	W	31	at Tampa Bay (46,188)	16
9/19	L	24	Chicago (61,242)	33
9/29	W	27	at Buffalo (45,667)	20
10/6	L	10	at L.A. Rams (61,139)	13
10/13	L	17	at Green Bay (Mil.) (54,674)	20
10/20	W	31	San Diego (61,870)	17
10/27	L	9	at Chicago (63,815)	27
11/3	W	16	Detroit (58,012)	13
11/10	L	17	Green Bay (59,970)	27
11/17	L	21	at Detroit (64,647)	41
11/24	L	23	New Orleans (54,117)	30
12/1	W	28	at Philadelphia (54,688)	23
12/8	W	26	Tampa Bay (51,593)	7
12/15	L	13	at Atlanta (14,167)	14
12/22	L	35	Philadelphia (49,722)	37
			346	359

1986

Head Coach: Jerry Burns

Preseason (3-1)

8/9	W	30	Miami (52,865)	16
8/16	W	29	Denver (53,193)	27
8/22	L	17	at Seattle (57,730)	27
8/30	W	23	at Indianapolis (57,969)	20

Regular Season (9-7)

Finish: 2nd in NFC Central

9/7	L	10	Detroit (54,851)	13
9/14	W	23	at Tampa Bay (34,579)	10
9/21	W	31	Pittsburgh (56,795)	7
9/28	W	42	Green Bay (60,478)	7
10/5	L	0	at Chicago (63,921)	23
10/12	W	27	at San Francisco (58,637) (OT)	24
10/19	W	23	Chicago (62,851)	7
10/26	L	20	Cleveland (59,133)	23
11/2	L	36	at Washington (51,928) (OT)	44
11/9	W	24	at Detroit (53,725)	10
11/16	L	20	N.Y. Giants (62,003)	22
11/23	L	20	at Cincinnati (53,003)	24
11/30	W	45	Tampa Bay (56,235)	13
12/7	W	32	at Green Bay (47,637)	6
12/14	L	10	at Houston (32,738)	23
12/21	W	33	New Orleans (51,209)	17
			398	273

1987

Head Coach: Jerry Burns

Preseason (2-2)

8/15	L	17	at New Orleans (52,884)	23
8/22	W	37	Indianapolis (49,304)	13
8/29	L	27	New England (49,339)	38
9/3	W	27	at Denver (74,081)	17

Regular Season (8-7)

Finish: 2nd in NFC Central

9/13	W	34	Detroit (57,061)	19
9/20	W	21	at L.A. Rams (63,367)	16
10/4	L	16	Green Bay (13,911)	23
10/11	L	7	at Chicago (32,113)	27
10/18	L	10	at Tampa Bay (20,850)	20
10/26	W	34	at Philadelphia (66,236)	27
11/1	L	17	Denver (51,011)	27
11/8	W	31	L.A. Raiders (57,150)	20
11/15	W	23	Tampa Bay (48,605)	17
11/22	W	24	Atlanta (53,866)	13
11/26	W	44	at Dallas (54,229) (OT)	38
12/6	L	24	Chicago (62,331)	30
12/13	L	10	at Green Bay (Milw.) (47,059)	16
12/20	W	17	at Detroit (27,693)	14
12/26	L	24	Washington (59,160) (OT)	27
			336	335

NFC First-Round Playoffs (Superdome, New Orleans, LA)

1/3/88	W	44	New Orleans (68,127)	10
--------	---	----	----------------------	----

NFC Divisional Playoffs (Candlestick Park, San Francisco, CA)

1/9/88	W	36	San Francisco (62,547)	24
--------	---	----	------------------------	----

NFC Championship Game (RFK Stadium, Washington, DC)

1/17/88	L	10	Washington (55,212)	17
---------	---	----	---------------------	----

1988

Head Coach: Jerry Burns

Preseason (3-1)

8/7	L	20	New Orleans (47,624)	23
8/14	W	28	Chicago at Goteburg, Sweden (33,115)	21
8/21	W	19	at Phoenix Cards (45,429) (OT)	16

Regular Season (11-5)

8/26	W	24	Miami (51,463)	17
9/4	L	10	at Buffalo (76,783)	13
9/11	W	36	New England (55,545)	6
9/18	W	31	at Chicago (63,990)	7
9/25	W	23	Philadelphia (56,012)	21
10/2	L	7	at Miami (59,667)	24
10/9	W	14	Tampa Bay (55,374)	13
10/16	L	14	Green Bay (59,053)	34
10/23	W	49	at Tampa Bay (48,020)	20
10/30	L	21	at San Francisco (60,738)	24
11/6	W	44	Detroit (55,573)	17
11/13	W	43	at Dallas (57,830)	3
11/20	W	12	Indianapolis Colts (58,342)	3
11/24	W	23	at Detroit (46,379)	0
12/4	W	45	New Orleans (61,215)	3
12/11	L	6	at Green Bay (48,892)	18
12/19	W	28	Chicago (62,067)	27
			406	233

NFC First-Round Playoffs (Metrodome, Minneapolis, MN)

12/26	W	28	L.A. Rams (57,666)	17
-------	---	----	--------------------	----

NFC Divisional Playoffs (Candlestick Park, San Francisco, CA)

1/1/89	L	9	San Francisco (61,848)	34
--------	---	---	------------------------	----

1989

Head Coach: Jerry Burns

Preseason (3-1)

8/12	W	23	Kansas City at Memphis (63,528)	13
8/21	W	24	Washington (50,213)	13
8/28	L	14	at L.A. Rams (45,087)	24
9/1	W	17	Cincinnati (49,867)	10

Regular Season (10-6)

9/10	W	38	Houston (54,015)	7
9/17	L	7	at Chicago (66,475)	38
9/24	L	14	at Pittsburgh (50,744)	27
10/1	W	17	Tampa Bay (54,817)	9
10/8	W	24	Detroit (65,380)	13
10/15	W	26	Green Bay (62,075)	14
10/22	W	20	at Detroit (51,579)	7
10/30	L	14	at N.Y. Giants (76,041)	24

11/5	W	23	L.A. Rams (59,600) (OT)	21
11/12	W	24	at Tampa Bay (56,271)	10
11/19	L	9	at Philadelphia (65,944)	10
11/26	L	19	at Green Bay (Milw.) (55,592)	20
12/3	W	27	Chicago (60,664)	16
12/10	W	43	Atlanta (58,116)	17
12/17	L	17	at Cleveland (70,777) (OT)	23
12/25	W	29	Cincinnati (58,829)	21
			351	275

NFC Divisional Playoffs (Candlestick Park, San Francisco, CA)

1/6/90	L	13	San Francisco (64,585)	41
--------	---	----	------------------------	----

1990

Head Coach: Jerry Burns

Preseason (3-1)

8/11	L	10	New Orleans (48,154)	13
8/18	W	23	at Cleveland (60,989)	20
8/26	W	22	Houston (46,191)	21
9/31	W	20	at Miami (44,689)	17

Regular Season (6-10)

9/9	L	21	at Kansas City (68,363)	24
9/16	W	32	New Orleans (56,272)	3
9/23	L	16	at Chicago (65,420)	19
9/30	L	20	Tampa Bay (54,462) (OT)	23
10/7	L	27	Detroit (57,586)	34
10/15	L	24	at Philadelphia (66,296)	32
10/28	L	10	at Green Bay (Milw.) (55,125)	24
11/4	W	27	Denver (57,331)	22
11/11	W	17	at Detroit (68,264)	7
11/18	W	24	at Seattle (59,735)	21
11/25	W	41	Chicago (58,866)	13
12/2	W	23	Green Bay (62,058)	7
12/9	L	15	at N.Y. Giants (76,121)	23
12/16	L	13	at Tampa Bay (47,272)	26
12/22	L	24	L.A. Raiders (53,899)	28
12/30	L	17	San Francisco (51,590)	20
			351	326

1991

Head Coach: Jerry Burns

Preseason (2-2)

8/3	L	21	at New Orleans (58,953)	24
8/10	W	34	Pittsburgh (44,959)	24
8/17	L	24	at Cincinnati (56,358) (OT)	27
8/23	W	31	Cleveland (45,925)	7

Regular Season (8-8)

9/1	L	6	at Chicago (64,112)	10
9/8	W	20	at Atlanta (50,936)	19
9/15	W	17	San Francisco (59,148)	14
9/22	L	0	at New Orleans (68,591)	26
9/29	L	6	Denver (55,031)	13
10/6	L	20	at Detroit (63,423)	24
10/13	W	34	Phoenix Cards (51,209)	7
10/20	L	23	at New England (45,367) (OT)	26
10/27	W	28	at Phoenix Cards (45,447)	0
11/3	W	28	Tampa Bay (35,373)	3
11/11	L	17	Chicago (59,001)	31
11/17	W	35	at Green Bay (57,614)	24
11/24	L	14	Detroit (51,644)	34
12/6	W	26	at Tampa Bay (41,091)	24
12/15	W	20	L.A. Rams (61,518)	14
12/21	L	7	Green Bay (52,860)	27
			301	306

1992

Head Coach: Dennis Green

Preseason (4-0)

8/8	W	24	Buffalo (36,603)	3
8/15	W	30	Kansas City (38,132)	0
8/24	W	66	at Cleveland (55,775)	3
8/29	W	30	at Washington (55,855)	0

Regular Season (11-5)

9/6	W	23	at Green Bay (58,617) (OT)	20
9/13	L	17	at Detroit (57,519)	31
9/20	W	26	Tampa Bay (48,113)	20
9/27	W	42	at Cincinnati (53,847)	7
10/4	W	21	Chicago (60,932)	20
10/15	W	31	Detroit (52,816)	14
10/25	L	13	Washington (39,098)	15
11/2	W	38	at Chicago (61,257)	10
11/8	W	35	at Tampa Bay (49,095)	7
11/15	L	13	Houston (56,726)	17
11/22	W	17	Cleveland (53,323)	13

12/20	W 6	at Pittsburgh (53,613)	3
12/27	W 27	Green Bay (61,461)	7
			374
NFC First-Round Playoffs			
(Metrodome, Minneapolis, MN)			
1/2/93	L 7	Washington (57,353)	24

1993

Head Coach: Dennis Green

Preseason (4-1)			
8/1	W 13	at Dallas (60,110)	7
8/7	W 20	Buffalo at Berlin, Germany (67,132)	6

8/14	W 23	Seattle (42,240)	10
8/21	L 20	at Kansas City (73,080)	27
8/26	W 30	Pittsburgh (41,512)	13

Regular Season (9-7)

Finish: 2nd in NFC Central			
9/5	L 7	at L.A. Raiders (44,120)	24
9/12	W 10	Chicago (57,921)	7
9/25	W 15	Green Bay (61,746)	13
10/3	L 19	at San Francisco (63,071)	36
10/10	W 15	Tampa Bay (54,215)	0
10/25	W 19	at Chicago (64,877)	12
10/31	L 27	Detroit (53,428)	30
11/7	L 17	San Diego (55,527)	30
11/14	W 26	at Denver (67,329)	23
11/21	L 10	at Tampa Bay (40,846)	23
11/28	L 14	New Orleans (53,030)	17
12/5	W 13	at Detroit (63,216)	0
12/12	L 20	Dallas (63,321)	37
12/19	W 21	at Green Bay (Milw.) (54,773)	17

12/26	W 30	Kansas City (59,236)	10
12/31	W 14	at Washington (42,836)	9
			277
			290

NFC First-Round Playoffs

(Giants Stadium, East Rutherford, NJ)			
1/9/94	L 10	N.Y. Giants (75,089)	17

1994

Head Coach: Dennis Green

Preseason (3-2)			
7/31	L 9	at Dallas (59,062)	17
8/7	W 17	Kansas City at Tokyo, Japan (49,555)	9

8/13	W 21	New Orleans (46,067)	17
8/20	L 19	at Seattle (45,497)	30
8/26	W 31	Miami (46,933)	16

Regular Season (10-6)

Finish: NFC Central Champions			
9/4	L 10	at Tampa Bay (59,487)	16
9/11	W 10	Detroit (57,349)	3
9/18	W 42	at Chicago (61,073)	14
9/25	W 38	Miami (64,035)	35
10/2	L 7	at Arizona Cards (67,950)	17
10/10	W 27	at N.Y. Giants (77,294)	10
10/20	W 13	Green Bay (63,041) (OT)	10
10/30	W 36	at Tampa Bay (42,110)	13
11/6	W 21	New Orleans (57,564)	20
11/13	L 20	at New England (58,382) (OT)	26
11/20	L 21	N.Y. Jets (60,687)	31
11/27	L 17	Tampa Bay (47,259) (OT)	20
12/1	W 33	Chicago (61,483) (OT)	27
12/11	W 21	at Buffalo (66,501)	17
12/17	L 19	at Detroit (73,881)	41
12/26	W 21	San Francisco (63,326)	14
			356
			314

NFC First-Round Playoffs

(Metrodome, Minneapolis, MN)			
1/1/95	L 18	Chicago (60,347)	35

1995

Head Coach: Dennis Green

Preseason (2-2)			
8/7	W 23	at San Diego (47,934)	19
8/12	L 14	at New England (56,241)	21
8/18	W 20	Oakland (45,306)	17
8/26	L 13	Kansas City (39,349)	17

Regular Season (8-8)

Finish: 4th in NFC Central			
9/3	L 14	at Chicago (63,036)	31
9/10	W 20	Detroit (52,234)	10
9/17	L 17	Dallas (60,088) (OT)	23
9/24	W 44	at Pittsburgh (57,853)	24
10/8	W 23	Houston (56,430) (OT)	17
10/15	L 17	at Tampa Bay (55,703) (OT)	20
10/22	L 21	at Green Bay (60,332)	38
10/30	L 6	Chicago (61,238)	14

11/5	W 27	Green Bay (62,839)	24
11/12	W 30	at Arizona Cards (51,342) (OT)	24
11/19	W 43	New Orleans (58,108)	24
11/23	L 38	at Detroit (74,559)	44
12/3	W 31	Tampa Bay (52,879)	17
12/9	W 27	Cleveland (47,964)	11
12/15	L 30	at San Francisco (64,975)	37
12/24	L 24	at Cincinnati (34,568)	27
			412
			385

1996

Head Coach: Dennis Green

Preseason (1-3)			
8/3	W 23	San Diego (34,367) (OT)	20
8/6	L 12	Buffalo (36,297)	35
8/19	L 17	at Miami (55,598)	24
8/23	L 13	at New Orleans (35,728)	16

Regular Season (9-7)

Finish: Second in NFC Central			
9/1	W 17	Detroit (52,972)	13
9/8	W 23	at Atlanta (42,688)	17
9/15	W 20	at Chicago (61,301)	14
9/22	W 30	Green Bay (54,168)	21
9/29	L 10	at N.Y. Giants (70,970)	15
10/6	W 14	Carolina (60,894)	12
10/13	L 13	at Tampa Bay (32,175)	24
10/28	L 13	Chicago (60,774)	15
11/3	L 6	Kansas City (59,552)	21
11/10	L 23	at Seattle (50,794)	42
11/17	W 16	at Oakland (41,183) (OT)	13
11/24	L 17	Denver (59,142)	21
12/1	W 41	Arizona (45,767)	17
12/8	W 24	at Detroit (46,043)	22
12/15	W 21	Tampa Bay (49,302)	10
12/22	L 10	at Green Bay (59,308)	38
			298
			315

NFC First-Round Playoffs

(Texas Stadium, Irving, TX)			
12/28	L 15	Dallas (64,682)	40

1997

Head Coach: Dennis Green

Preseason (3-2)			
7/26	W 28	Seattle at Canton (23,846)	26
8/2	W 26	St. Louis Rams (36,971)	6
8/8	L 3	at Buffalo (32,559)	19
8/16	L 13	at Cincinnati (44,316)	37
8/22	W 28	San Diego (44,300)	22

Regular Season (9-7)

Finish: 4th in NFC Central			
8/31	W 34	at Buffalo (79,139)	13
9/7	W 27	at Chicago (59,265)	24
9/14	L 14	Tampa Bay (63,697)	28
9/21	L 32	at Green Bay (60,115)	38
9/28	W 28	Philadelphia (55,149)	19
10/5	W 20	at Arizona (45,550)	19
10/12	W 21	Carolina (62,625)	14
10/26	W 10	at Tampa Bay (66,815)	6
11/2	W 23	New England (62,917)	18
11/9	W 29	Chicago (63,443)	22
11/16	L 15	at Detroit (68,910)	38
11/23	L 21	at N.Y. Jets (77,716)	23
12/1	L 11	Green Bay (64,001)	27
12/7	L 17	at San Francisco (55,761)	28
12/14	L 13	Detroit (60,982)	14
12/21	W 39	Indianapolis (54,107)	28
			354
			359

NFC First-Round Playoffs

(Giants Stadium, East Rutherford, NJ)			
12/27	W 23	N.Y. Giants (77,710)	22

NFC Divisional Playoffs

(3COM Park, San Francisco, CA)			
1/3/98	L 22	San Francisco (65,018)	38

1998

Head Coach: Dennis Green

Preseason (4-0)			
8/9	W 28	at New England (54,111)	0
8/15	W 34	Kansas City (60,995)	0
8/22	W 25	at Carolina (64,589) (OT)	22
8/28	W 42	San Diego (62,127)	28

Regular Season (15-1)

Finish: NFC Central Champions			
9/6	W 31	Tampa Bay (62,538)	7
9/13	W 38	at St. Louis Rams (56,234)	31
9/20	W 29	Detroit (63,107)	6
9/27	W 31	at Chicago (57,783)	28
10/5	W 37	at Green Bay (59,849)	24
10/18	W 41	Washington (64,004)	7

10/25	W 34	at Detroit (77,885)	13
11/1	L 24	at Tampa Bay (64,979)	27
11/8	W 31	New Orleans (63,779)	24
11/15	W 24	Cincinnati (64,232)	3
11/22	W 28	Green Bay (64,471)	14
11/26	W 46	at Dallas (64,366)	36
12/6	W 48	Chicago (64,247)	22
12/13	W 38	at Baltimore Ravens (69,074)	28
12/20	W 50	Jacksonville (64,363)	10
12/26	W 26	at Tennessee (41,121)	16
			556
			296

NFC Divisional Playoffs

(Metrodome, Minneapolis, MN)			
1/10/99	W 41	Arizona (63,760)	21

NFC Championship Game

(Metrodome, Minneapolis, MN)			
1/17/99	L 27	Atlanta (64,060) (OT)	30

1999

Head Coach: Dennis Green

Preseason (2-2)			
8/13	L 21	N.Y. Giants (63,434)	36
8/21	W 24	at Cleveland (71,398)	17
8/26	W 17	Philadelphia (63,367)	13
9/3	L 17	at N.Y. Jets (76,782)	38

Regular Season (10-6)

Finish: 2nd in NFC Central			
9/12	W 17	at Atlanta (69,555)	14
9/19	L 17	Oakland (64,080)	22
9/26	L 20	at Green Bay (59,868)	23
10/3	W 21	Tampa Bay (64,106)	14
10/10	L 22	Chicago (64,107)	24
10/17	L 23	at Detroit (76,516)	25
10/24	W 40	San Francisco (64,109)	16
10/31	W 23	at Denver (75,021)	20
11/8	W 27	Dallas (64,111)	17
11/14	W 27	at Chicago (66,944) (OT)	24
11/28	W 35	San Diego (64,232)	27
12/6	L 17	at Tampa Bay (65,741)	24
12/12	L 28	at Kansas City (78,932)	31
12/20	W 24	Green Bay (64,203)	20
12/26	W 34	at N.Y. Giants (78,095)	17
1/2/00	W 24	Detroit (64,103)	17
			399
			335

NFC First-Round Playoffs

(Metrodome, Minneapolis, MN)			
1/9/00	W 27	Dallas (64,056)	10

NFC Divisional Playoffs

(TWA Dome, St. Louis, MO)			
1/16/00	L 37	St. Louis Rams (66,194)	49

2000

Head Coach: Dennis Green

Preseason (1-3)			
8/5	L 24	New Orleans (63,445)	25
8/12	L 7	at San Diego (43,805)	31
8/18	W 35	Arizona Cards (63,563)	17
8/24	L 30	at Indianapolis (51,337)	32

Regular Season (11-5)

Finish: NFC Central Champions			
9/3	W 30	Chicago (64,104)	27
9/10	W 13	Miami (64,112)	7
9/17	W 21	at New England (60,292)	13
10/1	W 31	at Detroit (76,438)	24
10/9	W 30	Tampa Bay (64,182)	23
10/15	W 28	at Chicago (66,944)	16
10/22	W 31	Buffalo (64,116)	27
10/29	L 13	at Tampa Bay (65,589)	41
11/6	L 20	at Green Bay (59,854) (OT)	26
11/12	W 31	Arizona (64,223)	14
11/19	W 31	Carolina (64,208)	17
11/23	W 27	at Dallas (63,878)	15
11/30	W 84	Detroit (64,214)	17
12/10	L 29	at St. Louis Rams (66,273)	40
12/17	L 28	Green Bay (64,183)	33
12/24	L 10	at Indianapolis Colts (56,672)	31
			397
			371

NFC Divisional Playoffs

(Metrodome, Minneapolis, MN)			
1/6/01	W 34	New Orleans (63,891)	16

NFC Championship

(Giants Stadium, East Rutherford, NJ)			
1/14/01	L 0	N.Y. Giants (79,310)	41

2001

Head Coach: Dennis Green (first 15 games), Mike Tice (final game)

Preseason (4-0)

8/11	W 28	New Orleans (46,752)	21
		at San Antonio, TX	
8/16	W 24	Pittsburgh (63,790)	10
8/24	W 28	Indianapolis (63,804)	21
8/31	W 20	at Miami (60,135)	7

Regular Season (5-11)

Finish: 4th in NFC Central

9/9	L 13	Carolina (64,108)	24
9/23	L 10	at Chicago (66,944)	17
9/30	W 20	Tampa Bay (64,105)	16
10/7	L 15	at New Orleans (70,020)	28
10/14	W 31	Detroit (64,048)	26
10/21	W 35	Green Bay (64,165)	13
10/28	L 14	at Tampa Bay (65,558)	41
11/11	L 17	at Philadelphia (65,638)	48
11/19	W 26	N.Y. Giants (64,283)	16
11/25	L 6	Chicago (64,214)	13
12/2	L 16	at Pittsburgh (62,661)	21
12/9	W 42	Tennessee (64,271)	24
12/16	L 24	at Detroit (72,190)	37
12/23	L 3	Jacksonville (64,150)	23
12/30	L 13	at Green Bay (59,870)	24
1/7/02	L 3	at Baltimore (69,465)	19
		290	390

2002

Head Coach: Mike Tice

Preseason (2-2)

8/10	L 15	Cleveland (63,532)	27
8/16	W 24	at Buffalo (46,027)	21
8/23	W 14	Tennessee (63,845)	10
8/29	L 14	at Pittsburgh (57,062)	17

Regular Season (6-10)

Finish: 2nd in NFC North

9/8	L 23	at Chicago (63,226)	27
		(Champaign, IL)	
9/15	L 39	Buffalo (64,047) (OT)	45
9/22	L 14	Carolina (63,945)	21
9/29	L 23	at Seattle (65,212)	48
10/13	W 31	Detroit (64,013)	7
10/20	L 7	at N.Y. Jets (78,516)	20
10/27	W 25	Chicago (64,122)	7
11/3	L 24	at Tampa Bay (65,667)	38
11/10	L 20	N.Y. Giants (64,005)	27
11/17	W 31	Green Bay (64,153)	21
11/24	L 17	at New England (68,436)	24
12/1	L 24	Atlanta (63,947) (OT)	30
12/8	L 22	at Green Bay (64,070)	26
12/15	W 32	at New Orleans (67,851)	31
12/21	W 20	Miami (64,285)	17
12/29	W 38	at Detroit (60,233)	36
		390	442

2003

Head Coach: Mike Tice

Preseason (1-3)

8/9	L 14	Jacksonville (63,370)	16
8/16	L 16	at Kansas City (75,634)	26
8/22	W 21	at Oakland (37,411)	6
8/28	L 27	Arizona (63,473)	31

Regular Season (9-7)

Finish: 2nd in NFC North

9/7	W 30	at Green Bay (70,505)	25
-----	------	-----------------------	----

9/14	W 24	Chicago (64,144)	13
9/21	W 23	at Detroit (60,865)	13
9/28	W 35	San Francisco (64,111)	7
10/5	W 39	at Atlanta (70,427)	26
10/19	W 28	Denver (64,381)	20
10/26	L 17	N.Y. Giants (64,114)	29
11/2	L 27	Green Bay (64,482)	30
11/9	L 28	at San Diego (64,738)	42
11/16	L 18	at Oakland (56,653)	28
11/23	W 24	Detroit (63,946)	14
11/30	L 17	at St. Louis (66,134)	48
12/7	W 34	Seattle (63,968)	7
12/14	L 10	at Chicago (61,804)	13
12/20	W 45	Kansas City (64,291)	20
12/28	L 17	at Arizona (52,734)	18
		416	353

2004

Head Coach: Mike Tice

Preseason (2-2)

8/14	W 23	Arizona (63,658)	6
8/16	L 24	at Atlanta (70,623)	27
8/22	W 23	San Francisco (63,960)	10
8/28	L 21	at Seattle (50,196)	23

Regular Season (8-8)

Finish: 2nd in NFC North

9/12	W 35	Dallas (64,105)	17
9/20	L 16	at Philadelphia (67,676)	27
9/26	W 27	Chicago (64,163)	22
10/10	W 34	at Houston (70,718) (OT)	28
10/17	W 38	at New Orleans (64,900)	31
10/24	W 20	Tennessee (64,108)	3
10/31	L 13	N.Y. Giants (64,012)	34
11/8	L 28	at Indianapolis (57,307)	31
11/14	L 31	at Green Bay (70,671)	34
11/21	W 22	Detroit (64,156)	19
11/28	W 27	Jacksonville (64,004)	16
12/5	L 14	at Chicago (62,051)	24
12/12	L 23	Seattle (64,110)	27
12/19	W 28	at Detroit (62,337)	27
12/24	L 31	Green Bay (64,311)	34
1/2/05	L 18	at Washington (76,876)	21
		405	395

NFC First-Round Playoffs

(Lambeau Field, Green Bay, WI)
1/9/05 W 31 at Green Bay (71,705) 17

NFC Divisional Playoffs

(Lincoln Financial Field, Philadelphia, PA)
1/16/05 L 14 at Philadelphia (67,722) 27

2005

Head Coach: Mike Tice

Preseason (3-1)

8/14	W 27	Kansas City (63,621)	16
8/16	L 21	at N.Y. Jets (76,441)	28
8/22	W 19	San Diego (64,172)	16
8/28	W 23	at Seattle (63,746)	21

Regular Season (9-7)

Finish: 2nd in NFC North

9/11	L 13	Tampa Bay (63,939)	24
9/18	L 8	at Cincinnati (65,763)	37
9/25	W 33	New Orleans (63,952)	16
10/2	L 10	at Atlanta (69,562)	30
10/16	L 3	at Chicago (62,143)	28
10/23	W 23	Green Bay (64,278)	20
10/30	L 13	at Carolina (73,502)	38

11/6	W 27	Detroit (63,813)	14
11/13	W 24	at N.Y. Giants (78,637)	21
11/21	W 20	at Green Bay (70,610)	17
11/27	W 24	Cleveland (63,614)	12
12/4	W 21	at Detroit (61,375)	16
12/11	W 27	St. Louis (64,005)	13
12/18	L 3	Pittsburgh (64,136)	18
12/25	L 23	at Baltimore (70,246)	30
1/1/06	W 34	Chicago (64,023)	10
		306	344

2006

Head Coach: Brad Childress

Preseason (2-1-1)

8/14	L 13	Oakland (63,278)	16
8/19	W 17	at Pittsburgh (57,813)	10
8/25	W 30	Baltimore (63,257)	7
8/31	T 10	at Dallas (60,299)	10

Regular Season (6-10)

Finish: 3rd in NFC North

9/11	W 19	at Washington (90,608)	16
9/17	W 16	Carolina (63,623) (OT)	13
9/24	L 16	Chicago (63,754)	19
10/1	L 12	at Buffalo (71,972)	17
10/8	W 26	Detroit (63,906)	13
10/22	W 31	Seattle (63,116)	13
10/30	L 7	New England (63,819)	31
11/5	L 3	at San Francisco (68,088)	9
11/12	L 17	Green Bay (63,924)	23
11/19	L 20	at Miami (73,074)	24
11/26	W 31	Arizona (63,483)	26
12/3	L 13	at Chicago (62,221)	23
12/10	W 30	at Detroit (60,861)	20
12/17	L 13	N.Y. Jets (63,677)	26
12/20	L 7	at Green Bay (70,964)	9
12/31	L 21	St. Louis (63,557)	41
		282	327

2007

Head Coach: Brad Childress

Preseason (2-2)

8/10	L 10	St. Louis (62,666)	13
8/17	W 37	at N.Y. Jets (75,851)	20
8/25	L 13	at Seattle (68,723)	30
8/30	W 23	Dallas (62,938)	14

Regular Season (8-8)

Finish: 2nd in NFC North

9/9	W 24	Atlanta (62,815)	3
9/16	L 17	at Detroit (61,771) (OT)	20
9/23	L 10	at Kansas City (78,038)	13
9/30	L 16	Green Bay (63,779)	23
10/14	W 34	at Chicago (62,174)	31
10/21	L 14	at Dallas (63,412)	24
10/28	L 16	Philadelphia (63,019)	23
11/4	W 35	San Diego (63,043)	17
11/11	L 0	at Green Bay (70,945)	34
11/18	W 29	Oakland (62,960)	22
11/25	W 41	at N.Y. Giants (78,591)	17
12/2	W 42	Detroit (62,966)	10
12/9	W 27	at San Francisco (68,050)	7
12/17	W 20	Chicago (63,800)	13
12/23	L 21	Washington (65,634)	32
12/30	L 19	at Denver (76,084) (OT)	22
		365	311

MINNESOTA VIKINGS FUTURE SCHEDULE ROTATIONS

2009

HOME

Chicago Divisional
Detroit with NFC North
Green Bay

San Francisco Intraconference
Seattle by Division

Baltimore Interconference
Cincinnati by Division

NFC East Intraconference
by Position

AWAY

Chicago
Detroit
Green Bay

Arizona
St. Louis

Cleveland
Pittsburgh

NFC South



VIKINGS ALL-TIME RECORD

	Won	Lost	Tied	Pct.	Games		Won	Lost	Tied	Pct.	Games
Pre-Season (1961-2007)	129	83	3	.607	215	NFC Regular and Post-Season	333	267	9	.554	609
Regular Season (1961-2007)	385	316	9	.549	710	AFC Regular and Post-Season	70	73	0	.490	143
Post-Season (1961-2007)	18	24	0	.429	42	All Regular and Post-Season	403	340	9	.542	752
All Games (1961-2007)	532	423	12	.558	957						
NFC Regular Season	315	247	9	.560	571						
AFC Regular Season	70	69	0	.504	139						

VIKINGS VS. NFC CENTRAL

SERIES VS. NFC NORTH

1970-2001

Tampa Bay was not in NFC Central in 1976 and moved to NFC South for the 2002 season

Playoff Appearances	Division Titles	Team	Total Games	All-Time Series	Titles
22- Minnesota Vikings	16- Minnesota Vikings	Chicago Bears	.94	.50-42-2	2
11- Chicago Bears	7- Chicago Bears	Detroit Lions	.93	.61-30-2	0
10- Green Bay Packers	5- Green Bay Packers	Green Bay Packers	.94	.45-48-1	4
7- Detroit Lions	5- Detroit Lions	Minnesota Vikings			0
6- Tampa Bay Buccaneers	3- Tampa Bay Buccaneers				

VIKINGS ALL-TIME RECORDS BY MONTH (REGULAR & POST SEASON)

	Total Games	August W-L-T	September W-L-T	October W-L-T	November W-L-T	December W-L-T	January W-L-T	Totals
Arizona	20	0-0-0	0-0-0	4-6-0	4-2-0	2-1-0	1-0-0	11-9-0
Atlanta	25	0-0-0	7-0-0	2-2-0	3-2-0	3-4-0	1-1-0	16-9-0
Baltimore	3	0-0-0	0-0-0	0-0-0	0-0-0	1-1-0	0-1-0	1-2-0
Buffalo	11	1-0-0	1-3-0	2-1-0	0-0-0	3-0-0	0-0-0	7-4-0
Carolina	7	0-0-0	1-2-0	2-1-0	1-0-0	0-0-0	0-0-0	4-3-0
Chicago	94	0-0-0	14-13-0	16-15-0	9-5-0	10-8-2	1-1-0	50-42-2
Cincinnati	10	0-0-0	1-1-0	0-1-0	2-1-0	2-2-0	0-0-0	5-5-0
Cleveland	13	0-0-0	2-0-0	1-1-0	4-1-0	2-1-0	1-0-0	10-3-0
Dallas	26	0-0-0	1-4-0	3-5-0	5-0-0	1-4-0	2-1-0	12-14-0
Denver	12	0-0-0	1-1-0	4-0-0	2-3-0	0-1-0	0-0-0	7-5-0
Detroit	93	0-0-0	14-5-0	13-8-0	20-7-2	13-10-0	1-0-0	61-30-2
Green Bay	94	0-0-0	10-5-0	13-11-0	13-18-1	8-14-0	1-0-0	45-48-1
Houston	1	0-0-0	0-0-0	1-0-0	0-0-0	0-0-0	0-0-0	1-0-0
Indianapolis	22	0-0-0	2-3-0	1-2-1	2-5-0	2-4-0	0-0-0	7-14-1
Jacksonville	3	0-0-0	0-0-0	0-0-0	1-0-0	1-1-0	0-0-0	2-1-0
Kansas City	10	0-0-0	1-2-0	0-0-0	0-1-0	3-2-0	0-1-0	4-6-0
Miami	10	0-0-0	2-1-0	0-2-0	0-1-0	2-1-0	0-1-0	4-6-0
New England	10	0-0-0	2-0-0	0-3-0	1-2-0	1-1-0	0-0-0	4-6-0
New Orleans	26	0-0-0	4-2-0	1-2-0	8-3-0	4-0-0	2-0-0	19-7-0
New York Giants	22	0-0-0	0-2-0	4-3-0	3-3-0	4-1-0	0-2-0	11-11-0
New York Jets	8	0-0-0	0-0-0	1-2-0	0-3-0	0-2-0	0-0-0	1-7-0
Oakland	13	0-0-0	1-3-0	0-1-0	3-1-0	0-3-0	0-1-0	4-9-0
Philadelphia	22	0-0-0	2-3-0	5-2-0	0-2-0	4-2-0	0-2-0	11-11-0
Pittsburgh	15	0-0-0	2-1-0	2-1-0	3-2-0	1-2-0	0-1-0	8-7-0
San Diego	10	0-0-0	0-1-0	2-0-0	3-3-0	0-1-0	0-0-0	5-5-0
San Francisco	43	0-0-0	6-3-1	6-3-0	2-5-0	5-8-0	1-3-0	20-22-1
St. Louis	40	0-0-0	2-2-1	5-4-0	6-4-1	9-5-0	0-1-0	22-16-2
Seattle	10	0-0-0	0-2-0	1-1-0	2-2-0	1-1-0	0-0-0	4-6-0
Tampa Bay	50	0-0-0	8-5-0	9-7-0	9-5-0	5-2-0	0-0-0	31-19-0
Tennessee	10	0-0-0	1-0-0	4-0-0	0-1-0	2-2-0	0-0-0	7-3-0
Washington	19	0-0-0	1-1-0	1-1-0	3-3-0	3-2-0	0-4-0	8-11-0
Totals	752	1-0-0	86-65-2	103-85-1	110-84-4	92-86-2	11-20-0	403-340-9

VIKINGS PRIME TIME/THANKSGIVING RECORD

MONDAY NIGHT RECORD

Won 24, Lost 23

(H: 14-7, A: 10-16)

10/26/70	W	13	L.A. Rams	3
9/20/71	W	16	at Detroit	13
10/25/71	W	10	Baltimore	3
9/24/72	L	21	Washington	24
10/23/72	L	10	at Chicago	13
11/19/73	L	14	at Atlanta	20
11/11/74	W	28	at St. Louis	24
10/27/75	W	13	at Chicago	9
10/4/76	W	17	Pittsburgh	6
11/29/76	L	16	at San Francisco	20
10/24/77	L	3	at L.A. Rams	35
9/11/78	W	12	Denver (OT)	9
9/25/78	W	24	at Chicago	20
10/15/79	L	7	at N.Y. Jets	14
9/14/81	L	10	Oakland	36
11/2/81	L	17	at Denver	19
11/23/81	L	30	at Atlanta	31
1/3/83	W	31	Dallas	27
12/5/83	L	2	at Detroit	13
10/26/87	W	34	Denver	27
12/19/88	W	28	Chicago	27
10/30/89	W	14	at N.Y. Giants	24
12/25/89	W	29	Cincinnati	21
10/15/90	L	24	at Philadelphia	32
11/11/91	L	17	Chicago	34
11/2/92	W	38	at Chicago	10
10/25/93	W	19	at Chicago	12
10/10/94	W	27	at N.Y. Giants	10
12/26/94	W	21	San Francisco	14
10/30/95	L	6	Chicago	14
12/18/95	L	30	at San Francisco	37
10/28/96	L	13	Chicago	15
12/1/97	L	11	Green Bay	27
10/5/98	W	37	at Green Bay	24
11/8/99	W	27	Dallas	17
12/6/99	L	27	Tampa Bay	24

12/20/99	W	24	Green Bay	20
10/9/00	W	30	Tampa Bay	23
11/6/00	L	20	at Green Bay (OT)	26
11/19/01	W	28	N.Y. Giants	16
1/7/02	L	3	at Baltimore	19
9/20/04	L	16	at Philadelphia	27
11/8/04	L	28	at Indianapolis	31
11/21/05	W	20	at Green Bay	17
9/11/06	W	16	at Washington	13
10/30/06	L	7	New England	31
12/17/07	W	20	Chicago	13

THURSDAY NIGHT RECORD

Won 5, Lost 5

(H: 4-3, A: 1-2)

10/26/78	W	21	at Dallas	10
9/16/82	L	22	at Buffalo	23
9/8/83	L	17	San Francisco	48
11/29/84	L	17	Washington	31
9/19/85	L	24	Chicago	24
10/15/92	W	31	Detroit	14
10/20/94	W	13	Green Bay (OT)	10
12/1/94	W	33	Chicago (OT)	27
11/30/00	W	24	Detroit	17
12/21/06	L	7	at Green Bay	9

FRIDAY DAY/NIGHT RECORD

Won 1, Lost 2

(H: 0-1, A: 1-1)

9/22/67	L	3	at L.A. Rams	39
12/31/83	W	14	at Washington	9
12/24/04	L	31	Green Bay	34

SATURDAY NIGHT RECORD

Won 3, Lost 0

(H: 1-0, A: 2-0)

10/9/65	W	40	at N.Y. Giants	14
9/14/68	W	47	Atlanta	7
12/17/77	W	30	at Detroit	21

SUNDAY NIGHT RECORD

Won 14, Lost 12

(H: 8-7, A: 6-5)

12/6/87	L	24	Chicago	30
11/13/88	W	43	at Dallas	3
12/3/89	W	27	Chicago	16
11/4/90	W	27	Denver	22
12/2/90	W	23	Green Bay	7
9/29/91	L	6	Denver	13
12/8/91	W	26	at Tampa Bay	24
10/31/93	L	27	Detroit	30
11/21/93	L	10	at Tampa Bay	23
12/26/93	W	30	Kansas City	10
9/17/95	L	17	Dallas (OT)	23
11/17/96	W	16	at Oakland (OT)	13
12/8/96	W	24	at Detroit	22
9/28/97	W	28	Philadelphia	19
12/6/98	W	48	Chicago	22
12/20/98	W	50	Jacksonville	10
12/12/99	L	28	at Kansas City	31
10/15/00	W	28	at Chicago	16
11/25/01	L	6	Chicago	13
9/29/02	L	23	at Seattle	48
12/8/02	L	22	at Green Bay	26
9/14/03	W	24	Chicago	14
11/2/03	L	27	Green Bay	30
10/17/04	W	38	at New Orleans	31
12/25/05	L	23	at Baltimore	30
12/23/07	L	21	Washington	32

THANKSGIVING DAY RECORD

Won 5, Lost 1

(H: 0-0, A: 5-1)

11/27/69	W	27	at Detroit	0
11/26/87	W	44	at Dallas (OT)	38
11/24/88	W	23	at Detroit	0
11/23/95	L	38	at Detroit	44
11/26/98	W	46	at Dallas	36
11/23/00	W	27	at Dallas	15

VIKINGS OVERTIME GAMES

OVERTIME RECORD

Won 17, Lost 17, Tied 2

(H: 8-8-1, A: 9-9-1)

9/19/76	T	10	L.A. Rams	10
9/18/77	L	10	Dallas	16
10/16/77	W	22	Chicago	16
9/11/78	W	12	Denver	9
11/26/78	T	10	at Green Bay	10
9/23/79	W	27	Green Bay	21
12/2/79	L	21	at L.A. Rams	27
9/18/83	W	19	at Tampa Bay	16
10/23/83	W	20	at Green Bay	17
10/12/86	W	27	at San Francisco	24

11/2/86	L	38	at Washington	44
11/26/87	W	44	at Dallas	38
12/26/87	L	24	Washington	27
11/5/89	W	23	L.A. Rams	21
12/17/89	L	17	at Cleveland	23
9/30/90	L	20	Tampa Bay	23
10/20/91	L	23	at New England	26
9/6/92	W	23	at Green Bay	20
10/20/94	W	13	Green Bay	10
11/13/94	L	20	at New England	26
11/27/94	L	17	Tampa Bay	20
12/1/94	W	33	Chicago	27
9/17/95	L	17	Dallas	23
10/8/95	W	23	Houston Oilers	17

10/15/95	L	17	at Tampa Bay	20
11/12/95	W	30	at Arizona	24
11/17/96	W	16	at Oakland	13
1/17/99	L	27	*Atlanta	30
11/14/99	W	27	at Chicago	24
11/6/00	L	20	at Green Bay	26
9/15/02	L	39	Buffalo	45
12/1/02	L	24	Atlanta	30
10/10/04	W	34	at Houston	28
9/17/06	W	16	Carolina	13
9/16/07	L	17	at Detroit	20
12/30/07	L	19	at Denver	22

*NFC Championship game

SERIES STANDINGS

ARIZONA

Won 11, Lost 9, Tied 0

Home 6-4, Away 5-5

1963	(H)	St. Louis 56-14
1967	(H)	St. Louis 34-24
1969	(A)	Minnesota 27-10
1972	(H)	St. Louis 19-17
1974	(A)	Minnesota 28-24
1974*	(H)	Minnesota 30-14
1977	(H)	St. Louis 27-7
1979	(A)	St. Louis 37-7
1981	(A)	St. Louis 30-17
1983	(A)	St. Louis 41-31
1991	(H)	Minnesota 34-7
	(A)	Minnesota 28-0
1994	(A)	Arizona 17-7
1995	(A)	Minnesota 30-24(OT)
1996	(H)	Minnesota 41-17
1997	(A)	Minnesota 20-19
1998*	(H)	Minnesota 41-21
2000	(H)	Minnesota 31-14

2003	(A)	Arizona 18-17
2006	(H)	Minnesota 31-26
		*NFC Divisional Playoff Game

ATLANTA

Won 16, Lost 9, Tied 0

Home 10-3, Away 6-6

1966	(H)	Atlanta 20-13
1967	(A)	Atlanta 21-20
1968	(H)	Minnesota 47-7
1969	(A)	Atlanta 10-3
1970	(A)	Minnesota 37-7
1971	(H)	Minnesota 24-7
1973	(A)	Atlanta 20-14
1974	(H)	Minnesota 23-10
1975	(H)	Minnesota 38-0
1977	(A)	Minnesota 14-7
1980	(H)	Minnesota 24-23
1981	(A)	Atlanta 31-30
1982*	(H)	Minnesota 30-24
1984	(H)	Minnesota 27-20

1985	(A)	Atlanta 14-13
1987	(H)	Minnesota 24-13
1989	(H)	Minnesota 43-17
1991	(A)	Minnesota 20-19
1996	(A)	Minnesota 23-17
1998*	(H)	Atlanta 30-27 (OT)
1999	(A)	Minnesota 17-14
2002	(H)	Atlanta 30-24 (OT)
2003	(A)	Minnesota 39-26
2005	(A)	Atlanta 30-10
2007	(H)	Minnesota 24-3
		*Super Bowl Tournament
		**NFC Championship Game

BALTIMORE

Won 1, Lost 2, Tied 0

Home 0-0, Away 1-2

1995	(A)	Minnesota 38-28
2001	(A)	Baltimore 19-3
2005	(A)	Baltimore 30-23

BUFFALO

Won 7, Lost 4, Tied 0
Home 3-1, Away 4-3

1971 (H) Minnesota 19-0
1975 (A) Minnesota 35-13
1979 (H) Minnesota 10-3
1982 (A) Buffalo 23-22
1985 (A) Minnesota 27-20
1988 (A) Buffalo 13-10
1994 (A) Minnesota 21-17
1997 (A) Minnesota 34-13
2000 (H) Minnesota 31-27
2002 (H) Buffalo 45-39 (OT)
2006 (A) Buffalo 17-12

CAROLINA

Won 4, Lost 3, Tied 0
Home 4-2, Away 0-1

1996 (H) Minnesota 14-12
1997 (H) Minnesota 21-14
2000 (H) Minnesota 31-17
2001 (H) Carolina 24-13
2002 (H) Carolina 21-14
2005 (A) Carolina 38-13
2006 (H) Minnesota 16-13 (OT)

CHICAGO

Won 50, Lost 42, Tied 2
Home 29-19, Away 21-23-2

(0-1 In Champaign, IL)

1961 (H) Minnesota 37-13
(A) Chicago 52-35
1962 (H) Chicago 13-0
(A) Chicago 31-30
1963 (H) Chicago 28-7
(A) Tie, 17-17
1964 (H) Chicago 34-28
(A) Minnesota 41-14
1965 (H) Chicago 45-37
(A) Minnesota 24-17
1966 (H) Chicago 13-10
(A) Chicago 41-28
1967 (H) Chicago 17-7
(A) Tie, 10-10
1968 (H) Chicago 27-17
(A) Chicago 26-17
1969 (A) Minnesota 31-0
(H) Minnesota 31-14
1970 (A) Minnesota 24-0
(H) Minnesota 16-13
1971 (H) Chicago 20-17
(A) Minnesota 27-10
1972 (A) Chicago 13-10
(H) Minnesota 23-10
1973 (A) Minnesota 22-13
(H) Minnesota 31-13
1974 (H) Minnesota 11-7
(A) Minnesota 17-0
1975 (H) Minnesota 28-3
(A) Minnesota 13-9
1976 (H) Minnesota 20-19
(A) Chicago 14-13
1977 (H) Minnesota 22-16 (OT)
(A) Chicago 10-7
1978 (A) Minnesota 24-20
(H) Minnesota 17-14
1979 (A) Chicago 26-7
(H) Minnesota 30-27
1980 (A) Minnesota 34-14
(H) Minnesota 13-7
1981 (H) Minnesota 24-21
(A) Chicago 10-9
1982 (H) Minnesota 35-7
1983 (A) Minnesota 23-14
(H) Chicago 19-13
1984 (A) Chicago 16-7
(H) Chicago 34-3
(H) Chicago 33-24
(A) Chicago 27-9
1986 (A) Chicago 23-0
(H) Minnesota 23-7
1987 (A) Chicago 27-7
(H) Chicago 30-24
1988 (A) Minnesota 31-7
(H) Minnesota 28-27
1989 (A) Chicago 38-7
(H) Minnesota 27-16
1990 (A) Chicago 19-16
(H) Minnesota 41-13
1991 (A) Chicago 10-6
(H) Chicago 34-17
1992 (H) Minnesota 21-20

(A) Minnesota 38-10
1993 (H) Minnesota 10-7
(A) Minnesota 19-12
1994 (A) Minnesota 42-14
(H) Minnesota 33-27(OT)
(H) Chicago 35-18
1995 (A) Chicago 31-14
(H) Chicago 14-6
1996 (A) Minnesota 20-14
(H) Chicago 15-13
1997 (A) Minnesota 27-24
(H) Minnesota 29-22
1998 (A) Minnesota 31-28
(H) Minnesota 48-22
1999 (H) Chicago 24-22
(A) Minnesota 27-24 (OT)
2000 (H) Minnesota 30-27
(A) Minnesota 28-16
2001 (A) Chicago 17-10
(H) Chicago 13-6
2002 (A) Chicago 27-23 @
(H) Minnesota 25-7
2003 (H) Minnesota 24-13
(A) Chicago 13-10
2004 (H) Minnesota 27-23
(A) Chicago 24-14
2005 (A) Chicago 28-3
(H) Minnesota 34-10
2006 (H) Chicago 19-16
(A) Chicago 23-13
2007 (A) Minnesota 34-31
(H) Minnesota 20-13

*NFC Wild Card Game
@ In Champaign, IL-Memorial Stadium

CINCINNATI

Won 5, Lost 5, Tied 0
Home 4-0, Away 1-5

1973 (A) Cincinnati 27-0
1977 (H) Minnesota 42-10
1980 (A) Cincinnati 14-0
1983 (H) Minnesota 20-14
1986 (A) Cincinnati 24-20
1989 (H) Minnesota 29-21
1992 (A) Minnesota 42-7
1995 (A) Cincinnati 27-24
1998 (H) Minnesota 24-3
2005 (A) Cincinnati 37-8

CLEVELAND

Won 10, Lost 3, Tied 0
Home 7-1, Away 3-2

1965 (A) Minnesota 27-17
1967 (A) Cleveland 14-10
1969 (H) Minnesota 51-3
1969* (H) Minnesota 27-7
1973 (H) Minnesota 26-3
1975 (A) Minnesota 42-10
1980 (H) Minnesota 28-23
1983 (A) Minnesota 27-21
1986 (H) Cleveland 23-20
1989 (A) Cleveland 23-17 (OT)
1992 (H) Minnesota 17-13
1995 (H) Minnesota 27-11
2005 (H) Minnesota 24-12
*NFL Championship Game

DALLAS

Won 12, Lost 14, Tied 0
Home 5-9, Away 7-5

1961 (A) Dallas 21-7
(H) Dallas 28-0
1966 (A) Dallas 28-17
1968 (H) Dallas 20-17
1970 (H) Minnesota 54-13
1971* (H) Dallas 20-12
1973** (A) Minnesota 27-10
1974 (A) Minnesota 23-21
1975* (H) Dallas 17-14
1977 (H) Dallas 16-10 (OT)
1977** (A) Dallas 23-6
1978 (A) Minnesota 21-10
1979 (H) Dallas 36-20
1982 (H) Minnesota 31-27
1983 (H) Dallas 37-24
1987 (A) Minnesota 44-38 (OT)
1988 (A) Minnesota 43-3
1993 (H) Dallas 37-20
1995 (H) Dallas 23-17 (OT)
1996* (A) Dallas 40-15
1998 (A) Minnesota 46-36
1999 (H) Minnesota 27-17

(H) Minnesota 27-10
2000 (A) Minnesota 27-15
2004 (H) Minnesota 35-17
2007 (A) Dallas 24-14
*NFC Wild Card Game
**NFC Divisional Playoff Game
*NFC Championship Game

DENVER

Won 7, Lost 5, Tied 0
Home 4-2, Away 3-3

1972 (A) Minnesota 23-20
1978 (H) Minnesota 12-9 (OT)
1981 (A) Denver 19-17
1984 (A) Denver 42-21
1987 (H) Minnesota 34-27
1990 (H) Minnesota 27-22
1991 (H) Denver 13-6
1993 (A) Minnesota 26-23
1996 (H) Denver 21-17
1999 (A) Minnesota 23-20
2003 (H) Minnesota 28-20
2007 (A) Denver 22-19 (OT)

DETROIT

Won 61, Lost 30, Tied 2
Home 33-12-1, Away 28-18-1

1961 (H) Detroit 37-10
(A) Detroit 13-7
1962 (H) Detroit 17-6
(A) Detroit 37-23
1963 (A) Detroit 28-10
(H) Minnesota 34-31
1964 (H) Detroit 24-20
(A) Tie, 23-23
1965 (H) Detroit 31-29
(A) Minnesota 29-7
(H) Detroit 32-31
(A) Minnesota 28-16
1967 (H) Tie, 10-10
(A) Detroit 14-3
1968 (H) Minnesota 24-10
(A) Minnesota 13-6
(H) Minnesota 24-10
(A) Minnesota 27-0
1970 (A) Minnesota 30-17
(H) Minnesota 24-20
(A) Minnesota 16-13
1971 (H) Minnesota 29-10
(H) Minnesota 34-10
(H) Minnesota 16-14
1973 (A) Minnesota 23-9
(H) Minnesota 28-7
1974 (A) Minnesota 7-6
(H) Detroit 20-16
1975 (H) Minnesota 25-19
(A) Detroit 17-10
1976 (A) Minnesota 10-9
(H) Minnesota 31-23
(H) Minnesota 14-7
(A) Minnesota 30-21
1978 (H) Minnesota 17-7
(A) Detroit 45-14
1979 (A) Minnesota 13-10
(H) Minnesota 14-7
(H) Detroit 27-7
(H) Minnesota 34-0
1981 (H) Minnesota 26-24
(A) Detroit 45-7
1982 (A) Minnesota 34-31
1983 (H) Minnesota 20-17
(A) Detroit 13-2
1984 (A) Minnesota 29-28
(H) Detroit 16-14
1985 (H) Minnesota 16-13
(H) Detroit 41-21
1986 (H) Detroit 13-10
(A) Minnesota 24-10
1987 (H) Minnesota 34-19
(A) Minnesota 17-14
1988 (H) Minnesota 44-17
(H) Minnesota 23-0
1989 (H) Minnesota 24-17
(A) Minnesota 20-27
1990 (H) Detroit 34-27
(A) Minnesota 17-7
(H) Detroit 24-20
1991 (H) Detroit 34-14
(H) Detroit 31-17
(H) Minnesota 31-14
1993 (H) Detroit 30-27
(A) Minnesota 13-0
1994 (H) Minnesota 10-3
(A) Detroit 41-19

- 1995 (H) Minnesota 20-10
(A) Detroit 44-38
- 1996 (H) Minnesota 17-13
(A) Minnesota 24-22
- 1997 (A) Detroit 38-15
(H) Detroit 14-13
- 1998 (H) Minnesota 29-6
(A) Minnesota 34-13
(A) Detroit 25-23
- 1999 (H) Minnesota 24-17
(A) Minnesota 31-24
(H) Minnesota 24-17
- 2000 (A) Minnesota 31-26
(A) Detroit 27-24
- 2002 (H) Minnesota 31-24
(A) Minnesota 38-36
- 2003 (A) Minnesota 23-13
(H) Minnesota 24-14
- 2004 (H) Minnesota 22-19
(A) Minnesota 28-27
- 2005 (H) Minnesota 27-14
(A) Minnesota 21-16
- 2006 (H) Minnesota 26-17
(A) Minnesota 30-20
- 2007 (A) Detroit 20-17 (OT)
(H) Minnesota 42-10

GREEN BAY

Won 45, Lost 48, Tied 1
Home 23-23, Away 22-25-1
(6-9 in Milwaukee)

- 1961 (H) Green Bay 33-7
(A) Green Bay 28-10
- 1962 (A) Green Bay 34-7
(H) Green Bay 48-21
- 1963 (H) Green Bay 37-28
(A) Green Bay 28-7
- 1964 (A) Minnesota 24-23
(H) Green Bay 42-13
- 1965 (H) Green Bay 38-13
(A) Green Bay 24-19
- 1966 (A) Minnesota 20-17
(H) Green Bay 28-16
- 1967 (A) Minnesota 10-7
(H) Green Bay 30-27
- 1968 (A) Minnesota 26-13
(H) Minnesota 14-10
- 1969 (H) Minnesota 19-7
(A) Minnesota 9-7
- 1970 (A) Green Bay 13-10
(H) Minnesota 10-3
- 1971 (A) Minnesota 24-13
(H) Minnesota 3-0
- 1972 (A) Minnesota 27-13
(H) Green Bay 23-7
- 1973 (H) Minnesota 11-3
(A) Minnesota 31-7
- 1974 (A) Minnesota 32-17
(H) Green Bay 19-7
- 1975 (A) Minnesota 28-17
(H) Minnesota 24-3
- 1976 (A) Minnesota 17-10
(H) Minnesota 20-9
- 1977 (H) Minnesota 19-7
(A) Minnesota 13-6
- 1978 (H) Minnesota 21-7
(A) Tie, 10-10 (OT)
- 1979 (H) Minnesota 27-21 (OT)
(A) Green Bay 19-7
- 1980 (A) Green Bay 16-3
(H) Green Bay 25-13
- 1981 (A) Minnesota 30-13
(H) Green Bay 35-23
- 1982 (A) Green Bay 26-7
- 1983 (A) Minnesota 20-17 (OT)
(H) Green Bay 29-21
- 1984 (A) Green Bay 45-17
(H) Green Bay 38-14
- 1985 (A) Green Bay 20-17
(H) Green Bay 27-17
- 1986 (H) Minnesota 42-7
(A) Minnesota 32-6
- 1987 (H) Green Bay 23-16
(A) Green Bay 16-10
- 1988 (H) Green Bay 34-14
(A) Green Bay 18-6
- 1989 (H) Minnesota 26-14
(A) Green Bay 20-19
- 1990 (A) Green Bay 24-10
(H) Minnesota 23-7
- 1991 (A) Minnesota 35-21
(H) Green Bay 27-7
- 1992 (A) Minnesota 23-20 (OT)

- (H) Minnesota 27-7
- 1993 (H) Minnesota 15-13
(A) Minnesota 21-17
- 1994 (A) Green Bay 16-10
(H) Minnesota 13-10 (OT)
- 1995 (A) Green Bay 38-21
(H) Minnesota 27-24
- 1996 (H) Minnesota 30-21
(A) Green Bay 38-10
- 1997 (A) Green Bay 38-32
(H) Green Bay 27-11
- 1998 (A) Minnesota 27-24
(H) Minnesota 28-14
- 1999 (A) Green Bay 23-20
(H) Minnesota 24-20
- 2000 (A) Green Bay 35-20 OT
(H) Green Bay 33-28
- 2001 (H) Minnesota 35-13
(A) Green Bay 13-24
- 2002 (H) Minnesota 31-21
(A) Green Bay 26-22
- 2003 (A) Minnesota 30-25
(H) Green Bay 30-27
- 2004 (A) Green Bay 34-31
(H) Green Bay 34-31
#(A) Minnesota 31-17
- 2005 (H) Minnesota 23-20
(A) Minnesota 20-17
- 2006 (H) Green Bay 23-17
(A) Green Bay 9-7
- 2007 (H) Green Bay 23-16
(A) Green Bay 34-0

#NFC Wild Card Game

HOUSTON

Won 1, Lost 0, Tied 0
Home 0-0, Away 1-0
2004 (A) Minnesota 34-28 (OT)

INDIANAPOLIS

Won 7, Lost 14, Tied 1
Home 7-4-1, Away 0-10

- 1961 (A) Baltimore 34-13
(H) Minnesota 28-20
- 1962 (H) Baltimore 34-7
(A) Baltimore 42-14
- 1963 (H) Baltimore 37-34
(A) Baltimore 41-10
- 1964 (H) Minnesota 34-24
(A) Baltimore 17-14
- 1965 (A) Baltimore 35-16
(H) Baltimore 41-21
- 1966 (H) Baltimore 38-23
(A) Baltimore 20-17
- 1967 (H) Tie, 20-20
- 1968 (A) Baltimore 24-9
- 1968* (A) Baltimore 24-14
- 1969 (H) Minnesota 52-14
- 1971 (H) Minnesota 10-3
- 1982 (H) Minnesota 13-10
- 1988 (H) Minnesota 12-3
- 1997 (H) Minnesota 39-28
- 2000 (A) Indianapolis 31-10
- 2004 (A) Indianapolis 31-28

*NFL Western Conference Championship Game

JACKSONVILLE

Won 2, Lost 1, Tied 0
Home 2-1, Away 0-0

- 1998 (H) Minnesota 50-10
- 2001 (H) Jacksonville 33-3
- 2004 (H) Minnesota 27-16

KANSAS CITY

Won 4, Lost 6, Tied 0
Home 3-2, Away 1-3, Neutral 0-1

- 1969* (N) Kansas City 23-7
- 1970 (H) Minnesota 27-10
- 1974 (A) Minnesota 35-15
- 1981 (H) Kansas City 10-6
- 1990 (A) Kansas City 24-21
- 1993 (H) Minnesota 30-10
- 1996 (H) Kansas City 21-6
- 1999 (A) Kansas City 31-28
- 2003 (H) Minnesota 45-20
- 2007 (A) Kansas City 13-10

*Super Bowl IV, Jan. 11, 1970

MIAMI

Won 4, Lost 6, Tied 0
Home 3-2, Away 1-3, Neutral 0-1
1972 (H) Miami 16-14

- 1973* (N) Miami 24-7
- 1976 (A) Minnesota 29-7
- 1979 (H) Miami 27-12
- 1982 (A) Miami 22-14
- 1988 (A) Miami 24-7
- 1994 (H) Minnesota 38-35
- 2000 (H) Minnesota 13-7
- 2002 (H) Minnesota 20-17
- 2006 (A) Miami 24-20

*Super Bowl VIII, Jan. 13, 1974

NEW ENGLAND

Won 4, Lost 6, Tied 0
Home 2-2, Away 2-4

- 1970 (A) Minnesota 35-14
- 1974 (H) New England 17-14
- 1979 (A) New England 27-23
- 1988 (H) Minnesota 36-6
- 1991 (A) New England 26-23 (OT)
- 1994 (A) New England 26-20 (OT)
- 1997 (H) Minnesota 23-18
- 2000 (A) Minnesota 21-13
- 2002 (A) New England 24-17
- 2006 (H) New England 31-7

NEW ORLEANS

Won 19, Lost 7, Tied 0
Home 12-2, Away 7-5

- 1969 (A) New Orleans 20-17
- 1970 (H) Minnesota 26-0
- 1971 (A) Minnesota 23-10
- 1972 (H) Minnesota 37-6
- 1974 (H) Minnesota 29-9
- 1975 (A) Minnesota 20-7
- 1976 (A) Minnesota 40-9
- 1978 (A) New Orleans 31-24
- 1980 (A) Minnesota 23-20
- 1981 (H) Minnesota 20-10
- 1983 (A) New Orleans 17-16
- 1985 (H) New Orleans 30-23
- 1986 (H) Minnesota 33-17
- 1987* (A) Minnesota 44-10
- 1988 (H) Minnesota 45-3
- 1990 (H) Minnesota 32-3
- 1991 (A) New Orleans 26-0
- 1993 (H) New Orleans 17-14
- 1994 (H) Minnesota 21-20
- 1995 (H) Minnesota 43-24
- 1998 (H) Minnesota 31-24
- 2000* (H) Minnesota 34-16
- 2001 (A) New Orleans 28-15
- 2002 (A) Minnesota 32-31
- 2004 (A) Minnesota 38-31
- 2005 (H) Minnesota 33-16

*NFC Wild Card Game

*NFC Divisional Playoff Game

NEW YORK GIANTS

Won 12, Lost 10, Tied 0
Home 4-4, Away 8-6

- 1964 (A) Minnesota 30-21
- 1965 (H) Minnesota 40-14
- 1967 (H) Minnesota 27-24
- 1969 (A) New York 24-23
- 1971 (A) Minnesota 17-10
- 1973 (A) Minnesota 31-7
- 1976 (H) Minnesota 24-7
- 1986 (H) New York 22-20
- 1989 (A) New York 24-14
- 1990 (A) New York 23-15
- 1993# (A) New York 17-10
- 1994 (A) Minnesota 27-10
- 1996 (A) New York 15-10
- 1997# (A) Minnesota 23-22
- 1999 (A) Minnesota 34-17
- 2000** (A) New York 41-0
- 2001 (H) Minnesota 28-16
- 2002 (H) New York 27-20
- 2003 (H) New York 29-17
- 2004 (H) New York 34-13
- 2005 (A) Minnesota 24-21
- 2007 (A) Minnesota 41-17

#NFC Wild Card Game

**NFC Championship Game

NEW YORK JETS

Won 1, Lost 7, Tied 0
Home 1-3, Away 0-4

- 1970 (A) New York 20-10
- 1975 (H) Minnesota 29-21
- 1979 (A) New York 14-7
- 1982 (H) New York 42-14
- 1994 (H) New York 31-21

- 1997 (A) New York 23-21
 2002 (A) New York 20-7
 2006 (H) New York 26-13

OAKLAND

- Won 4, Lost 9, Tied 0
 Home 3-3, Away 1-5, Neutral 0-1
- 1973 (H) Minnesota 24-16
 1976* (H) Oakland 32-14
 1977 (A) Oakland 35-13
 1978 (A) Oakland 27-20
 1981 (H) Oakland 35-10
 1984 (A) Los Angeles 23-20
 1987 (H) Minnesota 31-2-20
 1990 (H) Los Angeles 28-24
 1993 (A) Los Angeles 24-7
 1996 (A) Minnesota 16-13 (OT)
 1999 (H) Oakland 22-17
 2003 (A) Oakland 28-18
 2007 (H) Minnesota 29-22
 *Super Bowl XI, Jan. 9, 1977

PHILADELPHIA

- Won 11, Lost 11, Tied 0
 Home 6-3, Away 5-8
- 1962 (H) Minnesota 31-21
 1963 (A) Minnesota 34-13
 1968 (A) Minnesota 24-17
 1971 (A) Minnesota 13-0
 1973 (H) Minnesota 28-21
 1976 (A) Minnesota 31-12
 1978 (H) Minnesota 28-27
 1980 (H) Philadelphia 42-7
 1980* (A) Philadelphia 31-16
 1981 (H) Minnesota 35-23
 1984 (A) Philadelphia 19-17
 1985 (A) Minnesota 28-23
 (H) Philadelphia 37-35
- 1988 (H) Minnesota 23-21
 1989 (A) Philadelphia 10-9
 1990 (A) Philadelphia 32-24
 1992 (A) Philadelphia 28-17
 1997 (H) Minnesota 28-19
 2001 (A) Philadelphia 48-17
 2004 (A) Philadelphia 27-16
 *(A) Philadelphia 27-14
 (H) Philadelphia 23-16
 *NFC Divisional Playoff Game

PITTSBURGH

- Won 8, Lost 7, Tied 0
 Home 5-1, Away 4-4, Neutral 0-1
- 1962 (A) Pittsburgh 39-31
 1964 (H) Minnesota 30-10
 1967 (A) Minnesota 41-27
 1969 (H) Minnesota 52-14
 1972 (A) Pittsburgh 23-10
 1974* (H) Pittsburgh 16-6
 1976 (H) Minnesota 17-6
 1980 (H) Pittsburgh 23-17
 1983 (A) Minnesota 17-14
 1986 (H) Minnesota 31-7
 1989 (A) Pittsburgh 27-14
 1992 (A) Minnesota 6-3
 1995 (A) Minnesota 44-24
 2001 (A) Pittsburgh 21-16
 2005 (H) Pittsburgh 18-3
 *Super Bowl IX, Jan. 12, 1975

ST. LOUIS

- Won 22, Lost 16, Tied 2
 Home 14-3-2, Away 8-13
- 1961 (A) Los Angeles 31-17
 (H) Minnesota 42-21
 1962 (A) Minnesota 38-14
 (H) Tie, 24-24
 1963 (A) Los Angeles 27-24
 (H) Minnesota 21-13
 1964 (A) Los Angeles 22-13
 (H) Minnesota 34-13
 1965 (A) Minnesota 38-35
 (H) Minnesota 24-13
 1966 (H) Minnesota 35-7
 (A) Los Angeles 21-6
 1967 (A) Los Angeles 39-3
 1968 (H) Los Angeles 31-3
 1969 (A) Minnesota 20-13
 1969* (H) Minnesota 23-20
 1970 (H) Minnesota 13-3
 1972 (A) Minnesota 45-41
 1973 (H) Minnesota 10-9
 1974 (A) Los Angeles 20-17
 1974** (H) Minnesota 14-10
 1976 (H) Tie, 10-10 (OT)
 1976** (H) Minnesota 24-13
 1977 (A) Los Angeles 35-3

- 1977* (A) Minnesota 14-7
 1978 (H) Los Angeles 34-17
 1978* (A) Los Angeles 34-10
 1979 (A) Los Angeles 27-21 (OT)
 1985 (A) Los Angeles 13-10
 1987 (A) Minnesota 21-16
 1988S (H) Minnesota 28-17
 1989 (H) Minnesota 23-21 (OT)
 1991 (H) Minnesota 20-14
 1992 (A) Minnesota 31-17
 1998 (A) Minnesota 38-31
 1999* (A) St. Louis 49-37
 2000 (A) St. Louis 40-29
 2003 (A) St. Louis 48-17
 2005 (H) Minnesota 27-13
 2006 (H) St. Louis 41-21
 *NFC Wild Card Game
 **NFC Divisional Playoffs
 **NFC Championship Game

SAN DIEGO

- Won 5, Lost 5, Tied 0
 Home 4-3, Away 1-2
- 1971 (A) San Diego 30-14
 1975 (H) Minnesota 28-13
 1978 (H) San Diego 13-7
 1981 (A) Minnesota 33-31
 1984 (H) San Diego 42-13
 1985 (H) Minnesota 21-17
 1993 (H) San Diego 30-17
 1999 (H) Minnesota 35-27
 2003 (A) San Diego 42-28
 2007 (H) Minnesota 35-17

SAN FRANCISCO

- Won 20, Lost 22, Tied 1
 Home 12-9, Away 8-13-1
- 1961 (H) San Francisco 38-24
 (A) San Francisco 38-28
 1962 (A) San Francisco 21-7
 (H) San Francisco 35-12
 1963 (A) Minnesota 24-20
 (H) Minnesota 45-14
 1964 (A) Minnesota 27-22
 (H) Minnesota 24-7
 1965 (A) Minnesota 42-41
 (H) San Francisco 45-24
 (A) Tie, 20-20
 (H) Minnesota 28-3
 1967 (H) San Francisco 27-21
 1968 (A) Minnesota 30-20
 1969 (H) Minnesota 10-7
 1970* (H) San Francisco 17-14
 1971 (H) San Francisco 13-9
 1972 (A) San Francisco 20-17
 1973 (A) Minnesota 17-13
 1975 (H) Minnesota 27-17
 1976 (A) San Francisco 20-16
 1977 (H) Minnesota 28-27
 1979 (H) Minnesota 28-22
 1983 (H) San Francisco 48-17
 1984 (A) San Francisco 61-7
 1985 (H) Minnesota 29-21
 1986 (A) Minnesota 27-24 (OT)
 1987* (A) Minnesota 36-24
 1988 (A) San Francisco 24-21
 1988* (A) San Francisco 34-9
 1989* (A) San Francisco 41-13
 1990 (H) San Francisco 20-17
 1991 (H) Minnesota 17-14
 1992 (H) San Francisco 20-17
 1993 (A) San Francisco 38-19
 1994 (H) Minnesota 21-14
 1995 (A) San Francisco 37-30
 1997 (A) San Francisco 28-17
 1997* (A) San Francisco 38-22
 1999 (H) Minnesota 40-16
 2003 (H) Minnesota 35-7
 2006 (A) San Francisco 9-3
 2007 (A) Minnesota 27-7
 *NFC Divisional Playoff Game

SEATTLE

- Won 4, Lost 6, Tied 0
 Home 2-2, Away 2-4
- 1976 (H) Minnesota 27-21
 1978 (A) Seattle 29-28
 1984 (H) Seattle 20-12
 1987 (A) Seattle 28-17
 1990 (A) Minnesota 24-21
 1996 (A) Seattle 42-23
 2002 (A) Seattle 48-23
 2003 (H) Minnesota 34-7
 2004 (H) Seattle 27-23
 2006 (A) Minnesota 31-13

TAMPA BAY

- Won 31, Lost 19, Tied 0
 Home 18-7, Away 13-12
- 1977 (A) Minnesota 9-3
 1978 (H) Tampa Bay 16-10
 (A) Minnesota 24-7
 1979 (H) Tampa Bay 12-10
 (A) Minnesota 23-22
 1980 (H) Minnesota 38-30
 (A) Minnesota 21-10
 1981 (A) Tampa Bay 21-13
 (H) Minnesota 25-10
 1982 (H) Minnesota 17-10
 1983 (A) Minnesota 19-16 (OT)
 (H) Tampa Bay 17-12
 1984 (A) Tampa Bay 35-21
 (H) Minnesota 27-24
 1985 (A) Minnesota 31-16
 (H) Minnesota 26-7
 1986 (A) Minnesota 23-10
 (H) Minnesota 45-13
 1987 (A) Tampa Bay 20-10
 (H) Minnesota 23-17
 1988 (H) Minnesota 14-13
 (A) Minnesota 49-20
 1989 (H) Minnesota 17-3
 (A) Minnesota 24-10
 1990 (H) Tampa Bay 23-20
 (A) Tampa Bay 26-13
 1991 (H) Minnesota 28-13
 (A) Minnesota 26-24
 1992 (H) Minnesota 26-20
 (A) Minnesota 35-7
 1993 (H) Minnesota 15-0
 (A) Tampa Bay 23-10
 1994 (A) Minnesota 36-13
 (H) Tampa Bay 20-17 (OT)
 (A) Tampa Bay 20-17 (OT)
 (H) Minnesota 31-17
 1996 (A) Tampa Bay 24-13
 (H) Minnesota 21-10
 1997 (H) Tampa Bay 28-14
 (A) Minnesota 10-6
 1988 (H) Minnesota 31-7
 (A) Tampa Bay 27-24
 1999 (H) Minnesota 21-14
 (A) Tampa Bay 24-17
 2000 (H) Minnesota 30-23
 (A) Tampa Bay 41-13
 2001 (H) Minnesota 20-16
 (A) Tampa Bay 41-14
 2002 (A) Tampa Bay 38-24
 2005 (H) Tampa Bay 24-13

TENNESSEE

- Won 7, Lost 3, Tied 0
 Home 6-1, Away 1-2
- 1974 (H) Minnesota 51-10
 1980 (A) Houston 20-16
 1983 (H) Minnesota 34-14
 1986 (A) Houston 23-10
 1989 (H) Minnesota 38-7
 1992 (H) Houston 17-13
 1995 (H) Minnesota 23-17 (OT)
 1998 (A) Minnesota 26-16
 2001 (H) Minnesota 42-24
 2004 (H) Minnesota 20-3

WASHINGTON

- Won 8, Lost 11, Tied 0
 Home 4-6, Away 4-5
- 1968 (H) Minnesota 27-14
 1970 (A) Minnesota 19-10
 1972 (H) Washington 24-21
 1973* (H) Minnesota 27-20
 1975 (A) Washington 31-30
 1976* (H) Minnesota 35-20
 1980 (A) Minnesota 39-14
 1982S (A) Washington 21-7
 1984 (H) Washington 31-17
 1986 (A) Washington 44-38 (OT)
 1987 (H) Washington 27-24 (OT)
 1987** (A) Washington 17-10
 1992* (H) Washington 15-13
 1992S (H) Washington 24-7
 1993 (A) Minnesota 14-9
 1998 (H) Minnesota 41-7
 2004 (A) Washington 21-18
 2006 (A) Minnesota 19-16
 2007 (H) Washington 32-21
 *Super Bowl Tournament
 **NFC Wild Card Game
 *NFC Divisional Playoff Game
 **NFC Championship Game

VIKINGS ALL-TIME ROSTER

Players must be on active roster for one game to qualify

#1	Players	Years	Cedric James	2002	Ted Brown	1979-86	
	Benny Ricardo	1983-84	Shaun Hill	2003-05	Terry Love	1987	
	Chuck Nelson	1986-88	Kelly Holcomb	2007	Mike Mayes	1991	
	Warren Moon	1994-96	#14	Players	Years	Barry Word	1993
Gary Anderson	1998-02	George Shaw		1961	Shelly Hammonds	1995	
#2	Players	Years	Fred Cox	1963-77	Tomur Barnes	1996	
	Jose Cortez	2003-04	Gilbert Renfro	1990	Steven Hall	1996	
	Paul Edinger	2005	Brad Johnson	1992-98, '05-06	Torrian Gray	1997-98	
	Teddy Garcia	1989	Romaro Miller	2001	Doug Chapman	2000	
#3	Players	Years	#15	Players	Years	Michael Bennett	2001-05
	Chris Gaiters	1990		John McCormick	1962	Cedric Griffin	2006-07
	Leo Aragus	2003	Ron VanderKelen	1963-67	#24	Players	Years
	Darren Bennett	2004-05	Gary Cuozzo	1968-71		Rich Mostardi	1961
#4	Players	Years	Mike Wells	1973-74	Tom Wilson	1963	
	Jan Stenerud	1984-85	Chris Jones	2005	Ted Dean	1964	
	Rich Karlis	1989	Martin Nance	2006	Phil King	1965-66	
	Richard Jones	1993	#16	Players	Years	Art Powell	1968
Eddie Murray	1997	Norm Snead		1971	Terry Brown	1972-75	
#5	Players	Years	Hal Chealander	1974	Larry Brune	1980	
	Jeff George	1999	Rich Gannon	1987-92	Bryan Howard	1982	
	Spergorn Wynn	2001	Kelly Campbell	2002-04	Maurice Turner	1984-85	
	Archie Manning	1983-84	#17	Players	Years	Wymon Henderson	1987-88
Dale Dawson	1987	Bob Berry		1965-67	Pat Eilers	1990-91	
#6	Players	Years	Bill Cappelman	1970	David Wilson	1992	
	Donald Igwebuike	1990	Bob Berry	1973-76	Jayce Pearson	1993	
	Mike Saxon	1994-95	Mitch Berger	1996-01	Robert Griffith	1994-01	
	Doug Brien	2002	Nick Davis	2002	Willie Oford	2002-05	
#7	Players	Years	Ben Nelson	2004	Dwight Smith	2006-07	
	Eddie Johnson	2003	Maurice Mann	2006	#25	Players	Years
	Mike Wood	1978	Mike Mercer	1961-62		Dean Derby	1961-62
	Larry Miller	1987	Tom McConaughy	1985	Terry Dillon	1963	
#8	Players	Years	Harry Newsome	1990-93	Larry Vargo	1964-65	
	Todd Krueger	1987	Tony Bland	1998	John Charles	1970	
	Chad May	1995	Ryan Hoag	2004	Jackie Wallace	1973-74	
	Greg Davis	1997	Koren Robinson	2005	Nate Allen	1976-79	
#9	Players	Years	Sidney Rice	2007	Kurt Knoff	1979-82	
	Kyle Richardson	2002	#19	Players	Years	Marcellus Greene	1984
	Chris Kluge	2005-07		Lance Rentzel	1965-66	Darryl Smith	1989
	#10	Players	Years	Bob Lee	1969-72, '75-78	Alonzo Hampton	1990
Jim Gallery		1990	Matthew Hachtette	1997	Vencie Glenn	1992-94	
Jay Walker		1996-97	Yo Murphy	1999	Alfred Jackson	1995-96	
Bubby Brister		2000	Troy Williamson	2005	Tony Darden	1998	
#11	Players	Years	Bobby Wade	2007	Cris Dishman	2000	
	Hayden Epstein	2002	#20	Players	Years	Eric Kelly	2001-03
	Rick Danmeier	1977-83		Tommy Mason	1961-66	Omar Lowe	2004
	Tony Adams	1987	Bobby Bryant	1968-80	Terrance Shaw	2004	
#12	Players	Years	Darrin Nelson	1982-89, '91-92	Will Hunter	2005	
	Fuad Revezil	1990-95	Robert Smith	1993	Tank Williams	2006-07	
	Randall Cunningham	1997-99	Dewayne Washington	1994-97	#26	Players	Years
	Morlen Andersen	2004	Kerry Cooks	1998		Charlie Sumner	1961-62
#13	Players	Years	Kenny Wright	1999-01	Terry Sosens	1963	
	J.T. O'Sullivan	2005	Moe Williams	2002-05	Clinton Jones	1967-72	
	Tarvaris Jackson	2006-07	Greg Blue	2006	Bob Grim	1976-77	
	Greg Coleman	1987-89	#21	Players	Years	Marvin Cobb	1980
Todd Bouman	1997-2002	Chuck Lamson		1962-63	David Evans	1986-87	
#14	Players	Years	Tom Michel	1964	Audray McMillian	1989-93	
	Aaron Elling	2003-04	Jim Lindsey	1966-72	Robert Smith	1994-00	
	Ryan Longwell	2006-07	Joe Blahak	1974-75, '77	Ronnie Bradford	2002	
	Tommy Kramer	1977-89	Rufus Bess	1982-87	Denard Walker	2003	
#15	Players	Years	Terry Allen	1990-94	Antoine Winfield	2004-07	
	Jim McMahon	1993	Charles Mincy	1995			
	Scott Sisson	1996	Moe Williams	1996-00			
	Brooks Bollinger	2006-07	Henry Jones	2001			
Tom McNeil	1970	Dale Carter	2001				
#16	Players	Years	Corey Chavous	2002-05			
	Barry S. Bennett	1974	Fred Smoot	2006			
	Neil Clabo	1975-77	Mike Doss	2007			
	Steve Dils	1979-84	#22	Players	Years		
Keith Bishop	1987	Dick Pesonen		1961			
#17	Players	Years	Billy Butler	1962-64			
	Sean Salisbury	1990-94	Jeff Jordan	1965-67			
	Daunte Culpepper	2000-05	Paul Krause	1968-79			
	Jason Carter	2006	Jarvis Redwine	1981-83			
#18	Players	Years	Steve Freeman	1987			
	Tom McNeil	1970	Ken Johnson	1989-90			
	Barry S. Bennett	1974	Felix Wright	1991-92			
	Neil Clabo	1975-77	Ivory Lee Brown	1993			
#19	Players	Years	David Palmer	1994-00			
	Steve Dils	1979-84	Tyrone Carter	2001-02			
	Keith Bishop	1987	Ken Irvin	2003-05			
	Sean Salisbury	1990-94	Artose Pinner	2006			
#20	Players	Years	#23	Players	Years		
	Daunte Culpepper	2000-05		Jamie Caleb	1961		
	Jason Carter	2006	Lee Calland	1963-65			
	Tom McNeil	1970	Jeff Williams	1966			
#21	Players	Years	Jeff Wright	1971-78			
	Barry S. Bennett	1974					
	Neil Clabo	1975-77					
	Steve Dils	1979-84					
#22	Players	Years					
	Keith Bishop	1987					
	Sean Salisbury	1990-94					
	Daunte Culpepper	2000-05					
#23	Players	Years					
	Lee Johnson	2001					
	Shaun Hill	2002					
	Gus Frerotte	2003-04					
#24	Players	Years					
	Billy McMullen	2006					
	Mike Livingston	1980					
	Steve Bono	1985-86					
#25	Players	Years					
	Dave Bruno	1987					
	Bucky Scribner	1987-89					
	Gino Torretta	1993					

Clinton Jones

#27	Players	Years	#33	Players	Years	Neal Guggemos	1986-87
	Bob Reed	1962-63		Mel Triplett	1961-62	Solomon Wilcots	1991
	Bob Grim	1967-71		Bill Barnes	1965-66	Carey Scott	2002
	Calvin Demery	1972		Pete Tatman	1967	Charles Gordon	2006-07
	Autry Beamon	1975-76		Brent McClanahan	1973-80	#42	Players
	John Turner	1978-83, '85, '87		Rick Bell	1983	John Gilliam	1972-75
	Mike Lush	1986		Jeff Wornack	1987	D.J. Dozier	1987-91
	Brett Wilson	1987		Jesse Clark	1989-90	Harlon Barnett	1995-96
	Brad Edwards	1988-89		Roger Craig	1992-93	Orlando Thomas	1997-01
	Ken Stills	1990		Harold Morrow	1996-02	Jack Brewer	2002-03
	Anthony Parker	1992-94		John Avery	2003	Darren Sharper	2005-07
	Corey Fuller	1995-98		Ralph Brown	2004-05	#43	Players
	Kevin Devine	1999		#34	Players	Will Sherman	1961
	Keith Thibodeaux	1999-01		Jim Young	1965-66	Gary Hill	1965
	Brian Russell	2002-04		Al Randolph	1973	Brady Keys	1967
	Fred Smoot	2005		Rickey Young	1978-83	Nate Wright	1971-80
	Ronyell Whitaker	2006-07		Tim Starks	1987	Jeff Colter	1984
#28	Players	Years		Herschel Walker	1989-91	Jimmy Smith	1987
	Dick Haley	1961		Brian Davis	1994	Orlando Thomas	1995-96
	Charley Britt	1964		Ramos McDonald	1998-99	Greg Briggs	1997-99
	Tom Hall	1964-66		Doug Chapman	2000-03	Andrew Jordan	1999
	Earl Denny	1967-68		Wendell Mathis	2006	Brody Liddiard	2001-03
	Ted Provost	1970		#35	Players	Years	Years
	Ahmad Rashad	1978-82		Doug Mayberry	1961-62	Billy Gault	1961
	Ted Rosnagle	1985, '87		Bob Ferguson	1963	George Rose	1964-66
	Izel Jenkins	1993		Bill Harris	1969-70	Leo Hayden	1971
	James Stewart	1995		Robert Miller	1975-80	Chuck Foreman	1973-79
	Anthony Phillips	1998		Kyle Morrell	1985-86	Walt Williams	1981-82
	Robert Tate	1999-01		Andre Thomas	1987	Dave Casper	1983
	Larry Ned	2003-04		Mark Slaton	1987	Keith Kidd	1987
	Laroni Gallishaw	2005		Ronnie West	1992-93	John Harris	1986-88
	Rashad Baker	2006		Chris Johnson	1996	Michael Hall	1989-90
	Adrian Peterson	2007		James Lynch	2003	Leroy Hoard	1996-99
#29	Players	Years		Ciatrick Fason	2005-06	Matt Snider	2001
	Karl Kassulke	1963-72		#36	Players	James Wolford	2002
	Phyl Polit	1974		Jim Christopherson	1962	Charles Stackhouse	2003
	Phil Wise	1977-79		John Kirby	1964-69	Sean Berton	2004
	John Swain	1981-84		Carl Winfrey	1971	#45	Players
	Jamie Fitzgerald	1987		Manfred Moore	1977	Ed Sharockman	1961-72
	Darrell Fullington	1988-90		Sam Harrell	1980-82, '87	Pete Athas	1975
	Charles Evans	1993-98		Allen Rice	1984-90	Tommy Hannon	1977-84
	Chris Rogers	1999		Ron Carpenter	1993	Wayne Wilson	1986
	Wasswa Serwanga	2000-01		Malik Boyd	1994	Leonard Moore	1987
	Brian Williams	2002-05		Dovonte Edwards	2005-06	John Henry Mills	1999
	Chester Taylor	2006-07		#37	Players	Sean Berton	2003
#30	Players	Years		Mike Fitzgerald	1966-67	Charles Stackhouse	2003
	Bill Brown	1962-74		Al Coleman	1967	Richard Owens	2006
	Issiac Holt	1985-89		Willie Teal	1980-86	Garrett Mills	2007
	Cedric Smith	1990		Phil Frye	1987	#46	Players
	Keith Henderson	1992		Randy Baldwin	1991	Earsell Mackbee	1965-69
	Bobby Phillips	1995		Lamar McGriggs	1993-94	Alfred Anderson	1984-91
	Antonio Banks	1997-00		Donald Frank	1995	Derek Tennell	1992-93
	Travis Prentice	2001		Sean Vanhorse	1996	John Gerak	1994-95
	Mewelde Moore	2004-07		Leonard Wheeler	1997	Cullen Loeffler	2004-07
#31	Players	Years		Jimmy Hitchcock	1998-99	#47	Players
	Clancy Osborne	1961-62		Tyrone Carter	2000	Justin Rowland	1961
	Darrell Lester	1964		Ron Israel	2003	Dick James	1965
	Willie Spencer	1976		Derek Ross	2004	Ron Groce	1976
	Nelson Munsey	1978		Mike Hawkins	2006	Tim Baylor	1979-80
	Eddie Payton	1980-82		Eric Framptons	2007	Joey Browner	1983-91
	Dan Wagoner	1984		#38	Players	Rod Smith	1996
	Rick Fenney	1987-91		Jerry Reardon	1973	Charles Emmanuel	1997
	Eric Everett	1992		Bob Tucker	1977-80	#48	Players
	Scottie Graham	1993-96		Toussaint Tyler	1984	Larry Marshall	1974
	Duane Butler	1997-98		Allanda Smith	1985	Sammy Johnson	1976-78
	Don Morgan	1999-01		Fletcher Louallen	1987	Najee Mustafa	1987-92
	Jason Perry	2002		Todd Scott	1991-94	Todd Harrison	1993
	Rushen Jones	2003-04		Anthony Bass	1998	Matt Cerceno	2000
	Will Hunter	2006		Rhett Nelson	2003-04	Ukee Dozier	2005
	Marcus McCauley	2007		Naufahu Tah	2006-07	#49	Players
#32	Players	Years		#39	Players	Dale Hackbart	1986-70
	Raymond Hayes	1961		Hugh McElhenny	1961-62	Ed Marinaro	1972-75
	Bill McWatters	1964		Bobby Walden	1964-67	Keith Nord	1979-85
	Oscar Reed	1968-74		Mark Keilar	1976-78	Dave Lewis	1987
	Jimmy Edwards	1979		Carl Lee	1983-93	Adam Walker	1987
	Tony Galbreath	1981-83		Adimchincobe Echemandu	2005	Travis Curtis	1989
	David Nelson	1984		#40	Players	Obafemi Ayanbadejo	1998-99
	Chuck Muncie	1985		Jack Morris	1961	Richard Owens	2005
	Steve Harris	1987		Tom Franckhauser	1962-63	Tony Richardson	2006-07
	Tony Truelove	1987		Preston Carpenter	1966	#50	Players
	Darryl Harris	1988		Charlie West	1968-73	Dick Grecni	1961
	Rick Bayless	1989		Windlan Hall	1976-77	Dick Hargrove	1967-70
	Tripp Welborne	1992		Doug Paschal	1980-81	Jeff Siemon	1972-82
	Shawn Jones	1993		Wayne Smith	1987	Dennis Fowlkes	1983-85
	Amp Lee	1994-96		Anthony Prier	1996-97	Randy Scott	1987
	Robert Green	1997		Jim Kleinsasser	1999-07	Ray Berry	1987-92
	Tony Darden	1998		#41	Players	Bobby Abrams	1993-94
	Anthony Bass	1999		Gene Johnson	1961	Jeff Brady	1995-97
	Onterio Smith	2003-04		Dave Osborn	1965-75	Antico Dalton	1999

	Pete Bercich	2000		Dontarrius Thomas	2004-07		Ed White	1969-77
	Patrick Chukwurah	2001-02	#55	Players	Years		Brent Boyd	1980-86
	Max Yates	2003-04		Cliff Livingston	1962		Brad White	1987
	Marquus Cooper	2006		John Campbell	1963-64		Chris Foote	1987-91
	Rod Davis	2005-06		Don Hansen	1966-67		Jeff Christy	1993-99
#51	Vinny Ciurciu	2007		Mike McGill	1968-70	#63	Everett Lindsay	2001-03
	Players	Years		Amos Martin	1972-76		Ryan Cook	2006-07
	Dave Tobey	1966-67		Scott Studwell	1977-90		Years	
	Hap Farber	1970		Jack Del Rio	1992-95		Jim Battle	1963
	Godfrey Zaunbrecher	1971-73		Darryl Talley	1996		Jim Vellone	1966-70
	Jim Hough	1978-86		Ron George	1997		Nick Bebout	1980
	Pete Najarian	1987		Bobby Houston	1998		Robert Cobb	1984
	David Howard	1987-89		Corey Miller	1999		Kirk Lowdermilk	1985-92
	Carlos Jenkins	1991-94		Ollrick Johnson	1999		Kurt Ploeger	1987
	Broderick Thomas	1995		Lemanski Hall	2000-02		Frank Cornish	1994
	Ben Hanks	1996		Greg Biekert	2002		Keith Alex	1995
	Rob Holmberg	1999		Chris Claiborne	2003-04		Isaac Davis	1998
	Mitch Palmer	2000		Sam Cowart	2005		Corbin Lacina	1999-02
	Lance Johnstone	2001-05		Billy Glenn	2006		Billy Conaty	2004
#52	Ben Leber	2006-07	#56	Players	Years		Brian Daniels	2007
	Players	Years		Mike Reilly	1969	#64	Players	Years
	Bill Lapham	1961		Wayne Meylan	1970		Mike Rabold	1961-62
	Bill Swain	1964		Carl Gersbach	1971-72		Milt Sunde	1964-74
	Noel Jenke	1971		Scott Anderson	1974, '76		Grant Feasel	1984-86
	Ron Porter	1973		David Huffman	1979-83		Mark Hanson	1987
	Bob Stein	1975		Malcolm Carson	1984		Ted Million	1987
	Whip Walton	1978		Bill Dugan	1984		Randall McDaniel	1988-99
	Joe Harris	1979		Chris Martin	1984		Michael Early	2002
	Dennis Johnson	1980-85		Chris Doleman	1985-93, '99		Anthony Herrera	2005-07
	Jim Dick	1987		Pete Bercich	1995-99	#65	Players	Years
	Randy Rasmussen	1987-89		Jim Nelson	2000-02		Gerry Huth	1961-63
	William Kirksey	1990		E.J. Henderson	2003-07		Steve Lawson	1973-75
	David Bavaro	1992	#57	Players	Years		Neil Elshire	1981
	Richard Brown	1994-96		Bill Jobko	1963-65		Charlie Johnson	1982-84
	Kailee Wong	1998-01		Doug Dumler	1976-77		Gary Zimmerman	1986-92
	Henri Crockett	2002-03		Paul Harris	1978		Mike Ruether	1994
	Keith Newman	2004-05		Derrel Luce	1979-80		Calvin Collins	2001
	Chad Greenway	2006-07		Robin Sendlein	1981-84		Jon Carman	2002
#53	Players	Years		Chris Martin	1987-88		Nat Dorsey	2004
	Mick Tingelhoff	1962-78		Mike Merriweather	1989-92		Jason Whittle	2006
	Henry Johnson	1980-83		William Sims	1994	#66	Players	Years
	James Spencer	1984		Dwayne Rudd	1997-00		Ken Peterson	1961
	Tim Meamber	1985		Raonall Smith	2002-05		Palmer Pyle	1964
	Jeff Schuh	1986	#58	Players	Years		Ken Byers	1964-66
	Steve Ache	1987		Rip Hawkins	1961-65		John Pentecost	1967
	Sam Anno	1987-88		Wally Hilgenberg	1968-79		Bookie Bolin	1968-69
	David Braxton	1989-90		Jim Langer	1980-81		Frank Gallagher	1973
	Richard Newbill	1990		Walker Lee Ashley	1983-88, '90		Andy Maurer	1974-75
	Ivan Ceasar	1991		Jimmy Williams	1990-91		Terry Tausch	1982-88
	Fred Strickland	1993		Ed McDaniel	1992-01		John Gerak	1993, '95-96
	Donald Jones	1994		Nick Rogers	2002-03	#67	Players	Years
	Tuineau Alipate	1995		Rod Davis	2004		Grady Alderman	1961-74
	Artie Ulmer	1997		Napoleon Harris	2005-06		Dennis Swilley	1977-83, '85-87
	Kivusama Mays	1998-99		David Herron	2007		Mike Teeter	1991
#54	Retired as Tingelhoff 11/25/01		#59	Players	Years		Rick Cunningham	1995
	Players	Years		Jim Leo	1961-62		Jay Humphrey	1999
	Karl Rubke	1961		Bob Lacey	1964		Anthony Herrera	2004
	Bob Schmitz	1966		Lonnie Warwick	1965-72		Melvin Fowler	2005
	Paul Faust	1967		Matt Blair	1974-85	#68	Players	Years
	Fred McNeill	1974-85		Fabray Collins	1987		Pete Perrault	1971
	Jesse Solomon	1986-89		Pete Najarian	1987		Roy Schmidt	1971
	Van Walters	1992		Mark Dusbabek	1989-92		Charles Goodrum	1972-79
	Bruce Holmes	1993		Ashley Sheppard	1993-95		Mel Mitchell	1980
	Dave Garnett	1993-94, '96		Dixon Edwards	1996-98		Curtis Rouse	1982-86
	Greg Briggs	1997		Corey Miller	1999		Kevin Webster	1987
	Artie Ulmer	1997		Craig Sauer	2000		Greg Koch	1987
	Antonio Wilson	2000-02		Fearon Wright	2001		John Addickes	1989
	Greg Biekert	2002-03		Antonio Wilson	2002		Paul Blair	1990
				Mike Nattiel	2003-04	#69	Players	Years
				Heath Farwell	2005-07		Mike Morris	1991-99
			#60	Players	Years		Arnold Simkus	1967
				Roy Winston	1962-76		Doug Sutherland	1971-80
				Matt Hernandez	1984		Robert Bastien	1982
				Ron Selesky	1987		Ruben Vaughan	1984
				Dan McQuaid	1988		Hasson Arubakrr	1984
				Al Baker	1988		Frank Ori	1987
				Mark Rodenhauser	1989		Wayne Jones	1987
				Adam Schreiber	1990-93		Todd Kalis	1988-93
				Reggie McElroy	1994		Ariel Solomon	1996
				Cory Withrow	1999-05		LeShun Daniels	1997
				Conrad Bolston	2007		Mike Malano	2002
			#61	Players	Years		Players	Years
				Larry Bowie	1962-68	#70	Jim Marshall	1961-79
				Wes Hamilton	1976-85		Retired as Marshall 11/28/99	
				Mike Turner	1987		Players	Years
				Everett Lindsay	1993-98	#71	Ed Culpepper	1961
				Lewis Kelly	2000-03		Doug Davis	1966-72
			#62	Players	Years		David Boone	1974
				Bob Denton	1961-64		Steve Niehaus	1979



Jack Del Rio

	John Vaila	1980	#79	Players	Years	Sammy White	1976-86
	Mark McDonald	1985-88		Jim Prestel	1961-65	Steve Finch	1987
	Derek Burton	1987		Chuck Arrobio	1966	Ryan Bethea	1988
	Ken Clarke	1989-91		Jerry Patton	1971	Brent Novoselsky	1989-94
	Bernard Daffney	1992		Lyman Smith	1978-79	Greg DeLong	1995-98
	David Dixon	1994-04		Doug Martin	1980-89	Jim Kleinsasser	1999
#72	Matt Mitrone	2005		Roosevelt Nix	1994	Andrew Jordan	1999-01
	Players	Years		Eric Moss	1997-98	D'Wayne Bates	2002-03
	Frank Youso	1961-62		Joe Phillips	1999	Jermaine Wiggins	2004-06
	Archie Sutton	1965-67		Jerry Wisne	2001	Players	Years
	John Ward	1970-75		Kenny Mixon	2002-04	Ray Poage	1963
	James White	1976-83		Toniu Fonoti	2005	Hal Bedsole	1964-66
	Ron Sams	1984		Artis Hicks	2006-07	Marlin McKeever	1967
	David Huffman	1985-90	#80	Players	Years	Tom Hall	1968-69
	Scott Adams	1991-93		Jim Boylan	1963	Al Danson	1971
	Jason Fisk	1995-98		John Henderson	1968-72	Rhett Dawson	1973
	Adam Haayer	2002, '04		Sam McCullum	1974-75	Keith Hartwig	1977
	Marcus Johnson	2005-07		Leonard Wallis	1976	Norris Brown	1983
#73	Players	Years		Henry Washington	1978	Mike Mularkey	1983-88
	Bill Bishop	1961		Terry LeCount	1979-84, '87	Willie Gillespie	1987
	Erroll Linden	1962-65		Jim Gustafson	1985-90	Clifton Eley	1987
	Jerry Shay	1966-67		Larry Brown	1987	Darryl Ingram	1989
	Ron Yary	1968-81		Keith Kidd	1987	Pat Newman	1990
	Neil Elshire	1982-86		Cris Carter	1990-01	Jake Reed	1991-99, '01
	Joe Stepanek	1987		Retired as Carter 9/14/03		John Davis	2000
	Stafford Mays	1987-88	#81	Players	Years	Kelly Campbell	2002
	Craig Wolfley	1990-91		Leon Clarke	1963	Nick Davis	2002-03
	Tom Rehder	1992		Carl Eller	1964-78	Robert Baker	2003
	Rory Graves	1993		Joe Senser	1979-84	Richard Angulo	2003-05
	Todd Steussie	1994-00		Anthony Carter	1985-93	Players	Years
	Brian Crawford	2001		Rickey Parks	1987	Gordon Smith	1961-65
	Adam Goldberg	2004-05		Chris Walsh	1994-02	John Beasley	1967-73
	Otis Grigsby	2007		Nate Burleson	2003-05	Clint Haslerig	1975
#74	Players	Years		Bethel Johnson	2006	Kevin Miller	1978-80
	Dave O'Brien	1963-64		Visanthe Shiancoe	2007	Leo Lewis	1981-91
	Mike Tillemann	1966	#82	Players	Years	Mike Tice	1992-93
	Steve Smith	1968-70		A.D. Williams	1961	Adrian Cooper	1994-95
	Larry Smiley	1973		Steve Stonebreaker	1962-63	Hunter Goodwin	1996-98
	Bart Buetow	1976-77		Jim Phillips	1965-67	Carlester Crumpler	1999
	Frank Myers	1978-80		Bob Goodridge	1968	Johnny McWilliams	2000
	Robert B. Smith	1985		Jim Lash	1973-76	Byron Chamberlain	2001-02
	Mike Stensrud	1986		Robert Steele	1979	Sean Berton	2003
	Mike McCurry	1987		Bob Bruer	1980-84	Marcus Robinson	2004-05
	Brian Habib	1989-92		Carl Hilton	1986-89	Players	Years
	Orlando Bobo	1997-98		Ron Daugherty	1987	Fred Murphy	1961
	Brad Badger	2000-01		Mike Alonzo Jones	1990-91	Alan Page	1967-78
	Bryant McKinnie	2002-07		Danta Whitaker	1992	Mardy McDole	1981-83
#75	Players	Years		Qadry Ismail	1993-96	Don Hasselbeck	1984
	Pat Russ	1963		Andrew Glover	1997-99	Billy Waddy	1984
	Howard Simpson	1964		Troy Walters	2000-01	Buster Rhymes	1985-87
	Mike Bunda	1964		Derrick Alexander	2002	Marc May	1987
	Bob Breitenstein	1967		Keenan Howry	2003-05	Retired as Page 9/25/88	
	Bob Lurtsema	1971-76		Troy Williamson	2006-07		
	Randy Holloway	1978-84	#83	Players	Years		
	Keith Millard	1985-91		Don Joyce	1961		
	Bernard Daffney	1983-94		Don Hultz	1963		
	Chris Hinton	1995		John Powers	1966		
	James Manley	1996-97		Stu Voigt	1970-80		
	Matt Birk	1998-99		Steve Jordan	1982-94		
	Joe Phillips	1999		Andrew Jordan	1994		
	Mike Rosenthal	2003-06		Mike Tice	1995		
	Chase Johnson	2007		David Frisch	1996		
#76	Players	Years		Robert Tate	1997-99		
	Paul Dickson	1961-70		Joey Kent	2000		
	Joe Jackson	1977		Nate Jacquet	2000-01		
	Bob Lingenfelter	1978		Hunter Goodwin	2002-03		
	Dave Roller	1979-80		Jeff Dugan	2004-07		
	Tim Irwin	1981-93	#84	Players	Years		
	Scott Dill	1996-97		Dave Middleton	1961		
	Chris Liwienski	1998-05		Charley Ferguson	1962		
	Steve Hutchinson	2006-07		Oscar Donahue	1962		
#77	Players	Years		Gene Washington	1967-72		
	Lebron Shields	1961		Carroll Dale	1973		
	Gary Larsen	1965-74		Steve Craig	1974-78		
	Mark Mullaney	1975-87		Sam McCullum	1982-83		
	Al Baker	1988		Dwight Collins	1984		
	Brad Culpepper	1992-93		Jay Carroll	1985		
	Korey Stringer	1995-00		Hassan Jones	1986-92		
	Retired as Stringer 11/19/01			James Brim	1987		
#78	Players	Years		Eric Guilford	1993-94		
	Steve Riley	1974-84		Tony Bland	1996-97		
	John Scardina	1987		Randy Moss	1998-04		
	Mike Hartenstine	1987		Aundrae Allison	2007		
	William Gay	1988	#85	Players	Years		
	Barry M. Bennett	1988		Bob Schnelker	1961		
	Lorenzo Freeman	1992		Tom Adams	1962		
	Chris Hinton	1994		Paul Flatley	1963-67		
	Bob Sapp	1997-98		John Hilton	1971		
	Matt Birk	1999-07		Gary Bailman	1973		
				John Holland	1974		



Jerry Reichow

#89	Players	Years
	Jerry Reichow	1961-64
	Billy Martin	1968
	Kent Kramer	1969-70
	Robert Brown	1971
	Doug Kingsriter	1973-75
	Doug Cunningham	1979
	Ken Sanders	1980-81
	Harold Jackson	1982
	Mike Anthony Jones	1983-85
	Ed Schenk	1987
	Greg Richardson	1987-88
	Paul Coffman	1988
	Jarro Delaney	1989
	Ira Hillary	1990
	Terry Obee	1991

VIKINGS ALUMNI

Players must be on active roster for one game to qualify

AAA

50	Abrams, Bobby, LB, Michigan	1993-94
53	Ache, Steve, LB, SW Missouri	1987
72	Adams, Scott, G, Georgia	1991-93
7	Adams, Tom, WR, Minn.-Duluth	1962
8	Adams, Tony, QB, Utah State	1987
68	Addicks, John, C, Baylor	1989
67	Alderman, Grahdy, T, Detroit	1961-74
63	Alex, Keith, G, Texas A&M	1995
90	Alexander, Derrick, DE, Florida St.	1995-96
62	Alexander, Derrick, WR, Michigan	2002
53	Alpate, Tunesau, LB, Washington St.	1995
25	Allen, Nate, DB, Texas Southern	1976-79
21	Allen, Terry, RB, Clemson	1991-94
84	Allison, Andrea, WR, East Carolina	2007
7	Anderson, Morten, K, Michigan St.	2004
46	Anderson, Alfred, RB, Baylor	1984-91
1	Anderson, Gary, K, Syracuse	1998-02
56	Anderson, Scott, C, Missouri	1974, 1976
86	Angulo, Richard, TE, West. New Mex.	2003-05
53	Anno, Sam, LB, USC	1987-88
2	Araguz, Leo, P, Stephen F. Austin	2003
69	Artuback, Hassan, DE, Texas Tech	1984
79	Arbuck, Chuck, T, USC	1966
58	Ashley, Walker Lee, LB, Penn St.	1963-68
45	Athas, Pevy, CB, Tennessee	1975
33	Avery, John, RB, Mississippi	2003
49	Ayabadejo, Obalemi, FB, San Diego St.	1998-99

B B B

74	Badger, Brad, G, Stanford	2000-01
77/80	Baker, Al, DE, Colorado State	1988
28	Baker, Rashad, S, Tennessee	2006
86	Baker, Robert, WR, Auburn	2003
37	Baldwin, Randy, RB, Mississippi	1991
96	Ball, Jerry, DT, SMU	1997-99
85	Ballman, Gary, TE, Michigan St.	1973
30	Banks, Antonio, S, Virginia Tech	1998-00
92	Barker, Roy, DT, NC Carolina	1992-95, 96
33	Barnes, Bill, RB, Wake Forest	1965-66
23	Barnes, Tomur, CB, North Texas	1996
42	Barnett, Harkon, S, Michigan St.	1995-96
32/36	Bass, Anthony, DB, Bethune-Cookman	1998-99

85	Bates, D'Wayne, WR, Northwestern	2002-03
63	Battle, Jim, G, Southern Illinois	1963
52	Bavaro, David, LB, Syracuse	1992
32	Bayless, Rick, RB, Iowa	1989
47	Baylort, Tim, S, Morgan State	1979-80
27	Beamon, Aury, S, East Texas St.	1975-76
87	Beasley, John, TE, California	1967-73
63	Bebout, Nick, T, Wyoming	1980
86	Bedsloe, Hal, TE, USC	1964-66
33	Bell, Rick, RB, St. John's, (Minn.)	1983
78	Bennett, Barry, DE, Concordia	1988
1	Bennett, Barry S., P, Quachita Baptist	1974
2	Bennett, Darren, P, no college	2004-05
23	Bennett, Michael, RB, Wisconsin	2001-05
56/50	Berlich, Pete, LB, Notre Dame	1995-00
17	Berger, Mitch, P, Colorado	1996-01
17	Berry, Bob, QB, Oregon	1965-67, 73-76
50	Berry, Ray, LB, Baylor	1987-92
45/87/44	Bertson, Sean, TE, North Carolina St.	2003-04

21	Bess, Rufus, CB, So. Carolina St.	1962-67
65	Bethea, Ryan, WR, South Carolina	1988
55/54	Biekert, Greg, LB, Colorado	2002-03
75/78	Birk, Matt, C, Harvard	1998-07
73	Bishop, Bill, DT, North Texas St.	1961
12	Bishop, Keith, QB, Wheaton	1987
21	Blahak, Joe, CB, Nebraska	1974-75; 1977
59	Blair, Matt, LB, Iowa State	1974-85
68	Blair, Paul, T, Oklahoma State	1990
18/84	Bland, Tony, WR, Florida A&M	1996-98
20	Blue, Greg, S, Georgia	2006
74	Bobo, Orlando, G, NE Louisiana	1997-98
96	Boreau, Michael, DE, Miami (FL)	2000
66	Bolin, Brooke, G, Mississippi	1968-69
9	Bollinger, Bookies, QB, Wisconsin	2006-07
60	Bolston, Conrad, DT, Maryland	2007
13	Bono, Steve, QB, UCLA	1985-86
71	Boone, David, DE, East Michigan	1974
8	Boone, Todd, QB, St. Cloud State	1997-02
61	Bowie, Larry, G, Purdue	1962-68

62	Boyd, Brent, G, UCLA	1980-86
36	Boyd, Malik, CB, Southern	1994
80	Boylan, Jim, WR, Washington St.	1963
26	Bradford, Ronnie, S, Colorado	2002
50	Brady, Jeff, LB, Kentucky	1995-97
61	Bramlett, Don, DT, Carson-Newman	1987
53	Braxton, David, LB, Wake Forest	1989-90
75	Breitenstein, Bob, T, Tulsa	1967
42	Brewer, Jack, S, Minnesota	2002-03
4	Brien, Doug, K, California	2002
43/34	Briggs, Greg, S, Texas Southern	1997-98
84	Brim, James, WR, Wake Forest	1987
44	Brim, Michael, CB, Virginia Union	1989-90
6	Brister, Bubby, QB, NE Louisiana	2000
28	Britt, Charlie, S, Georgia	1964
91	Bromell, Lorenzo, DE, Clemson	2002
30	Brown, Bill, RB, Illinois	1962-74
22	Brown, Ivory Lee, RB, Ark.-Pine Bluff	1993
80	Brown, Larry, WR, Mankato State	1967
86	Brown, Norris, TE, Georgia	1983
33	Brown, Ralph, CB, Nebraska	2004-05
52	Brown, Richard, LB, San Diego St.	1994-96
89	Brown, Robert, TE, Alcorn A&M	1971-86
23	Brown, Ted, RB, North Carolina St.	1979-86
24	Brown, Terry, S, Oklahoma St.	1972-75
47	Browner, Joey, S, USC	1983-91
62	Bruer, Bob, TE, Mankato State	1980-84
24	Brune, Larry, S, Rice	1980
13	Bruno, Dave, P, Moraine Valley	1987
20	Bryant, Bobby, CB, South Carolina	1967-80
94	Bryant, Tim, LB, So. Mississippi	1987
74	Buetow, Bart, T, Minnesota	1976-77
75	Bundra, Mike, DT, USC	1966
91	Burrough, John, DE, Wyoming	1999-00
71	Burton, Derek, T, Oklahoma St.	1987
81	Burleson, Nate, WR, Nevada	2003-05
22	Butler, Billy, S/RB, Tenn.-Chattanooga	1962-64

31	Butler, Duane, S, Illinois State	1997-98
66	Byers, Ken, G, Cincinnati	1964-66

C C C

53	Caesar, Ivan, LB, Boston College	1991
23	Caleb, Jamie, RB, Grambling	1961
23	Calland, Lee, CB, Louisville	1963-65
55	Campbell, John, LB, Minnesota	1963-64
16	Campbell, Kelly, WR, Georgia Tech	2002-04
17	Cappleman, Bill, QB, Florida St.	1970
65	Carman, Jon, T, Georgia Tech	2002
40	Carpenter, Preston, TE, Arkansas	1966
36	Carpenter, Ron, S, Miami (Ohio)	1993
84	Carroll, Jay, TE, Minnesota	1985
81	Carter, Anthony, WR, Michigan	1985-93
80	Carter, Cris, WR, Ohio State	1990-01
21	Carter, Dale, CB, Tennessee	2001
11	Carter, Jason, WR, Texas A&M	2000-01
22/37	Carter, Tyrone, S, Minnesota	2006-05
56	Carson, Malcolm, G, Tenn.-Chatt.	1984
44	Casper, Dave, TE, Notre Dame	1983
48/89	Cercone, Matt, TE, Arizona St.	2000-02
87	Chamberlain, Byron, TE, Wayne St.	2001-02
23/34	Chapman, Doug, RB, Marshall	2000-03
25	Charles, John, S, Purdue	1970
21	Chavous, Corey, S/CB, Vanderbilt	2002-05
16	Chealander, Hal, QB, Mississippi St.	1974
36	Christopherson, Jim, K/LB, Concordia	1962
62	Christy, Jeff, C, Pittsburgh	1993-99
50	Chukwurah, Patrick, LB/DE, Wyoming	2001-02
50	Clurck, Vinny, LB, Boston College	2007
12	Clabo, Neil, P, Tennessee	1975-77
55	Clabome, Chris, LB, USC	2003-04
33	Clark, Jesse, RB, Arkansas	1989-90
89	Clark, Kenny, WR, Central Florida	2003-04
71	Clarke, Ken, DT, Syracuse	1989-91
81	Clarke, Leon, WR, USC	1963
92	Clemens, Duane, DE, California	1996-99
26	Cobb, Marvin, S, USC	1980
63	Cobb, Robert, DE, Texas	1984
89	Coffman, Paul, TE, Kansas St.	1988
92	Cole, Colin, DT, Iowa	2003
37	Coleman, Al, CB, Tennessee St.	1967
91	Coleman, Dan, DE, Murray St.	1987
8	Coleman, Greg, P, Florida A&M	1978-87
99/93	Colinet, Stalín, DE, Boston College	1997-99, '01

65	Collins, Calvin, G, Texas A&M	2001
84	Collins, Dwight, WR, Pittsburgh	1984
59	Collins, Fabray, LB, So. Illinois	1987
43	Colter, Jeff, CB, Kansas	1984
63	Conaty, Billy, C, Virginia Tech	2004
62	Cook, Ryan, T, New Mexico	2006-07
20	Coops, Kerry, S, Iowa	1998
7	Cooper, Adrian, TE, Oklahoma	1994-95
50	Cooper, Marquis, LB, Washington	2006
63	Cornish, Frank, C, UCLA	1994
1	Cortez, Jose, K, Oregon State	2003-04
95	Council, Keith, DE, Hampton	1999
55	Cowart, Sam, LB, Florida State	2005
14	Cox, Fred, K, Pittsburgh	1963-77
33	Craig, Roger, RB, Nebraska	1992-93
84	Craig, Steve, TE, Northwestern	1974-78
73	Crawford, Brian, T, Western Oregon	2001
82	Crockett, Henri, LB, Florida State	2002-03
57	Crumpler, Carlester, TE, E. Carolina	1999
77	Culpeper, Brad, DT, Florida	1992-93
12/11	Culpepper, Daunte, QB, Central Florida	1999-05

71	Culpeper, Ed, DT, Alabama	1961
89	Cunningham, Doug, WR, Rice	1979
7	Cunningham, Randall, CB, UNLV	1997-99
67	Cunningham, Rick, T, Texas A&M	1995
15	Cuzzo, Gary, QB, Virginia	1968-71
49	Curtis, Travis, S, West Virginia	1989

D D D

71/75	Dahney, Bernard, G, Tennessee	1992-94
84	Dale, Carroll, WR, Virginia Tech	1973
50	Dalton, Antonio, LB, Hampton	1999
63	Daniels, Brian, G, Colorado	2007
69	Daniels, LeShun, G, Ohio State	1997
7	Dannleier, Rick, K, Sioux Falls	1977-83
32/25	Darden, Tony, CB, Texas Tech	1998
82	Daugherly, Ron, WR, Northeastern	1987
34	Davis, Brian, CB, Nebraska	1994
71	Davis, Doug, T, Kentucky	1966-72
5	Davis, Greg, K, The Citadel	1997
63	Davis, Isaac, G, Arkansas	1998
86	Davis, John, TE, Emporia St.	2000
17/86	Davis, Nick, WR, Wisconsin	2002-03
58/50	Davis, Rod, LB, Southern Miss.	2004-06
4	Dawson, Dale, K, E. Kentucky	1987
86	Dawson, Rhett, WR, Florida St.	1973
24	Dean, Ted, S, Wichita	1964
55	DeJ, Rick, LB, USC	1992-95
89	Delaney, Jarrod, WR, TCU	1989
85	DeLong, Greg, TE, North Carolina	1995-98
27	Demery, Calvin, WR, Arizona St.	1972
28	Denny, Earl, RB, Missouri	1967-68
86	Denson, Al, WR, Florida A&M	1971
62	Denton, Bob, DE, Pacific	1961-84
27	Derby, Dean, DB, Washington	1961-62
25	Devine, Kevin, CB, California	1999
52	Dick, Jim, LB, North Dakota St.	1987
66	Dickson, Paul, DT, Baylor	1961-70
76	Dill, Scott, T, Memphis	1996-97
25	Dillon, Terry, CB, Montana	1963
12	Dis, Steve, QB, Stanford	1979-84
25	Dishman, David, CB, Purdue	2000
71	Dixon, Chris, G, Arizona St.	1994-04
56	Dolan, Chris, DE/LB, Pittsburgh	1963-93; 99
84	Donahue, Oscar, WR, San Jose	1962
65	Dorsey, Nat, T, Georgia Tech	2004
21	Doss, Mike, S, Ohio State	2007
42	Dozier, D.J., RB, Penn State	1987-91
48	Dozier, Ukeo, CB, Minnesota	2005
56	Dugan, Bill, G, Penn State	1984
83	Dugan, Jeff, TE, Maryland	2004-07
55	Dumler, Doug, C, Nebraska	1976-77
59	Dusbabek, Mark, LB, Minnesota	1989-92

E E E

64	Early, Michael, G, Norfolk State	2002
3	Echemandu, Adimchinobe, RB, California	2005
1	Edinger, Paul, K, Michigan St.	2005
27	Edwards, Brad, S, South Carolina	1968-69
59	Edwards, Dixon, LB, Michigan St.	1995-98
36	Edwards, Dwayne, CB, N.C. State	2005-06
32	Edwards, Jimmy, RB, NE Louisiana	1979
91	Edwards, Ray, DE, Purdue	2006-07
24	Eilers, Pat, S, Notre Dame	1990-91

11	Elschied, Mike, P. Upper Iowa	1972-74
86	Eley, Clifton, TE, Mississippi St.	1987
81	Eller, Carl, DE, Minnesota	1964-78
8	Elling, Aaron, K, Wyoming	2003-04
55/73	Elishire, Neil, DE, Oregon	1981-86
47	Emmanuel, Charles, S, W. Virginia	1997
6	Epstein, Hayden, K, Michigan	2002
29	Evans, Charles, RB, Clark	1993-98
26	Evans, David, CB, Cent. Arkansas	1986-87
90	Evans, Fred, DT, Texas St.-San Marcos	2007
31	Everett, Eric, CB, Texas Tech	1992

FFF

51	Farber, Hap, LB, Mississippi	1970
59	Farwell, Heath, LB, San Diego St.	2005-07
35	Fason, Clatrick, RB, Florida	2005-06
54	Faust, Paul, LB, Minnesota	1967
91	Fears, Willie, DT, Northwestern St.	1990
64	Feasel, Grant, T, Abilene Christian	1984-86
31	Fenney, Rick, FB, Washington	1987-91
35	Ferguson, Bob, RB, Ohio State	1963
84	Ferguson, Charley, WR, Tennessee St.	1962
89	Ferguson, Robert, WR, Texas A&M	2007
11	Fiedler, Jay, QB, Dartmouth	1998
85	Finch, Steve, WR, Elmhurst	1987
72	Fisk, Jason, DT, Stanford	1995-98
29	Fitzgerald, Jamie, CB, Idaho St.	1987
37	Fitzgerald, Mike, CB, Iowa St.	1986-87
55	Flatley, Paul, WR, Northwestern	1963-67
79	Fonoti, Toniui, G, Nebraska	2005
62	Foot, Chris, C, USC	1987-91
44	Foreman, Chuck, RB, Miami (Fla.)	1973-79
67	Fowler, Melvin, C, Maryland	2005
50	Fowlkes, Dennis, LB, West Virginia	1983-85
37	Frampton, Eric, S, Washington State	2007
40	Frankhauser, Tom, S, Purdue	1962-63
37	Frank, Donald, CB, Winston-Salem	1995
22	Freeman, Steve, S, Mississippi	1987
12	Fretotte, Gus, QB, Tulsa	2003
83	Frisch, David, TE, Colorado State	1996
37	Frye, Phil, RB, California Lutheran	1987
27	Fuller, Corey, CB, Florida State	1995-98
29	Fullington, Darrell, S, Miami (Fla.)	1988-90

G.G.

32	Galbreath, Tony, RB, Missouri	1981-83
66	Gallagher, Frank, G, North Carolina	1973
6	Gallery, Jim, K, Minnesota	1990
28	Gallishaw, Laroni, CB, Murray St.	2005
90	Galvin, John, LB, Boston College	1989
16	Gannon, Rich, CB, Delaware	1987-92
2	Garcia, Teddy, K, NE Louisiana	1989
54	Garnett, David, LB, Stanford	1993-94/96
92	Garnett, Winfield, DT, Ohio State	2001
44	Gault, Billy, CB, Texas Christian	1961
78	Gay, William, DE, USC	1988
3	George, Jeff, QB, Illinois	1999
55	George, Ron, LB, Stanford	1997
46/66	Gerak, John, TE/G, Penn St.	1993-96
56	Gersbach, Carl, LB, West Chester	1971-72
86	Gilesipe, Willie, WR, Tenn.-Chattanooga	1987

42	Gilliam, John, WR, South Carolina St.	1972-75
55	Glenn, Jason, LB, Texas A&M	2006
25	Glenn, Vencie, S, Indiana St.	1992-94
82	Glover, Andrew, TE, Grambling	1997-99
94	Goff, Robert, DT, Auburn	1996
73	Goldberg, Adam, G, Wyoming	2004-05
62	Goodridge, Bob, WR, Vanderbilt	1968
68	Goodman, Charles, G, Florida A&M	1972-78
87/83	Goodwin, Hunter, TE, Texas A&M	1996-98/02-03

41	Gordon, Charles, CB, Kansas	2006-07
31	Graham, Scottie, RB, Ohio St.	1993-96
73	Graves, Rory, T, Ohio State	1993
23	Gray, Torrian, S, Virginia Tech	1997-98
50	Greco, Dick, LB, Ohio	1961
32	Green, Robert, RB, William & Mary	1997
25	Greene, Marcellus, CB, Arizona	1984
52	Greenway, Chad, LB, Iowa	2006-07
23	Griffin, Cedric, CB, Texas	2006-07
24	Griffith, Robert, S, San Diego St.	1994-01
73	Grigsby, Otis, DE, Kentucky	2007
27/26	Grim, Bob, WR, Oregon St.	1957-71/76-77
47	Groce, Ron, RB, Macalester	1976
41	Guggemos, Neal, DB, St. Thomas	1986-87

84	Guillford, Eric, WR, Arizona State	1993-94
80	Gustafson, Jim, WR, St. Thomas	1985-90

HHH

72	Haayer, Adam, T, Minnesota	2002, 04
91/74	Habib, Brian, G, Washington	1988-92
49	Hackbart, Dale, S, Wisconsin	1966-70
90	Haines, John, DT, Texas	1984
28	Haley, Dick, WR, Pittsburgh	1961
55	Hall, Lemanski, LB, Alabama	2000-02
23	Hall, Steven, S, Kentucky	1996
86/28	Hall, Tom, WR, Minnesota	1964-66/68-69
40	Hall, Windlan, S, Arizona St.	1976-77
61	Hamilton, Wes, G, Tulsa	1976-85
23	Hammonds, Shelly, CB, Penn St.	1995
25	Hampton, Alonzo, CB, Pittsburgh	1990
51	Hanks, Ben, LB, Florida	1996
45	Hannon, Tom, S, Michigan St.	1977-84
55	Hansen, Don, LB, Illinois	1966-67
63	Hanson, Mark, G, Mankato St.	1987
50	Hargrove, Jim, LB, Howard Payne	1967-70
36	Harell, Sam, RB, E. Carolina	1980-82/87
35	Harris, Bill, RB, Colorado	1969-70
32	Harris, Darryl, RB, Arizona St.	1988
99	Harris, James, DE, Temple	1993-95
52	Harris, Joe, LB, Georgia Tech	1979
44	Harris, John, S, Arizona St.	1985-86
58	Harris, Napoleon, LB, Northwestern	2005-06

57	Harris, Paul, LB, USC	1978
90	Harris, Robert, DE, Southern	1992-94
32	Harris, Steve, RB, Northern Iowa	1987
95/91	Hamson, Martin, DE, Washington	1994-96/99
48	Harrison, Todd, TE, North Carolina St.	1993
78	Hartenstine, Mike, DT, Penn State	1987
86	Hartwig, Keith, WR, Arizona	1977
87	Haslerig, Clint, WR, Michigan	1987
88	Hassebeck, Don, TE, Colorado	1984
89/19	Hatchetta, Matthew, WR, Langston	1997-00
57	Hawkins, Mike, CB, Oklahoma	2006
48	Harrison, Rip, LB, North Carolina	1961-85
44	Hayden, Leo, RB, Ohio State	1971
32	Hayes, Ray, RB, Cent. Oklahoma	1961
90	Hazuga, Jeff, DE, Wisconsin-Stout	2001
56	Henderson, E.J., LB, Maryland	2003-07
30	Henderson, John, WR, Michigan	1968-72
30	Henderson, Keith, RB, Georgia	1992
24	Henderson, Wymon, CB, UNLV	1987-88
60	Hernandez, Matt, T, Purdue	1984

67/64	Herrera, Anthony, G, Tennessee	2004-07
58	Herron, David, LB, Michigan State	2007
79	Hicks, Art, G, Memphis	2006-07
58	Hillington, Wally, LB, Iowa	1968-79
43	Hill, Gary, S, USC	1965
10	Hill, King, P-QB, Rice	1968
12/13	Hill, Shaun, QB, Maryland	2002-05
89	Hilliary, Ira, WR, South Carolina	1990
82	Hilton, Carl, TE, Houston	1986-89
85	Hilton, John, TE, Richmond	1970
98	Hinkle, George, DT, Arizona	1992
75/78	Hinton, Chris, T, Northwestern	1994-95
37	Hitchcock, Jimmy, CB, North Carolina	1998-99
18	Hoag, Ryan, WR, Gustavus Adolphus	2004
44	Hoard, Leroy, RB, Michigan	1996-99
13	Holcomb, Kelly, QB, Middle Tenn. St.	2007

93	Holland, Darius, DT, Colorado	2002
85	Holland, John, WR, Tennessee St.	1974
75	Holloway, Randy, DE, Pittsburgh	1978-84
51	Holmberg, Rob, LB, Penn State	1999
54	Holmes, Bruce, LB, Minnesota	1993
30	Holt, Issiac, CB, Alcorn State	1985-89
51	Hough, Jim, G, Utah State	1978-86
55	Houston, Bobby, LB, North Carolina St.	1998
99	Houston, Chris, DT, Boston College	2000-04
24	Howard, Bryan, S, Tennessee St.	1982
51/59	Howard, David, LB, Long Beach St.	1985-89
91	Howard, Willie, DL, Stanford	2001-02
92	Howell, Leroy, DT, Appalachian St.	1986
82	Howry, Keenan, WR, Oregon	2003-05
56/72	Huffman, David, G/T, Notre Dame	1979-83/85-90
63	Hultz, Don, DE, Southern Miss.	1963
25/31	Hunter, Will, S, Syracuse	2005-06
57	Humphrey, Jay, T, Texas	1999
76	Hutchinson, Steve, G, Michigan	2006-07
65	Huth, Gary, G, Wake Forest	1961-63



David Huffman

III

4	Igwebuike, Donald, K, Clemson	1990
86	Ingram, Darryl, TE, California	1989
22	Irvin, Ken, CB/S, Memphis	2003-05
76	Irwin, Tim, T, Tennessee	1981-93
82	Ismail, Qadry, WR, Syracuse	1993-96
37	Israel, Ron, DB, Notre Dame	2003

JJJ

25	Jackson, Alfred, CB, San Diego St.	1995-96
89	Jackson, Harold, WR, Colorado	1982
76	Jackson, Joe, DT, New Mexico St.	1977
7	Jackson, Tarvaris, QB, Alabama St.	2006-07

83	Jacquet, Nate, WR, San Diego St.	2000-01
89/13	James, Cedric, WR, TCU	2002
47	James, Dick, RB, Oregon	1965
99	James, Erasmus, DE, Wisconsin	2005-07
52	Janke, Noel, LB, Minnesota	1971
51	Jenkins, Carlos, LB, Michigan St.	1991-94
28	Jenkins, Izel, CB, North Carolina St.	1993
57	Jobko, Bill, LB, Ohio State	1963-65
81	Johnson, Bethel, WR, Texas A&M	2006
14	Johnson, Brad, QB, Florida St.	1992-98, 05-06

65	Johnson, Charlie, NT, Colorado	1982-84
75	Johnson, Chase, T, Wyoming	2007
35	Johnson, Chris, S, San Diego St.	1996
52	Johnson, Dennis, LB, USC	1980-85
4	Johnson, Eddie, P, Idaho State	2003
41	Johnson, Gene, S, Cincinnati	1961
53	Johnson, Henry, LB, Georgia Tech	1980-83
89	Johnson, Joe, WR, Notre Dame	1992
22	Johnson, Ken, S, Florida A&M	1989-90
12	Johnson, Lee, P, BYU	2001
72	Johnson, Marcus, T, Mississippi	2005-07
55	Johnson, Orlick, LB, Florida A&M	1999
48	Johnson, Sammy, RB, North Carolina	1976-78
97	Johnson, Spencer, DT, Auburn	2004-07
51	Johnstone, Lance, DE, Temple	2001-05
15	Jones, Chris, WR, Jackson St.	2005
26	Jones, Clinton, RB, Michigan St.	1967-72
84	Jones, Henry, WR, Florida St.	1986-92
21	Jones, Hesson, S, Illinois	2001
82	Jones, Mike A., TE, Tennessee St.	1983-85
89	Jones, Mike L., WR, Texas A&M	1990-91
31	Jones, Rushen, CB, Vanderbilt	2003-04
32	Jones, Shawn, S, Georgia Tech	1993
69	Jones, Wayne, T, Utah	1987
65/43/83/89	Jordan, Andrew, TE, Western Carolina	1994-97/99-01

22	Jordan, Jeff, S, Tulsa	1965-67
83	Jordan, Steve, TE, Brown	1982-94
83	Joyce, Don, DE, Tulane	1961

KKK

89	Kalis, Todd, G, Arizona State	1988-93
11	Kapp, Joe, QB, California	1967-69
3	Karlis, Rich, K, Cincinnati	1989
29	Kassulke, Karl, DB, Drake	1963-72
39	Kellar, Mark, RB, No. Illinois	1976-78
25	Kelly, Eric, CB, Kentucky	2001-03
61	Kelly, Lewis, T/G, South Carolina St.	2001-03

83	Kent, Joey, WR, Tennessee	2000	84/80 McCullum, Sam, WR, Montana St.	1974-75; 82-83	90	Northern, Gate, DE/LB, LSU	2000	
43	Kings, Brady, CB, Colorado St.	1967			85	Novoselsky, Brent, TE, Pennsylvania	1989-94	
40	Kidd, Keith, WR, Arkansas	1987			Q O O			
95	Killings, Cedric, DT, Carson-Newman	2002-03	74	McCurry, Mike, G, Indiana	1987	89	O'Bea, Terry, WR, Oregon	1991
24	King, Phil, RB, Vanderbilt	1965-66	58	McDaniel, Ed, LB, Clemson	1992-91	74	O'Brien, Dave, G, Boston Coll.	1963-64
89	Kingsriter, Doug, TE, Minnesota	1973-75	64	McDaniel, Randall, G, Arizona St.	1988-89	96	O'Neal, Andre, LB, Marshall	2001
36	Kirby, John, LB, Nebraska	1964-68	84	McDole, Marcy, WR, Mississippi St.	1961-63	7	O'Sullivan, J.T., UC-Davis	2005
5	Kluwe, James, P, UCLA	1993-95	34	McDonald, Ramos, CB, New Mexico	1999-99	24	Offord, Willie, S, South Carolina	2002-05
52	Kluzewski, William, LB, Southern Miss.	1990	39	McHenry, Hugh, RB, Washington	1961-62	69	Orin, Frank, G, Northern Iowa	1987
40/85	Kleinasser, Chris, TE/FB, No. Dakota	1999-07	60	McElroy, Reggie, T, West Texas St.	1994	31	Osborne, Clancy, LB, Arizona St.	1961-62
5	Kluwe, James, P, UCLA	2005-07	55	McGill, Mike, LB, Notre Dame	1968-70	41	Osborn, Dave, RB, North Dakota	1965-75
25	Knoff, Kurt, S, Kansas	1979-82	37	McGriggs, Lamar, S, West. Illinois	1993-94	89/49/45	Owens, Richard, TE, Louisville	2004-06
68	Koch, Greg, G, Arkansas	1987	86	McKeever, Marlin, TE, USC	1967	P P P		
66	Koldziej, Ross, Wisconsin	2006	74	McKinnie, Bryant, T, Miami (Fla.)	2002-07	88	Page, Alan, DT, Notre Dame	1967-78
26	Kosens, Terry, S, Hofstra	1963	9	McMahon, Jim, QB, BYU	1993	22	Palmer, David, WR/RB, Alabama	1994-00
89	Kramer, Kent, TE, Minnesota	1969-70	26	McMillan, Audray, CB, Houston	1969-93	51	Palmer, Mitch, LS, Colorado St.	2000
9	Kramer, Tommy, OG, Rice	1977-89	12	McMullen, Billy, WR, Virginia	2006	27	Parker, Anthony, CB, Arizona St.	1992-94
22	Krause, Paul, S, Iowa	1968-79	12	McNeil, Tom, P, Stephen F. Austin	1970	81	Parke, Rokeby, WR, Ark.-Pine Bluff	1980
5	Krueger, Todd, QB, Northern Michigan	1987	54	McNeil, Fred, LB, UCLA	1974-85	40	Paschal, Doug, RB, North Carolina	1967-81
L L L			60	McQuaid, Dan, T, UNLV	1988	79	Patton, Jerry, DT, Nebraska	1971
59	Lacey, Bob, C, North Carolina	1964	32	McWaters, Bill, RB, North Texas	1964	95	Paup, Bryce, DE, Northern Iowa	2000
63	Lacina, Corbin, G, Augusta	1999-02	87	McWilliams, Johnny, TE, USC	2000	31	Payton, Eddie, RB, Jackson St.	1980-82
21	Lamson, Chuck, S, Wyoming	1962-63	53	Meambar, Tim, LB, Washington	1985	24	Pearson, Jayce, S, Washington	1993
58	Langer, Jim, C, South Dakota St.	1980-81	18	Mercur, Mike, G, Arizona St.	1961-62	66	Perencec, John, G, UCLA	1967
52	Lapham, Bill, C, Iowa	1961	57	Merrweather, Mike, LB, Pacific	1989-92	61	Perreault, Pete, G, Long Beach St.	1971
77	Larsen, Gary, DT, Concordia	1965-74	56	Meylan, Wayne, LB, Nebraska	1987	38	Perry, Jason, S, North Carolina St.	2002
82	Lash, Jim, WR, Northwestern	1973-76	98	Mioch, Phil, DE, Wis.-Platteville	1960	22	Pesonon, Dick, CB, Minn.-Duluth	1961
65	Lawson, Steve, G, Kansas	1973-75	21	Michel, Tom, RB, East Carolina	1964	28	Peterson, Adrian, RB, Oklahoma	2007
51	Lebar, Ben, LB, Kansas State	2006-07	84	Middleton, Dave, WR, Auburn	1961	66	Peterson, Ken, C, Utah	1961
80	LeCount, Terry, WR, Florida	1979-83; '87	75	Millard, Keith, DT, Washington St.	1965-91	28	Phillips, Anthony, CB, Texas A&M-Kingsville	1998
32	Lee, Amp, RB, Florida State	1994-96	55/59	Miller, Corey, LB, South Carolina	1999	30	Phillips, Bobby, RB, Virginia Union	1995
19	Lee, Bob, QB/P, Pacific	1969-72; 75-78	87	Miller, Kevin, WR, Louisville	1978-80	82	Phillips, Jim, WR, Auburn	1965-67
39	Lee, Carl, CB, Marshall	1983-93	5	Miller, Larry, OG, Northern Iowa	1987	75/79/91	Phillips, Joe, DT, SMU	1986; '99
59	Leo, Jim, DE, Cincinnati	1961-62	35	Miller, Robert, RB, Kansas	1975-80	22	Pinner, Artose, RB, Kentucky	2006
31	Lesler, Darrell, RB, McNeese St.	1964	14	Miller, Romaro, QB, Mississippi	2007	63	Ploeger, Kurt, DT, Gustavus Adolphus	1987
49	Lewis, Dave, RB, Northern Iowa	1987	64	Millon, Ted, G, Duke	1981	86	Poage, Ray, TE, Texas	1963
47	Lewis, Leo, WR, Missouri	1981-91	45	Mills, Garrett, TE, Tulsa	2007	29	Polk, Randy, S, Stanford	1974
43	Liddiard, Brody, TE/LS, Colorado	2001-03	45	Mills, John Henry, FB, Wake Forest	1999	52	Porter, Ron, LB, Idaho	1973
73	Lindan, Errol, T, Houston	1962-65	92	Mincy, Charles, S, Washington	1995	24	Powell, Art, WR, San Jose St.	1968
61/62	Lindsay, Everett, OL, Mississippi	1993-96, 2001-03	68	Mitchell, Jayma, DE, Mississippi	2006-07	83	Powers, John, TE, Notre Dame	1966
21	Lindsey, Jim, RB, Arkansas	1966-72	71	Mitchell, Mel, G, Tennessee St.	1980	30	Prentice, Travis, RB, Miami (Ohio)	2001
76	Lingenteller, Bob, T, Nebraska	1978	79	Mixon, Kenny, DE, LSU	2002-04	79	Prestel, Jim, DT, Idaho	1961-65
55	Livingston, Cliff, LB, UCLA	1962	90	Molden, Fred, DT, Jackson State	1987	40	Pror, Anthony, CB, Washington St.	1996-97
13	Livingston, Mike, QB, SMU	1980	94	Molloy, Pete, LB, Wisconsin	2001	28	Provost, Ted, CB, Ohio State	1970
76	Liwinski, Chris, T/G, Indiana	1989-05	1	Moore, Warren, QB, Washington	1994-96	66	Pyle, Palmer, G, Michigan St.	1964
46	Loeffler, Cullen, LS, Texas	2004-07	45	Moore, Leonsard, RB, Jackson St.	1987	Q Q Q		
38	Louallien, Fletcher, S, Livingston	1987	36	Moore, Manfred, RB, USC	1977	92	Quinn, Kelly, LB, Michigan St.	1987
8	Longwell, Ryan, C, California	2006-07	30	Moore, Meredith, RB, Tulane	2004-07	R R R		
23	Love, Terry, S, Murray State	1987	31	Morgan, Don, S, Nevada-Reno	1999-01	64	Rabold, Mike, G, Indiana	1961-62
63	Lowdermilk, Kirk, C, Ohio State	1985-92	35	Morrell, Kyle, S, BYU	1985-86	93	Randle, John, DT, Texas A&I	1990-00
25	Lowe, Omare, S, Washington	2004	40	Morris, Jack, CB, Oregon	1961	34	Randolph, Al, CB, Iowa	1973
57	Luce, Derrel, LB, Baylor	1979-80	68	Morris, Mike, C, NE Missouri St.	1991-99	28	Rashed, Ahmad, WR, Oregon	1976-82
75	Lursem, Bob, DE, West Michigan	1971-76	33	Morrow, Harold, RB, Auburn	1996-02	52	Rasmussen, Randy, G, Minnesota	1987-88
27	Lush, Mike, S, East Stroudsburg	1986	96	Mosley, C.J., Missouri	2005	11	Reaves, John, QB, Florida	1979
35	Lynch, James, FB, Maryland	2003	79	Moss, Eric, OL, Ohio State	1997	22	Redwine, Jarvis, RB, Nebraska	1981-83
96	Lyon, Billy, DT, Marshall	2003	84	Moss, Randy, WR, Marshall	1998-04	27	Reed, Bob, RB, Pacific	1962-63
M M M			24	Mostard, Rich, S, Kent State	1961	86	Reed, Jake, WR, Grambling	1991-99; '01
71	MacDonald, Mark, G, Boston Coll.	1985-88	86	Mularky, Mike, TE, Florida	1983-88	32	Reed, Oscar, RB, Colorado St.	1968-74
46	MacKee, Earsell, CB, Utah St.	1965-69	77	Mullaney, Mark, DE, Colorado St.	1975-87	73	Reher, Tom, G, Notre Dame	1992
69	Malano, Mike, G, San Diego St.	2002	31	Munsey, Nelson, CB, Wyoming	1978	89	Reichow, Jerry, WR, Iowa	1961-64
75	Manley, James, DT, Vanderbilt	1996-97	88	Murphy, Fred, TE, Georgia Tech	1961	56	Reilly, Mike, LB, Iowa	1969
17	Mann, Maurice, WR, Washington	2006	19	Murphy, Yo, WR, Idaho	1999	14	Renfro, Gilbert, CB, Tennessee St.	1990
4	Manning, Archie, QB, Mississippi	1983-84	3	Murray, Eddie, K, Tulane	1997	19	Rentzel, Lance, WR, Oklahoma	1965-66
91	Manusky, Greg, LB, Colgate	1991-93	74	Myers, Frank, T, Texas A&M	1978-80	7	Revez, Fud, K, Tennessee	1990-95
49	Marinero, Ed, RB, Cornell	1972-75	N N N			88	Rhymes, Buster, WR, Oklahoma	1985-87
70	Marshall, Jim, DE, Ohio State	1961-79	51/59	Najarian, Pete, LB, Minnesota	1987	1	Ricardo, Benny, K, San Diego St.	1983
48	Marshall, Larry, S, Maryland	1974	15	Nance, Martin, WR, Miami (OH)	2006	36	Rice, Allen, RB, Baylor	1984-90
55	Martin, Amos, LB, Louisville	1972-76	59	Nattiel, Mike, LB, Florida	2003-04	18	Rice, Sidney, WR, South Carolina	2007
89	Martin, Billy, TE, Georgia Tech	1968	28	Ned, Larry, RB, San Diego St.	2003-04	89	Richardson, Greg, WR, Alabama	1987-88
58/94/98/57	Martin, Chris, LB, Auburn	1984-88	17	Nelson, Ben, WR, Saint Cloud St.	2004	5	Richardson, Kyle, P, Arkansas St.	2002
79	Martin, Doug, DE, Washington	1980-89	1	Nelson, Chuck, K, Washington	1986-88	49	Richardson, Tony, FB, Auburn	2006-07
90	Martin, Steve, DT, Missouri	2004	20	Nelson, Darrin, RB, Stanford	1982-89; 91-92	78	Riley, Steve, T, USC	1974-84
20	Mason, Tommy, RB, Tulane	1961-66	32	Nelson, David, RB, Heidelberg	1984	86	Robbins, Fred, DT, Wake Forest	2000-03
34	Mathis, Wendell, RB, Fresno St.	2006	55	Nelson, Jim, LB, Penn St.	2000-02	95	Robinson, Gerald, DE, Auburn	1986-87
66	Maurer, Andy, G, Oregon	1974-75	38	Nelson, Rhett, CB, Colorado St.	2003-04	18	Robinson, Koren, WR, N.C. State	2005
5	May, Chad, QB, Kansas State	1995	53	Newbill, Richard, LB, Miami (Fla.)	1990	87	Robinson, Marcus, WR, So. Carolina	2004-06
88	May, Marc, TE, Purdue	1987	52	Newman, Keith, LB, North Carolina	2004-			
35	Mayberry, Doug, RB, Utah St.	1961-62			05	66	Robison, Brian, DE, Texas	2007
23	Mayes, Mike, CB, LSU	1991	86	Newman, Pat, WR, Utah State	1990	60	Rodenhaus, Mark, C, Illinois St.	1989
53	Mays, Kivusama, LB, North Carolina	1998-99	18	Newsome, Harry, P, Wake Forest	1990-93	29	Rogers, Chris, CB, Howard	1999
73	Mays, Stafford, DT, Washington	1987-88	96	Newton, Tim, DT, Florida	1985-89	58	Rogers, Nick, LB, Georgia Tech	2002-03
31	McCauley, Marcus, CB, Fresno St.	2007	71	Niehaus, Steve, DT, Notre Dame	1979	76	Roller, Dave, DT, Kentucky	1979-80
36	McClanahan, Brent, RB, Arizona St.	1973-80	79	Nix, Roosevelt, DT, Central St.	1994	47	Rose, George, CB, Auburn	1964-66
93	McClendon, Skip, DE, Arizona St.	1992	99	Noga, Al, DE, Hawaii	1988-92	75	Rosenthal, Mike, T, Notre Dame	2003-06
15	McCormick, John, QB/P, Massachusetts	1962	49	Nord, Keith, S, St. Cloud St.	1979-95	28	Rosignol, Ted, S, Portland St.	1985, 87
			97	Norman, Tony, DE, Iowa State	1987	37	Ross, Derek, CB, Ohio St.	2004

68	Rouse, Curtis, G. Tenn-Chattanooga	1982-86
69	Rowe, Ray, TE, San Diego State	1994
47	Rowland, Justin, CB, Tax. Christian	1961
54	Rubke, Karl, LB, USC	1961
57	Rudd, Owayne, LB, Alabama	1997-00
55	Rueth, Mike, C, Texas	1994
75	Russ, Pat, DT, Purdue	1963
27	Russell, Brian, S, San Diego St.	2002-04
48	Rutland, Reggie, CB, Georgia Tech	1987-92

S.S.S

12	Salisbury, Sean, QB, USC	1990-94
72	Sams, Ron, C, Pittsburgh	1984
89	Sanders, Ken, DE, Howard Payne	1980-81
78	Sapp, Bob, G, Washington	1997-98
59	Sauer, Craig, LB, Minnesota	2000
97	Sawyer, Talance, DE, UNLV	1999-03
4	Saxon, Mike, P, San Diego St.	1994-95
78	Scardina, John, T, Lincoln	1987
89	Schenk, Ed, TE, Central Florida	1987
68	Schmidt, Roy, G, Long Beach St.	1971
54	Schmitz, Bob, LB, Montana	1965
85	Schneider, Bob, TE, Bowling Green	1961
60	Schreiber, Adam, C, Texas	1980-93
53	Schuh, Jeff, LB, Minnesota	1986
41	Scott, Carey, CB, Kentucky St.	2002
98	Scott, Darren, DE, Ohio St.	2004-07
50	Scott, Randy, LB, Alabama	1987
38	Scott, Todd, S, SW Louisiana	1991-94
13	Scribner, Bucky, P, Kansas	1987-89
60	Selesky, Ron, C, North Central	1987
57	Sendein, Robin, LB, Texas	1981-84
81	Senser, Joe, TE, West Chester St.	1979-84
29	Serwanga, Wasswa, CB, UCLA	2000-01
45	Sharockman, Ed, CB, Pittsburgh	1982-72
42	Sharper, Darren, S, William & Mary	2005-07

14	Shaw, George, QB, Oregon	1961
25	Shaw, Terrance, CB, S.F. Austin	2004
73	Shay, Jerry, DT, Purdue	1966-67
59	Sheppard, Ashley, LB, Clemson	1993-95
43	Sherman, Will, WR, St. Mary's	1961
81	Shiancoe, Visanthe, TE, Morgan St.	2007
77	Shields, Lebron, DE, Tennessee	1961
50	Siemon, Jeff, LB, Stanford	1972-82
69	Sirkus, Arnold, DT, Michigan	1967
75	Simpson, Howard, T, Auburn	1964
57	Sims, William, LB, SW Louisiana	1994
9	Sisson, Scott, K, Georgia Tech	1996
35	Slaton, Mark, S, South Dakota	1987
74	Smiley, Larry, DE, Texas So.	1973
30	Smith, Cedric, RB, Florida	1990
24	Smith, Daryl, CB, North Alabama	1989
25	Smith, Dwight, S, Akron	2006-07
95/92	Smith, Fernando, DE, Jackson St.	1994-97, 00
87	Smith, Gordon, TE, Missouri	1961-65
91	Smith, Greg, DT, Kansas	1984
43	Smith, Jim, RB, Elon	1987
90	Smith, Khreem, DE, Oklahoma St.	2006
79	Smith, Lyman, DT, Duke	1978
32	Smith, Otonerio, RB, Oregon	2003-04
57	Smith, Rasnall, LB, Washington St.	2002-05
26/20	Smith, Robert, RB, Ohio St.	1993-00
74	Smith, Robert, DE, Grambling	1985
47	Smith, Rod, CB, Notre Dame	1996
74	Smith, Steve, DE, Michigan	1968-70
40	Smith, Wayne, CB, Purdue	1987
27/21	Smoot, Fred, CB, Mississippi St.	2005-06
16	Snead, Norm, OB, Wake Forest	1971
44	Snider, Matt, FB, Richmond	2001
69	Solomon, Ariel, G, Colorado	1996
54	Solomon, Jesse, LB, Florida St.	1986-89
31	Spencer, Willie, RB, no college	1976
44/45	Stackhouse, Charles, FB, Mississippi	2003
34	Starks, Tim, CB, Kent State	1987
82	Steele, Robert, WR, No. Alabama	1979
52	Stein, Bob, LB, Minnesota	1975
3	Stenarud, Jan, K, Montana St.	1984-85
74	Stensrud, Mike, DT, Iowa State	1986
73	Stepanek, Joe, DT, Minnesota	1987
95	Stephens, Mac, LB, Minnesota	1991
73	Steuessie, Todd, T, California	1994-00
26	Stewart, James, RB, Miami (Fla.)	1995
95	Stewart, Mark, LB, Washington	1983-84
27	Stills, Ken, S, Wisconsin	1990
82	Strebek, Steve, LB/TE, Detroit	1962-63



Orlando Thomas

94	Straufers, Thomas, DE, Jackson St.	1989-91
53	Strickland, Fred, LB, Purdue	1993
77	Stringer, Corey, T, Ohio State	1995-00
55	Studwell, Scott, LB, Illinois	1977-90
26	Sumner, Charlie, CB, Wm. & Mary	1961-92
64	Sunde, Mill, G, Minnesota	1984-74
69	Sutherland, Doug, DT, Superior St.	1971, 89
72	Sutton, Archie, T, Illinois	1965-67
94	Sverchek, Paul, DT, Cal-Poly SLO	1984
52	Swain, Bill, LB, Oregon	1964
29	Swain, John, CB, Miami	1981-84
67	Swilley, Dennis, C, Texas A&M	1977-83; 85-87

TTT

38	Tahi, Naulahu, FB, BYU	2006-07
55	Talley, Darryl, LB, West Virginia	1996
10	Tarleton, Fran, QB, Georgia	1961-66; 72-78
28/23	Tate, Robert, CB/WR, Cincinnati	1997-01
33	Tatman, Pete, RB, Nebraska	1967
66	Tausch, Terry, G, Texas	1982-88
29	Taylor, Chester, RB, Toledo	2006-05
90	Taylor, Eric, DE, Memphis	2005
89	Taylor, Travis, WR, Florida	2005-06
37	Teal, Willie, CB, LSU	1980-86
77	Teeter, Mike, DT, Michigan	1991
46	Tennell, Derek, TE, UCLA	1992-93
27	Thibodeaux, Keith, CB, Northwestern St.	1999-01

35	Thomas, Andre, RB, Mississippi	1987
51	Thomas, Broderick, LB, Nebraska	1995
54	Thomas, Dontarnous, LB, Auburn	2004-07
97	Thomas, Henry, DT, LSU	1987-94
42/43	Thomas, Orlando, S, SW Louisiana	1995-01

94	Thornlon, John, DT, Cincinnati	1993
87/83	Tice, Mike, TE, Maryland	1992-93; 96
74	Tilleman, Mike, DT, Montana	1966
53	Tingelhoff, Mick, C, Nebraska	1962-78
51	Tobey, Dave, LB, Oregon	1966-67
13	Torretta, Gino, QB, Miami	1993
33	Triplett, Mel, RB, Toledo	1961-62
32	Truelove, Tony, RB, Livingston	1987
89	Truitt, Olanda, WR, Mississippi St.	1993
98/95	Tuolo, Esera, DT, Oregon St.	1992-96
38	Tucker, Bob, TE, Bloomsburg St.	1977-90
27	Turner, John, S, Miami	1978-83; 85-87
24	Turner, Maurice, RB, Utah St.	1984-85
61	Turner, Mike, T, Louisiana St.	1987

UUU

95	Udeze, Kenechi, DE, USC	2004-07
53	Ulmer, Arlie, LB, Valdosta St.	1997

VVV

15	VanderKelen, Ron, QB, Wisconsin	1963-67
37	Vanhorse, Sean, CB, Howard	1996
25	Vargo, Larry, S, Detroit	1964-65
69	Vaughn, Ruben, DT, Colorado	1984
71	Vella, John, T, USC	1980
63	Vellone, Jim, G, USC	1966-70
63	Voigt, Stu, TE, Wisconsin	1970-80

WWW

88	Waddy, Bill, WR, Colorado	1984
19	Wade, Bobby, WR, Arizona	2004
31	Wagoner, Dan, S, Kansas	1984
54	Walters, Van, LB, Indiana	1994
39	Walden, Bobby, P, Georgia	1964-67
49	Walker, Adam, RB, Carthage	1987
26	Walker, Denard, CB, LSU	2003

34	Walker, Herschel, RB, Georgia	1989-91
6	Walker, Jay, OB, Howard	1966-97
93	Walker, Jimmy, DT, Arkansas	1987
25	Wallace, Jackie, CB, Arizona	1973-74
81	Walsh, Chris, WR, Stanford	1994-02
82	Walters, Troy, WR, Stanford	2000-01
72	Ward, John, G/DT, Oklahoma St.	1970-75
59	Warwick, Lonnie, LB, Tenn. Tech	1965-72
20	Washington, Dwayne, CB, North Carolina St.	1994-97

84	Washington, Gene, WR, Michigan St.	1967-72
80	Washington, Harry, WR, Colorado St.	1978
96	Washington, Keith, DE, UNLV	1995
68	Webster, Kevin, C, Northern Iowa	1987
32	Welborne, Tripp, S, Michigan	1992
15	Wells, Mike, OB, Illinois	1973-74
40	West, Charlie, S, UTEP	1968-73
35	West, Ronnie, WR, Pittsburgh St.	1992
92	Westbrooks, David, DE, Howard	1980
37	Wheeler, Leonard, CB, Troy St.	1997
62	Whitaker, Dania, TE, Miss. Valley St.	1992
27	Whitaker, Ronyell, CB, Virginia Tech	2006-07
62	White, Brad, DT, Tennessee	1987
62	White, Ed, G, California	1969-77
72	White, James, DT, Oklahoma St.	1976-83
47	White, Jose, DT, Howard	1995
85	White, Sammy, WR, Grambling	1978-86
65	Whittle, Jason, C, SW Missouri St.	2006
85	Whittig, Jermaine, TE, Georgia	2004-06
41	Wilcoits, Solomon, S, Colorado	1991
94	Wiley, Chuck, DE, LSU	2002-04

82	Williams, A.D., WR, Pacific	1961
98	Williams, Ben, DE, Minnesota	1998
29	Williams, Brian, CB, North Carolina St.	2002-05
23	Williams, Jeff, RB, Oklahoma St.	1966
58	Williams, Jimmy, LB, Nebraska	1990-91
93	Williams, Kevin, DT, Oklahoma St.	2003-07
21/20	Williams, Moe, RB, Kentucky	1996-00; 02-05
94	Williams, Pat, DT, Texas A&M	2005-07
25	Williams, Tank, S, Stanford	2006-07
94	Williams, Tony, DT, Memphis	1997-00
44	Williams, Walt, CB, New Mexico St.	1981-82
19/82	Williamson, Troy, WR, So. Carolina	2005-07

80	Willis, Leonard, WR, Ohio State	1976
58/54	Wilson, Antonio, LB, TX A&M-Comm.	2000-02
22	Wilson, Brett, RB, Illinois	1987
24	Wilson, David, S, California	1992
24	Wilson, Tom, RB, no college	1963
11	Wilson, Wade, OB, East Texas St.	1981-91
45	Wilson, Wayne, RB, Shepherd	1986
26	Winfield, Antoine, CB, Ohio St.	2004-07
36	Winfrey, Carl, LB, Wisconsin	1971
60	Winfrey, Roy, LB, LSU	1962-76
29	Wise, Phil, S, Nebraska-Omaha	1977-79
79	Wisne, Jerry, T, Notre Dame	2001
60	Withrow, Cory, C, Washington St.	1999-05
44	Wolfford, James, RB, UNLV	2002
73	Wolfe, Craig, G, Syracuse	1990-91
33	Womack, Jeff, RB, Memphis St.	1987
52	Wong, Kaliee, LB, Stanford	1998-01
5	Wood, Mike, P, Missouri State	1978
23	Wood, Barry, RB, Virginia	1993
95	Worhen, Shawn, DT, TCU	2001
59	Wright, Foran, LB, Rhode Island	2001
22	Wright, Felix, S, Drake	1991-92
23	Wright, Jeff, S, Minnesota	1971-78
20	Wright, Kenny, CB, Northwestern St.	1999-01

43	Wright, Nate, CB, San Diego St.	1971-80
3	Wynn, Spurgeon, OB, SW Texas St.	2001

YYY

91	Yakovonis, Ray, DT, E. Stroudsburg	1980-83
73	Yar, Ron, T, USC	1968-81
50	Yates, Max, LB, Marshall	2003-04
34	Young, Jim, RB, Queens Ontario	1965-68
34	Young, Rickey, RB, Jackson St.	1978-83
72	Youso, Frank, T, Minnesota	1961-62

ZZZ

51	Zaunbrecher, Godfrey, C, LSU	1971-73
65	Zimmerman, Gary, T, Oregon	1986-92

VIKINGS ALL-TIME GAMES PLAYED/STARTED

Player	Pos.	Years	Regular Season Games		Player/Started
			Played	Started	
Jim Marshall	DE	1961-79			270/270
Mick Tingelhoff	C	1962-78			240/240
Fred Cox	K	1963-77			210/0
Carl Eller	DE	1964-78			209/201
Scott Studwell	LB	1977-90			202/160
Ron Yary	T	1968-81			199/180
Grady Alderman	T	1961-74			194/178
Randall McDaniel	G	1988-99			190/188
Roy Winston	LB	1962-76			190/160
Tim Irwin	T	1981-93			188/181
Cris Carter	WR	1990-01			188/177
Bill Brown	RB	1962-74			180/111
Steve Jordan	TE	1982-94			178/149
Fran Tarkenton	QB	1961-66, 72-78			177/171
John Randle	DT	1990-00			176/150
Paul Krause	S	1968-79			171/150
Carl Lee	CB	1983-93			169/144
Alan Page	DT	1967-78			163/160
Matt Blair	LB	1974-85			160/130
Bobby Bryant	CB	1968-80			160/128
Fred McNeill	LB	1974-85			157/121
Wally Hilgenberg	LB	1968-79			157/116
Jeff Siemon	LB	1972-82			156/149
Chris Doleman	DE	1985-93, 99			154/142
David Dixon	G	1994-04			152/134
Mark Mullaney	DE	1975-87			151/97
Milt Sunde	G	1964-74			146/113
Mike Morris	LS	1991-99			144/0
Ed Sharockman	CB	1961-72			141/126
Leo Lewis	WR	1981-91			140/50
Dennis Swiley	C	1977-83, 85-87			139/101
Steve Riley	T	1974-84			138/128
Joey Browner	S	1983-91			138/115
Gary Larsen	DT	1965-74			136/115
Doug Sutherland	DT	1971-80			136/90
Dave Osborn	RB	1965-75			135/69
Jake Reed	WR	1991-99, 01			134/83
Chris Walsh	WR	1994-02			134/4
Anthony Carter	WR	1985-93			133/126
Karl Kasulke	S	1963-72			131/117
Stu Voigt	TE	1970-80			131/80
Matt Birk	C	1998-07			130/107
Greg Coleman	P	1878-87			130/0
Darrin Nelson	RB	1982-89, 91-92			129/67
Paul Dickson	DT	1961-70			128/83
Sammy White	WR	1976-86			127/117
Tommy Kramer	QB	1977-89			127/110
David Huffman	OL	1979-83, 85-90			127/122
Doug Martin	DE	1980-89			126/94
Nate Wright	CB	1971-80			126/89
Ed McDaniel	LB	1992-01			125/110
Ed White	G	1969-77			122/95
Wes Hamilton	G	1976-85			119/93
Robert Griffith	S	1994-01			119/88
Henry Thomas	DT	1987-94			118/117
Tommy Hannon	S	1977-84			117/103
Jim Kleinsasser	TE	1999-06			117/93
Moe Williams	RB	1996-00, 02-05			117/10
James White	DT	1976-83			116/77
Kirk Lowdermilk	C	1985-92			114/86
Todd Stuessie	T	1994-00			111/111
Jim Hough	G	1978-86			111/78
Randy Moss	WR	1998-04			109/104
Gary Zimmerman	T	1986-92			108/108
Alfred Anderson	RB	1984-91			108/71
Everett Lindsay	OL	1993-98, 01-03			104/31
Ted Brown	RB	1979-86			103/73
John Turner	DB	1978-83, 85, '87			103/70
Randy Holloway	DE	1978-84			103/31
Jeff Christy	C	1993-99			101/92
Hassan Jones	WR	1986-92			100/55
Harold Morrow	RB	1996-02			99/2
Ahmad Rashad	WR	1976-82			98/95
Oriando Thomas	S	1995-01			98/87
Robert Smith	RB	1993-00			98/72
Charles Goodrum	G	1973-79			97/74
Brent McClanahan	RB	1973-80			95/20
Chuck Foreman	RB	1973-79			94/84
Korey Stringer	T	1995-00			93/91
Chris Lwienski	G	1998-05			93/74
Larry Bowie	G	1962-68			92/81
Lonnie Warwick	LB	1965-72			91/84
Brent Novoselsky	TE	1989-94			90/7

VIKINGS ALL-TIME GAMES STARTED BY ROOKIES

Player	Pos.	Year	Acquired	Starts
Gary Zimmerman	T	1986	FA (USFL)	16
Todd Stuessie	T	1994	D1a (19)	16
Dewayne Washington	CB	1994	D1a (18)	16
Kevin Williams	DE	2003	D1 (9)	16
Anthony Carter	WR	1985	FA (USFL)	15
Randall McDaniel	G	1988	D1 (19)	15
Korey Stringer	T	1995	D1b (24)	15
Kenechi Udeze	DE	2004	D1 (20)	15
Mick Tingelhoff	C	1962	FA	14
Paul Flatley	WR	1963	D4 (44)	14
Carl Eller	DE	1964	D1 (6)	14
Sammy White	WR	1976	D2 (54)	14
Alfred Anderson	RB	1984	D3 (67)	14
Tim Newton	DT	1985	D6 (164)	14
Jackie Wallace	CB	1973	D2 (34)	13
Chris Doleman	LB	1985	D1b (4)	13
Chris Hovan	DT	2000	D1 (26)	13
Michael Bennett	RB	2001	D1 (27)	13
Henry Thomas	DT	1987	D3 (72)	12
Everett Lindsay	OL	1993	D5 (133)	12
Andrew Jordan	TE	1994	D6 (179)	12
Derrick Alexander	DE	1995	D1a (11)	12
Kenny Wright	CB	1999	D4a (120)	12
Rip Hawkins	LB	1961	D2 (15)	11
Joe Kapp	QB	1967	FA (CFL)	11
Alan Page	DT	1967	D1c (15)	11
Frank Myers	T	1978	FA	11
Oriando Thomas	S	1995	D2a (2)	11
Randy Moss	WR	1998	D1 (41)	11
Eric Kelly	CB	2001	D3 (69)	11
Nick Rogers	LB	2002	D6 (177)	11
Chuck Foreman	RB	1973	D1 (12)	10
Corey Fuller	CB	1995	D2b (55)	10
Doug Davis	T	1966	D5a (72)	9
Ted Brown	RB	1979	D1 (16)	9
Brent Boyd	G	1980	D3 (68)	9
Nate Burleson	WR	2003	D3 (71)	9
Erasmus James	DE	2005	D1 (18)	9
Adrian Peterson	RB	2007	D1 (7)	9
Marcus McCauley	CB	2007	D3 (72)	9
Fran Tarkenton	QB	1961	D3 (29)	8
Chuck Lamson	S	1962	D4 (43)	8
Lee Calland	CB	1963	FA	8
Hal Bedsole	TE	1964	D2 (19)	8
Jeff Siemon	LB	1972	D1 (10)	8
Wymon Henderson	CB	1987	D2 (49)	8
Marcus Johnson	T	2005	D2 (49)	8
Ray Poage	WR	1963	D3 (31)	7
Bryant McKinnie	T	2002	D1 (7)	7
Brian Williams	CB	2002	D4a (105)	7
Nat Dorsey	T	2004	D4a (115)	7
Spencer Johnson	DT	2004	FA	7
Cedric Griffin	CB	2006	D2a (48)	7
Gordon Smith	TE	1961	FA	6
Jim Vellone	G	1966	FA	6
Ed Marinaro	RB	1972	D2 (50)	6
Matt Blair	LB	1974	D2b (51)	6
Hassan Jones	WR	1986	D5 (120)	6
Brad Edwards	S	1988	D2 (54)	6
Hunter Goodwin	TE	1996	D4 (97)	6
Jim Kleinsasser	FB	1999	D2 (44)	6
Tyrone Carter	S	2000	D4b (118)	6
Willie Oloff	S	2002	D3 (70)	6
Karl Kasulke	S	1963	FA	5
Keith Millard	DT	1984	D1 (13)	5
Dontarrious Thomas	LB	2004	D2 (48)	5
Brian Robison	DE	2007	D4 (102)	5

BOLD denotes players currently on the roster

VIKINGS ALL-TIME DRAFTS

1961 (Drafted 1st)

1. **TOMMY MASON** (1st overall), RB, Tulane
2. **RIP HAWKINS** (15), LB, North Carolina
3. **FRAN TARKENTON** (23), QB, Georgia
4. **CHUCK LAMSON** (43), DB, Wyoming
5. **ED SHAROCKMAN** (57), DB, Pittsburgh
6. **GERALD BURCH** (71), WR, Georgia
7. **ALLEN FERRIE** (85), WR, Wagner
8. **PAUL LINDQUIST** (99), T, New Hampshire
9. **DAN SHEEHAN** (113), T, Tenn.-Chattanooga
10. **DOUG MAYBERRY** (127), RB, Utah
11. **JERRY MAY** (141), T, SMU
12. **STEVE STONEBREAKER** (155), LB, Detroit
13. **RAYMOND HAYES** (169), RB, Carl. Oklahoma
14. **KEN PETERSON** (183), T, Utah
15. **MIKE MERCER** (197), K, Arizona State
16. **TED KARPOWICZ** (211), RB, Detroit
17. **WILLIE JONES** (225), RB, Purdue
18. **BOB VOIGHT** (239), T, Los Angeles State
19. **BILL HILL** (253), RB, Presbyterian
20. **MIKE MCFARLAND** (267), QB, Western Illinois

1962 (Drafted 2nd)

1. NO CHOICE, traded to New York for George Shaw.
2. NO CHOICE, traded, along with 11th rounder, to Cleveland for Jim Prestel, Jim Marshall, Dick Green, Jamie Galeb, Billy Gault and Paul Dickson.
3. **BILL MILLER** (30), WR, Miami
4. **ROY WINSTON** (45), LB, LSU
5. NO CHOICE, traded to New York for Mel Triplett, Bob Schnelker, and B. Schmidt.
6. **LARRY BOWIE** (73), G, Purdue
7. NO CHOICE, traded to Philadelphia in Jerry Reichow trade.
8. **PAUL WHITE** (101), RB, Buffalo
9. **MARSHALL SHIRK** (114), T, UCLA
10. NO CHOICE, traded to Cleveland for Bob Denton.
11. NO CHOICE, traded to Cleveland along with 2nd rounder in 1962.
12. **GARY FALLON** (157), RB, Syracuse
13. **ROGER VAN CLEEF** (170), T, SW Oklahoma
14. **PAT RUSS** (185), T, Purdue
15. **LARRY GUILFORD** (199), RB, Pacific
16. **JOHN CONTOLUIS** (213), T, Connecticut
17. **RON STALEY** (226), WR, Wisconsin
18. **JUNIOR HAWTHORNE** (241), T, Kentucky
19. **TOMMY MINTER** (254), RB, Baylor
20. **TERRY CAGAANEN** (269), RB, Utah State

1963 (Drafted 3rd)

1. **JIM DUNAWAY** (3), DT, Mississippi State
2. **BOBBY BELL** (16), LB, Minnesota
3. **RAY POAGE** (31), WR, Texas
4. **PAUL FLATLEY** (44), WR, Northwestern
5. **GARY KALTENBACH** (59), G, Pittsburgh
6. NO CHOICE, traded to Cleveland for T. Frankhauser, F. Cox, C. Ferguson and E. Linden.
7. NO CHOICE, traded to New York for Jim Leo.
8. **JIM O'MAHONEY** (100), LB, Miami
9. **BOB HOOVER** (115), RB, Florida
10. **TERRY KOSENS** (128), RB, Hofstra
11. **JOHN CAMPBELL** (143), LB, Minnesota
12. **JOHN SKLOPAN** (156), RB, Southern Miss.
13. **DAVE O'BRIEN** (171), G, Boston College
14. **RALPH FERRISI** (184), RB, So. Conn. St.
15. **JOHN MURIO** (199), WR, Whitworth
16. **REX MURICH** (212), T, Arizona, St. Flagstaff
17. **TOM MUNSHY** (227), RB, Concordia
18. **TOM MCINTYRE** (240), T, St. John's
19. **FRANK HORWATH** (255), RB, Youngstown
20. **MAILON KENT** (268), QB, Auburn

1964 (Drafted 6th)

1. **CARL ELLER** (6), DE, Minnesota
2. **HAL BEDSOLE** (19), TE, USC
3. **GEORGE ROSE** (34), DB, Auburn
4. NO CHOICE, traded to Chicago for Bill Brown.
5. **TOM KEATING** (53), T, Michigan, from NY Giants as part of Hugh McHenry trade.
6. **JOHN KIRBY** (62), LB, Nebraska
7. **BOB LACEY** (75), WR, North Carolina
8. **WES BRYANT** (90), T, Arkansas
9. **BILL McWATERS** (103), RB, North Texas St.
10. **DARRELL LESTER** (118), RB, McNeese
11. NO CHOICE, traded to L.A. Rams for

- Tom Wilson.
11. **H.O. ESTES** (146), G, East Central Okla.
12. **WALTER SANDS** (159), WR, Texas
13. **RUSS VOLLMEYER** (174), DB, Memphis St.
14. **TOM MICHEL** (187), RB, East Carolina
15. **MONTE KIFFIN** (202), T, Nebraska
16. **CARLTON OATES** (215), DE, Florida A&M
17. **JERRY MCCLURG** (230), DE, Colorado
18. **CARL ROBINSON** (243), DT, Prairie View
19. **DICK SCHOTT** (258), DE, Louisville
20. **MILT SUNDE** (271), G, Minnesota

1965 (Drafted 8th)

1. **JACK SNOW** (8), WR, Notre Dame
2. (A) **ARCHIE SUTTON** (15), T, Illinois, from N.Y. Giants as part of the Hugh McHenry trade.
3. (B) **LANCE RENTZEL** (23), RB, Oklahoma
3. NO CHOICE, traded to Pittsburgh for Bob Ferguson.
4. (A) **JIM WHALEN** (51), WR, Boston Coll.
4. (B) **JIM HARRIS** (55), DT, Utah State, from Cleveland.
5. NO CHOICE, traded to Detroit for Tom Hall and Bruce Zeller.
6. **JIM GRISHAM** (79), RB, Oklahoma
7. NO CHOICE, traded to Detroit for Mike Bunda and Larry Vargo.
8. (A) **JOHN HANKINSON** (100), QB, Minnesota, from San Francisco for Roy Williams.
8. (B) **JEFF JORDAN** (107), DB, Tulsa
9. **FRANK McCLENDON** (120), DT, Alabama
10. **JERRY SCHWEIGER** (135), T, Superior St.
11. **JOHN THOMAS** (148), WR, USC
12. **MIKE TILLEMANN** (163), DT, Montana
13. **DAVE OSBORN** (176), RB, North Dakota
14. **MAX LEETZOW** (191), DE, Idaho
15. **PHIL MORGAN** (204), RB, East Tenn.
16. **PAUL LABINSKI** (219), DT, St. John's
17. **VERAN SMITH** (232), LB, Utah State
18. **RICHARD KOTITE** (247), WR, Wagner
19. **ELLIS JOHNSON** (260), RB, SE Louisiana
20. **COSMO IACAVAZZI** (275), RB, Princeton

1966 (Drafted 7th)

1. **JERRY SHAY** (7), DT, Purdue
2. **JIM LINDSEY** (27), RB, Arkansas
3. **DON HANSEN** (42), LB, Illinois
4. **RON ACKS** (57), DB, Illinois
5. (A) **DOUG DAVIS** (72), T, Kentucky
5. (B) **BOB HALL** (76), DB, Brown, from Chicago for Palmer Pyle.
6. (A) **WIBER AYLOR** (83), T, S.W. Texas St., from N.Y. Giants for Bill Swan
6. (B) NO CHOICE, traded to Detroit for Mike Bunda and Larry Vargo.
7. **BOB MEERS** (106), WR, Massachusetts
8. NO CHOICE, traded to Baltimore for the rights to Larry Kramer.
9. **RON GREEN** (134), WR, North Dakota
10. NO CHOICE, traded to Detroit for Gary Lowe.
11. **STAN QUINTANA** (162), DB, New Mexico
12. **BOB PETRELLA** (181), DB, Tennessee
13. **LARRY MARTIN** (195), T, San Diego State
14. **HOWARD TWILLEY** (209), WR, Tulsa
15. **HUGH WRIGHT** (223), RB, Adams State
16. **JIM WILLIAMS** (237), DB, Arkansas
17. **MONROE BEARD** (256), WR, Virginia Union
18. **DALE GRECO** (270), T, Illinois
19. **JESSE STOKES** (284), DB, Corpus Christi
20. NO CHOICE, traded to Philadelphia for Billy Ray Barnes.

1967 (Drafted Alternately 8th and 7th)

1. (A) **CLINTON JONES** (2), RB, Michigan State, from NY Giants as part of the Tarkenton trade.
1. (B) **GENE WASHINGTON** (8), WR, Michigan State
1. (C) **ALAN PAGE** (15), DT, Notre Dame, Choice from LA Rams for Hal Bedsole, Tommy Mason and 2nd round draft choice in 1967.
2. **BOB GRIM** (28), WR, Oregon State, Choice from N.Y. Giants.
2. NO CHOICE, traded to LA Rams.
3. **EARL DENNY** (61), RB, Missouri
4. **ALVIN COLEMAN** (87), DB, Tenn. A&I
5. **KEN LAST** (115), WR, Minnesota
6. NO CHOICE, traded to Pittsburgh for Phil King.

7. **BOBBY BRYANT** (167), DB, South Carolina
8. NO CHOICE, traded to Pittsburgh for Dave Tobey.
8. **JOHN BEASLEY** (197), TE, California, Choice from Washington.
9. **BILL MORRIS** (219), G, Holy Cross
10. **PETE TATMAN** (244), RB, Nebraska
11. **BOB TRYSGAED** (271), DT, Washington St.
12. **FRED CREMER** (286), DT, St. John's
13. **CHARLES HARDT** (323), DB, Tulsa
14. **JIM HARGROVE** (348), LB, Howard Payne
15. **JAMES SHEA** (375), DB, E. New Mexico
16. **GENE BEARD** (400), DB, Virginia Union
17. **DICK WAGONER** (427), DB, Bowling Green

1968 (Drafted 6th)

1. **RON YARY** (1), T, USC, Choice from NY Giants as part of Tarkenton trade.
1. NO CHOICE, traded to New Orleans for Gary Cuzzo.
2. **CHARLIE WEST** (33), DB, Texas-El Paso
3. NO CHOICE, traded to Pittsburgh for Brady Keys.
4. **MIKE MCGILL** (76), LB, Notre Dame, Choice from Dallas.
4. **MIKE FREEMAN** (89), DB, Fresno State
5. NO CHOICE, traded to Washington for Bob Breitenstein.
6. **BOB GOODRIDGE** (144), WR, Vanderbilt
7. (A) **OSCAR REED** (167), RB, Colorado State, Choice from Atlanta.
7. (B) **LENNY SNOW** (171), RB, Georgia Tech
8. **HANK URBANOWICZ** (198), DT, Miami
9. **MIKE DONOHUE** (225), TE, San Francisco
10. **TOM SAKAL** (250), DB, Minnesota
11. **BILL HAAS** (279), WR, Omaha
12. **HOWIE SMALL** (308), C, Rhode Island
13. **DICK WHERRY** (333), WR, Northern St.
14. **DON EVANS** (360), T, Arkansas A&M
15. **JIM HAYNIE** (387), QB, West Chester St.
16. **LARRY KUJARICH** (414), DB, Boston Coll.
17. (A) **BOB LEE** (441), QB, Pacific
17. (B) **BILL HULL** (445), G, Tennessee Tech, Choice from Detroit.

1969 (Drafted 17th)

1. NO CHOICE, traded to New Orleans for Gary Cuzzo.
2. (A) **ED WHITE** (39), G, California, Choice from NY Giants as a part of Tarkenton trade.
2. (B) **VOLLY MURPHY** (43), WR, UTEP
3. NO CHOICE, traded to Philadelphia for Phil King.
4. **MIKE McCAFFREY** (95), LB, California
5. (A) **JIM BARNES** (106), G, Arkansas, Choice from Atlanta.
5. (B) **MIKE O'SHEA** (112), WR, Utah State, Choice from Pittsburgh for Bobby Walden.
6. (C) **CORRY DAVIS** (121), RB, Kansas St.
6. **MARION BATES** (148), DB, Tex. Southern
7. NO CHOICE, traded to Washington along with Marlin McKeever for Paul Krause.
8. **HARRISON WOOD** (199), WR, Washington
9. **TOM FINK** (225), G, Minnesota
10. **TOM McCAULEY** (253), WR, Wisconsin
11. **BRIAN DOWLING** (277), QB, Yale
12. **NOEL JENKE** (303), LB, Minnesota
13. **JIM MOYLAN** (329), DT, Texas Tech
14. **TOMMY HEAD** (355), C, S.W. Texas St.
15. **EUGENE MOSLEY** (381), TE, Jackson St.
16. NO CHOICE, traded to Detroit for 17th choice in 1968.
17. **WENDELL HOUSLEY** (433), DB, Texas A&M

1970 (Drafted 25th)

1. **JOHN WARD** (25), T, Oklahoma State
2. **BILL CAPPELMAN** (51), QB, Florida St.
3. **CHUCK BURGOON** (77), LB, North Park
4. NO CHOICE, traded to New Orleans for Kent Kramer.
5. **GREG JONES** (129), RB, UCLA
6. NO CHOICE, traded to Pittsburgh for Tony Jeter.
7. **HAP FARBBER** (181), LB, Mississippi
8. **MIKE CARROLL** (206), G, Missouri
9. **GEORGE MORROW** (233), DE, Mississippi
10. **STU VOIGT** (280), TE, Wisconsin
11. **GODFREY ZAMBRECHER** (286), C, LSU
12. **JAMES HOLLAND** (311), DB, Jackson St.
13. **ROBERT PEARCE** (337), DB, S.F. Austin
14. **TOM SPINKS** (363), WR, Louisiana Tech

15. BENNIE FRANCIS (388), DE, Chadron
 16. BRUCE CERONE (417), WR, Emporia St.
 17. BRIAN HEALY (441), DB, Michigan

1971 (Drafted 24th)

1. LEO HAYDEN (24), RB, Ohio State
2. NO CHOICE, traded to Philadelphia as part of Norm Snead trade.
3. EDDIE HACKETT (78), WR, Alcorn A&M
4. VINCE CLEMENTS (102), RB, Connecticut
5. NO CHOICE, Choice traded to Pittsburgh for Kent Nix.
6. NO CHOICE, traded to Philadelphia for Norm Snead.
7. GENE MACK (180), LB, Texas-El Paso
8. JOHN FARLEY (208), DE, J.C. Smith
9. TIM SULLIVAN (232), RB, Iowa
10. CHRIS MORRIS (258), G, Indiana
11. MIKE WALKER (284), LB, Tulane
12. REGGIE HOLMES (310), DB, Stout State
13. BENNY FRY (336), C, Houston
14. JIM GALLAGHER (362), LB, Yale
15. JEFF WRIGHT (388), DB, Minnesota
16. GREG EDMONDS (413), WR, Penn State
17. KEN DUNCAN (439), P, Tulsa

1972 (Drafted 24th)

1. JEFF SIEMON (10), LB, Stanford, Choice from New England for Joe Kapp.
2. NO CHOICE, traded to NY Giants as a part of Tankerton trade.
3. ED MARINARO (50), RB, Cornell
4. BART BUETOW (59), T, Minnesota, Choice from Green Bay for the rights to Z. Bratkowski.
5. NO CHOICE, traded to Philadelphia as part of the Norm Snead trade.
6. NO CHOICE, traded to Denver for Al Denson.
7. NO CHOICE, traded to LA Rams for Ted Provoost.
8. AMOS MARTIN (154), LB, Louisville
9. BILL SLATER (161), DE, Western Michigan
10. CALVIN DEMERY (206), WR, Arizona St.
11. CHARLES GOODRUM (232), G, Florida A&M
12. WILLIE ALDRIDGE (258), RB, South Carolina St.
13. WILLIE McKELTON (284), DB, Southern
14. BOB BANAUGH (310), DB, Montana St.
15. FRANKLIN ROBERTS (336), RB, Alcorn A&M
16. MARV OWENS (361), RB, San Diego St.
17. MIKE SIVERT (388), DE, East Tennessee St.
18. NEIL GRAFF (414), QB, Wisconsin
19. DICK SCHMALZ (440), WR, Auburn

1973 (Drafted Alternately 12th, 13th, 14th)

1. CHUCK FOREMAN (12), RB, Miami
2. JACKIE WALLACE (34), DB, Arizona, Choice from St. Louis in John Gilliam for Gary Cuozzo trade.
3. NO CHOICE, Traded to NY Giants as a part of Tankerton trade.
4. JIM LASH (65), WR, Northwestern
5. MIKE WELLS (80), CB, Illinois, Choice from Philadelphia in Bill Capperton trade for Mike Eischaed.
6. NO CHOICE, traded to Kansas City for Mike Eischaed.
7. BRENT McCLANAHAN (118), RB, Arizona St.
8. (A) DOUG KINGSRITER (139), TE, Minnesota, Choice from New Orleans along with 1974 4th choice for Bob Brown
9. (B) FRED ABBOTT (143), LB, Florida
10. JOSH BROWN (168), RB, S.W. Texas St.
11. CRAIG DARLING (196), T, Iowa
12. LARRY DIBBLES (221), DE, New Mexico
13. (A) RANDY LEE (236), P, Tulane, Choice from Philadelphia for Bill Cody.
14. (B) DAVE MASON (246), DB, Nebraska
15. GEARY MURDOCK (274), T, Iowa State
16. ALAN SPENCER (299), WR, Pittsburgh St.
17. RON JUST (324), G, Minot State
18. EDDIE BISHOP (352), DB, Southern
19. TONY CHANDLER (377), RB, Missouri Valley
20. LARRY SMILEY (402), DE, Texas Southern
21. DAVE WINFIELD (429), TE, Minnesota

1974 (Drafted 25th)

1. (A) FRED McNEILL (17), LB, UCLA, Choice from Atlanta along with Bob Berry for Bob Lee and Lonnie Warwick.
2. (B) STEVE RILEY (25), T, USC
1. (A) JOHN HOLLAND (29), WR, Tennessee State, Choice from San Diego

along with 3rd choice for C. Jones and C. Gersbach.

2. (B) MATT BLAIR (51), LB, Iowa State
3. (A) STEVE CRAIG (64), TE, Northwestern, Choice from San Diego.
3. (B) SCOTT ANDERSON (77), C, Missouri
4. MIKE TOWNSEND (66), DB, Notre Dame, Choice from New Orleans as part of Bob Brown trade.
4. NO CHOICE, traded to Cincinnati for Steve Lawson.
5. (A) JAMES FERGUSON (120), DB, Stanford, Choice from Denver along with Rod Sherman for Gene Washington.
5. (B) NO CHOICE, Choice from Los Angeles for Charles Stukes. Choice traded to Philadelphia for Ron Porter.
5. (C) Choice traded to Baltimore for Charles Stukes in 1973.
6. MARK KELLAR (155), RB, No. Illinois
7. FRED TABRON (181), RB, S.W. Missouri
8. BERL SIMMONS (207), K, TCU
9. SAM McCULLUM (232), WR, Montana St.
10. BARRY REED (259), RB, Peru State
11. DAVID BOONE (285), DE, E. Michigan
12. RANDY POLT (311), DB, Stanford
13. GARY KELLER (337), DT, Utah
14. ALAN DIXON (363), RB, Harding
15. KURT WACHTLER (389), DT, St. John's
16. JOHN GOEBEL (415), RB, St. Thomas
17. EARL GARRETT (441), DB, Boston State

1975 (Drafted 25th)

1. MARK MULLANEY (25), DE, Colorado St.
2. ART RILEY (52), DT, USC
3. NO CHOICE, traded to New Orleans for Andy Maurer
4. (A) HAROLD HENSON (89), RB, Ohio St., Choice from Cincinnati.
4. (B) BRUCE ADAMS (103), WR, Kansas
5. ROBERT MILLER (129), RB, Kansas
6. BUBBA BROUSSARD (155), LB, Houston
7. HENRY GREENE (181), RB, Southern
8. JOE HOLLIMON (207), DB, Arkansas St.
9. JOHN PASSANANTI (233), G, W. Illinois
10. NEIL CLABO (258), P, Tennessee
11. IKE SPENCER (285), RB, Utah
12. AUTRY BEAMON (311), DB, East Texas St.
13. MIKE HURD (336), WR, Michigan State
14. MIKE STRICKLAND (363), RB, E. Michigan
15. OLLIE BAKKEN (388), LB, Minnesota
16. TOM GOEDJEN (414), K, Iowa State
17. ADOLPH BELLIZARE (441), RB, Penn St.

1976 (Drafted Alternately 25th and 26th)

1. JAMES WHITE (25), DT, Oklahoma State
2. SAMMY WHITE (54), WR, Grambling
3. WES HAMILTON (85), G, Tulsa
4. LEONARD WILLIS (118), WR, Ohio State
5. (A) STEVE WAGNER (133), DB, Wisconsin, Choice from Atlanta for Oscar Reed.
5. (B) KEITH BARNETTE (150), RB, Boston Col.
6. TERRY EGERDAHL (180), WR/DB, Minnesota-Duluth
7. LARRY BRUNE (206), DB, Rice
8. NO CHOICE, traded along with New England along with 6th choice in 1977 for Doug Dumler.
9. ISAAC HAGINS (262), WR/RS, Southern
10. BILL SALMON (289), QB, Northern Iowa
11. STEVE KRACHER (318), RB, Montana St.
12. ROBERT SPARKS (345), DB, San Francisco St.
13. GARY PAULSON (372), DE, Colorado St.
14. JEFF STAPLETON (401), T, Purdue
15. RON GROCE (428), RB, Macalester
16. RANDY HICKEL (457), DB, Montana St.
17. DICK LUKOWSKI (484), DT, West Virginia

1977 (Drafted 27th)

1. TOMMY KRAMER (27), QB, Rice
2. DENNIS SWILLEY (55), G, Texas A&M
3. TOM HANNON (83), S, Michigan State
4. NO CHOICE, traded Seattle as a part of Ahmad Rashad trade.
5. KEN MOORE (138), TE, Northern Illinois
6. NO CHOICE, traded to New England for Doug Dumler.
7. NO CHOICE, traded to Cincinnati for Orlando Nelson.
8. CLINT STROZIER (222), S, USC
9. SCOTT STUDWELL (250), LB, Illinois
10. DAN BEAVER (278), K, Illinois
11. KEITH HERTWIG (306), WR, Arizona

12. JIM KELLEHER (335), RB, Colorado

1978 (Drafted Alternately 21, 20, 24, 23, 22)

1. RANDY HOLLOWAY (21), DE, Pittsburgh
2. JOHN TURNER (48), CB, Miami
3. WHIP WALTON (75), LB, San Diego St.
4. JIM HOUGH (100), C, Utah State
5. NO CHOICE, traded to the NY Giants for Bob Tucker.
6. NO CHOICE, traded to San Francisco for Nate Allen.
7. NO CHOICE, traded to Philadelphia for Bill Bradley.
8. MIKE WOOD (204), K, S.E. Missouri, Choice from Seattle for Amos Martin and Autry Beamon.
9. NO CHOICE, traded to NY Jets for Phil Wise in 1977.
9. MIKE DEUTSCH (240), P, Colorado St.
10. HUGHIE SHAW (272), RB, Texas A&M
11. RON HARRIS (299), RB, Colorado St.
12. JEFF MORROW (326), T, Minnesota

1979 (Drafted Alternately 16th and 17th)

1. TED BROWN (16), RB, North Carolina St.
2. DAVE HUFFMAN (43), C, Notre Dame
3. Forfeited
4. STEVE DILS (97), QB, Stanford
5. JERRY METER (129), LB, Michigan
6. JOE SENSER (152), TE, West Chester St.
7. BOB WINKEL (181), DT, Kentucky
8. NO CHOICE, traded to Baltimore for Frank Myers.
9. BILLY DIGGS (236), WR, Winston-Salem
10. NO CHOICE, traded to NY Jets for Phil Wise.
11. BRIAN NELSON (291), WR, Texas Tech
12. DAVID STEPHENS (317), LB, Kentucky

1980 (Drafted Alternately 9th, 10th, 11th)

1. DOUG MARTIN (9), DT, Washington
2. WILLIE TEAL (30), CB, LSU, Choice from San Francisco for 2nd and 3rd choice in 1980.
3. NO CHOICE, traded to San Francisco for 2nd rounder in 1980.
4. NO CHOICE, traded to San Francisco for 2nd rounder in 1980.
5. BRENT BOYD (68), G/C, UCLA, Choice from New Orleans in Steve Riley trade.
6. DENNIS JOHNSON (82), LB, USC
7. (A) DOUG PASCHAL (121), RB, North Carolina
7. (B) PAUL JONES (122), RB, California, from New Orleans in Steve Riley trade.
8. RAY YAKOVHINS (148), DE, East Stroudsburg St.
9. HENRY JOHNSON (174), LB, Georgia Tech
10. NO CHOICE, traded along with Carl Eller to Seattle for Steve Niehaus.
11. DENNIS MOSLEY (232), RB/WR, Iowa
12. KEN BROWN (258), WR/RS, Nebraska
13. SAM HARRELL (288), RB, East Carolina
14. THOMAS LANE (315), S, Florida A&M

1981 (Drafted Alternately 18th, 17th, 16th)

1. NO CHOICE, traded to Baltimore for two 2nd and a 5th round choice in 1981.
2. (A) MARDY McDOLE (39), WR, Mississippi, Choice from Baltimore for Isaac choice in 1981.
2. (B) ROBIN SENDLEIN (45), LB, Texas
3. (C) JARVIS REDWINE (52), RB, Nebraska, Choice from Baltimore.
3. NO CHOICE, to New Orleans in Steve Riley trade.
4. TIM IRWIN (74), T, Tennessee, Choice from New England for Chuck Foreman.
4. JOHN SWAIN (101), DB, Miami (Fla.)
5. WENDELL RAY (123), DE, Missouri, Choice from Baltimore.
6. NO CHOICE, traded to New Orleans in Steve Riley trade.
6. NO CHOICE, traded to Miami for Jim Langer.
7. DON SHAVER (184), RB, Kutztown St.
8. WADE WILSON (210), QB/P, East Texas St.
9. NO CHOICE, traded to Seattle for Nick Bebout.
10. JAMES MURPHY (266), WR, Utah State
11. WILLIAM STEPHANOS (293), T, Boston Col.
12. BRIAN WILLIAMS (320), TE, Southern

1982 (Drafted Alternately 7, 11, 10, 9, 8, 7)

1. DARRIN NELSON (7), RB, Stanford
2. TERRY TAUSCH (39), T, Texas
3. NO CHOICE, traded to New Orleans for Tony Galbreath.

- JIM FAHNHORST (92), LB, Minnesota
- NO CHOICE, traded to Miami for Langer.
- GREG STORR (147), LB, Boston College
- STEVE JORDAN (179), TE, Brown
- KIRK HARMON (206), LB, Pacific
- BRYAN HOWARD (233), S, Tennessee St.
- GERALD LUCEAR (260), WR, Temple
- CURTIS ROUSE (286), G, Chattanooga
- HOBBSON MILNER (318), RB, Cincinnati

1983 (Drafted Alternately 19, 18, 17, 16, 15)

- JOEY BROWNER (19), DB, USC
- NO CHOICE, traded to Philadelphia for Charlie Johnson
- WALKER LEE ASHLEY (73), LB, Penn St.
- MARK RUSH (100), RB, Miami (Fla.)
- MARK STEWART (127), LB, Washington
- MIKE JONES (159), WR, Tennessee St.
- CARL LEE (186), DB, Marshall
- NORRIS BROWN (213), TE, Georgia
- ROD ACHTER (239), WR, Toledo
- (A) MELVIN BROWN (255), DB, Mississippi
Choice from L.A. Rams for Ron Yary
- (B) WALTER TATE (265), C, Tennessee St.
- BRIAN BUTCHER (296), G, Clemson
- MAURICE TURNER (325), RB, Utah St.

1984 (Drafted Alternately 13, 12, 11, 15, 14)

- KEITH MILLARD (13), DE, Washington St.
- NO CHOICE, traded to Houston for Archie Manning
- ALFRED ANDERSON (67), RB, Baylor
- NO CHOICE, traded to Houston for Keith Casper
- NO CHOICE, traded to LA Raiders for 5th, 7th, and 11th choices in 1984.
- ALLEN RICE (140), RB, Baylor, Choice from L.A. Rams.
- DWIGHT COLLINS (154), WR, Pittsburgh
- (A) JOHN HAINES (180), DT, Texas
- (B) LOYD LEWIS (196), G, Texas A & I, Choice from L.A. Raiders.
- PAUL SVERICHHECK (206), DT, Cal Poly-SLO
- KEITH KIDD (235), WR, Arkansas
- JAMES SPENCER (268), LB, Oklahoma St.
- (A) EDGAR PICKETT (295), LB, Clemson
- (B) LAWRENCE THOMPSON (306), WR, Miami (Fla.), Choice from LA Raiders.
- MIKE A. JONES (321), RB, No Carolina A&T

1985 (Drafted Alternately 2nd, 3rd)

- (A) NO CHOICE, traded to Atlanta for 1st and 3rd choice in 1985.
- (B) CHRIS DOLEMAN (4), LB, Pittsburgh, Choice from Atlanta.
- ISSIAC HOLT (30), CB, Alcorn St.
- (A) KIRK LOWDERMILK (59), C, Ohio St.
- (B) TIM MEAMBER (60), LB, Washington, Choice from Atlanta.
- (C) TIM LONG (66), T, Memphis State, Choice from San Diego for John Turner.
- (A) GEORGE "Buster" RHYMES (85), WR, Oklahoma
- (B) KYLE MORRELL (106), S, BYU, Choice from LA Rams for Steve Dills
- MARK MacDONALD (115), G, Boston Coll.
- (A) STEVE BONO (142), QB, UCLA
- (B) TIM NEWTON (164), NT, Florida, Choice from L.A. Raiders for Brad Van Pelt.
- NO CHOICE, traded to Green Bay for Jan Stenerud.
- NIKITA BLAIR (198), LB, Texas El Paso
- JAIME COVINGTON (227), RB, Syracuse
- JUAN JOHNSON (254), WR, Langston
- TIM WILLIAMS (283), DB, North Carolina A&T
- BYRON JONES (310), DT, Tulsa

1986 (Drafted Alternately 9, 8, 7, 11, 10)

- GERALD ROBINSON (14), DE, Auburn, Choice from San Diego.
- NO CHOICE, traded to San Diego for San Diego's 1st and 3rd choice in 1986.
- NO CHOICE, traded to N.Y. Giants for Gary Zimmerman.
- NO CHOICE, traded to Miami for Anthony Carter.
- NO CHOICE, traded to NY Giants for Gary Zimmerman.
- NO CHOICE, traded to San Diego.
- JOE PHILLIPS (93), DT, SMU
- HASSAN JONES (120), WR, Florida St.
- THOMAS ROOKS (147), RB, Illinois

- CARL HILTON (179), TE, Houston
- GARY SCHIPPANG (206), T, West Chester St.
- MIKE SLATON (232), DB, South Dakota
- JOE CORMIER (259), TE, WR, USC
- JOHN ARMSTRONG (266), WR, Richmond
- JESSE SOLOMON (318), LB, Florida St.

1987 (Drafted 16th)

- D.J. DOZIER (14), RB, Penn State, Choice from Miami for 1st and 5th choices in 1987.
- NO CHOICE, traded to Miami.
- RAY BERRY (44), LB, Baylor
- HENRY THOMAS (72), NT, LSU
- REGGIE RUTLAND (100), S, Georgia Tech
- NO CHOICE, traded to Miami.
- GREG RICHARDSON (156), WR/KR, Alabama
- NO CHOICE, traded to Seattle for John Harris.
- RICK FENNEY (211), RB, Washington
- LEONARD JONES (239), S, Texas Tech
- ROBERT RILEY (267), T, Indiana
- BRENT PEASE (295), QB, Montana
- KEITH WILLIAMS (323), DT, Florida

1988 (Drafted Alternately 19, 15, 16, 17, 18)

- RANDALL McDANIEL (19), G, Arizona St.
- NO CHOICE, to Denver for Denver's 2nd, 4th, and 6th choices in 1988.
- BRAD EDWARDS (54), S, South Carolina, Choice from Denver.
- AL NOGA (71), DT, Hawaii
- NO CHOICE, to New England along with 11th choice in Rich Gannon trade.
- TODD KALIS (108), G, Arizona State, Choice from Denver.
- DARRELL FULLINGTON (124), S, Miami
- NO CHOICE, traded to Miami.
- DERRICK WHITE (164), CB, Oklahoma, Choice from Denver.
- BRAD BECKMAN (183), TE, Neb.-Omaha
- JOE CAIN (210), LB, Oregon Tech
- PAUL MCGOWAN (237), LB, Florida State
- BRIAN HABIB (264), DT, Washington
- NORMAN FLOYD (295), S, South Carolina, Choice from New England for 9th rounder in 1989.
- NO CHOICE, traded to New England in Rich Gannon trade.
- NO CHOICE, traded to NY Giants.

1989 (Drafted 24th)

- NO CHOICE, traded to Pittsburgh for Mike Merriweather.
- DAVID BRAXTON (52), LB, Wake Forest
- JOHN HUNTER (60), T, BYU
- DARRYL INGRAM (108), TE, California, Exercised in 1988 Supplemental Draft for Ryan Bethua, WR, South Carolina
- JEFF MICKEL (163), T, E. Washington
- BENJI ROLAND (191), NT, Auburn
- ALEX STEWART (219), DE, Cal. State-Fullerton
- NO CHOICE, traded to New England for 11th choice in 1988.
- NO CHOICE, traded to Miami.
- BRAD BAXTER (303), RB, Alabama State
- (A) SHAWN WOODSON (331), LB, James Madison
- (B) EVERETT ROSS (335), WR/KR, Ohio State, Choice from LA Raiders for 11th choice in 1990.

1990 (Drafted Alternately 23, 22, 21)

- NO CHOICE, traded to Dallas in Herschel Walker trade.
- NO CHOICE, traded to Dallas in Herschel Walker trade.
- (A) MIKE JONES (54), TE, Texas A&M, Choice from Dallas in Herschel Walker trade.
- (B) MARION HOBBY (74), DE, Tennessee
- ALONZO HAMPTON (104), CB, Pittsburgh
- (A) REGGIE THORNTON (116), WR, Bowling Green, Choice from San Diego through Dallas in Herschel Walker trade.
- (B) CEDRIC SMITH (131), RB Florida
- NO CHOICE, traded to Dallas in Herschel Walker trade.
- JOHN LEVELIS (186), LB, C.W. Post
- CRAIG SCHLICHTING (214), DE, Wyoming

- TERRY ALLEN (241), RB, Clemson
- (A) PAT NEWMAN (249), WR, Utah St., Choice from Dallas in Herschel Walker trade
- (B) DONALD SMITH (271), CB, Liberty
- NO CHOICE, traded to LA Raiders for 12th choice in 1989.
- RON GOETZ (324), LB, Minnesota

1991 (Drafted Alternately 12, 11, 10, 9, 8, 7)

- NO CHOICE, traded to Dallas in Herschel Walker trade.
- NO CHOICE, traded to Dallas in Herschel Walker trade.
- (A) CARLOS JENKINS (65), LB, Michigan St.
- (B) JAKE REED (68), WR, Grambling, Choice from Dallas in Herschel Walker trade.
- RANDY BALDWIN (92), RB, Mississippi
- CHRIS THOME (119), C/G, Minnesota
- NO CHOICE, traded to LA Raiders.
- TODD SCOTT (163), S, SW Louisiana, Choice from LA Raiders.
- (A) SCOTT REAGAN (179), DT, Humboldt
- (B) TRIPP WELBORN (180), S, Michigan, Choice from LA Raiders.
- REGGIE JOHNSON (206), DE, Arizona
- GERALD HUDSON (232), RB, Oklahoma St.
- BRADY PIERCE (259), T, Wisconsin
- IVAN CAESAR (266), LB, Southern College
- DARREN HUGHES (313), WR, Carson-Newman

1992 (Drafted Alternately 13, 12, 15, 14)

- NO CHOICE, to Dallas in Herschel Walker trade.
- ROBERT HARRIS (39), DE, Southern, Choice from Seattle in Keith Millard trade.
- NO CHOICE, to Dallas in Herschel Walker trade.
- NO CHOICE, to Dallas in Herschel Walker trade.
- ROY BARBER (98), DT, North Carolina
- ED McDANIEL (125), LB, Clemson
- MIKE GADDIS (152), RB, Oklahoma
- DAVID WILSON (183), S, California
- LUKE FISHER (210), TE, East Carolina
- (A) BRAD JOHNSON (227), QB, Florida St., Choice from Tampa Bay in Jimmy Williams trade.
- (B) RONNIE WEST (237), WR, Pittsburg St
- BRAD CULPEPPER (264), DT, Florida
- CHARLES EVANS (295), RB, Clark
- JOE RANDOLPH (322), WR, Elon

1993 (Drafted Alternately 21, 24, 23, 22, 21, 20)

- ROBERT SMITH (21), RB, Ohio St.
- QADRY ISMAIL (52), WR, Syracuse
- (A) JOHN GERAK (57), G, Penn St., Choice from Seattle in Keith Millard trade.
- (B) GILBERT BROWN (79), DT, Kansas
- ASHLEY SHEPPARD (106), LB, Clemson
- EVERETT LINDSAY (133), T, Mississippi
- NO CHOICE, traded to Washington for George Hinkle and Joe Johnson.
- GINO TORRETTA (192), QB, Miami
- NO CHOICE, traded to San Francisco for Keith Henderson.

1994 (Drafted Alternately 19, 18, 17, 16, 20)

- (A) DEWAYNE WASHINGTON (18), CB, North Carolina St. Choice from Denver in Gary Zimmerman trade.
- (B) TODD STEUSSIE (19), T, California
- (A) DAVID PALMER (40), WR/RB, Alabama, Choice from Atlanta in Chris Doleman trade.
- NO CHOICE, Compensation choice to Atlanta in Chris Doleman trade.
- NO CHOICE, To LA Raiders for 2nd and 4th choices in 1994.
- (B) FERNANDO SMITH (55), DE, Jackson St. Choice from L.A. Raiders in exchange of draft picks.
- NO CHOICE, To Pittsburgh in Adrian Cooper trade.
- NO CHOICE, To Houston in Warren Moon trade.
- MIKE WELLS (125), DT, Iowa, Choice from LA Raiders in exchange of draft picks.
- SHELLY HAMMONDS (134), CB, Penn State, Choice from Washington in Rich Gannon trade.
- NO CHOICE, To Kansas City in Barry Word trade.
- ANDREW JORDAN (179), TE, Western Carolina, Choice from Denver in Gary Zimmerman trade.
- NO CHOICE, To Pittsburgh in Adrian Cooper trade.
- PETE BERGICH (211), LB, Notre Dame

HISTORY

1995 (Drafted Alternately 24th, 23rd, 25th)

- (A) DERRICK ALEXANDER (11), DE, Florida State. Choice from Denver through Atlanta in Chris Doleman trade.
- (B) KOREY STRINGER (24), T, Ohio State
- (A) ORLANDO THOMAS (42), S, SW Louisiana. Choice from Denver in Gary Zimmerman trade.
- (B) COREY FULLER (55), CB, Florida State
- NO CHOICE. To Houston in Warren Moon trade.
- CHAD MAY (121), QB, Kansas St. Choice from Denver for 4th and 6th choices in 1995.
- NO CHOICE. Traded to Denver.
- JAMES STEWART (157), RB, Miami
- NO CHOICE. Traded to Denver.
- JOHN SOLOMON (196), LB, Sam Houston State. Choice from NY Giants in Vencie Glenn trade.
- (A) JOSE WHITE (232), DT, Howard
- (B) JASON FISK (243), DT, Stanford. Compensatory Selection.

1996 (Drafted Alternately 16, 15, 17)

- DUANE CLEMONS (16), LB, California
- JAMES MANLEY (45), DT, Vanderbilt
- MOE WILLIAMS (75), RB, Kentucky
- HUNTER GOODWIN (97), TE, Texas A&M. Choice from Arizona in exchange of draft picks.
- NO CHOICE. Traded to Arizona in exchange of draft picks.
- SEAN BOYD (137), S, North Carolina. Choice from NY Giants in Vencie Glenn trade.
- NO CHOICE. Traded to Arizona in exchange of draft picks.
- NO CHOICE. Traded to NY Giants in Vencie Glenn trade.
- JON MERRILL (223), OL, Duke.

1997 (Drafted Alternately 20, 19, 18, 17, 21)

- DWAYNE RUDD (20), LB, Alabama
- TORRIAN GRAY (49), S, Virginia Tech
- STALIN COLINET (78), DE, Boston College
- ANTONIO BANKS (113), CB, Virginia Tech
- TONY WILLIAMS (151), DT, Memphis
- ROBERT TATE (183), WR, Cincinnati
- (A) ARTIE ULMER (202), LB, Valdosta St.
- (B) MATTHEW HATCHETTE (235), WR, Langston, Compensatory Selection.

1998 (Drafted Alternately 21, 20, 19, 18, 21)

- RANDY MOSS (21), WR, Marshall
- KALEE WONG (51), LB, Stanford
- RAMOS McDONALD (80), DB, New Mexico
- KIVUUSAMA MAYS (110), LB, North Carolina
- KERRY COOKS (144), SS, Iowa
- MATT BIRK (173), OT, Harvard
- (A) CHESTER BURNETT (208), LB, Arizona
- (B) TONY DARDEN (225), CB, Texas Tech, Compensatory Selection.

1999 (Drafted 29th)

- (A) DAUNTE CULPEPPER (11), QB, Central Florida. Choice from Washington in Brad Johnson trade.
- (B) DIMITRIUS UNDERWOOD (29), DE, Mich. St.
- JIM KLEINSASSER (44), TE, North Dakota. Choice from Pittsburgh in exchange of draft picks.
- (A) NO CHOICE. Traded to New England for Jimmy Hitchcock in 1998.
- (A) KENNY WRIGHT (120), DB, Northwestern St. Choice from Miami for Hunter Goodwin.
- (B) JAY HUMPHREY (125), T, Texas.
- CHRIS JONES (169), LB, Clemson Compensatory Selection.
- (A) TALANCE SAWYER (185), DL, UNLV. Choice from Tampa Bay through Baltimore for Everett Lindsay.
- (B) ANTICO DALTON (199), LB, Hampton
- NOEL SCARLETT (236), DL, Langston.

2000 (Drafted 26th)

- CHRIS HOVAN (26), DT, Boston College.
- (A) FRED ROBBINS (55), DT, Wake Forest. Choice from Washington in Brad Johnson trade.
- (B) MICHAEL BOIREAU (56), DE, Miami (Fla.)
- DOUG CHAPMAN (88), RB, Marshall.

- (A) ANTONIO WILSON (106), LB, Texas A&M-Commerce. Choice from Baltimore for Everett Lindsay.
- (B) TYRONE CARTER (118), DB, Minnesota.
- TROY WALTERS (165), WR, Stanford.
- (A) NO CHOICE. Traded to Cleveland with Stain Colinet for Jerry Ball in 1999. Compensatory Selection.
- (B) MIKE MALANO (240), C, San Diego St. Compensatory Selection.
- (C) GILES COLE (244), TE, Texas A&M-Kingsville. Compensatory Selection.
- (D) LEWIS KELLY (248), OL, South Carolina St. Compensatory Selection.

2001 (Drafted 27th)

- MICHAEL BENNETT (27), RB, Wisconsin
- WILLIE HOWARD (57), DT, Stanford
- ERIC KELLY (69), CB, Kentucky. Choice from New England in exchange of draft picks.
- (B) NO CHOICE. Traded to New England in exchange of draft picks.
- (A) NO CHOICE. Traded to New England in exchange of draft picks.
- (B) SHAWN WORTHEN (130), DT, TCU.
- (C) CEDRIC JAMES (131), WR, TCU.
- PATRICK CHUKWURAH (157), LB, Wyoming
- CAREY SCOTT (189), CB, Kentucky State
- BRIAN CRAWFORD (225), T, Western Oregon

2002 (Drafted 7th)

- BRYANT MCKINNIE (7), T, Miami (Fla.)
- RAONALL SMITH (39), LB, Washington St.
- WILLIE OFFORD (70), DB, South Carolina
- (A) BRIAN WILLIAMS (105), DB, North Carolina State
- (B) ED TA AMU (132), G, Utah
- NICK ROGERS (177), LB, Georgia Tech
- CHAD BEASLEY (218), DT, Virginia Tech

2003 (Drafted 7th)

- KEVIN WILLIAMS (9), DT, Oklahoma State
- E.J. HENDERSON (40), LB, Maryland
- NATE BURLESON (71), WR, Nevada-Reno
- ONTERRIO SMITH (105), RB, Oregon
- (A) EDDIE JOHNSON (180), P, Idaho State
- (B) MICHAEL NATTIEL (190), LB, Florida. Choice from New Orleans for Todd Bouman.
- KEENAN HOWRY (221), WR, Oregon

2004 (Drafted 19th)

- NO CHOICE. Traded to Miami in exchange of draft picks.
- KENECHI UDEZE (20), DE, USC. Choice from Miami in exchange of draft picks.
- DONTARRIOUS THOMAS (48), LB, Auburn
- DARRION SCOTT (88), DE, Ohio State. Choice obtained from Baltimore in exchange of draft picks.
- (A) NAT DORSEY (115), T, Georgia Tech
- (B) MEWELDE MOORE (119), RB, Tulane. Choice obtained from Miami in exchange of draft picks.
- ROD DAVIS (155), LB, Southern Mississippi
- DEANDRE EILAND (184), DB, South Carolina
- JEFF DUGAN (220), TE, Maryland

2005 (Drafted 18th)

- TROY WILLIAMSON (7), WR, South Carolina. Choice from Oakland in Randy Moss trade.
- ERASMUS JAMES (18), DE, Wisconsin
- MARCUS JOHNSON (49), G, Mississippi
- DUSTIN FOX (80), S, Ohio State
- CIATRICK FASON (112), RB, Florida. Choice from Washington in exchange of picks.
- NO CHOICE. Traded to Washington in exchange of draft picks.
- (B) JAY HUMPHREY (125), T, Texas.
- C.J. MOSLEY (191), DT, Missouri
- ADRIAN WARD (219), CB, Texas-El Paso. Choice from Oakland in Randy Moss trade.
- NO CHOICE. Traded to NY Jets in Sam Cowart trade.

2006 (Drafted 17th)

- CHAD GREENWAY (17), LB, Iowa
- (A) CEDRIC GRIFFIN (48), CB, Texas.
- (B) RYAN COOK (51), C, New Mexico. Choice from Miami in Daunte Culpepper trade.
- (C) TARVARIS JACKSON (64), DB, Alabama State. Choice from Pittsburgh in exchange of picks.

- (A) NO CHOICE. Traded to Pittsburgh in exchange of picks.
- (B) NO CHOICE. Traded to Pittsburgh in exchange of picks.
- (A) Traded to Philadelphia for 4b and G Arts Hicks.
- RAY EDWARDS (127), DE, Purdue. Choice from Philadelphia in exchange of draft picks.
- GREG BLUE (149), S, Georgia.
- NO CHOICE. Traded to Philadelphia for Arts Hicks.
- NO CHOICE. Traded to San Diego for G Toriu Fonoti.

2007 (Drafted 7th)

- ADRIAN PETERSON (7), RB, Oklahoma.
- SIDNEY RICE (44), WR, South Carolina. Choice from Atlanta in exchange of draft picks.
- MARCUS MCCAULEY (72), CB, Fresno State
- BRIAN ROBISON (102), DE, Texas. Choice from Tampa Bay in exchange of draft picks.
- AUNORAE ALLISON (146), WR, East Carolina
- RUFUS ALEXANDER (176), LB, Oklahoma. Choice from Denver in exchange of draft picks.
- (A) TYLER THIGPEN (217), QB, Coastal Carolina.
- (B) CHANDLER WILLIAMS (233), WR, Florida International. Choice from Denver in exchange of draft picks.

2008 (Drafted 18th)

- NO CHOICE. Traded to Kansas City for DE Jared Allen.
- TYRELL JOHNSON (43), S, Alabama State. Choice from Carolina in exchange of draft picks.
- (A) NO CHOICE. Traded to Kansas City for DE Jared Allen.
- (B) NO CHOICE. Traded to Kansas City for DE Jared Allen.
- NO CHOICE. Traded to Philadelphia in exchange of draft picks.
- (A) JOHN DAVEN BOOTY (137), QB, USC. Choice from Green Bay in exchange of draft picks.
- (B) LeTROY GUION (152), DT, Florida State. Choice from Philadelphia in exchange of draft picks.
- (A) JOHN SULLIVAN (187), C, Notre Dame. Choice from Kansas City in exchange of draft picks.
- (B) JAYMAR JOHNSON (193), WR, Jackson State. Choice from Jacksonville in Troy Williamson trade.
- NO CHOICE. Traded to Green Bay in exchange of draft picks.

BOLD denotes players who made the Vikings active roster at some point in their career.



Gary Zimmerman

Tackle...6' 6" 294 lbs...Oregon...14 seasons: LA Express (1984-86), Minnesota Vikings (1986-92), Denver Broncos (1993-97)...Played and started 108 games for the Vikings...Played in 184 career NFL games...Named All-Pro 8 times, including 3 with Minnesota in 1988, '89 and '92...Selected to 7 Pro Bowls, including 1987-89, '92 with the Vikings...Originally selected in the 1st round of the 1984 Supplemental Draft by NY Giants and in 1984 USFL Draft by LA Express where he spent 1984 and '85 seasons...Vikings acquired his

rights via trade with NY Giants in 1986...Helped Vikings to 1987 NFC Championship game...Traded to Denver in 1993 preseason...Won Super Bowl XXXII with Denver...Named to NFL All-Decade teams for 1980s and 1990s...Born December 13, 1961, in Fullerton, CA...Inducted August 2, 2008...Other induction class members: Fred Dean, Darrell Green, Art Monk, Emmitt Thomas, Andre Tippett.



Carl Eller

Defensive End...6' 5" 250 lbs...Minnesota...16 seasons: Minnesota Vikings (1964-1978), Seattle Seahawks (1979)...Played in 209 and started 201 games as a Viking, joining Jim Marshall and Mick Tingelhoff as the only players in team history to start 200+ games...Played in 225 career NFL games...Named All-Pro 5 times, including 4 straight from 1968-71...Played in 6 Pro Bowls, 1968-71, 73-74...Started at left defensive end in four Super Bowls (IV, VIII, IX, XI)...Vikings won the NFC Central in 10 of his final 11 seasons with

the team...Vikings career record holder with 130.0 sacks...Holds team record with a sack in 8 straight games and is the only Viking to post 15+ sacks in a season multiple times...Selected with the 6th overall pick in the NFL Draft in 1964...Born February 25, 1942, in Winston-Salem, NC...Inducted August 8, 2004...Presented by Regis Eller ...Other induction class members: Bob Brown, John Elway, Barry Sanders.



Ron Yary

Tackle...6' 5" 255 lbs...Southern California...15 seasons: Minnesota Vikings (1968-1981), Los Angeles Rams (1982)...Drafted by Minnesota with the 1st overall pick in 1968...Took over the Vikings right tackle spot midway through the 1969 season and was a fixture there for the rest of his career...Was named All-Pro 6 consecutive times...Was All-NFC 8 straight seasons...Played in 7 Pro Bowls...Started at right tackle in Super Bowls IV, VII, IX, XI...Missed only 2 games in his career with injuries due to a broken ankle in 1980

but came back to play with the injury for the rest of the season...His blend of size, speed and strength was unique at the time and ushered in a new era of offensive line play...Born July 16, 1946, in Chicago, IL...Inducted into the Hall of Fame August 4, 2001...Presented by John Michels...Other induction class members: Nick Buoniconti, Marv Levy, Mike Munchak, Jackie Slater, Lynn Swann, Jack Youngblood.



Paul Krause

Safety...6' 3" 200 lbs...Iowa...16 seasons: Washington Redskins (1964-1967) and Minnesota Vikings (1968-1979)...Second-round pick by Washington Redskins, 1964...Led NFL in interceptions with 12 as a rookie and was named 1st-team All Pro...In his 1st season as a Viking he intercepted passes in 6 consecutive games...Still the all-time NFL leader in interceptions with 81...Also ranks 3rd all-time with 1,185 career yards on interception returns...His 10 intercep-



tions in 1975 remains a club record...Played in 8 Pro Bowls...Started at safety in 4 Super Bowls (IV, VIII, IX, XI)...Voted All-NFL 4 times and All-NFC 5 times...Born February 19, 1942, in Flint, MI...Inducted into the Pro Football Hall of Fame August 1, 1998....Presented by Jerry Burns...Other induction class members: Tommy McDonald, Anthony Munoz, Mike Singletary, Dwight Stephenson.



Bud Grant

Head Coach...Minnesota...18 seasons: Minnesota Vikings (1967-1983, 1985)...NFL regular season coaching record 158-96-5...Had 10-12 mark in postseason play...Led Vikings to 11 NFC/NFL divisional championships, claiming titles in 1968-71, 1973-78, 1980...Led team to 1969 NFL title...National Football Conference Champions 1973, 1974, 1976...His Vikings teams played in Super Bowls IV, VIII, IX, XI...First person to be elected to both the Pro Football Hall of Fame and the Canadian Football League Hall of Fame (May



13, 1983)...In 28 seasons as a head coach, won a total of 290 football games...1969 NFL Coach of the Year...Came to the Vikings after a 10-year tenure (102-56-2) with the Winnipeg Blue Bombers in the Canadian Football League...Led Blue Bombers to 6 Western Conference championships...Grant brought the Bombers to 6 Grey Cups, winning the CFL Championship 4 times 1958, 1959, 1961 and 1962...Played 6 years of professional football, 2 with Philadelphia Eagles (1951-52) and 4 with the Winnipeg Blue Bombers (1953-1956)...Holds pro football record for most interceptions in a game with 5 vs. Saskatchewan (10/28/53)...Played 2 seasons with the NBA's Minneapolis Lakers (1950-1951)...Born May 20, 1927, in Superior, WI...Inducted into the Pro Football Hall of Fame July 30, 1994...Presented by Sid Hartman...Other induction class members: Tony Dorsett, Jimmy Johnson, Leroy Kelly, Jackie Smith, Randy White.



Jim Finks

Administrator...Tulsa...22 seasons: Minnesota Vikings (1964-1973), Chicago Bears (1974-1982), New Orleans Saints (1986-1993)...Served as Vikings general manager and vice-president...Hired Bud Grant in 1967 from the CFL...Finks helped the Vikings win 5 NFC Central Division crowns...Vikings appeared in Super Bowls IV and VIII under Finks' guidance...Developed Vikings, Bears and Saints, all teams with losing records, into winners...Vikings posted a 42-14 record during his 4 seasons as



team general manager/vice president...1973 NFL Executive of the Year...Long-time member of the NFL competition committee...Played DB/QB for the Pittsburgh Steelers (1949-1955)...Born August 31, 1927, in St. Louis, MO...Died May 8, 1994...Inducted into the Hall of Fame July 29, 1995...Inducted posthumously, represented by his son, Jim Finks, Jr...Presented by Edward W. McCaskey...Other induction class members: Henry Jordan, Steve Largent, Lee Roy Selmon, Kellen Winslow.



Alan Page

Defensive Tackle...6' 4" 225 lbs...Notre Dame...15 seasons: Minnesota Vikings (1967-1978), Chicago Bears (1978-1981)...Consensus All-America, 1966...First-round pick, 1967...Played in 236 straight games, including 4 Super Bowls (IV, VIII, IX, XI)...Named NFL Most Valuable Player 1971...Four-time NFC Defensive Player of the Year...All NFL/NFC 9 years...Played in 9 Pro Bowls...Career marks: 23 opponent fumble recoveries...Blocked 28 kicks...Recorded 148.5 sacks...Currently serves on the Minnesota



Supreme Court...Remains active in the Twin Cities community through the Page Education Foundation...Born August 7, 1945, in Canton, OH...Inducted into the Hall of Fame July 30, 1988...Presented by Minneapolis public schools principal Willarene Beasley...Other HOF induction class members: Fred Biletnikoff, Mike Ditka, Jack Ham.



Fran Tarkenton

Quarterback...6' 0" 185 lbs...Georgia...18 seasons: Minnesota Vikings (1961-1966, 1972-1978) New York Giants (1967-1971)...Third-round pick, 1961...An instant Vikings star with 4 TD passes after coming off the bench to beat the Bears 37-13 in the 1st game in franchise history vs. Chicago (9/17/61)...Dealt to New York in 1967 and back to the Vikings in 1972 in stunning trades...At retirement, led NFL lifetime passers in attempts (6,467), completions (3,686), passing yards (47,003), TD passes (342)...1975 NFL Most



Valuable Player...Rushed for 3,674 yards, 32 TDs...Led Vikings to 3 Super Bowls (VIII, IX, XI)...A 4-time All-NFL selection...Played in 9 Pro Bowls...Born February 3, 1940, in Richmond, VA...Inducted into the Hall of Fame August 2, 1986...Presented by Max Winter...Other induction class members: Paul Hornung, Ken Houston, Willie Lanier, Doak Walker.

Other players in Pro Football Hall of Fame who played for or coached the Minnesota Vikings:

Hugh McElhenny, Halfback, 1961-1962
Norm Van Brocklin, Head Coach, 1961-1966
Jim Langer, Center, 1980-1981
Jan Stenerud, Kicker, 1984-1985
Dave Casper, Tight End, 1983
Warren Moon, Quarterback, 1994-96

Pro Football Hall of Fame Class of 1970
Pro Football Hall of Fame Class of 1971
Pro Football Hall of Fame Class of 1987
Pro Football Hall of Fame Class of 1991
Pro Football Hall of Fame Class of 2002
Pro Football Hall of Fame Class of 2006



Hugh McElhenny



Norm Van Brocklin



Jim Langer



Jan Stenerud



Dave Casper



Warren Moon

MINNESOTA VIKINGS RING OF HONOR

The Ring of Honor recognizes Vikings legends for their contributions to the success of the team on and off the field. Members of the Ring of Honor are recognized with a banner on the facade of the Metrodome's upper deck, forever living in Vikings lore.



Fran Tarkenton

Quarterback...6' 0" 185 lbs...Georgia...18 seasons: Minnesota Vikings (1961-66, 1972-78) New York Giants (1967-1971)...Third-round pick, 1961...An instant star with 4 TD passes coming off the bench to beat the Bears 37-13 in the 1st game in franchise history vs. Chicago (9/17/61)...Dealt to New York Giants in 1967 and back to the Vikings in 1972 in stunning trades...At retirement, led lifetime NFL passers in attempts (6,467), completions (3,686), passing yards (47,003), TD passes (342)...1975 NFL Most Valuable Player...Rushed for 3,674 yards, 32 touchdowns...Led Vikings to 3 Super Bowls (VIII, IX, XI)...A 4-time All-NFL selection...Played in 9 Pro Bowls...Born February 3, 1940, in Richmond, VA...Inducted into the Vikings Ring of Honor on September 9, 1998.



Alan Page

Defensive Tackle...6' 4" 225 lbs...Notre Dame...15 seasons: Minnesota Vikings (1967-1978), Chicago Bears (1978-1981)...First-round pick, 1967, 15th overall player selected...Played in 236 straight games, including 4 Super Bowls (IV, VIII, IX, XI)...Named NFL Most Valuable Player by Associated Press in 1971, the 1st defensive player to ever win the award and joins only Fran Tarkenton and Randall Cunningham as the only Vikings to earn the honor...A 4-time NFC Defensive Player of the Year...All NFL/NFC 9 years...Played in nine Pro Bowls...Career marks: 23 opponent fumble recoveries...Blocked 28 kicks...Recorded 148.5 sacks...Ranks 4th in Vikings history and leads all defensive linemen with 1,120 career tackles...Currently serves on the Minnesota Supreme Court...Active in the Twin Cities community through the Page Education Foundation...Born August 7, 1945, in Canton, OH...Inducted into the Vikings Ring of Honor on September 20, 1998.



Jim Finks

Administrator...Tulsa...22 seasons: Minnesota Vikings (1964-1973), Chicago Bears (1974-1982), New Orleans Saints (1986-1993)...Served as Vikings general manager and vice-president...Hired Bud Grant in 1967 from the CFL...Finks helped the Vikings win 5 NFC Central Division crowns...Vikings appeared in Super Bowls IV and VIII under Finks guidance...Developed Vikings, Bears and Saints, all teams with losing records, into winners...Vikings posted a 42-14 record during his 4 seasons as team general manager/vice president...1973 NFL Executive of the Year...Long time member of the NFL competition committee...Played DB/QB for the Pittsburgh Steelers (1949-1955)...Born August 31, 1927, in St. Louis, MO...Died May 8, 1994...Inducted into Vikings Ring of Honor on October 18, 1998.



Bud Grant

Head Coach...Minnesota...18 seasons: Minnesota Vikings (1967-1983, 1985)...NFL regular season coaching record 158-96-5...Had 10-12 mark in post-season play...Led Vikings to 11 divisional championships in 1968-71, 1973-78, 1980...Led team to 1969 NFL Title...National Football Conference Champions 1973, 1974, 1976...His Vikings teams played in Super Bowls IV, VIII, IX, XI...First person to be elected to both the Pro Football Hall of Fame and the Canadian Football League Hall of Fame (May 13, 1983)...In 28 seasons as a head coach, won a total of 290 football games...1969 NFL Coach of the Year...Came to the Vikings after 10-year tenure (102-56-2) with the Winnipeg Blue Bombers of the CFL...Played 2 seasons for NBA's Minneapolis Lakers...Born May 20, 1927, in Superior, WI...Inducted into the Vikings Ring of Honor on November 8, 1998.

**Paul Krause**

Safety...6' 3" 200 lbs...Iowa...16 seasons: Washington Redskins (1964-1967) and Minnesota Vikings (1968-1979)...Second-round pick Redskins, 1964...Led NFL in interceptions with 12 as a rookie and was named 1st-team All Pro...In his first season as a Viking he intercepted passes in 6 consecutive games...Still the all-time NFL leader in interceptions with 81...Also ranks 3rd all-time with 1,185 career yards on interception returns...His 10 interceptions in 1975 remains a club record...Played in 8 Pro Bowls...Started at safety in 4 Super Bowls (IV, VIII, IX, XI)...Voted All-NFL 4 times and All-NFC 5 times...Born February 19, 1942, in Flint, MI...Inducted into the Vikings Ring of Honor on November 15, 1998.

**Fred Zamberletti**

Athletic Trainer...Iowa...43 seasons: Minnesota Vikings (1961-2003)...The first athletic trainer the Vikings had and continues working with the teams athletic training staff giving advice and counsel...Has never missed a Vikings pre-season, regular season, post-season or all-star game, working 888 consecutive contests...Has not missed a day of work in 43 seasons with the team...Has won numerous awards in his field, including being named the Professional Athletic Trainer of the Year in 1986 and in 1996 the Vikings staff was honored as the NFL Athletic Training Staff of the Year...Born May 28, 1932 in Melchior, IA...Inducted into the Vikings Ring of Honor on December 20, 1998.

**Jim Marshall**

Defensive End...6' 4" 248 lbs...Ohio State...20 seasons: Cleveland Browns (1960) and Minnesota Vikings (1961-1979)...Ranks 1st in NFL history with 282 consecutive games played and started, 270 of those coming with the Vikings...Ranks 2nd in Vikings history with 127 sacks...Played in 2 Pro Bowls, following the 1968 and '69 seasons...Led or tied for team lead in sacks in each of the Vikings first 6 seasons (1961-66)...Holds NFL and Vikings record with 29 career fumble recoveries...Ranks 9th in Vikings history with 988 career tackles, ranking behind only Alan Page among defensive linemen...Joined fellow linemen Carl Eller, Gary Larsen and Alan Page to form the vaunted Purple People Eaters, one of the top defensive units of their era in the NFL...Started at DE in 4 Super Bowls (IV, VIII, IX, XI)...Originally a 4th-round draft pick by Cleveland in 1960...Born December 30, 1937 in Danville, KY...Inducted into the Vikings Ring of Honor on November 28, 1999.

**Ron Yary**

Tackle...6' 5" 255 lbs...Southern California...15 seasons: Minnesota Vikings (1968-1981), Los Angeles Rams (1982)...Drafted by Minnesota with the 1st overall pick in 1968...The first OL to be drafted #1 overall in League history...Took over the Vikings RT spot midway through the 1969 season and was a fixture there for the rest of his career...Was named All-Pro 6 consecutive times...Was All-NFC 8 straight seasons...Played in 7 Pro Bowls...Started in Super Bowls IV, VII, IX, XI...Missed only 2 games in his career with injuries due to a broken ankle in 1980...His blend of size, speed and strength was unique when he entered the League and ushered in a new era of offensive line play...Born July 16, 1946, in Chicago, IL...Inducted into the Vikings Ring of Honor September 9, 2001.

**Korey Stringer**

Tackle...6' 5" 335 lbs...Ohio State...6 seasons: Minnesota Vikings (1995-2000)...Drafted by Minnesota with the 24th pick of the 1995 Draft...Took over the Vikings right tackle spot in the 2nd game of his rookie year and never relinquished the spot...Started 91 of the 93 games he played in the NFL and all 9 playoff games...Selected to the Pro Bowl following the 2000 season...Named a 2nd-Team All-Pro by College and Pro Football Newsweekly following the 1998 season...Named to the All-Rookie team team by College and Pro Football Newsweekly and Football News after starting 15 of 16 games as a rookie...Born May 8, 1974, in Warren, OH...Died August 1, 2001...Inducted into the Vikings Ring of Honor November 19, 2001.

**Mick Tingelhoff**

Center...6' 2" 237 lbs...Nebraska...17 seasons; Minnesota Vikings (1962-1978)...Played in and started 240 consecutive games, never missing a start in his 17 seasons...Named All-Pro 7 consecutive years...Played in 6 straight Pro Bowls...Named to the 1,000-Yard Club in 1969, honoring the NFL's top blocker...Started at center in four Super Bowls (IV, VIII, IX, XI)...Signed with the Vikings as a free agent in 1962, taking over starting duties at C in the 2nd preseason game and never relinquishing them until his retirement following the 1978 season...Born May 22, 1940 in Lexington, NE...Inducted into the Vikings Ring of Honor November 25, 2001.

**Carl Eller**

Defensive End...6' 5" 250 lbs...Minnesota...16 seasons; Minnesota Vikings (1964-1978), Seattle Seahawks (1979)...Played in 209 and started 201 games as a Viking, joining Jim Marshall and Mick Tingelhoff as the only players in team history to start 200+ games...Played in 225 career NFL games...Named All-Pro 5 times, including 4 straight from 1968-71...Played in 6 Pro Bowls, 1968-71, 73-74...Started at left defensive end in four Super Bowls (IV, VIII, IX, XI)...Vikings won the NFC Central in 10 of his final 11 seasons with the team...Vikings career record holder with 130.0 sacks...Holds team record with a sack in 8 straight games and is the only Viking to post 15+ sacks in a season multiple times...Selected with the 6th overall pick in the NFL Draft in 1964...Born February 25, 1942 in Winston-Salem, NC...Inducted into the Vikings Ring of Honor November 10, 2002.

**Cris Carter**

Wide Receiver...6' 3" 210 lbs...Ohio State...16 seasons; Philadelphia Eagles (1987-1989), Minnesota Vikings (1990-01), Miami Dolphins (2002)...Played in 188 and started 177 games as a Viking, a record among Vikings WRs...Played in 234 career NFL games...Named All-Pro 4 times...Played in 8 straight Pro Bowls, 1993-00...Caught a pass in Vikings-record 111 straight games...Holds Vikings records for catches (1,004), receiving TDs (110) and receiving yards (12,383)...Holds Vikings record with 40 career 100-yard receiving games...Named to NFL's Team of the Decade for the 1990s...Recipient of the Byron "Whizzer" White Award by the NFL Players Association and the NFL Walter Payton Man of the Year Award in 1999...Claimed by Vikings off waivers from Philadelphia in 1990...Selected by Philadelphia in 4th round of 1987 supplemental draft...Born November 25, 1965 in Troy, OH...Inducted into the Vikings Ring of Honor September 14, 2003.

**Bill Brown**

Running Back...5' 11" 230 lbs...Illinois...14 seasons; Chicago Bears (1961), Minnesota Vikings (1962-74)...Vikings career leader in rushing attempts with 1,627...Tied with Chuck Foreman for team record with 52 career rushing TDs...Ranks 3rd in Vikings history with 5,757 career rushing yards...Ranks 3rd in team history for career combined net yards with 9,237...Selected to 4 Pro Bowls, 1964, '65, '67, '68...Played in Super Bowl IV, VIII and IX...Final game of career was Super Bowl IX vs. Pittsburgh...Led Vikings in rushing 4 times, 1964-66, '68...Led team in receiving in 1964...Tied for 3rd in team history with 8 career 100-yard games...Ranks 12th in Vikings history with 180 career games played and 111 games started...Played in most games by a Vikings RB...Drafted in 2nd-round by

Chicago in 1961...Obtained by Vikings via trade in 1962...Son-in-law is former NFL MVP Rich Gannon...During playing career, spent a 6-week tour visiting troops in Vietnam...Born June 29, 1938 in Mendota, IL...Inducted into the Vikings Ring of Honor September 26, 2004.

**Jerry Burns**

Head Coach/Offensive Coordinator...Michigan...24 seasons; Minnesota Vikings (1968-85 Offensive Coordinator, 1986-91 Head Coach)...NFL regular season coaching record 52-43...Had 3-3 mark in postseason play...Served as Vikings' Offensive Coordinator for 18 seasons (1968-85)...Led Vikings to NFC Championship in 1987, earning upset wins over New Orleans and San Francisco along the way...First coach in Vikings history to have a winning record in his first season (9-7 in '86)...As offensive coordinator, helped Vikings to 4 Super Bowl appearances and 11 Central Division titles...Was part of 15 playoff teams during his 24 seasons with Minnesota...Coached in Super Bowl I and II with the Green Bay Packers as their defensive backs coach (1966-67)...Head coach at University of

Iowa from 1961-65...Played QB for Michigan on the 1950 Rose Bowl team...Born January 27, 1927, in Detroit, MI...Inducted into the Vikings Ring of Honor on November 6, 2005.

**Randall McDaniel**

Guard...6' 3" 287 lbs...Arizona State...14 seasons: Minnesota Vikings (1988-99), Tampa Bay Buccaneers (2000-01)...Started 12 consecutive Pro Bowls (1989-2000), setting an NFL record...Started 202 consecutive games in his career...Blocked for five 1,000-yard rushers in his career and four 3,000-yard passers...Earned spot on Pro Football Hall of Fame's Team of the Decade for the 1990s...His 190 games played as a Viking is tied for 7th in team history with offensive tackle Grady Alderman...Selected with the 19th overall pick in the 1988 NFL Draft...Born December 19, 1964, in Phoenix, AZ...Inducted into the Vikings Ring of Honor on December 17, 2006.

**Chuck Foreman**

Running Back...6' 2" 210 lbs...Miami (Fla.)...8 seasons: Minnesota Vikings (1973-79), New England Patriots (1980)...Named to 5 straight Pro Bowls (1973-77)...Team's 2nd-leading all-time rusher with 5,879 yards and tied for team record with 52 rushing TDs...Named NFC Rookie of the Year in 1973...Integral part in the Vikings' appearance in 3 Super Bowls...Posted 17 career 100-yard games...Selected with the 12th overall pick in the 1973 NFL Draft...Born October 26, 1950, in Frederick, MD...Inducted into the Vikings Ring of Honor on September 30, 2007.

VIKINGS RETIRED JERSEY NUMBERS**#10** - QB Fran Tarkenton- Retired October 7, 1979**#88** - DT Alan Page- Retired September 25, 1988**#70** - DE Jim Marshall- Retired November 28, 1999**#77** - T Korey Stringer- Retired November 19, 2001**#53** - C Mick Tingelhoff- Retired November 25, 2001**#80** - WR Kris Carter- Retired September 14, 2003

Fran Tarkenton



Alan Page



Jim Marshall



Korey Stringer



Mick Tingelhoff



Cris Carter

KOREY STRINGER GOOD GUY AWARD

In 2001 the Twin Cities chapter of the Pro Football Writers of America awarded the first Korey Stringer Good Guy Award in honor of the late Vikings lineman. The award is voted on annually by members of the Twin Cities media and presented to the Vikings player who is the most cooperative and has the best attitude with the media.

2001 Byron Chamberlain**2002** Matt Birk**2003** Daunte Culpepper**2004** Daunte Culpepper**2005** Koren Robinson**2006** Antoine Winfield**2007** Ben Leber

VIKINGS ALL-TIME NFC PLAYERS OF THE WEEK

YEAR	PLAYER	HONOR	OPPONENT	PERFORMANCE
1984	Jan Stenerud, K	Off.	@ Detroit, 9/23	5/5 FGs, 2/2 PAT, 17 pts
1985	Rufus Bess, CB	Def.	vs. San Francisco, 9/8	10 tackles, 3 FF, FR, INT
1986	Tommy Kramer, QB	Off.	vs. Green Bay, 9/28	16-of-25, 241 yds, 6 TD
1986	Gerald Robinson, DE	Def.	vs. Chicago, 10/19	6 tackles, 2.5 sacks
1986	Wade Wilson, QB	Off.	vs. New Orleans, 10/20	24-of-39, 361 yds, 3 TD
1987	Wade Wilson, QB	Off.	@ LA Rams, 9/20	17-of-38, 285 yds, 3 TD
1987	Chris Doleman, DE	Def.	vs. LA Raiders, 11/8	3 tackles, 2 sacks, 2 FF, PD
1988	Wade Wilson, QB	Off.	@ Tampa Bay, 10/23	22-of-30, 335 yds, 3 TD
1988	Carl Lee, CB/ Jesse Solomon, LB	Def.	vs. New Orleans, 12/4	3 tackles, INT (TD), 5 PD
		Def.	vs. New Orleans, 12/4	5 tackles, sack, INT (TD), PD
1989	Keith Millard, DT	Def.	vs. Detroit, 10/8	7 tackles, 3 sacks, INT, PD
1989	Mike Merriweather, LB	Def.	@ Detroit, 10/22	6 tackles, 2 sacks, INT, FF, FR
1989	Rich Karlis, K	Off.	vs. LA Rams, 11/5	7/7 FGs, 21 pts
1989	Chris Doleman, DE	Def.	vs. Atlanta, 12/10	5 tackles, 4 sacks, 2 FF, PD
1989	Chris Doleman, DE	Def.	vs. Cincinnati, 12/25	5 tackles, 3.5 sacks, FR
1990	Al Noga, DE	Def.	vs. Green Bay, 12/2	3 tackles, sack, FF, FR (TD)
1991	Anthony Carter, WR	Off.	vs. San Francisco, 9/15	3 rec, 71 yds, TD, 461 lg
1991	Chris Doleman, DE	Def.	vs. Phoenix, 10/13	8 tackles, 2 sacks, 2 FF, FR
1991	Terry Allen, RB	Off.	vs. Tampa Bay, 11/3	14 att, 127 yds, 2 TD, 551 lg
1992	Chris Doleman, DE	Def.	@ Green Bay, 9/6	7 tackles, 2 sacks, 3 FF, FR
1992	Rich Gannon, QB	Off.	@ Cincinnati, 9/27	25-of-32, 318 yds, 4 TD
1992	Jack Del Rio, LB	Def.	@ Chicago, 11/2	7 tackles, 2 INT (83t), 2 PD, FF
1992	Mike Merriweather, LB	Def.	@ Tampa Bay, 11/8	12 tackles
1992	Audray McMillian, CB	Def.	vs. Cleveland, 11/22	5 tackles, 3 INT (25t), 3 PD
1992	Vencie Glenn, S	Def.	vs. Green Bay, 12/27	2 tackles, 3 INT, 3 PD
1993	John Randle, DT	Def.	@ Chicago, 10/25	7 tackles, 3.5 sacks
1994	Warren Moon, QB	Off.	vs. Miami, 9/25	26-of-37, 326 yds, 3 TD, 44 lg
1994	Fuad Reveiz, K	S.T.	@ Tampa Bay, 10/30	5/5 FG, 3/3 PAT, 48 lg, 18 pts
1994	Warren Moon, QB	Off.	New Orleans, 11/6	33-of-57, 420 yds, 3 TD, 59 lg
1994	Cris Carter, WR	Off.	vs. Chicago, 12/1	9 rec, 124 yds, 2TD (65t in OT)
1994	Jack Del Rio, LB	Def.	@ Buffalo, 12/10	5 tackles, sack, INT
1994	John Randle, DT	Def.	vs. San Francisco, 12/26	2 tackles, 2 sacks, FF, FR
1995	Fuad Reveiz, K	S.T.	vs. Detroit, 9/10	2/2 FG, 2/2 PAT, 8 pts
1995	Orlando Thomas, S	Def.	@ Pittsburgh, 9/24	8 tackles, 2 INT (45t), 2 PD
1995	Jeff Brady, LB	Def.	vs. Green Bay, 11/5	6 tackles, sack, INT, 2 PD
1996	Jeff Brady, LB	Def.	vs. Detroit, 9/1	4 tackles, 2 INT, 3 PD
1996	Brad Johnson, QB	Off.	@ Atlanta, 9/8	15-of-26, 275 yds, 2 TD, 71 lg
1996	John Randle, DT	Def.	vs. Green Bay, 9/22	3 tackles, 2 sacks, 2 FF
1996	Brad Johnson, QB	Off.	vs. Arizona, 12/1	19-of-26, 238 yds, 4 TD
1996	Fernando Smith, DE	Def.	@ Detroit, 12/6	3 tackles, 2 sacks
1997	Eddie Murray, K	S.T.	@ Arizona, 10/5	2/2 FG, 2/2 PAT, 49 lg, 10 pts
1998	Gary Anderson, K	S.T.	vs. Detroit, 9/20	5/5 FG, 2/2 PAT, 42 lg, 17 pts
1998	Randall Cunningham, QB	Off.	@ Chicago, 9/27	16-of-25, 275 yds, 4 TD, 671 lg
1998	Randall Cunningham, QB	Off.	@ Green Bay, 10/5	20-of-32, 442 yds, 4 TD, 561 lg
1998	Robert Smith, RB	Off.	Detroit, 10/25	19 att, 134 yds, TD, 571 lg
1998	Mitch Berger, P	S.T.	vs. Cincinnati, 11/15	4 punts, 55.8 avg, 2 in20, 66 lg, 4 KO TB
1998	Mitch Berger, P	S.T.	vs. Green Bay, 11/22	3 punts, 54.3 avg, 1 in20, 56 lg, 5 KO TB
1998	Randy Moss, WR	Off.	Green Bay, 11/22	8 rec, 153 yds, TD, 49t lg
1998	Randy Moss, WR	Off.	@ Dallas, 11/26	3 rec, 163 yds, 3 TD, 56t lg
1998	Randall Cunningham, QB	Off.	Chicago, 12/6	21-of-31, 349 yds, 4 TD, 64 lg
1998	Gary Anderson, K	S.T.	@ Baltimore, 12/13	6/6 FG, 2/2 PAT, 46 lg, 20 pts
1999	John Randle, DT	Def.	Tampa Bay, 10/3	4 tackles, 2 sacks, FF, FR, PD
1999	Jeff George, QB	Off.	San Fran., 10/24	15-of-28, 250 yds, 3 TD, 80t lg
1999	Cris Carter, WR	Off.	@ Denver, 10/31	8 rec, 144 yds, 2 TD, 37t lg
1999	Randy Moss, WR	Off.	@ Chicago, 11/14	12 rec, 204 yds, 44lg
1999	Cris Carter, WR	Off.	San Diego, 11/28	11 rec, 136 yds, 2 TD, 34t lg
1999	Mitch Berger, P	S.T.	Green Bay, 12/20	6 punts, 46.8 avg, 2 in20, 57 lg, 2 TB
1999	Moe Williams, RB	S.T.	@ NY Giants, 12/26	1 KR, 85 yds, 85t lg
1999	John Randle, DT	Def.	Detroit, 1/2/00	3 tackles, 2 sacks, FF
2000	Daunte Culpepper, QB	Off.	vs. Tampa Bay, 10/9	15-of-19, 231 yds, 2TD, 7 att, 35 yds, TD
2000	Gary Anderson, K	S.T.	vs. Buffalo, 10/22	3/3 FG, 2/2 PAT, 38 lg, 11 pts
2000	Daunte Culpepper, QB	Off.	vs. Carolina, 11/19	22-of-29, 357 yds, 3TD, 53t lg
2000	Mitch Berger, P	S.T.	vs. Detroit, 11/30	5 punts, 49.2 avg, 60 lg, 1 in20, 1 KO TB
2001	Randy Moss, WR	Off.	NY Giants, 11/19	10 rec, 171 yds, 3 TD, 57t lg
2001	Todd Bouman, QB	Off.	Tennessee, 12/9	21-of-31, 348 yds, 4 TD, 73t lg, 131.5 PR
2002	Michael Bennett, RB	Off.	Green Bay, 11/17	20 att, 130 yds, 62 lg
2002	Daunte Culpepper, QB	Off.	@ New Orleans, 12/15	26-of-36, 312 yds, 2 TD, 7att, 73 yds, 2 TD, 2pt. run
2002	Gary Anderson, K	S.T.	Miami, 12/21	2/2 FG, 2/2 PAT, 53 lg, 8 pts

2003	Corey Chavous, S	Def.	@ Green Bay, 9/7	7 tackles, 2 INT, 2 PD
2003	Lance Johnstone, DE	Def.	Denver, 10/19	3 tackles, 1.5 sacks, INT (TD), 2 PD
2003	Brian Williams, CB	Def.	Detroit, 11/23	4 tackles, 3 INT (1 TD), 3 PD
2004	Daunte Culpepper, QB	Off.	Dallas, 9/12	17-of-23, 242 yds, 5 TD, 63 lg, 147.1 PR
2004	Daunte Culpepper, QB	Off.	Chicago, 9/26	19-of-30, 360 yds, 2 TD, 63 lg, 127.1 PR
2004	Daunte Culpepper, QB	Off.	@ New Orleans, 10/17	5 att, 13 yds, 1 TD
2004	Kevin Williams, DT	Def.	Jacksonville, 11/28	26-of-37, 425 yds, 5 TD, 46 lg, 125.6 PR
2004	Daunte Culpepper, QB	Off.	@ Detroit, 12/19	6 tackles, 1 sack, FR (TD)
2005	Daunte Culpepper, QB	Off.	vs. Green Bay, 10/23	25-of-35, 404 yds, 3 TD, 82t lg, 126.4 PR
2005	Darren Sharper, S	Def.	@ N.Y. Giants, 11/13	23-of-31, 380 yds, 2 TD, 29 lg, 123.1 PR
2006	Ryan Longwell, K	S.T.	vs. Carolina, 9/17	4 tackles, 3 INT, 5 PD, 1 TD
2006	Cedric Griffin, CB	Def.	@ Detroit, 12/10	16-yard TD pass, 3/4 FG, 10 pts
2007	Adrian Peterson, RB	Off.	@ Chicago, 10/14	3 tackles, FF, FR, INT, PD
	Adrian Peterson, RB	Off.	vs. San Diego, 11/4	20 att., 224 yds, 3 TD, 73t long
	Dwight Smith, S	Def.	@ N.Y. Giants, 11/25	30 att., 296 yds, 3 TD, 64t long
	Aundrae Allison, WR	S.T.	vs. Detroit, 12/2	6 tackles, 2 INT (1 TD), 2 PD
				3 KR, 144 yds, 104t long, 1 TD

VIKINGS ALL-TIME NFC PLAYERS OF THE MONTH

YEAR	PLAYER	HONOR	MONTH
1986	Doug Martin, DE	Defense	September
1989	Keith Millard, DT	Defense	October
1992	Chris Doleman, DE	Defense	December
1993	Chris Doleman, DE	Defense	Dec./Jan.
1994	Jack Del Rio, LB	Defense	September
1994	Anthony Parker, CB	Defense	October
1994	John Randle, DT	Defense	December
1994	Fuad Reveiz, K	Special Teams	December
1995	Warren Moon, QB	Offense	November
1996	John Randle, DT	Defense	September
1997	Jake Reed, WR	Offense	September
1997	John Randle, DT	Defense	October
1998	Randall Cunningham, QB	Offense	October
1998	Mitch Berger, P	Special Teams	November
1998	John Randle, DT	Defense	December
1999	Mitch Berger, P	Special Teams	September
1999	Cris Carter, WR	Offense	November
1999	John Randle, DT	Defense	December
2000	Robert Smith, RB	Offense	November
2000	Mitch Berger, P	Special Teams	December
2003	Daunte Culpepper, QB	Offense	September
2004	Daunte Culpepper, QB	Offense	October
2005	Chris Kluwe, P	Special Teams	September
2005	Darren Sharper, S	Defense	November

VIKINGS ALL-TIME NFL ROOKIES OF THE MONTH

YEAR	PLAYER	HONOR	MONTH
1997	Dwayne Rudd, LB	Defense	December
1998	Randy Moss, WR	Offense	November
2003	Kevin Williams, DT	Defense	December
2007	Adrian Peterson, RB	Offense	September
2007	Adrian Peterson, RB	Offense	October

VIKINGS ALL-TIME NFL PLAYOFF PLAYERS OF THE WEEK

YEAR	PLAYER	HONOR	ROUND	OPPONENT/PERFORMANCE
1997	Eddie Murray, K	Special Teams	Wild Card	@ NY Giants; 3-3 FG, 2-2 XP, 11 points
1998	Robert Griffith, S	Defense	Divisional	vs. Arizona; 6 tackles, 2 interceptions
1999	Robert Smith, RB	Offense	Wild Card	vs. Dallas; 28 att., 140 yds., 3 rec., 58 yds, 1 TD
2000	Daunte Culpepper, QB	Offense	Divisional	vs. New Orleans; 17-31-302 yds., 3 TDs
2004	Antoine Winfield, CB	Defense	Wild Card	@ Green Bay; 13 tackles, 1 INT, 1 PD

VIKINGS ALL TIME HONORS

NFL MVP

- 1971-Alan Page, DT (AP)
- 1975-Fran Tarkenton, QB (AP, NEA, PF, TSN)
- 1998-Randall Cunningham, QB (Miller Lite, Maxwell Club)

ALL-PRO

- 1963-Tommy Mason, HB (AP, UPI, NEA)
- 1964-Mick Tingelhoff, C (AP, UPI)
- 1965-Mick Tingelhoff, C (AP, UPI, NEA)
- 1966-Mick Tingelhoff, C (AP, UPI, NEA)
- 1967-Mick Tingelhoff, C (UPI)
- 1968-Mick Tingelhoff, C (AP, UPI, NEA); Carl Eller, DE (AP, UPI, NEA)
- 1969-Mick Tingelhoff, C (AP, UPI, NEA); Carl Eller, DE (AP, UPI, NEA); Alan Page, DT (UPI)
- 1970-Alan Page, DT (AP, NEA, PF, TSN); Carl Eller, DE (AP, NEA, PF, TSN); Mick Tingelhoff, C (PF, TSN)
- 1971-Alan Page, DT (AP, NEA, PF, TSN); Carl Eller, DE (AP, NEA, PF, TSN); Ron Yary, T (AP, NEA, PF, TSN); Paul Krause, DB (NEA)
- 1972-Ron Yary, T (AP)
- 1973-Carl Eller, DE (PF, TSN, AP, NEA); John Gilliam, WR (NEA); Alan Page, DT (AP, PF, TSN); Fran Tarkenton, QB (NEA); Ron Yary, T (AP, PF, TSN, AP, NEA, PF, TSN)
- 1974-Alan Page, DT (AP, NEA, PF, TSN); Ed White, G (NEA); Ron Yary, T (PF, TSN, AP, NEA, PF, TSN)
- 1975-Chuck Foreman, RB (AP, NEA, PF, TSN); Paul Krause, S (AP, PF, TSN); Alan Page, DT (AP, PF, TSN); Fran Tarkenton, QB (AP, NEA, PF, TSN); Ed White, G (NEA); Ron Yary, T (AP, NEA, PF, TSN)
- 1976-Ron Yary, T (AP, NEA, PF, TSN); Chuck Foreman, RB (NEA)
- 1980-Matt Blair, LB (AP)
- 1982-Doug Martin, DE (PF, TSN)
- 1987-Joey Browner, S (AP, NEA, PF, TSN); Gary Zimmerman, T (AP, NEA, PF, TSN); Chris Doleman, DE (NEA)
- 1988-Joey Browner, S (AP, PF, TSN, AP, NEA, PF, TSN); Keith Millard, DT (AP, PF, TSN, AP, NEA, PF, TSN); Gary Zimmerman, T (AP, PF, TSN, AP, NEA, PF, TSN)
- 1989-Chris Doleman, DE (AP, PF, TSN, AP, NEA, PF, TSN); Keith Millard, DT (AP, TSN, SI, PF, TSN); Joey Browner, S (CPFN); Randall McDaniel, G (CPFN)
- 1990-Joey Browner, S (AP, CPFN, TSN, PF, TSN, SI); Randall McDaniel, G (AP, CPFN); Chris Doleman, DE (SI)
- 1991-Randall McDaniel, G (AP, NEA, TSN, PF, TSN)
- 1992-Chris Doleman, DE (AP, FD, FN, PF, TSN, UPI); Randall McDaniel, G (AP, CPFN, FD, FN, PF, TSN, UPI); Audrey McMillian, CB (AP, CPFN, FD, PF, UPI); Gary Zimmerman, T (FN, NEA, UPI); Todd Scott, S (FD, FN, UPI); Harry Newsome, P (FN)
- 1993-Randall McDaniel, G (AP, CPFN, PF, TSN, SI); John Randle, DT (AP, PF, TSN, UPI)
- 1994-Cris Carter, WR (AP, PF, TSN, UPI); Randall McDaniel, G (AP, PF, TSN, UPI); John Randle, DT (AP, PF, TSN, UPI); Steve Jordan, TE (UPI); Anthony Carter, WR (FN)
- 1995-Randall McDaniel, G (AP, CPFN, PF, TSN, UPI); John Randle, DT (AP, CPFN, PF, TSN, UPI)
- 1996-Cris Carter, WR (SI); Randall McDaniel, G (AP, CPFN, FD, PF, TSN, UPI); John Randle, DT (AP, FD, PF, TSN, UPI)
- 1997-Cris Carter, WR (USA); Randall McDaniel, G (TSN, USA); John Randle, DT (AP, PF, TSN, UPI); Todd Stuessie, T (FD)
- 1998-Gary Anderson, K (AP, SI, PF, TSN)

- CPFN, TSN, FD, USA); Jeff Christy, C (SI); Randall Cunningham, QB (AP, SI, PF, TSN, UPI); Robert Griffith, S (TSN, CPFN); Jimmy Hitchcock, CB (CPFN); Randall McDaniel, G (AP, SI, PF, TSN, UPI); Randy Moss, WR (AP, SI, PF, TSN, UPI); John Randle, DT (AP, PF, TSN, UPI); Todd Stuessie, T (SI)
- 1999-Mitch Berger, P (PF, TSN, UPI); Kris Carter, WR (AP, FD, PF, TSN, UPI); Mick Tingelhoff, C (PF, TSN, UPI); Randall McDaniel, G (USA); Randy Moss, WR (USA); Daunte Culpepper, QB (USA); Randy Moss, WR (AP, SI, PF, TSN, UPI); Matt Birk, C (TSN); Randy Moss, WR (AP, FD, PF, TSN)
- 2000-Daunte Culpepper, QB (USA); Randy Moss, WR (AP, SI, PF, TSN, UPI)
- 2003-Matt Birk, C (TSN); Randy Moss, WR (AP, FD, PF, TSN)
- 2004-Kevin Williams (AP, PF, TSN)
- 2005-Darren Sharper (PF, TSN)
- 2006-Steve Hutchinson (PF, TSN), Kevin Williams (AP, PF, TSN)
- 2007-Steve Hutchinson (AP, PF, TSN), Adrian Peterson (TSN), Kevin Williams (AP, PF, TSN)

ALL-NFC

- 1970-Mick Tingelhoff, C (AP); Carl Eller, DE (UPI); Alan Page, DT (AP, UPI); Paul Krause, S (UPI)
- 1971-Carl Eller, DE (AP, UPI, TSN); Alan Page, DT (AP, UPI, TSN); Ron Yary, T (AP, UPI, TSN); Bob Grim, WR (UPI, TSN); Paul Krause, DB (UPI, TSN)
- 1972-Carl Eller, DE (TSN, AP); Paul Krause, DB (UPI, AP, TSN); Alan Page, DT (UPI, AP, TSN); Fran Tarkenton, QB (UPI, TSN); Ron Yary, T (UPI, AP, TSN)
- 1973-Carl Eller, DE (PF, TSN, AP, UPI, TSN); John Gilliam, WR (UPI, TSN); Paul Krause, S (UPI, TSN, AP, PF, TSN); Alan Page, DT (PF, TSN, AP, UPI, TSN); Ron Yary, T (AP, PF, TSN, UPI); Bobby Bryant, DB (PF, TSN)
- 1974-Chuck Foreman, RB (AP, UPI, TSN, PF, TSN); Alan Page, DT (AP, UPI, TSN, PF, TSN); Nate Wright, DB (PF, TSN); Ron Yary, T (AP, UPI, TSN, PF, TSN)
- 1975-Carl Eller, DE (AP, UPI); Chuck Foreman, RB (AP, UPI); Paul Krause, S (AP, UPI); Alan Page, DT (AP, UPI); Fran Tarkenton, QB (AP, UPI); Ed White, G (AP, UPI); Ron Yary, T (AP, UPI)
- 1976-Sammy White, WR (UPI); Ron Yary, T (AP, UPI); Ed White, G (UPI); Fran Tarkenton, QB (UPI); Chuck Foreman, RB (AP, UPI); Alan Page, DT (AP, UPI)
- 1977-Matt Blair, LB (TSN); Chuck Foreman, RB (PF, TSN); Alan Page, DT (UPI); Sammy White, WR (PF, TSN); Ron Yary, T (UPI, PF, TSN)
- 1978-Matt Blair, LB (UPI, PF, TSN); Sammy White, WR (UPI)
- 1979-Ahmad Rashad, WR (UPI, PF, TSN); Matt Blair, LB (PF, TSN)
- 1980-Matt Blair, LB (UPI); Ahmad Rashad, WR (UPI)
- 1981-Joe Senser, TE (UPI)
- 1982-Doug Martin, DE (UPI, PF, TSN)
- 1986-Tommy Kramer, QB (UPI)
- 1987-Joey Browner, S (UPI, PF, TSN); Chris Doleman, DE (UPI, PF, TSN); Gary Zimmerman, T (UPI, PF, TSN); Steve Jordan, TE (UPI); Anthony Carter, WR (FN)
- 1988-Joey Browner, S (UPI); Carl Lee, CB (UPI); Gary Zimmerman, T (UPI)
- 1989-Chris Doleman, DE (UPI, PF, TSN); Keith Millard, DT (UPI, PF, TSN); Randall McDaniel, G (PF, TSN); Joey Browner, S (PF, TSN)
- 1990-Joey Browner, S (UPI, FN); Randall McDaniel, G (UPI); Carl Lee, CB (FN); Henry Thomas, DT (FN)
- 1993-Randall McDaniel, G (UPI, FN); John Randle, DT (UPI, FN); Chris Doleman, DE (UPI)
- 1994-Cris Carter, WR (FN, UPI); Randall

- McDaniel, G (FN, UPI); John Randle, DT (FN, UPI); Fuad Revez, K (FN, UPI); Jack Del Rio, LB (FN)
- 1995-Randall McDaniel, G (FN, UPI), David Palmer, PR (FN), John Randle, DT (FN, UPI)
- 1996-Randall McDaniel, G (UPI, FN); John Randle, DT (UPI)
- 1997-Cris Carter, WR (FN); Randall McDaniel, G (PF, FN); David Palmer, PR (PF, FN); John Randle, DT (PF, FN, USA); Todd Stuessie, T (PF, FN)
- 1998-Gary Anderson, K (FN, UPI); Jeff Christy, C (FN, PF, TSN); Randall Cunningham, QB (FN, PF, TSN); Randall McDaniel, G (FN, PF, TSN); Randy Moss, WR (FN, PF, TSN); John Randle, DT (FN, PF, TSN); Dwayne Rudd, LB (FN); Todd Stuessie, T (PF, TSN)
- 1999-Mitch Berger, P (PF, TSN); Kris Carter, WR (PF, TSN); Jeff Christy, C (PF, TSN)
- 2000-Matt Birk, C (PF, TSN); Daunte Culpepper, QB (FN); Randy Moss, WR (PF, TSN, UPI); Robert Smith, RB (PF, TSN, UPI)
- 2002-Randy Moss, WR (PF, TSN)
- 2003-Matt Birk, C (PF, TSN); Randy Moss, WR (PF, TSN)
- 2004-Daunte Culpepper (PF, TSN); Kevin Williams (PF, TSN)
- 2005-Koren Robinson (PF, TSN); Darren Sharper (PF, TSN)
- 2006-Steve Hutchinson (PF, TSN), Pat Williams (PF, TSN)
- 2006-Matt Birk (PF, TSN), Steve Hutchinson (PF, TSN), Adrian Peterson (PF, TSN), Darren Sharper (PF, TSN), Kevin Williams (PF, TSN), Pat Williams (PF, TSN)

NFL COACH OF THE YEAR

- 1969-Bud Grant (PF, TSN)
- 1992-Dennis Green (Washington Touchdown Club)
- 1998-Dennis Green (SI, Maxwell Club)

NFC COACH OF THE YEAR

- 1992-Dennis Green, (UPI, CPFN)

NFL OFFENSIVE PLAYER OF THE YEAR

- 1975-Fran Tarkenton, QB (PF, TSN)
- 1998-Randall Cunningham, QB (CPFN)

NFL DEFENSIVE PLAYER OF THE YEAR

- 1971-Alan Page, DT (PF, TSN)
- 1973-Alan Page, DT (PF, TSN)
- 1989-Keith Millard, DT (AP, PF, TSN)

NFC PLAYER OF THE YEAR

- 1974-Chuck Foreman (TSN)
- 1975-Fran Tarkenton (TSN)
- 1998-Randall Cunningham, QB (FN)



Karl Kassulke

NFC DEFENSIVE PLAYER OF THE YEAR

1992-Chris Doleman, DE (UPI)

NFL LINEMAN OF THE YEAR

1973-Alan Page, DT (PFWA)

NFL COMEBACK PLAYER OF THE YEAR

1986-Tommy Kramer, QB (PFW)

NFL ROOKIE OF THE YEAR

1963-Paul Flatley, WR (AP, UPI, NEA, TSN)

1973-Chuck Foreman, RB (PFWA)

1976-Sammy White, WR (PFWA)

1998-Randy Moss, WR (AP, FD, PFW, SI)

2007-Adrian Peterson, RB (TSN, PFW, SI)

NFL OFFENSIVE

ROOKIE OF THE YEAR

1973-Chuck Foreman, RB (PFW)

1976-Sammy White, WR (PFW, PD)

1998-Randy Moss, WR (AP, FD, CFW)

2007-Adrian Peterson, RB (AP, PFW)

NFL DEFENSIVE

ROOKIE OF THE YEAR

1994-Dewayne Washington, CB (PFN)

WALTER PAYTON AWARD-

NFL MAN OF THE YEAR

1999-Cris Carter

NFL ALUMNI

PLAYERS OF THE YEAR

1988-Anthony Carter (WR), Joey Browner (QB)

1992-Randall McDaniel (OL)

1994-Cris Carter (WR)

1998-Gary Anderson (ST), Randall

Cunningham (QB), Randy Moss

(WR), John Randle (DL)

2000-Cris Carter (WR), Daunte Culpepper

(QB)

2006-Steve Hutchinson (OL)

NFL ALUMNI CAREER ACHIEVEMENT AWARD

1995-Alan Page

NFC ROOKIE OF THE YEAR

1973-Chuck Foreman, RB (Wheaties, TSN)

1976-Sammy White, WR (UPI, TSN, NEA)

1998-Randy Moss, WR (PFWA)

NFC OFFENSIVE ROOKIE OF THE YEAR

1998-Randy Moss, WR (PFWA)

1,000 YARD CLUB

(For the outstanding blocker in the NFL)

1969-Mick Tingelhoff, C

1975-Ron Yary, OL

PRO BOWL PLAYERS

1961-Hugh McElhenry, HB; Jerry Reichow, E

1962-Tommy Mason, HB

1963-Tommy Mason, HB; Grady Alderman,

T; Rip Hawkins, LB

1964-Tommy Mason, HB; Grady Alderman,



Ed White

T; Mick Tingelhoff, C; Fran Tarkenton, QB; Bill Brown, RB

1965-Grady Alderman, T; Bill Brown, FB; Fran Tarkenton, QB; Mick Tingelhoff, C

1966-Paul Flatley, E; Grady Alderman, T; Milt Sunde, G; Mick Tingelhoff, C

1967-Mick Tingelhoff, C; Grady Alderman, T; Bill Brown, FB

1968-Mick Tingelhoff, C; Bill Brown, FB; Carl Eller, DE; Jim Marshall, DE; Alan Page, DT

1969-Carl Eller, DE; Joe Kapp, QB; Paul Krause, S; Gary Larsen, DT; Jim Marshall, DE; Alan Page, DT; Gene Washington, WR; Mick Tingelhoff, C

1970-Fred Cox, K; Carl Eller, DE; Karl Kasulke, S; Gary Larsen, DT; Dave Osborn, HB; Alan Page, DT; Gene Washington, WR

1971-Carl Eller, DE; Alan Page, DT; Paul Krause, DB; Ron Yary, T; Bob Grim, WR

1972-John Gilliam, WR; Paul Krause, DB; Alan Page, DT; Ron Yary, T

1973-Chuck Foreman, RB; John Gilliam, WR; Paul Krause, S; Alan Page, DT; Jeff Siemon, LB; Ron Yary, T; Carl Eller, DE

1974-Carl Eller, DE; Chuck Foreman, RB; John Gilliam, WR; Paul Krause, S; Alan Page, DT; Fran Tarkenton, QB; Ron Yary, T

1975-Bobby Bryant, DB; Chuck Foreman, RB; John Gilliam, WR; Paul Krause, S; Alan Page, DT; Jeff Siemon, LB; Fran Tarkenton, QB; Ed White, G; Ron Yary, T

1976-Jeff Siemon, LB; Ed White, G; Ron Yary, T; Sammy White, WR; Chuck Foreman, RB; Fran Tarkenton, QB; Alan Page, DT

1977-Matt Blair, LB; Chuck Foreman, RB; Jeff Siemon, LB; Ed White, G; Sammy White, WR; Ron Yary, T

1978-Matt Blair, LB; Ahmad Rashad, WR

1979-Matt Blair, LB; Ahmad Rashad, WR

1980-Matt Blair, LB; Ahmad Rashad, WR

1981-Matt Blair, LB; Ahmad Rashad, WR; Joe Senser, TE

1982-Matt Blair, LB

1984-Jan Stenerud, K

1985-Joey Browner, special teams

1986-Tommy Kramer, QB; Joey Browner, S; Steve Jordan, TE

1987-Joey Browner, S; Chris Doleman, DE; Scott Studwell, LB; Anthony

Carter, WR; Steve Jordan, TE; Gary Zimmerman, T

1988-Joey Browner, S; Chris Doleman, DE; Carl Lee, CB; Keith Millard, DT; Scott Studwell, LB; Anthony Carter, WR; Steve Jordan, TE; Wade Wilson, QB; Gary Zimmerman, T

1989-Joey Browner, S; Chris Doleman, DE; Carl Lee, CB; Keith Millard, DT; Steve Jordan, TE; Randall McDaniel, G; Gary Zimmerman, T

1990-Joey Browner, S; Chris Doleman, DE; Carl Lee, CB; Steve Jordan, TE; Randall McDaniel, G

1991-Steve Jordan, TE; Randall McDaniel, G; Henry Thomas, NT

1992-Chris Doleman, DE; Randall McDaniel, G; Audrey McMillan, CB; Todd Scott, S; Henry Thomas, DT; Gary Zimmerman, T

1993-Cris Carter, WR; Chris Doleman, DE; Randall McDaniel, G; John Randle, DT

1994-Cris Carter, WR; Jack Del Rio, LB; Randall McDaniel, G; Warren Moon, QB; John Randle, DT; Foad Revez, K

1995-Cris Carter, WR; Randall McDaniel, G; Warren Moon, QB; John Randle, DT

1996-Cris Carter, WR; Randall McDaniel, G; John Randle, DT

1997-Cris Carter, WR; Randall McDaniel, G; John Randle, DT; Todd Stuessie, T

1998-Gary Anderson, K; Cris Carter, WR; Jeff Christy, C; Randall Cunningham, QB; Ed McDaniel, LB; Randall McDaniel, G; Randy Moss, WR; John Randle, DT; Robert Smith, RB; Todd Stuessie, T

1999-Matt Berger, P; Cris Carter, WR; Jeff Christy, C; Randall McDaniel, G; Randy Moss, WR

2000-Matt Birk, C; Cris Carter, WR; Daunte Culpepper, QB; Robert Griffith, S; Randy Moss, WR; Robert Smith, RB; Corey Stringer, T

2001-Matt Birk, C; Byron Chamberlain, TE

2002-Michael Bennett, RB; Randy Moss, WR

2003-Matt Birk, C; Corey Chavous, S; Daunte Culpepper, QB; Randy Moss, WR

2004-Matt Birk, C; Daunte Culpepper, QB; Kevin Williams, DT; Darren Sharper, S

2005-Koren Robinson, KR; Darren Sharper, S

2006-Matt Birk, C; Steve Hutchinson, G; Kevin Williams, DT; Pat Williams, DT

2007-Matt Birk, C; Steve Hutchinson, G; Adrian Peterson, RB; Tony Richardson, FB; Darren Sharper, S; Kevin Williams, DT; Pat Williams, DT

Bold - Starter

*Did not play

AP-Associated Press; CFWN-College & Pro Football Newsweekly; FD-Football Digest; FN-Football News; NEA-Newspaper Enterprise Assoc.; PFW-Pro Football Weekly; PFWA-Pro Football Writers of America; SI-Sports Illustrated; TSN-The Sporting News; UPI-United Press International; USA-USA Today

VIKINGS PRO BOWL HONOREES

MOST PRO BOWL SEASONS

11	Randall McDaniel, G	1989-99
9	Alan Page, DT	1968-76
8	Cris Carter, WR	1993-00
7	Ron Yary, T	1971-77
6	Joey Browner, S	1985-90
6	Matt Blair, LB	1977-82
6	Chris Doleman, DE	1987-90, '92-93
6	Carl Eller, DE	1968-71, '73-74
6	Paul Krause, S	1969, '71-75
6	Steve Jordan, TE	1986-91
6	John Randle, DT	1993-98
6	Mick Tingelhoff, C	1964-69
6	Matt Birk, C	2000-01, '03-04, '06-07

MOST PRO BOWL STARTS

11	Randall McDaniel, G	1989-99
7	Alan Page, DT	1968-71, '73-75
7	Ron Yary, T	1971-77
6	John Randle, DT	1993-98
5	Chris Doleman, DE	1987-90, '92

9/3	W	30-27	Chicago	64,104
9/10	W	13-7	Miami	64,112
9/17	W	21-13	@ New England	60,292
10/1	W	31-24	@ Detroit	76,438
10/9	W	30-23	Tampa Bay	64,162
10/15	W	28-16	@ Chicago	66,944
10/22	W	31-27	Buffalo	64,116
10/29	L	13-41	@ Tampa Bay	65,589
11/8	L	20-26 OT	@ Green Bay	59,854
11/12	W	31-14	Arizona Cards	64,223
11/19	W	31-17	Carolina	64,208
11/23	W	27-15	@ Dallas	63,878
11/30	W	24-17	Detroit	64,214
12/10	L	29-40	@ St. Louis Rams	66,273
12/17	L	28-33	Green Bay	64,183
12/24	L	10-31	@ Indianapolis Colts	56,672
PLAYOFFS				
1/6/01	W	34-16	New Orleans	63,881
1/14/01	L	0-41	@ NY Giants	79,310

	Minn.	Opp.						
Total First Downs	319	344						
Rushing	107	110						
Passing	193	208						
Penalty	19	26						
3rd Down: Made/Att.	86/188	92/202						
3rd Down: Pct	45.7	45.5						
4th Down: Made/Att.	8/13	4/14						
4th Down: Pct.	61.5	28.6						
Possession Avg.	29:28	30:32						
Total Net Yards	5961	5701						
Avg. Per Game	372.6	356.3						
Total Plays	958	1011						
Avg. Per Play	6.2	5.6						
Net Yards Rushing	2129	1788						
Avg. Per Game	133.1	111.8						
Total Rushes	428	396						
Net Yards Passing	3832	3913						
Avg. Per Game	239.5	244.6						
Sacked/Yards Lost	35/187	31/214						
Gross Yards Passing	4019	4127						
Att./Completions	495/307	584/369						
Completion Percentage	62.0	63.2						
Had Intercepted	18	8						
Punts/Average	1934	2045						
Net Punting Avg.	36.2	33.7						
Penalties/Yards	106/908	104/747						
Fumbles/Ball Lost	26/10	17/10						
Touchdowns	47	43						
Rushing	14	17						
Passing	33	23						
Returns	0	3						
Score by Periods	1	2	3	4	OT	T		
VIKINGS	81	117	90	109	0	397		
OPPONENTS	96	98	56	115	6	371		
Scoring	Ru	Re	Rt	1 pt.	2 pt.	FG	S	T
Anderson	0	0	0	45/45	0	22/23	0	111
Moss	0	15	0	0/0	2	0/0	0	92
Smith	7	3	0	0/0	0	0/0	0	60
C. Carter	0	9	0	0/0	0	0/0	0	54
Culpepper	7	0	0	0/0	0	0/0	0	42
McWilliams	0	3	0	0/0	0	0/0	0	18
Hatchette	0	2	0	0/0	0	0/0	0	12
Davis	0	1	0	0/0	0	0/0	0	6
M. Williams	1	0	0	0/0	0	0/0	0	6
VIKINGS	14	33	0	45/45	2/2	22/23	0	397
OPPONENTS	17	23	3	38/38	0/4	25/29	0	371
Field Goals	1-19	20-29	30-39	40-49	50+			
Anderson	1/1	5/5	9/9	7/7	0/1			
OPPONENTS	1/1	10/11	8/8	5/7	0/1			
Anderson: (35G,38G,45G) (28G,49G) () (20G) (37G,42G,51B,19G) () (38G,20G,21G) (30G,37G) (30G,48G) (33G) (43G) (49G,29G) (40G) () () (31G)								
Opponents: (29G,49G) () (44N) (21G,43N) (23G,53N,33G,35G) (22G) (25G,48G) (47G,26G) (24G,31G) () (28G) (37G,28N,43G,36G) (52G) (26G,19G) (34G,35G,43G,36G) (28G)								

USUAL STARTERS ()		GAMES STARTED	
OFFENSE		DEFENSE	
WR Randy Moss (16)		DE John Randle (12)	
LT Todd Stuessie (16)		DT Tony Williams (13)	
LG Corbin Lacina (15)		DT Chris Hovan (13)	
C Matt Blirk (16)		DE Talance Sawyer (16)	
RG David Dixon (16)		LB Ed McDaniel (16)	
RT Korey Stringer (16)		LB Kaltee Wong (16)	
TE John Davis (9)		LB Dwayne Rudd (13)	
WR Kris Carter (16)		CB Robert Tate (16)	
QB Daunte Culpepper (16)		CB Kris Dishman (9)	
RB Robert Smith (14)		SS Robert Griffith (16)	
FB Jim Kleinsasser (8)		FS Orlando Thomas (9)	

bold/purple= Pro Bowl honoree

Rushing	Att.	Yds.	Avg.	Long	TD				
Smith	295	1521	5.2	721	7				
Culpepper	89	470	5.3	271	7				
M. Williams	23	67	2.9	10	0				
Kleinsasser	12	43	3.6	7	0				
Briester	5	20	4.0	12	0				
Moss	3	5	1.7	9	0				
Walters	1	3	3.0	3	0				
VIKINGS	428	2129	5.0	721	14				
OPPONENTS	396	1768	4.5	52	17				
Receiving		No.	Yds.	Avg.	Long	TD			
C. Carter	96	1274	13.3	53	9				
Moss	77	1437	18.7	781	15				
Smith	36	348	9.7	531	3				
McWilliams	22	180	8.2	26	3				
Walsh	18	191	10.6	21	0				
Davis	17	202	11.9	37	1				
Hatchette	16	190	11.9	391	2				
Kleinsasser	10	98	9.8	21	0				
Jordan	8	63	7.9	12	0				
M. Williams	4	31	7.8	12	0				
Jacquet (LG)	1	25	25.0	25	0				
Walters	1	5	5.0	5	0				
Morrow	1	2	2.0	2	0				
D. Palmer	1	-2	-2.0	-2	0				
VIKINGS	307	4019	13.1	781	33				
OPPONENTS	369	4127	11.2	521	23				
Punt Returns		No.	FC	Yds	Avg	Long	TD		
Jacquet (LG)	30	8	211	7.0	35	0			
Walters	15	16	217	14.5	63	0			
D. Palmer	10	12	33	3.3	16	0			
Walsh	1	0	11	11.0	11	0			
VIKINGS	26	28	261	10.0	63	0			
OPPONENTS	32	10	310	9.7	35	0			
Kickoff Returns		No.	Yds	Avg	Long	TD			
Walters	30	692	23.1	38	0				
T. Carter	17	389	22.9	38	0				
M. Williams	10	214	21.4	34	0				
D. Palmer	6	120	20.0	24	0				
Walsh	2	9	4.5	6	0				
Morrow	1	17	17.0	17	0				
Thomas	1	15	15.0	15	0				
VIKINGS	67	1456	21.7	38	0				
OPPONENTS	69	1519	22.0	981	1				
Punting		No.	Yds	Avg	Net	TB	I20	LG	BK
Berger	62	2773	44.7	36.2	11	16	60	0	0
OPPONENTS	65	2593	39.9	33.7	7	22	65	0	0
Defensive Leaders:									
Tackles - Wong (134), McDaniel (131), Griffith (122), Rudd (91), Tate (70).									
Sacks - Randle (6), Sawyer (6), T. Williams (4), Hovan (2), McDaniel (2), Paup (2), Wong (2).									
Interceptions - Tate (2), Wong (2), Dishman (1), Griffith (1), Thibodeaux (1), Thomas (1).									

Passing	Att.	Cmp.	Yards	Pct	Yd./Att.	TD	TD%	Int.	Int%	Lg	Sack/Lost	Rating
Culpepper	474	297	3937	62.7	8.3	33	7.0	16	3.4	781	34/181	98.0
Briester	20	10	82	50.0	4.1	0	0.0	1	5.0	20	1/6	40.0
Berger	1	0	0	0.0	0.0	0	0.0	1	100.0	0	0/0	0.0
VIKINGS	495	307	4019	62.0	8.1	33	6.7	18	3.6	781	35/187	94.7
OPPONENTS	584	369	4127	63.2	7.1	23	3.9	8	1.4	521	31/214	91.6

9/9	L	13-24	Carolina	64,108
9/23	L	10-17	@ Chicago	66,844
9/30	W	20-16	Tampa Bay	64,105
10/7	L	15-28	@ New Orleans	70,020
10/14	W	31-26	Detroit	64,048
10/21	W	35-13	Green Bay	64,165
10/28	L	14-41	@ Tampa Bay	65,558
11/11	L	17-48	@ Philadelphia	65,638
11/19	W	28-16	NY Giants	64,283
11/25	L	6-13	Chicago	64,214
12/2	L	16-21	@ Pittsburgh	62,661
12/9	W	42-24	Tennessee	64,271
12/16	L	24-27	@ Detroit	72,190
12/23	L	3-33	Jacksonville	64,150
12/30	L	13-24	@ Green Bay	59,870
1/7/02	L	3-19	@ Baltimore	69,465

USUAL STARTERS () GAMES STARTED	
OFFENSE	DEFENSE
WR Randy Moss (16)	DE Stalin Colinet (9)
LT Brad Badger (12)	DT Fred Robbins (12)
LG Corbin Lacinia (10)	DT Chris Hovan (16)
C Matt Birk (16)	DE Talance Sawyer (11)
RG David Dixon (14)	LB Ed McDaniel (13)
RT Chris Liwski (16)	LB Kalilee Wong (16)
TE Byron Chamberlain (15)	LB Lenanski Hall (13)
WR Cris Carter (16)	CB Dale Carter (8)
QB Daunte Culpepper (11)	CB Eric Kelly (11)
RB Michael Bennett (13)	SS Robert Griffith (9)
FB Jim Kleinasser (11)	FS Orlando Thomas (10)

	Min.	Opp.						
Total First Downs	288	312						
Rushing	88	127						
Passing	179	166						
Penalty	21	19						
3rd Down: Made/Att.	88/210	82/204						
3rd Down: Pct	41.9	40.2						
4th Down: Made/Att.	8/18	6/10						
4th Down: Pct.	44.4	60.0						
Possession Avg.	29:11	30:49						
Total Net Yards	5185	5666						
Avg Per Game	324.1	354.1						
Total Plays	978	985						
Avg Per Play	5.3	5.8						
Net Yards Rushing	1609	2299						
Avg Per Game	100.6	143.7						
Total Rushes	376	477						
Net Yards Passing	3576	3367						
Avg Per Game	223.5	210.4						
Sacked/Yards Lost	47/278	30/204						
Gross Yards Passing	3854	3571						
Att./Completions	555/335	478/291						
Completion Percentage	60.4	60.9						
Had Intercepted	23	8						
Net Punting Yards	2403	2497						
Punts/Average	72/42.1	72/40.3						
Net Punting Avg.	72/33.4	72/34.7						
Penalties/Yards	109/836	92/874						
Fumbles/Ball Lost	35/16	22/10						
Touchdowns	35	42						
Rushing	10	21						
Passing	23	16						
Returns	2	5						
Score by Periods	1	2	3	4	OT	T		
VIKINGS	44	77	83	86	-	290		
OPONENTS	77	111	84	118	-	390		
Scoring	Ru	Re	Rt	1 pt.	2 pt.	FG	S	T
Anderson	0	0	0	29/30	0	15/18	0	74
Moss	0	10	0	0/0	0	0/0	0	60
C. Carter	0	6	0	0/0	0	0/0	0	36
Culpepper	5	0	0	0/0	2	0/0	0	30
Bennett	2	1	0	0/0	0	0/0	0	18
Chamberlain	0	3	0	0/0	0	0/0	0	18
Prentice	2	0	0	0/0	0	0/0	0	12
Reed	0	1	0	0/0	1	0/0	0	6
T. Carter	0	0	1	0/0	0	0/0	0	6
Chapman	0	1	0	0/0	0	0/0	0	6
Jordan	0	1	0	0/0	0	0/0	0	6
Kleinasser	1	0	0	0/0	0	0/0	0	6
Wong	0	0	1	0/0	0	0/0	0	6
VIKINGS	10	23	2	29/30	3/5	15/18	0	290
OPONENTS	21	16	5	39/39	0/3	33/38	0	390
Field Goals	1-19	20-29	30-39	40-49	50+			
Anderson	0/0	7/7	2/4	6/7	0/0			
OPONENTS	1/1	13/13	8/8	8/10	3/6			

Anderson: (41N) (20G) (24G,29G) () (41G) (42G,36G) () (43G) () (44G,21G) () (25G,38N) () (27G) (32G) (39N,44G,42G) (26G)
Opponents: (23G) (45G) (25G,25G,49G) (50G,23G,45G,29G,33G) (19G,51G,65N) (51N,42N) (44G,48G) (36G,21G) (43G,36G,52N,51G) (30G,43G) (40N) (37G) (44G,36G) (39G,23G,21G,21G) (24G) (21G,20G,38G,20G)

Rushing	Att.	Yds.	Avg.	Long	TD			
Bennett	172	682	4.0	311	2			
Culpepper	71	416	5.9	34	5			
Chapman	63	195	3.1	19	0			
Kleinasser	23	72	3.1	11	1			
Morrow	12	67	5.6	15	0			
Bouman	9	61	6.8	21	0			
Wynn	8	61	7.6	14	0			
Moss	3	38	12.7	18	0			
Prentice	14	13	0.9	6	2			
C. Carter	1	4	4.0	4	0			
VIKINGS	376	1609	4.3	34	10			
OPONENTS	477	2299	4.8	61	21			
Receiving	No.	Yds.	Avg.	Long	TD			
Moss	82	1233	15.0	731	10			
C. Carter	73	871	11.9	52	6			
Chamberlain	57	666	11.7	471	3			
Bennett	29	226	7.8	801	1			
Reed	27	309	11.4	27	1			
Kleinasser	24	184	7.7	18	0			
Chapman	16	135	8.4	381	1			
Morrow	13	142	10.9	28	0			
Walsh	9	67	7.4	19	0			
Jordan	3	11	3.7	4	1			
Prentice	1	10	10.0	10	0			
Culpepper	1	0	0.0	0	0			
VIKINGS	335	3854	11.5	801	23			
OPONENTS	291	3571	12.3	69	16			
Punt Returns	No.	FC	Yds	Avg	Long	TD		
Jacquet	29	6	219	7.6	23	0		
Walters	11	3	69	6.3	16	0		
Morgan	4	0	17	4.3	6	0		
Walsh	1	0	2	2.0	2	0		
VIKINGS	45	9	307	6.8	23	0		
OPONENTS	34	7	366	10.8	34	0		
Kickoff Returns	No.	Yds	Avg	Long	TD			
Jacquet	46	1012	22.0	53	0			
Walters	18	425	23.6	40	0			
Morrow	6	109	18.2	28	0			
Morgan	4	78	19.5	24	0			
Worthen	1	11	11.0	11	0			
Walsh	1	10	10.0	10	0			
Prentice	1	2	2.0	2	0			
Snider	0	0	-	-	0			
VIKINGS	77	1647	21.4	53	0			
OPONENTS	59	1266	21.5	931	1			
Punting	No.	Yds	Av	Net	TB	I20	Lg	BK
Berger	47	2046	43.5	32.9	10	10	67	0
Johnson	25	983	39.3	34.4	3	9	59	0
VIKINGS	72	3029	42.1	33.4	13	19	67	0
OPONENTS	72	2904	40.3	34.7	5	22	62	0

Defensive Leaders:
Tackles - Wong (116), McDaniel (84), Hall (74), Sawyer (74), Griffith (68).
Sacks - Hovan (6), Johnstone (5.5), Sawyer (5), Wong (3), Chukwurah (2.5), Garnett (2.0), Robbins (2.0).
Interceptions - Griffith (2), Kelly (2), McDaniel (1), Sawyer (1), Thomas (1), Wong (1).

Passing	Att.	Cmp.	Yards	Pct	Yd./Att.	TD	TD%	Int.	Int%	Lg	Sack/Lost	Rating
Culpepper	366	235	2612	64.2	7.14	14	3.8	13	3.6	571	33/186	83.3
Wynn	98	48	418	49.0	4.27	1	1.0	6	6.1	471	10/65	38.6
Bouman	89	51	795	57.3	8.93	8	9.0	4	4.5	801	4/27	98.3
Berger	1	0	0	0.0	0.0	0	0.0	0	0.0	0	0/0	39.6
Moss	1	1	29	100.0	29.00	0	0.0	0	0.0	0	0/0	118.8
VIKINGS	555	335	3854	60.4	6.94	23	4.1	23	4.1	801	47/278	77.9
OPONENTS	478	291	3571	60.9	7.47	16	3.3	8	1.7	69	30/204	88.1

2002

9/8	L	23-27
9/15	L	39-45 (OT)
9/22	L	14-21
9/29	L	23-48
10/13	W	31-24
10/20	L	7-20
10/27	W	25-7
11/3	L	24-38
11/10	L	20-27
11/17	W	31-21
11/24	L	17-24
12/1	L	24-30 (OT)
12/8	L	22-26
12/15	W	32-31
12/21	W	20-17
12/29	W	38-36

@ Chicago*	63,226
Buffalo	64,047
Carolina	63,945
@ Seattle	65,212
Detroit	64,013
@ NY Jets	78,516
Chicago	64,122
@ Tampa Bay	65,667
NY Giants	64,005
Green Bay	64,153
@ New England	68,436
Atlanta	63,947
@ Green Bay	64,070
@ New Orleans	67,851
Miami	64,285
@ Detroit	60,233

COACH: MIKE TICE

RECORD: 6-10

USUAL STARTERS () GAMES STARTED	
OFFENSE	DEFENSE
WR Randy Moss (16)	DE Kenny Mixon (16)
LT Bryant McKinnie (7)	DT Fred Robbins (15)
LG Corbin Lacinia (16)	DT Chris Hovan (16)
C Matt Birk (16)	DE Lance Johnson (16)
RG David Dixon (14)	LB Henri Crockett (10)
RT Chris Liwienski (16)	LB Greg Biekert (16)
TE Byron Chamberlain (9)	LB Nick Rogers (11)
WR D'Wayne Bates (11)	CB Brian Williams (7)
QB Daunte Culpepper (16)	CB Eric Kelly (12)
RB Michael Bennett (16)	SS Corey Chavous (7)
HB Jim Kleinsasser (12)	FS Ronnie Bradford (15)

	Minn.	Opp.
--	-------	------

Total First Downs 350 315

Rushing 139 83

Passing 191 198

Penalty 20 34

3rd Down: Made/Att. 92/209 75/193

3rd Down: Pct 44.0 38.9

4th Down: Made/Att. 8/17 5/15

4th Down: Pct 47.1 33.3

Possession Avg. 31:30 28:30

Total Net Yards 6192 5769

Avg. Per Game 387.0 360.6

Total Plays 1080 963

Avg. Per Play 5.7 6.0

Net Yards Rushing 2507 1666

Avg. Per Game 156.7 104.1

Total Rushes 473 394

Net Yards Passing 3685 4103

Avg. Per Game 230.3 256.4

Sacked/Yards Lost 49/266 27/197

Gross Yards Passing 3951 4300

Att./Completions 558/337 542/335

Completion Percentage 60.4 61.8

Had Intercepted 23 16

Punts/Average 63/39.3 65/39.1

Net Punting Avg. 35.3 33.5

Penalties/Yards 137/1139 100/824

Fumbles/Ball Lost 40/18 18/7

Touchdowns 46 55

Rushing 26 15

Passing 19 33

Returns 7 7

Score by Periods

1 2 3 4 OT T

VIKINGS 75 114 93 108 0 390

OPPONENTS 103 125 81 121 12 442

Scoring Ru Re 1 pt. 2 pt. FG S T

Anderson 0 0 0 36/37 0 18/23 0 90

Williams 11 0 0 0/0 0 0/0 0 66

Culpepper 10 0 0 0/0 1 0/0 0 62

Moss 7 0 0 0/0 0 0/0 0 42

Bennett 5 1 0 0/0 0 0/0 0 36

Bates 0 4 0 0/0 0 0/0 0 24

Brien 0 0 0 5/7 0 5/6 0 20

Campbell 0 3 0 0/0 0 0/0 0 18

Alexander 0 1 0 0/0 0 0/0 0 6

Chavous 0 0 1 0/0 0 0/0 0 6

Goodwin 0 1 0 0/0 0 0/0 0 6

Kleinsasser 0 1 0 0/0 0 0/0 0 6

Walsh 0 1 0 0/0 0 0/0 0 6

VIKINGS 26 19 1 41/44 1/2 23/29 1 390

OPPONENTS 15 33 7 45/46 2/7 21/28 0 442

Field Goals 1-19 20-29 30-39 40-49 50+

Anderson 1/1 8/8 5/5 3/8 1/1

Brien 0/0 3/3 1/1 1/2 0/0

VIKINGS 1/1 11/11 8/6 4/10 1/1

OPPONENTS 1/1 5/5 8/11 5/9 2/2

Brien: (30G,22G,42G) (29G,22G,44N)

Anderson: () (35G,44N) (42G) () (44G,24G,24G) (26G) (20G, 27G),

(32G), (43B, 38G, 41WL), (46B, 29), (23G, 22G, 37G), (41G), (35G,

53G), (43B, 18)

Opponents: (49G,49G,43N) (42G,20G,20G,54G,44N) (45N,39N) (35G,21G)

(49G) (38G,31N,37G) () (36G,40N) (31N) () (34G) (44G) (33G, 19G) (40G,

34G,27G) (25G) (37G)

Rushing Att. Yds. Avg. Long TD

Bennett 255 1296 5.1 851 7

Culpepper 106 609 5.7 38 10

M. Williams 84 414 4.9 44 11

Chapman 12 89 7.4 27 0

Moss 6 51 8.5 25 0

Kleinsasser 6 17 2.8 4 0

Campbell 1 11 11.0 11 0

Davis 1 11 11.0 11 0

Bouman 1 9 9.0 9 0

Richardson 1 0 0.0 0 0

VIKINGS 473 2507 5.3 851 26

OPPONENTS 394 1666 4.2 59 15

Receiving No. Yds. Avg. Long TD

Moss 106 1347 12.7 60 7

Bates 50 689 13.8 59 4

Kleinsasser 37 393 10.6 39 1

Bennett 37 351 9.5 451 1

Chamberlain 34 389 11.4 61 0

M. Williams 27 251 9.3 35 0

Walsh 14 172 12.3 28 1

Alexander 14 134 9.6 18 1

Campbell 13 176 13.5 32 3

Goodwin 4 20 5.0 8 1

James 1 29 29.0 29 0

VIKINGS 337 3951 11.7 61 19

OPPONENTS 335 4300 12.8 59 15

Punt Returns No. FC Yds Avg Long TD

Davis 24 18 190 7.9 57 0

Bates 4 2 93 23.3 61 0

VIKINGS 28 20 283 10.1 61 0

OPPONENTS 21 21 131 6.2 23 0

Kickoff Returns No. Yds Avg Long TD

M. Williams 24 516 21.5 51 0

Davis 18 368 20.4 39 0

Carter 17 350 20.6 34 0

Chapman 11 225 20.5 39 0

James 10 228 22.8 29 0

Wofford 3 62 20.7 25 0

Bates 1 15 15.0 15 0

Moss 1 11 11.0 11 0

Bradford 1 0 0.0 0 0

VIKINGS 86 1775 20.6 51 0

OPPONENTS 76 1749 23.0 97 2

Punting No. Yds Avg Net TB 120 LG BK

Richardson 62 2474 39.9 35.3 6 21 59 1

VIKINGS 62 2474 39.9 35.3 6 21 59 1

OPPONENTS 565 2540 39.1 33.5 4 18 61 0

Defensive Leaders:

Tackles - Biekert (147), Crockett (84), Chavous (89), Mixon (82),

Bradford (77).

Sacks - Johnson (7.0), Hovan (5.5), Mixon (4.5), Bromell (4.0),

Rogers (2.0).

Interceptions - Biekert (4), Chavous (3.1), Brewer (2), Bradford (1),

Carter (1), Kelly (1), Mixon (1), Oford (1), B. Williams (1), Russell (1).

Passing	Att.	Cmp.	Yards	Pct	Yd./Att.	TD	TD%	Int.	Int%	Lg	Sack/Lost	Rating
Culpepper	549	333	3853	60.7	7.0	18	3.3	23	4.2	61	47/244	75.3
Bouman	6	3	85	50.0	14.2	0	0.0	0	0.0	48	2/22	95.8
Moss	3	1	13	33.3	4.3	1	33.3	0	0.0	131	0/0	87.5
VIKINGS	558	337	3951	60.4	7.1	19	3.4	23	4.1	61	49/266	76.1
OPPONENTS	542	335	4300	61.8	7.9	33	6.1	16	3.0	841	27/197	94.6

9/7	W	30-25	@ Green Bay	70,505
9/14	W	24-13	Chicago	64,144
9/21	W	23-13	@ Detroit	60,865
9/28	W	35-7	San Francisco	64,111
10/5	W	39-26	@ Atlanta	70,427
10/19	W	28-20	Denver	64,381
10/26	L	17-29	NY Giants	64,114
11/2	L	27-30	Green Bay	64,482
11/9	L	28-42	@ San Diego	64,738
11/16	L	18-28	@ Oakland	56,853
11/23	W	24-14	Detroit	63,946
11/30	L	17-48	@ St. Louis	66,134
12/7	W	34-7	Seattle	63,968
12/14	L	10-15	@ Chicago	61,804
12/20	W	45-20	Kansas City	64,291
12/28	L	17-18	@ Arizona	52,734

USUAL STARTERS () GAMES STARTED	
OFFENSE	DEFENSE
WR Randy Moss (16)	DE Kevin Williams (12)
LT Bryant McKinnie (16)	DT Fred Robbins (12)
LG Chris Liwienski (16)	DT Chris Hovan (16)
C Matt Birk (16)	DE Kenny Mixon (12)
RG David Dixon (16)	LB Henri Crockett (15)
RT Mike Rosenthal (16)	LB Greg Biekert (16)
TE Jim Kleinsasser (16)	LB Chris Claiborne (12)
WR Nate Burleson (9)	CB Brian Williams (16)
QB Daunte Culpepper (14)	CB Ken Irvin (8)
RB Moe Williams (7)	Denard Walker (8)
WR Kelly Campbell (16)	SS Corey Chalkers (16)
	FS Brian Russell (16)

	Minn.	Opp.
Total First Downs	336	316
Rushing	124	94
Passing	154	186
Penalty	18	36
3rd Down: Made/Att.	102/219	70/182
3rd Down: Pct.	46.6	38.5
4th Down: Made/Att.	8/20	6/14
4th Down: Pct.	40.0	42.9
Possession Avg.	32:52	27:08
Total Net Yards	6294	5356
Avg. Per Game	393.4	334.8
Total Plays	1055	955
Avg. Per Play	6.0	5.6
Net Yards Rushing	2343	1879
Avg. Per Game	146.4	117.4
Total Rushes	493	387
Net Yards Passing	3951	3477
Avg. Per Game	246.9	217.3
Sacked/Yards Lost	42/218	37/245
Gross Yards Passing	4169	3722
Att./Completions	520/333	531/311
Completion Percentage	64.0	58.6
Had Intercepted	13	28
Punts/Average	64/40.3	64/40.3
Net Punting Avg.	32.1	35.8
Penalties/Yards	127/1029	90/720
Fumbles/Ball Lost	31/11	28/7
Touchdowns	51	42
Rushing	15	22
Passing	32	17
Returns	4	3

Score by Periods	1	2	3	4	OT	T
VIKINGS	76	136	84	120		416
OPPONENTS	69	92	72	120		353

Scoring	Ru	Re	1 pt.	2 pt.	FG	S	T
Eiling	0	0	48/48	--	18/25	--	102
Moss	0	17	0	--	--	--	102
M. Williams	5	3	0	--	--	--	48
O. Smith	5	0	0	1	--	--	32
Campbell	0	4	0	--	--	--	24
Culpepper	4	0	0	--	--	--	24
Kleinsasser	0	4	0	--	--	--	24
Burleson	0	2	0	--	--	--	12
Avery	0	1	0	--	--	--	6
Bates	0	1	0	--	--	--	6
Bennett	1	0	0	--	--	--	6
Chavous	0	0	1	--	--	--	6
Johnstone	0	0	1	--	--	--	6
Nattiel	0	0	1	--	--	--	6
B. Williams	0	0	1	--	--	--	6
Goodwin	0	0	0	--	1	--	2
VIKINGS 15	32	4	48/48	2/3	18/25	2	416
OPPONENTS 22	17	3	36/36	1/6	21/26	--	353

Field Goals	1-19	20-29	30-39	40-49	50+
Eiling	0/0	7/7	6/6	4/7	1/3
VIKINGS	0/0	7/7	6/6	4/7	1/3
OPPONENTS	0/0	9/9	5/5	8/9	1/3

Eiling: (22G,46G,34G) (23G,53WL) (37WR,21G) () (32G,24G) () (51G, 54WL) (47G,37G) () (39WR,35G,44WL) (24G) (28G) (40WR,36G,35G) (22G) (46G) (44WR, 46G)

Opponents: (27G) (42G,43G) (27G, 37G) () (34G, 33G) (46G, 46G) (20G, 44G,37G) (21G,43G,27G) () (52SH) (43WR) (26G,51G) (52SH,49WR) (38G, 22G,46WL) () (22G,26G)

Rushing	Att.	Yds.	Avg.	Long	TD
M. Williams	174	745	4.3	61	5
O. Smith	107	579	5.4	47	5
Bennett	90	447	5.0	28	1
Culpepper	73	422	5.8	42	4
Campbell	10	71	7.1	19	0
Chapman	15	33	2.2	6	0
Moss	6	18	3.0	11	0
Johnson	2	15	7.5	15	0
Kleinsasser	2	15	7.5	12	0
Avery	1	0	0.0	0	0
Stackhouse	1	0	0.0	0	0
Frerotte	12	-2	-0.2	4	0
VIKINGS	493	2343	4.8	61	15
OPPONENTS	367	1879	4.9	73	22

Receiving	No.	Yds.	Avg.	Long	TD
Moss	111	1632	14.7	72	17
M. Williams	65	644	9.9	42	3
Kleinsasser	46	401	8.7	19	4
Burleson	29	455	15.7	52	2
Campbell	25	522	20.9	72	4
Bates	15	151	10.1	18	1
O. Smith	15	129	8.6	20	0
Bennett	12	132	11.0	40	0
Stackhouse	6	30	5.0	10	0
Goodwin	4	26	6.5	12	0
Avery	2	24	12.0	13	1
Howry	2	15	7.5	8	0
Chapman	1	8	8.0	8	0
VIKINGS	333	4169	12.5	72	32
OPPONENTS	311	3722	12.0	61	17

Punt Returns	No.	FC	Yds	Avg	Long	TD
Howry	35	16	247	7.1	52	0
Burleson	1	0	0	0.0	0	0
VIKINGS	36	16	247	6.9	52	0
OPPONENTS	29	19	310	10.7	46	0

Kickoff Returns	No.	Yds	Avg	Long	TD
O. Smith	27	588	21.8	46	0
Avery	16	346	21.6	48	0
Howry	12	271	22.6	42	0
Campbell	5	101	20.2	23	0
Chapman	4	51	12.8	20	0
Clark	2	33	16.5	21	0
Berton	1	7	7.0	7	0
Henderson	1	0	0.0	0	0
Moss	1	22	22.0	22	0
Rogers	1	1	1.0	1	0
Withrow	1	8	8.0	8	0
VIKINGS	71	1428	20.1	46	0
OPPONENTS	75	1608	21.4	56	0

Punting	No.	Yds	Avg	Net	TB	I20	LG	BK
Johnson	56	2191	39.1	32.6	5	12	55	1
Araguz	7	271	38.7	27.7	0	1	44	0
VIKINGS	64	2462	38.5	32.1	5	13	55	1
OPPONENTS	64	2576	40.3	35.8	2	19	53	1

Defensive Leaders:	Tackles	Chavous (108)	Biekert (107)	Claiborne (86)	Russell (95)	B. Williams (80)
Sacks - K. Williams (10.5), Johnstone (10.0), Mixon (5.0), Claiborne (3.0), B. Williams (3.0).						
Interceptions, TDs - Russell (9), Chavous (8.1), B. Williams (5.1), Claiborne (1), Irvin (1), Johnstone (1.1), Nattiel (1.1), Walker (1), K. Williams (1).						

Passing	Att.	Cmp.	Yards	Pct	Yd./Att.	TD	TD%	Int.	Int%	Lg	Sack/Lost	Rating
Culpepper	454	295	3479	65.0	7.7	25	5.5	11	2.4	59	37/196	96.4
Frerotte	65	38	690	58.5	10.6	7	10.8	2	3.1	72	5/22	118.1
Moss	1	0	0	0.0	0.0	0	0.0	0	0.0	0	0/0	39.6
VIKINGS	520	333	4169	64.0	8.0	32	6.2	13	2.5	72	42/218	99.0
OPPONENTS	531	311	3722	58.6	7.0	17	3.2	28	5.3	51	37/245	68.8

2004

COACH: MIKE TICE

RECORD: 8-8

9/12	W	35-17	Dallas	64,105
9/20	L	16-27	@ Philadelphia	67,676
9/26	W	27-22	Chicago	64,163
10/10	W	34-28 OT	@ Houston	70,718
10/17	W	38-31	@ New Orleans	64,900
10/24	W	20-3	Tennessee	64,108
10/31	L	13-34	NY Giants	64,012
11/8	L	28-31	@ Indianapolis	57,307
11/14	L	31-34	@ Green Bay	70,671
11/21	W	22-19	Detroit	64,156
11/28	W	27-16	Jacksonville	64,004
12/5	L	14-24	@ Chicago	62,051
12/12	L	23-27	Seattle	64,110
12/19	W	28-27	@ Detroit	62,337
12/24	L	31-34	Green Bay	64,311
1/2/05	L	18-21	@ Washington	76,876

PLAYOFFS

1/8/09	W	31-17	@ Green Bay	71,075
1/16/05	L	14-27	@ Philadelphia	67,722

USUAL STARTERS () GAMES STARTED	
OFFENSE	
WR Randy Moss (13)	DE Kenny Mixon (14)
LT Bryant McKinnie (16)	DT Kevin Williams (16)
LG Chris Liwinski (16)	DT Chris Hovan (9)
C Matt Birk (11)	DE Kenechi Udezue (15)
RG David Dixon (16)	LB Keith Newman (14)
RT Nat Dorsey (7)	LB E.J. Henderson (14)
TE Jermaine Wiggins (13)	LB Chris Claiborne (12)
WR Nate Burleson (15)	CB Antoine Winfield (13)
QB Daunte Culpepper (16)	CB Brian Williams (16)
RB Michael Bennett (7)	SS Corey Chavous (16)
HB Sean Bertion (7)	FS Brian Russell (16)

Total First Downs	351	350
Rushing	98	110
Passing	225	220
Penalty	28	20
3rd Down: Made/Att.	102/195	90/196
3rd Down: Pct	52.3	45.9
4th Down: Made/Att.	6/10	10/16
4th Down: Pct.	60.0	62.5
Possession Avg.	30.02	29.58
Total Net Yards	6339	5894
Avg. Per Game	396.2	366.4
Total Plays	985	1018
Avg. Per Play	6.4	5.8
Net Yards Rushing	1823	2006
Avg. Per Game	113.9	125.4
Total Rushes	387	435
Net Yards Passing	4516	3888
Avg. Per Game	282.3	243.0
Sacked/Yards Lost	46/238	39/242
Gross Yards Passing	4754	4130
Att./Completions	552/380	544/338
Completion Percentage	68.8	62.1
Had Intercepted	12	11
Punts/Average	57/39.3	59/42.2
Net Punting Avg.	57/35.3	59/36.2
Penalties/Yards	117/884	110/874
Fumbles/Ball Lost	20/9	25/11
Touchdowns	50	46
Rushing	8	15
Passing	39	30
Returns	3	1

Score by Periods	1	2	3	4	OT	T		
VIKINGS	54	136	73	136	6	405		
OPONENTS	78	135	54	128	0	395		
Scoring	Ru	Re	Rt	1 pt.	2 pt.	FG	S	T
Andersen	--	--	--	45/45	--	18/22	--	99
Moss	0	13	0	--	--	--	--	78
Burleson	0	9	1	--	1	--	--	62
Robinson	0	8	0	--	--	--	--	48
O. Smith	2	2	0	--	1	--	--	26
Wiggins	0	4	0	--	--	--	--	24
M. Williams	3	1	0	--	--	--	--	24
Culpepper	2	0	0	--	1	--	--	14
M. Bennett	1	1	0	--	--	--	--	12
Campbell	0	1	0	--	--	--	--	6
Claiborne	0	0	1	--	--	--	--	6
K. Williams	0	0	1	--	--	--	--	6
VIKINGS	8	39	3	45/45	3/4	18/22	--	405
OPONENTS	15	30	1	43/43	1/3	24/27	--	395

Field Goals	1-19	20-29	30-39	40-49	50+
Andersen	1/1	8/8	5/7	4/6	0/0
VIKINGS	1/1	8/8	5/7	4/6	0/0
OPONENTS	0/0	5/5	10/12	7/7	2/3
Andersen: () (42G,19G,39G,44N) (46N,42G,24G) () (39G) (29G,29G) (38N) (42G,23G) (21G) () (25G,33G) (38N) (48G,32G,31G) () (29G) (23G)					
Opponents: (27G) (37G, 47G) (34G, 23G, 39N, 32G) () (45G) (40G) (50G, 30G) (35G) (43G, 33G) (48G) (33G, 32G, 42G) (53G, 52N) (38N, 33G, 28G) (32G, 23G) (42G, 29G) ()					

Rushing	Att.	Yds.	Avg.	Long	TD			
O. Smith	124	544	4.4	38	2			
Culpepper	88	406	4.6	16	2			
Moore	65	379	5.8	33	0			
M. Bennett	70	276	3.9	25	1			
M. Williams	30	161	5.4	49	3			
Burleson	6	49	8.2	11	0			
Campbell	3	4	1.3	16	0			
Russell	1	4	4.0	4	0			
VIKINGS	387	1823	4.7	49	8			
OPONENTS	435	2006	4.6	53	15			
Receiving	No.	Yds.	Avg.	Long	TD			
Wiggins	71	705	9.9	39	4			
Burleson	68	1006	14.8	68	9			
Moss	49	767	15.7	82	13			
Robinson	47	657	14.0	50	8			
O. Smith	36	394	10.9	63	2			
Moore	27	238	8.8	26	0			
M. Williams	21	233	11.1	28	1			
M. Bennett	21	207	9.9	38	1			
Campbell	19	364	19.2	61	1			
Bertion	9	78	8.7	14	0			
Owens	8	69	8.6	18	0			
Kleinsasser	2	24	12.0	18	0			
Ned	1	9	9.0	9	0			
Howry	1	3	3.0	3	0			
VIKINGS	380	4754	12.5	62	39			
OPONENTS	338	4130	12.2	62	30			
Punt Returns	No.	FC	Yds	Avg	Long	TD		
Burleson	25	9	214	8.6	91	1		
Moore	4	1	28	7.0	17	0		
Howry	2	-3	33	16.5	21	0		
Moss	0	1	0	0.0	0	0		
VIKINGS	31	14	275	8.9	91	1		
OPONENTS	26	15	169	6.5	15	0		
Kickoff Returns	No.	Yds	Avg	Long	TD			
Campbell	35	760	21.7	55	0			
Moore	20	386	19.3	33	0			
O. Smith	9	155	17.2	24	0			
Burleson	2	51	25.5	29	0			
Howry	2	45	22.5	24	0			
Ross	2	33	16.5	19	0			
Davis	1	15	15.0	15	0			
Bertion	1	-3	3.0	3	0			
Johnson	1	0	0.0	0	0			
VIKINGS	73	1448	19.8	55	0			
OPONENTS	75	1869	24.9	92	1			
Punting No.	Yds	Avg	Net	TB	I20	LG	BK	
D. Bennett	57	2240	39.3	35.3	3	18	61	0
VIKINGS	57	2240	39.3	35.3	3	18	61	0
OPONENTS	59	2488	42.2	36.2	4	24	55	0

Defensive Leaders:
 Tackles - Henderson (125), Chavous (112), Russell (111), Winfield (99), K. Williams (98).
 Sacks - K. Williams (11.5), Johnstone (11.0), Udezue (5.0), Newman (3.0), Mixon (2.5).
 Interceptions, TDs - Winfield (3), B. Williams (2), Russell (1), Shaw (1), R. Smith (1), Claiborne (1.1), K. Williams (1), Chavous (1).

Passing	Att.	Cmp.	Yards	Pct	Yd./Att.	TD	TD%	Int.	Int%	Lg	Sack/Lost	Rating
Culpepper	548	379	4717	69.2	8.61	39	7.1	11	2.0	82	46/238	110.9
Moss	2	1	37	50.0	18.5	0	0.0	1	50.0	37	0/0	56.3
Fretotte	1	0	0	0.0	0.0	0	0.0	0	0.0	0	0/0	39.6
Moore	1	0	0	0.0	0.0	0	0.0	0	0.0	0	0/0	39.6
VIKINGS	552	380	4754	68.8	8.61	39	7.1	12	2.2	82	46/238	109.8
OPONENTS	544	338	4130	62.1	7.59	30	5.5	11	2.0	62	39/242	95.5

9/11	L	13-24	Tampa Bay	63,939
9/18	L	8-37	@ Cincinnati	65,763
9/25	W	33-16	New Orleans	63,952
10/2	L	10-30	@ Atlanta	69,552
10/16	L	3-28	@ Chicago	62,143
10/23	W	23-20	Green Bay	64,278
10/30	L	13-38	@ Carolina	73,502
11/6	W	27-14	Detroit	63,813
11/13	W	24-21	@ N.Y. Giants	78,637
11/21	W	20-17	@ Green Bay	70,610
11/27	W	24-12	Cleveland	63,814
12/4	W	21-16	@ Detroit	61,375
12/11	W	27-13	St. Louis	64,005
12/18	L	3-18	Pittsburgh	64,136
12/25	L	23-30	@ Baltimore	70,246
1/1/06	W	34-10	Chicago	64,023

USUAL STARTERS ()		GAMES STARTED	
OFFENSE		DEFENSE	
WR	Travis Taylor (13)	DE	Darrion Scott (15)
LT	Bryant McKinzie (16)	DT	Kevin Williams (14)
LG	Chris Lwienski (9)	DT	Pat Williams (16)
C	Melvin Fowler (9)	DE	Erasmus James (9)
RG	Adam Goldberg (12)	LB	Keith Newman (10)
RT	Mike Rosenthal (12)	LB	Sam Cowart (14)
TE	Jim Kleinsasser (16)	LB	E.J. Henderson (14)
WR	Marcus Robinson (9)	CB	Antoine Winfield (16)
QB	Brad Johnson (9)	CB	Brian Williams (9)
RB	Mewelde Moore (6)	SS	Corey Chavous (16)
HB	Jermaine Wiggins (6)	FS	Darren Sharper (14)

Total First Downs		285	304
Rushing		83	96
Passing		169	177
Penalty		33	31
3rd Down: Made/Att.		64/196	95/221
3rd Down: Pct		32.7	43.0
4th Down: Made/Att.		4/9	5/13
4th Down: Pct		44.4	38.5
Possession Avg.		28:46	31:14
Total Net Yards		4613	5173
Avg. Per Game		288.3	323.3
Total Plays		945	1029
Avg. Per Play		4.9	5.0
Net Yards Rushing		1467	1841
Avg. Per Game		91.7	115.1
Total Rushes		381	462
Net Yards Passing		3146	3332
Avg. Per Game		196.6	208.3
Sacked/Yards Lost		54/303	34/207
Gross Yards Passing		3449	3539
Att./Completions		510/323	533/319
Completion Percentage		63.3	59.8
Had Intercepted		16	24
Punts/Average		81/43.3	72/41.8
Net Punting Avg.		81/35.7	72/41.8
Penalties/Yards		128/1013	137/990
Fumbles/Ball Lost		25/14	22/11
Touchdowns		33	37
Rushing		10	14
Passing		18	23
Returns			0
Score by Periods		1 2 3 4 OT	T
VIKINGS		54 89 82 81	- 306
OPPONENTS		51 136 60 97	- 344
Scoring		Ru Re Rt 1 pt. 2 pt. FG S T	
Edinger		-- -- 31/31 -- 25/34 --	102
M. Robinson		0 5 0 0 -- 1 --	32
M. Bennett		3 2 0 0 -- -- --	30
Fason		4 0 0 -- -- --	24
Moore		1 2 1 -- -- --	24
Taylor		0 4 0 -- -- --	24
K. Robinson		1 1 1 -- -- --	18
Sharper		0 0 2 -- -- --	12
Williamson		0 2 0 -- -- --	12
Burlson		0 1 0 -- -- --	6
Culpepper		1 0 0 -- -- --	6
Edwards		0 0 1 -- -- --	6
Wiggins		0 1 0 -- -- --	6
VIKINGS		8 39 3 45/45 3/4 18/22	- 306
OPPONENTS		15 30 1 43/43 1/3 24/27	- 344
Field Goals		1-19 20-29 30-39 40-49 50+	
Edinger		0/0 11/11 3/8 8/10 3/5	
VIKINGS		0/0 11/11 3/8 8/10 3/5	
OPPONENTS		1/1 8/9 9/9 7/8 2/5	

Edinger: (53G, 22G), (), (24G, 33N, 28G, 48G, 34G), (43G), (52N, 23G, 32B), (27G, 22G, 56G), (33N), (21G, 52N, 40G), (40N, 32B, 48G), (49N, 24G, 27G), (43G), (), (37G, 44G), (20G, 32B), (36G, 40G, 46G), (54G, 47G)

Opponents: (41G), (40G, 29G, 30G), (22G), (36G, 26G, 39G), (), (53N, 53G, 42N, 39G), (56N, 44G), (51N), (35G, 48G, 28N), (46G), (32G, 38G), (45G, 26G, 28G), (51G, 23G), (21G, 41G, 26G), (37G, 38G, 19G), (22G)

Rushing		Att.	Yds.	Avg.	Long	TD			
Moore		155	662	4.3	33	1			
M. Bennett		126	473	3.8	611	3			
Culpepper		24	147	6.1	18	1			
Fason		32	62	1.9	15	4			
B. Johnson		18	53	2.9	16	0			
Williamson		3	28	9.3	11	0			
K. Robinson		4	27	6.8	131	1			
M. Williams		13	20	1.5	9	0			
Taylor		2	3	1.5	5	0			
Hill		2	-2	-1.0	-1	0			
Burlson		2	-6	-3.0	-2	0			
VIKINGS		381	1467	3.9	611	10			
OPPONENTS		462	1841	4.0	711	14			
Receiving		No.	Yds.	Avg.	Long	TD			
Wiggins		69	568	8.2	24	1			
Taylor		50	604	12.1	31	4			
Moore		37	339	9.2	29	2			
M. Robinson		31	515	16.6	68	5			
Burlson		30	328	10.9	20	1			
M. Bennett		27	124	4.6	20	2			
Williamson		24	372	15.5	56	2			
K. Robinson		22	347	15.8	801	1			
Kleinsasser		22	171	7.8	15	0			
M. Williams		8	52	6.5	25	0			
Owens		2	18	9.0	12	0			
Angulo		1	11	11.0	11	0			
VIKINGS		323	3449	10.7	801	18			
OPPONENTS		319	3539	11.1	701	25			
Punt Returns		No.	FC	Yds	Avg	Long	TD		
Moore		21	9	245	11.7	711	1		
Howry		12	5	78	6.5	19	0		
Burlson		5	0	21	4.2	10	0		
K. Robinson		2	0	0	0.0	0	0		
Taylor		1	0	0	0.0	0	0		
VIKINGS		41	14	344	8.4	711	1		
OPPONENTS		45	17	495	11.0	72	0		
Kickoff Returns		No.	Yds	Avg	Long	TD			
K. Robinson		47	1221	26.0	861	1			
Williamson		12	192	16.0	28	0			
Moore		4	72	18.0	27	0			
Owens		3	25	8.3	16	0			
Fason		2	4	2.0	4	0			
Henderson		1	13	13.0	13	0			
Herrera		1	6	6.0	6	0			
M. Williams		1	16	16.0	16	0			
VIKINGS		71	1549	21.8	861	1			
OPPONENTS		67	1416	21.1	48	0			
Punting		No.	Yds	Avg	Net	TB	I20	LG	BK
Kluwe		71	3130	44.1	35.8	6	17	62	0
D. Bennett		8	300	37.5	34.4	0	1	53	0
Edinger		2	75	37.5	37.5	0	1	40	0
VIKINGS		81	3505	43.3	35.7	6	19	62	0
OPPONENTS		72	3013	41.8	36.8	1	25	60	1
Defensive Leaders:									
Tackles		- Cowart (104), Henderson (102), Winfield (100), Chavous (90), P. Williams (88)							
Sacks		- Johnstone (7.5), James (4.0), Scott (4.0), K. Williams (4.0), Mostey (3.0), Newman (3.0)							
Interceptions, TDs		- Sharper (9.2), B. Williams (4), Winfield (4), Chavous (2), Smoot (2), Edwards (1, 1), Newman (1)							

Passing		Att.	Cmp.	Yards	Pct	Yd/Att.	TD	TD%	Int.	Int%	Lg	Sack/Lost	Rating
B. Johnson		294	184	1885	62.6	6.4	12	4.1	4	1.4	801	23/134	88.9
Culpepper		216	139	1564	64.4	7.2	6	2.8	12	5.6	68	31/169	72.0
VIKINGS		510	323	3449	63.3	6.8	18	3.5	16	3.1	801	54/303	81.7
OPPONENTS		533	319	3539	59.8	6.6	23	4.3	24	4.5	701	34/207	75.2

9/11	W	19-16	@ Washington	90,608
9/17	W	16-13 OT	Carolina	63,623
9/24	L	16-19	Chicago	63,754
10/1	L	12-17	@ Buffalo	71,972
10/8	W	26-17	Detroit	63,906
10/22	W	31-13	@ Seattle	68,118
10/30	L	7-31	New England	63,819
11/5	L	3-9	@ San Francisco	68,088
11/12	L	17-23	Green Bay	63,924
11/19	L	20-24	@ Miami	73,070
11/26	W	31-26	Arizona	63,483
12/3	L	13-23	@ Chicago	62,221
12/10	W	30-20	@ Detroit	60,861
12/17	L	13-26	NV Jets	63,677
12/21	L	7-9	@ Green Bay	70,864
12/31	L	21-41	St. Louis	63,557

USUAL STARTERS ()		GAMES STARTED	
OFFENSE		DEFENSE	
WR Travis Taylor (16)	DE Darrion Scott (13)		
LT Bryant McKinnie (16)	DT Kevin Williams (16)		
LG Steve Hutchinson (16)	DT Pat Williams (16)		
C Matt Birk (16)	DE Kenechi Udezua (15)		
RG Artis Hicks (14)	LB Ben Leber (11)		
RT Marcus Johnson (10)	LB Napoleon Harris (14)		
TE Jim Kleinsasser (12)	LB E.J. Henderson (16)		
WR Troy Williamson (11)	CB Antoine Winfield (16)		
QB Brad Johnson (14)	CB Fred Smoot (10)		
RB Chester Taylor (15)	SS Darren Sharper (16)		
FB Tony Richardson (7)	FS Dwight Smith (14)		

	Minn.	Opp.
Total First Downs	272	272
Rushing	87	53
Passing	160	192
Penalty	25	27
3rd Down: Made/Att.	77/233	74/215
3rd Down: Pct.	33.0	34.4
4th Down: Made/Att.	15/21	7/13
4th Down: Pct.	71.4	53.8
Possession Avg.	31:37	28:23

Total Net Yards	4943	4803
Avg. Per Game	308.9	300.2
Total Plays	1025	977
Avg. Per Play	4.8	4.9
Net Yards Rushing	1820	985
Avg. Per Game	113.8	61.6
Total Rushes	442	348
Net Yards Passing	3123	3818
Avg. Per Game	195.2	238.6
Sacked/Yards Lost	43/279	30/197
Gross Yards Passing	3402	4015
Att./Completions	540/332	599/355
Completion Percentage	61.5	59.3
Had Intercepted	20	21

Punts/Average	94/42.1	79/45.4
Net Punting Avg.	94/35.5	79/37.8
Penalties/Yards	123/903	112/899
Fumbles/Ball Lost	31/12	25/15
Touchdowns	32	32
Rushing	12	9
Passing	13	15
Returns	7	8

Score by Periods	1	2	3	4	OT	T
VIKINGS	66	49	54	110	3	282
OPPONENTS	57	129	73	68	0	327

Scoring	Ru	Re	Rt	1 pt.	2 pt.	FG	S	T
Longwell	--	--	27/28	--	--	21/25	--	90
C. Taylor	6	0	0	--	--	--	--	36
Robinson	0	4	0	--	--	--	--	24
McMullen	0	2	1	--	--	--	--	18
Pinner	3	0	0	--	--	--	--	18
T. Taylor	0	3	0	--	--	--	--	18
Moore	0	1	1	--	--	--	--	12
Dugan	0	1	0	--	--	--	--	6
Fason	1	0	0	--	--	--	--	6
Henderson	0	0	1	--	--	--	--	6
Jackson	1	0	0	--	--	--	--	6
Br. Johnson	1	0	0	--	--	--	--	6
Leber	0	0	1	--	--	--	--	6
Owens	0	1	0	--	--	--	--	6
Smoot	0	0	1	--	--	--	--	6
Wiggins	0	1	0	--	--	--	--	6
K. Williams	0	0	1	--	--	--	--	6
Winfield	0	0	1	--	--	--	--	6
VIKINGS	12	13	7	27/28	0/4	21/25	--	282
OPPONENTS	9	15	8	31/31	0/1	34/40	1	327

Field Goals	1-19	20-29	30-39	40-49	50+
Longwell	2/2	7/7	8/8	4/6	0/2
VIKINGS	2/2	7/7	8/8	4/6	0/2
OPPONENTS	0/0	18/16	3/5	9/13	6/6

Longwell: (46G, 54N, 31G) (26G, 22G, 51B, 19G) (31G, 26G, 41G)
 (37G, 49G) (26G, 20G) (33G, 46N) () (21G) (34G) (35G, 19G) (40G)
 (23G, 30G) (30G) (49N) () ()
 Opponents: (27G, 27G, 22G, 48N) (25G, 26G) (41G, 24G, 31G, 49G)
 (44N, 28G) (53G) (42G, 26G) (23G) (25G, 30G, 51G) (20G, 24G, 29G)
 (44G, 44N) (21G, 50G, 41N) () (53G, 45G) (25G, 52G, 45G, 20G) (38G,
 38B, 34N, 44G, 44G) (42G, 53G)

Rushing	Att.	Yds.	Avg.	Long	TD
C. Taylor	303	1216	4.0	95	6
Pinner	43	190	4.6	21	3
Moore	24	131	5.5	15	0
Fason	18	99	5.5	15	1
Br. Johnson	29	82	2.8	10	1
Jackson	15	77	5.1	13	1
Richardson	5	12	2.4	3	0
Be. Johnson	4	8	2.0	5	0
T. Taylor	1	5	5.0	5	0
VIKINGS	442	1820	4.1	95	12
OPPONENTS	346	985	2.8	59	9

Receiving	No.	Yds.	Avg.	Long	TD
T. Taylor	57	651	11.4	36	3
Moore	46	468	10.2	50	1
Wiggins	46	386	8.4	24	1
C. Taylor	42	288	6.9	24	0
Williamson	37	455	12.3	46	0
Robinson	29	381	13.1	40	4
McMullen	23	307	13.3	40	2
Richardson	13	111	8.5	25	0
Be. Johnson	9	156	17.3	40	0
Dugan	8	40	5.0	10	1
Kleinsasser	7	47	6.7	14	0
Owens	6	45	7.5	16	1
Nance	4	33	8.3	12	0
Fason	3	19	6.3	12	0
Pinner	2	15	7.5	8	0
VIKINGS	332	3402	10.2	50	13
OPPONENTS	355	4015	11.3	82	15

Punt Returns	No.	FC	Yds	Avg	Long	TD
Moore	36	9	365	10.1	71	1
Gordon	1	0	1	1.0	1	0
Smith	1	0	8	8.0	8	0
VIKINGS	38	9	374	9.7	71	1
OPPONENTS	50	21	485	9.7	45	1

Kickoff Returns	No.	Yds	Avg	Long	TD
Be. Johnson	45	1054	23.4	65	0
Williamson	14	324	23.1	44	0
Pinner	4	76	19.0	24	0
Moore	1	25	25.0	25	0
Owens	1	0	0.0	0	0
Rosenthal	1	13	13.0	13	0
VIKINGS	66	1492	22.6	65	0
OPPONENTS	59	1369	23.2	99	1

Punting	No.	Yds	Avg	Net	TB	I20	LG	BK
Kluwe	93	3934	42.3	35.6	7	28	68	0
Longwell	1	27	27.0	27.0	0	1	27	0
VIKINGS	94	3961	42.1	35.5	7	29	68	0
OPPONENTS	79	3583	45.4	37.8	11	17	65	0

Defensive Leaders:
Tackles - Henderson (142), Smith (98), Harris (96), Sharper (93), Winfield (68)
Sacks - Scott (5.5), K. Williams (5.0), Edwards (3.0), Henderson (3.0), Leber (3.0), Mitchell (3.0), Harris (2.5), Sharper (1.0), Smith (1.0), Thomas (1.0), P. Williams (1.0), Team (1.0).
Interceptions, TDs - Smith (4), Winfield (4.1), Sharper (4), Harris (3), Henderson (2.1), Griffin (2), Smoot (1.1), Leber (1).

Passing	Att.	Cmp.	Yards	Pct	Yd./Att.	TD	TD%	Int.	Int%	Lg	Sack/Lost	Rating
B. Johnson	439	270	2750	61.5	6.3	9	2.1	15	3.4	46	29/200	72.0
Jackson	81	47	475	58.0	5.9	2	2.5	4	4.9	50	8/37	62.5
Bollinger	18	13	146	72.2	8.1	0	0.0	1	5.6	50	6/42	72.9
Longwell	1	1	16	100.0	16.0	1	100.0	0	0.0	16	0/0	158.3
Moore	1	1	15	100.0	15.0	1	100.0	0	0.0	15	0/0	158.3
VIKINGS	540	332	3402	61.5	6.3	13	2.4	20	3.7	50	43/279	72.2
OPPONENTS	599	355	4015	59.3	6.7	15	2.5	21	3.5	82	30/197	73.1

9/9	W	24-3	Atlanta	62,815
9/16	L	17-20 OT	@ Detroit	61,771
9/23	L	10-13	@ Kansas City	78,038
9/30	L	16-23	Green Bay	63,779
10/14	W	34-31	@ Chicago	62,174
10/21	L	14-24	@ Dallas	63,432
10/28	L	16-23	Philadelphia	63,019
11/4	W	35-17	San Diego	63,043
11/11	L	0-34	@ Green Bay	70,945
11/18	W	29-22	Oakland	62,960
11/25	W	41-17	@ N.Y. Giants	78,591
12/2	W	42-10	Detroit	62,996
12/9	W	27-7	@ San Francisco	68,050
12/17	W	20-13	Chicago	63,800
12/23	L	21-32	Washington	63,634
12/30	L	19-22 OT	@ Denver	76,084

USUAL STARTERS () GAMES STARTED

OFFENSE		DEFENSE	
WR Bobby Wade (12)		DE Kenechi Udeze (15)	
LT Bryant McKinnie (16)		DT Kevin Williams (16)	
LG Steve Hutchinson (16)		DT Pat Williams (16)	
C Matt Brirk (16)		DE Ray Edwards (11)	
RG Anthony Herrera (12)		LB Ben Leber (10)	
RT Ryan Cook (16)		LB E.J. Henderson (16)	
TE Visanthe Shiancoe (15)		LB Chad Greenway (16)	
TE Jim Kleinsasser (10)		CB Antoine Winfield (10)	
WR Robert Ferguson (8)		CB Cedric Griffin (16)	
QB Tarvaris Jackson (12)		SS Darren Sharper (15)	
RB Adrian Peterson (9)		FS Dwight Smith (13)	
FB Tony Richardson (3)			

Total First Downs		Minn.	294	Opp.	305			
Rushing			131		67			
Passing			139		222			
Penalty			24		16			
3rd Down: Made/Att.			69/200		94/234			
3rd Down: Pct			34.5		40.2			
4th Down: Made/Att.			7/13		7/18			
4th Down: Pct.			53.8		38.9			
Possession Avg.			29.22		30.38			
Total Net Yards			5379		5410			
Avg. Per Game			336.2		338.1			
Total Plays			964		1063			
Avg. Per Play			5.6		5.1			
Net Yards Rushing			2634		1185			
Avg. Per Game			164.6		74.1			
Total Rushes			494		479			
Net Yards Passing			2745		4225			
Avg. Per Game			171.6		264.1			
Sacked/Yards Lost			38/193		38/275			
Gross Yards Passing			2938		4500			
Att./Completions			432/249		646/415			
Completion Percentage			57.6		64.2			
Had Intercepted			14		15			
Punts/Average			81/44.7		82/46.1			
Net Punting Avg.			81/37.0		82/40.5			
Penalties/Yards			86/662		110/763			
Fumbles/Ball Lost			27/16		37/16			
Touchdowns			43		32			
Rushing			22		7			
Passing			12		22			
Returns			9		3			
Score by Periods			1	2	3	4	OT	T
VIKINGS	82	107	66	110	110	0	365	
OPPONENTS	63	110	60	72	6	6	311	
Scoring	Ru	Re	Rt	1 pt.	2 pt.	FG	S	T
Longwell	--	--	--	39/40	--	--	--	99
Peterson	12	1	0	--	--	--	--	78
Taylor	7	0	0	--	--	--	--	42
Rice	0	4	0	--	--	--	--	24
Jackson	3	0	0	--	2	--	--	22
Wade	0	3	0	--	--	--	--	18
K. Williams	0	0	2	--	--	--	--	12
Allison	0	0	1	--	--	--	--	6
Edwards	0	0	1	--	--	--	--	6
Ferguson	0	1	0	--	--	--	--	6
Greenway	0	0	1	--	--	--	--	6
Griffin	0	0	1	--	--	--	--	6
Kleinsasser	0	1	0	--	--	--	--	6
Sharper	0	0	1	--	--	--	--	6
Shiancoe	0	1	0	--	--	--	--	6
Smith	0	0	1	--	--	--	--	6
Williamson	0	1	0	--	--	--	--	6
Winfield	0	0	1	--	--	--	--	6
Bollinger	0	0	0	--	1	--	--	2
VIKINGS	22	12	9	39/40	3/3	20/24	1	365
OPPONENTS	7	22	3	31/31	0/1	28/32	2	311
Field Goals	1-19	20-29	30-39	40-49	50+			
Longwell	0/0	3/3	6/6	10/11	1/4			
VIKINGS	0/0	3/3	6/6	10/11	1/4			
OPPONENTS	0/0	7/7	10/10	10/12	1/3			
Longwell: (49G, (32G, 52N), (22), (44G, 35G, 48G), (48G, 55G), (48N), (39G, 32G, 48G), (57N), (1), (30G, 38G), (46G, 26G), (1), (48G, 46G), (42G, 48G), (53N), (22G))								
Opponents: (44N, 45G), (30G, 48N, 37G), (39G, 49G), (28G, 44G, 33G), (32G), (50N, 45G), (20G, 59N, 27G, 25G), (36G), (39G, 24G), (42G, 30G, 42G, 49G, 52G), (48G), (37G), (29G, 47G), (26G), (43G, 30G)								

Rushing	Atl.	Yds.	Avg.	Long	TD		
Peterson	238	1341	5.6	731	12		
Taylor	157	844	5.4	841	7		
Jackson	54	260	4.8	32	3		
Moore	20	113	5.7	17	0		
Williamson	2	29	14.5	26	0		
Bollinger	5	18	3.6	10	0		
Tahi	6	15	2.5	6	0		
Richardson	7	13	1.9	4	0		
Dugan	2	7	3.5	4	0		
Allison	2	3	1.5	3	0		
Wade	1	-9	-9.0	-9	0		
VIKINGS	494	2634	5.3	841	22		
OPPONENTS	379	1185	3.1	301	7		
Receiving	No.	Yds.	Avg.	Long	TD		
Wade	54	647	12.0	40	3		
Ferguson	32	391	12.2	71	1		
Rice	31	396	12.8	601	4		
Taylor	29	281	9.7	50	0		
Shiancoe	27	323	12.0	79	1		
Peterson	19	268	14.1	601	1		
Williamson	18	240	13.3	601	1		
Richardson	11	89	8.1	12	0		
Allison	8	122	15.3	35	0		
Dugan	7	57	8.1	27	0		
Moore	6	48	8.0	20	0		
Kleinsasser	4	43	10.8	26	1		
Mills	2	26	13.0	18	0		
Tahi	1	7	7.0	7	0		
VIKINGS	249	2938	11.8	79	12		
OPPONENTS	415	4500	10.8	811	22		
Punt Returns	No.	FC	Yds	Avg	Long	TD	
Wade	16	11	112	7.0	17	0	
Moore	13	8	130	10.0	42	0	
VIKINGS	29	19	242	8.3	42	0	
OPPONENTS	43	6	440	10.2	891	1	
Kickoff Returns	No.	Yds	Avg	Long	TD		
Allison	20	574	28.7	1041	1		
Williamson	17	387	22.8	56	0		
Peterson	16	412	25.8	53	0		
Gordon	2	48	24.0	27	0		
Dugan	1	18	18.0	18	0		
Grigsby	1	2	2.0	2	0		
Moore	1	20	20.0	20	0		
Shiancoe	1	0	0.0	0	0		
VIKINGS	59	1461	24.8	1041	1		
OPPONENTS	65	1441	22.2	55	0		
Punting	No.	Yds	Avg	Net	TB	LG	BK
Kluwe	81	3621	44.7	37.0	9	34	70
VIKINGS	81	3621	44.7	37.0	9	34	70
OPPONENTS	82	3780	46.1	40.5	11	33	69

Defensive Leaders:
Tackles - Henderson (155), Greenway (130), Leber (88), Griffin (81), Sharper (80).
Sacks - Edwards (5.0), Leber (5.0), Udeze (5.0), Henderson (4.5), Robison (4.5), S. Johnson (3.0), K. Williams (3.0), P. Williams (2.0), TEAM (2.0), Evans (1.0), Grigsby (1.0), James (1.0), Mitchell (1.0).
Interceptions, TDs - Smith (4.1), Sharper (4.1), K. Williams (2.2), Greenway (2.1), Winfield (1.1), Gordon (1), Leber (1).

Passing	Att.	Cmp.	Yards	Pct	Yd./Att.	TD	TD%	Int.	Int%	Lg	Sack/Lost	Rating
Jackson	294	171	1911	58.2	6.5	9	3.1	12	4.1	71	19/70	70.8
Holcomb	83	42	515	50.6	6.2	2	2.4	1	1.2	40	12/87	73.1
Bollinger	50	33	391	66.0	7.8	1	2.0	1	2.0	50	7/36	88.0
Rice	2	2	94	100.0	47.0	0	0.0	0	0.0	79	0/0	118.8
Kluwe	1	1	27	100.0	27.0	0	0.0	0	0.0	27	0/0	118.8
Moore	1	0	0	0.0	0.0	0	0.0	0	0.0	0	0/0	39.6
Taylor	1	0	0	0.0	0.0	0	0.0	0	0.0	0	0/0	39.6
VIKINGS	432	249	2938	57.6	6.8	12	2.8	14	3.2	79	38/193	74.2
OPPONENTS	646	415	4500	64.2	7.0	22	3.4	15	2.3	811	38/275	86.3

everything purple.

SPECIAL EVENTS
DAILY VIKINGS NEWS
TAILGATING CONTESTS
HISTORY SCHEDULE
DEPTH CHART
CHEERLEADERS
VIDEO FEATURES
INJURY REPORT MASCOT
TEAM MERCHANDISE
COMMUNITY APPEARANCES
ROSTER

vikings
.com

everything purple.



EXTRA POINTS

SUPER BOWL RESULTS

SUPER BOWL	DATE	RESULT	SITE	MVP
I	1/15/67	Green Bay 35, Kansas City 10	Los Angeles	QB Bart Starr, Green Bay
II	1/14/68	Green Bay 33, Oakland 14	Miami	QB Bart Starr, Green Bay
III	1/12/69	NY Jets 16, Baltimore 7	Miami	QB Joe Namath, NY Jets
IV	1/11/70	Kansas City 23, Minnesota 7	New Orleans	QB Len Dawson, Kansas City
V	1/17/71	Baltimore 16, Dallas 13	Miami	LB Chuck Howley, Dallas
VI	1/16/72	Dallas 24, Miami 3	New Orleans	QB Roger Staubach, Dallas
VII	1/14/73	Miami 14, Washington 7	Los Angeles	S Jake Scott, Miami
VIII	1/13/74	Miami 24, Minnesota 7	Houston	RB Larry Csonka, Miami
IX	1/12/75	Pittsburgh 16, Minnesota 6	New Orleans	RB Franco Harris, Pittsburgh
X	1/18/76	Pittsburgh 21, Dallas 17	Miami	WR Lynn Swann, Pittsburgh
XI	1/9/77	Oakland 32, Minnesota 14	Pasadena	WR Fred Biletnikoff, Oakland
XII	1/15/78	Dallas 27, Denver 10	New Orleans	DT Randy White/DE Harvey Martin, Dallas
XIII	1/21/79	Pittsburgh 35, Dallas 31	Miami	QB Terry Bradshaw, Pittsburgh
XIV	1/20/80	Pittsburgh 31, Los Angeles 19	Pasadena	QB Terry Bradshaw, Pittsburgh
XV	1/25/81	Oakland 27, Philadelphia 10	New Orleans	QB Jim Plunkett, Oakland
XVI	1/24/82	San Francisco 26, Cincinnati 21	Pontiac	QB Joe Montana, San Francisco
XVII	1/30/83	Washington 27, Miami 17	Pasadena	RB John Riggins, Washington
XVIII	1/22/84	LA Raiders 38, Washington 9	Tampa	RB Marcus Allen, LA Raiders
XIX	1/20/85	San Francisco 38, Miami 16	Stanford	QB Joe Montana, San Francisco
XX	1/26/86	Chicago 46, New England 10	New Orleans	DE Richard Dent, Chicago
XXI	1/25/87	NY Giants 39, Denver 20	Pasadena	QB Phil Simms, NY Giants
XXII	1/31/88	Washington 42, Denver 10	San Diego	QB Doug Williams, Washington
XXIII	1/22/89	San Francisco 20, Cincinnati 16	Miami	WR Jerry Rice, San Francisco
XXIV	1/28/90	San Francisco 55, Denver 10	New Orleans	QB Joe Montana, San Francisco
XXV	1/27/91	NY Giants 20, Buffalo 19	Tampa	RB Ottis Anderson, NY Giants
XXVI	1/26/92	Washington 37, Buffalo 24	Minneapolis	QB Mark Rypien, Washington
XXVII	1/31/93	Dallas 52, Buffalo 17	Pasadena	QB Troy Aikman, Dallas
XXVIII	1/30/94	Dallas 30, Buffalo 13	Atlanta	RB Emmitt Smith, Dallas
XXIX	1/29/95	San Francisco 49, San Diego 26	Miami	QB Steve Young, San Francisco
XXX	1/28/96	Dallas 27, Pittsburgh 17	Tempe	CB Larry Brown, Dallas
XXXI	1/26/97	Green Bay 35, New England 21	New Orleans	KR/PR Desmond Howard, Green Bay
XXXII	1/25/98	Denver 31, Green Bay 24	San Diego	RB Terrell Davis, Denver
XXXIII	1/31/99	Denver 34, Atlanta 19	Miami	QB John Elway, Denver
XXXIV	1/30/00	St. Louis 23, Tennessee 16	Atlanta	QB Kurt Warner, St. Louis
XXXV	1/28/01	Baltimore 34, NY Giants 7	Tampa	LB Ray Lewis, Baltimore
XXXVI	2/3/02	New England 20, St. Louis 17	New Orleans	QB Tom Brady, New England
XXXVII	1/26/03	Tampa Bay 48, Oakland 21	San Diego	S Dexter Jackson, Tampa Bay
XXXVIII	2/1/04	New England 32, Carolina 29	Houston	QB Tom Brady, New England
XXXIX	2/6/05	New England 24, Philadelphia 21	Jacksonville	WR Deion Branch, New England
XL	2/4/06	Pittsburgh 21, Seattle 10	Detroit	WR Hines Ward, Pittsburgh
XLI	2/4/07	Indianapolis 29, Chicago 17	South Florida	QB Peyton Manning, Indianapolis
XLII	2/4/08	NY Giants 17, New England 14	Scottsdale	QB Eli Manning, NY Giants



TAMPA BAY 02.01.09

HOMES OF THE VIKINGS



The Vikings played their home games for 21 seasons (1961-81) at Metropolitan Stadium. The team has played its games for the last 26 seasons (1982-2007) at the Hubert H. Humphrey Metrodome. Funded initially through the sale of 30-year bonds, the Metrodome's debt was retired 14 years ahead of schedule.

The Vikings have called two stadiums "home" in their 48-year history. Metropolitan Stadium in Bloomington, Minnesota, and the Hubert H. Humphrey Metrodome in Minneapolis, Minnesota. On September 10, 1961, the Vikings played their first-ever home game, a 21-17 preseason loss to the LA Rams at Metropolitan Stadium. Over 21 seasons the Vikings compiled a 97-59-4 record, including playoffs, at Met Stadium and possessed one of the most dominant home field advantages in professional football. December 20, 1981, marked the last game ever played at the Met, a 10-6 loss to the Kansas City Chiefs. Capacity of the Met was 48,446 in the stadium's final year.

The Vikings moved indoors in 1982 to the Metrodome in downtown Minneapolis. Seating capacity for the Metrodome is 64,121. It also features two Sony Jumbotron replay screens, 115 private suites owned and operated by the Vikings. In 25 seasons at the Metrodome the Vikings have a 137-76 record, which includes a 6-4 mark in NFL playoff action. The 2008 season marks the Vikings' 27th campaign playing their home games in the Metrodome, 6 seasons longer than the Vikings played at Metropolitan Stadium. Construction of the Metrodome was financed through a successful partnership of public and private interests. Funded initially through the sale of 30-year bonds, the facility's debt was retired 14 years ahead of schedule. The Minnesota Vikings were largely responsible for the tenant-generated portion of the funding that retired that debt. The Metrodome has been host to many marquee sporting events, including Super Bowl XXVI, the 1987 and 1991 World Series, the 1985 Major League Baseball All-Star Game, the 1992 NCAA Final Four basketball tournament and the 1998 NFC Championship Game. The Metrodome hosted an NCAA Men's Basketball Regional in 2000, 2003, and 2005 and the 2001 NCAA Men's Final Four.

Metropolitan Stadium

First Vikings Regular Season Game: vs. Chicago (9/17/61), 37-13 Vikings win
Total Vikings Home Record at Met Stadium: 97-59-4 (.606), 160 games (regular season/playoffs)

Hubert H. Humphrey Metrodome

First Vikings Regular Season Game: vs. Tampa Bay (9/12/82), 17-10 Vikings win
Total Vikings Home Record at Metrodome: 137-76-0 (.643), 213 games (regular season/playoffs)



2008 ALLTEL VIKINGS TRAINING CAMP

In 2008 the Minnesota Vikings will call Mankato their summer home for the Alltel Vikings Training Camp for the 43rd straight season. Over 50,000 fans attended the 2007 Alltel Vikings Training Camp to observe daily practices and take part in all the fun and fanfare in the Vikings Village.

Players report for camp in late July on the campus of Minnesota State University, Mankato.

The team typically practices twice daily and the Northland Ford Autograph Zone will return in 2008 where fans can get their favorite player's autographs following selected practices. On the afternoon of opening day, July 25, the Vikings will hold a team introduction in Blakeslee Stadium. The NFL Pepsi Punt, Pass and Kick program, for kids ages 8-15, will be held Friday, August 1. A youth football clinic and a cheerleading clinic conducted by the Minnesota Vikings Cheerleaders are also being planned. Night practices will be held from 7-9 p.m. on Saturday, July 26 and Saturday, August 2. Alltel Vikings Training Camp will conclude on Thursday, August 14 with Fan Appreciation Day including a full-team autograph session following the morning practice.

For a full schedule of practice dates and times, event listings and more information, visit www.vikings.com.

Training Camp Facts

Location: Mankato is located 90 miles south of the Twin Cities off of Highway 169.

Headquarters: Alltel Vikings Training Camp headquarters is at Gage Hall on the campus of Minnesota State University, Mankato.

Media: All media should report to the Alltel Vikings Training Camp media headquarters in Pennington Hall on the campus of MSU, Mankato. Credentials and parking information will be distributed at Pennington Hall.



Minnesota State University, Mankato's Blakeslee Stadium has played host to Vikings training camps since 1966.

2008 VIKINGS PRESEASON TELEVISION



Ari Wolfe



Mike Mayock

The 2008 Vikings Preseason TV broadcasts return veteran voices Ari Wolfe and Mike Mayock to the booth for the 2nd season. The crew will bring Vikings fans 3 games in the preseason- August 8 vs. Seattle, August 16 at Baltimore and August 28 at Dallas. The excitement and competition of preseason football will come to life as players fight for a roster spot with the Vikings and chase their dreams of playing in the NFL.

Wolfe joined the Vikings in 2007 after establishing himself as a fast-rising and versatile broadcasting voice in professional and college sports. Wolfe works as the football and basketball voice of the University of Louisville Cardinals and handles the coaches shows. In 2005 Wolfe's work was recognized with an Emmy Award for Outstanding Achievement in Play-by-Play for his work with Louisville.

Wolfe has over a decade of experience in pro sports as a play-by-play man in the Arena Football League and is the voice of the Philadelphia Soul. He has been a sideline reporter for the AFL championship game, the ArenaBowl. Wolfe has served as a sideline reporter for NFL football, called NFL Europa games on Fox and NFL Network and in 2005 handled preseason TV for the Philadelphia Eagles. Wolfe is a native of Madison, WI and earned his bachelor's degree at Emory University. He went on to finish a master's degree at Southern California where he handled play-by-play and color for USC football, basketball and baseball as a student at KSCR radio in Los Angeles.

Mayock brings the unique perspective of a former NFL player and seasoned broadcaster to the Vikings booth again in 2008. Mayock is a fixture on NFL Network and has established himself as an expert voice on the NFL Draft. Mayock has climbed the ranks in the broadcasting business starting in the early 1990s at ESPN covering college and Canadian Football League action. He moved to CBS to work on college football and basketball coverage for the network from 1996-99. Mayock called college football games on Fox Sports Net in 2000 and moved to ABC Sports as a college football analyst in 2001.

Mayock brings the knowledge of the game and perspective from the field he gained as an NFL DB with the NY Giants from 1982-83 and a standout at Boston College where he was inducted to the Eagles Hall of Fame. As a Giant, Mayock played under the legendary Bill Parcells in his 1st season with the club in '83. Mayock entered the NFL as a 10th-round draft pick by the Pittsburgh Steelers and head coach Chuck Noll in 1981. Mayock's father, Mike, was a 1955 draft pick of the Steelers as an end out of Villanova.

VIKINGS

MINNESOTA VIKINGS RADIO NETWORK

VOICES OF THE VIKINGS

Entering his 7th season in 2008 as the Vikings radio play-by-play voice is KFAN-AM radio mid-day personality Paul Allen. Joining Allen as the color commentator is former Vikings LB and coach Pete Bercich.

Allen served as the Vikings Internet web cast play-by-play voice during the 2000 season and called one Vikings game during the 2001 season.

Bercich returns for his 2nd season with the broadcasts in 2008 and brings a decade of NFL experience from the field and sideline. A 7th-round draft pick by the Vikings in 1994, Bercich overcame the odds and played for the team from 1995-2000. A standout special teamer, Bercich parlayed his knowledge of the game into a job coaching with the team from 2002-05.

Joining Allen and Bercich from the sidelines and co-hosting the pre-game show will be former Vikings punter Greg Coleman. Coleman punted for the Vikings from 1978-87 and is the team's all-time leader in punts (721), punting yards (29,391), punts inside the 20 (154) and ranks 3rd in career average (40.8 yards per punt).



Pete Bercich, Paul Allen and Greg Coleman



KFAN-AM (1130) and KTLK (100.3 FM) serve as the flagship stations for the Minnesota Vikings Radio Network, which includes outlets in six states.

MINNESOTA

MARKET	STATION	FREQUENCY
Twin Cities	KFAN-AM	1130
Twin Cities	KOOL-FM	107.9
Aitkin	KKIN-FM	94.3
Alexandria	KIKV-FM	100.7
Bemidji	KBUN-AM	1450
Bemidji	KBHP-FM	101.1
Benson	KSCR-FM	93.5
Blue Earth	KBEW-FM	98.1
Brainerd	KBLB-FM	93.3
Crookston	KROX-AM	1260
Dassel	KARP-FM	106.9
Detroit Lakes	KDLM-AM	1340
Detroit Lakes	KBOT-FM	104.1
Duluth	WEBC-AM	560
Ely	WELY-FM	94.5
Ely	WELY-AM	1450
Fergus Falls	KBRF-AM	1250
Grand Rapids	KMFY-FM	96.9
Hibbing	WMNT-AM	650
Hutchinson	KARP-FM	106.9
International Falls	KSDM-FM	104.1
Jackson	KRAQ-FM	105.7
Mankato	KHRS-FM	105.9
Mankato	KXLP-FM	94.1
Mankato	KYSM-AM	1230
Marshall	KARL-FM	105.1
Morris	KKOK-FM	95.7
New Ulm	KNUJ-FM	107.3
Park Rapids	KPRM-AM	870
Pine City	WCMP-FM	100.9
Rochester	KRCH-FM	101.7
Rochester	KWEB-AM	1270
Roseau	KCAJ-FM	102.1
St. Cloud	WJON-AM	1240
Spring Grove	KQYB-FM	98.3
Staples	KSKK-FM	94.7
Thief River Falls	KTRF-AM	1230
Wadena	KSKK-FM	94.7
Walker	KQKK-FM	101.9
Waseca	KOWZ-AM	1170
Winona	KWNO-AM	1230

IOWA

Ames	KASI-AM	1430
Cedar Rapids	KMJM-AM	1360
Mason City	KGLO-AM	1300
Sioux City	KMNS-AM	620
Spencer	KICD-AM	1240

MONTANA

Miles City	KKRY-FM	92.5
------------	---------	------

NORTH DAKOTA

Bismarck	KXMR-AM	710
Carrington	KDAK-AM	1600
Devils Lake	KDLR-AM	1240
Dickinson	KLTC-AM	1460
Fargo	KFGO-AM	790
Grand Forks	KKXL-AM	1440
Jamestown	KQDJ-AM	1400
Minot	KRRZ-AM	1390
Oakes	KDDR-AM	1220
Valley City	KDUC-AM	1490
Williston	KEYZ-AM	660

SOUTH DAKOTA

Aberdeen	KSDN-AM	930
Milbank	KMSD-AM	1510
Mobridge	KMLO-FM	100.7
Pierre	KPLO-FM	94.5
Sioux Falls	KWSN-AM	1230
Sisseton	KBWS-FM	102.9
Watertown	KWAT-AM	950
Yankton	KVTK-AM	1570

WISCONSIN

Balsam Lake/Amery	WLMX-FM	104.9
Eau Claire/Menomonie	WMEQ-AM	880
Hawaryd	WHSM-FA	101.0
LaCrosse	KYQB-FM	98.3
Rice Lake	WKFX-FM	99.1

WINTER PARK - VIKINGS HEADQUARTERS

Dedicated in 1981, the Vikings Winter Park headquarters and training facility at 9520 Viking Drive in Eden Prairie, MN, have evolved with the times and the face of professional football. Named for former Vikings owner Max Winter, the Winter Park facility sits at the intersection of Highways 494 and 169 on Viking Drive in Eden Prairie.

Housed in the facility are the teams executive offices, coaches offices and all elements of the team's football operation including the Vikings locker room, practice fields, weight rooms, meeting rooms, athletic training facilities and cafeteria. The 3,000 square foot Vikings strength training facility features state of the art weight lifting and cardiovascular machines. The outdoor facilities include two 100-yard natural grass practice fields. The facility features a 100-yard indoor practice field that stands 90 feet tall at its apex. Built with the dual role of housing the NFC Champion Washington Redskins during Super Bowl XXV week preparations, the fieldhouse is regularly used by the team for practices and has been useful for community events and charitable endeavors. During the 2006 offseason the Winter Park locker room, equipment room and athletic training areas underwent a complete renovation and upgrade, providing Vikings players with an updated and state of the art facility to call home.

The Vikings sales and marketing departments are located directly across the street from Winter Park at Olympic Place, 7825 Washington Avenue, Suite 700, Bloomington, MN and can be contacted at 952-918-8500. The Vikings ticket office is at the Metrodome, 500 11th Avenue South, Minneapolis, MN, and can be contacted at 612-338-4537.



MINNESOTA VIKINGS SPECIAL EVENTS

The Vikings offer unique opportunities throughout the year to get up close and personal with their football heroes through team-sponsored special events. Among the most anticipated each year are the annual draft party and Taste of the NFL. Both events give fans a chance to meet and mingle with current and former Vikings greats and support worthy causes. Check Vikings.com for information on special events.



ED BLOCK COURAGE AWARD

Since 1984 the Ed Block Courage Awards annually honors one player from every NFL team who exemplifies commitment to the principles of sportsmanship and courage. Recipients are selected by a vote of their teammates to recognize both on and off the field extra efforts and their ability to overcome great adversity, whether it be personal or professional.

The Ed Block Courage Award has become one of the most prestigious awards a player can receive because no other national football award is chosen solely by a vote of his peers. Winners travel to Baltimore every March to receive their trophy at a gala in their honor, but the experience does not end there. During their stay, the recipients spend time at the local Courage House at St. Vincent's Center, a facility specializing in working with abused children. This visit, and the time spent with the children, allows each recipient to fully comprehend the true meaning of the award.

Past Vikings Ed Block Courage Award Honorees

Chad Greenway2007	John Randle1995
Matt Birk2006	Cris Carter1994
Koren Robinson2005	Henry Thomas1993
Corey Chavous2004	Darrin Nelson1992
Eric Kelly2003	Terry Allen1991
Lewis Kelly2002	Gary Zimmerman1990
Daunte Culpepper2001	Jim Gustafson1989
Gary Anderson2000	Leo Lewis1988
Robert Griffith1999	Scott Studwell1987
Randall Cunningham1998	Walker Lee Ashley1986
Robert Smith1997	Keith Nord1985
Scottie Graham1996	Steve Riley1984



Chad Greenway



Robert Smith



Lewis Kelly

HOW THE VIKINGS GOT THEIR NAME

From the 1961 Minnesota Vikings Radio, TV and Press Guide—

When Bert Rose was selected as General Manager, one of the first steps he took was to recommend to the Board of Directors that the club be nicknamed the "Vikings."

A nickname should serve a dual purpose, he said. First, it should represent an aggressive person or animal imbued with the will to win. Secondly, if possible, it is desirable to have it connote the region that the particular team represents.

The "Vikings" scores well on both points. Certainly, the Nordic Vikings were a fearless race. Following many years of victories in the British Isles and France, under Erik the Red, they sailed in open boats across the North Atlantic seeking new peoples to conquer. Their entire history is punctuated with the aggressive desire and will to win.

While Minnesota is populated by the descendants of settlers from many nations, the area has a rich Nordic lore, perhaps due to the mythology of Paul Bunyan and his Blue Ox, perhaps due to the preponderance of the "sons" and "sens" in the phone book. The Vikings, too, were Nordics; hence the name represents in a large part the solid stock of people who call Minnesota their home.



VIKINGS

2008 NATIONAL FOOTBALL LEAGUE SCHEDULE

ALL TIMES CENTRAL

PRESEASON

SUNDAY, AUGUST 3

HALL OF FAME GAME (CANTON, OH)
Indianapolis vs. Washington 7:00

PRESEASON WEEK 1

THURSDAY, AUGUST 7

NY Giants at Detroit 6:00
NY Jets at Cleveland 6:30
Baltimore at New England 6:30
Kansas City at Chicago 7:00
New Orleans at Arizona 7:00

FRIDAY, AUGUST 8

Seattle at Minnesota 7:00
San Francisco at Oakland 6:00
Philadelphia at Pittsburgh 6:30

SATURDAY, AUGUST 9

Buffalo at Washington 6:00
Indianapolis at Carolina 6:30
Tampa Bay at Miami 6:30
Atlanta at Jacksonville 6:30
Denver at Houston 7:00
St. Louis at Tennessee 7:00
Dallas at San Diego 9:00

MONDAY, AUGUST 11

Cincinnati at Green Bay 7:00

PRESEASON WEEK 2

THURSDAY, AUGUST 14

Pittsburgh vs. Buffalo (Toronto) 6:30
Carolina at Philadelphia 7:00

FRIDAY, AUGUST 15

Oakland at Tennessee 7:00

SATURDAY, AUGUST 16

Minnesota at Baltimore 6:30
Washington at NY Jets 6:00
Indianapolis at Atlanta 6:30
Miami at Jacksonville 6:30
Arizona at Kansas City 7:00
Houston at New Orleans 7:00
San Diego at St. Louis 7:00
Dallas at Denver 8:00
Chicago at Seattle 8:00
Green Bay at San Francisco 8:00

SUNDAY, AUGUST 17

Detroit at Cincinnati 6:35

New England at Tampa Bay 7:00

MONDAY, AUGUST 18

Cleveland at NY Giants 7:00

PRESEASON WEEK 3

THURSDAY, AUGUST 21

San Francisco at Chicago 7:00

FRIDAY, AUGUST 22

Tennessee at Atlanta 6:30

Philadelphia at New England 6:30

Houston at Dallas 7:00

Green Bay at Denver 8:00

SATURDAY, AUGUST 23

Pittsburgh at Minnesota 8:00

Cleveland at Detroit 3:00

NY Giants at NY Jets 6:00

Washington at Carolina 6:30

Kansas City at Miami 6:30

Jacksonville at Tampa Bay 6:30

New Orleans at Cincinnati 6:35

Baltimore at St. Louis 7:00

Arizona at Oakland 8:00

SUNDAY, AUGUST 24

Buffalo at Indianapolis 7:00

MONDAY, AUGUST 25

Seattle at San Diego 7:00

PRESEASON WEEK 4

THURSDAY, AUGUST 28

Minnesota at Dallas 7:00

Detroit at Buffalo 5:30

NY Jets at Philadelphia 5:30

Jacksonville at Washington 6:00

Cincinnati at Indianapolis 6:00

New England at NY Giants 6:00

Atlanta at Baltimore 6:30

Chicago at Cleveland 6:30

Carolina at Pittsburgh 6:30

Tampa Bay at Houston 7:00

Miami at New Orleans 7:00

St. Louis at Kansas City 7:00

Tennessee at Green Bay 7:00

FRIDAY, AUGUST 29

San Diego at San Francisco 9:00

Denver at Arizona 9:00

Oakland at Seattle 9:00

REGULAR SEASON

(KICKOFF WEEKEND)

THURSDAY, SEPTEMBER 4

Washington at NY Giants 6:00

SUNDAY, SEPTEMBER 7

Detroit at Atlanta Noon

Cincinnati at Baltimore Noon

Seattle at Buffalo Noon

NY Jets at Miami Noon

Kansas City at New England Noon

Tampa Bay at New Orleans Noon

St. Louis at Philadelphia Noon

Houston at Pittsburgh Noon

Jacksonville at Tennessee Noon

Dallas at Cleveland 3:15

Carolina at San Diego 3:15

Arizona at San Francisco 3:15

Chicago at Indianapolis 7:15

MONDAY, SEPTEMBER 8

Minnesota at Green Bay 6:00

Denver at Oakland 9:15

SUNDAY, SEPTEMBER 14

(2ND WEEKEND)

Indianapolis at Minnesota Noon

Chicago at Carolina Noon

Tennessee at Cincinnati Noon

Green Bay at Detroit Noon

Buffalo at Jacksonville Noon

Oakland at Kansas City Noon

NY Giants at St. Louis Noon

New Orleans at Washington Noon

San Francisco at Seattle 3:05

Atlanta at Tampa Bay 3:05

Miami at Arizona 3:15

San Diego at Denver 3:15

Baltimore at Houston 3:15

New England at NY Jets 3:15

Pittsburgh at Cleveland 7:15

MONDAY, SEPTEMBER 15

Philadelphia at Dallas 7:30

SUNDAY, SEPTEMBER 21

(3RD WEEKEND)

Carolina at Minnesota Noon

Kansas City at Atlanta Noon

Oakland at Buffalo Noon

Tampa Bay at Chicago Noon

Miami at New England Noon

Cincinnati at NY Giants Noon

Houston at Tennessee Noon

Arizona at Washington Noon

New Orleans at Denver 3:05

Detroit at San Francisco 3:05

St. Louis at Seattle 3:05

Cleveland at Baltimore 3:15

Jacksonville at Indianapolis 3:15

Pittsburgh at Philadelphia 3:15

Dallas at Green Bay 7:15

MONDAY, SEPTEMBER 22

NY Jets at San Diego 7:30

SUNDAY, SEPTEMBER 28

(4TH WEEKEND)

(OPEN DATES: Detroit, Indianapolis, Miami, New England, NY Giants, Seattle)

Minnesota at Tennessee Noon

Atlanta at Carolina Noon

Cleveland at Cincinnati Noon

Houston at Jacksonville Noon

Denver at Kansas City Noon

San Francisco at New Orleans Noon

Arizona at NY Jets Noon

Green Bay at Tampa Bay Noon

San Diego at Oakland 3:05

Buffalo at St. Louis 3:05

Washington at Dallas 3:15

Philadelphia at Chicago 7:15

MONDAY, SEPTEMBER 29

Baltimore at Pittsburgh 7:30

SUNDAY, OCTOBER 5

(5TH WEEKEND)

(OPEN DATES: Cleveland, NY Jets, St. Louis, Oakland)

Tennessee at Baltimore Noon

Kansas City at Carolina Noon

Chicago at Detroit Noon

Atlanta at Green Bay Noon

Indianapolis at Houston Noon

San Diego at Miami Noon

Seattle at NY Giants Noon

Washington at Philadelphia Noon

Tampa Bay at Denver 3:05

Buffalo at Arizona 3:15

Cincinnati at Dallas 3:15

New England at San Francisco 3:15

Pittsburgh at Jacksonville 7:15

MONDAY, OCTOBER 6

Minnesota at New Orleans 7:30

SUNDAY, OCTOBER 12

(6TH WEEKEND)

(OPEN DATES: Buffalo, Kansas City, Pittsburgh, Tennessee)

Detroit at Minnesota Noon

Chicago at Atlanta Noon

Miami at Houston Noon

Baltimore at Indianapolis Noon

Oakland at New Orleans Noon

Cincinnati at NY Jets Noon

Carolina at Tampa Bay Noon

St. Louis at Washington Noon

Jacksonville at Denver 3:05

Dallas at Arizona 3:15

Philadelphia at San Francisco 3:15

Green Bay at Seattle 3:15

New England at San Diego 7:15

MONDAY, OCTOBER 13

NY Giants at Cleveland 7:30

SUNDAY, OCTOBER 19

(7TH WEEKEND)

(OPEN DATES: Arizona, Atlanta, Jacksonville, Philadelphia)

Minnesota at Chicago Noon

San Diego at Buffalo Noon

New Orleans at Carolina Noon

Pittsburgh at Cincinnati Noon

Tennessee at Kansas City Noon

Baltimore at Miami Noon

San Francisco at N.Y. Giants Noon

Dallas at St. Louis Noon

Detroit at Houston 3:05

Indianapolis at Green Bay 3:15

NY Jets at Oakland 3:15

Cleveland at Washington 3:15

Seattle at Tampa Bay 7:15
MONDAY, OCTOBER 20
Denver at New England 7:30

SUNDAY, OCTOBER 26
(8TH WEEKEND)
(OPEN DATES: Chicago, Cincinnati, Denver, Green Bay, Houston, Minnesota)
Oakland at Baltimore Noon
Arizona at Carolina Noon
Tampa Bay at Dallas Noon
Washington at Detroit Noon
Buffalo at Miami Noon
St. Louis at New England Noon
San Diego at New Orleans (London) Noon
Kansas City at NY Jets Noon
Atlanta at Philadelphia Noon
Cleveland at Jacksonville 3:05
NY Giants at Pittsburgh 3:15
Seattle at San Francisco 3:15
MONDAY, OCTOBER 27
Indianapolis at Tennessee 7:30

SUNDAY, NOVEMBER 2
(9TH WEEKEND)
(OPEN DATES: Carolina, New Orleans, San Diego, San Francisco)
Houston at Minnesota Noon
NY Jets at Buffalo Noon
Detroit at Chicago Noon
Jacksonville at Cincinnati Noon
Baltimore at Cleveland Noon
Tampa Bay at Kansas City Noon
Arizona at St. Louis Noon
Green Bay at Tennessee Noon
Miami at Denver 3:05
Dallas at NY Giants 3:15
Atlanta at Oakland 3:15
Philadelphia at Seattle 3:15
New England at Indianapolis 7:15
MONDAY, NOVEMBER 3
Pittsburgh at Washington 7:30

THURSDAY, NOVEMBER 6
(10TH WEEKEND)
(OPEN DATES: Baltimore, Dallas, Tampa Bay, Washington)
Denver at Cleveland 7:15
SUNDAY, NOVEMBER 9
Green Bay at Minnesota Noon
New Orleans at Atlanta Noon
Tennessee at Chicago Noon
Jacksonville at Detroit Noon
Cincinnati at Houston Noon
Seattle at Miami Noon
Buffalo at New England Noon
St. Louis at NY Jets Noon
Carolina at Oakland 3:05
Indianapolis at Pittsburgh 3:15
Kansas City at San Diego 3:15
NY Giants at Philadelphia 7:15
MONDAY, NOVEMBER 10
San Francisco at Arizona 7:30

THURSDAY, NOVEMBER 13
(11TH WEEKEND)
NY Jets at New England 7:15
SUNDAY, NOVEMBER 16
(*Note: Sunday night game subject to change)
Minnesota at Tampa Bay Noon
Denver at Atlanta Noon
Detroit at Carolina Noon
Philadelphia at Cincinnati Noon
Chicago at Green Bay Noon
Houston at Indianapolis Noon

Tennessee at Jacksonville Noon
New Orleans at Kansas City Noon
Oakland at Miami Noon
Baltimore at NY Giants Noon
St. Louis at San Francisco 3:05
Arizona at Seattle 3:05
San Diego at Pittsburgh 3:15
Dallas at Washington * 7:15
MONDAY, NOVEMBER 17
Cleveland at Buffalo 7:30

THURSDAY, NOVEMBER 20
(12TH WEEKEND)
Cincinnati at Pittsburgh 7:15
SUNDAY, NOVEMBER 23
(*Note: Sunday night game subject to change)
Minnesota at Jacksonville Noon
Carolina at Atlanta Noon
Philadelphia at Baltimore Noon
Houston at Cleveland Noon
San Francisco at Dallas Noon
Tampa Bay at Detroit Noon
Buffalo at Kansas City Noon
New England at Miami Noon
Chicago at St. Louis Noon
NY Jets at Tennessee Noon
Oakland at Denver 3:05
NY Giants at Arizona 3:15
Washington at Seattle 3:15
Indianapolis at San Diego * 7:15
MONDAY, NOVEMBER 24
Green Bay at New Orleans 7:30

THURSDAY, NOVEMBER 27
(13TH WEEKEND)
Tennessee at Detroit 11:30
Seattle at Dallas 3:15
Arizona at Philadelphia 7:15
SUNDAY, NOVEMBER 30
(*Note: Sunday night game subject to change)
San Francisco at Buffalo Noon
Baltimore at Cincinnati Noon
Indianapolis at Cleveland Noon
Carolina at Green Bay Noon
Denver at NY Jets Noon
Miami at St. Louis Noon
New Orleans at Tampa Bay Noon
NY Giants at Washington Noon
Atlanta at San Diego 3:05
Pittsburgh at New England 3:15
Kansas City at Oakland 3:15
Chicago at Minnesota * 7:15
MONDAY, DECEMBER 1
Jacksonville at Houston 7:30

THURSDAY, DECEMBER 4
(14TH WEEKEND)
Oakland at San Diego 7:15
SUNDAY, DECEMBER 7
(*Note: Sunday night game subject to change)
Minnesota at Detroit Noon
Washington at Baltimore Noon
Jacksonville at Chicago Noon
Houston at Green Bay Noon
Cincinnati at Indianapolis Noon
Atlanta at New Orleans Noon
Philadelphia at N.Y. Giants Noon
Cleveland at Tennessee Noon
Miami at Buffalo (Toronto) 3:05
Kansas City at Denver 3:05
NY Jets at San Francisco 3:05
St. Louis at Arizona 3:15
Dallas at Pittsburgh 3:15
New England at Seattle * 7:15

MONDAY, DECEMBER 8
Tampa Bay at Carolina 7:30
THURSDAY, DECEMBER 11
(15TH WEEKEND)
New Orleans at Chicago 7:15
SUNDAY, DECEMBER 14
(*Note: Sunday night game subject to change)
Minnesota at Arizona 3:05
Tampa Bay at Atlanta Noon
Pittsburgh at Baltimore Noon
Denver at Carolina Noon
Washington at Cincinnati Noon
Tennessee at Houston Noon
Detroit at Indianapolis Noon
Green Bay at Jacksonville Noon
San Diego at Kansas City Noon
San Francisco at Miami Noon
Buffalo at NY Jets Noon
Seattle at St. Louis Noon
New England at Oakland 3:15
NY Giants at Dallas * 7:15
MONDAY, DECEMBER 15
Cleveland at Philadelphia 7:30


THURSDAY, DECEMBER 18
(16TH WEEKEND)
Indianapolis at Jacksonville 7:15
SATURDAY, DECEMBER 20
Baltimore at Dallas 7:15
SUNDAY, DECEMBER 21
(*Note: Sunday night game subject to change)
Atlanta at Minnesota Noon
Cincinnati at Cleveland Noon
New Orleans at Detroit Noon
Miami at Kansas City Noon
Arizona at New England Noon
Carolina at NY Giants Noon
San Francisco at St. Louis Noon
Pittsburgh at Tennessee Noon
Philadelphia at Washington Noon
Buffalo at Denver 3:05
Houston at Oakland 3:05
NY Jets at Seattle 3:05
San Diego at Tampa Bay * 7:15
MONDAY, DECEMBER 22
Green Bay at Chicago 7:30

SUNDAY, DECEMBER 28
(17TH WEEKEND)
(*Note: Sunday night game to be determined)
NY Giants at Minnesota Noon
St. Louis at Atlanta Noon
Jacksonville at Baltimore Noon
New England at Buffalo Noon
Kansas City at Cincinnati Noon
Detroit at Green Bay Noon
Chicago at Houston Noon
Tennessee at Indianapolis Noon
Carolina at New Orleans Noon
Miami at NY Jets Noon
Dallas at Philadelphia Noon
Cleveland at Pittsburgh Noon
Oakland at Tampa Bay Noon
Seattle at Arizona 3:15
Denver at San Diego 3:15
Washington at San Francisco 3:15

NOTES

KICKOFF
EXECUTIVES
COACHES
STAFF
PLAYERS
ROOKIES
2007 SEASON
RECORDS
PLAYOFF RECORDS
HISTORY
EXTRA POINTS





Minnesota Vikings 2008 Schedule

Pre Season

DAY	DATE	OPPONENT	TIME (CT)	TELEVISION	RADIO
Fri.	Aug. 8	SEATTLE SEAHAWKS	7:00	KSTP	KFAN/KTLK
Sat.	Aug. 16	at Baltimore Ravens	6:30	KSTP	KFAN/KTLK
Sat.	Aug. 23	PITTSBURGH STEELERS	7:00	CBS	KFAN/KTLK
Thurs.	Aug. 28	at Dallas Cowboys	7:00	KSTP	KFAN/KTLK

Regular Season

Mon.	Sept. 8	at Green Bay Packers	6:00	ESPN	KFAN/KTLK
Sun.	Sept. 14	INDIANAPOLIS COLTS	Noon	CBS	KFAN/KTLK
Sun.	Sept. 12	CAROLINA PANTHERS	Noon	FOX	KFAN/KTLK
Sun.	Sept. 28	at Tennessee Titans	Noon	FOX	KFAN/KTLK
Mon.	Oct. 6	at New Orleans Saints	7:30	ESPN	KFAN/KTLK
Sun.	Oct. 12	DETROIT LIONS	Noon	FOX	KFAN/KTLK
Sun.	Oct. 19	at Chicago Bears	Noon	FOX	KFAN/KTLK
Sun.	Oct. 26	BYE			
Sun.	Nov. 2	HOUSTON TEXANS	Noon	CBS	KFAN/KTLK
Sun.	Nov. 9	GREEN BAY PACKERS	Noon	FOX	KFAN/KTLK
Sun.	Nov. 16	at Tampa Bay Buccaneers*	Noon	FOX	KFAN/KTLK
Sun.	Nov. 23	at Jacksonville Jaguars*	Noon	FOX	KFAN/KTLK
Sun.	Nov. 30	CHICAGO BEARS*	7:15	NBC	KFAN/KTLK
Sun.	Dec. 7	at Detroit Lions*	Noon	FOX	KFAN/KTLK
Sun.	Dec. 14	at Arizona Cardinals*	3:05	FOX	KFAN/KTLK
Sun.	Dec. 21	ATLANTA FALCONS*	Noon	FOX	KFAN/KTLK
Sun.	Dec. 28	NEW YORK GIANTS*	Noon	FOX	KFAN/KTLK

Wild Card Playoffs January 3-4, 2009

Divisional Playoffs January 10-11, 2009

Conference Championship Games January 18, 2009

Super Bowl XLIII, Raymond James Stadium, Tampa, FL, February 1, 2009

AFC-NFC Pro Bowl, Honolulu, Hawaii February 8, 2009

*Time Subject to Change

KFAN

SPORTS RADIO-AM 1130

THE POWERTRIP 6 - 9AM

PA AND DUBAY 9 - 12PM

THE COMMON MAN 12PM - 2PM

CHAD HARTMAN 2 - 4PM

DAN BARREIRO 4 - 7PM

SLUDGE AND LAKE 7 - 9PM



RADIO HOME OF THE VIKINGS




APPLY NOW

for the Minnesota Vikings Extra Points™ MasterCard® credit card and earn points and rewards!

- Tickets
- Vikings Autographed Merchandise
- VIP Vikings Experiences

NO ANNUAL FEE and a LOW APR†



As a special **FREE** reward, receive a

Bernard Berrian Signed Mini Helmet

After qualifying use(s) of your new account

Call 1-800-545-7899

and mention the priority code FACNUE

For more information and to apply for a Minnesota Vikings Extra Points™ MasterCard® credit card, visit www.VikingsExtraPoints.com.

† For information about rates, fees, other costs and benefits associated with the use of this credit card, or to apply, visit vikingsextrapoints.com or you may contact FIA Card Services, N.A. by calling 1-800-545-7899 or writing to P.O. Box 15020, Wilmington, DE 19850. The National Football League Extra Points Program and its terms are subject to change and/or termination and are void where prohibited by law. This credit card program is issued and administered by FIA Card Services, N.A. MasterCard and the MasterCard Brand Mark are registered trademarks of MasterCard International Incorporated and are used by the issuer pursuant to license. Platinum Plus is a registered trademark of FIA Card Services, N.A. NFL and related logos are trademarks of the National Football League. "Minnesota Vikings," "Vikings," and related logos are trademarks of Minnesota Vikings Football Club, L.L.C. Extra Points is a registered trademark of the National Football League. Bank of America and the Bank of America logo are registered trademarks of Bank of America Corporation.

* To qualify for a Bernard Berrian signed mini helmet, respond to this offer for the Minnesota Vikings Extra Points™ MasterCard® credit card and use the account to make any combination of purchase, balance transfer or cash advance transactions totaling at least \$200.00 (excludes transaction fees, if any). All qualifying transactions must occur within 90 days of the credit card account opening. Supply is limited: one (1) per new account. Please allow 8-12 weeks for delivery. Offer sponsored by FIA Card Services, N.A. we may substitute an item of equal or greater value and we are not responsible for lost, stolen or undelivered merchandise. Terms of offer may change.

