



2012 TEAM GUIDE

MINNESOTA VIKINGS 2012 TEAM GUIDE



**SHOW YOUR
HORNS**



BRING IT ON GAME DAY.



**SHOW YOUR
HORNS**

IT'S
Miller
TIME®

 GREAT BEER
GREAT RESPONSIBILITY

©2012 MILLER BREWING CO., MILWAUKEE, WI





More publications available at:

www.retroseasons.com/library/



MINNESOTA VIKINGS MISSION STATEMENT

The focus of the Minnesota Vikings is to win World Championships and to create a world class organization that competes and operates consistently with core values in mind.

Integral to those core values is that everyone profoundly understands and appreciates that each and every member of the organization is critical to our success. The bar is set high and there is great respect for wanting to create a sports, entertainment and business product that our fans take great pride in and enjoy; and is admired throughout sports. In order to accomplish this mission, it is essential that we have people of good character and high integrity and who aspire to be the best in their unique roles:

“Winning with Integrity”

MINNESOTA VIKINGS AT A GLANCE

Founded	January 28, 1960
First Season.....	1961
Team Facility	Winter Park
.....	9520 Viking Drive, Eden Prairie, MN 55344
Stadium.....	Mall of America Field at Hubert H. Humphrey Metrodome
.....	425 Chicago Avenue, Minneapolis, MN 55415
Capacity.....	64,126
Playing Surface.....	UBU-Speed Series-S5-M
Super Bowl Appearances.....	Super Bowl IV, VIII, IX, XI
Division Championships (18)	1968, 1969, 1970, 1971, 1973, 1974, 1975, 1976, 1977, 1978,
.....	1980, 1989, 1992, 1994, 1998, 2000, 2008, 2009
Playoff Appearances (26)	1968, 1969, 1970, 1971, 1973, 1974, 1975, 1976, 1977, 1978,
.....	1980, 1987, 1988, 1989, 1992, 1993, 1994, 1996, 1997, 1998, 1999, 2000, 2004, 2008, 2009
All-Time Record (regular season and playoffs).....	435-375-9

2012 MINNESOTA VIKINGS

OFFICIAL TEAM GUIDE

Kickoff 2012

New Vikings Stadium	4-5
Vikings Children's Fund	6
Vikings Youth Football	7
Vikings in the Community	8-11
Vikings Staff Directory	12

Executives

Zygi Wilf	14
Mark Wilf	15
Leonard Wilf, Jeffrey Wilf	16
Ownership Partners	17
General Manager	18
Vikings Vice Presidents	19-22

Coaches

Head Coach Leslie Frazier	26-29
Assistant Coaches and Staff	30-52

Vikings Personnel/Scouting Staff

George Paton	54
Scott Studwell	55
Vikings Scouting and Personnel Staff	56-67

Support Staff

Players

Veterans	74-162
Rookies and Free Agents	164-174
Vikings Roster	175

2011 Season Review

Regular Season Statistics	178
Regular Season Defensive and Special Teams Statistics	179
Participation Chart	180
Game-By-Game Starters	181
The Last Time	182
2011 Final NFL Standings	183
NFL Teams of the Decades	184

Records

Attendance Records	186
All-Time Leaders	187-192
Individual Records	193-199
Vikings Big Days Rushing/ Passing/Receiving	200-202
All-Time Scoring	202-205
All-Time Starting QB	205
All-Time Passing/Receiving/Rushing	206-209
Touchdowns by Season	209
Team Records	210-213
Opening Day Results/Highs	214
Final NFL Offensive/Defensive Rankings	215

Playoff Records

All-Time Playoff Leaders	216
Big Days/Playoffs	216
Individual Playoff Records	217
Team Playoff Records	218
All-Time Vikings Playoff Games	219

History

Vikings Lore	222-225
Vikings Coaching History	226-227
Results: Year-by-Year	228-234
Vikings All-Time Records	235
Overtime Games	235
Primetime/Thanksgiving Games	236
Series Standings	237-239
Vikings Alumni	240-243
Vikings All-Time Games Played/Started	244
Vikings All-Time Drafts	245-248
Pro Football Hall of Fame	249-250
Vikings Ring of Honor	251-254
Retired Jersey Numbers	254
Korey Stringer Good Guy Award	254
All-Time Players/Week/Month	255-256
Vikings All-Time Honors	257-258
Pro Bowl Honorees	258
Year-by-Year	259-262
Super Bowl Results	263
Homes of the Vikings	264

Extra Points

2012 Vikings Training Camp	266
Vikings Radio Network	267
Vikings Media Policy	268
2012 NFL Schedule	269-270
Vikings Schedule	272

The Minnesota Vikings 2012 Official Team Guide is a production of the Minnesota Vikings Public Relations Department. Cover and inside page design by Erin Swartz and Jess Lowenberg. Printing and layout by Bolger Vision Beyond Print, Minneapolis, MN. Design and Technical Support - Bill Doll, Bryan Bolger, Monica Smith, Erik Skoog and the Bolger staff. Inside photography by Steve Smith, Rick Kolodziej, Brad Madson, Steve Lucas, Brad Madson and Craig Odegard. Editor - Tom West. Editorial Assistants - Bob Hagan, Jon Ekstrom, Eric Haigh, Sam Newton and Mike Wobschall.



2012 TEAM GUIDE



**SHOW YOUR
HORNS**

KICKOFF

NEW VIKINGS STADIUM



The Vikings 10-year quest to build a publicly-owned and operated stadium for the State of Minnesota, the team and Vikings fans culminated with the passage of stadium legislation in the Minnesota House and Senate on May 10, 2012. The bill was signed into law by Governor Mark Dayton on May 14 and given final local approval by the 13-member Minneapolis City Council on May 25. The stadium bill finalizes a partnership between the Vikings, the State of Minnesota and the City of Minneapolis to build a \$975 million fixed-roof stadium on the existing Metrodome site.

Within the deal, the Vikings have guaranteed to privately cover \$477 million, or 49% of the upfront capital costs, as well as \$13 million annually for operating expenses/capital improvement funding during the 30-year lease. Over the life of the facility, the Vikings/private contribution will cover 54% of the project's entire costs.

Over the next four years, the Vikings will work collaboratively with the newly-created five-member Stadium Authority to ensure this signature facility is unique to Minnesota and works well for the State, the team and Vikings fans. With an expected groundbreaking in the summer of 2013, the stadium will take nearly three years to construct and will open in time for the 2016 NFL season.

A top priority for the Vikings and the NFL, the passage of the stadium bill secures the team in Minnesota and gives Vikings fans a premier venue to watch their team moving forward. Construction of the facility will put thousands of Minnesotans back to work, including 7,500 construction workers during the three-year build, and the multi-purpose facility will host national and international events, including NCAA basketball, a Super Bowl and concerts, as well as high school and amateur sports and other community events. The stadium will also provide Minnesota with a first-class sports and entertainment destination and will serve as a catalyst to redeveloping the Downtown East neighborhood of Minneapolis.

Stadium:

- * Publicly-owned by Stadium Authority.
- * Multi-purpose, fixed-roof.
- * Approximately 1.5 million square feet.
- * Design and construction will be overseen by the Stadium Authority, in collaboration with the team.
- * Accommodations for NCAA basketball, a Super Bowl, amateur baseball, Major League Soccer, concerts, civic, community and not-for-profit events.

Site:

- * Downtown East - Minneapolis, MN.
- * Most cost-efficient stadium alternative.
- * 33 acres.
- * Access from I-35W and Hwy 94.
- * Leverages existing infrastructure, including light rail.
- * Has supported a stadium for past 30 years.

Seating:

- * 65,000 seats, expandable to 72,000 to host Super Bowl.
- * Optimal football sight lines in lower and upper bowls.
- * Up to 120-150 suites.
- * Bunker and end zone suites at field level.
- * Up to 7,500 club seats.
- * Club lounges at field and concourse levels.
- * Includes affordable seating component.

Fan Amenities:

- * Tremendous game-day experience with open plaza.
- * Expanded tailgating opportunities.
- * Close proximity to light rail.
- * Optimized sideline seating.
- * Wide concourses.
- * More restrooms.
- * Increased and enhanced concessions.
- * Accessibility for people with disabilities.
- * Ample space for pre-game events/activities.
- * Team store and Hall of Fame/museum.

**FOR THE LATEST STADIUM INFORMATION,
VISIT VIKINGS.COM.**

NEW VIKINGS STADIUM

BENEFITS TO THE STATE OF MINNESOTA

- * According to a study by Convention, Sports & Leisure, the State of Minnesota will collect nearly \$26 million annually from Vikings-related sales and player income taxes upon stadium opening. This does not account for non-Vikings events and annual inflationary increases.
- * The construction alone will support 7,500 full and part-time construction jobs with nearly 4.3 million work hours and nearly \$300 million in wages during the three-year building period.
- * Over 90% of the labor and subcontract value is estimated to go back to Minnesotans.
- * The stadium will have the ability to host large-scale events - NCAA Final Fours, a Super Bowl, Major League Soccer, Big Ten Football Championships, college bowl games, conventions, etc.
- * Goals for women, minority-owned and small-business participation will be included in the project.
- * The Stadium Authority will make best efforts to ensure the stadium receives Leadership in Energy and Environmental Design (LEED) certification.
- * Resolution of the stadium issue has secured the Vikings for the next generation of fans.

BENEFITS TO THE CITY OF MINNEAPOLIS

- * The City of Minneapolis is securing a billion-dollar development package for a \$150 million up-front capital contribution.
- * The Vikings will pay \$13 million of the estimated \$20.5 million in annual operating expenses/capital improvement funding for the publicly-owned facility.
- * The stadium will be available for community use throughout the year, including high school and amateur sports.
- * Stadium legislation included workforce agreements that will put Minneapolis residents back to work.
- * The new facility will draw one million-plus event attendees to the City each year.

PROPOSAL ENSURES A "PEOPLE'S STADIUM"

PROPOSED OWNERSHIP AND OPERATION

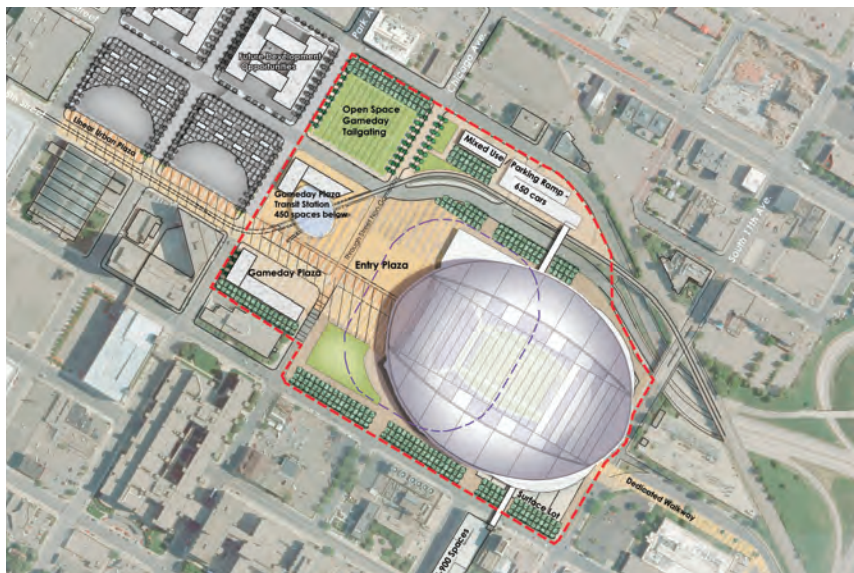
- * Stadium will be owned and operated by a Stadium Authority (Authority) comprised of 3 members appointed by the Governor and 2 members appointed by the Mayor of Minneapolis.

PROPOSED DESIGN AND CONSTRUCTION

- * The design and construction of the stadium will be a collaborative effort between the Vikings and the Authority.
- * The state-of-the-art venue, coupled with expanded tailgating and a full game day experience will deliver a great stadium for the people of Minnesota.
- * A Stadium Design and Construction Group (Group) will be established with the Vikings and the Authority.
- * The Group will manage the following project aspects:
 - Project program and project budget development.
 - Selection of an architect and other consultants.
 - Site development, including parking and infrastructure.
 - Transportation improvements.
 - Guaranteed Maximum Price process, including selection of contractor and negotiation of GMP agreement.

PROPOSED OPERATIONS

- * The Authority and the team will approve a third-party operator to manage the stadium and parking facilities in accordance with the requirements of the Authority, including an operating plan and operating budget.
- * The team and stadium manager will maximize the use of the facility by attracting events that create economic, fiscal and social benefits to the State and local communities, including NCAA competitions, college bowl games, concerts, civic, community and not-for-profit events. The Authority will actively seek events consistent with historic operations of the Metrodome.
- * The stadium will also be available for high school and amateur sports and other community events.
- * The Vikings will pay all game-day expenses (estimated at \$3.0 million) and \$8.5 million in annual operating expenses/rent, totaling \$11.5 million per year.



VIKINGS CHILDREN'S FUND

There have been many changes on and off the field for the Minnesota Vikings since the team's inception, but the organization's steadfast commitment to children has always remained the same.

In light of the organization's commitment to community, the Vikings Children's Fund (VCF) was established in 1978 and has since raised nearly \$10 million to give back to those in need. The VCF is a means for Vikings players, coaches, cheerleaders, staff and their families to focus their community support to help children. The VCF distributes grants to health, education and family services organizations benefiting children.

In 2011 the VCF provided nearly 80 grants to nonprofit organizations and has now donated more than \$6 million to support the University of Minnesota Department of Pediatrics, which boasts highly-skilled pediatricians and excels in break-through research.

To learn more about the VCF - or to make a donation - please call Patrick Leopold at (952) 828-6500. If your charitable organization is interested in applying for a VCF grant, log on to Vikings.com to download a grant application form. Grant applications need to be mailed by the end of March each year for fall awards.



VIKINGS CHILDREN'S FUND FACTS AND FIGURES

- The University of Minnesota Department of Pediatrics has been awarded over \$6 million to support research fighting childhood diseases.
- The Vikings Children's Fund supported nearly 80 organizations in 2011.
- The Vikings Children's Fund has supported over 300 child-related organizations across Vikings country since the inception in 1978.



The Vikings have a long-standing tradition of cooperation and progress in the areas of child and family health with the University of Minnesota. During the 2011 season, the Vikings made a \$200,000 donation to the UofM Amplatz Children's Hospital as part of the Adopt-A-Room program.

VIKINGS YOUTH FOOTBALL

The Vikings Youth Football mission statement is to grow, support and promote youth football through fair play, health/wellness and academics. Innovative programs reach youngsters through the High School Player Development 7-on-7 Tournament, Youth Football Camps, USA Football Coaching School, equipment and field grants, the Vikings All-State Football Team and Minnesota Mr. Football, the High School Coach of the Week Program and the High School Coach of the Year.

MINNESOTA VIKINGS HIGH SCHOOL COACH OF THE WEEK:

The Minnesota Vikings and WCCO-TV teamed up to select top Minnesota high school football coaches to honor through the "Vikings High School Coach of the Week" program. The coaches were selected based on their outstanding leadership both on and off the field and received a \$1,000 grant for their respective school's football program. In 2011, Jeff Ferguson of Totino-Grace High School was recognized as the Vikings High School Coach of the Year for leading the Eagles to the 5A state title.



CLOCKWISE: The Vikings welcome youth football teams from across the state to play before Vikings games as part of the Vikings of the Future program...The squad from Becker High School won the Vikings annual summer 7-on-7 Tournament at the Winter Park fieldhouse and advanced into the national tournament...The Vikings celebrated a \$200,000 artificial playing surface investment to Minneapolis Washburn High School's MacQuarie Field through the NFL's "Grass Roots" program.



VIKINGS IN THE COMMUNITY

THE MINNESOTA VIKINGS "ON THE FIELD AND IN THE COMMUNITY - YOUR SPECIAL TEAM"

The Minnesota Vikings are more than a football team. The coaches, players and staff are your neighbors. Their wives or husbands may be your co-workers. Their children attend school with your children. The Vikings are a part of our community. Many schools, hospital charities and civic groups have been impacted by player involvement, staff participation and family volunteerism.

The Vikings organization is your neighbor too, as a corporate citizen actively involved in policy and service to Minnesota. The Vikings community relations department and Vikings Children's Fund handle a broad range of requests including player appearances, in-kind donations, partnering with non-profit groups on fundraisers, the production of public service announcements and team philanthropy. Since its inception in 1978, the VCF has donated more than \$6 million to the University of Minnesota Department of Pediatrics. The VCF has maintained a commitment to youth and families by distributing funds toward youth development, family services and education support- a total of nearly \$10 million given back to our community.

VIKINGS IN THE COMMUNITY

CLOCKWISE: Vikings QB Christian Ponder leaped into life as a Minnesotan with both feet, literally, by taking part in the Minneapolis Polar Plunge during the winter of 2012. Ponder and Vikings cheerleaders took a dip into Minneapolis' Lake Calhoun in March to benefit Special Olympics Minnesota... Adrian Peterson and teammates continued their Holiday season tradition of taking local kids on a shopping spree at Sports Authority as part of the Shop With A Viking. Youngsters from North Community YMCA Youth & Teen Enrichment Center were the special guests in December 2011 for the annual event...The Vikings, through their support of the Ed Block Courage Award Foundation, hosted a Play 60 clinic at Catholic Charities-St. Joseph's Home for Children. Vikings WR Michael Jenkins and several teammates joined the Vikings Athletic Training staff to get students active and give encouragement to live healthy lifestyles through diet and exercise.





VIKINGS IN THE COMMUNITY

CLOCKWISE: Vikings DT Letroy Guion and OT Phil Loadholt took part in teaching the joy of the outdoors to local youngsters as part of the annual Governor's Fishing Opener, hosted at Lake Waconia in the spring of 2012. Both players shared their passion for fishing and outdoor sports with kids who learned the basics of casting, filleting and fish identification...Vikings DE Christian Ballard and teammates helped students at the Champlin-Brooklyn Park Academy for Math and Environment School learn about conservation and the cycles of nature as part of a tree planting at the school. The event was one of several during the Vikings Planet Purple Week in conjunction with Xcel Energy that stresses being a responsible consumer and conserving energy and resources by going green...Vikings RB Toby Gerhart joined students at Apple Valley's Paideia Academy through the NFL's Back to Football Friday contest. The school was selected as an NFL Play 60 Super School and received a \$10,000 check for fitness programming presented to the students and faculty by Gerhart.





VIKINGS IN THE COMMUNITY

CLOCKWISE: A strong contingent of Vikings players, coaches and staff took part in the 7th Annual Playground Build in spring 2012. The students at Sheridan Arts Magnet School in Northeast Minneapolis were the recipients of the new playground equipment as well as classroom visits by Vikings players and coaches. A favorite event each year, the entire Vikings organization joined forces with Toro and Kaboom! to make the day a success...Antoine Winfield and Kyle Rudolph showed their handyman side as they helped assemble playground equipment at Sheridan Arts Magnet School during the June 2012 Playground Build...One of the newest Vikings in 2012, WR Jerome Simpson got involved quickly. Simpson and teammates welcomed competitors from Special Olympics Minnesota to a day of practice where they took part in Punt, Pass and Kick activities. Joining Simpson in teaching football skills were Joe Webb, Christian Ballard, D'Aundre Reed, Christian Ponder and others.





VIKINGS IN THE COMMUNITY

CLOCKWISE: Kevin Williams and teammates hosted the annual Bowl With the Vikings event to benefit the Vikings Children's Fund at Pinz Entertainment Center in Oakdale. An avid bowler, Williams is a regular at the event...Jared Allen joined Governor Mark Dayton and Senator Tom Bakk at the 5th Annual Stock the Shelves fundraiser to benefit Arrowhead regional food shelves, an event hosted by Senator Bakk to benefit Northeast Minnesota food shelves...The Vikings and the American Cancer Society hosted "A Crucial Catch" luncheon at Wildfire restaurant in Eden Prairie for breast cancer survivors and their caregivers. Vikings players Fred Evans, Everson Griffen, Mistral Raymond, John Sullivan, Joe Berger and Brandon Fusco took part in the event that hits especially close to home for some Vikings players who have survivors in their families. The Vikings dedicated the October 9, 2011 game to Breast Cancer Awareness when players, coaches and staff displayed pink to encourage women over 40 to be screened annually.



2012 VIKINGS STAFF DIRECTORY

OWNER/CHAIRMAN..... Zygj Wilf
OWNER/PRESIDENT..... Mark Wilf
OWNER/VICE CHAIRMAN..... Leonard Wilf
OWNERSHIP PARTNERS..... Jeffrey Wilf,
 Reggie Fowler, Alan Landis, David Mandelbaum

EXECUTIVE STAFF

General Manager..... Rick Spielman
 VP of Public Affairs & Stadium Development..... Lester Bagley
 VP of Football Operations..... Rob Brzezinski
 VP of Sales & Marketing & Chief Marketing Officer... Steve LaCroix
 VP of Finance & Chief Financial Officer..... Steve Poppen
 VP of Legal Affairs & Chief Administrative Officer... Kevin Warren

CONSULTANTS

Consultant..... Bud Grant
 Consultant-Team Historian..... Fred Zamberletti
 Consultant-Stadium & Real Estate Development..... Don Becker

ADMINISTRATION

Executive Assistant to Owners..... Trish Huizinga
 Executive Assistant..... Tracy McDonald
 Executive Assistant..... Lois Hyde
 Office Assistant..... Robyn Harrower

COACHING STAFF

Head Coach..... Leslie Frazier
 Offensive Coordinator..... Bill Musgrave
 Special Teams Coordinator..... Mike Priefer
 Defensive Coordinator..... Alan Williams
 Linebackers/Special Asst. to Head Coach.... Mike Singletary
 Defensive Line..... Brendan Daly
 Offensive Line..... Jeff Davidson
 Quarterbacks..... Craig Johnson
 Tight Ends..... Jimmie Johnson
 Linebackers..... Fred Pagac
 Assistant Defensive Line..... Diron Reynolds
 Running Backs..... James Saxon
 Assistant Offensive Line..... Ryan Silverfield
 Wide Receivers..... George Stewart
 Assistant Special Teams..... Chris White
 Defensive Backs..... Joe Woods
 Head Strength and Conditioning..... Tom Kanavy
 Assistant Strength and Conditioning..... Martin Streight
 Assistant Strength and Conditioning..... Aaron McLaurin
 Assistant WRs..... Ryan Ficken
 Defensive Assistant- DBs..... Jeff Imamura
 Assistant QBs..... Kevin Stefanski
 Assistant to Head Coach..... Cameron Turner
 Executive Assistant to Head Coach..... Mary Redmond

PLAYER PERSONNEL/FOOTBALL ADMINISTRATION

Assistant General Manager..... George Paton
 Director of College Scouting..... Scott Studwell
 Assistant Director of College Scouting..... Jamaal Stephenson
 Pro Scout..... Scott Kuhn
 Pro Scout..... Ryan Monnsen
 Pro Scout..... Steven Price
 Pro Scout..... Jeff Robinson
 Regional Scout..... Conrad Cardano
 Regional Scout..... Paul Roell
 Area Scout..... Frank Acevedo
 Area Scout..... Terrance Gray
 Area Scout..... Kevin McCabe
 Area Scout..... Mike Sholton
 Blesto Scout..... Reed Burchhardt
 Manager-Football Information Systems..... Paul Nelson
 Manager of Football Administration..... Anne Doepner
 Football Information Systems Analyst..... Luke Bursen
 Executive Asst.-Player Personnel..... Kelly Wilske
 Personnel Consultant..... Jerry Reichow
 Personnel Consultant..... Paul Wiggin

EQUIPMENT

Equipment Manager..... Dennis Ryan
 Assistant Equipment Manager..... Aaron Neumann
 Assistant Equipment Manager..... Adam Groene

MEDICAL

Head Athletic Trainer..... Eric Sugarman
 Assistant Athletic Trainer..... Tom Hunkele
 Assistant Athletic Trainer..... Rob Roche
 Team Physician..... Joel Boyd, M.D.
 Team Physician..... Sheldon Burns, M.D.
 Team Physician..... Gary Fetzter, M.D.
 Team Physician..... David Olson, M.D.

OPERATIONS/FACILITIES

Director of Operations-Team Travel..... Luther Hippe

Director of Operations & Facilities..... Chad Lundeen
 Team Operations Coordinator/Training Camp..... Paul Martin
 Turf Manager..... Grant Davisson
 Facilities Assistant..... Eric Chafferson
 Facilities Assistant..... Nick Miller
 Facilities Assistant..... Justin Miner

DINING

Director of Food Service Operations..... Geji McKinney
 Dietician Consultant..... Carrie Peterson

PLAYER DEVELOPMENT/LEGAL

Executive Director of Player Development/Legal..... Les Pico
 Business and Legal Affairs..... Kieron Frazier

VIDEO

Director of Video..... Bob Marcus
 Video Assistant..... Nick Miller
 Video Assistant..... Steve Kilchenman

SECURITY

Director of Security..... Kim Klawiter

SALES AND MARKETING

Director of Marketing & Business Development..... Dannon Hulskotter
 Events & Hospitality Manager..... Amy Anthony
 Marketing Manager- Special Events..... Debra Jones
 Marketing Manager- Branding and Promotions..... Erin Swartz
 Graphic Design Specialist..... Jess Lowenberg
 Graphic Design Specialist..... Alicia Dreyer
 Executive Producer- Vikings Entertainment Network... Bryan Harper
 Editor & Videographer..... Jordan Struck
 Editor & Videographer..... Mike Huiras
 Multimedia Specialist/Studio Supervisor..... Jay Nelson
 Interactive Marketing Coordinator..... Ryan Cardinal
 Marketing Coordinator..... Brett Taber
 Vikings.com Writer/Editor..... Mike Wobschall
 MVC Head Coach & Coordinator..... Tami Krause
 Sales & Marketing Coordinator..... C.J. Rugh
 Production Coordinator..... Allan Wertheimer

CORPORATE SALES & SERVICE

Director of Corporate Sales & Service..... Mike Slates
 Marketing Partnerships Manager..... Nathan Fix
 Marketing Partnerships Coordinator..... Matt Guba
 Marketing Partnerships Coordinator..... Emily Rooney
 Sales & Partnerships Assistant..... Ren Rutkus
 Senior Corporate Sales Manager..... Marc Morgan
 Corporate Sales Manager..... Peter Duggan
 Corporate Sales Manager..... Tanya Dreesen
 Corporate Sales Manager..... Doug Melnyk
 Corporate Sales Manager..... Natalie Kolander

VIKINGS CHILDREN'S FUND

Vikings Children's Fund Coordinator..... Pat Leopold

TICKETS/SUITES

Director of Ticketing & Hospitality..... Phil Huebner
 Director of Suites & Premium Seating..... J.P. Paul
 Manager of Ticket Operations..... Joe Mee
 Manager of Private Suite Sales..... Nicole Santelman
 Ticket Sales Manager..... John Neppi
 Manager of Suite Operations..... Mike Manahan
 Ticket Sales Representative..... Sharon Lohmar
 Ticket Sales Representative..... Chuck Pamperin
 Senior Account Executive..... Steve Reed
 Senior Account Executive-Group Ticket Sales... Travis Hamre
 Account Executive..... Charlie Boeckenhauer
 Account Executive..... Laura Culbertson
 Account Executive..... Stuart Morrow
 Account Executive..... John Dvorak

ACCOUNTING/FINANCE

Controller..... Carl Miklas
 Accounting Manager..... Ann Schumacher
 Payroll Supervisor/Accountant..... Carla Smith
 Finance Assistant..... Bobbe Daggett
 Accounting Clerk..... Kimi Tonneson

COMMUNITY RELATIONS

Exec. Director of Community Relations/Youth Football... Brad Madison

HUMAN RESOURCES

Director of Human Resources..... Lisa Larson

INFORMATION TECHNOLOGY

Director of Information Technology..... Cheryl Nygaard
 Information Technology Specialist..... Todd Hauck

PUBLIC RELATIONS

Director of Public Relations..... Bob Hagan
 Director of Corporate Communications..... Jeff Anderson
 Assistant Director of Public Relations..... Tom West
 Public Relations Assistant..... Jon Ekstrom



2012 TEAM GUIDE



**SHOW YOUR
HORNS**

EXECUTIVES

ZYGI WILF

OWNER/CHAIRMAN



Zygi Wilf's eight seasons leading the ownership group that has stewardship of the Vikings franchise has been highlighted by commitment to core values and building a strong foundation for the future.

Under the Wilfs' direction, the Vikings have worked diligently toward the long-term stability of the franchise, highlighted by the passage of state legislation this past May for a new state-of-the-art, multi-use stadium in downtown Minneapolis. The stadium bill, signed by Governor Mark Dayton on May 14, 2012, finalized a partnership between the Vikings, the State of Minnesota and the City of Minneapolis to build a \$975 million fixed-roof stadium on the existing Metrodome site.

Set to open in time for the 2016 season, the new stadium will not only give Vikings fans a premier venue to watch their team, but it will also provide Minnesota and the Midwest with an iconic destination for NCAA tournaments, a Super Bowl, Big Ten championships, concerts, conventions and other major events. Construction of the stadium will put thousands of Minnesotans back to work, including 7,500 construction workers during the three-year build, and will provide countless memories and experiences moving forward.

Throughout their tenure, the Wilf's ownership has established success on the field and with civic and corporate leadership in the community. Over the last seven years, the team has enhanced its already strong reputation as an NFL leader in community relations activities and has raised its level of involvement in civic and business endeavors. Under the stewardship of the Wilfs, the franchise has taken strides forward on the initiative for a state-of-the-art, multi-use stadium as the centerpiece of an economic development package for the state

and region. The Vikings ownership is committed to investing in the state's economy and is dedicated to a world-class showcase for Minnesota's sporting future.

Wilf leads an ownership group that closely mirrors the structure that has led the Wilf family to national prominence in their business ventures with Garden Homes Development, a nationwide leader in retail, commercial and private residential development. Joining Wilf in the Vikings venture are his brother, Mark, cousin, Leonard, and nephew, Jeffrey, along with several associates from outside the family.

The journey for Wilf from avid New York Giants fan sitting in the bleachers of Yankee Stadium in the 1960s to taking over the leadership of one of the NFL's proudest franchises has been marked by bold and well-founded business decisions, commitment to family and employees, and dedication to community.

Throughout the Wilf family's rise to prominence in real estate development, the consistent focus on philanthropy and never losing touch with family roots has been a foundation and philosophy.

Building a championship team with character has been at the core of the Wilf ownership group's growth as NFL owners. The Wilf family has stayed close to their roots, donating generously to heart-felt causes at home and throughout the world.

Wilf, the son of Joseph and Elizabeth Wilf, emigrated with his parents from Europe to the United States in the early 1950s and settled in New Jersey.

Zygi attended nearby Fairleigh Dickinson University, earning a bachelor's degree in economics and later graduated from New York Law School in Manhattan. Wilf, and wife, Audrey, have four children.



Vikings owner Zygi Wilf presented 2011 Vikings Ring of Honor enshrinee Chris Doleman at halftime of the game vs. Green Bay on 11/23/11. Doleman went on to earn induction into the Pro Football Hall of Fame in 2012.

MARK WILF

OWNER/PRESIDENT



Vikings President Mark Wilf has played a key role in the development of the business aspects of the club and organizing the leadership of the franchise to mirror the proven family model that the Wilf family has implemented in other successful ventures. As President, Mark manages day-to-day operations and directs all business departments of the Vikings.

The Vikings enter 2012 with a leadership structure in place that will commit to the long-term success on the field and continue to enhance the civic and business involvement of the franchise in the region it calls home.

Under the direction of the Wilf family ownership group, the Vikings have made strides for the long-term viability of the franchise, highlighted by the approval of a state-of-the-art multi-use stadium project in downtown Minneapolis. The project, which gained state approval in May 2012, is set to open in 2016 and will give Vikings fans a premier venue while continuing the Vikings proud tradition of home-field advantage.

The new stadium project will create thousands of jobs and opportunities in the near future and will build generations worth of memories and experiences moving forward. Providing a world-class sports and entertainment destination for Minnesota will result in a renewed energy surrounding the market and will capture the attention of fans worldwide.

The Vikings have been a valuable part of the fabric of life in the region since beginning play in 1961. The Wilf family takes pride in building on the strong tradition of community involvement the franchise has been known for.

The Wilfs lead an ownership group that closely mirrors the structure that has led the Wilf family to national prominence

in their business ventures with Garden Homes Development, a nationwide leader in retail, commercial and private residential development.

An NFL franchise is a valuable commodity to a community and the Wilf ownership group recognizes and embraces the role as a civic leader. Under Mark Wilf's direction, the Vikings have taken a more prominent role as a business and community leader and have embraced their fans and partners locally and worldwide.

Another lifelong fan of the NFL, Mark brings the same passion and desire to succeed in professional football as his elder sibling, Zygi. Throughout their professional lives, the brothers have worked tirelessly to involve everyone associated in their businesses as members of the family. The Minnesota Vikings are especially close to the family's heart with the opportunity to be actively engaged in the game they grew up passionately following. Mark Wilf has been actively involved with the Wilf family's Garden Homes Development enterprises and has served as a principal in the family business.

A long-time fan of college and professional football, Wilf is no stranger to the game or the thrill of competition. During his collegiate years, Mark served as the radio voice of Princeton Tigers football and basketball. Wilf earned his bachelor's degree from Princeton University and later graduated from the New York University School of Law. The Wilf family tradition of generous philanthropy and advancing causes with special meaning has been passed through the generations.

Wilf, and wife, Jane, have four children. The couple is actively involved in several causes close to the heart of the Wilf family.



The Vikings franchise took a bold step forward in May 2012 when Governor Mark Dayton signed stadium financing legislation that secured a state-of-the-art stadium and entertainment destination the Vikings will call home starting in 2016.

LEONARD WILF



OWNER/VICE CHAIRMAN

Leonard Wilf joins cousins Zygi and Mark Wilf with the Vikings ownership group as Vice Chairman of the team for the 8th season in 2012. Away from the Vikings, Wilf also serves as President of family-owned Garden Homes Development, a nationwide leader in retail, commercial and private residential development based in New Jersey and New York.

Wilf earned his bachelor's degree, Cum Laude, from Boston University. Following his undergraduate work, Wilf graduated with a law degree from Georgetown University.

During his tenure at Georgetown, Wilf was editor of the Georgetown Law Review. Wilf went on to receive a Master of Law in Taxation from New York University.

Active with several professional and civic groups, Wilf is Vice Chairman on the Board of Trustees of NYU and the NYU Law School. Wilf serves as Chairman of the American Society

of Yad Vashem, a Board Member of New York Presbyterian Hospital and Allen-Stevenson School. He is an involved member of the International Council of Shopping Centers, New York Athletic Club, Friars Club and recently Wilf was appointed a national trustee of The First Tee Program. An avid sportsman, Wilf enjoys skiing, golf, and deep sea fishing. His interest in NFL football was developed with his cousins from his youth.

Wilf and his wife, Beth, have four children and are active members of the community through the Metropolitan Museum of Art, Central Park Conservancy and Metropolitan Opera. Wilf was appointed by President Clinton to the U.S. Holocaust Memorial Council in January 1997 and spearheaded the construction of the Metrowest Campus of UJA-Federation in East Hanover, NJ. He and his family reside in New York City.

JEFFREY WILF



OWNER

Jeffrey Wilf is an owner of the Minnesota Vikings. He is a Principal at Garden Homes Development, his family-owned real estate business.

Wilf earned his JD from New York University and graduated from Harvard University with an A.B. in government.



Approval for a state-of-the-art sports and entertainment complex in downtown Minneapolis will ensure the long-term viability of the Vikings franchise in Minnesota and give fans a world-class experience.

REGGIE FOWLER



OWNERSHIP PARTNER

Reggie Fowler is the owner of Spiral, Inc. Fowler's background includes management positions in manufacturing, finance, aerospace, real estate development and distribution. He holds a Masters of Business Administration from the University of Arizona.

ALAN LANDIS



OWNERSHIP PARTNER

Alan Landis has achieved acclaim in the business world and the philanthropic community through his visionary thinking in each area. As founder and chairman of The Landis Group, he has put his stamp on the land development industry with a pair of landmarks, the Princeton Landmark Carnegie Center and Tower Center Office and Hotel Complex. A graduate of New York University, Landis holds a bachelor's degree in accounting. He is active in causes ranging from the National Prevent Child Abuse organization to the Foundation for Fighting Blindness. Alan and wife, Linda, have a son, Scott, and daughter, Dana. The couple resides in Florida.

DAVID MANDELBAUM



OWNERSHIP PARTNER

David Mandelbaum has served as General Partner of Interstate Properties since 1968, a trustee of Vornado Realty since 1979 and Director of Alexander's, Inc. since 1995. Mandelbaum has been a member of the law firm Mandelbaum & Mandelbaum, P.A. since 1967 and holds a law degree from Harvard. He earned his undergraduate degree at Princeton University. Mandelbaum and wife, Karen, have been married for more than 40 years. The couple has four sons, Richard, Michael, Jeffrey and Jonathan and resides in Livingston, NJ.

KICKOFF

EXECUTIVES

STAFF

COACHES

PLAYERS

ROOKIES

2011
SEASON

RECORDS

PLAYOFF
RECORDS

HISTORY

EXTRA
POINTS

RICK SPIELMAN



GENERAL MANAGER

Rick Spielman was named General Manager of the Vikings on January 3, 2012 and embarked on one of the most important off-season periods in franchise history. Spielman will be in his 22nd season as an NFL executive in 2012 and takes over full personnel and roster responsibility for the team, building off his track record over the past 6 seasons with the team.

Spielman assumed the Vikings' Vice President of Player Personnel role on May 30, 2006 and directed scouting, free agency and draft preparations for the club before taking on his new role for 2012. The Vikings held the #3 choice entering the 2012 Draft before executing a pair of trades on the first day of the draft, selecting USC T Ryan Kailil at #4 and Notre Dame S Harrison Smith at #29. Kailil is the Vikings highest pick since Chris Doleman (#4) in 1985 and the club had a pair of 1st-rounders for only the 7th time in team history. Since Spielman joined the Vikings, the club has had 5 first-round draft picks- Adrian Peterson in 2007, Percy Harvin in 2008 and Christian Ponder in 2011 along with the pair of selections in 2012. Peterson and Harvin were each named Offensive Rookie of the Year and Ponder, only the 3rd QB drafted in the 1st round in Vikings history, started the final 10 games of his rookie campaign to tie a Vikings record held by Fran Tarkenton. The 2011 Vikings had 5 rookies start during the season, led by Ponder's 10, 2nd-round TE Kyle Rudolph's 8 and 6th-round S Mistral Raymond's 5. Fourth-round DT Christian Ballard and 5th-round CB Brandon Burton also earned starts during the year.

Spielman has climbed the ranks of NFL personnel departments with Detroit, Chicago and Miami, ascending to General Manager of the Dolphins for the 2004 season. Spielman's tenure with all 3 franchises has been highlighted by drafting impact players throughout the seven rounds and making key trades and free agency acquisitions. Spielman's teams have won 5 divisional titles and advanced to the playoffs 8 times.

From 2007-10, the Vikings drafted 3 players (Peterson, Sidney Rice, Harvin), signed 1 as a free agent (Brett Favre) and acquired 1 in trade (Jared Allen) who have gone on to earn Pro Bowl honors. Since Spielman began directing the Vikings drafts and personnel the club has drafted a pair of NFL Offensive Rookies of the Year in the 1st round- Adrian Peterson in 2007 and Percy Harvin in 2009.

In 2008 the Vikings engineered a pre-draft trade to land Allen from Kansas City, who has earned All-Pro and Pro Bowl honors in 2008 and 2009. The club signed Favre as a free agent entering 2009 and the veteran QB directed one of the most exciting seasons in team history and set career-bests in several offensive categories. The 2009 Vikings boasted an NFL-best 10 players who earned Pro Bowl honors.

The Vikings ability to identify talent throughout the draft was evidenced in 2009 when all 5 players selected went on to start a game during their rookie season, from All-Rookie honorees Phil Loadholt and Harvin on to 7th-round S Jamarca Sanford.

He began his NFL career as a scout with Detroit in 1990 and worked with the club in college scouting for 5 seasons before adding pro scouting duties in 1995 and '96. He moved to Director of Pro Personnel for the Bears from 1997-99 before joining the Dolphins in 2000 as Vice President of Player Personnel. He was promoted in 2002 to Senior Vice President-

Football Operations/Player Personnel and eventually General Manager in 2004. Spielman left the Dolphins during the 2005 off-season and worked with ESPN as an NFL analyst before joining the Vikings. While with Miami for 5 seasons, the team had a winning record 4 times, won the AFC East in 2000 and went to the playoffs in 2000 and 2001 but missed the playoffs in 2002 and 2003 despite 9-7 and 10-6 records respectively. The team drafted its top WR, Chris Chambers, in 2001 and traded for RB Ricky Williams in 2002. Williams posted the top two single-season rushing marks in Miami history with 1,853 yards in 2002 and 1,372 in 2003.

During his 3 seasons with Chicago the team amassed some of the talent that has propelled the team to the top of the NFC North and found gems late in the draft. The 2000 draft class featured the core of the Bears defense in future years with perennial Pro Bowler and NFL Defensive Player of the Year LB Brian Urlacher selected in the 1st round and Pro Bowl S Mike Brown, the Bears all-time leader in defensive TDs, drafted in the 2nd round. The team selected perennial Pro Bowl C Olin Kreutz in the 3rd round of the 1998 draft.

Spielman got his first taste of NFL personnel analysis as a college scout with Detroit from 1990-94 and added pro scouting responsibilities for his final 2 seasons (1995-96) in the Motor City. The Lions enjoyed one of the finest stretches in franchise history in the early 1990s, winning a pair of NFC Central titles in 1991 and 1993 and the team advanced to the playoffs in 1991, '93, '94 and '95. The trio of consecutive post-season berths was a first for the team. The 1991 team set a franchise record with a 12-4 regular season mark, hosted and won a playoff game for the first time since 1957 and advanced to the NFC Championship Game against Washington, losing out on the chance to play in Super Bowl XXVI at the Metrodome. The Lions drafted well during Spielman's tenure, selecting the core talent for the team and several players who earned regular Pro Bowl accolades. The club drafted WR Herman Moore in the 1st round of the 1991 draft and he went on to four Pro Bowl berths while defensive linemen Robert Porcher and Luther Ellis were 1st-round picks in 1992 and 1995 respectively and each earned multiple trips to Hawaii. The team drafted Lions career scoring leader K Jason Hanson in 1992 (2nd round), who has earned a reputation as one of the top kickers of his era.

Following Spielman's playing career at Southern Illinois from 1983-86 he was invited to training camp with the San Diego Chargers (1987) and Lions (1988). As a collegiate player, Spielman was a 1st-Team All-Gateway Conference honoree as a junior and part of the 1983 NCAA Division I-AA national championship team as a redshirt freshman. His younger brother, Chris, was a Pro Bowl LB and a 2nd-round pick of the Lions in 1988. He played 11 NFL seasons with Detroit (1988-95) and Buffalo (1996-98).

Spielman has a bachelor's degree from Southern Illinois and a master's from Ohio State. He and his wife, Michele, have been active with children's charities. The couple has adopted six children, Juan, Luis, Ronnie, J.D., Ormie and Whitney.

LESTER BAGLEY



VICE PRESIDENT OF PUBLIC AFFAIRS & STADIUM DEVELOPMENT

Lester Bagley brings more than two decades of public affairs and communications experience to his role as the Vikings Vice President of Public Affairs and Stadium Development. Currently in his 8th year as a vice president, Bagley oversees the team's public relations, public affairs, community relations and charitable giving initiatives.

This past spring, Bagley led the organization to its biggest victory off the field when he helped secure financing for a new publicly-owned and operated stadium for the State of Minnesota and the Vikings. In an extremely difficult political environment and economy, Bagley led the public discussion and advocacy effort on behalf of the Vikings. With Bagley's guidance, a coalition of elected officials, Vikings fans and business, labor and community leaders organized to advance the stadium issue at the Minnesota Capitol, and on May 10, 2012, the House and Senate passed legislation to construct a \$975 million multi-purpose stadium in Minneapolis. Just days later on May 14, Governor Mark Dayton signed the bill into law.

A top priority for the Vikings and the NFL, the passage of the stadium bill secures the team in Minnesota and gives Vikings fans a premier venue to watch their team moving forward. The multi-purpose facility will also host national and international events, including NCAA basketball, a Super Bowl and concerts, as well as high school and amateur sports and other community events. The stadium will provide Minnesota with a first-class sports and entertainment destination and will serve as a catalyst to redevelop the Downtown East neighborhood of Minneapolis. For his significant role, Bagley was honored alongside Governor Dayton and stadium bill authors Senator Julie Rosen and Representative Morrie Lanning with the "Public Policy Achievement (Sports)" award as part of Minnesota's Leaders in Public Policy 2012.

With the stadium bill behind him, Bagley has turned his attention to the design and construction of the new facility. Over the next four years, the Vikings will work closely with the newly-created five-member Stadium Authority to ensure that a world-class

facility is constructed for the State, the team and Vikings fans. Groundbreaking is expected in spring 2013, followed by nearly three years of construction, with the stadium opening in 2016.

Despite the majority of his time spent on the team's stadium efforts, over the last several years Bagley has been instrumental in the Wilf ownership group's efforts to enhance the Vikings presence in the Twin Cities community and throughout the State. In addition to overseeing all Vikings communications efforts, Bagley plays a leadership role with the Vikings Children's Fund. He spearheads the Vikings "You Made the Team" Community Tour, which connects the team with Vikings fans and charitable causes throughout Greater Minnesota. This ownership initiative has taken Vikings players and personnel into 15 different communities across the State over the past six years.

Before joining the Vikings, Bagley operated Bagley Public Affairs from 1999-2005. The Minneapolis firm specialized in issues management, public relations and public affairs. From 1993-99, Bagley served as associate director and helped lead the Minnesota Business Partnership, the public policy organization comprised of the chief executive officers of 100 of Minnesota's largest companies. He also spent five years working in public affairs and public relations in Washington D.C.

A native of Barron, WI, Bagley began college at the University of Minnesota before graduating from the University of California at Los Angeles (UCLA) with a bachelor's degree in political science. He served as a White House intern and studied at Oxford University during his undergraduate days.

Bagley currently sits on the boards of the Public Affairs Council, Athletes Committed to Educating Students, the Minneapolis Regional Chamber of Commerce, Meet Minneapolis and the Vikings Children's Fund.

Bagley's wife, Wendy, who has a bachelor's degree from the College of St. Catherine, serves as the Deputy Secretary of the Minnesota State Senate. The family resides in Minneapolis with their sons Michael and Charles.

ROB BRZEZINSKI



VICE PRESIDENT OF FOOTBALL OPERATIONS

Rob Brzezinski enters his 20th season in the NFL and 14th with the Minnesota Vikings in 2012. Brzezinski provides the Vikings broad-based management expertise and the value of being one of the most experienced NFL executives in the modern (post 1992) Collective Bargaining Agreement era.

The Vikings benefit from Brzezinski's extensive knowledge and strategic salary cap management and a philosophy that has aided in the retention of core players, the addition of key free agents and the overall talent and depth of the team. Brzezinski's role as lead negotiator on high-profile contracts during his career

has included landmark deals for such players as Randy Moss, Daunte Culpepper, Antoine Winfield, Steve Hutchinson, Kevin Williams, Jared Allen, Brett Favre, and Adrian Peterson. Brzezinski has negotiated contracts during his career totaling more than \$1 billion.

Brzezinski joined the Vikings in 1999 as Director of Football Administration and was promoted to Vice President of Football Administration in 2001. He was elevated to his current position as Vice President of Football Operations in 2002.

Prior to joining the Vikings, Brzezinski spent the previous 6

seasons (1993-98) with Miami where he rose to Staff Counsel/Salary Cap. Brzezinski has been involved with teams that have finished .500 or better in 14 of his 19 seasons in the NFL, made the playoffs 9 times and have won a Division title 4 times.

In his current role, Brzezinski works closely with Head Coach Leslie Frazier and General Manager Rick Spielman on all football-related matters and strategic planning. Brzezinski's key responsibilities include salary cap management, negotiation of player contracts, football operations/administration and CBA compliance. He has also represented the Vikings at the League meetings. Brzezinski was involved in the process to retain Frazier as the 8th Head Coach in Vikings history moving forward after he finished 2010 as Interim Head Coach for the final 6 games of the season.

Brzezinski has extensive NFL management experience, has worked as the top football executive, and has experience in managing the business operations of an NFL franchise and, while in Minnesota, transformed a substantial salary cap deficit into a long-term competitive advantage. Brzezinski has had the privilege of working for some of the most successful and decorated head coaches in NFL history, including Don Shula, Jimmy Johnson and Dennis Green.

Brzezinski is a member of the NFL Management Council's Club Services Committee, which has developed new technology and systems for player contract reporting, salary cap manage-

ment and information management. In 2004 Brzezinski was invited to participate in the NFL-Stanford Program for Managers at the Stanford Graduate School of Business, a program developed by the NFL to promote development of leaders within the League.

In Miami, Brzezinski assisted in managing business affairs, which included salary cap administration, player contract negotiations, operations and legal affairs. In his tenure, the Dolphins compiled a 55-41 regular-season record and made the playoffs four times.

Brzezinski earned degrees from Nova Southeastern University in Fort Lauderdale, a Juris Doctorate in 1995 and a Bachelor of Science in education in 1992. In addition, Brzezinski is a member of the Florida Bar. Brzezinski and his wife, Leah, who has earned a doctoral degree in education, have 5 children: Ki, Grace, Jae, Anna and Rose. The Brzezinski family resides in Edina is very active in the community raising money and awareness for adoption-related causes.

STEVE LACROIX



VICE PRESIDENT OF SALES AND MARKETING & CHIEF MARKETING OFFICER

In his 12th season with the Vikings, Steve LaCroix serves as the team's Vice President of Sales and Marketing & Chief Marketing Officer. LaCroix oversees all aspects of Vikings-generated revenues, including corporate sales, sponsorships, media sales, ticket sales, suite sales and hospitality. He also leads the team's radio and television programming, web site, digital and social media initiatives, merchandise and e-commerce operations, community and special events, marketing partnerships, advertising, branding, promotions, fan relations and game day activities.

With the passage of stadium legislation in 2012, LaCroix will begin his newest challenge of also directing all sales, marketing and revenue-generating initiatives for the new stadium set to open in 2016 on the current site of Mall of America Field at the Metrodome. Until kickoff at the new stadium in fall of 2016, LaCroix and his staff will pursue naming rights, building partnerships and brand integration opportunities for the facility while also overseeing multiple new offerings related to season tickets, premium seating, club seats and suites located in the stadium. LaCroix and the Vikings will explore all avenues to ensure the new stadium is the premier fan experience for Vikings fans.

LaCroix has been involved in some historic moments for the Vikings organization over the years, including playing a major role in the franchise's 50th season in 2010. The 50th season campaign was highlighted with a weekend celebration event attended by 46 of the top 50 figures in team history followed by a Monday Night Football matchup against the Chicago Bears, the Vikings first outdoor home game in 29 years due to the unexpected collapse of the Metrodome roof.

In his Minnesota tenure, LaCroix has led a variety of additional new initiatives. The team has introduced a new, more modern design of the Vikings traditional uniforms. The club has brought radio and television broadcast rights in-house and started year-round weekly television and radio programming. The Vikings have had multiple full re-designs of vikings.com, opened Vikings Locker Room official retail stores across the Twin Cities and

constructed two club seating offerings (Touchdown Club and Legends Club) that created the first premium seat offered at Mall of America Field. Fans have been treated to the introduction of Viktor the Viking, the official team mascot, and the Skol Line drum line. Several new fans events, including Inside the Vikings, State of the Vikings and Vikings Fan Forums further connect the club with its fan base. Under LaCroix, the Vikings have continued their sellout streak at Mall of America Field, which dates back to 1998 and now consists of 144 consecutive sold-out games.

Also included in LaCroix's accomplishments is the launch of the Vikings Entertainment Network (VEN) in 2009. LaCroix helped take VEN to the next level with a first-class production studio that was unveiled during the 2010 season. Sports Authority Studios at Winter Park plays host to weekly TV and radio shows throughout the year and is the home for Vikings-exclusive content creation for vikings.com.

LaCroix has served on the NFL Club Business Working Group comprised of eight club executives to help shape strategies for implementing league and club initiatives. LaCroix has also served for several years on the Steering Committee of the National Sports Forum, the sports industry's leading annual conference.

LaCroix's charitable involvement includes serving as Treasurer of the Vikings Children's Fund, which has raised and distributed nearly \$10 million since 1978. LaCroix also serves on the Local Advisory Board of Clear Channel, as well as the Board of Directors, Executive Committees and Marketing Committee Chairs of Hunger Related Events/Taste of the NFL, a national hunger relief organization, and Summit Academy OIC, a Twin Cities non-profit vocational and educational training center.

Prior to joining the Vikings, LaCroix worked as the Director of Sponsorship Sales for Pacers Sports and Entertainment in Indianapolis, IN, from 1999-00. His main responsibilities included overseeing the corporate sales efforts for the National Basketball Association's Indiana Pacers, the WNBA's Indiana Fever and other sports and entertainment events held at Conesco Fieldhouse, for which he negotiated the naming

rights deal. Conoco Fieldhouse (recently renamed Bankers Life Fieldhouse) is widely considered one of the premier venues in the NBA and elevated the Pacers into the top third of the league in local revenue, despite being the NBA's fifth-smallest market. LaCroix's tenure with Pacers Sports & Entertainment began in 1991 as an intern in ticket sales.

LaCroix earned his bachelor's degree at the University of Iowa and his master's at Western Illinois University. Steve and his wife, Sue, who holds her bachelor's degree in nursing from the University of Iowa, have two children – Katie and Alex. The LaCroix family resides in Minnetonka.

STEVE POPPEN



VICE PRESIDENT OF FINANCE & CHIEF FINANCIAL OFFICER

Steve Poppen enters his 14th season with the Vikings in 2012, currently serving as Vice President of Finance & Chief Financial Officer. Poppen, who joined the Vikings in 1999, is responsible for all financial aspects of the team, including business planning, budgeting, day-to-day financial and administrative operations, human resources, information technology, facilities, and new stadium project financing.

Over the last several years, Poppen played a leadership role in the Vikings attempts to pass new stadium legislation, an exhaustive effort that culminated with Governor Mark Dayton signing the stadium bill into law on May 14, 2012. Moving forward, Poppen will lead the Vikings financing efforts for the new publicly-owned and operated stadium to be built in Downtown East Minneapolis. As part of the Vikings stadium team, he will work closely with the newly-formed Stadium Authority on the design and construction of the facility and will focus largely on the team's \$477 million private commitment to the project.

A native of Watertown, SD, Poppen spent eight years before joining the Vikings as a Certified Public Accountant in the business assurance group of PricewaterhouseCoopers LLP in Kansas City. In 2006, Poppen participated in the NFL-Stanford Program for Managers at the Stanford Graduate School of Business, a program developed by the NFL to promote growth of leaders within the League. Poppen helped engineer the dramatic renovations to Winter Park during the 2006 off-season that featured a total remake of the locker room and equipment facilities and an upgrade of the athletic training areas. In 2009, he joined the NFL's Green Committee to enhance environmental awareness

among clubs. Poppen has been key in the Vikings Planet Purple initiatives to operate the franchise in a more Earth-friendly way.

Poppen received his bachelor's degree in accounting from Evangel University in Springfield, MO, in 1991. An active member of his community, Poppen served on the board of Minnesota Teen Challenge, a faith-based drug and alcohol rehabilitation program for Minnesota adults and teens, from 2002-2012. Poppen sits on the Executive Committee of the Minneapolis Downtown Council board, an organization promoting business development in downtown Minneapolis, and he holds a position with the Minnesota State Fair Foundation board of directors, including serving as the chair of the Audit Committee. The State Fair Foundation was created to preserve and improve the historic Minnesota State Fair buildings and grounds and support State Fair educational, scientific and agricultural programs. Poppen also served on the Entertainment Subcommittee of the Downtown 2025 working group of Minneapolis civic and business leaders focused on a progressive future for downtown. Since the public rollout of the Downtown 2025 Plan, Poppen has been given a role on the group's Implementation Committee.

Poppen and his wife, Christy, who holds a bachelor's degree in elementary education from Evangel, have four children – Natalie, Andrew, Nathan and Avery. The Poppen family resides in Chanhassen.

GOPHERS, USC THE STANDARD IN PRODUCING PLAYERS

In the history of the Vikings franchise, a pair of schools have led the way in producing the most players to suit up for the team. Since the inception of the team, 29 University of Minnesota Golden Gophers have played for the Vikings, trailed closely by USC with 27. With a pair of USC rookies on the 2012 roster, the Trojans could close the gap and match the Gophers. Some of the Vikings early stalwarts were products of the UofM, including future Hall of Famer Carl Eller, who was taken in the 1964 Draft with the #6 overall choice by the Vikings. The 1964 draft class also yielded another building block of the great Vikings teams that excelled under Bud Grant, who earned his place in Gophers legend as a 3-sport star. The Vikings selected Bloomington, MN product Milt Sunde in the 20th round of the 1964 draft, the final player taken by the team (#271) that season. Sunde beat the odds from a 20th-round pick to become a key component of the Vikings lines. He went on to play in 146 games for the Vikings from 1964-74.

Not only have Minnesota, USC and Ohio State produced the most Vikings players, but they have also been among the best of the best on the field. Of the 13 players in the Vikings Ring of Honor, 5 have come from those schools- Eller (Minnesota) and Ron Yary (USC) join Jim Marshall (OSU), Corey Stringer (OSU) and Cris Carter (OSU).

SCHOOLS PRODUCING THE MOST VIKINGS:

- Minnesota (29)
- Southern California (27)
- Ohio State (20)



Doug Kingsriter is one of the 29 former Golden Gophers who have played for the Vikings.

KEVIN WARREN



VICE PRESIDENT OF LEGAL AFFAIRS & CHIEF ADMINISTRATIVE OFFICER

Kevin Warren has an extensive background in athletics and unique perspective in both law and business, which have been instrumental to the Wilf family ownership group for the entire 8 seasons of their stewardship of the Minnesota Vikings.

In 2012, Warren enters his 14th season in the NFL and his 8th season with the Vikings. Warren is the Vikings' Vice President of Legal Affairs & Chief Administrative Officer with responsibility for various day-to-day business, operational and administrative issues, legal affairs, strategic planning, human resources, special projects, while also serving as a member of the Vikings' internal stadium development deal team. Warren is the highest-ranking African-American executive working on the business side for a team in the NFL.

Prior to joining the Vikings, during 2003-05, Warren worked with the international law firm of Greenberg Traurig, which included working with the Wilf ownership group during their acquisition of the Vikings. Warren spent 2001-03 with the Detroit Lions as Senior Vice President of Business Operations & General Counsel. While working with the Lions, he was recognized by Crain's Detroit Business on their "40 Under 40" list, recognizing the top 40 Detroit business leaders under the age of 40. Prior to joining the Vikings' NFC North rivals in Detroit, Warren worked from 1997-2001 with the St. Louis Rams, including the Rams' Super Bowl XXXIV World Championship victory over the Tennessee Titans. During his tenure with St. Louis, Warren served as Vice President of Football Administration in 2001 after working as Vice President of Player Programs & Football Legal Counsel from 1997-2000.

Following his graduation from Notre Dame law school, Warren's first exposure to sports law came when he worked with current Southeastern Conference Commissioner Mike Slive and sports attorney Mike Glazier at a law firm specializing in representing universities charged with NCAA violations. Warren also later worked as a sports and entertainment attorney/agent, representing various professional athletes, entertainers and broadcasters as the founder of Kevin Warren and Associates.

Warren's involvement in athletics helped pave the way for his future career. As a freshman on the University of Pennsylvania basketball team, Warren was a member of the Quakers' Ivy League championship team in 1982. A native of Tempe, AZ, Warren enrolled at Grand Canyon University in Phoenix, where he earned his undergraduate degree. While at

Grand Canyon, he excelled both in the classroom and on the basketball court. Warren scored 1,118 points during his career at Grand Canyon and earned GTE/CoSida Academic All-America as a senior along with NAIA Academic All-America honors as both a junior and senior. In March 2012, Warren was inducted into the Grand Canyon University Athletics Hall of Fame, the 16th individual and only the 5th basketball player to earn the prestigious honor in the University's 63-year history.

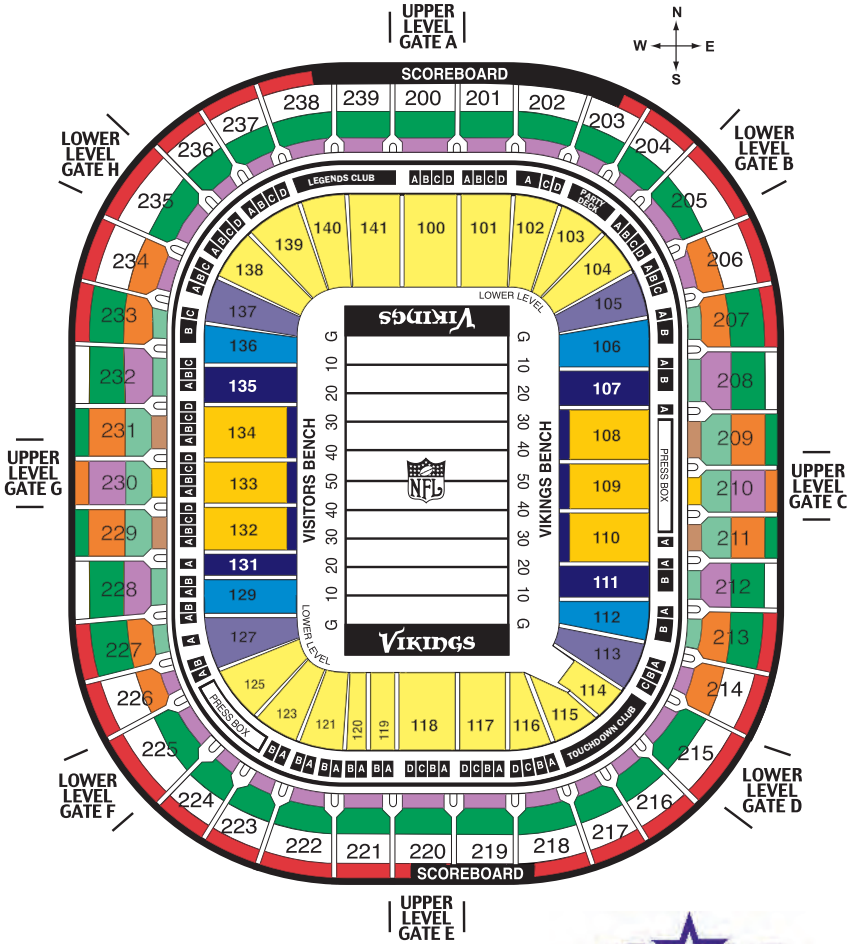
Warren earned his bachelor's degree in business administration from Grand Canyon University in 1986, his master's degree in business administration from Arizona State University in 1988, and his Juris Doctorate degree from the University of Notre Dame School of Law in 1990. Warren is licensed with the State Bar of Kansas, Michigan and Minnesota (House Counsel-Rule 10).

Several members of Warren's family have helped fuel his life-long passion for sports, including his father, the late Dr. Morrison Warren, Sr., who played professional football for the Brooklyn Dodgers in 1948 during the era of the All-American Football Conference, before the league was merged with the NFL. The senior Warren would go on to be the first African-American President of a major college bowl game when he was named President of the 1982 Fiesta Bowl. Warren's oldest brother, Morrison, Jr., was one of the first African-American scholarship athletes at Stanford, playing football for the Cardinal in the early 1960s, before a severe knee injury cut short his promising athletic career.

An active member of the Twin Cities community, Warren served on the United Way Board of Directors from 2007-10, has served on the Page Education Foundation Board of Directors since 2006, the University of Minnesota's Medical Foundation Board of Directors since 2010, and recently became a member of the Benilde-St. Margaret High School Board of Directors in the spring of 2012. Warren was recognized by Twin Cities Business Journal in 2006 as a Minority Business Leader, and he is a life member of the Fiesta Bowl Board of Directors. In the summer of 2012, Warren also became a member of the Notre Dame Law School Advisory Council.

Warren and his wife, Greta, who holds a bachelor's degree from Kansas State University, have a daughter, Peri, and a son, Powers. The Warren family resides in Chanhassen, MN.

MALL OF AMERICA FIELD AT HUBERT H. HUMPHREY METRODOME



SEASON TICKETS ARE AVAILABLE BY CALLING
612-33-VIKES OR LOGGING ON TO VIKINGS.COM





GET COVERAGE OF EVERY NFL GAME ON NFL MOBILE



LIVE NFL GAMES

ON THURSDAY, SUNDAY
AND MONDAY NIGHTS.

NFL REDZONE

EVERY TOUCHDOWN
FROM EVERY GAME ON
SUNDAY AFTERNOONS.

NFL NETWORK

WATCH FOOTBALL 24/7.
ALL DAY EVERY DAY.



CALL ****NFL** (**635) FROM YOUR VERIZON PHONE TO GET NFL MOBILE.

Airtime, message & data rates may apply for app download and use. Available on select smartphones. Subscription required for video content on all devices. Coverage not available everywhere. © 2012 Verizon.



2012 TEAM GUIDE



**SHOW YOUR
HORNS**

COACHES

LESLIE FRAZIER



HEAD COACH

COACHING EXPERIENCE: 25TH SEASON

NFL EXPERIENCE: 20TH SEASON (14 COACHING/6 PLAYING)

VIKINGS EXPERIENCE: 6TH SEASON, 2ND AS HEAD COACH

Leslie Frazier begins his 2nd full season as Head Coach of the Vikings in 2012 with a core of young talent in place and a team motivated for success. With the unique perspective of a Super Bowl winner as a player and coach, Frazier has a proven track record of success. His 1st title came as a starting CB with the 1985 Chicago Bears in Super Bowl XX. Frazier marks his 14th season as an NFL coach in 2012 and has another 11 years of collegiate coaching experience. In his 13 seasons as an NFL coach, Frazier has coached on 7 playoff teams and been a part of 6 division championships.

Entering 2012, the Vikings have added talent and improved the depth on the roster. The club selected T Matt Kalil with the #4 pick in the Draft and traded up to select S Harrison Smith at #29, giving the club a rare pair of 1st-rounders and took CB Josh Robinson with their 3rd-round choice. Kalil is the Vikings highest draft pick since Hall of Famer Chris Doleman at #4 in 1985 and the 2nd-highest offensive lineman drafted in team history behind Hall of Famer Ron Yary at #1 in 1968. Smith is only the 3rd DB selected in the 1st round in Vikings history. Key free agent pickups TE John Carlson and WR Jerome Simpson give the club more offensive firepower while DBs Chris Carr and Zack Bowman improve backfield competition.

Since taking over as Head Coach for the final 6 games of the 2011 season Frazier has had to contend with injuries to marquee players and a QB position that was in flux before 1st-rounder Christian Ponder took control of the job. The Vikings of 2011 flashed the talent that is in place on the roster but struggled with inconsistency and injuries during a 3-13 campaign. Individually, DE Jared Allen came close to NFL history with a 22.0-sack season, breaking the Vikings record and coming within reach of the NFL's single-season mark. Allen was recognized with an Associated Press 1st-Team All-Pro nod and a starter's job in the Pro Bowl. He was joined at the Pro Bowl by LB Chad Greenway, who marked the 3rd of the past 4 Vikings' 1st-round draft picks to earn Pro Bowl honors. Offensively, Percy Harvin showed his dynamic playmaking ability as he set Vikings records for rushing by a WR, returned his Vikings-record 4th career kickoff for a TD and set career-highs for receiving. Rookie TE Kyle Rudolph earned All-Rookie with his 3 TDs in the 2nd half of the season and gave a glimpse into the future with his receiving skill.

Frazier notched a 3-3 record on an interim basis, including winning his opening contest at Washington and an upset win over eventual NFC East champion Philadelphia on the road. His steady and consistent personality and coaching style helped the Vikings prepare weekly under unprecedented circumstances in a harrowing three-week span. The team endured the collapse of the roof on their home stadium, forcing the club to play consecutive "home" games at Detroit's Ford Field against the NY Giants and at TCF Bank Stadium on the campus of the University of Minnesota against the Chicago Bears. Following the chaotic two weeks, the team experienced a two-day weather delay of a Sunday Night Football game at Philadelphia to Tuesday night, turning a routine road trip into a three-night extended stay.

The Vikings 2010 defense ended the season ranked #8 in the NFL, the 3rd straight season the Vikings ranked in the top

10 in total defense for the first time since 1992-94. The Vikings defense scored touchdowns on turnovers in the final 2 games of the season on a fumble return and interception return. Allen led the team with 11.0 sacks and anchored a defensive line that allowed only 10 rushing TDs. Allen also tied a team record with a pair of interceptions by a defensive lineman in a season. Offensively, the Vikings were stifled by injuries and started 3 QBs and centers during the season. The running game continued to excel as Pro Bowler Adrian Peterson notched 1,298 yards and 12 TDs. Peterson's 1,298 yards rank as the 5th-best total in team history and gives him 4 of the top 5 yardage totals in Vikings history in his 4 seasons. Peterson's 12 rushing TDs ranked tied for 4th in the NFL and he tied the Vikings career rushing TDs record with 52 in only 4 seasons. The team was forced through injuries to turn to rookie QB Joe Webb to start the final 2 games of the season, winning his debut at Philadelphia.

Frazier's defense led the NFL in 2009 with 48.0 sacks and the team ranks 5th in the NFL with 162.0 sacks from 2007-10. The Vikings defense ranked #6 in the NFL in 2009, the 2nd straight season ranked #6 in total defense. The mark was the 1st time since 1993-94 the team ranked in the NFL's top 10 in consecutive seasons.

As Defensive Coordinator, Frazier has also helped his players achieve at a high level and has had 4 players earn 5 NFC Defensive Player of the Week honors in the past 4 seasons. Frazier has also had 6 players (Allen, E.J. Henderson, Darren Sharper, Kevin Williams, Pat Williams and Antoine Winfield) earn a total of 13 Pro Bowl berths.

The 2009 Vikings used a dynamic front line to continue their tradition of stopping the run and put pressure on opposing QBs. The unit ranked #2 in the NFL against the run after leading the league for the previous 3 seasons. The Vikings tied for the

FOUNDATION FOR THE FUTURE

The Vikings featured some strong individual performances during 2011 that give promise for a bright future. Jared Allen broke the Vikings single-season sack mark and nearly broke the NFL record with 22.0 and was a consensus All-Pro. Rookie QB Christian Ponder took over starting duties for the final 10 games and flashed ability with his arm and legs. Adrian Peterson was held just shy of a 5th straight 1,000-yard rushing season in only 12 games played. Percy Harvin ranked 6th in the NFL with 87 receptions and scored his 4th career KO return TD and LB Chad Greenway led the team in tackles for the 4th straight season en route to his 1st career Pro Bowl berth.

Pro Bowl Berths by Current Vikings

Player, Position	Pro Bowl Seasons
Kevin Williams, DT, 6	2004, '06, '07, '08, '09, '10
*Adrian Peterson, RB, 4	2007, '08, '09, '10
Jared Allen, DE, 4	2007, '08, '09, '11
Antoine Winfield, CB, 3	2008, '09, '11
*Percy Harvin, WR/KR, 1	2009
Chad Greenway, LB, 1	2011

*Named NFL Offensive Rookie of the Year

KICKOFF
EXECUTIVES
STAFF
COACHES
PLAYERS
ROOKIES
2011 SEASON
RECORDS
PLAYOFF RECORDS
HISTORY
EXTRA POINTS

NFL lead by allowing only 5 rushing TDs. The NFL-best 48 sacks posted by the Vikings was the 5th-most in team history and Allen led the way with 14.5. Allen and DT Kevin Williams were both recognized as Associated Press 1st Team All-Pros and were named to the Pro Bowl along with Winfield.

Frazier's 2008 defensive unit ranked #6 overall in the NFL and #1 in the league against the run, making the Vikings the 1st squad since the 1970 AFL/NFL merger to lead the league in rushing defense for 3 straight seasons. The Vikings #6 rank in total defense was the highest since the 1994 season. Of the teams ranked in the top 6 in the NFL, the other 5 had ranked in the NFL's top 10 in 2007 while the Vikings were #20 in 2007, making a 14-position improvement in 2008. The 2008 Vikings defense featured 4 players earning Pro Bowl berths, including 3 defensive linemen with Allen, DTs Kevin Williams and Pat Williams and rounded out with 10th-year CB Winfield earning his 1st Pro Bowl honors. The Vikings dominant line showed prowess as pass rushers as well as against the run. Allen tied for 5th in the NFL with 14.5 sacks and the team total of 45 ranked 4th in the NFL. The Vikings ranked 3rd in the NFL in 2008 by allowing only a 33.5% conversion rate on 3rd down and were 5th in the NFL by allowing 15.8 offensive points per game.

The 2008 Vikings had to overcome the season-ending injury to emerging star E.J. Henderson at MLB in the 4th game and did not have the services of priority free agent signee Madiue Williams at FS until the 9th game of the year as he recovered from preseason injury. The club lost its top nickel back, Charles Gordon, for the 2nd half of the season and 3-time Pro Bowl DT anchor Pat Williams was sidelined the final 2 regular season games and Wild Card playoffs with a shoulder injury. The depth of the roster and the preparation of the coaching staff kept the team on track despite those setbacks.

In his debut season with the Vikings in 2007, the team maintained its dominance against the run, posting the #1 rush defense in the NFL and allowed a mere 3.1 yards per carry. The anchors of the Vikings defense, DTs Kevin Williams and Pat Williams, were joined by Sharper as Pro Bowl honorees, the most defensive Vikings to earn trips to Hawaii since 1992.

Frazier's defense was opportunistic, scoring on 6 interception returns to tie a Vikings record and added a pair of TDs on fumble recoveries. The Vikings' 6 scores by interception return ranks tied for 5th-most in a season in NFL history. The team scored on 3 interceptions in a key road game against the NY Giants to set a team record against the eventual Super Bowl XLII champions. The Vikings tied for 3rd in the NFL in 2007 by allowing only 7 rushing TDs and were 5th in the NFC in total offensive points allowed, an average of 17.8 points per game.

The Vikings defense responded to new faces and new positions with impressive performances in 2007. The team was led in tackles by Henderson's career-high 155 tackles in his 1st season playing MLB since 2004. Henderson added a career-best 4.5 sacks and led the team with a career-best 14 tackles for loss while earning Pro Bowl alternate honors and garnering All-Pro votes. The Vikings LBs entered 2007 with only SLB Ben Leber playing his same position from the previous year. One of the most impressive individual performances came from 2nd-year WLB Greenway, who missed his 2006 rookie season with a knee injury but came back in 2007 to rank 2nd on the team with 130 tackles, lead the NFL with 4 fumble recoveries and have a pair of interceptions, including scoring his 1st career TD.

The 2007 Vikings rush defense was the envy of the NFL, allowing 74.1 yards per game on the ground and allowed only 1 opponent RB to break the 100-yard mark.

Frazier came to Minnesota after coaching DBs with Indianapolis and serving as Special Assistant to Head Coach Tony Dungy for 2 seasons. The 2006 Colts defense clamped down on opponents throughout the playoff run that brought the franchise its 1st Super Bowl title since 1970. The team notched 7 in-

terceptions, 8 sacks and took away 6 fumbles. The Indy defense allowed only 2 second-half TDs in the 4 post-season games and held the Bears out of the end zone for the final 3 quarters of Super Bowl XLI en route to the win.

In his 1st season with Indianapolis in 2005, Frazier helped 5 Bob Sanders earn a berth in the Pro Bowl in his 1st season as a full-time starter and became the 1st Colts DB to play in the game since 1971. The Colts ranked 11th in the NFL in total defense after ranking 29th overall in 2004 and improved in yards allowed per game from 370.6 per game to 307.1.

Prior to his tenure with Indianapolis, Frazier served as defensive coordinator with Cincinnati in 2003 and '04 where he helped the Bengals go .500 in consecutive seasons for the 1st time in 12 seasons. Frazier's NFL coaching debut came from 1999-2002 with Philadelphia where he worked with the Eagles DBs. Frazier helped CB Troy Vincent earn 4 Pro Bowl berths, 5 Brian Dawkins went to the game 3 times and Bobby Taylor appear in the all-star game once. The trio all earned Pro Bowl recognition in 2002. Frazier was part of an impressive program-building project in Philadelphia that saw the team improve from a 5-11 record in 1999 to 11-5 in 2000, 11-5 in 2001 and 12-4 in 2002. The team advanced to the playoffs in each of Frazier's final 3 seasons with the Eagles, including winning the NFC East in 2001 and '02 and advancing to the NFC Championship game in both seasons.

Frazier had spent 11 seasons coaching at the collegiate level before returning to the NFL. In 1997 and '98 he worked with the DBs at Illinois on Ron Turner's staff, who Frazier would face 10 seasons later in the Super Bowl. The staff was part of an impressive rebuilding project with the Illini.

Building programs was not unusual for Frazier before going to Illinois and the Eagles. He started the Trinity College football program from the ground up as the school started a football team with Frazier as head coach in 1988. Frazier turned the team into a winner, claiming Northern Illinois Intercollegiate Conference titles twice. The school, now known as Trinity International University, named the football field in Frazier's honor in 1997 in tribute to his impact on the campus.

As a player, Frazier was part of the legendary Chicago Bears defense that keyed the Super Bowl XX win over New England. He was a starter at CB on the 1985 Super Bowl team and played for the Bears from 1981-86. He led Chicago in interceptions in 1983, '84 and '85 but his career was cut short by a severe knee injury suffered in the Super Bowl. During his career he had 20 INTs in 65 games and returned a pair for TDs. Frazier was an All-America DB and baseball standout at Alcorn State University. In 2007, Frazier was inducted into the SWAC Hall of Fame.

Frazier was born (4/3/59) in Columbus, MS and attended Columbus High. Frazier and wife, Gale, have 3 children- Kieron, Chantel and Corey, who plays DB at Rice. He holds a degree in business administration and was active in Fellowship of Christian Athletes throughout his playing career. Frazier works closely with All-Pro Dad, an organization that stresses fathers taking an active role and putting family first. Frazier took part in the NFL-USO tour to visit troops in the Middle East,

FRAZIER'S BACKGROUND

Player

1977-80 Alcorn State // DB

1981-86 Chicago Bears // CB

Coach

1988-96 Trinity College

1997-98 Illinois

1999-2002 Philadelphia Eagles

2003-04 Cincinnati Bengals

2005-06 Indianapolis Colts

2007- Minnesota Vikings



Leslie Frazier places an emphasis on his players being active and engaged members of the community and leads by example, helping Minneapolis Mayor R.T. Rybak during the Vikings annual Playground Build in 2012. Frazier has achieved a rare feat during his lifetime in football, winning Super Bowl XX as a player with Chicago and Super Bowl XLI as a coach with Indianapolis.

FRAZIER'S NFL PLAYING AND COACHING CAREER, YEAR-BY-YEAR

Year	Team	Regular Season		
		W	L	
1981	Chicago Bears (player)	6	10	NFC Central 5th place
1982	Chicago Bears (player)	3	6	
1983	Chicago Bears (player)	8	8	NFC Central 3rd place
1984	Chicago Bears (player)	10	6	advanced to NFC Championship, NFC Central Champions
1985	Chicago Bears (player)	15	1	Super Bowl XX Champions, NFC Central Champions
1986	Chicago Bears (player/IR)	14	2	advanced to NFC Divisional round, NFC Central Champions
1999	Philadelphia Eagles	5	11	
2000	Philadelphia Eagles	11	5	advanced to NFC Divisional Round, NFC East runner-up
2001	Philadelphia Eagles	11	5	advanced to NFC Championship Game, NFC East Champions
2002	Philadelphia Eagles	12	4	advanced to NFC Championship Game, NFC East Champions
2003	Cincinnati Bengals	8	8	AFC North runner-up
2004	Cincinnati Bengals	8	8	AFC North 3rd place
2005	Indianapolis Colts	14	2	advanced to AFC Divisional Round, AFC South Champions
2006	Indianapolis Colts	12	4	Super Bowl XLI champions, AFC South Champions
2007	Minnesota Vikings	8	8	NFC North runner-Up
2008	Minnesota Vikings	10	6	advanced to NFC Divisional Round, NFC North Champions
2009	Minnesota Vikings	12	4	advanced to NFC Championship Game, NFC North Champions
2010	Minnesota Vikings*	6	10	NFC North 4th place *Frazier 3-3 as Interim Head Coach
2011	Minnesota Vikings	3	13	NFC North 4th place

CLIMBING THE COACHING LADDER



2007-Present Minnesota Vikings

Frazier joined the Vikings in 2007 as the defensive coordinator. He led a defense that ranked in the top-10 in the NFL for three straight years ('08-10). Frazier took over as interim head coach for the final six games of 2010 and led the team to a 3-3 record. He was officially named the franchise's 8th head coach on January 3, 2011. In his 1st season at the helm, Jared Allen led the NFL and set a team record with 22.0 sacks while Adrian Peterson was stopped just shy of another 1,000 yard rushing season and rookie QB Christian Ponder took the reins.



2005-06 Indianapolis Colts

Serving as a Special Assistant to Head Coach Tony Dungy and coaching DBs, Frazier helped lead the Colts to the franchise's first Super Bowl title since 1970 with a win in Super Bowl XLI following the 2006 regular season. The team forced 13 turnovers in the 2006 postseason and allowed only 2 second-half TDs during their Super Bowl run. He coached S Bob Sanders to a Pro Bowl berth in 2005 in his first season as a full-time starter.



2003-04 Cincinnati Bengals

In his first opportunity as an NFL Defensive Coordinator, Frazier helped the Bengals go .500 in consecutive seasons for the first time in 12 years, coming off a 2-14 campaign in 2002.



1999-2002 Philadelphia Eagles

Frazier's NFL coaching debut came with the Philadelphia Eagles where he worked with the DBs. In four years with the Eagles, he coached CB Troy Vincent, S Brian Dawkins and CB Bobby Taylor to a total of 8 Pro Bowl berths, including all three earning a berth in 2002. The team advanced to the postseason in his final three years on staff and made two appearances in the NFC Championship Game.



1997-98 University of Illinois

As a part of Ron Turner's staff at Illinois, Frazier coached the defensive backs for two seasons. He was a part of a rebuilding process that included taking a team that was 0-11 in 1997 to put the pieces in place for the squad to win a bowl game following the 1999 campaign. Frazier would go on to face off against Turner in Super Bowl XLI while Turner was the Offensive Coordinator for the Chicago Bears and Frazier was with the Indianapolis Colts.



1988-96 Trinity College

Frazier began his coaching career at Trinity College, building the program from the ground up as the school started its football team in 1988. Trinity won two conference titles in his nine seasons as head coach. The school named the football field for him in 1997 in tribute to his impact on campus.

BILL MUSGRAVE



OFFENSIVE COORDINATOR
COACHING EXPERIENCE: 16TH SEASON
NFL EXPERIENCE: 20TH SEASON (14 COACHING/6 PLAYING)
VIKINGS EXPERIENCE: 2ND SEASON

Bill Musgrave enters his 2nd season as Offensive Coordinator of the Vikings in 2012 and 20th NFL campaign overall as both a player and coach.

The 2011 Vikings offense tallied 75 rushes of 10+ yards, keeping defenses off balance through creative personnel packages. WR Percy Harvin's role in the offense was greatly enhanced as the 3rd-year player set a career-high with 87 receptions, the 6th-most in the NFL for the season and 4th-most among WRs. Harvin set a Vikings record with 52 carries for 345 yards and 2 TDs on the ground, ranking among the NFL's all-time leaders for rushing by a WR.

The Vikings moved 1st-round draft pick Christian Ponder into the starting lineup for the final 10 games of the 2011 season and he immediately found a connection with fellow rookie TE Kyle Rudolph, who tied for 2nd on the club in TD catches and earned a spot on the Pro Football Weekly All-Rookie team. Ponder showed promise for the future by leading the NFL in red zone passing with a 114.3 passer rating and ranked among NFL leaders in 3rd-down accuracy. The Vikings turned to RB Toby Gerhart while Adrian Peterson recovered from injuries late in the season and the bruising back responded with his 1st career 100-yard day at Washington and rumbled for the Vikings longest run of the season with a 67-yarder in the game. The Vikings ground attack ranked #2 in yards per attempt in the NFL and #4 in the NFL in total yards rushing per game.

A former NFL signal-caller himself, Musgrave was a backup to Joe Montana and Steve Young in San Francisco from 1991-94, working under coaches Mike Holmgren, Mike Shanahan and Gary Kubiak. Musgrave was a member of the 49ers club that won Super Bowl XXIX over San Diego following the 1994 season. He played from 1995-96 with Denver where he backed up John Elway when Shanahan took over the reins as Broncos head coach. Musgrave was originally drafted in the 4th round by Dallas in 1991.

During Musgrave's coaching tenure with Atlanta from 2006-10, he helped mold the Falcons offense, highlighted by an impressive 2010 season, leading the way for a 13-3 regular season mark. QB Matt Ryan had a career-best 28 TDs, 91.0 passer rating, 3,705 yards and helped WR Roddy White lead the NFL with 115 catches and rank 2nd in the NFL with 1,389 yards. Ryan earned a Pro Bowl berth in 2010 and headed a group of 4 other Falcons offensive skill position players who were recognized as Pro Bowlers- White, RB Michael Turner, FB Ovie Mughelli and TE Tony Gonzalez.

Prior to coaching in Atlanta, Musgrave worked with the Redskins QBs in 2005 and tutored veteran Mark Brunell to a career-best 23 TD passes, helping Washington earn a playoff berth and road victory over NFC South Champion Tampa Bay. Musgrave worked with Jacksonville in 2003-04, serving as offensive coordinator as Fred Taylor broke the franchise rushing record with 1,572 yards on the ground in 2003 and followed in 2004 with 1,224 yards.

During the 1999 and 2000 campaigns, Musgrave worked with the QBs in Carolina and also served as offensive coordina-

tor in 2000 under George Seifert. In 1999, Panthers QB Steve Beuerlein had a career-year, throwing for 36 TDs and 4,436 yards to finish with a passer rating of 94.6 and a Pro Bowl nod. The 1999 Carolina offense ranked 2nd in the NFL in passing and 4th in scoring. Musgrave's first NFL coaching experience came at Oakland in 1997 when Al Davis hired him to coach the Raider QBs. Oakland starter Jeff George led the AFC that season with 29 TDs. The next season in Philadelphia in 1998, Musgrave served as offensive coordinator for the final 10 games of the season.

A 4-year starter at QB for Oregon from 1987-90, Musgrave was a 3-year team captain for the Ducks and led the team to consecutive bowl bids in 1989 and 1990. He established 15 school passing records and posted a 25-10 record as a starter. His 60 TD passes and 8,000+ passing yards made him the 2nd Pac-10 player behind John Elway to eclipse those numbers. After throwing for 382 yards and earning Anaheim Freedom Bowl MVP in 1990, Musgrave was selected to play in 3 post-season all-star games- the Japan Bowl, Hula Bowl and East-West Shrine Game in Palo Alto, CA. He was awarded the Joe Roth Memorial Outstanding Player Award after leading the West Squad to victory in the Japan Bowl. Musgrave was elected to the University of Oregon's Athletics Hall of Fame in 2000.

A native of Grand Junction, CO, Musgrave was named Colorado High School Athlete of the Year for 1985-86 as well as being the recipient of the Denver Post's Gold Helmet Award as the prep football player of the year. He was inducted into the state of Colorado Sports Hall of Fame in 1995. Musgrave and wife, Neely, have 4 children.

MUSGRAVE'S BACKGROUND

Player
 1987-90..... Oregon // QB
 1991-94 San Francisco // QB
 1995-96..... Denver // QB

Coach
 1997 Oakland Raiders
 1998 Philadelphia Eagles
 1999-2000 Carolina Panthers
 2001-02 Virginia
 2003-04..... Jacksonville Jaguars
 2005 Washington Redskins
 2006-10 Atlanta Falcons
 2011- Minnesota Vikings

KICKOFF
 EXECUTIVES
 STAFF
 COACHES
 PLAYERS
 ROOKIES
 2011 SEASON
 RECORDS
 PLAYOFF RECORDS
 HISTORY
 EXTRA POINTS

MIKE PRIEFER



SPECIAL TEAMS COORDINATOR
COACHING EXPERIENCE: 19TH SEASON
NFL EXPERIENCE: 11TH SEASON
VIKINGS EXPERIENCE: 2ND SEASON

Mike Priefer begins his 2nd year with the Vikings organization as the Special Teams Coordinator. The 11-year NFL coaching veteran has held the same title with the Denver Broncos and Kansas City Chiefs in years past.

Priefer's special teams units are known for creating big-play opportunities. Since entering the League, Priefer has seen his units account for 13 scores (6 KOR, 4 PR, 1 blocked punt, 1 botched FG and 1 safety). He has also seen his squads block 15 kicks (7 punts, 6 FGs, 2 PATs) since 2002.

Since joining the NFL, Priefer has helped David Tyree (ST) and Chris Hanson (P) earn Pro Bowl nods. Priefer went to the playoffs with the Giants in 2005 (NFC East Champions) and in 2006 with Kansas City (Wild Card).

Priefer could not have asked for a better start to the 2011 season, his 1st in Minnesota. Percy Harvin took the opening kickoff, Week 1 at San Diego, 103 yards for a TD, the 1st opening kickoff returned for a TD in Vikings history. Harvin later made NFL history in Week 12 at Atlanta when he returned a kickoff 104 yards before being stopped at the 3-yard line. It was the longest non-scoring play in League history. Harvin now owns 5 of the 11 longest KO returns in Vikings history in 3 short seasons of play. The Vikings set a team record in 2011 with a 26.9 average on KORs, good for 2nd in the NFL. The special teams unit also tied for 1st in the League with 4 kick returns of 50+ yards, returns made by 3 different players- Harvin, Marcus Sherels and Lorenzo Booker. Leading the way for the Vikings on special teams coverage was Eric Frampton, who led the team with 22 tackles and was voted Special Teams MVP by his teammates. Priefer played a big part in the development of 2nd-year player Everson Griffen, who finished 2nd on the team with 18 stops. Punter Chris Kluge had a solid 2011 season, posting a 45.7 yard gross average and a 38.0 yard net average. Of his 77 punts in 2011, only 3 were touchbacks. Ryan Longwell made 2 FGs (11 total) of 50+ yards, extending his lead for the most career 50+ FGs in Vikings history.

During the 2010 season Priefer had 3 players rank in the Top 10 in each of their respective categories. Eddie Royal was 6th in the NFL with an 11.9 punt return average. Rookie Eric Decker was 10th in KOR average at 25.3 per return. Kicker Matt Prater was tied for 6th in TBs with 20.

In his 1st year as the Broncos' special teams coordinator in 2009, Priefer led a unit that placed 3rd in the league in average opponent drive start after kickoffs (22.9-yard line) and featured 2 AFC Special Teams Player of the Month winners (K Matt Prater and WR Eddie Royal).

Royal in 2009 became only the 11th player in NFL history to have both a kickoff and punt return for a TD in the same game (at San Diego, 10/19/09) while placing 7th in the league in punt return average (11.2 yds.). Prater finished the year making 19 of his final 20 FG attempts and tied for the 3rd-most FGs for a season in club history (30).

Before joining the Broncos, Priefer coordinated Kansas City's special teams from 2006-08 following stints as an assistant special teams coach with the New York Giants (2003-05) and Jacksonville Jaguars (2002). His coaching career began at his

alma mater, the U.S. Naval Academy, as a graduate assistant in 1994, and he owns 18 years of coaching experience at the professional and collegiate levels.

During his 3 seasons as the Chiefs' special teams coach from 2006-08, Priefer helped punter Dustin Colquitt register the 3rd-best net punting average (39.2 yds.) and the 6th-best gross average (44.8 yds.) in the NFL for that period. Colquitt's net averages for each of his 3 seasons under Priefer rank as the top-3 single-season performances in Chiefs history.

Kansas City also placed 5th in the AFC in opponent PR average (8.2 yds.) in Priefer's 3 seasons and blocked a total of 4 kicks (3 punts, 1 FG) during that period.

In 2008, Colquitt ranked 7th in the NFL in net average (39.2 yds.) under Priefer's guidance with the Chiefs, who also scored a TD that year on a botched opponent fake FG attempt. Priefer's kickoff coverage unit was one of the league's best a year earlier with Kansas City finishing the 2007 season 5th in the NFL in opponent average drive start after kickoffs (26.1-yd. line).

During Priefer's 1st year with the Chiefs in 2006, Colquitt set a franchise season record with a 39.3-yard net average that led the NFL. Priefer's special teams also tied for the NFL lead with 2 blocked punts, including 1 returned for a TD, and accounted for 1 PR TD (Dante Hall, 60 yds.).

As assistant special teams coach for the Giants from 2003-05, Priefer coached a unit that had the 6th-best KOR average (22.9 yds.) in the NFL while tying for 3rd in the league with 3 KOR TDs and adding 1 PR TD during that period. The Giants blocked 7 kicks (3 punts, 3 FGs and 1 PAT) with Priefer on staff, and the coach worked with David Tyree during the 2005 season when the WR earned Pro Bowl honors for his play on special teams coverage units.

The Giants' special teams in 2005 placed 2nd in the NFL in the comprehensive rankings compiled by Rick Gosselin of The Dallas Morning News. Priefer worked with a unit that year that included a Pro Bowler (Tyree) and the league's top-scoring kicker (Jay Feely - 148 pts.) while ranking 4th in the league in average starting position after kickoffs (30.7-yard line).

In 2003, Priefer helped the Giants tie for 2nd in the NFL with 4 blocked kicks (2 punts, 1 FG, 1 PAT) during that campaign.

Priefer entered the NFL coaching ranks with the Jaguars in 2002 as their assistant special teams coach. That season, punter Chris Hanson earned the 1st Pro Bowl selection of his career after leading the AFC in both gross (44.2 yds.) and net (37.6 yds.) average. Jacksonville also posted 1 PR TD (Bobby Shaw, 69 yds.) and 2 blocked kicks (1 punt, 1 FG).

From 1994-2001, Priefer coached special teams at the collegiate level, working for Navy (1994-96), Youngstown State (1997-98), Virginia Military Institute (1999) and Northern Illinois (2000-01).

Priefer's instruction at Northern Illinois helped WR Justin McCareins earn MAC Special Teams Player of the Year honors. In addition to assisting the Huskies' special teams, Priefer coached DTs during his 2 seasons at NIU.

He spent a season at VMI in 1999, coaching its special teams and inside LBs, after a 2-year stint at Youngstown State under

Head Coach Jim Tressel. He worked with the special teams, tackles and tight ends at Youngstown State and was part of its Division I-AA National Championship squad in 1997.

Priefer began his coaching career as a graduate assistant at Navy in 1994, instructing its special teams that season before coaching its LBs and defensive line from 1995-96. He also coached special teams and served as defensive coordinator for Navy's junior varsity team from 1995-96.

A QB and WR on Navy's junior varsity and lightweight teams from 1985-88, Priefer flew helicopters as a Naval officer for 6 years (1989-94) after his graduation. His work included tours of duty on the USS America in the Persian Gulf and the Mediterranean Sea.


Priefer owns a bachelor's degree from Navy and received a master's degree from the University of Maryland in 1997. His father, Chuck, was a long-time coach who worked in the NFL (Detroit, Green Bay and San Diego) for 17 seasons and coached at the collegiate level for 12 years.

Priefer was born in Cleveland and moved frequently as a coach's son, graduating from high school in Green Bay. He is married to Debbie, and the couple has four children: Samantha, Michael Jr., Wilson and Katie.

PRIEFER'S BACKGROUND

- Coach**
 1994-96..... U.S. Naval Academy
 1997-98..... Youngstown State
 1999..... Virginia Military Institute
 2000-01..... Northern Illinois
 2002..... Jacksonville Jaguars
 2003-05..... New York Giants
 2006-08..... Kansas City Chiefs
 2009-10..... Denver Broncos
 2011-..... Minnesota Vikings

ALAN WILLIAMS



DEFENSIVE COORDINATOR
COACHING EXPERIENCE: 21ST SEASON
NFL EXPERIENCE: 12TH SEASON
VIKINGS EXPERIENCE: 1ST SEASON

A strong background teaching defensive play and a winning pedigree give Alan Williams a foundation for taking the Vikings defense back to the top of its game as he assumes the Defensive Coordinator duties for Minnesota in 2012. In Williams' previous 11 NFL seasons, he was part of 10 straight playoff teams, 7 Division champions and advanced to Super Bowl XLI and XLIV.

Williams enters his 12th season of NFL coaching in 2012 and is reunited with a former colleague as his new boss. Williams and Leslie Frazier served on the Indianapolis staff in 2005-06, working with the defensive backs. The duo reached the pinnacle following the 2006 season when the Colts won Super Bowl XLI over Chicago. Williams got his first taste of NFL coaching in 2001 with Tampa Bay as part of Tony Dungy's staff, who he followed to Indianapolis the following season.

In Williams' decade working with the Colts DBs, the club ranked in the top 6 in NFL passing defense 5 times and finished out of the top 15 only once. During Williams' tenure with Indianapolis he coached a pair of players, Antoine Bethea (2007, '09) and Bob Sanders (2005, '07), who each twice earned Pro Bowl honors. Sanders became the 1st Colts player to earn AP Defensive Player of the Year honors in 2007. In 2009 Colts CB Jacob Lacey earned All-Rookie honors after starting 9 games and grabbing 3 INTs, including a TD return.

The Colts' playoff success was in part due in part to the defense snaring interceptions at record rate. In the 9 straight Colts playoff appearances from 2002-10 the team snared 18 INTs, 2nd in the NFL over that span to only New England's 22. In regular season play in the same 9 seasons the Colts grabbed 140 INTs and scored 14 times on INT returns. From 2002-10 the Colts allowed the fewest TD passes in the NFL (159), the fewest pass completions of 25+ yards (159) and the 3rd-fewest passing yards (29,993), an average of 208 yards per game and 1.1 passing TDs per game in that span. From 2002-10 the Colts allowed 20+ TD passes only 2 times and had 10+ INTs each year.

The 2008 Colts set an NFL mark by allowing only 6 TD passes, the lowest number allowed in a 16-game season. The 2007 Colts ranked #3 in NFL total defense and #2 in passing defense while grabbing 22 INTs on the season, tied for the 2nd-most in the NFL on the season. The 2007 unit led the NFL in scoring

defense, allowing 228 offensive points (14.3 points per game) and yielded 279.7 yards per game. During the Colts 2006 run to the Super Bowl XLI title the defense played at a high level. In the 4 postseason games the Indy defense snared 7 INTs and allowed only 2 second-half TDs in the playoffs, including holding Chicago out of the end zone for the final 3 quarters of the Super Bowl. The Colts DBs sealed the title when Kelvin Hayden returned an INT 56 yards early in the 4th quarter to break open a 22-17 game and provide the final margin in the 29-17 Colts win.

Williams got his break as an NFL coach in 2001 with Tampa Bay under head coach Tony Dungy where he joined a defensive staff that included Monte Kiffin and Mike Tomlin along with John Lynch, Ronde Barber and Donnie Abraham in the backfield. The Bucs went 9-7 and advanced to the NFC Wild Card playoffs.

Williams grew to pursue football as a career during 9 seasons as a player and coach at William & Mary. He was a stand-out RB from 1988-91, ending his career with over 2,500 yards of total offense and set a school record with 4 TDs in playoff action against Massachusetts. After graduation from the College in 1992 he coached prep football and track at Norview High in his home town of Norfolk, VA from 1992-95 before returning to his alma mater. From 1996-2000, the opening 2 seasons as RBs coach and the final 3 as DBs coach from 1998-2000.

Williams and wife, Lisa, have 3 sons- Christian, Solomon and Nathan.

WILLIAMS' BACKGROUND

- Player**
 1988-91..... William & Mary // RB
Coach
 1992-95..... Norview (VA) High School
 1996-2000..... William & Mary
 2001..... Tampa Bay Buccaneers
 2002-11..... Indianapolis Colts
 2012-..... Minnesota Vikings

BRENDAN DALY



DEFENSIVE LINE
COACHING EXPERIENCE: 16TH SEASON
NFL EXPERIENCE: 7TH SEASON
VIKINGS EXPERIENCE: 4TH SEASON

Returning to Minnesota for his 2nd coaching stint with the club, Brendan Daly takes over the defensive line duties for Vikings. Daly got his 1st NFL experience as an assistant with the defensive line from 2006-08 before moving to St. Louis as the Rams line coach.

During his tenure with St. Louis, Daly helped former 1st-round pick Chris Long fulfill his potential with a career-best 13.0-sack performance in 2011, ending the season ranked 7th in the NFL and ranked 4th among fellow DEs. Long was named a Pro Bowl alternate for 2011 and keyed a Rams defense that notched 82 sacks in 2010-11, the 6th-most in the NFL in that 2-season span. Long's 13.0-sack season in 2011 marked the 2nd straight season a Rams DE notched double-digit sacks, joining James Hall's 10.5 in 2010. Long's breakout 2011 came after he had 17.5 career sacks in his opening 3 seasons with the Rams.

The 2010 Rams notched 43 sacks as a team, the 7th-most in the NFL for the season. The defensive line got production and leadership from Hall's 10.5 sacks and added 11-year NFL vet Fred Robbins at DT where he garnered a career-best 6.0 sacks. Long's 8.5 sacks in 2011 was his career-best at the time after notching 9.0 sacks in his opening 2 seasons in 2008-09.

Daly started his NFL career on the Vikings staff from 2006-08 where he helped the Vikings defensive line build on their reputation as a run-stuffing juggernaut. The Vikings line featured DTs Pat Williams and Kevin Williams each making Pro Bowl appearances in each of the 3 seasons and Jared Allen earned a spot in the Pro Bowl in his 1st season with the team

after being acquired in a trade with Kansas City in 2008.

Daly worked in the college ranks as the defensive line coach at Villanova in 2005 and TEs coach at Illinois State in 2004. From 2001-03 Daly was on the staff at Oklahoma State when Vikings All-Pro Kevin Williams played for the Cowboys and helped the squad earn bowl berths twice. Daly got his coaching start at Ridgewood High in New Port Richey, FL in 1997 before moving on to Drake in 1998 coaching TEs, at Villanova in 1999 and as a graduate assistant at Maryland in 2000.

A TE at Drake as a player, Daly earned his bachelor's degree in history from the Des Moines school. Daly and wife, Keely, have a son, Liam and daughters Ciara and Avelin.

DALY'S BACKGROUND

Player

1993-96 Drake // TE

Coach

1997 Ridgewood (FL) High School

1998 Drake

1999 Villanova

2000 Maryland

2001-03 Oklahoma State

2004 Illinois State

2005 Villanova

2006-08 Minnesota Vikings

2009-11 St. Louis Rams

2012 Minnesota Vikings

JEFF DAVIDSON



OFFENSIVE LINE
COACHING EXPERIENCE: 17TH SEASON
NFL EXPERIENCE: 21ST SEASON (17 COACHING/4 PLAYING)
VIKINGS EXPERIENCE: 2ND SEASON

Jeff Davidson returns for his 2nd season as the Vikings offensive line coach in 2012 and leads a unit that adds the #4 overall pick in the 2012 Draft, T Matt Kalil, to a revamped front that will have a pair of new starters at LG and RG. Davidson coached Kalil's older brother, Ryan, to Pro Bowl honors with the Carolina Panthers

Davidson's reputation as an instructor and technician were solidified in 2011 when he dealt with a shuffled line due to injury throughout the season but still led the unit to block for the #4 rushing offense in the NFL, a 6-spot jump from the 2010 Vikings. In his first season on the Vikings staff, Davidson inherited an offensive line that had limited time to work together due to the unusual circumstances of the 2011 offseason lockout.

Only LT Charlie Johnson and RT Phil Loadholt opened all 16 games during the 2011 season up front for the Vikings and Johnson joined the club during training camp, stepping in as the starter. The interior of the line was hampered by injuries that saw 4 different starting combinations between the center and

guards. Center John Sullivan enjoyed a career year under Davidson's tutelage and was recognized with a vote in Associated Press All-Pro balloting. The Vikings ground game ranked #4 in the NFL, grinding out 144.9 yards per game, the 3rd time in the past 4 seasons he has engineered a top-4 NFL rushing offense.

In 2011, Davidson's linemen paved the way to tie a Vikings record with 3 players breaking the 100-yard rushing mark during the season- Adrian Peterson, Toby Gerhart and Joe Webb. RB Peterson was stopped just short of his 5th straight 1,000-yard season when sidelined by a season-ending injury. Peterson ended the season with 970 yards in his 12 games played and notched 12 rushing TDs. Gerhart made the most of his opportunities in relief of Peterson, rushing for 531 yards on the season and had a career-best 109 yards on the ground at Washington, including 105 in the 2nd half of the game. Over the final 5 weeks of the season, Gerhart ranked 10th in the NFL in rushing.

In his previous 6 seasons of coaching before joining the Vikings, Davidson's teams have had 4 performances of 1,000+

yards on the ground. Davidson has a background as a versatile lineman who was a full-time starter at LT and LG for Denver in 1991 and 1992 respectively, winning the AFC West title in 1991 and advancing to the AFC Championship game. Davidson's been a part of winning programs throughout his career, claiming 5 Division titles as a coach with New England and Carolina, and helping New England take home the Lombardi Trophy in Super Bowls XXXVI, XXXVIII and XXXIX.

During his 4 seasons in Carolina the team claimed the 2008 NFC South title with a 12-4 mark and established the Panthers ground game as one of the NFL's best. The Panthers were led on the ground by DeAngelo Williams and Jonathan Stewart, who powered their way into the record books in 2009 by both breaking the 1,000-yard mark, Stewart going for 1,133 and Williams posting 1,117. In 2008, Williams ran for a franchise-record 1,515 yards and 18 rushing TDs. Stewart set a franchise record with 206 yards rushing against the NY Giants in 2009 and Williams post 186 yards against Tampa Bay in 2008 for the 2nd-best mark in team history. The Panthers struggled for consistency at QB in 2009 and 2010, starting 4 different QBs over the 2-year span.

Davidson had a pair of offensive linemen earn Pro Bowl honors- Ryan Kalli at C in 2009 and Jordan Gross at T in 2008. Williams earned Pro Bowl trips in 2008 and 2009 and was joined by WR Steve Smith in 2008.

Prior to taking on the role of offensive coordinator, Davidson honed his skills as a position coach with Cleveland and New England. He coached the Browns offensive line in 2005-06 and oversaw a unit that paved the way for Reuben Droughns to rush for 1,232 yards, breaking a 20-year streak without a Browns 1,000-yard rusher. The shuffled offensive line also protected rookie QB Charlie Frye as he took over under center for veteran Trent Dilfer. During the 2006 season, Davidson was named the Browns offensive coordinator early in the season and his game plans helped TE Kellen Winslow and WR Braylon Edwards reel in 89 and 61 receptions respectively.

Davidson gained the most experience of his coaching career during 8 seasons with New England from 1997-2004, working under head coach Pete Carroll for the opening 3 seasons before

Bill Belichick took over the team in 2000. Tutoring the Patriots TEs in 1997 he saw Ben Coates lead the team with 66 catches and earn a Pro Bowl berth. In 2001, in Belichick's 2nd year at the helm, the club won Super Bowl XXXVI over St. Louis, starting a remarkable streak of 3 Super Bowl wins in 4 seasons, claiming Super Bowl XXXVIII against Carolina after the 2003 season and Super Bowl XXXIX over Philadelphia after the 2004 campaign.

Following a 4-season NFL playing career that was cut short by injury, Davidson broke into coaching with New Orleans as a volunteer assistant and offensive assistant with the Saints in 1995-96. Davidson played his final NFL season for New Orleans in 1994 after beginning his career as a 5th-round draft pick by Denver in 1990. In 1991 and 1992 he was a 16-game starter for the Broncos as LT and LG respectively, helping the team advance to the AFC title game in 1991 while protecting Hall of Famer John Elway's blind side. Davidson was part of the 1990 Broncos draft that included 7th-round TE Shannon Sharpe.

Davidson was an All-Big Ten honoree as a senior at Ohio State when he served as a team captain. Davidson was a teammate with Chris Spielman, brother of Vikings General Manager Rick Spielman. A member of a strong football family, Davidson's father was an All-America and team captain at OSU and his brother was a LB for the Buckeyes. Jeff and wife, Judi, have sons, Nick and A.J. Nick was a Minnesota All-State honoree as a senior in 2011 at Eden Prairie High School and signed a letter of intent at Stanford in 2012 while A.J. is a sophomore at EPHS.

DAVIDSON'S BACKGROUND

Player

- 1986-89.....Ohio State // OL
- 1990-92.....Denver Broncos // OL
- 1994New Orleans Saints // OL

Coach

- 1995-96.....New Orleans Saints
- 1997-2004.....New England Patriots
- 2005-06.....Cleveland Browns
- 2007-10.....Carolina Panthers
- 2011-Minnesota Vikings

RYAN FICKEN



**ASSISTANT WIDE RECEIVERS
COACHING EXPERIENCE: 9TH SEASON
NFL EXPERIENCE: 6TH SEASON
VIKINGS EXPERIENCE: 6TH SEASON**

Ryan Ficken enters his 6th season with the Vikings offense in 2012 and will continue to assist veteran WRs coach George Stewart after starting his Vikings career assisting the RBs.

In 2011, Percy Harvin set career highs in receptions with 87, receiving yards with 967, and tied a career high with 6 receiving touchdowns. His 87 receptions was also ranked 6th in the NFL. First year wide receiver Devin Aromashodu also made 2011 a season to remember, setting career highs in receptions with 26 and receiving yards with 468.

Second-year receiver Percy Harvin improved on his rookie season in 2010. At just 21 years old, he became the youngest player in franchise history to lead the team in receiving with 871 yards on 71 catches and 5 TDs.

In 2009, WRs Sidney Rice and Harvin had breakout seasons for the Vikings. Both players were honored as Pro Bowlers and Harvin became the 2nd Viking in 3 seasons to be named NFL Offensive Rookie of the Year. Rice developed as a playmaker and became only the 3rd Vikings' WR to post a 1,300-yard receiving season. Harvin tied for the NFL lead among rookies in receptions and yards and ranked 2nd in team history with 60 catches as a rookie.

In 2007 and 2008, the Vikings RBs were able to showcase their skills and combine the talents of Adrian Peterson and Chester Taylor. In 2008, Peterson led the NFL with 1,760 yards rushing and Taylor led all NFL RBs with 25 catches on 3rd down. Peterson became the 1st Vikings RB to lead the NFL in rushing and Taylor's 45 catches were a career high.

The 2007 Vikings offense ranked #1 in the NFL in rushing offense. Peterson had a legendary rookie year, including breaking the NFL's single game rushing record after going for 296 yards against San Diego on 11/4/07 and earning NFL Offensive Rookie of the Year. Peterson finished with 1,341 yards, 12 TDs and was named the Pro Bowl MVP.

Ficken served as an offensive graduate assistant with UCLA in 2006. He worked extensively with Jim Colletto and the offensive line. Ficken broke down opponents' game film, gave opponent reports to the offensive staff and coached the defensive scout team.

Prior to his work with the offense, Ficken was a graduate assistant in the football operations department where he acted as the NFL scout liaison and tracked opponents' personnel during games. He was as an assistant to the recruiting coordina-

tor, playing a big part in the 2006 recruiting class that ranked in the top 10 nationally. From 2004-2005, Ficken was a volunteer coach at UCLA, focusing primarily on the defense and the secondary.

Ficken earned his bachelor's in business administration from ASU. He was a member of the Sun Devils football team for 2 seasons and received the Scholar-Athlete Award and was a member of Gamma Beta Phi, the National Scholastic Honor Society.

Ficken is currently finishing graduate school to obtain a masters in comparative education at UCLA. Ficken and wife, Andrea, reside in Eden Prairie.

FICKEN'S BACKGROUND

Player

1998-99..... Arizona State University // WR

Coach

2004-06..... UCLA

2007- Minnesota Vikings

JEFF IMAMURA



DEFENSIVE ASSISTANT

COACHING EXPERIENCE: 14TH SEASON

NFL EXPERIENCE: 7TH SEASON

VIKINGS EXPERIENCE: 7TH SEASON

Jeff Imamura returns to the Vikings in 2012 for his 7th season on the coaching staff. His primary duties include working directly with Defensive Coordinator Alan Williams on day-to-day defensive operations and activities and generating comprehensive scouting reports on opponents.

2011 marked another season of solid linebacker play for the Vikings. Chad Greenway set a career high in tackles, recording 174 over the course of the season and being selected to his 1st Pro Bowl. He also finished his 4th consecutive season leading the team in tackles, which ties him for second in Vikings history, trailing only Scott Studwell who led for 6 consecutive seasons. E.J. Henderson also had a big season, finishing 2nd on the team in tackles with 130 and 2nd on the team with 16 TFL.

The Vikings LBs were the most consistent unit for the defense in 2010 with Greenway leading the team in tackles for a 3rd-straight season and ranking 1st in the NFC and 4th in the NFL in total tackles. The defense finished in the NFL's top 10 in total defense (8th) for the 3rd year in a row and ranked in the top 10 against the run (9th) and the pass (10th).

In 2009, the Vikings LBs played at a high level and were a key part of the #6 ranking in total defense the club posted for the 2nd-straight year. The Vikings had not been in the NFL's top 10 for total defense in consecutive seasons since 1993-94. The LB unit had to overcome Henderson's season-ending injury, but were able to prepare rookie 5th-round draft pick Jasper Brinkley to start the final 4 regular season games and both playoff contests. Greenway led the team in tackles and joined Ben Leber in making plays against the run and pass. The duo combined for 4 INTs and 3.5 sacks during the regular season and playoffs.

The 2008 Vikings made dramatic strides from 2007 despite having to overcome the loss of key starters to injury, challenging the coaching staff to prepare backups to take on bigger roles. The Vikings defense ranked #6 in the NFL for total defense, the highest finish since 1994 for the team and a 14-position jump from the previous year. A key part of the 2008 Vikings defense taking a step forward was the emergence of Greenway as a total defender. In his 2nd year as a starter, Greenway led the team with 150 tackles and notched 5.5 sacks.

The 2007 Vikings LBs thrived in the NFL's #1 rushing defense as Henderson led the team with 155 total tackles and 4.5 sacks, while Greenway and Leber finished directly behind Henderson in total tackles with 130 and 88, respectively. Overall, the Vikings linebackers finished with 373 tackles, 9.5 sacks, 3 INTs, 6 FFs and 7 FRs.

The 2006 Vikings finished #8 in total defense and #1 against the run for only the 3rd time in team history. The team had not cracked the top 10 in total defense since 1994 but the Vikings defenders became a calling card as the team set a fran-

chise record and posted the 2nd-lowest rushing yards allowed by an NFL team since the 1970 merger at 985 yards, an average of 61.6 per game.

Before joining the Vikings, Imamura coached OLBs at Saginaw Valley (MI) State University in 2003. He helped build the Cardinals' defense into a national leader as the unit ranked 7th in the country in scoring, 12th in turnover margin and 22nd in the country in passing. The Cardinals' OLBs accounted for over 60 percent of the team's sacks on the season. SVSU won the Great Lakes Conference regular season title with an 11-0 record, finished the regular season ranked #1 in the nation and advanced to the NCAA Division II quarterfinals.

Imamura spent the previous 3 seasons (2000-02) at Northern Arizona University as the defensive line coach. NAU advanced to the Division I-AA playoffs in 2001 for only the 2nd time in school history.

A 1997 graduate of Texas Christian, Imamura got his start in the coaching profession at TCU as a defensive assistant from 1997-99, where he assisted the Horned Frogs' DBs coach and defensive coordinator. TCU beat USC in the 1998 Sun Bowl to earn the school's 1st bowl victory since the 1957 Cotton Bowl, and in 1999 earned a share of the WAC title and a bowl bid.

Imamura earned his degree in finance at TCU. Imamura and wife, Reagan, reside in Eden Prairie.

IMAMURA'S BACKGROUND

Coach

1997-99..... Texas Christian University

2000-02..... Northern Arizona University

2003..... Saginaw Valley State University

2006..... Minnesota Vikings

CRAIG JOHNSON



QUARTERBACKS
COACHING EXPERIENCE: 30TH SEASON
NFL EXPERIENCE: 13TH SEASON
VIKINGS EXPERIENCE: 2ND SEASON

Veteran coach Craig Johnson will continue mentor the Vikings QBs in 2012 and brings 21 seasons of experience working with veteran and rookie QBs and elevating their performances. Johnson enters his 13th season on an NFL sideline in 2012 and has coached QBs for 21 seasons.

During his tenure as QBs coach with the Titans from 2000-10, he was able to guide Steve McNair, Vince Young and Kerry Collins all to Pro Bowl seasons. In 2012, Johnson will continue to work with both Vikings 2011 first-round pick Christian Ponder and third-year quarterback Joe Webb after both showed promise during the 2011 season.

In Johnson's first season as quarterbacks coach in 2011, he worked with rookie Christian Ponder as he threw for 1,853 yards and 13 TDs in 11 games. Ponder also finished the season with 8 TDs and only 1 interception in the red zone, giving him a league leading 114.3 passer rating. Second-year quarterback Joe Webb also saw time under center. When Ponder went down in Week 14 at Detroit, Webb threw for 2 touchdowns as the Vikings almost overcame a 21-point deficit but fell short in the closing moments. Filling in for Ponder against Washington in Week 16, Webb threw for 84 yards and 2 TDs, posting a perfect 158.3 passer rating as the Vikings went on to win 33-26.

Johnson was able to work with McNair as he earned NFL Co-MVP in 2003 and Young as he claimed 2006 NFL Offensive Rookie of the Year honors. In 2008, Collins was pressed into action after an injury in the season opener and responded with one of his career-best seasons, leading the team to a 12-3 mark as the starter and returning to the Pro Bowl. McNair earned Pro Bowl honors in 2000, '03 and '05 and was recognized as Co-MVP of the League, the 1st QB in franchise history to earn the award and the 2nd player in club history. Keeping backup QBs well-prepared was hallmark to the Titans success and Johnson was able to insert Billy Volek into the starting lineup in 2004 for 7 games where he posted an 18-10 TD-INT ratio and completed 61.1% of his passes with an 87.1 passer rating.

PRO BOWL TUTOR

Johnson has coached a Pro Bowler in six of the last 10 seasons, including five appearances from quarterbacks.

Player, Position	Pro Bowl Season
Chris Johnson, RB	2010
Vince Young, QB	2009
Kerry Collins, QB	2008
Vince Young, QB	2006
Steve McNair, QB	2005
Steve McNair, QB*	2003

*Named NFL Co-MVP in 2003

During his tenure with Tennessee the team won 3 AFC South titles and made the playoffs 5 times overall with 3 different starting QBs leading the team to the playoffs over those 5 seasons. In 2010 Johnson was promoted to Assistant Head Coach/RBs after a late-preseason staff shuffle. Perennial Pro Bowler Chris Johnson ran for 1,364 yards and led the team with 44 catches while backup 2nd-year man Javon Ringer averaged 4.7 yards per carry in a limited role.

Before he joined the Titans staff, Johnson honed his skills as a collegiate QBs and RBs coach from 1983-99, working at Maryland (1997-99), Northwestern (1992-96), Virginia Military Institute (1989-91), Rutgers (1986-88) and Army (1985). Johnson was a graduate assistant in 1983 (Wyoming) and 1984 (Arkansas). Johnson coached the Maryland QBs and for the 1997 and '98 seasons he served as offensive coordinator. During his 5 seasons at Northwestern he helped the Wildcats win consecutive Big Ten titles in 1995-96 for the first time in team history. The 1995 Wildcats posted the 1st winning season since 1971 and earned a trip to the Rose Bowl for the 1st time since 1949. Johnson's pupil, QB Steve Schnur was a 1st-Team All-Big Ten honoree and in 1992 and '93 QB Len Williams was a 2nd-Team choice.

Johnson came to Northwestern from VMI where he was Offensive Coordinator/QBs coach and helped the school lead the nation in rushing in 1991. Johnson coached RBs at Rutgers for 3 seasons after a 1-year stint at Army as a part-time assistant working with the FBs. Johnson broke into coaching as a graduate assistant at his alma mater, Wyoming, in 1983. Johnson and wife, Darlene, have daughters Shelby and Sydney.

JOHNSON'S BACKGROUND

Player	Coach
1979-82	Wyoming // QB
1983	Wyoming
1984	Arkansas
1985	Army
1986-88	Rutgers
1989-91	Virginia Military Institute
1992-96	Northwestern
1997-99	Maryland
2000-10	Tennessee Titans
2011-	Minnesota Vikings

KICKOFF
 EXECUTIVES
 STAFF
 COACHES
 PLAYERS
 ROOKIES
 2011 SEASON
 RECORDS
 PLAYOFF RECORDS
 HISTORY
 EXTRA POINTS

JIMMIE JOHNSON



TIGHT ENDS

COACHING EXPERIENCE: 12TH SEASON

NFL EXPERIENCE: 17TH SEASON (7 COACHING, 10 PLAYING)

VIKINGS EXPERIENCE: 7TH SEASON

Entering his 7th season with the Vikings' coaching staff in 2012, Johnson brings a blend of NFL expertise as both a player and as a coach which has proved to be a valuable asset. During his decade in the NFL as a player, Johnson was committed to the art of blocking, helping pave the way for 1,000-yard rushers in 8 of his 10 seasons.

In 2012, Johnson will continue to mold Kyle Rudolph, who had a strong debut season in the NFL as a consensus All-Rookie pick. Joining Rudolph is veteran free agent John Carlson, who enjoyed record-setting seasons with Seattle from 2008-11. The pass-catching duo will help 2nd-year QB Christian Ponder develop within the Vikings offense and provide a threat in the passing game and continue the club's strong running presence.

Rudolph's role in the offense will expand in 2012 following the retirement of 13-year stalwart Jim Kleinsasser and the departure of veteran pass-catcher Visanthe Shiancoe.

The Vikings TEs hauled in 13 TD passes in 2009, just 6 fewer TD passes than the Vikings WRs combined for during the season. The unit played a big part in blocking for Adrian Peterson as he ran for 1,383 yards and set a new Vikings record with 18 rushing TDs.

In 2008, Johnson saw Shiancoe develop as a top-tier NFL TE. Shiancoe led the NFC and tied for 3rd among TEs in the NFL with 7 TD receptions. The 7 scores came up just 1 shy of the Vikings single-season record for TEs held by Joe Senser (8 in 1981).

In 2007, Kleinsasser and Shiancoe assisted the Vikings record-setting rushing attack and contributed in the passing game.

In 2006, Johnson's TE corps helped newly-acquired Taylor run for 1,214 yards in his 1st season as a full-time starter and TE Jermaine Wiggins tied for 2nd on the team with 46 receptions.

During his 10 NFL seasons as a tight end, Johnson spent time with Washington, Detroit, Kansas City and Philadelphia. Originally selected in the 12th round of the 1989 NFL Draft by the Washington Redskins, he was a long-shot rookie who not only made the final squad, but also went on to play in all 16 games that year. While with the Redskins, Johnson played under the legendary Joe Gibbs and was part of teams that went 34-14 in regular season action and 4-1 in the playoffs. He was a member of the 1991 Redskins team that reached the pinnacle of the NFL, winning Super Bowl XXVI over Buffalo in the stadium he now calls home – the Metrodome. His best season statistically was 1990, when he caught 15 passes for 218 yards and a pair of TDs. That year he averaged 14.5 yards per catch, which trailed only Gary Clark's team-leading 14.8 average, and caught his 1st NFL TD on a 4-yard pass from Stan Humphries in a 41-38 OT win at Detroit (11/4/90). In 1991, Johnson caught 3 passes in the opening 6 games, including 2 for TDs from Mark Rypien in the 1st and 2nd games of the year vs. Detroit (9/1/91) and Dallas (10/6/91) on Monday Night Football. A neck injury suffered at Chicago (10/6/91), however, placed Johnson on injured reserve for the rest of the Redskins championship season.

Following his 3 seasons with Washington, Johnson joined the Lions in 1992 as a Plan B free agent and went on to start 10 of the 22 games he played from 1992-93 under head coach Wayne Fontes. After his release by Detroit in November 1993, Johnson joined Kansas City and head coach Marty Schottenheimer for the 1994 season. That year the Chiefs played against the Vikings in the preseason game held in Tokyo and went on to ride Hall of Famers Joe Montana and Marcus Allen to a 9-7 record and a berth in the playoffs. Johnson played in 7 games

and started 1 that season.

In 1995, Johnson moved on to Philadelphia where he enjoyed his most productive seasons as part of the 2-TE power running game employed by the Eagles. Johnson blocked for Ricky Watters as he earned Pro Bowl berths in 1995 and '96 while breaking the 1,000-yard mark each season from 1995-97. In 1996, Watters set the Eagles team record for attempts with 353, the 2nd-most yards in team history with 1,411, and the 2nd-most rushing TDs with 13. The Eagles took NFC east runner-up honors in 1995 and '96 while advancing to the playoffs both seasons under Ray Rhodes. During that time, Johnson started 18 of the 51 games he played and had a career best 18.1-yard receiving average in 1996, when he caught 7 passes for 127 yards. His final NFL TD came from QB Bobby Hoying vs. Cincinnati (11/30/97).

As a player, Johnson was durable, seeing action in all 16 games in 6 of his 10 seasons. He finished his career with 61 catches for 723 yards and 5 TDs while playing in 5 postseason games. He also blocked for 1,000 yards rushers in 8 of his 10 NFL seasons, helping Earnest Byner break the 1,000-yard mark and earn Pro Bowl honors in 1990 and 1991. Barry Sanders repeated the feats in Detroit in 1992 and '93, and in Philadelphia, Johnson helped Watters get over the 1,000-yard plateau in 1995, '96 and '97. Johnson finished his career clearing the way for Deuce Staley in 1998, who gained 1,000+ yards in only his 2nd NFL season.

After his playing days were over, Johnson entered coaching, beginning his career as the running backs coach at South Carolina State in 2001. He was offensive coordinator at Shaw University in 2002 before becoming offensive coordinator/QBs coach at Texas Southern in 2004-05.

Johnson attended Howard, where he earned his bachelor's degree in consumer studies. As a senior he was an All-Mid-Eastern Athletic Conference choice after hauling in 31 receptions for 546 yards and 9 TDs. For his college career, Johnson finished with 16 TDs and 1,229 receiving yards on 73 catches.

A native of Augusta, GA, Johnson attended T.W. Josey High School. He and his family reside in Shakopee.

JOHNSON'S BACKGROUND

Player

- 1985-88 Howard // TE
- 1989-91 Washington Redskins // TE
- 1992-93 Detroit Lions // TE
- 1994 Kansas City Chiefs // TE
- 1995-98 Philadelphia Eagles // TE

Coach

- 2001 South Carolina State
- 2002-03 Shaw University
- 2004-05 Texas Southern University
- 2006- Minnesota Vikings

KICKOFF
EXECUTIVES
STAFF
COACHES
PLAYERS
ROOKIES
2011 SEASON
RECORDS
PLAYOFF RECORDS
HISTORY
EXTRA POINTS

FRED PAGAC



LINEBACKERS

COACHING EXPERIENCE: 35TH SEASON

NFL EXPERIENCE: 14TH SEASON (12 COACHING, 2 PLAYING)

VIKINGS EXPERIENCE: 7TH SEASON

In his 35th season of coaching and 12th teaching at the NFL level in 2012, Fred Pagac will work to return the Vikings defense to the level it had attained earlier in his career with the club. Pagac spent the 2011 season as Defensive Coordinator of the Vikings, the 1st time in his NFL coaching he held the position.

Pagac led the Vikings' linebackers for 5 seasons (2006-10), a tenure when the Vikings defense ranked in the top 10 of the NFL in total defense 4 times and 3 straight from 2008-10. The 2011 Vikings featured some impressive individual performances on defense, but were unable to achieve team success. Jared Allen broke the Vikings single-season sack record and came within grasp of the NFL record with a 22.0-sack assault on opposing offenses. Allen was honored as a 1st-Team Associated Press All-Pro and earned his 4th Pro Bowl berth. Chad Greenway set a new career-high with 174 tackles to lead the team in tackles for the 4th straight season and shattered his previous career-high of 150 tackles. Greenway was selected to his 1st Pro Bowl following the season. The 2011 Vikings tied for the NFL lead with 50.0 team sacks and recovered 15 opponent fumbles, also tied for best in the NFL.

The 2011 Vikings secondary was hampered by injuries and inexperience throughout the season but the defense did get starting performances from rookie S Mistral Raymond and fellow rookie DT Christian Ballard. In his 1st season as a full-time starter, DE Brian Robison held down the LDE spot opposite Allen and responded with 8.0 sacks, 3 forced fumbles and 2 fumble recoveries.

Pagac welcomed back MLB and defensive captain E.J. Henderson for the start of the 2010 season after his signal caller was sidelined late in the 2009 season with a broken femur. Henderson flourished under the direction of Pagac and highlighted his remarkable comeback with a berth to the 2010 Pro Bowl. Henderson became the first player under Pagac's tutelage to earn Pro Bowl honors and he was the 1st Vikings LB to be honored since Ed McDaniel in 1998.

Henderson snared 3 INTs which tied him for most among NFL LBs along with the Vikings team lead, tying safety Husain Abdullah. While Henderson earned a trip to the Pro Bowl, Greenway was leading the LB corps in tackles for the 3rd straight season. Greenway finished the season ranked 1st in the NFC in tackles and 4th in the NFL with 142 (according to league stats). Greenway led the team in tackles for loss with 10 while Henderson was 4th with 7.

Highlighted by a late-season upset win at Philadelphia, Pagac unleashed a blitz-heavy attack against the Eagles that rattled MVP-candidate QB Michael Vick and coralled the shifty QB for 6 sacks, snared an INT and returned a Vick fumble for a TD by CB Antoine Winfield, who was named NFC Defensive Player of the Week for the game.

The Vikings defensive unit finished the season ranked 8th in the NFL in total yards allowed per game (312.6) and 1st downs allowed per game (17.25). Known as a run-stuffing defense, the Vikings' unit ranked 9th best in the NFL in rushing yards allowed per game (102.1) and rushing yards per attempt (3.9). The defense finished the season 10th in the league in passing yards allowed per game (210.4).

During Pagac's coaching career he has built a reputation for helping players achieve at their highest levels and develop young talent within the defensive system. The 2009 LB unit was equally strong against the run and pass, helping the Vi-

kings rank #6 in the NFL in total defense and #2 against the run after leading the NFL in run defense the previous 3 seasons. The #6 mark was a repeat of the 2008 defensive ranking and was the 1st time since 1993-94.

Pagac's crew in 2009 had to deal with adversity along with prosperity. Greenway led the team in tackles for the 2nd straight season and hauled in a career-best 3 INTs to raise his stature as one of the NFL's emerging defensive players. Fellow OLB Ben Leber led the Vikings with 9 passes defended and added 2.5 sacks. Henderson was lost for the final 4 games of the regular season and the playoffs to a broken leg and rookie 5th-round draft pick Jasper Brinkley was pressed into duty.

The rapid development Brinkley showed helped keep the defense on track, highlighted by the dominant performances in the NFC Divisional Playoff vs. Dallas and the NFC Championship game at New Orleans. The Vikings defense faced the #1 (Saints) and #2 (Cowboys) offenses in the NFL during the playoffs and held the teams in check, limiting the teams a 3rd-down conversion rate of 24% (6-of-25) and allowed 248 and 257 total net yards to teams who averaged 399.4 and 403.8 respectively.

The 2008 Vikings LBs overcame adversity to solidify a defensive unit that finished the season ranked #6 in the NFL in total defense and #1 in rushing defense for the 3rd straight season, becoming the 1st team since the 1970 AFL-NFL merger to lead the League in rush defense 3 straight seasons. The unit had to overcome the loss Henderson to a season-ending injury in the 4th game. Greenway led the team in tackles with 150 and emerged as a blitz threat, notching 5.5 sacks, the 4th-most by a Vikings LB in team history.

When Henderson was lost for the season Pagac had to prepare undrafted 2nd-year man David Herron to step into the void as the team searched for a replacement, which was former Vikings starter Napoleon Harris. When Harris picked up a fumble and went 27 yards for a TD it marked the 4th score a Vikings LB has produced in the 3 seasons Pagac has coached the position.

In 2007 Henderson led the team with a career-high 155 tackles in his 1st season playing MLB since 2004. He added a career-best 4.5 sacks and led the team with a career-high 14 tackles for loss while earning Pro Bowl alternate honors. Greenway, who missed his 2006 rookie season with a knee injury, came back in 2007 to rank 2nd on the team with 130 tackles, lead the NFL with 4 fumble recoveries and have a pair of interceptions, including scoring his 1st career TD.

The 2006 Vikings finished #8 in NFL total defense and #1 against the run for only the 3rd time in team history. The team had not cracked the top 10 in total defense since 1994 but the Vikings defense became a calling card as the team set a franchise record and posted the 2nd-lowest rushing yards allowed by an NFL team since the 1970 merger at 985 yards, an average of 61.6 per game. The Vikings LBs played a key role in the defensive dynamic by accounting for 9.5 sacks, 6 INTs and 2 TDs. Henderson led the team in tackles with 142 and posted with 3.0 sacks and 2 INTs under Pagac's watch, including a 45-yard TD on his 1st career INT. Leber made his impact on the team felt in his 1st season with the team with 3.0 sacks, an INT and scored a TD on a fumble recovery.

Pagac coached LBs for the Kansas City Chiefs for 2 seasons (2004-05) and with the Oakland Raiders for 3 seasons (2001-03) before coming to the Vikings. Prior to entering the professional ranks, Pagac spent 23 years on the coaching staff at

Ohio State, where he aided in the development of several top players.

Under Pagac's direction in 2005, Chiefs 3rd-year LB Kawika Mitchell led the team with a career-high 135 tackles and 14 passes defended as he started all 16 games at MLB for the 1st time in his career. Pagac also tutored rookie LB Derrick Johnson, who finished 3rd on the team with 110 tackles and added 2.0 sacks and 9 passes defended on his way to being named the club's Mack Lee Hill Award winner, which is given to KC's top rookie. Johnson became the 1st rookie LB in Chiefs history to start all 16 games since LB Dino Hackett accomplished the feat in 1986. The Chiefs defense finished 7th in the NFL against the run in '05, and 6th in the NFL with 31 takeaways.

In 2004, 3rd-year LB Scott Fujita led the Chiefs for the 2nd consecutive season in tackles with 112. Kawika Mitchell bounced back from an early-season ankle injury to start 12 games and finished 2nd on the team with 85 tackles. The Chiefs defense finished 12th in the NFL against the run.

In 2002, Pagac helped the Raiders defense to a #11 overall NFL ranking and a #3 ranking against the run as Oakland won the AFC and faced Tampa Bay in Super Bowl XXXVII. Pagac tutored Napoleon Harris as he was named to Pro Football Weekly's All-Rookie team and finished 3rd on the team in tackles. In 2001, MLB and former Viking Greg Biekert led the Raiders with 108 tackles and tied a career high with 3.0 sacks.

From 1978-2000, Pagac coached at his alma mater, Ohio State, and worked with 10 Buckeyes defensive performers who earned All-America honors, including Vikings CB Antoine Winfield. Winfield was a 2-time All-America pick and won the Jim Thorpe Award as the nation's top defensive back in 1998. Pagac also tutored future Pro Bowl LBs Chris Spielman, Pepper Johnson and Mike Vrabel, as well as CB Shawn Springs, LB Na'il Diggs, S Mike Doss, and CB Nate Clements. Andy Katzenmoyer won All-America accolades in 1997 and won the Butkus Award as the nation's top LB. During Pagac's 23 years on the Ohio State coaching staff, the Buckeyes played in 20 bowl games. As a player and coach, Pagac was part of 6 Rose Bowls with the Buckeyes.

Pagac was assistant head coach to John Cooper in 2000 in his final season at OSU. From 1996-99, Pagac served as defensive coordinator. In 1998, the Buckeyes led the nation in rush-

ing defense, ranked 2nd in pass defense, and were 4th overall. Pagac was among 5 finalists for the Frank Broyles Award as the NCAA's top assistant in '98.

In '97, Ohio State allowed 170 points to rank 2nd in the nation in scoring defense. That season the Buckeyes also ranked 2nd in the nation in pass defense. In 1996, Ohio State was 1st in the country in pass defense and ranked 2nd in scoring defense, allowing just 131 points, which was the fewest surrendered by Ohio State since 1979.

Prior to being named defensive coordinator in 1996, Pagac tutored Ohio State's LBs for 14 seasons (1982-95). He began his coaching career as a graduate assistant under the legendary Woody Hayes in 1978 before joining the staff on a full-time basis under Earle Bruce in 1982.

Pagac entered the NFL as a TE with Chicago in 1974 as a rookie free agent, where he was honored with the club's prestigious Brian Piccolo Award. Pagac also played 13 games for Tampa Bay in their 1976 inaugural season.

Pagac was a 3-year starter at TE for Ohio State from 1971-73. He was part of Buckeyes teams that compiled an impressive 25-6-2 record over his playing career, including a 19-3 mark in the Big Ten. During his senior season in '73, the Buckeyes posted a 10-0-1 record and finished 2nd in the final AP poll.

Pagac was born in Richeyville, PA. He and his wife, Bernie, have a daughter, Jennifer, and a son, Fred, Jr., who played LB at Ohio State and with the Frankfurt Galaxy.

PAGAC'S BACKGROUND

Player

1970-73 Ohio State // TE
1974 Chicago Bears // TE
1976 Tampa Bay Buccaneers // TE

Coach

1978-2000..... Ohio State
2001-03 Oakland Raiders
2004-05..... Kansas City Chiefs
2006- Minnesota Vikings

PART OF THE FABRIC OF MINNESOTA SINCE 1961

The following excerpt explains the early stages of the Vikings franchise as chronicled in the Minnesota Vikings 1961 Press, Radio, TV Guide.


Twin Cities football enthusiasts began their quest for professional football some 12 years ago, and it was on January 28, 1960, that their efforts were culminated with the announcement - from Miami, Florida, where the National Football League owners were in session - that Minnesota was being granted a franchise for 1961. At the same meeting, Dallas was accepted to start play in 1960.

The franchise was granted just ten days after E. William Boyer, president of the Minneapolis Chamber of Commerce, had made an official presentation to the league on behalf of statewide Minnesota interests.

Besides Boyer in the founding group were: Max Winter, promoter and restaurateur, H.P. Skoglund, president of North American Life and Casualty Company; Ole Haugsrud, Duluth businessman, and the Northwest Publications, Inc., publishers of the St. Paul Dispatch and Pioneer Press, through its president, Bernard H. Ridder, Jr.

They decided to start with an original outlay of one million dollars, of which the Minneapolis sources would put up \$600,000; St. Paul \$300,000 and Duluth, representing the rest of the state, \$100,000.

Upon acquiring a franchise, the group hired Joe Thomas, former scout with the Los Angeles Rams, to scout the country in preparation for the 1961 draft meeting, and went on a nationwide search to find a general manager. This ended with the selection of Bert E. Rose, who was at the time the public relations director for the Rams. From September, 1960, when Rose reported, until July, 1961, such details as hiring a coaching and front-office staff, contracting for radio and television, establishing a ticket operation, drafting, selecting and signing players, and many more, have - or will be - accomplished in order to put the Vikings on the field in 1961.



DIRON REYNOLDS



**ASSISTANT DEFENSIVE LINE
COACHING EXPERIENCE: 16TH SEASON
NFL EXPERIENCE: 10TH SEASON
VIKINGS EXPERIENCE: 4TH SEASON**

Diron Reynolds returns in 2012 for his 4th season working with the Vikings defensive line and will continue to build on the progress made the past few seasons. This year he will coach alongside new defensive line coach Brendan Daly, who joined the team after spending 3 years as the St. Louis Rams defensive line coach.

2011 was a record-setting year for the Vikings defensive front. All-Pro Jared Allen amassed 22.0 sacks, a new Vikings single season record and just a half-sack shy of tying the NFL record of 22.5. Brian Robison fared well in his first season as a starter on the defensive line, tallying 8.0 sacks and 3 forced fumbles. In all, the Vikings totaled 50.0 sacks in 2011, tied for the most in the NFL and the 3rd most in Vikings history. The Vikings ranked 11th in rushing yards allowed in 2011 and had 119 negative plays, tied for 2nd best in the NFL in 2011. The defense got its hands on the football often in 2011, recovering 15 fumbles, good for the most in the NFL.

Over the past few seasons the strength of the Vikings defense has been stopping the run, 2010 was no different as they held opponents to 102.2 rushing yards per game, ranking 9th in the NFL. The Vikings finished 8th in total defense, the 3rd year in a row that they finished in the NFL's top 10 after finishing 6th in both 2008 and 2009. It marked the first time since 1992-94 that the Vikings ranked in the NFL's top 10 in total defense for three-straight seasons.

In 2009, the Vikings led the NFL with 48.0 sacks and had breakout performances by several players. Along with perennial All-Pro performers Jared Allen and Kevin Williams, the team got a career-best performance from DE Ray Edwards and DT Jimmy Kennedy excelled in his role providing depth to the interior line. Edwards had a career-high 8.5 sacks in the regular season and tied a Vikings playoff record with 3.0 sacks vs. Dallas in the NFC Divisional Playoff win. The Vikings defense set a new team playoff record with 6.0 sacks against the Cowboys. Kennedy matched his career-high with 3.0 sacks in the regular season and added another in the playoffs.

Prior to joining the Vikings, Reynolds was the defensive line coach for the Miami Dolphins during the 2007 season. While with Miami, Reynolds' line created a pass rush that helped the Dolphins rank 4th in the league in passing yards allowed. Dolphin's DE Jason Taylor recorded his 6th double-digit sack season (11.0) and 6th trip to the Pro Bowl. Reynolds took part in the 1st regular season NFL game played away from North America when the Dolphins took on the Giants in London on 10/28/07.

Reynolds spent 5 seasons (2002-2006) working as a defensive quality control coach for the Indianapolis Colts under current Vikings head coach Leslie Frazier (2005-2006) and former Vikings assistant Tony Dungy. During his time in Indy the team compiled a 60-20 record (.750), posting double-digit wins every season, and captured the AFC South crown 4 out of his 5 seasons. The Colts tallied the most wins in franchise history with 14 in 2005. They also went 7-4 in the post-season during Reynolds' tenure, capturing the Lombardi Trophy by defeating the Chicago Bears in Super Bowl XLI for the team's 1st title since 1970. The Colts defense twice ranked 2nd in the NFL in passing yards allowed (2002 and 2006) and recorded the 4th-best sack total in the NFL in 2004.

Before moving to the NFL, Reynolds spent 5 seasons working in the collegiate ranks. He spent the 2001 season tutoring DTs at Indiana University following a 4-year stint with his alma

mater Wake Forest (1997-2000).

In 2001, the Hoosiers saw significant improvement on the defensive side of the ball. The 2001 team improved by 2 wins and cut the number of games allowing 30+ points by more than half, from 9 in 2000 to just 4 in 2001.

Reynolds got his 1st taste of coaching on a major stage when he joined his alma mater as a graduate assistant for the 1997 and 1998 seasons. In 1997, the Demon Deacons set a school record for rushing yards allowed per game with just 96.1 while also holding opponents to only 23.0 points per game. After being hired on full-time as the OLB coach for the Deacons in 1999, Reynolds helped Wake Forest produce one of the top defenses in the nation and the best in school history since the 1976 season. The Deacons defense finished the year ranked in the top 35 nationally in every statistical category and earned their 1st bowl berth since 1992, defeating Arizona State in the Aloha Bowl.

Before returning to Wake Forest, Reynolds spent 2 years coaching football, basketball, and track at Brooklyn-Cayce High School in South Carolina.

As a collegian, Reynolds played LB and was a key contributor on special teams for Wake Forest from 1990-1993. Reynolds was a member of the Deacons' 1992 campaign as they advanced, and won, their 1st bowl game (Independence Bowl) since the 1979 season and finished the season ranked in both the AP and Coaches Top 25 polls for the 1st time since 1979.

Reynolds grew up in Aiken, S.C., and earned his bachelor's degree in communications from Wake Forest along with a Master's in liberal studies. His brother Jamal played DE for the Green Bay Packers, where he was a 1st-round draft pick, and brother Rashad played LB at Rice University. His father, William, was a DE at the South Carolina State. He resides with his family in Eden Prairie.

REYNOLDS' BACKGROUND

Player

1989-93..... Wake Forest // LB

Coach

1994-95..... Brooklyn-Cace (SC) High School

1997-2000..... Wake Forest

2001..... Indiana

2002-06..... Indianapolis Colts

2007..... Miami Dolphins

2009..... Minnesota Vikings

JAMES SAXON



RUNNING BACKS
COACHING EXPERIENCE: 16TH SEASON
NFL EXPERIENCE: 20TH SEASON (12 COACHING/8 PLAYING)
VIKINGS EXPERIENCE: 2ND SEASON

Returning for his 2nd season coaching Vikings RBs, James Saxon helped build depth in the unit in 2011. A former NFL RB himself, Saxon joined the Vikings in 2011 after spending time with the Buffalo Bills, Kansas City Chiefs and most recently the Miami Dolphins. Saxon has guided RBs to 8 Pro Bowls during his 12 seasons coaching the position and has had a RB break the 1,000-yard mark 6 times.

The Vikings running game continued to be one of the best in the NFL in 2011, as the team rushed for 2,318 yards, good for 4th in the League. Leading the team in rushing for a 5th-consecutive season was running back Adrian Peterson with 970 yards. Peterson set a team record for most rushing touchdowns in a career with 64, passing Chuck Foreman (52). He also scored at least 1 rushing touchdown in 6 straight games in 2011, a streak that is tied for second longest in team history. When Peterson was forced out of play by injuries, second-year running back Toby Gerhart filled in admirably, rushing for a career-high 531 yards and a touchdown on the season. He tied a franchise record when he recorded 2 receiving touchdowns in Week 15 vs. New Orleans. The following week in Washington, Gerhart ran for his 1st career 100-yard game, going for 109 on the day, including 105 in the 2nd half of the game and a career-long 67-yard jaunt.

While in Miami for the 3 seasons prior to joining the Vikings, Saxon tutored Pro Bowlers Ronnie Brown and Ricky Williams. In 2009, the Dolphins had the NFL's 4th ranked rushing attack with 139.4 yards per game. Williams and Brown added a wrinkle into the Dolphins offensive game plan by using the Wildcat formation as a change-of-pace. Williams posted 1,121 yard rushing to lead the team in 2009.

In Kansas City, Saxon found tremendous success with 3 of the franchises top backs. During Saxon's 7 years in KC he helped 3 players (Priest Holmes, Tony Richardson and Larry Johnson) to

7 total Pro Bowls. Holmes and Johnson combined to break the 1,000-yard mark 5 times during his tenure. Holmes and Johnson are ranked #1 and #2 in Chiefs career yardage at 6,070 and 6,015 yards respectively and the duo have the top 4 single-season rushing yardage totals in franchise history- led by Johnson's team-record 1,789 yards in 2006. Holmes holds the team mark for single-season TDs with 27 in 2003 and career TDs with 83 (76 rushing, 7 receiving). His 27 TDs set an NFL record at the time, which has since been topped. Holmes played his entire career, 2001-07, under Saxon with the Chiefs. Johnson set the franchise record for 100-yard rushing days with 30, edging Holmes' 24.

Saxon entered the NFL in 2000 and was a running backs coach with the Buffalo Bills. Saxon spent time with Menlo College (1999) and Rutgers University (1997-98) before making the leap to the NFL.

Saxon entered the NFL in 1988 as a 6th round draft choice by the Kansas City Chiefs. Saxon would suit up for the Chiefs (1988-91), Miami Dolphins (1992-94) and the Philadelphia Eagles (1995) during his 8-year playing career. The South Carolina native played in 111 career games and rushed for 533 yards with 5 touchdowns on 145 attempts. Saxon added 69 receptions for 515 yards during his career.

Saxon began his collegiate career at American River Junior College in California (1984-85). He would go on to spend the final two seasons at San Jose State (1986-87) where he compiled 609 rushing yards adding 9 TDs on 118 carries. He also collected 78 receptions for 732 yards and 4 TDs. While with the Spartans for 2 seasons Saxon also managed to throw 4 TD passes.

He attended Battery Creek High School in Burton, South Carolina. Saxon is married to his wife Shannon and their son, Devin, played football at Harvard.

RUSHING TO THE TOP

In 12 seasons coaching running backs in the NFL teams, Saxon has led 7 top-10 rushing attacks with 3 teams.

Team, Season	NFL Rank	YPG
Minnesota Vikings, 2011.....	4th	144.9
Miami Dolphins, 2009	4th	139.4
Kansas City Chiefs, 2006.....	9th	133.9
Kansas City Chiefs, 2005.....	4th	148.9
Kansas City Chiefs, 2004.....	5th	143.1
Kansas City Chiefs, 2002.....	3rd	148.6
Kansas City Chiefs, 2001.....	6th	125.5

SAXON'S BACKGROUND

Player

1984-85	American River JC // RB
1986-87.....	San Jose State // RB
1988-91.....	Kansas City Chiefs // RB
1992-94.....	Miami Dolphins // RB
1995	Philadelphia Eagles // RB

Coach

1997-98	Rutgers University
1999	Menlo College
2000	Buffalo Bills
2001-07.....	Kansas City Chiefs
2008-10	Miami Dolphins
2011	Minnesota Vikings

RYAN SILVERFIELD



**ASSISTANT OFFENSIVE LINE
COACHING EXPERIENCE: 14TH SEASON
NFL EXPERIENCE: 5TH SEASON
VIKINGS EXPERIENCE: 5TH SEASON**

Ryan Silverfield returns for his 5th season with the Vikings and will continue to work with the offensive line in 2012.

In 2011, Silverfield moved over to the offensive side of the ball with the Vikings coaching staff to assist Jeff Davidson with the offensive line after starting his NFL career on defense. He assisted the offensive line in helping the Vikings offense rush for 2,318 yards over the course of the season, ranking 4th in the NFL. The offensive line also helped WR Percy Harvin set the Vikings all-time record for rushing yards in a season with 345 and career rushing yards with 587. The line was hampered by injuries throughout the season with only OTs Phil Loadholt and Charlie Johnson starting all 16 games up front.

Silverfield spent his first three seasons with the Vikings working with the defensive linemen. During his 3 seasons with the Vikings defensive front the unit set the stage for top-10 defensive rankings each season from 2008-10 and landed 3 players- DE Jared Allen, DT Kevin Williams and DT Pat Williams- as regulars on All-Pro and Pro Bowl squads. The 2009 unit led the NFL with 48.0 sacks.

Prior to joining the Vikings, Silverfield spent 2 seasons at the University of Central Florida where he worked under former Vikings defensive coordinator George O'Leary. In Silverfield's 2nd season at UCF in 2007, the Knights closed the regular season with a 7-game winning streak en route to winning the Conference USA crown, the 1st conference championship in school history.

In 2005, Silverfield served as the quarterbacks coach at Jacksonville University. Before working on the JU Dolphins staff and at the age of 23, he was the head coach at Memorial Day H.S. in Savannah, GA. That opportunity followed 4 seasons as an assistant coach at his alma mater, Hampden-Sydney College

in Virginia, where he began as an offensive assistant in 2000. At the age of 20, he became the DL coach, making him one of the younger position coaches in all of college football. He held that position for 2 seasons before moving to TEs and H-backs in 2003, a season in which the Tigers went 9-1 and had the #1-ranked scoring offense in the country, averaging over 47.0 points per game.

Silverfield's coaching career began as an assistant at The Bolles School in Jacksonville in 1999. During his playing days, Silverfield helped Bolles win 2 state championships and earn the title of the #1-ranked high school team in the country by USA Today. As a senior, Silverfield was a 1st-Team All-First Coast selection after leading his team to the Florida Class 3A state title.

Silverfield graduated Cum Laude with a bachelor's degree in economics from Hampden-Sydney. He and wife, Mariana, reside in Shakopee.

SILVERFIELD'S BACKGROUND

Coach

1999	Bolles HS
2000-03	Hampden-Sydney
2004	Memorial Day HS
2005	Jacksonville University
2006-07	Central Florida
2008-.....	Minnesota Vikings

HEISMAN HOPEFULS

The Vikings running back group has a pair of players who were Heisman Trophy runners-up. Toby Gerhart from Stanford, finished 2nd to Alabama RB Mark Ingram in the 2009 Heisman voting in the closest vote in the history of the award. In 2004, Adrian Peterson was runner-up to USC QB Matt Leinart. Peterson became the highest finisher by a freshman in the history of the award.

VIKINGS IN THE HEISMAN VOTING

2009.....1) Mark Ingram, Alabama (1,304 pts); 2) **Toby Gerhart**, Stanford (1,276)
2004.....1) Matt Leinart, USC (1,325 pts); 2) **Adrian Peterson**, Oklahoma (997)



MIKE SINGLETARY



SPECIAL ASSISTANT TO THE HEAD COACH/LINEBACKERS
COACHING EXPERIENCE: 10TH SEASON
NFL EXPERIENCE: 22ND SEASON (10 COACHING/12 PLAYING)
VIKINGS EXPERIENCE: 2ND SEASON

When Mike Singletary and Leslie Frazier were rookie defenders for the Chicago Bears in 1981 neither could have thought their paths would eventually lead to working together on the coaching staff of the Minnesota Vikings 30 years later. But, fate and football are funny that way. The young Bears became roommates and friends in the early 1980s and are reunited now coaching an old Central Division rival. Singletary returns in 2012 to share Vikings LB coaching duties with LBs coach Fred Pagac.

During his 1st season with the Vikings in 2011, Singletary oversaw a unit that was led by Chad Greenway as the 6th-year pro had a career season. Greenway earned his 1st Pro Bowl berth and set a career-high with 174 tackles. Greenway notched his career-best with 22 tackles in a game vs. Oakland, the 2nd-most single-game tackles in Vikings history.

Singletary prepared Erin Henderson to start at OLB alongside his older brother, E.J., in 2011 as the younger Henderson entered his 1st season as a regular starter.

Singletary understands the role Frazier is in better than most as both men started their head coaching careers on a difficult interim basis. Singletary replaced former boss Mike Nolan after 7 games during the 2008 season and led the 49ers to a 5-2 finish in the final 7 games of the season after going 0-2 to start his tenure. He was named 49ers Head Coach moving forward and led the club to an 8-8 mark in 2009, the best record since 2002. Singletary led the team for the opening 15 games of 2010 before ownership relieved him of his duties.

The 2010 49ers showcased a tough defense, ranking #13 in total defense, #6 against the run and were #7 in the NFL at forcing opposing offenses to go 3-and-out. The club dropped 4 games in the opening half of the season by a combined 11 points and rallied to a 5-5 mark in Singletary's final 10 games on the job, including a win over Denver in the NFL's International Series game played in London.

Singletary got his first taste of NFL coaching working with the inside LBs for Baltimore in 2003-04 before going with Nolan to serve as Assistant Head Coach/LBs coach for the 49ers in 2005. From 2006-08, Singletary served as Assistant Head Coach/Defense.

During his tenure in Baltimore, Singletary worked with future Hall of Famer Ray Lewis as he earned NFL Defensive Player of the Year honors in 2003. The duo shared that bond as Singletary had been Defensive Player of the Year in 1985 and 1988.

Singletary's focus on defense helped the Ravens rank #3 and #6 in total defense during his two seasons respectively. When he went to San Francisco with head coach Mike Nolan, the squad's defensive talent was depleted and ranked #32 in the NFL in total defense for the 2005 season. In the next 5 seasons the 49ers would climb to back-to-back #6 finishes against the run in 2009 and '10, ranking #15 and #13 in total defense respectively.

Singletary helped 49ers rookie LB Patrick Willis earn AP Defensive Rookie of the Year honors in 2007 and earn Pro Bowl honors in his opening 3 seasons, 2007-09.

Singletary's legend as a player is well chronicled over his 12-year career with the Bears. His 10 consecutive Pro Bowls stands as a franchise record and he earned 1st-Team All-Pro honors 8 times. He ranked #1 or #2 on the team in tackles in each of his final 11 seasons with the team and was inducted into the Pro Football Hall of Fame in 1998, 3 years after he earned College Football Hall of Fame honors. During his career with Chicago, Singletary was part of 6 NFC Central Division title teams and made the playoffs 7 times, including playing in 3 NFC Championship games. From 1984-88 the Bears won 5 straight Division crowns, won Super Bowl XX, played in 3 NFC title games and amassed a 62-17 regular season record, winning an average of 12 games per season.

A man of deep faith, Singletary finds motivation and meaning from the scriptures he studies daily. Sports and religion have been the foundation of Singletary's life and have led him through the toughest of times. Singletary and wife, Kim, have seven children.

SINGLETARY'S BACKGROUND

Player

1977-80 Baylor // LB
1981-92 Chicago Bears // LB

Coach

2003-04 Baltimore Ravens
2005-10 San Francisco 49ers*
2011- Minnesota Vikings

*Interim Head Coach final 9 games of 2008. Head Coach 2009 and opening 15 games of 2010.

KEVIN STEFANSKI



ASSISTANT QUARTERBACKS
COACHING EXPERIENCE: 8TH SEASON
NFL EXPERIENCE: 7TH SEASON
VIKINGS EXPERIENCE: 7TH SEASON

Kevin Stefanski begins his 4th season working with the QBs and offensive coaching staff in 2012 and enters his 7th season overall with the Vikings.

The 2012 Vikings return starting QB Christian Ponder after he stepped into the starting job for the final 10 games of his rookie campaign in 2011.

The 2010 campaign was challenging to the Vikings as injuries derailed any consistency the team could build. The team started 3 different QBs, including rookie Joe Webb for the final 2 games of the regular season on the road. The team started Brett Favre for the opening 12 games of his 20th NFL season before injuries severely limited him to 1 more start in the final 4 games. Veteran backup Tarvaris Jackson started 1 game against the NY Giants but suffered a season-ending injury in that contest. Webb relieved Favre in the 1st half of the Monday Night Football game vs. Chicago (12/20) and started the final 2 outings, engineering an upset win over NFC East champion Philadelphia on the road. Webb became only the 2nd QB in team history to win his 1st start as a rookie and ran for TDs in consecutive weeks against Chicago and at Philadelphia.

In 2009, Stefanski had a hands-on role in one of the most successful offensive seasons in Vikings history. The team improved dramatically in the passing game and developed new playmakers in prominent roles. Stefanski and the offensive staff helped veteran free agent QB Brett Favre mesh with the offense despite reporting to the team in mid-August.

Stefanski spent 2006-08 working directly with Head Coach Brad Childress on administrative duties and special projects. Stefanski became acquainted with Childress during Philadelphia Eagles training camp in 2005 while working with the team's operations department.

Stefanski spent the 2005 season at his alma mater, the University of Pennsylvania, as Assistant Director of Football

Operations. He coordinated all aspects of the Quakers' day-to-day operations of the football team.

Before stepping off the field and into the administration of the team, Stefanski was a standout defensive back at Penn. A team captain as a senior in 2004, Stefanski was part of one of the most successful stretches in the history of the Quaker football program. The team won Ivy League titles in 2000, 2002 and 2003 and the squad went undefeated in league play during 2002 and 2003.

Twice honored as an Honorable Mention All-Ivy choice in 2002 and 2004, Stefanski ranked 3rd on the team in tackles as a senior. He was named Penn's Defensive Rookie of the Year as a freshman in 2000 when he had a career-high 4 interceptions. During Stefanski's tenure, the squad posted a 42-7 overall record and a 32-3 mark in Ivy play. As a senior, the team went 10-0 to become the 1st undefeated Penn team in a decade.

Stefanski holds a bachelor's degree in communications from Pennsylvania and attended St. Joseph's Prep in Philadelphia. The Stefanski family has made a name in athletics as Kevin's father, Ed, was a standout in basketball at Penn and is the Executive Vice President of the Toronto Raptors.

Stefanski and wife, Michelle, reside in Minneapolis with their sons, William and Gabe.

STEFANSKI'S BACKGROUND

Player
2000-04 Pennsylvania // DB
Coaching/Administration
2005 Pennsylvania
2006- Minnesota Vikings

GEORGE STEWART



WIDE RECEIVERS
COACHING EXPERIENCE: 30TH SEASON
NFL EXPERIENCE: 25TH SEASON (24 COACHING/1 PLAYING)
VIKINGS EXPERIENCE: 6TH SEASON

Entering his 6th season on the Vikings staff, George Stewart oversees a talented group of WRs in 2012 highlighted by playmaker Percy Harvin. Stewart enters his 25th season in the NFL and has earned the reputation as a teacher and mentor to some of the top WRs in the game.

Over the years, Stewart has been a part of successful programs, highlighted by 8 playoff appearances in the past 15 seasons and 3 NFC Championship games with San Francisco in 1997, Atlanta in 2004 and Minnesota in 2009. Recently, Stewart helped win 4 Division titles in the past 10 seasons - consecutive NFC North titles with Minnesota in 2008 and 2009, winning the NFC South with Atlanta in 2004 and an NFC West title in 2002

with San Francisco.

During his Vikings tenure, Stewart has coached Harvin to 2009 Rookie of the Year honors and Sidney Rice to a Pro Bowl berth in 2009. The 2011 season saw Harvin's production increase even more, as he set career-highs in receptions with 87 and receiving yards with 967. He also tied his career-high for receiving TDs with 6. His 87 receptions ranked 6th in the NFL. Harvin also set team-records for most rushing yards in a season by a WR with 345 and most career rushing yards by a WR with 587. In his first season with the Vikings, Devin Aromashodu showed his potential, setting career-highs in receptions (26) and receiving yards (468). Free agent veteran Michael Jenkins fit in nicely

KICKOFF
EXECUTIVES
STAFF
COACHES
PLAYERS
ROOKIES
2011 SEASON
RECORDS
PLAYOFF RECORDS
HISTORY
EXTRA POINTS

with the Vikings, finishing 2nd on the team with 38 receptions for 466 yards and 3 TDs.

The 2010 Vikings were hobbled by injuries throughout the season that especially hurt the passing game. Rice was limited to 6 games in 2010 and Harvin saw time in 14 while the team started 3 different players at QB. Harvin's productivity increased in his 2nd pro season, leading the team with 71 receptions for 868 yards and added 18 rushes, including a TD. Harvin scored by kickoff return, reception and rush, only the 5th player in Vikings history to accomplish the feat in a season.

The 2009 Vikings became only the 2nd team in NFL history to have 6 players catch 40+ passes in a season. Rice enjoyed a breakout season and Harvin established himself as multi-talented offensive threat. Rice blossomed into a game-changer in his 3rd season and left his mark on the record book. He tied an NFL playoff record and set a new Vikings post-season mark with 3 TD catches in the NFC Divisional game vs. Dallas. Rice's 1,312 yards ranked 2nd in the NFC in 2009 and he became only the 4th Vikings WR in team history to eclipse the 1,300-yard mark. Rice's 201 yards vs. Detroit ranks as the 4th-best single-game mark in Vikings history and his 2 catches of 50+ yards vs. Baltimore tied for the 2nd-best Vikings mark.

Stewart was able to get Harvin acclimated to the pro game and spurred him to NFL Offensive Rookie of the Year and Diet Pepsi Rookie of the Year. Harvin tied for the NFL rookie lead in receptions and yards. Harvin excelled on offense and special teams, earning a Pro Bowl berth as a return man and setting a new Vikings record with 2,081 total net yards. His 60 catches ranked 2nd only to Randy Moss' 1998 debut season when he had 69 receptions in Vikings history for rookie catches.

In 2008, the Vikings WRs contributed to much of the success of an improved passing attack. Led by priority free agent signing Bernard Berrian, the Vikings led the NFL with 13 TDs through the air of 20+ yards. Berrian had a career year, setting highs in yards with 964 and TDs with 7. Berrian was on the receiving end of 2 of the 3 longest receptions in Vikings' history with an 86-yard TD reception vs. Detroit (10/12/08) and a 99-yard TD catch vs. Chicago (11/30/08). The 99-yard strike tied an NFL mark for the longest reception in history and set a Vikings record as the longest play from scrimmage.

Throughout Stewart's coaching career, he has been fortunate to learn from some of the game's all-time greats, beginning both his playing and early coaching careers under college legend Lou Holtz. Stewart went on to work in the NFL side-by-side with Chuck Noll, Sam Wyche, George Seifert and Dan Reeves, all men who led teams to the Super Bowl.

During Stewart's tenure in Atlanta, the team won the NFC South title in 2004 and advanced to the NFC Championship game against Philadelphia.

Prior to joining Atlanta, Stewart was an integral part of the San Francisco 49ers' success from 1996-2002, as the team advanced to the playoffs 5 times in those 7 seasons. In 1997, the 49ers won the NFC West with a 13-3 mark and eventually lost to Green Bay in the NFC Championship game. During that time, Stewart tutored the 49ers WRs and helped elevate each of Terrell Owens, J.J. Stokes and Tai Streets performances, with Owens making Pro Bowls and All-Pro in 3 straight seasons from 2000-02. Owens had 17 games over the 100-yard receiving mark

and 5 games with 150+ yards. Before working with Stewart, Owens' career-highs for season receptions was 67, a mark he shattered with 97, 93 and 100 respectively in 2000, '01 and '02. Owens set his career-high in receiving yards with 1,451 in 2000 and TDs with 16 in 2001. He broke a 50-year-old NFL record when he caught 20 passes for 283 yards against the Bears in 2000 en route to his career-best day.

Stewart's 1st taste of NFL coaching came in Pittsburgh from 1989-91, where he coached special teams on Noll's staff. In his debut season in 1989, he helped Rod Woodson to a Pro Bowl as a return man. Following Pittsburgh, Stewart went on to spend 4 years coaching Tampa Bay special teams, where he helped K Mike Husted earn All-Rookie honors in 1993.

Before making the move to the NFL, Stewart spent several years in the college ranks, making his final stop as the Notre Dame LBs coach from 1986-88. Under Holtz's tutelage, the Irish steadily improved from the coach's opening season in '86 to become national champions in 1988, a year in which the team finished 12-0 and defeated West Virginia in the Fiesta Bowl. The stingy Irish defense allowed opponents to score over 20 points only twice during the season. Stewart's unit, which included Arnold Ale and Andre Jones highlighted by consensus All-America choice Frank Stamas.

Stewart and Holtz began working together in 1983, when Stewart got his start in coaching as an Arkansas graduate assistant, working with the Razorbacks' TEs. When Holtz moved from Arkansas to Minnesota as the Golden Gophers head coach in 1984, Stewart accompanied him as the offensive line coach, his 1st exposure to the state where he would return in 2007. In 2 short seasons, Holtz and his staff quickly turned the Gophers program around, finishing 7-5 in 1985 and winning the Independence Bowl over Clemson, the 1st bowl victory for the Gophers since the 1962 Rose Bowl.

Stewart was a standout guard for the Razorbacks from 1977-80 and helped the squad share the 1979 Southwest Conference title. The team played in 4 straight bowl games during Stewart's playing tenure as Arkansas returned to national prominence under Holtz. Stewart was an All-SWC honoree as a junior in 1979, served as a team captain in 1980 and earned a spot on the Arkansas Team of the Decade for the 1970s. He signed with the Kansas City Chiefs in 1981 but spent the season on injured reserve.

Stewart has a bachelor's degree in education from Arkansas and is a native of Little Rock, AR, where he graduated from Parkview High School in 1977.

STEWART'S BACKGROUND

Player

1977-80 University of Arkansas // G
1981..... Kansas City Chiefs // G

Coach

1983 Arkansas
1984-85 Minnesota
1986-88 Notre Dame
1989-91 Pittsburgh Steelers
1992-95 Tampa Bay Buccaneers
1996-02 San Francisco 49ers
2003-06 Atlanta Falcons
2007- Minnesota Vikings

THE EVOLVING SYMBOL OF THE NFL

The NFL shield, one of the most recognizable symbols in the sports world, underwent a stylistic upgrade during the 2008 offseason. The new font and design changes pay homage to the history of the League and the logo while turning an eye forward on the future. As the NFL enters its 91st season in 2010 the new shield symbolizes the progress of the league over those decades and the excellence that has laid the foundation for the modern NFL.

Adjustments to the logo include 8 stars representing the 8 Divisions in the NFL and the design of the football reflects the design of the football atop the Vince Lombardi Trophy. The blue color is darker and bolder than past shields and the shape has been refined over past versions.



CHRIS WHITE



**ASSISTANT SPECIAL TEAMS
COACHING EXPERIENCE: 23RD SEASON
NFL EXPERIENCE: 4TH SEASON
VIKINGS EXPERIENCE: 4TH SEASON**

Chris White enters his 4th season with the Vikings after spending 16 years coaching at the collegiate level. He will continue to assist special teams coordinator Mike Priefer in 2012.

The 2011 season consisted of many special teams highlights for the Vikings. Percy Harvin started the season with a 103-yard kick return TD on the opening kickoff in Week 1 at San Diego. That return was one of four that the Vikings took for 50+ yards, which ranked 1st in the NFL. Harvin now owns 5 of the 11 longest KO returns in Vikings history after just 3 seasons of play. The Vikings special teams unit set a team record with a 26.9 yard kickoff return average, a number good for 2nd in the League in 2011. Punter Chris Kluwe posted a 45.7 yard gross average and 38.0 yard net average. Of his 77 punts in 2011, only 3 were touchbacks. Kicker Ryan Longwell made 2 field goals of 50+ yards, extending his lead for the most field goals made from 50+ yards in Vikings history (11). Longwell also nailed a game-winning 31-yard FG at Carolina, his 10th as a Viking which is a team record.

The Vikings 2010 special teams units had several standouts. Kicker Ryan Longwell led the NFL in field goal percentage (94.4%), converting on 17-of-18 FG attempts. It was the highest mark of his career and the 2nd-consecutive season that he finished with a percentage over 90. Punter Chris Kluwe ranked 10th in the NFL in net punting and earned Special Teams MVP as voted by his teammates. Percy Harvin returned his 3rd kick-off return for a TD in 2010, extending his own team mark for career KO return TDs and matching David Palmer for career combined special teams return TDs with 3- Palmer scored twice via punt return and once on a KO.

After joining the Vikings in 2009, White helped oversee a special teams unit that sent a pair of members to the Pro Bowl and made an impact on the Vikings record book along the way. The Vikings special teams were instrumental in the team winning a 2nd consecutive NFC North title and winning 12 games in the regular season, tied for the 2nd-best total in Vikings history.

The 2009 special teams were represented at the Pro Bowl by cover man Heath Farwell and Harvin. That tandem led the unit all season and were joined by savvy vets and emerging play-makers to give the Vikings a strong foundation for the future. Longwell enjoyed one of his best seasons, scoring a career-high 132 points and hitting 26-of-28 FGs. Harvin set a Vikings record by returning a pair of kickoff returns for TDs during the season, including a 101-yarder that tied the 2nd-longest in Vikings history. The coverage units were led by Farwell and 1st-year LB Kenny Onatolu, a former CFL star.

White joined the Vikings after a 9-year stint at Syracuse University where, at different times throughout his tenure, he coached WRs, TEs, was the special teams' coordinator and the recruiting coordinator. White's 9 seasons at Syracuse were highlighted by a 2001 Insight Bowl victory, a share of the Big East championship in 2004, and a combined 7 units that ranked in the nation's top 20 while working as the school's special teams coordinator from 2000-2003.

White served as the Orange's WRs coach as well as their recruiting coordinator, a post he moved to prior to the 2005 season. White worked to bring in young talent and rebuild Syracuse's program. His efforts showed as 5 different underclassmen WRs caught TD passes for the Orange in 2008, with sophomore WR Donte Davis leading the team in catches and yards, and tied for the lead in TD receptions. Prior to moving on to the WRs coach/recruiting coordinator position, White spent the 2004 season coaching the team's TEs to go along with his

duties as recruiting coordinator. While he guided former New York Jets TE Joe Kowalewski, the 2004 Orange went on to capture a share of the Big East crown and a victory in Champs Sports Bowl.

White spent his opening 3 years at Syracuse working with the TEs and as the special teams' coordinator. From the start of the 2000 season until he left his post as special teams coordinator in 2003, only 7 teams in the country blocked more kicks than the Orange (22), 5 coming from future NY Giants Super Bowl hero David Tyree. Syracuse also scored 8 TDs on special teams during the same time frame. In 2000, the team ranked 13th and 14th in kickoff return yardage and kickoff return yardage allowed, respectively. The following season the Orange had their best overall finish since 1992, complete with a victory in the Insight Bowl, aided by the 18th ranked punt return unit in the nation. In 2002, White led the nation's top punt coverage unit, while his punter ranked 7th in yardage and his punt returners ranked 20th in return yards. The 2003 campaign ended with both his kicker and punter being named to the All-Big East 2nd team.

In 1999, White served a dual-role as Cal Poly-San Luis Obispo's defensive and special teams' coordinators, where he helped a number of his players into the school's record books. White spent the 3 seasons prior to Cal Poly with UNLV as the LBs coach and special teams' coordinator. The lone head coaching job of White's career came as a 3-year stint with Bishop Manogue High School from 1994-1996, where he was named the Northern Nevada Coach of the Year in 1996.

White's 1st full-time role in coaching came as the assistant QBs coach for the College of the Holy Cross (Mass.) from 1993-1994. In his 2 years at that post both of the Crusaders starters ended their respective seasons with QB efficiency ratings over 100.0. White paid his dues working for 5 seasons as a graduate assistant at Syracuse and Arkansas State.

In his 1st stint at Syracuse, White worked with former Vikings QB coach, Kevin Rogers, and Paul Pasqualoni. The team was 27-8 record in the three years and won the 1990 Aloha Bowl and 1991 Hall of Fame Bowl.

As a collegian, White was a 4-year starter at QB for Colby College and was named a captain his senior year. The Mules won consecutive CBB championships in his final 3 seasons.

White grew up in Haverhill, MA and graduated from Phillips Exeter Academy in 1986. He majored in government while at Colby College. He and his wife, Angel, reside in the Minneapolis area with their daughters, Payton and Riley.

WHITE'S BACKGROUND

Player

1986-89.....Colby College // QB

Coach

1990-92.....Syracuse
1993.....Arkansas State
1994.....College of the Holy Cross
1994-96.....Bishop Manogue (NV) HS
1997-98.....UNLV
1999.....Cal Poly-SLO
2000-08.....Syracuse
2009.....Minnesota Vikings

KICKOFF
EXECUTIVES
STAFF
COACHES
PLAYERS
ROOKIES
2011 SEASON
RECORDS
PLAYOFF RECORDS
HISTORY
EXTRA POINTS

JOE WOODS



DEFENSIVE BACK
COACHING EXPERIENCE: 21ST SEASON
NFL EXPERIENCE: 9TH SEASON
VIKINGS EXPERIENCE: 7TH SEASON

Joe Woods enters his 7th season with the Vikings and will continue to work with a defensive back group that looks to impress in 2012.

The 2011 season tested the depth of the Vikings secondary, as injuries contributed to 11 different defensive backs starting throughout the year as Woods was forced with shuffling the lineup frequently. Third-year safety Jamarca Sanford finished with 2 INTs in a Week 5 win vs. Arizona, which tied him for 2nd in the NFL for most in a game by a safety in 2011. Sanford led Vikings DBs and finished 3rd on the team with 118 total tackles. Veteran CB Cedric Griffin finished the season with 3 forced fumbles, tying him for 2nd most in the NFL and also bringing his career total to 14, which trails only Joey Browner (18) for most career forced fumbles by a Vikings DB. When veteran CB Antoine Winfield was put on injured reserve, 1st-year CB and return man Marcus Sherels, veteran free agent Benny Sapp and 3rd-year man Asher Allen were pressed into duty. Rookie safety Mistral Raymond filled in admirably when regular starter Husain Abdullah was lost, nabbing his 1st interception in a win at Washington in Week 16 and recording 36 tackles and 1 fumble recovery in the final 7 games.

Leading the charge in 2010 for Woods' DBs was 3-time Pro Bowler Winfield. The 12-year veteran was selected to his 3rd consecutive Pro Bowl after setting the Vikings record for tackles by a cornerback with 110, which was good for 3rd on the team behind linebackers Chad Greenway and E.J. Henderson. The Vikings DBs accounted for 9 interceptions, 2 fumble recoveries and 2 forced fumbles. The Vikings defense also limited big plays, allowing just 49 plays of 20+ yards which was 4th best in the NFL.

The Vikings toughness in the back end has been a contributing factor in the team building a reputation as one of the most opportunistic defenses in the NFL. The Vikings ranked #6 in total defense in 2009, the 2nd straight year achieving the mark. The back-to-back top 10 defensive rankings were the 1st time by a Vikings defense since 1993-94. The defense played a key part in the Vikings back-to-back NFC North titles and winning the most games (22) in the NFC over the 2008-09 seasons.

In 2009, the Vikings DBs had their depth tested when Winfield was sidelined by injury for 6 games and starting SS Tyrell Johnson missed a game. Sapp and Karl Paymah filled in for Winfield and the team went 4-2 without the emotional leader of the backfield. A pair of rookies, Allen and Sanford, started games at nickel back and in place of Johnson respectively and showed their talents for the future. In a breakout season, Griffin led the team with 4 INTs.

Winfield was honored in 2008 with his 1st Pro Bowl berth as a 10-year veteran, joining Darren Sharper in the backfield as recent Vikings to be named to the NFC all-star team. Winfield's career year in 2008 highlighted a group that produced INTs by 7 different players.

The 2008 DBs had to battle injuries and overcome adversity in helping the Vikings rank #6 in the NFL in total defense, the highest finish since 1994. Despite the personnel shuffling, the Vikings DBs helped the total defense jump from #20 in 2007 to #6 in 2008. Each of the 6 top Vikings DBs intercepted passes in 2008 and showed their value in run support.

In 2007, all 4 regular starters in the Vikings secondary scored TDs, 3 by INT return and 1 on a fumble recovery. Woods led a defensive backfield that featured Sharper earning his 4th ca-

reer Pro Bowl trip. The rock of the unit, Winfield, built on his reputation as the best tackling CB in the NFL and scored on an INT-return in the season opener vs. Atlanta. Against the NY Giants, the Vikings set a team record as they returned 3 INTs for TDs, including a 93-yard return by Dwight Smith that ranks as the 4th-longest INT return in Vikings' history.

The Vikings ended the 2006 season ranked #8 in the NFL in total defense. The Vikings DBs had 3 players tie for the team lead with 4 INTs each- Smith, Sharper and Winfield. The trio also ranked 2nd, 4th and 5th on the team in tackles.

In 2006, Woods helped develop a trio of rookies- Griffin, S Greg Blue and CB Charles Gordon- who started a combined 10 games. Griffin earned NFC Defensive Player of the Week for his performance at Detroit (12/10/06), becoming the 5th Vikings CB to earn the award and only the 2nd since 1992.

In Tampa, Woods coached with 2006 Vikings defensive coordinator and current Pittsburgh Steelers head coach Mike Tomlin, fielding top-5 defenses in each of Woods' 2 seasons.

In 2005, Tampa Bay led the NFL in total defense, allowing 277.8 yards per game while CB Ronde Barber and LB Derrick Brooks earned Pro Bowl berths for the 2nd consecutive season. Barber set a Tampa Bay single-season record for most tackles by a CB with 120 and he led the team with 7 INTs. In 2004, Woods was part of a defensive staff that helped the Bucs finish 5th in the NFL in total defense and 1st in pass defense.

Prior to joining the Buccaneers, Woods was the DBs coach at Western Michigan for 3 seasons (2001-03) and spent 3 seasons (1998-2000) on the staff at Hofstra where the team made a pair of trips to the 1-AA playoff quarterfinals.

Woods spent a season at Kent State University (1997) as DBs coach prior to joining the staff at Hofstra. He also coached the DBs at Grand Valley State (1994-97), ILBs at Northwestern State University in the spring of 1994, and was a graduate assistant at Eastern Michigan (1993-94). Woods entered coaching in 1992 at Muskingum College.

Woods was a 4-year letterman at safety and a captain as a senior at Illinois State. He earned 1st-team All-Gateway honors in 1991 and earned a degree in criminal justice in 1992.

Woods was born in North Vandergrift, PA. He and his wife, Ellen, have daughters, Brianna and Danari and son, Geno.

WOODS' BACKGROUND

Player	1988-91 Illinois State // DB
Coach	
1992	Muskingum College
1993	Eastern Michigan
1994	Northwestern State
1994-96	Grand Valley State
1997	Kent State
1998-2000	Hofstra
2001-03	Western Michigan
2004-05	Tampa Bay Buccaneers
2006-	Minnesota Vikings

KICKOFF
EXECUTIVES
STAFF
COACHES
PLAYERS
ROOKIES
2011 SEASON
RECORDS
PLAYOFF RECORDS
HISTORY
EXTRA POINTS

CAMERON TURNER



ASSISTANT TO THE HEAD COACH
COACHING EXPERIENCE: 3RD SEASON
NFL EXPERIENCE: 2ND SEASON
VIKINGS EXPERIENCE: 2ND SEASON

Entering his 2nd season on the Vikings staff in 2012, Cameron Turner brings a broad background of football experience to assist Leslie Frazier and his staff. Turner will assist the coaching staff with research projects, coordinating schedules and assisting in practice and game preparation.

Turner transitioned from his on-field playing days at The Citadel to the program's coaching staff. Turner played QB and WR for the school from 2006-09 and coached the Bulldog WRs and assisted with special teams in 2010. Along with his coaching duties, Turner coordinated Citadel recruiting, served as team liaison with academic and military issues and coordinated all team community service projects. A 4-time Citadel Scholar Athlete, Turner earned a spot on the 2009 Southern Conference All-Academic Team. At The Citadel, Turner played for and coached alongside Head Coach Kevin Higgins, a former NFL position coach.

Turner's own coaching roots have family ties. His father, Ron, is currently QBs coach of the Tampa Bay Buccaneers and has previously served as Head Coach at the University of Illinois. His uncle, Norv, is Head Coach of the San Diego Chargers.

Turner and wife, Janie, reside in Eden Prairie.

TURNER'S BACKGROUND

Player
2006-09 The Citadel // QB-WR
Coach
2010 The Citadel
2011- Minnesota Vikings

TOM KANAVY



HEAD STRENGTH AND CONDITIONING
COACHING EXPERIENCE: 20TH SEASON
NFL EXPERIENCE: 18TH SEASON
VIKINGS EXPERIENCE: 7TH SEASON

Vikings Strength and Conditioning Coach Tom Kanavy enters his 7th season with the Vikings and his 18th NFL campaign in 2012. His track record of success in the NFL is proven with 6 Division titles since 2000 between the Vikings and Eagles and 7 playoff appearances from 2000-09.

Kanavy joined the Vikings' staff in 2006 and among his first responsibilities was to transform the Vikings strength and conditioning facilities. The willingness of ownership to provide the tools to succeed has continued to allow for the addition of the best in strength and conditioning equipment, ranging from weight training stations and cardiovascular equipment, to the latest in kettlebell training, rope training and body composition measurement methodologies.

Kanavy oversees the planning and implementation of all aspects of the Vikings' program, which is tailored to each individual player in order to prevent injury and to improve the speed, strength, power stamina, and flexibility of each player. A unique combination of free weights, machines and metabolic and resisted conditioning is used to address the training needs of the Vikings veteran players as well as the development of the young players on the roster. Kanavy has also enlisted the services of Carrie Peterson, a registered dietician from the University of Minnesota faculty, to optimize team nutrition.

Kanavy came to Minnesota from the Philadelphia Eagles where he helped in the dramatic turnaround of the franchise while serving as assistant strength and conditioning coach.

Kanavy received a bachelor's degree in exercise and sport science from Penn State University in 1993 and earned his master's in sport management from Temple University in 1996.

Kanavy began his professional career working as a strength and conditioning intern with the University of Miami (FL) football program. He returned to his alma mater, Penn State, from 1993-95 working as a strength and conditioning assistant with the Nittany Lions football program. In 1994, in only their 2nd season as members of the Big Ten Conference, the squad notched a 12-0 season to win the Big Ten title and brought a Rose Bowl championship to Happy Valley after a 38-20 win over Oregon.

From Penn State, Kanavy joined the Eagles in head coach Ray Rhodes' debut in 1995. The new staff notched a 10-6 regular season, qualified for the playoffs in the first season and went 1-1 in post-season play. In 1999 the Eagles hired Andy Reid as head coach and from 2000-05 the team won 4 NFC East titles, qualified for the playoffs in 5 of 6 seasons and represented the NFC in Super Bowl XXXIX. Kanavy worked on the same staff with Vikings head coach Leslie Frazier, who was defensive backs coach in Philadelphia for four seasons (1999-2002).

A native of Archibald, PA, Kanavy and wife, Kim, reside in suburban Minneapolis with their daughters, Caroline and Kristen.

KANAVY'S BACKGROUND

Coach
1993 University of Miami
1993-95 Penn State University
1995-2005 Philadelphia Eagles
2006- Minnesota Vikings

MARTIN STREIGHT



ASSISTANT STRENGTH & CONDITIONING

COACHING EXPERIENCE: 19TH SEASON

NFL EXPERIENCE: 15TH SEASON

VIKINGS EXPERIENCE: 7TH SEASON

The 2012 season marks Martin Streight's 7th with the Vikings and 15th in the NFL as he continues to assist in the development of the Vikings strength and conditioning program. Streight joined Vikings strength and conditioning coach Tom Kanavy in 2006 when the new staff revamped the Vikings facilities and program.

Prior to joining the Vikings, Streight was the head strength and conditioning coach for the Berlin Thunder in NFL Europe from 2004-05. During that time, the Thunder accumulated a 16-4 combined regular season record and made consecutive World Bowl appearances. In 2005, Berlin posted a 7-3 record and played in World Bowl XIII. The previous year, the Thunder finished 9-1 and were World Bowl XII champions. In 2003, Streight held the same position with the Scottish Claymores of NFL Europe.

From 1997-2002, Streight served as an assistant strength and conditioning coach for the Arizona Cardinals. The 1998 season saw the Cardinals make their 1st postseason appearance since the strike-shortened season in 1982, playing at the Metrodome against the Vikings in an NFC Divisional Playoff game.

Streight's NFL coaching career began in 1995-96, when he was a part-time strength and conditioning coach with Kanavy and the Philadelphia Eagles. During that time, Streight was also an assistant strength and conditioning coach and health

fitness instructor at Princeton University.

Streight and Kanavy first worked together at Penn State in 1994, when Streight served as a strength and conditioning intern for the Nittany Lions. That year, Penn State finished as Big Ten champions in only the team's 2nd year of league play and became the 1st team in Big Ten history to post a 12-0 record.

As an undergrad, Streight attended Indiana University (PA), earning his bachelor's degree in physical education and sport science. He also competed in track and field at Indiana, throwing the discus and shot put.

Streight was born in Trenton, NJ and attended McCorristin Catholic High School in Trenton.

STREIGHT'S BACKGROUND

Coach

1994	Penn State University
1995-96	Princeton University
1995-96	Philadelphia Eagles
1997-2002	Arizona Cardinals
2003	Scottish Claymores
2004-05	Berlin Thunder
2006-	Minnesota Vikings

AARON McLAURIN



ASSISTANT STRENGTH & CONDITIONING

COACHING EXPERIENCE: 5TH SEASON

NFL EXPERIENCE: 1ST SEASON

VIKINGS EXPERIENCE: 1ST SEASON

Aaron McLaurin joins the Vikings in 2012, making his NFL debut after working in college athletics for the past 4 years working with several sports at Michigan State and Colgate.

McLaurin spent 2011 working with Colgate football and 14 other varsity teams with the Raiders. He worked at Michigan State from 2008-11 while earning his master's degree. During his MSU tenure, McLaurin worked with the football, basketball and hockey along with several other men's and women's Olympic sports. The Spartans won the 2010 Big Ten football title during McLaurin's tenure and were the Big Ten Regular Season champions in 2009 and 2010 in men's basketball.

Before pursuing his career in strength and conditioning

coaching, McLaurin was a health and physical education teacher and football coach at Heritage High School in Newport News, VA. A native of Buffalo, NY, McLaurin earned his bachelor's degree at Hampton University in May 2006.

McLAURIN'S BACKGROUND

Coach

2007	Heritage (VA) High School
2008-10	Michigan State University
2011	Colgate University
2012-	Minnesota Vikings

ERIC SUGARMAN



HEAD ATHLETIC TRAINER

Eric Sugarman enters his 16th NFL season in 2012 and his 7th with the Vikings. Sugarman has been part of 6 Division Championship team since 2000 and 7 playoff-bound teams.

During his tenure with the Vikings, Sugarman and his staff have been instrumental in helping several players return from severe injury by creating or enhancing rehabilitation protocols. Sugarman's staff has overseen the rehabs of LBs Chad Greenway and E.J. Henderson, who each suffered season-ending injuries in their careers but returned to earn Pro Bowl berths.

With the Vikings, Sugarman supervises the evaluation and care of all injuries sustained. He and his staff implement and maintain proactive treatment and rehabilitation programs.

The Vikings athletic training staff have broad-based experience in athletic training and have trained under some of the most respected professionals in their field. The staff prides themselves on being proactive while using the most current concepts, modalities and principles. The entire athletic training staff are Performance Enhancement Specialists through the National Academy of Sports Medicine. During the 2012 off-season, the Vikings staff was trained in the Advanced Graston technique, a patented form of instrument assisted soft tissue mobilization that works to effectively break down scar tissue and fascial restrictions. Sugarman has worked closely the past several years with the Nike SSP team. He recently added a sensory station in the athletic training room bringing many of Nike SSP's vision concepts to the Vikings team daily. Sugarman also established a strong working relationship with Starkey Hearing of Eden Prairie, allowing him to bring state-of-the-art hearing enhancement and ear protection to the team and staff.

Sugarman spent the 1997-99 seasons with the Chicago Bears and the 2000-05 campaigns with Philadelphia. Sugarman got his first taste of the NFL as a summer intern for the Bears' athletic training staff from 1993-95.

Sugarman earned his bachelor's degree in health and physical education with an emphasis in athletic training from West Chester University and went on to earn his master's degree in sports management at the University of Richmond. During his tenure at Richmond, Sugarman served as the graduate assistant athletic trainer for the Spiders football team and head athletic trainer for the Spiders' baseball squad. In 1994-95 Sugarman served as assistant athletic trainer at West Chester and worked as an instructor at the school. In 1996 Sugarman served as an athletic trainer in the Chicago Cubs organization.

Sugarman joined the Bears as an assistant trainer from 1997-99 before moving to the Eagles in a similar role in 2000. The Eagles were noted for progressive rehab programs. That athletic training staff played an integral part in helping Terrell Owens' return from ankle surgery during the regular season in time for Super Bowl XXXIX.

He is an active member of the Professional Football Athletic Trainers Society, where he chairs the member services committee and sits on the NFL Combine Advisory Committee and sits on the Advisory Board of the Rehberg Konin Group. Sugarman is also an American Heart Association Basic Life Support, AED and First Aid certified instructor. In 2003 he received the PFATS' "Big Heart" award for saving the life of a fellow Eagles employee by performing CPR. In 2010, Sugarman and former Vikings Head Coach Brad Childress were co-winners of the American Optometric Association's Eagle Award and in 2009 ESPN Magazine recognized him as the NFL's Most Irreplaceable Athletic Trainer. In 2011, Sugarman was inducted into the Halzleton, PA Area Sports Hall of Fame.

Sugarman and his wife, Heather, reside in Victoria, MN, with their sons Jacob and Benjamin.

TOM HUNKELE



ASSISTANT ATHLETIC TRAINER

Tom Hunkele enters his 7th season as an assistant on the Vikings' athletic training staff in 2012. Hunkele and Vikings Head Athletic Trainer Eric Sugarman previously worked together for 6 seasons with the Philadelphia Eagles. Sugarman assists in the evaluation and care of all injuries sustained and helps implement proactive treatment and rehabilitation programs for the athletes.

During Hunkele's tenure with the Eagles from 2000-05 he worked with NovaCare Rehabilitation as a Staff Physical Therapist during the off-season and as an assistant with the team starting in the pre-season through the remainder of the schedule. While working with the Eagles, Hunkele was part of Rick Burkholder's highly-regarded staff and was exposed to

some of the most progressive rehab programs and techniques at work in the NFL today.

Hunkele started in the athletic training field as a student at Duquesne where he assisted with the athletic training staff for football during his undergraduate days. During the 1997 season he was exposed to the NFL for the first time when he served as a season-long intern for the Pittsburgh Steelers as the team advanced to the AFC Championship to face eventual Super Bowl champs Denver.

Following his graduation in 1998 with a bachelor's degree in athletic training from Duquesne, Hunkele remained at the school to earn his master's in physical therapy. During graduate school he served as a graduate assistant from 1998-2000

where he worked as head athletic trainer for the men's soccer, ice hockey and men's and women's tennis teams along with supervising student assistants. Hunkele is certified as a Performance Enhancement Specialist by the National Academy of Sports Medicine.

Hunkele, a native of Reading, PA, and graduate of Holy Name High School, is a member of the National Athletic

Trainers' Association along with being a licensed physical therapist in Minnesota. Hunkele is married to Rachel and the couple resides in Northeast Minneapolis with their daughter, Zara.

ROB ROCHE



ASSISTANT ATHLETIC TRAINER

Rob Roche brings a diverse athletic training background in pro football and collegiate athletics to the Vikings as an assistant on Eric Sugarman's staff.

Roche enters his 7th season with the Vikings in 2012 and assists with the evaluation and care of all injuries sustained and helps implement proactive treatment and rehabilitation programs for the athletes. Roche was a season-long intern with the Philadelphia Eagles in 2000 and during 2003-05 training camps where he worked with Sugarman and Vikings assistant Tom Hunkele.

Before joining the Vikings, Roche spent 2001-06 working as an assistant athletic trainer at Swarthmore College where he provided medical coverage for the NCAA Division III program. Along with athletic training responsibilities, Roche was an Approved Clinical Instructor for athletic training students.

Roche earned his bachelor's degree in health and physical education with an emphasis in athletic training from West Chester University in 1998. During his undergraduate tenure he served an internship in athletic training at the school working with the football team. Following his graduation, Roche moved to the University of Illinois to earn his master's degree in kinesi-

ology where he served as a teaching assistant in the kinesiology department and was a graduate assistant in UI's Rehabilitation Education Services. He earned his MS degree in 2000.

During Roche's stint at Illinois he was first exposed to the NFL when he was a training camp intern for the Chicago Bears in 1998 and 1999. His experience in pro football continued in 2000 when he was an assistant with the Frankfurt Galaxy in NFL Europe and in 2001 with the World Bowl IX champion Berlin Thunder. Continuing his education through experience, Roche volunteered for two weeks in summer 2003 with the U.S. Olympic Committee in Chula Vista, CA.

Roche is a member of the National Athletic Trainers' Association and the USOC Sports Medicine Society, has served on the Executive Board of the Pennsylvania Athletic Trainers' Society and is certified as a Performance Enhancement Specialist by the National Academy of Sports Medicine.

Roche, a native of Tamaqua, PA and graduate of Marian Catholic High, is married to Melissa. The couple resides in Chaska, MN with their sons, Patrick and Cameron.

JOEL BOYD, M.D.



TEAM PHYSICIAN

Joel Boyd's experience in athletics and medicine have helped take him around the world. In 2012, he returns for a 6th full season with the Vikings.

Boyd serves as a Physician at TRIA Orthopedic Center in Bloomington and joined the Vikings for the 2007 season along with working in a similar role with the NHL's Minnesota Wild.

His experience with the United State Olympic Team took Boyd to the Nagano Games in 1998 while working with the men's and women's hockey teams. In past seasons Boyd has worked as a National Team Physician with USA Hockey in world

championships in Switzerland, Sweden and Germany.

Boyd holds an undergraduate degree from Bucknell and graduated from Temple University Medical School. He completed his orthopedic training at the Cleveland Clinic Foundation and fellowship training at the University of Western Ontario, Canada.

Dr. Boyd and his wife, Cheryl, have 3 children, Kendall, Kyle and Kasey, and reside in Eden Prairie.

SHELDON BURNS, M.D.



TEAM PHYSICIAN

Sheldon Burns returns in 2012 for his 28th season as a Vikings Team Physician. A doctor at Edina Family Physicians, Burns is a Board Certified Specialist in Family Practice, Emergency and Sports Medicine.

Burns is also the Medical Director for the Minnesota Timberwolves of the National Basketball Association, Medical Director for the Minnesota Lynx of the WNBA and the Minnesota Wild of the National Hockey League. He has served as team physician for seven United States Olympic or World Championship teams, most recently for USA Basketball's gold medal winning entry at the Goodwill Games in Brisbane, Australia, in September 2001. Burns also worked as a USA Olympics team physician in the Athens games and served as

tournament physician for the Minnesota State High School League.

Burns is a Clinical Professor at the University of Minnesota Medical School and is active in teaching sports medicine at the Minneapolis Sports Medicine Center and The Orthopedic Center. He was a deputy medical commissioner of the International Olympic Committee and has worked in six Olympic Games.

A native of Grand Meadow, MN, and raised in Nisswa, MN, Burns received his undergraduate degree from Hamline University in St. Paul and earned his medical degree in 1974 from the University of Minnesota Medical School.

GARY FETZER, M.D.



TEAM PHYSICIAN

Gary Fetzer serves as a physician at the Tria Orthopaedic Center in Bloomington. He has been an ancillary physician with the Vikings the last 5 years and begins his 2nd season in 2012 as a Team Physician. He has also served as team physician at Gustavus Adolphus College in St. Peter, MN for the last 4 years.

Fetzer holds an undergraduate degree in biomedical engineering from the University of Iowa Carver School of Medicine.

He completed his orthopaedic surgery residency training at Washington University in St. Louis and his fellowship training at the Tria Orthopaedic Center in Bloomington.

Fetzer and his wife, Renee, have two boys, Brady and Nolan. The family resides in Bloomington.

DAVID OLSON, M.D.



TEAM PHYSICIAN

David Olson is in his 10th season as a Vikings Team Physician in 2012. A doctor at Broadway Family Physicians in Minneapolis, Olson is a Board Certified Specialist in Family Medicine and Sports Medicine.

Olson also works as a Team Physician with the University of Minnesota athletics where he works primarily with the men's basketball program. He volunteers his time covering Minneapolis Community and Technical College basketball, Roseville and Patrick Henry High Schools and Minnesota State

High School League events.

Olson is an Assistant Professor at the University of Minnesota's Family Medicine and Community Health Department where he is active teaching medical students, Residents and Sports Medicine Fellows. A native of Sioux Falls, SD and raised in North St. Paul, Olson received his undergraduate degree from Gustavus Adolphus College and medical degree at Minnesota. Olson and wife Renee reside in Roseville with children, Tyler, Autumn and Kobe.



2012 TEAM GUIDE



**SHOW YOUR
HORNS**

STAFF

GEORGE PATON



ASSISTANT GENERAL MANAGER

George Paton enters his 6th season with the Vikings in a new role for 2012, serving as the club's Assistant General Manager and continuing to work closely with General Manager Rick Spielman.

The duo have a long professional history together, having worked on the personnel staffs in Chicago and Miami before joining forces again in Minnesota.

The Vikings roster development through free agency, trades and the draft built the foundation for the back-to-back NFC North Champions in 2008 and 2009. The Vikings tied a team record with 10 players earning Pro Bowl berths in 2009, 5 were acquired by the draft, 4 by free agency and 1 via trade.

The 2009 team tied the 2nd-most wins in franchise history with a 12-4 mark in the regular season and advanced to the NFC Championship game for the first time since 2000. The Vikings 22 wins over the 2008 and 2009 seasons leads the NFC over that span and ranks 2nd in the NFL.

Paton's primary focus is coordinate scouting and personnel functions within the Vikings Pro Scouting Department and lend his expertise to the College Scouting Department as they prepare for the annual NFL Draft.

Paton spent 6 seasons (2001-06) with the Miami Dolphins as Director of Pro Personnel. Paton began his NFL career in the college and pro scouting departments of the Chicago Bears, rising to the position of Assistant Director of Pro Personnel in 2000.

A 4-year letter winner as a DB at UCLA from 1988-91, Paton was a part of a pair of Bruin bowl teams. He earned a bachelor's degree in history and went on to play in professional football leagues in Italy and Austria.

Paton (pronounced Payton) and wife, Barbara, have a daughter, Bella and son, Beau.

BUILDING THROUGH THE DRAFT

PRO BOWLERS DRAFTED BY THE VIKINGS

Player	Year/Rd.	School	Pro Bowl
Tommy Mason	1961/1	Tulane	1962-64
Rip Hawkins	1961/2	North Carolina	1963
#Fran Tarkenton	1961/3	Georgia	1964-65, '67-70, '75-77
#Bobby Bell	1962/2	Minnesota	1971-73
Carl Eller	1964/1	Minnesota	1968-71, '73-74
Milt Sunde	1964/20	Minnesota	1966
Dave Osborn	1965/13	North Dakota	1970
Gene Washington	1967/1	Michigan State	1969-70
Alan Page	1967/1	Notre Dame	1968-76
Bob Crim	1967/2	Oregon State	1971
Bobby Bryant	1967/7	South Carolina	1975
Ron Yary	1968/1	USC	1971-77
#Ed White	1969/2	California	1975-78, '80
Jeff Siemon	1972/1	Stanford	1973, '75-77
Chuck Foreman	1973/1	Miami	1973-77
Matt Blair	1974/2	Iowa State	1977-82
Sammy White	1976/2	Grambling	1976-77
Tommy Kramer	1977/1	Rice	1986
Scott Studwell	1977/9	Illinois	1987-88
Joe Senser	1979/6	West Chester State	1981
Wade Wilson	1981/8	East Texas State	1988
Steve Jordan	1982/7	Brown	1986-91
Joey Browner	1983/1	USC	1985-90
Carl Lee	1983/7	Marshall	1988-90
Keith Millard	1984/1	Washington State	1988-89
#Chris Doleman	1985/1	Pittsburgh	1987-90, '92-93, '95, '97
Henry Thomas	1987/3	Louisiana State	1991-92

Randall McDaniel	1988/1	Arizona State	1989-99
#Terry Allen	1990/9	Clemson	1996
Todd Scott	1991/6	Southwest Louisiana	1992
Ed McDaniel	1992/5	Clemson	1998
#Brad Johnson	1992/9	Florida State	1999, 2002
Robert Smith	1993/1	Ohio State	1998, '00
Todd Steussie	1994/1	California	1997-98
Korey Stringer	1995/1	Ohio State	2000
Randy Moss	1998/1	Marshall	1998-00, '02-03
Matt Birk	1998/6	Harvard	2000-01, '03-04, '06-07
Daunte Culpepper	1999/1	Central Florida	2000, '03-04
Michael Bennett	2001/1	Wisconsin	2002
Bryant McKinnie	2002/1	Miami	2009
Kevin Williams	2003/1	Oklahoma State	2004, '06-10
E.J. Henderson	2003/2	Maryland	2010
Chad Greenway	2006/1	Iowa	2011
Adrian Peterson	2007/1	Oklahoma	2007-10
Sidney Rice	2007/2	South Carolina	2009
Percy Harvin	2009/1	Florida	2009

Fran Tarkenton played in Pro Bowl with the NY Giants 1967-70; Bobby Bell never played with the Vikings and all his Pro Bowl appearances were with the Kansas City Chiefs; Ed White played in the 1978 and 1980 Pro Bowls with the San Diego Chargers; Chris Doleman played in the 1995 Pro Bowl with the Atlanta Falcons and the 1997 Pro Bowl with the San Francisco 49ers, Terry Allen played in the 1996 Pro Bowl with Washington, Brad Johnson played in the 1999 Pro Bowl with the Washington Redskins and 2002 with the Tampa Bay Buccaneers.

SCOTT STUDWELL

DIRECTOR OF COLLEGE SCOUTING



A key part of the Vikings for 36 seasons in different capacities, Scott Studwell enters the 2012 season as Director of College Scouting for the 10th season. Studwell is in his 4th decade with the team and is one of the most enduring figures in Vikings history.

Studwell enters his 21st year in the team's Player Personnel department. He retired from his 14-year playing career after the 1990 season (1977-1990) and spent a year as the Vikings Assistant to the President/Player Relations in 1991 before being named the Player Personnel Coordinator from 1992-2001. Studwell was named to his current post as Director of College Scouting in April 2002. His responsibilities include overseeing all college scouting efforts and preparation for the annual NFL Draft.

Studwell has been a part of successful drafts that have included Pro Bowlers or Pro Bowl alternates Robert Smith (1st round, '93), Todd Steussie (1st, '94), Randy Moss (1st, '98), Matt Birk (6th, '98), Daunte Culpepper (1st, '99), Michael Bennett (1st, '01), Bryant McKinnie (1st, '02), Kevin Williams (1st, '03), Chad Greenway (1st, '06), Adrian Peterson (1st, '07), Sidney Rice (2nd, '07) and Percy Harvin (1st, '09). The Vikings have drafted the NFL's Offensive Rookie of the Year in 2007 (Peterson) and 2009 (Harvin) with their 1st-round selections.

Studwell's place in team history was immortalized in 2009 when he was inducted into the Vikings Ring of Honor. A member of the Vikings' 25th, 40th and 50th Anniversary All-Time Teams, Studwell holds team records for tackles in a career (1,981), season (230 in '81) and game (24 vs. Detroit in '85), as well as solo tackles in a career (1,308). No other player in Vikings history has over 1,500 career tackles. According to team media guides Studwell has more tackles with one organization than any other player in NFL history. In addition, Studwell is one of only five Minnesota players to participate in over 200 games during his career. He also played in 12 playoffs contests, including NFC Championship Games following the '77 and '87 sea-



sons. In '87 and '88 Studwell was voted to the Pro Bowl. In '89 he was named 2nd-team All-NFC by United Press International. He also was Minnesota's recipient of the Ed Block Memorial Courage Award in '87. After earning the starting MLB job in '80, Studwell led the Vikings in tackles the next 6 seasons. He also was the team's leading tackler in '88 and '89. Studwell, who tied for the team lead in fumbles recovered three times ('82, '86, '88), finished his NFL career with 15 FRs and 11 INTs.

Drafted by Minnesota in the 9th round from Illinois in '77, Studwell finished his collegiate career as the school's second all-time tackler (342) behind Dick Butkus (374). In '76 Studwell recorded 177 tackles to surpass Illinois' season record, formerly held by Butkus. As a senior Studwell recorded 23 tackles against Purdue to tie the school's single-game record.

In '90 Studwell was named to Illinois' All-Century Team, joining Butkus and Ray Nitschke as the linebackers on that squad. Studwell earned 2nd-team All-America and 1st-team All-Big Ten honors in '76, and 2nd-team All-Conference mention in '75. Studwell also was the team's co-captain and co-MVP in '76, when he played in the Hula Bowl, East-West Shrine Game and Japan Bowl.

A native of Evansville, IN (8/27/54), John Scott Studwell starred at Evansville High School. In 2001 Studwell was elected into the Indiana Football Hall of Fame. He majored in commerce at Illinois. During his playing career, he sat on the Board of Directors of the Boys and Girls Clubs of Minneapolis. Scott and wife Jenny have two daughters, Jessie and Samantha, and a son Jack.

COMPANY MAN

Since joining the Vikings as a 9th-round draft choice out of Illinois, Scott Studwell has called the franchise home. Following his record-setting 14-year playing career with the team he moved to a management role in 1991 and into scouting in 1992. In 2009, Studwell was inducted into the Vikings Ring of Honor, joining his honors as a member of the Vikings 25th and 40th-season teams.

VIKINGS ALL-TIME GAMES PLAYED

Jim Marshall.....	270
Mick Tingelhoff	240
Fred Cox.....	210
Carl Eller	209
Scott Studwell.....	202

VIKINGS CAREER TACKLES

Scott Studwell.....	1,981
Matt Blair.....	1,452

FRANK ACEVEDO



AREA SCOUT

A veteran evaluator with a track record of success, Frank Acevedo enters his 11th season with the Vikings in 2012 and his 18th season in the NFL. Acevedo joined the Vikings after seven seasons with the Kansas City Chiefs' personnel department and serves the Vikings as an Area Scout with coverage of the Midwest and East.

Acevedo spent five seasons as Kansas City's area scout covering the Big 12 region. Prior to being an area scout with the Chiefs he was an assistant in the club's personnel department.

Before joining the Chiefs personnel department, Acevedo

was RBs coach at Missouri Western in 1994 and '95. Acevedo was an assistant coach at San Francisco State, from 1985-89.

Acevedo played DB for two seasons at San Francisco State after transferring from Palomar Junior College. He was a team captain at SFSU as a senior and also earned All-Northern California Athletic Conference honors.

Born in Escondido, CA, Acevedo attended San Pasqual High School and went on to earn his bachelor's degree in physical education from SFSU. He and his wife, Phoebe, have a daughter Estella and a son, Antonio.

REED BURCKHARDT



BLESTO SCOUT

Reed Burckhardt works as the club's Blesto Scout and scouts players in the central region of the country, a position he holds for the 2nd season in 2012. Over the past few seasons, Burckhardt has gained experience within the franchise in several areas.

Burckhardt began with the Vikings as an intern in the operations department in 2009, interned with the Vikings scouting department in 2010 and grew into a full-time role with the team. His background in football included his tenure as a 3-year letterwinner as a backup QB at South Dakota State as the team

transitioned from a Division II squad to Division I FCS (Division I-AA). The Jackrabbits capped their transition by winning the 2007 Great West Football Conference title. Following his playing career at SDSU, Burckhardt worked with the football staff in a part-time role with recruiting and assisted coaching the linebackers. He graduated in 2008 with a degree in business.

A native Minnesotan, Burckhardt attended Russell-Tyler-Ruthton High School in rural Southwestern Minnesota where he was a football and basketball standout. Burckhardt is single and resides in Minneapolis.

TERRANCE GRAY



AREA SCOUT

Terrance Gray returns to the Vikings in 2012 for his 7th season as an Area Scout for the team. In his role Gray will scout the Midwest region of the country for the Vikings.

Gray comes to the Vikings from the Kansas City Chiefs where he served as the club's area scout of National Football Scouting (NFS) during the 2005 season and in preparation for

the 2006 Draft. Prior to moving into scouting, Gray was the Chiefs Player Development Coordinator and worked in player personnel from June 2003 to June 2005. As a scout with Kansas City, Gray covered the Southwest.

Gray got his start in the NFL as an intern in 2002-03 in the League office working with Player and Employee Development

and focused on the NFL's Continuing Education Program. Before his opportunity with the NFL, Gray worked as a student assistant in the Oregon State University's athletic department in academic affairs as he finished his bachelor's degree in 2002.

Gray was a CB at Oregon State in 1999 and 2000 after transferring from Palomar (CA) Junior College where he was an All-America honoree and team captain. At Oregon State Gray was part of one of the Beavers' best seasons in school history

as a senior, going 11-1 and ending the season ranked #4 in the nation after a 41-9 win over Notre Dame in the Fiesta Bowl. Gray played under former NFL head coach Dennis Erickson while at OSU.

A standout QB at Bayside High in Queens, NY, was the team MVP and a 1st-Team All-Queens choice by the New York Daily News. Gray and his wife, Kimberly, reside in Kansas City.

KEVIN McCABE



AREA SCOUT

Kevin McCabe enters his 11th season in 2012 with the Minnesota Vikings as an Area Scout, working in the Western region of the country.

McCabe came to the Vikings after working with the St. Louis Rams as an area scout for 7 years (1995-2001) and volunteering with the Rams personnel department in 1994. During his tenure with the Rams, the team became known as one of the most potent offensive attacks in the NFL. In 1999 the Rams went 13-3 in the regular season and won Super Bowl XXXIV over Tennessee following a 4-12 campaign in 1998. In 2001, St. Louis posted a 14-2 regular season mark and lost Super Bowl XXXVI to New England in one of the most exciting Super Bowls in League history. In his final three seasons with St. Louis, the Rams amassed a 37-11 regular-season record, won the NFC West title twice (1999, 2001) and finished as the

Division runner-up in 2000.

McCabe began his career in 1985 as an assistant coach at his alma mater, John Muir High School in Pasadena, CA. McCabe coached on the prep level in the Los Angeles area until becoming strength and conditioning coordinator and assistant football coach at Pomona-Pitzer College in Claremont, CA. He stayed at the school from 1991-94. In 1993 McCabe coached overseas for the East City Giants in Helsinki, Finland.

McCabe is a native of Pasadena and earned a bachelor's degree in political science in 1985 from Princeton University, where he was a three-year letterman for the Tiger football team. Kevin and his wife, Anne, have sons, Torin and Keenan, and a daughter, Katherine. The family resides in Woodland, CA.

PAUL ROELL



REGIONAL SCOUT

A veteran scout with 20 years under his belt in the NFL, Paul Roell enters his 7th season with the Vikings in 2012 and serves as a Regional Scout. He joined the team in June 2006 and scouts the Western region for the Vikings. Part of successful programs recently, Roell has won Division titles in 5 of the past 9 seasons- NFC North in 2008 and 2009 and AFC South in 2003, 2004 and 2005.

Roell spent the previous 15 seasons as a member of the Indianapolis Colts staff as an area scout. He got his first taste of scouting from 1987-89 when he scouted high school football in western Pennsylvania for Metro Index Scouting. In 1989 and '90 Roell worked as an intern for Pittsburgh Total Scouting, a division of the Pittsburgh Steelers headed by Art Rooney, Jr. He moved into the pro scouting division of BLESTO in 1990 before joining the Indianapolis Colts in 1991.


Roell gets his first experience scouting for an NFC team

after spending his entire NFL career in the AFC prior to joining the Vikings this season. During his career with Indianapolis, Roell helped build a team that has become one of the NFL's elite. The team went 1-15 in Roell's first season with the club in 1991. The Colts went on to advance to the playoffs under three head coaches- Ted Marchibroda, Jim Mora and Tony Dungy. Recently, under Mora and Dungy, the Colts have advanced to the playoffs in six of the past seven seasons. From 2002-05 the team has amassed a 48-16 mark in regular season play and won the AFC South title from 2003-05.

As a collegian, attended Ohio State University for three years before transferring to Ohio Northern and later to Robert Morris where he earned a bachelor's degree in sport management at Robert Morris in 1990.

Roell is married to Stacey and the couple has daughters Victoria and Katelin. The Roell family resides in Kansas City.

MIKE SHOLITON



AREA SCOUT

Mike Sholiton returns for his 9th season with the Vikings in 2012. He comes to the team with a wealth of football experience and is no stranger to the NFL. Sholiton will serve as a Vikings Area Scout in the southern states to find college talent for the team.

Sholiton is in his second stint in the NFL after working as an intern with the scouting, video and community relations departments of the St. Louis Rams from 1997-2000. He was a member of the 1999 Rams staff when the team won Super Bowl XXXIV over Tennessee. While working with the Rams scouting department, Sholiton maintained draft boards and collected scouting reports while evaluating and profiling draft eligible seniors for the 1999 Draft.

Sholiton came to the Vikings after four seasons with Fresno State where he served as Football Operations Coordinator for

the Bulldogs. During his tenure with Fresno State the team climbed the national charts and posted one of the most successful stints in school history. The Bulldogs went 36-18 in his four seasons with the program and played in four straight bowl games, including wins over Georgia Tech and UCLA in the 2002 and 2003 Silicon Valley Football Classics respectively.

A native of Cleveland, Sholiton was a four-year letterwinner as a receiver and punt returner at Washington University in St. Louis. He earned his bachelor's degree in marketing in 2000 and went on to earn a master's in kinesiology from Fresno State in 2001. Sholiton and wife, Ashley, have a son, Brett and daughter, Bonnie. The family resides in San Antonio.

JAMAAL STEPHENSON



ASSISTANT DIRECTOR OF COLLEGE SCOUTING

Jamaal Stephenson enters his 11th season with the Vikings in 2012 and was promoted during the 2009 offseason to Assistant Director of College Scouting for the team. He takes on additional administrative duties in his new role along with his responsibility for scouting the East Coast of the United States.

Stephenson joined the Vikings in 2002 after spending 2 years with the Houston Texans. In May of 2000, he was hired as College Administrator for the Texans. During his time in Houston, he was in charge of scouting areas of Texas, Oklahoma and Louisiana.

Prior to joining the Texans, Stephenson spent one year as a scouting assistant for the Washington Redskins. His duties included evaluations and producing scouting reports. In the

spring of 1998, Stephenson coached defensive backs as a graduate assistant at UMass.

Stephenson is a native of Goldsboro, NC. He was a 2-time All-Ivy League honoree at Brown as a DB, and was also awarded the team's "Unsung Hero" Award. He earned his bachelor's in organizational behavior management in 1997, and his master's in sport management from Massachusetts in 1999. In 2003, Stephenson was selected to Brown's All-Decade Football Team for the 1990's. He was honored as part of the 125-year anniversary celebration of football at Brown University.

Stephenson and his wife, Emily, have a son, Noah, and a daughter, Gabrielle.

SCOTT KUHN



PRO SCOUT

Scott Kuhn returns for his 6th season with the Vikings in 2012 as a Pro Scout after spending 7 seasons on the staff of the Miami Dolphins. Kuhn will assist the Vikings with NFL-wide scouting of players, advance scouting of opponents, database operations, reports and evaluations for free agency.

Kuhn has a strong background in technology as it relates to scouting and worked with Miami as College Scouting Coordinator for his final 5 seasons. He joined the Dolphins in

2000 as a Player Personnel intern and rose within the organization during his tenure. While in Miami, Kuhn worked closely with Vikings Vice President of Player Personnel Rick Spielman and Director of Player Personnel George Paton.

A 1997 graduate of Kansas State University, Kuhn holds a degree in anthropology. He is a native of Topeka, KS and attended Hayden High. Kuhn is married to Heidi with daughters Kyla and Jamie. The family resides in Shakopee.

RYAN MONNENS



PRO SCOUT

Ryan Monnens begins his 11th season in the Vikings scouting department in 2012. He is responsible for scouting NFL players, advance scouting of opponents, assisting with the pro scouting database and scouting other professional leagues.

Monnens is in his 7th season as a pro scout after spending 3 seasons as a pro personnel assistant. He joined the Vikings as an intern in 1998, spending 3 seasons in public relations.

Monnens played WR at St. John's University in Collegeville, MN (1995-97) under legendary coach John Gagliardi, the all-time winningest coach in college football history. During his tenure

at St. John's, the Johnnies won the Minnesota Intercollegiate Athletic Conference title in '95 and '96, advanced to the NCAA playoffs, and posted a (25-6-1) record.

A Minnesota native, Monnens grew up in Richmond and attended Rocori High School. Monnens earned his bachelor's degree in psychology from St. John's in 1998. Monnens resides in Excelsior with his wife, Krissy, and their daughter, Olivia.

STEVEN PRICE



PRO SCOUT

Steven Price begins his 3rd season with the Vikings personnel department, his 1st as a Pro Scout. Price will be responsible for league-wide scouting of teams and potential free agents. He will assist the coaching staff with advance reports on opponents' special teams units. Price served as a personnel intern for the Vikings in the 2010 and 2011 seasons.

Price began his NFL career at a young age as he worked in the Carolina Panthers equipment room from 2002-2005. In 2007, he interned in the Panthers public relations department. Price would then join the Vikings staff for the 2008 season as an operations intern before attending graduate school. While

with the Vikings, Price assisted the player development department aiding rookies in their transition to the NFL and preparing players for life after football.

A 2007 graduate of North Carolina A&T, Price majored in speech communication while walking-on to the football team in 2006. Between stints with the Panthers and Vikings, Price returned to school during 2009-2010 and received his MBA in sports management from San Diego State University. A Charlotte, NC native, Price attended Olympic High School. He is single and resides in Minneapolis.

JEFF ROBINSON



PRO SCOUT

In 2012, Jeff Robinson enters his 23rd season with the Minnesota Vikings and serves as a Pro Scout. Robinson assists the personnel department with league-wide player evaluation and preparing scouting reports on upcoming opponents.

After joining the Vikings as a public relations intern in 1990, Robinson worked two seasons (1991-92) as a public relations assistant and three years (1993-95) as operations assistant. He moved into the scouting department in June 1996.

In 1989-90 Robinson was an assistant coach at North High School in Minneapolis.

A three-year starter at cornerback at Northwestern, Robinson served as a team captain and was selected honorable-mention All-Big Ten as a senior in 1988. In the Wildcats' 28-10 win over Illinois (11/21) in '87, he returned an interception 73 yards for a touchdown, which at the time was the 7th longest interception return in school history and the longest interception return by a Northwestern player since '63. As a starter in all 11 games at right cornerback as a sophomore, Robinson helped the Wildcats post their best record (4-7) since 1973. Northwestern also tied a school record for takeaways with 31 in '86. He was recruited by and played as a freshman for former Vikings Head Coach Dennis Green.

A native of Minneapolis, Robinson (4/16/67) was an honorable-mention All-America and a two-time All-Minneapolis Conference selection at North High School. He was a 2-time All-State pick in track and an All-City choice in basketball. A member of the National Honor Society in high school, Robinson was recognized by the Minneapolis Public School Athletic Department in '88.

Named one of the Outstanding College Students of America, Robinson earned a degree in organizational studies/business management at Northwestern. Since '91 he has served on the board of directors of the North Community YMCA. In 1995 and 1996 he hosted a college prep basketball camp for the top 30 varsity players in the Twin Cities. For the last seven years Robinson has hosted the "Jeff Robinson Football Camp". He and his wife Cassandra have two daughters, Jassandra, Jalla and a son, Jeffrey II "Deuce" and live in Shakopee.

CONRAD CARDANO



PERSONNEL CONSULTANT

Conrad Cardano is in his 3rd decade with the Vikings in 2012, joining the team in 1987 after a successful stint in collegiate coaching and working in scouting for Blesto. Cardano is in his 1st season as a Personnel Consultant for the Vikings after 25 years on the road scouting for the club.

Since joining the Vikings, Cardano has helped build a team that has made the playoffs 14 times, including NFC Central/North titles in '89, '92, '94, '98, '00, '08 and '09. The team has played in 4 NFC Championship Games during his tenure.

Prior to joining the Vikings, Cardano worked for 3 years (1984-86) for the Blesto Scouting Combine. From 1981-83 he coached at Eastern Kentucky, which won the Ohio Valley Conference title each of his 3 seasons. The Colonels captured the NCAA Division I-AA championship in '82, when they went 13-0. Cardano joined Eastern Kentucky after 2 seasons (1979-

80) overseeing WRs at Marshall. His first collegiate coaching job came as offensive coordinator at Catholic University from 1975-78. Cardano coached 2 years at Tuscola High in Waynesville, NC and Dover-Sherborn High in Dover, MA.

Cardano played quarterback for the Hagarstown Bears of the Seaboard Pro League from 1972-73. Cardano played QB at Western Carolina from 1967-70.

Born in Washington, DC, Cardano attended Bladensburg (MD) High School. He earned his bachelor's degree in health and physical education at Western Carolina. In 1982 Cardano received his master's in education administration and supervision from Bowie State College in Maryland. His wife's name is Gloria. Cardano has two sons – Christopher and Anthony.

KICKOFF
EXECUTIVES
STAFF
COACHES
PLAYERS
ROOKIES
2011 SEASON
RECORDS
PLAYOFF RECORDS
HISTORY
EXTRA POINTS

PAUL WIGGIN



PERSONNEL CONSULTANT

In almost five decades as a player, coach and administrator in the National Football League, Paul Wiggin has been closely linked with the success of several teams.

In his role as a Vikings Personnel Consultant, Wiggin works with the department that is responsible for the evaluation all NFL players and advance scouting of the Vikings' upcoming opponents.

Wiggin first joined the Vikings in 1985 as defensive line coach in Bud Grant's final season as head coach. Wiggin oversaw a line that featured DE Chris Doleman and DT Keith Millard, who posted 21.0 and 18.0 sacks respectively in 1989, earning Millard NFL Defensive Player of the Year.

Wiggin's career included head coaching jobs at his alma mater, Stanford, from 1980-83 on a team that included John Elway and Darrin Nelson. From 1975-77 Wiggin was head coach of

the Kansas City Chiefs. His coaching career started in 1968 with the San Francisco 49ers defensive line.

As a standout DE for the Cleveland Browns from 1957-67, Wiggin never missed a game, playing in 146 straight. He earned Pro Bowl starts in 1965 and '67 and was named to the Browns all-time team. In 2008 he was inducted as a Cleveland Browns Legend, honoring the top players in franchise history. A 2-time All-America at Stanford, Wiggin was inducted to the College Football Hall of Fame in 2005. He has bachelor's and master's degrees from Stanford.

A native of Modesto (CA), Wiggin attended Manteca Union High. He and his wife, Carolyn, have three children and eight grandchildren.

JERRY REICHOW



PERSONNEL CONSULTANT

Jerry Reichow has seen the growth and development of the Minnesota Vikings with a front row seat since the team first took the field as a raw expansion outfit.

A standout player on the debut Vikings team in 1961, Reichow has worked over four decades with the team in a variety of personnel roles.

Reichow's eye for talent has played a key role in the success of the franchise and he has worked with all seven head coaches in Vikings history.

Reichow began in the Vikings front office in 1966 as Director of Player Personnel. He moved on to be Director of Football Operations in 1975 and Assistant General Manager, National Scouting in 1992. Reichow was a key contributor to the Vikings draft process throughout his career and the team developed a reputation for finding talent hidden in late rounds of the draft.

Originally joining the team in 1961 in a trade from Washington, Reichow played 1961-64 for the Vikings. He led the team in receiving in 1961 and '62, joined Hugh McElhenny in '61 as the first 2 Pro Bowlers in team history and his 11 TD catches '61 stood as the team record until Cris Carter broke it in 1995.

Reichow entered the NFL as a 4th-round pick in 1956 by Detroit, helping the Lions to the 1957 NFL title. Reichow was

the 1955 Iowa Hawkeyes MVP. He left school as the school record holder in total offense and played in the Shrine Bowl and Senior Bowl as a senior. On the hardwood, Reichow helped the team to the Final Four in 1955.

A native of Decorah, IA, Reichow and his wife, Carolyn, have three children.



BUD GRANT

CONSULTANT

Bud Grant holds a notable place in the history of the Vikings franchise but also in the state of Minnesota. An icon of the sport and the team, Grant and the Vikings were synonymous for his 18 seasons as head coach of the club.

Grant retired as the winningest head coach in team history following the 1985 season, capping a career that would be honored with induction into the Pro Football Hall of Fame less than a decade later. Grant's place among the giants of the game is marked by a career regular season record of 158-96-5, winning 11 division titles in his 18 seasons and leading the Vikings to the Super Bowl 4 times.

Grant's coaching career began in the Canadian Football League in 1957 with the Winnipeg Blue Bombers. Grant moved to the sideline for 10 seasons (1957-66) immediately after retiring as a player for the Blue Bombers from 1953-56 where he played both ways as a WR/DB and was a Western Conference All-Star 3 times. During a playoff game against Saskatchewan, Grant snared 5 INTs to set a pro football record for a game. He entered pro football as a player with the Philadelphia Eagles for 2 seasons in 1951-52, ranking 2nd in the NFL in receiving in 1952. Grant had a 203-yard receiving day against the Dallas Texans in 1952 that still ranks as the 4th-best day in Eagles history.

As a coach in Canada, Grant led Winnipeg to the Grey Cup 6 times, winning the title 4 times- 1958, '59, '61, '62. Grant is the

1st person to be elected to the Pro Football Hall of Fame and the Canadian Football Hall of Fame.

Despite his many connections to Minnesota, Grant is a native of Superior, WI and graduate of Superior High. Upon graduation in 1945 he enlisted in the Navy and spent his basic training at Great Lakes Naval Station in Chicago where he played on a base football team coached by fellow Hall of Famer Paul Brown. Grant enrolled at the University of Minnesota where he would be a 3-sport standout in football, basketball and baseball. He twice earned All Big Ten honors in football. He was sought after as a pro athlete, being drafted by the Philadelphia Eagles and the NBA's Minneapolis Lakers. He won a pair of NBA titles with the Lakers in 1950 and '51 before turning to football where he played in 1951 and '52 for the Eagles. He was the 2nd-leading receiver in the NFL in 1952 before a contract dispute led him to Winnipeg to finish his playing career.

The Grant family is prominent in Minnesota in many areas. The matriarch of the Grant family, Bud's wife of 59 years, Pat, passed in the spring of 2009. Grant has 6 children, 19 grandchildren and 2 great-grandchildren.



FRED ZAMBERLETTI

CONSULTANT-TEAM HISTORIAN

Fred Zamberletti has a long and storied history with the franchise and has had a hands-on role in the building of the Vikings from an expansion club in 1961 to a team that has become ingrained in the fabric of life of the Upper Midwest. Zamberletti had a streak being on hand for 1,049 consecutive Vikings games, dating to the start of the franchise in 1961, snapped in 2011 at Washington, but he bounced back to start a new streak the following week in the 2011 finale vs. Chicago.

Zamberletti has earned the respect and trust of countless players and staff during his tenure with the Vikings. In his time with the team Zamberletti has been a friend, brother, father figure and mentor to countless players, coaches and co-workers. When the team held Fred Zamberletti Day on December 20, 1998 before kickoff of the Vikings-Jacksonville Jaguars game, over 100 Vikings alumni turned out to celebrate with him. To the media he's known as "Trainer for Life." Former head coach Bud Grant acknowledged him as the "Cornerstone of the Vikings" and former General Manager Mike Lynn referred to Fred as "Mr. Viking." The players with respect and admiration refer to him as "The Man." To his friends and compatriots he is known as "The Voice of Reason." Zamberletti was the Head Trainer from 1961-98, Coordinator of Medical Services from 1999-2001 and currently Senior Consultant.

A successful entrepreneur and a man of deep religious

beliefs, the 78-year-old Zamberletti was a 1st Lieutenant in the U.S. Infantry. Following his graduation from the University of Iowa he served as chief physical therapist at Hibbing General Hospital in 1959 and head athletic trainer at the University of Toledo in 1960 before joining the Vikings at the team's inception in 1961.

Zamberletti is a native of Melcher, IA, and in addition to numerous professional awards he was inducted into the Minnesota Athletic Trainers Hall of Fame and was chosen Professional Athletic Trainer of the Year in 1986 by the Drackett Company of Cincinnati. He and the Vikings staff earned the 1996 NFL Athletic Training Staff of the Year. In 1999 he earned the Cain Fain Award at the NFL Physicians Sports Sciences Symposium and is an Honorary Fellow of the Minneapolis Sports Medicine Center.

Recognized by the governor as an Honorary Ambassador of the State of Minnesota, Zamberletti has also received Minneapolis' Honorary Citizen Award. In 2011, Zamberletti was recognized by his alma mater, the University of Iowa, with the Distinguished Alumni Award.



JEFF ANDERSON

DIRECTOR OF CORPORATE COMMUNICATIONS

Jeff Anderson is currently in his 10th season with the Vikings and his 2nd as Director of Corporate Communications. Anderson plays a lead role in external and strategic communications, serving as a team spokesman and developing communication programs on non-football initiatives, including public affairs, community relations, sales and marketing, business affairs and crisis communications.

Most recently, Anderson worked closely on the organization's internal stadium team and with Vikings ownership in the quest to build a new home for Vikings football, an effort that culminated with the passage of stadium legislation on May 10, 2012. Anderson led media relations, external and strategic communications and grass roots development. Moving

forward, he will continue to play a key role with the Vikings stadium team during the 4-year design and construction period leading to the new facility's opening in 2016. Anderson also assists with the Vikings social media strategy and provides media relations support for players and coaches.

A native of Adair, Iowa, Anderson graduated from Buena Vista University before joining the Vikings as a public relations intern in 2003. Anderson has assisted the NFL public relations staff during two NFC Championships. He serves on the boards of the Minneapolis Regional Chamber of Commerce, the East Downtown Council, and Buena Vista's National Alumni Association. Anderson resides in Bloomington.



BOB HAGAN

DIRECTOR OF PUBLIC RELATIONS

Entering his 22nd season in 2012 with the Vikings and his 15th as Director of Public Relations, Bob Hagan is responsible for coordinating print and electronic media coverage of the Vikings as well as overseeing the publication of the official team guide, team records and archives.

A 1990 graduate of Iowa State University with a bachelor's degree in mass communications, Hagan was an intern in 1989-90 for KARE 11-TV. In 1991 Hagan served as an intern in the Vikings public relations office under Merrill Swanson. In

1992 he was hired full time and served as an assistant under Swanson and then Dave Pelletier until his promotion to Director of Public Relations prior to the 1998 season. Following the 1998 and 2000 seasons, Hagan accompanied the Vikings staff and helped the NFL with PR efforts at the Pro Bowl. Recently, he has worked with the NFL PR staff at the past 10 Super Bowls.

A Twin Cities native, Hagan is a 1986 graduate of Wayzata High School. Hagan and wife Val reside in Plymouth, with children Matt, Carley and Brad.



LUTHER HIPPE

DIRECTOR OF OPERATIONS-TEAM TRAVEL

Luther Hippe returns as Director of Operations-Team Travel in 2012, his 7th season in that role and his 19th overall season with the Vikings. Hippe is responsible for all aspects of team travel and transportation while serving as the point person for off-season travel including bringing in players during the free agency visit process. The 2010 season presented unique challenges to Hippe and the Operations and Facilities staffs after the weather-related collapse of the domed roof at MOA Field and the moving of the final pair of home games for the Vikings to Detroit's Ford Field and TCF Bank Stadium on the campus of the University of Minnesota.

Hippe is one of the Vikings' longest-tenured employees and got his first exposure to the team as a training camp

intern in 1993. He returned to the team as a season-long intern in 1994 and was hired to the staff in the spring of 1995 as an assistant in the team operations and personnel departments. After a season in a shared capacity, Hippe turned his focus to operations.

Hippe was a four-year basketball letterman at Sioux Falls College in his hometown. He earned his bachelor's in mass communications from SFC in 1987.

Hippe has been active with the Big Brothers/Big Sisters program in the Twin Cities and charitable endeavors in his hometown. Hippe and wife, Emily, reside in Chanhassen with their son, George and twins Ingrid and Levi.



PHIL HUEBNER

DIRECTOR OF TICKETING & HOSPITALITY

Phil Huebner enters his 15th season with the Vikings as the Director of Ticketing and Hospitality in 2012.

Since October 1998, Huebner has overseen and revamped the successful Vikings Ticket Sales and Operations Departments, which are responsible for customer service and the sale of season, group and individual tickets along with hospitality packages. In 1999 season ticket sales were capped at 60,000, an increase of 17,000 from the 1998 season. Entering the 2011 season the Minnesota Vikings have sold out 134 consecutive pre-season, regular season and playoff games at Mall of America Field. The three largest home crowds in team

history have been during Huebner's tenure, including the team-record 64,482 fans who watched the Vikings battle Green Bay on 11/2/03. The Vikings have topped the 500,000 mark for home attendance in each of the past 14 seasons, setting the franchise record at 513,437 in 2003.

Huebner joined the Vikings after 12 years with the Minnesota Twins where he was in various sales positions and spent the final two years as the Director of Sales.

A 1986 graduate of Wisconsin-Stevens Point, he has a bachelor's in political science. Huebner and wife, Debbie, have two children, Rebecca and Bret, and reside in Andover.



DANNON HULSKOTTER

DIRECTOR OF MARKETING & BUSINESS DEVELOPMENT

The 2012 season will be Dannon Hulskotter's 12th with the Vikings. Hulskotter and the Marketing Department are responsible for managing the team's branding, marketing, promotions, game entertainment/production, digital and social initiatives along with corporate hospitality and all partner and fan special events.

Hulskotter acts as the main liaison with the team's flagship radio station, network radio affiliates, and local ancillary TV and pre-season TV partner programming.

Prior to joining the Minnesota Vikings, Hulskotter worked with Pacers Sports & Entertainment in Indianapolis from 1999-2001 and CAVS/Gund Arena Company in Cleveland from 1994-99.

A graduate of the University of Iowa with a degree in sports management, Hulskotter and wife, Amy, have two sons, Jack and Alex, and reside in Prior Lake.



KIM KLAWITER

DIRECTOR OF SECURITY

Entering his 7th season as the Vikings' Director of Security in 2012, Kim Klawiter has worked with the team in game day and special events security since 2001.

Klawiter has a broad background in law enforcement and in the military, experience that benefits the organization as he has responsibility for the security of the Vikings owners, players and staff and the team headquarters at Winter Park. Klawiter coordinates with the Minneapolis Police Department for security at the Metrodome during Vikings home games.

A 24-year veteran of the Minnesota State Patrol, Klawiter retired as a lieutenant. He spent 15 years coordinating VIP visits to the state and was responsible for the State Patrol's highly-trained Special Response Team. Klawiter escorted Mikhail Gorbachev on his visit to the state and has provided security

to three U.S. Presidents and other prominent public figures.

Klawiter was drafted into the U.S. Army in 1968 and served as a platoon sergeant in Vietnam where he earned the Bronze Star for heroism among other honors. He spent 14 total years in the military between active duty, National Guard and Army Reserve. After his tour of duty, Klawiter returned to school at the University of Minnesota, majoring in sociology.

Klawiter serves on the board and is currently Vice President of the Law Enforcement Memorial Association, an organization that supports the families of officers who have died in the line of duty.

Klawiter resides in Arden Hills with wife, Kathy. The couple has two children, Kelly and Kyle, and four grandchildren, Hunter, Tanner, Alyssa Marie and Wyatt.



LISA LARSON

DIRECTOR OF HUMAN RESOURCES

Lisa Larson begins her 7th season with the Vikings in 2012 and directs the employee relations, benefits, staffing, performance management, compensation, compliance, workers compensation and safety for the Vikings staff. Larson's responsibilities cover the Vikings players and coaches, full-time staff and over 200 seasonal and part-time employees.

Larson has over 15 years of experience in human resources in several varied industries, from insurance to printing and manufacturing. Before joining the Vikings in 2006, Larson spent 2004-06 in human resources at Minnesota-based power sports giant Polaris.

A native of Minnesota, Larson attended Robbinsdale Cooper High School. She captained the North Hennepin Community College softball team before transferring to St. Cloud State University where she earned a bachelor's degree in management with an emphasis in human resources.

Larson and her husband Kris reside in Rogers with their children Kalvin and Lauren.



CHAD LUNDEEN

DIRECTOR OF OPERATIONS & FACILITIES

The 2012 season will mark Chad Lundeen's 15th with the Vikings and 3rd overseeing facilities operations at Winter Park and coordinating operations at Mall of America Field for the team.

Lundeen has been associated with the team since 1998 when he did an internship with the club and was hired full time in 2000 with duties in Operations and Community Relations. In recent years Lundeen has handled the Vikings' training camp efforts at Minnesota State University, Mankato.

Already familiar with the Mankato scene, Lundeen was a natural fit. He earned a bachelor's degree in business administration from MSU and exemplified the model of the student-

athlete. A four-year competitor on the Maverick hockey team, Lundeen was a summa cum laude graduate and a recipient of MSU's prestigious Preska Scholarship, presented annually to a top student who is involved actively in campus life. Lundeen earned the Team Leadership Award for his efforts in hockey as a junior. Lundeen continued his education at MSU as a graduate assistant in the athletics department and earned his master's degree in sports management.

A 1993 graduate of Little Falls (MN) High, Lundeen and wife, Lindsay, reside in Chaska with their daughter, Evelyn and son, Titus.



BRAD MADSON

EXECUTIVE DIRECTOR OF COMMUNITY RELATIONS/
YOUTH FOOTBALL

Brad Madson first joined the Vikings staff in 1992 and enters his 17th season in 2012 heading up team community relations and expanding the club's youth football initiatives.

In his tenure, Madson has developed the Vikings community relations into one of the NFL's strongest. Madson has worked with a pair of players who have garnered the prestigious Walter Payton Man of the Year award from the NFL - Cris Carter in 1999 and Madiue Williams in 2010. In 2011, former Viking Matt Birk won the award after being a finalist in 2008.

The Vikings have implemented Community Tuesday as a concept that has been adopted League-wide. Community Tuesdays have Vikings players active in community events at local schools, hospitals, recreation centers and other nonprofit organizations on their only day off of the week during the sea-

son. In 2009, Madson received the "Distinguished Service Award" from the Minnesota Football Coaches Association.

Madson worked with the Vikings suite and ticket sales efforts from 1992-96 before moving into community relations. A graduate of the University of Minnesota in journalism, Madson worked in television sports as an anchor and reporter prior to joining the Vikings. Madson was a member of the Golden Gophers' Big 10 champion tennis team during his college career.

Madson is single and resides in Minneapolis.



BOB MARCUS

DIRECTOR OF VIDEO

In his 12th season with the Vikings in 2012, Bob Marcus is in his 11th as Director of Video after serving as Director of Digital Video in 2001.

Marcus is responsible for overseeing all aspects of videotaping Vikings practices and games as well as distributing video to coaches and players.

The Vikings utilize an XOS Technologies digital video network that features viewing stations in each meeting room and coach's office. Every NFL game and all practice footage is put online to be instantly accessed by players, coaches and scouts.

Prior to joining the Vikings in 2001, Marcus worked with the University of Minnesota Golden Gopher football program as video coordinator for 17 years. A native of Minneapolis, he attended Edison High School. Marcus is a 1982 graduate of the University of Minnesota with a degree in photojournalism.

As an undergraduate, Marcus was a student assistant for the Gophers and got his start filming practices and games for

the football team. Marcus was hired by the University full-time in 1984. During his tenure with Minnesota, he worked with Gophers head coaches Joe Salem, Lou Holtz, John Gutekunst, Jim Wacker and Glen Mason. The 1985 Gophers won the Independence Bowl, the '86 club played in the Liberty Bowl, the '99 team was in the Sun Bowl and the 2000 Gophers played in the Micron PC Bowl.

Marcus and his wife, Tami, have two children, Rob and Amy, and reside in Champlin.



J.P. PAUL

DIRECTOR OF SUITES & PREMIUM SEATING

The 2012 season will be J.P. Paul's 10th season with the Vikings organization and his 6th season as the team's Director of Suites & Premium Seating.

As part of his responsibilities, Paul oversees all sales and operational aspects of Mall of America's Private Suites and serves as the Vikings Suite liaison with Aramark and Main Gate, which provide catering services and merchandise fulfillment, respectively, for the Private Suites. Under Paul's leadership, the Vikings also introduced the Legends Club and TicketExchange Touchdown Club. These exclusive Premium Seating areas were the first of their kind in the history of the stadium. In 2010, the Vikings Premium Seating Department introduced the Gridiron Club, a brand new members-only club/bar which will further enhance the game day experience for Vikings fans.

Along with his day-to-day responsibilities with the Vikings, Paul is a member of the Association of Luxury Suite Directors where he served as the NFL's 2007 Premium Seating Committee Chairman and is also very active coaching youth baseball and basketball. A lifelong sports fan and participant, he played Division I collegiate baseball at Miami University in Oxford, Ohio, where he graduated in 1992 with a bachelor's degree in marketing.

J.P. and his wife, Megan, reside in Chaska with their three sons, Ryan, Matthew and Nicholas.



LES PICO

EXECUTIVE DIRECTOR PLAYER DEVELOPMENT/LEGAL

Entering his 8th season with the Vikings in 2012 and his 15th in the NFL, Les Pico serves the Vikings as Executive Director of Player Development/Legal.

Pico is responsible for heading the Vikings efforts in continuing education, family assistance and career internships. Pico joins players at the annual Rookie Symposium, serving as a team liaison between the NCAA and the team and legal issues that arise concerning players, coaches and staff. Pico helped implement a Vikings "mini-symposium" to assist rookies in their transition to life in the NFL and he lends his expertise to the team during the NFL Combine and during the free agency period. In 2008, the Vikings were honored by the NFL with the Player Development Continuing Education Award when an NFL-high 9 players were enrolled in school.

Pico joined the Vikings after 4 seasons with the Kansas City Chiefs where he worked as Player Development Coordinator/Legal. Pico worked with NFL Security from 1998-2000 and with the NCAA from 1991-98 as an enforcement representative.

A native of Mesa, AZ, he attended Scottsdale Community College where he was a decorated QB and team MVP. After SCC, Pico went on a 2-year LDS mission was involved in private business. He returned to Arizona State to complete his bachelor's where he was a Cum Laude graduate in criminal justice in 1987 and went on to law school at Washburn (KS) University, earning his Juris Doctorate in 1991. Pico served as an assistant football coach at Washburn while attending law school.

Pico and his wife, Rita, have four children.



DENNIS RYAN

EQUIPMENT MANAGER

One of the veteran equipment managers in the NFL, Dennis Ryan enters his 37th season on service with the Vikings in 2012. A lifetime resident of St. Paul, Ryan joined the Vikings in 1976 as an assistant to Jim "Stubby" Eason, who spent 20 years as the Vikings Equipment Manager. Ryan was elevated to the position in June 1981. At a mere 21, Ryan became the youngest equipment manager in the NFL. He is only the second person in Vikings history to hold the job.

In 1984 Ryan designed the first eye shield to be worn by a player in an NFL game, creating a shield to protect defensive

lineman Mark Mullaney, who had suffered an eye injury in a previous game. The revolutionary idea caught on and evolved into a common piece of football equipment. In March 1995 Ryan received the Whitey Zimmerman Award, recognizing the NFL's Equipment Manager of the Year.

Ryan attended the University of Minnesota (1978-79) and University of St. Thomas (1980-81). He and wife Laura, have three children, Ben, Maureen and Annie, and reside in St. Paul.



MIKE SLATES

DIRECTOR OF SALES & SERVICE

Mike Slates begins his 13th season with the Vikings in 2012 as Director of Corporate Sales & Service. Slates is responsible for overseeing all aspects of corporate sponsorship revenue, including media, signage, print, internet, promotional and special event sales. Under his leadership and with the addition of radio and television broadcast rights, the group has totaled record-setting revenues each year. Slates also directs the Partnerships group, which is responsible for providing an elite level of service to the team's corporate partners via corporate travel/hospitality, in- and out-of-stadium promotions and

special events as well as other corporate partnership elements.

Prior to joining the Vikings, Slates was a Corporate Sales Consultant for the NBA's Cleveland Cavaliers. From 1998-2000, he was Director of Corporate Sales for the Columbus Crew of Major League Soccer. During that time the Crew opened the nation's first professional soccer-specific stadium.

Slates, who earned his bachelor's degree in sports management at Bowling Green State University, has a daughter, Rachel, and a son, Noah. Slates resides in Prior Lake.

VIKINGS STAFF



Amy Anthony
Events & Hospitality Manager



Don Becker
Consultant - Stadium &
Real Estate Development



Charlie Boeckenhauer
Ticket Account Executive



Luke Burson
Football Information
Systems Analyst



Ryan Cardinal
Interactive Marketing
Coordinator



Eric Charlson
Facilities Assistant



Laura Culbertson
Account Executive



Bobbe Daggett
Finance Assistant



Grant Davison
Turf Manager



Anne Doepner
Manager of Football
Administration



Tanya Dreesen
Corporate Sales Manager



Alicia Dreyer
Graphic Design Specialist



Peter Duggan
Corporate Sales Manager



John Dvorak
Account Executive



Jon Ekstrom
Public Relations Assistant



Nathan Fix
Marketing Partnerships
Manager



Kieron Frazier
Business and Legal Affairs



Adam Groene
Assistant Equipment Manager



Matt Guba
Marketing Partnerships
Coordinator



Travis Hamre
Senior Account Executive-
Group Ticket Sales

VIKINGS STAFF



Bryan Harper
Senior Marketing Manager,
Executive Producer, V.E.N.



Robyn Harrower
Office Assistant



Todd Hauck
Information Technology
Specialist



Mike Huiras
Editor and Videographer



Trish Huizinga
Executive Assistant to Owners



Lois Hyde
Executive Assistant



Deb Jones
Marketing Manager-
Special Events



Steve Kilchenman
Video Assistant



Natalie Kolander
Corporate Sales Manager



Tami Krause
MVC Head Coach &
Coordinator



Patrick Leopold
Vikings Children's Fund
Coordinator



Sharon Lohmar
Ticket Sales Representative



Jess Lowenberg
Graphic Design Specialist



Mike Manahan
Manager of Suite Operations



Paul Martin
Team Operations Coordinator/
Training Camp



Tracy McDonald
Executive Assistant



Geji McKinney
Director of Food Service
Operations



Joe Mee
Manager of Ticket Operations



Doug Melnyk
Corporate Sales Manager



Carl Miklas
Controller

VIKINGS STAFF



Nick Miller
Video Assistant



Nick Miller
Facilities Assistant



Justin Miner
Facilities Assistant



Marc Morgan
Senior Corporate Sales
Manager



Stuart Morrow
Account Executive



Jay Nelson
Multimedia Specialist/
Studio Supervisor



Paul Nelson
Manager-Football Information
Systems



John Neppi
Ticket Sales Manager



Aaron Neumann
Assistant Equipment Manager



Cheryl Nygaard
Director of
Information Technology



Chuck Pamperin
Ticket Sales Representative



Mary Redmond
Executive Assistant to the
Head Coach



Steve Reed
Senior Account Executive



Emily Rooney
Marketing Partnerships
Coordinator



C.J. Rugh
Sales & Marketing Coordinator



Ren Rutkus
Sales & Partnerships Assistant



Nicole Santelman
Manager of Private Suite Sales



Ann Schumacher
Accounting Manager



Carla Smith
Payroll Supervisor/Accountant




Jordan Struck
Editor and Videographer

VIKINGS STAFF



Erin Swartz
Marketing Manager -
Branding & Promotions



Brett Taber
Marketing Coordinator



Kimi Tonneson
Accounting Clerk



Viktor
The Viking



Allan Wertheimer
Production Coordinator



Tom West
Assistant Director of
Public Relations



Kelly Wilske
Executive Assistant -
Player Personnel



Mike Wobschall
Vikings.com Writer/Editor



2012 VIKINGS CHEERLEADERS

To book an appearance by the Minnesota Vikings Cheerleaders or to get information on their many programs, including the Junior Cheerleaders and Senior Cheerleaders, visit vikings.com or contact the Cheer Coordinator at 952-828-6530. The ladies make appearances at corporate, charity, community and sponsor events throughout the year and travel in support of our troops serving overseas. Cheerleader merchandise can be found online at vikings.com and at local stores.





2012 TEAM GUIDE



**SHOW YOUR
HORNS**

PLAYERS

JARED ALLEN #69



POSITION: Defensive End
HEIGHT/WEIGHT: 6-6/270
DOB: 4-3-82
HOMETOWN: Los Gatos, CA

COLLEGE: Idaho State
ACQUIRED: Trade (KC) for 2008
NFL SEASON: 9
VIKINGS SEASON: 5

GAMES/STARTS (regular season, playoffs) 2004 (15/10-KC), 2005 (16/15-KC), 2006 (16/16, 1/1-KC) 2007 (14/14-KC), 2008 (16/16, 1/1), 2009 (16/16, 2/2), 2010 (16/16), 2011 (16/16). **Total-** 125/119, 4/4 (61/55, 1/1-KC; 64/64, 3/3-Minn.).

- Broke Vikings record with 22.0-sack season in 2011 and came within .5-sack of matching NFL single-season record.

- Led NFL in sacks for 2nd time in his career in 2011, a feat he accomplished in 2007 with 15.5.

- Earned 1st-Team A.P. All-Pro honors in 2011, the 4th time in his career and 3rd time as a Viking.

OFF THE FIELD A long-time supporter of veterans, started Jared Allen's Homes for Wounded Warriors in 2010, a charity to provide handicap-accessible homes for veterans returning from duty...Took part in USO tour to Iraq in March 2009...Majored in mass communications at ISU...Spent parts of his 2009 offseason hunting throughout North America, pursuing wolves, bison and elk to name a few...Took a bison while archery hunting on Relentless Pursuit TV show...Published a wild game cook book, *The Quarterback Killer's Cookbook*...Has a brother in the Marine Corps...Owns a clothing company, Jared Allen 69, featuring his trademark caps and t-shirts, available at JaredAllen69inc.com...Active with Juvenile Diabetes Foundation...Father, Ron, was a football standout at Jamestown (ND) College who went to training camp with the Vikings and played in the USFL...Older brother played football at Jamestown and his younger brother played at Idaho State before joining the Marine Corps...Visited Moorhead, MN, area as part of the 2008 Vikings You Made The Team Community Tour...Married in spring 2010, couple had a daughter in 2011.

PRO Set new Vikings record and career-best with 22.0 sacks in 2011, nearly matching the NFL record of 22.5...Leads NFL since his rookie year in 2004 with 105.0 sacks...Ranks 6th in Vikings history with 62.0 career sacks...Earned 1st-Team Associated Press **All-Pro** and **Pro Bowl** honors in 2011...Was runner-up in 2011 AP Defensive Player of the Year voting...Earned 1st-Team Associated Press **All-Pro** honors and **Pro Bowl**

TOP OF THE HEAP

Jared Allen leads the NFL in sacks since entering the league as a 4th-round pick and the 12th DE drafted in 2004 and came within .5 sack of matching the NFL single-season mark. He notched his career-high 4.5 sacks in a game vs. Green Bay (10/5/09).

2004-11 NFL SACKS

PLAYER	SACKS
Jared Allen	105.0
DeMarcus Ware	99.5

VIKINGS SINGLE-GAME SACKS

PLAYER	SACKS
Randy Holloway, vs. Atlanta, 9/16/84	5.0
Jared Allen, vs. Green Bay, 10/5/09	4.5



berths from 2007-09...Led Vikings and ranked 2nd in the NFL with 14.5 sacks in 2009...Matched NFL career record and set Vikings record with 4 career safeties...Had career-best 2 INTs during 2010...Scored 4 career TDs, 2 on defense with a 36-yard INT return at Detroit (1/2/11) and returned a fumble 52 yards for a score at St. Louis (10/11/09)...Scored 2 TDs on receptions in goal-line situations while with Kansas City...Posted 4.5 sacks vs. Green Bay (10/5/09), the 2nd-most in a game in Vikings history...Has 28 career multi-sack games, including playoffs...Acquired by the Vikings via trade with Kansas City on 4/23/08, sending the Vikings 1st-round pick (#17) and both 3rd-round picks (#73, #82) along with swapping 6th-round picks (#182 for #187) with the Chiefs...His 15.5 sacks in 2007 is the 2nd-best single-season performance in Kansas City history behind Derrick Thomas' 20.0 in 1990...Ranks 6th in Chiefs history with 43.0 career sacks...Set Chiefs record and led NFL with 6 fumble recoveries in 2006...Scored a pair of TDs on goal-line receptions in 2007, hauling in a 2-yard pass vs. San Diego (12/2/07) and a 1-yarder at Detroit (12/23/07)...Entered the NFL as a 4th-round pick (#126) by Chiefs in 2004...Was the 12th DE drafted in 2004.

HONORS Named to **50 Greatest Vikings** team as part of 50th season celebration in 2010...2007, 2008, 2009, 2011 1st-Team Associated Press **All-Pro**...2007, 2008, 2009, 2011 **Pro Bowl**...Vikings 2009 and 2011 **Defensive MVP** as voted by teammates...Named **2011 NFL Defensive Player of the Year** by The Sporting News...**NFC Defensive Player of the Month** in October 2011...**NFC Defensive Player of the Week** vs. Chicago (11/30/08)...**AFC Defensive Player of the Month** in October 2007...**AFC Defensive Player of the Week** vs. Washington (10/16/05)...2006 **USA Today All-Joe Team**...2004 Pro Football Weekly **All-Rookie Team**.

2011 Broke team record held by Hall of Famer Chris Doleman since 1989 with a 22.0-sack performance, capped by a season-best 3.5 sack day against Chicago (1/1/12) in the season finale...Nearly matched NFL's single-season sack record of 22.5 in a season held by Michael Strahan...Earned A.P. 1st-Team **All-Pro** honors, a **Pro Bowl** berth and was runner-up in NFL Defensive Player of the Year voting...Named Vikings **Defensive MVP** by his

IMMEDIATE IMPACT

Jared Allen's record-setting 2011 season put him in elite company, leading the NFL and setting a new Vikings single-season record with 22.0 sacks.

VIKINGS SINGLE-SEASON SACKS

PLAYER, SEASON	SACKS
Jared Allen, 2011	22.0
Chris Doleman, 1989	21.0
Keith Millard, 1989	18.0
Alan Page, 1976	18.0
John Randle, 1997	15.5
Carl Eller, 1977	15.0
Carl Eller, 1969	15.0
Jared Allen, 2009	14.5
Jared Allen, 2008	14.5
Chris Doleman, 1992	14.5

NFL SINGLE-SEASON SACKS

PLAYER	SACKS
Michael Strahan, NY Giants, 2001	22.5
Jared Allen, Vikings, 2011	22.0
Mark Gastineau, NY Jets, 1984	22.0
Chris Doleman, Vikings, 1989	21.0
Reggie White, Eagles, 1987	21.0

NFL CAREER SACKS BY ACTIVE PLAYERS

PLAYER	SACKS
John Abraham, 2000-11	112.0
Jared Allen, 2004-11	105.0
Dwight Freeney, 2002-11	102.5

teammates, the 2nd time in his 4 seasons with the team...Set team record with 11 straight games recording at least 0.5 sacks, dating back to 2010 season...Had or shared a sack in 13 of the 16 games during his record-setting season...Had 2.0+ sacks in 6 games...Led NFL with 4 fumble recoveries, the 2nd-best mark of his career...Snared an INT vs. San Diego (9/11) in season opener...Posted 2.0 sacks in return to Arrowhead Stadium (10/2)...Caught Broncos RB Willis McGahee in end zone for a safety vs. Denver (12/4), matching the NFL record with his 4th career safety.

2010 Led Vikings in sacks for 3rd straight season and elevated himself into elite company by moving to 3rd in NFL history for sacks in a player's opening 7 seasons with 83.0, trailing only Hall of Famers Reggie White (110.0) and Derrick Thomas (85.0)...Moved into 1st place in Vikings history with 40.0 sacks in his opening 3 seasons, passing Alan Page's 28.5...Scored 4th career TD and 1st by INT return, at Detroit (1/2/11)...His TD at Detroit was his 2nd defensive TD since joining the Vikings...Tied Vikings record for defensive linemen with 2 INTs in a season...Had a 6-game streak with a sack and had a sack in 8 of the final 9 games of the season...Notched season-high 2.5 sacks vs. Arizona (11/7).

2009 Followed impressive debut with the Vikings with another record-setting season...Earned 1st-Team All-Pro honors from Associated Press and was a Pro Bowl starter...Ranked 2nd in the NFL with 14.5 sacks...Notched 4.5 sacks vs. Green Bay (10/5) on Monday Night Football, the 2nd-best single-game sack performance in Vikings history...Set Vikings record with his 3rd career safety when he sacked Packers QB Aaron Rodgers in the end zone vs. Green Bay (10/5)...Posted 7.5 sacks for the season in 2 meetings with Green Bay...Scored 1st career defensive TD at St. Louis (10/11) when he picked up a Kyle Boller fumble and returned it 52 yards for a TD...Snared an INT, the 2nd of his career, vs. Chicago (11/29) off Jay Cutler...Tied career high with 10 tackles vs. Baltimore (10/18).

2008 Impact player for the Vikings after his acquisition in blockbuster trade days before the 2008 Draft...Earned 1st-Team All-Pro honors from Associated Press and named to

Pro Bowl for 2nd straight year...Joined fellow linemen Kevin Williams and Pat Williams earning Pro Bowl berths, the 1st trio of Vikings linemen in the game since 1969...Led Vikings and ranked 5th in the NFL with 14.5 sacks...His 14.5 sacks were the most by a Viking since John Randle's 15.5 in 1997 and are the most in a player's 1st season with the Vikings...Tied Vikings playoff record with 2.0 sacks on QB Donovan McNabb vs. Philadelphia (1/4/09)...Tied Vikings and NFL record with 2 safeties on the season...Helped Vikings defense rank #1 in the NFL against the run and #6 overall, the highest overall ranking since 1994 and the 1st NFL team since the 1970 AFL-NFL merger to rank #1 in rushing defense 3 straight seasons...Had season-high 2.5 sacks vs. Chicago (11/30) on Sunday Night Football, earning NFC Defensive Player of the Week...Battled shoulder and knee injuries but did not miss a game...Had streak of 3 games with multiple sacks- 2.5 vs. Chicago (11/30), 2.0 at Detroit (12/7) and 2.0 at Arizona (12/14).

2007 Had 15.5 sacks in 14 games to lead the NFL...Tabbed as an Associated Press 1st-Team All-Pro and named an AFC starter in the Pro Bowl...Became 1st Chiefs DE in the Pro Bowl since Neil Smith in 1995...Was the 1st Chief to lead the NFL since Derrick Thomas in 1990 with 20.0...Won the Derrick Thomas Award as Chiefs MVP, the 1st defender to earn the honor since Marcus Patton in 1999...Caught 2 TD passes in goal-line situations in the final month of the season and blocked a 49-yard FG attempt by Colts K Adam Vinatieri at Indianapolis (11/18)...Began the season on the NFL's Reserve/Suspended List for 2 games...His 1st game back on the field was vs. Minnesota (9/23) where he had 2.0 sacks of QB Kelly Holcomb and forced a fumble on RB Adrian Peterson, along with 9 tackles...Named AFC Defensive Player of the Month for October...Had 7 multi-sack games during the season.

2006 Started all 16 games and the AFC Wild Card playoff game at Indianapolis (1/6/07)...Led NFL with 6 fumble recoveries and had 24 yards on returns...Named to USA Today All-Joe Team...Notched 1st career INT off Seneca Wallace vs. Seattle (10/29)...Ranked 5th on team with 75 tackles and led team with 8.0 TFLs...Had 7.5 sacks.

2005 Led team with 11.0 sacks and led Chiefs linemen with 76 tackles...Had team-high 54 QB hurries...Led team with 7 forced fumbles, the 2nd-best single-season total in Chiefs history...Posted career-best 3.0 sacks and recovered 2 fumbles vs. Washington (10/16), en route to AFC Defensive Player of the Week honors...Had career-best 10 tackles at Denver (9/26)...Took over long-snapping chores in the 2nd half in place of injured TE Kendall Gammon at Houston (11/20).

2004 Made an immediate impact as a 4th-round choice for the Chiefs, starting 10 games at RDE and earning All-Rookie honors from Pro Football Weekly...Earned KC's Mack Lee Hill Award as the top rookie on the team...Led NFL rookies with 9.0 sacks and led the team...His 9.0 sacks is the 2nd-highest rookie total in Chiefs history behind 10.0 by Thomas in 1989...Played in 1st career game as a backup and on special teams at Denver (9/12)...Posted 1st career sack vs. Houston (9/26) when he caught David Carr.

COLLEGE Named Buck Buchanan Award winner as a senior at Idaho State, recognizing the top defensive player in Division I-AA football...Was an All-America selection as a senior and named Big Sky Conference Defensive Player of the Year and team MVP...Named 2nd-Team All-America as a junior and earned All-Big Sky honors...All-Big Sky as a sophomore.

PREP Transferred to Los Gatos High for his senior year after spending 3 years at Live Oak High in Morgan Hill, CA...Played in California/Texas All-Star Game.

ALLEN'S NFL TOTALS

Year	GP/GS	Tackles			Sacks	INTs	PBU	TFL	QBH	FF/FR
		Solo	Asst.	Total						
2004 (KC)	15/10	26	13	39	9.0	0	0	--	27	0/0
2005 (KC)	16/15	49	27	76	11.0	0	7	--	54	7/2
2006 (KC)	16/16	64	11	75	7.5	1 (3)	8	--	16	3/6
<i>Playoffs</i>	<i>1/1</i>	<i>6</i>	<i>2</i>	<i>8</i>	<i>0.0</i>	<i>0</i>	<i>0</i>	--	<i>1</i>	<i>0/0</i>
2007 (KC)	14/14	62	5	67	15.5	0	11	--	18	3/0
2008 (Minn)	16/16	59	16	75	14.5	0	3	9.0	52	3/0
<i>Playoffs</i>	<i>1/1</i>	<i>6</i>	<i>1</i>	<i>7</i>	<i>2.0</i>	<i>0</i>	<i>1</i>	<i>2.0</i>	<i>1</i>	<i>1/0</i>
2009 (Minn)	16/16	63	16	79	14.5	1 (-4)	4	13.0	47	8/3
<i>Playoffs</i>	<i>2/2</i>	<i>5</i>	<i>4</i>	<i>9</i>	<i>1.0</i>	<i>0</i>	<i>2</i>	<i>1.0</i>	<i>9</i>	<i>1/0</i>
2010 (Minn)	16/16	54	23	77	11.0	2 (40)	5	8.0	54	1/1
2011 (Minn)	16/16	66	20	86	22.0	1 (14)	3	25.0	45	4/4
Totals	125/119	443	131	574	105.0	5 (53)	41	--	313	29/16
<i>Playoffs</i>	<i>4/4</i>	<i>17</i>	<i>7</i>	<i>24</i>	<i>3.0</i>	<i>0</i>	<i>3</i>	<i>--</i>	<i>11</i>	<i>2/0</i>

SINGLE-GAME CAREER HIGHS

- Tackles.....10..... @ Denver, 9/26/05; vs. Baltimore, 10/18/09
- Sacks 4.5..... vs. Green Bay, 10/5/09
- INTs 1..... vs. Seattle, 10/29/06; vs. Chicago, 11/29/09; @ Green Bay, 10/24/10; @ Detroit, 1/2/11
- Forced Fumbles.....2..... vs. Washington, 10/16/05
- Fumble Recoveries2..... vs. Washington, 10/16/05; @ Oakland, 12/23/06; @ St. Louis, 10/11/09
- Blocked FG.....1..... @ Indianapolis, 11/18/07
- QB Hurries10..... @ Chicago, 11/14/10
- Safety.....1..... 4 times, last vs. Denver, 12/4/11
- Tackle For Loss.....1.0..... @ Jacksonville, 11/23/08; @ Arizona, 12/14/08

ALLEN'S SACKS			
GAME	QB	SACKS	
vs. Houston, 9/26/04	David Carr	1.0	vs. Green Bay, 11/9/08
@ Jacksonville, 10/17/04	Byron Leftwich	1.0	vs. Chicago, 11/30/08
vs. Atlanta, 10/24/04	Michael Vick	2.0	@ Detroit, 12/7/08
vs. New England, 11/22/04	Tom Brady	1.0	@ Arizona, 12/14/08
vs. Oakland, 12/5/04	Kerry Collins	2.0	vs. Philadelphia, 1/4/09*
@ Tennessee, 12/13/04	Billy Volek	1.0	@ Detroit, 9/20/09
vs. Oakland, 12/25/04	Kerry Collins	1.0	vs. San Francisco, 9/27/09
vs. NY Jets, 9/11/05	Chad Pennington	1.0	vs. Green Bay, 10/5/09
vs. Philadelphia, 10/2/05	Donovan McNabb	1.0	vs. Baltimore, 10/18/09
vs. Washington, 10/16/05	Mark Brunell	3.0	@ Green Bay, 11/1/09
@ Buffalo, 11/13/05	Kelly Holcomb	1.0	vs. Chicago, 11/29/09
vs. New England, 11/27/05	J.P. Losman	1.0	@ Carolina, 12/20/09
@ Dallas, 12/11/05	Tom Bledsoe	2.0	vs. NY Giants, 1/3/10
vs. San Diego, 12/24/05	Drew Brees	1.0	vs. Dallas, 1/17/10*
vs. Cincinnati, 9/10/06	Carson Palmer	1.0	vs. Miami, 9/19/10
@ Arizona, 10/8/06	Matt Leinart	1.0	vs. Arizona, 11/7/10
@ San Diego, 10/22/06	Phillip Rivers	1.0	@ Chicago, 11/14/10
@ St. Louis, 11/5/06	Marc Bulger	2.0	vs. Green Bay, 11/21/10
@ Miami, 11/12/06	Joey Harrington	1.0	@ Washington, 11/28/10
vs. Denver, 11/23/06	Jake Plummer	0.5	vs. Buffalo, 12/5/10
@ Oakland, 12/23/06	Andrew Walter	1.0	vs. NY Giants, 12/13/10
vs. Minnesota, 9/23/07	Kelly Holcomb	2.0	@ Philadelphia, 12/28/10
vs. Jacksonville, 10/7/07	David Garrard	1.5	@ Detroit, 1/2/11
vs. Cincinnati, 10/14/07	Carson Palmer	2.5	@ San Diego, 9/11/11
@ Oakland, 10/21/07	Daunte Culpepper	2.0	vs. Tampa Bay, 9/18/11
vs. Green Bay, 11/4/07	Brett Favre	0.5	vs. Detroit, 9/25/11
vs. Denver, 11/11/07	Jay Cutler	1.0	@ Kansas City, 10/2/11
vs. San Diego, 12/2/07	Phillip Rivers	2.0	vs. Arizona, 10/9/11
@ Detroit, 12/23/07	Jon Kitna	2.0	@ Chicago, 10/16/11
@ NY Jets, 12/30/07	Kellen Clemens	2.0	vs. Green Bay, 10/23/11
vs. Indianapolis, 9/14/08	Peyton Manning	1.0	@ Carolina, 10/30/11
vs. Carolina, 9/21/08	Jake Delhomme	1.0	@ Green Bay, 11/14/11
vs. Detroit, 10/12/08	Dan Orlovsky	1.0	vs. Denver, 12/4/11
@ Chicago, 10/19/08	Kyle Orton	2.0	@ Detroit, 12/11/11
vs. Houston, 11/2/08	Matt Schaub	1.0	vs. Chicago, 1/1/12
	Sage Rosenfels	1.0	Total.....108.0 (105.0 regular season)

*playoffs

ALLEN'S INTERCEPTIONS

GAME	QB	INTs
vs. Seattle, 10/29/06.....	Seneca Wallace.....	1 (3)
vs. Chicago, 11/19/09.....	Jay Cutler.....	1 (-4)
@ Green Bay, 10/24/10.....	Aaron Rodgers.....	1 (4)
@ Detroit, 1/2/11.....	Shaun Hill.....	1 (36)
Total.....		4 (39)

ALLEN'S TOUCHDOWNS

GAME	PLAY
vs. San Diego, 12/2/07.....	2 pass from D. Huard
@ Detroit, 12/23/07.....	1 pass from D. Huard
@ St. Louis, 10/11/09.....	52 fumble return
@ Detroit, 1/2/11.....	36 INT return
Total.....	4

ALLEN'S SAFETIES

GAME	PLAY
vs. Detroit, 10/12/08.....	sacked Orlovsky in end zone
vs. Green Bay, 11/9/08.....	sacked Rodgers in end zone
vs. Green Bay, 10/5/09.....	sacked Rodgers in end zone
vs. Denver, 12/4/11.....	tackled McGahee in end zone
Total.....	4*

* Vikings Record, ties NFL Record

ROPIN' UP QUARTERBACKS

Jared Allen has climbed into the career top 20 in NFL history for sacks and will continue climbing the list in 2012.

NFL CAREER SACKS

PLAYER	SACKS (GAMES)
Bruce Smith.....	200.0 (279)
Reggie White.....	198.0 (232)
Kevin Greene.....	160.0 (228)
Chris Doelman.....	150.5 (232)
Michael Strahan.....	141.5 (216)
Jason Taylor.....	139.5 (233)
Richard Dent.....	137.5 (203)
John Randle.....	137.5 (219)
Leslie O'Neal.....	132.5 (196)
Lawrence Taylor.....	132.5 (184)
Rickey Jackson.....	128.0 (227)
Richard Thomas.....	126.5 (169)
Simion Rice.....	122.0 (174)
Clyde Simmons.....	121.5 (236)
Sean Jones.....	113.0 (201)
John Abraham.....	112.0 (159)
Greg Townsend.....	109.5 (190)
Pat Swilling.....	107.5 (185)
Trace Armstrong.....	106.0 (211)
Jared Allen.....	105.0 (125)

EMMANUEL ARCENEUX #16



POSITION: Wide Receiver

HEIGHT/WEIGHT: 6-2/215

DOB: 9-17-87

HOMETOWN: Alexandria, LA

COLLEGE: Alcorn State

ACQUIRED: FA for 2011

NFL SEASON: 1

VIKINGS SEASON: 1

GAMES/STARTS (regular season, playoffs) 2011 (3/0). **Total:** 3/0.

• Made NFL debut vs. New Orleans (12/18/11) and caught his 1st pass, a 10-yarder.

• Signed by the Vikings in January 2011 after 2 successful seasons in the Canadian Football League with the BC Lions.

OFF THE FIELD Majored in recreation at Alcorn State...In addition to participating in mentoring programs at the local Boys and Girls Club, Emmanuel has also worked to secure athletic scholarships for eligible students at his prep alma mater....Loves to sketch and draw in his free time...Attended Alcorn State, same alma mater as Vikings coach Leslie Frazier.

PRO Promoted from Vikings practice squad to regular roster for the final 3 games of 2011...Played in 1st career NFL game vs. New Orleans (12/18/11) and caught 1st pass...Joins Solomon Elimimian as former CFL stars on the Vikings roster...Was teammates with Elimimian in British Columbia...Had 130 receptions and 1,972 yards in just 2 seasons in the CFL having started all 36 games of CFL career...Had 12 TDs and a career average of 15.2 yards per catch to go with 5 career 100-yard games.

2011 Notched 1st career catch in 1st game played in the NFL

ARCENEUX'S NFL TOTALS

Year	GP/GS	No.	RECEIVING			Lg	TD
			Yds.	Avg.	TD		
2011.....	3/0	1	10	10.0	10	0	
Total.....	3/0	1	10	10.0	10	0	

SINGLE-GAME CAREER HIGHS

Receptions.....	1.....	vs. New Orleans, 12/18/11
Receiving Yards.....	10.....	vs. New Orleans, 12/18/11

with a 10-yarder vs. New Orleans (12/18)...Signed from practice squad to 53-man roster for final 3 games of season, seeing action in all 3 at WR and on special teams...Spent opening 14 weeks of season on practice squad.

2010 Reached the 1,000-yard receiving mark for the 1st time in his career...Ranked 11th in the CFL with 1,114 yards on 67 catches with 5 TDs...Had 3 games with 100+ yards, including a career-high 164 on 8 catches in the vital win at Hamilton to secure a playoff spot...Had 5 catches for 80 yards and a TD in the West Semi-Final at Saskatchewan.

2009 Finished 3rd on the team with 858 yards on 63 receptions with 7 TDs...Recorded season-highs of 158 yards and 9 receptions vs. Winnipeg (8/21)...Had 12 catches for 189 yards, most notably a key 49-yard grab at Hamilton in the East Division Semi-Final.

COLLEGE Appeared in 32 games in 4 seasons (2005-08) with 99 receptions for 1,618 yards and 12 TDs...Was the school's 2nd-leading receiver in 2007...Member of track team.

PREP Attended Peabody Magnet High in Alexandria, LA and lettered in football and track/field...All-District WR and S and was an honorable mention kicker during his senior season.

DEVIN AROMASHODU #19



POSITION: Wide Receiver
HEIGHT/WEIGHT: 6-2/201
DOB: 5-23-84
HOMETOWN: Miami Springs, FL

COLLEGE: Auburn
ACQUIRED: UFA (Chi) for 2011
NFL SEASON: 4
VIKINGS SEASON: 2

GAMES/STARTS (regular season, playoffs) 2007(6/1-Ind), 2008 (0/0-Chi) 2009 (10/2-Chi), 2010 (14/2, 1/0-Chi) 2011 (16/6). **Total-** 46/11, 1/0 (16/6-Minn; 24/4, 1/0-Chi; 6/1-Ind).

- Enjoyed career-best game vs. Minnesota (12/28/09) with 150 yards and caught a 39-yard TD in overtime for the Bears win.
- Name is pronounced uh-ROME-uh-shuh-dew.
- Originally entered NFL as a 7th-round draft pick (#233) by Miami in 2006.

OFF THE FIELD Father, Inkey, moved to the United State from Nigeria...Majored in business administration...Hosts the Devin Aromashodu All-Star Football Camp in his hometown during the offseason...Sister, Danielle, is a Sun Belt Conference champion hurdler at Florida Atlantic University...Has a daughter, Jurnee.

PRO Set career-highs with 16 games played and 6 starts in 2011 with the Vikings...Had career-long 60-yard catch vs. Arizona (10/9/11) in Vikings 1st win of season...Burst onto the scene in the final weeks of 2009, starting 2 times and catching 4 TDs in the final 4 games of the season...Hauled in 39-yard TD pass to top the Vikings at Soldier Field in overtime on 12/28/09...Played in career-high 14 games in 2010... Played in 2nd career playoff game in 2010 NFC Divisional Playoffs vs. Seattle (1/16/11)...Made 1st career start in 2007 with Indianapolis when he opened regular season finale vs. Tennessee (12/30/07)...Spent time on practice squads with Indianapolis, Houston and Washington...Drafted by Miami in 2006 with the 232nd overall pick, but was waived following training camp.

2011 Had career-best season after joining Vikings as a free agent following lockout...His 468 receiving yards were more than the previous 2 seasons with Chicago combined (447)... Started 6 of the final 10 games of the year and played in all 16 for the 1st time in his career...Had a catch in the final 7 straight games...Caught 2nd-longest pass of the season by a Viking with 60-yarder vs. Arizona (10/9) in 1st win of season...Caught 34-yard TD at Kansas City (10/2) from Donovan McNabb...Had

season-high 90 yards on 6 catches vs. Denver (12/4), the 2nd-most single-game yards of his career.

2010 Played in career-high 14 games in regular season and saw playoff action in NFC Divisional Round win over Seattle...Helped Bears win NFC North title and advance to NFC Championship game...Started games vs. Detroit (9/12) and vs. Washington (10/24).

2009 Excelled late in the season when he caught 4 TDs over the final 4 games of the season...Caught game-winning TD on a 39-yard pass in OT vs. Minnesota (12/28), ending game with 150 yards...Caught career-best 2 TDs in season finale at Detroit (1/3/10)...Was held without a catch until game at San Francisco (11/12), but ended with 24 in the final 8 games.

2008 Signed by Chicago on 12/9 off Washington practice squad for final 3 games of regular season when he was inactive...Spent majority of season on Washington practice squad...Spent training camp and preseason with Indianapolis before his release on 8/31...Signed to Washington practice squad on 9/3, where he remained until Chicago signed him to 53-man roster on 12/9.

2007 Spent preseason and training camp with Indianapolis before being waived on 8/7...Joined Houston practice squad on 9/18 where he remained until re-joining Indianapolis on regular roster on 11/14...Played in final 6 regular season games for Colts...Caught 1st career pass at Baltimore (12/9), a 10-yarder... Started 1st career game vs. Tennessee (12/30)...Saw 1st playoff action vs. San Diego (1/13/08) in AFC Divisional Playoffs.

2006 Spent entire regular season on Indianapolis practice squad, joining Colts on 9/6...Spent training camp and preseason with Dolphins before his release on 9/2...Selected with 7th round pick (#233).

COLLEGE Played in 51 career games at Auburn with 31 starts...Hauled in 61 passes for 1,337 yards and 9 TDs.

PREP Standout 3-sport athlete at Miami Springs High in football, basketball and track...Excelled as a WR and DB.

PP&K THE VIKINGS WAY

Building football skills and keeping kids involved in an active lifestyle makes Punt, Pass and Kick one of the Vikings longest-standing and most popular events. Every year, kids from across the Upper Midwest compete in local events with the hope of advancing to Mall of America Field for a chance to compete nationally for a PP&K title.

Punt, Pass and Kick was established in 1961, just like the Vikings. The competition is the oldest youth football activity sponsored by the NFL. The PPK program is a national skills competition for boys and girls between the ages of 6 and 15 to compete separately against their peers. Girls and boys in five separate age divisions (6-7, 8-9, 10-11, 12-13, and 14-15) compete against each other in punting, passing and place kicking in a fun and engaging forum. The PPK program is free - both to organizers who host a local competition and to every youngster who wants to participate. With more than three million boys and girls from around the country taking part in PPK competitions every year from July through January, it is one of the world's largest youth sports participation programs.



AROMASHODU'S NFL TOTALS

Year	GP/GS	RECEIVING					KICKOFF RETURNS				
		No.	Yds.	Avg.	Lg	TD	No	Yds	Avg	Lg	TD
2007 (Ind).....	6/1	7	96	13.7	28	0	0	0	0.0	0	0
Playoffs.....	1/0	1	13	13.0	13	0	0	0	0.0	0	0
2009 (Chi).....	10/2	24	298	12.4	39t	4	1	18	18.0	18	0
2010 (Chi).....	14/2	10	149	14.9	34	0	0	0	0.0	0	0
Playoffs.....	1/0	0	0	0.0	0	0	0	0	0.0	0	0
2011 (Minn).....	16/6	26	468	18.0	60	1	0	0	0.0	0	0
Total.....	46/11	67	1,011	15.1	60	4	1	18	18.0	18	0
Playoffs.....	2/0	1	13	13.0	13	0	0	0	0.0	0	0

SINGLE-GAME CAREER HIGHS

Receptions..... 8..... vs. Green Bay, 12/13/09
 Receiving Yards150..... vs. Minnesota, 12/28/09
 Long Catch.....60..... vs. Arizona, 10/9/11
 TD Catch2..... @ Detroit, 1/3/10

AROMASHODU'S TOUCHDOWNS

GAME	PLAY
vs. Green Bay, 12/13/09.....	10 pass from J. Cutler
vs. Minnesota, 12/20/09.....	39 pass from J. Cutler
@ Detroit, 1/3/10.....	9, 12 passes from J. Cutler
@ Kansas City, 10/2/11.....	34 pass from D. McNabb
Total.....	5

AROMASHODU'S CAREER GAME-BY-GAME (*-starts)

2007	Opponent	No	Yds	Avg.	Lg	TD
11/22.....	@ Atlanta	0	0	0.0	0	0
12/2.....	Jacksonville	0	0	0.0	0	0
12/9.....	@ Baltimore	1	10	10.0	10	0
12/16.....	@ Oakland	2	37	18.5	28	0
12/23.....	Houston	3	42	14.0	21	0
12/30.....	Tennessee*	1	7	7.0	7	0
Total		7	96	13.7	28	0

PLAYOFFS

1/13/08.....	San Diego	1	13	13.0	13	0
--------------	-----------	---	----	------	----	---

2009	Opponent	No	Yds	Avg.	Lg	TD
10/18.....	@ Atlanta	0	0	0.0	0	0
10/25.....	@ Cincinnati	0	0	0.0	0	0
11/12.....	@ San Francisco	1	10	10.0	10	0
11/22.....	Philadelphia	0	0	0.0	0	0
11/29.....	@ Minnesota	1	6	6.0	6	0
12/6.....	St. Louis	0	0	0.0	0	0
12/13.....	Green Bay*	8	76	9.5	19	1
12/20.....	@ Baltimore*	2	10	5.0	7	0
12/28.....	Minnesota	7	150	21.4	39t	1
1/3/10.....	@ Detroit	5	46	9.2	12t	2
Total		24	298	12.4	39t	4

2010	Opponent	No	Yds	Avg.	Lg	TD
9/12.....	Detroit*	5	71	14.2	21	0
9/19.....	@ Dallas	0	0	0.0	0	0
10/10.....	@ Carolina	0	0	0.0	0	0
10/17.....	Seattle	2	40	20.0	34	0
10/24.....	Washington	0	0	0.0	0	0

11/7.....	@ Buffalo	0	0	0.0	0	0
11/14.....	Minnesota	1	6	6.0	6	0
11/18.....	@ Miami	0	0	0.0	0	0
11/28.....	Philadelphia	0	0	0.0	0	0
12/5.....	@ Detroit	0	0	0.0	0	0
12/12.....	New England	1	16	16.0	16	0
12/20.....	@ Minnesota	1	13	13.0	13	0
12/26.....	NY Jets	0	0	0.0	0	0
1/2/11.....	@ Green Bay	0	0	0.0	0	0
Total		10	149	14.9	34	0
PLAYOFFS						
1/16/11.....	Seattle	0	0	0.0	0	0

2011	Opponent	No	Yds	Avg.	Lg	TD
9/11.....	@ San Diego	0	0	0.0	0	0
9/18.....	Tampa Bay	0	0	0.0	0	0
9/25.....	Detroit	1	5	5.0	5	0
10/2.....	@ Kansas City	1	34	34.0	34t	1
10/9.....	Arizona	2	81	40.5	60	0
10/16.....	@ Chicago	0	0	0.0	0	0
10/23.....	Green Bay*	1	13	13.0	13	0
10/30.....	@ Carolina*	2	20	10.0	15	0
11/14.....	@ Green Bay*	0	0	0.0	0	0
11/20.....	Oakland*	1	42	42.0	42	0
11/27.....	@ Atlanta	1	18	18.0	18	0
12/4.....	Denver*	6	90	15.0	20	0
12/11.....	Detroit*	4	47	11.8	28	0
12/18.....	New Orleans	2	29	14.5	15	0
12/24.....	@ Washington	2	36	18.0	23	0
1/1/12.....	Chicago	3	53	18.0	19	0
Total		26	468	20.2	60	1

MATT ASIATA #48



POSITION: Fullback
HEIGHT/WEIGHT: 6-0/234
DOB: 7-24-87
HOMETOWN: Santa Ana, CA

COLLEGE: Utah
ACQUIRED: FA for 2012
NFL SEASON: 1
VIKINGS SEASON: 1

• Returns to Vikings in 2012 vying for a roster spot after a strong 2011 training camp performance.

OFF THE FIELD Bounced back from broken leg in his 1st career collegiate game...Brother, Shawn, also played RB at Utah.

PRO Signed by Vikings on 1/12/12...Spent part of opening week of 2011 on Vikings practice squad before his release on 9/7/11...Joined Vikings as a rookie free agent for training camp and preseason.

2011 Spent 3 days on Vikings practice squad during week leading into regular season opener at San Diego...Signed to practice squad on 9/5 and released from practice squad on 9/7...Originally joined Vikings as a rookie free agent for training camp and preseason.

COLLEGE Ended Utah career ranked 3rd in school history with 24 career rushing TDs...His 26 career TDs ranked tied for 3rd in school history...Ran for 3 career 100-yard games...Ended

tenure at Utah ranked #14 in career rushing yards with 1,748... Scored game-winning 3-yard TD against BYU as a senior...Ran for career-high 156 yards against Utah State in 2009 on 36 carries...Played in 13 games as a senior and sophomore...Ran for 12 TDs in 2008...Ran for 116 yards against Air Force in 2008...Had 3 passing completions in 2008, throwing 2 for TDs...Reeled in a 39-yard pass against Michigan in 2008...Broke his leg in collegiate debut against Oregon State in 2007.

PREP Was a standout RB at Hunter High in West Valley, UT.

CHRISTIAN BALLARD #99



POSITION: Defensive Tackle
HEIGHT/WEIGHT: 6-4/283
DOB: 1-3-89
HOMETOWN: Lawrence, KS

COLLEGE: Iowa
ACQUIRED: D4 (#106) for 2011
NFL SEASON: 2
VIKINGS SEASON: 2

GAMES/STARTS (regular season, playoffs) 2011 (16/2). Total-16/2.

• Art major in college comes from a musically gifted family and plays the cello and bass in his free time.

• Started 1st career game at Green Bay (11/14/11).

OFF THE FIELD Was an art major while attending Iowa...Plays the cello and bass in his spare time...Musical talent runs in the family as he is the nephew of Hank Ballard, the man who is responsible for the hit 'The Twist' which was later redone by Chubby Checker...Teammates at Iowa with fellow Vikings Chad Greenway, Allen Reisner and Tyler Nielsen.

PRO Started a pair of games during his rookie season...Earned 1st career start at Green Bay (11/14/11)...Selected #106 overall in 2011 by the Vikings...Is the 1st Iowa Hawkeye drafted by the Vikings since 1st Round LB Chad Greenway in 2006.

2011 Played in all 16 games and started 2 as a rookie...Was 1st member of Vikings defensive rookie class to start a game, later joined by DBs Mistral Raymond and Brandon Burton...Had season-high 3 tackles at Green Bay (11/14) and vs. Denver

(12/4)...Started at Green Bay (11/14) and at Detroit (12/11)...Notched season-best 3 QB hurries at Atlanta (11/27)...Regular on special teams units and member of the defensive line rotation...Forced a fumble vs. Oakland (11/20)...Ended season with 4 special teams tackles.

COLLEGE Started in 39 of his 49 collegiate contests...21 of those starts coming at LDE and 18 at DT...Made the transition from DE to DT before his junior season...Totaled 12 sacks during his 4-year career...Finished with 153 tackles and 21.5 TFLs at Iowa...The 2010 season saw him rotate along the defensive line making 8 starts on the outside and 5 on the inside...He started all 13 contests earning Honorable Mention Big-Ten honors after his senior season...Was one of 5 Hawkeye players to earn the 'Coaches Appreciation Award'...The 2009 season was his finest as an Iowa player...He moved inside and disrupted opponents' offensive lines with career-highs in tackles (54), sacks (5.5) and TFLs (9) during his 13 starts...He set his career-high in tackles and TFLs against Minnesota with 9 and 2.5 respectively...2008 marked the season where he joined the starting rotation as a DE making 13 starts...Was 1 of 11 freshman to see action during the 2007 season playing in 10 contests.

PREP Was an All-State and All-Conference 1st-Team selection following his senior season at Lawrence Free State in Lawrence, KS...The team captain played TE and DE...Concluded his prep career with 50 receptions for 558 yards and 6 TDs...Led the Firebirds to an 11-1 record during his final season...Earned 4 varsity letters in track and field and 2 letters in basketball.

BALLARD'S NFL TOTALS

Year	GP/GS	Tackles			Sacks	INTs	PBU	TFL	QBH	FF/FR	STT
		Solo	Asst.	Total							
2011 (Minn)	16/2	6	6	12	0.0	0	0	3.0	8	1/0	4
Totals	16/2	6	6	12	0.0	0	0	3.0	8	1/0	4

SINGLE-GAME CAREER HIGHS

Tackles.....3..... @ Green Bay, 11/14/11; vs. Denver, 12/4/11

QB Hurries.....3..... @ Atlanta, 11/27/11

Forced Fumble.....1..... vs. Oakland, 11/20/11

Tackle for Loss.....1.0..... 3 times, last vs. Chicago, 1/1/12

Special Teams Tackles.....2..... vs. Arizona, 10/9/11

JOE BERGER #61



POSITION: Center/Guard
HEIGHT/WEIGHT: 6-3/305
DOB: 5-25-82
HOMETOWN: Newaygo, MI

COLLEGE: Michigan Tech
ACQUIRED: FA for 2011
NFL SEASON: 7
VIKINGS SEASON: 2

GAMES/STARTS (regular season, playoffs) 2005 (3/0-Mia), 2006 (0/0-Mia/Dall), 2007 (3/0-Dall), 2008 (5/0-Dall), 2009 (16/6-Mia), 2010 (15/14-Mia), 2011 (13/7-Minn). **Total-** 55/27 (13/7-Minn;34/10-Mia; 8/0-Dall).

- Signed by Vikings on 9/12/11, the day after the regular season opener.

- Was the 3rd player drafted from Michigan Tech when he was selected in 6th round of 2005 Draft by Carolina.

OFF THE FIELD Majored in mechanical engineering...Has been active in community outreach during his career...Married to Abigail.

PRO Acquired by Vikings on 9/12/11, the day after the regular season opener...Spent 2011 preseason and training camp with Miami...Signed as an unrestricted free agent on 2/27/09 by Miami from Dallas...Spent final part of 2006 season, 2007 and 2008 seasons with Dallas after being claimed off waivers by Dallas from Miami on 11/24/06...Saw action in final 3 games as a rookie with Miami in 2005 after spending opening 11 games of season inactive...Joined Miami after being signed off Carolina practice squad on 9/7/05...Was waived in Carolina's final roster cuts on 9/3/05 and signed to Panthers practice squad the following day before being signed by Miami to 53-man roster...Spent training camp and preseason with Carolina in 2005 after being drafted in 6th round (#183).

2011 Saw time in 13 games with 7 starts...Started at C, RG and LG during season, opening 1 game at C, 4 at RG and 2 at LG...Started 1st game of season at C vs. Green Bay (10/23), the 1st

start of rookie QB Christian Ponder's career...Saw 1st extended action of season at Chicago (10/16), replacing injured starter John Sullivan at C in the 2nd half...Started 4-game span at RG in place of starter Anthony Herrera, the 1st of the 4 games coming at Carolina (10/30)...Started in final 2 games of season at LG in place of starter Steve Hutchinson...Signed by Vikings on 9/12, a day after the season opener at San Diego...Spent training camp and preseason with Miami.

2010 Saw time in 15 games with Miami with career-high 14 starts at C...Started opening 9 games of the season...Missed lone game of season vs. Chicago (11/18) with knee injury.

2009 Started final 6 games of season at C...Earned 1st career start at Buffalo (11/29)...Played in all 16 games.

2008 Saw time on special teams for Dallas in opening 5 games of the season...Inactive for the final 11 games.

2007 Played in 1 game during season in regular season finale at Washington (12/30)...Inactive for 13 games...Dressed but did not play in 2 games...Was inactive for playoff game.

2006 Spent time with Miami and Dallas during season...Was inactive for all 16 games during season between the 2 clubs...Inactive in 11 games with Miami and 5 with Dallas after being claimed off waivers from Miami on 11/24.

2005 Saw action in 3 games as a rookie with Miami, each of the final 3 contests...Inactive in 12 games for the Dolphins...Signed off Carolina practice squad to Miami's 53-man roster in Week 1 of season on 9/7...Waived following preseason by Carolina and signed to Panthers practice squad the following day on 9/4...Originally drafted in 6th round (#183) by Carolina.

COLLEGE Was a 28-game starter at Michigan Tech at RT... Earned 1st-Team All-Great Lakes Intercollegiate Conference honors as a junior and senior...Earned Jim Langer Award as the most valuable offensive lineman in the Cactus Bowl, the Division II all-star game...Started 3 games as a redshirt freshman in 2001 at LT.

PREP Earned All-Conference honors and Academic All-State as a senior...Played 2 seasons of football at Newaygo High in Michigan...Served as team captain as a senior.

MCLEOD BETHEL-THOMPSON #4



POSITION: Quarterback
HEIGHT/WEIGHT: 6-3/230
DOB: 7-3-88
HOMETOWN: San Francisco, CA

COLLEGE: Sacramento State
ACQUIRED: FA for 2012
NFL SEASON: 1
VIKINGS SEASON: 1

• Has played pro football in the Arena Football League, NFL and United Football League.

• His grandfather, Wilbur Thompson, was a gold-medal winner in the shot put in 1948 Olympics for the United States.

OFF THE FIELD Grandfather, Wilbur Thompson, was a gold medalist as a shot putter in the 1948 Games...Earned his degree in history...Interested in the political process, served an internship at the California state house during college...Aspires to a career in teaching and helping inner-city youth...Full name is McLeod John Baltazar Bethel-Thompson.

PRO Signed by Vikings on 1/13/12...Spent time in Arena Football League, NFL and United Football League during a hectic 2011 affected by the NFL lockout...Began pro career with Arena League's San Jose SaberCats in spring 2011...Joined 49ers for preseason and training camp...Played with UFL's Sacramento Mountain Lions following release by 49ers...Ended 2011 season on Dolphins' practice squad.

2011 Spent final 2 weeks of regular season on Dolphins practice squad, joining Miami on 12/20...Began NFL career with San Francisco, where he spent training camp and preseason... Played in 4th preseason game for 49ers, seeing action at San Diego (9/1)...Following release by 49ers, joined UFL's Sacramento Mountain Lions, coached by former Vikings head coach Dennis Green...Began pro football career in spring 2011 with San Jose, playing in all 18 games for the SaberCats...Threw 3 TDs on 20-of-43 passing in Arena action.

COLLEGE Transferred to Sacramento State for his final 3 collegiate seasons after starting his career at UCLA...Started a pair of games in 2008 and 2009 for Sacramento State... Started in Las Vegas Bowl for UCLA against BYU in 2007... Redshirted in 2006

PREP Standout at Balboa High in San Francisco...Named 1st-Team All-City and All-Metro as a senior in 2005...Earned 1st-Team All-City as a junior...Played basketball, baseball and soccer.

LONDON GAMES HAVE SPECIAL MEANING

The 2012 Summer Olympics will have a special feeling for Vikings QB McLeod Bethel-Thompson. His grandfather, Wilbur Thompson, was a Gold Medal-winning shot putter in the 1948 Games for the United States. Thompson competed in track and field at Southern California during the 1940s and was coached at USC and on the Olympic squad by legendary coach Dean Cromwell.

Thompson won the Gold in '48 with a toss of 56' 2", setting his career-best and the Olympic record at the time.

"My grandfather is a very private and proud man and his stories or advice to me have always been present and relevant to the time," said grandson McLeod Bethel-Thompson. "He never basked in his glory or even really spoke of his athletic feats to his grandchildren. He would be the last person to bring the attention to himself. Most of the stories that I have heard of him are from my mother and her siblings. He has remained very current with my training and is an ardent student of the mental aspect of sports. Throughout his later years he continued to compete and then went on to coach track and field at Long Beach State. So as I was starting my athletic journey he was guiding many athletes through theirs. Every time we talk he reminds me of the power of the mind on the body and gives advice to aid on the field performance. Throughout my career he has provided advice and examined me athletically to further my sports endeavors."



ZACKARY BOWMAN #24



POSITION: Cornerback
HEIGHT/WEIGHT: 6-1/195
DOB: 11-18-84
HOMETOWN: Anchorage, AK

COLLEGE: Nebraska
ACQUIRED: FA (Chi) for 2012
NFL SEASON: 4
VIKINGS SEASON: 1

GAMES/STARTS (regular season, playoffs) 2008 (1/0-Chi), 2009 (16/12-Chi), 2010 (13/3, 2/0-Chi), 2011 (16/1-Chi). **Total-** 46/16, 2/0 (46/16, 2/0-Chi).

- Had memorable NFL debut vs. Minnesota (10/19/08), posting an INT and jumping on a fumble for his 1st career TD.
- Played high school basketball at Bartlett High in Anchorage with future Final Four star and NBA player Mario Chalmers.

OFF THE FIELD Holds degree in sociology...Married to Alicia, couple has a son...Earned Alaska Player of the Year honors as a senior and was a 3-time All-State honoree...High school hoops teammates with NBA player and Final Four star Mario Chalmers...Father was in Air Force and stationed in Alaska during Bowman's high school years...Grew up in South Carolina, attending Batesburg-Leesville before moving to Alaska.

HONORS Named **NFC Special Teams Player of the Week** vs. Minnesota (10/19/08).

PRO Joined Vikings as a free agent on 3/27/12...Enjoyed career-best 6 INTs and 75 tackles in 2009 when he started 12 games...Led Chicago and ranked 4th in NFC with 6 picks in 2009...Helped NFC North Champion Bears advance to NFC Championship game following 2010 season...Played 1 game as a rookie but made the most of it, notching an INT and pouncing on a fumble in the end zone on special teams for his lone career TD vs. Minnesota (10/19/08), but was injured in the game...Originally entered NFL as a 5th-round (142nd overall) draft pick by Chicago in 2008.

2011 Started lone game of season at Green Bay (12/25)...Saw action in all 16 games...Ranked 5th on team with 10 special teams tackles and had a FR.

2010 Started opening 3 games of season and played in 13...Saw time in both playoff games, the NFC Divisional Round game vs. Seattle (1/16/11) and NFC Championship Game vs. Green Bay (1/23/11)...Team won NFC North title with 11-5 regular season mark...Notched career-high 13 tackles with 8 solos at Dallas (9/19)...Was inactive for 3-game span at mid-season...Had a FF and a FR in game at NY Giants (10/3).

2009 Started career-best 12 games and saw time in all 16...Led Bears with 6 INTs and ranked 4th in the NFC...Notched career-long 39-yard INT return vs. Arizona (11/8)...Had an INT in 3 consecutive games vs. Arizona (11/8), at San Francisco (11/12) and vs. Philadelphia (11/22)...Started 1st career game vs. Pittsburgh (9/20)...Posted season-best 8 tackles at Seattle (9/27) and vs. Minnesota (12/28).

2008 Played in only 1 game as a rookie, vs. Minnesota (10/19/08), but it was a memorable outing...Snared 1st career INT vs. Minnesota, grabbing a Gus Frerotte pass, and jumped on a fumble in the Vikings end zone for his lone career TD...Was recognized as **NFC Special Teams Player of the Week** for game vs. Minnesota.

COLLEGE Started 9 of his 22 games at Nebraska...Began collegiate career at New Mexico Military Institute where he was a junior college All-America...Snared 3 career INTs for Cornhuskers...Was a 2007 team captain for the Huskers...Sideline for 2006 with knee injury, redshirting and coming back in 2007 for senior year...

PREP Standout in football and basketball at Bartlett High in Anchorage...Was a 3-time All-State honoree in football and named Player of the Year as a senior.

BOWMAN'S NFL TOTALS

Year	GP/GS	Tackles			Sacks	INTs	PBU	TFL	QBH	FF/FR	Special Teams
		Solo	Asst.	Total							
2008 (Chi)	1/0	1	0	1	0.0	1 (0)	0	-	-	0/1	1
2009 (Chi)	16/12	56	19	75	0.0	6 (67)	6	-	-	1/0	5
2010 (Chi)	13/3	24	11	35	0.0	0	0	-	-	1/1	6
Playoffs	2/0	0	0	0	0.0	0	0	-	-	0/0	0
2011 (Chi)	16/1	4	2	6	0.0	0	1	-	-	0/1	10
Totals	46/16	85	32	117	0.0	7 (67)	7	-	-	2/3	22
Playoffs	2/0	0	0	0	0.0	0	0	-	-	0/0	0

SINGLE-GAME CAREER HIGHS

Tackles.....13.....@ Dallas, 9/19/10
 Solos.....8.....@ Dallas, 9/19/10
 Interception.....1.....6 times, last @ Det, 1/3/10
 Long INT Return.....39.....vs. Arizona, 11/8/09
 Touchdown.....0-yd FR.....vs. Minnesota, 10/19/08

BOWMAN'S INTERCEPTIONS

GAME	QB	INTs
vs. Minnesota, 10/19/08	Gus Frerotte	1 (0)
@ Atlanta, 10/18/09	Matt Ryan	1 (-16)
vs. Arizona, 11/8/09	Matt Leinart	1 (39)
@ San Francisco, 11/12/09	Alex Smith	1 (0)
vs. Philadelphia, 11/22/09	Donovan McNabb	1 (0)
@ Baltimore, 12/20/09	Troy Smith	1 (20)
@ Detroit, 1/3/10	Daunte Culpepper	1 (24)
Total		7 (67)

JASPER BRINKLEY #54



POSITION: Linebacker
HEIGHT/WEIGHT: 6-1/252
DOB: 7-12-85
HOMETOWN: Thomson, GA

COLLEGE: South Carolina
ACQUIRED: D5 (#150) for 2009
NFL SEASON: 4
VIKINGS SEASON: 4

GAMES/STARTS (regular season, playoffs) 2009 (16/4, 2/0), 2010 (16/0), 2011 (1R). **Total-** 32/4, 2/0.

- Stepped in to start at MLB as a rookie in final 4 regular season games of 2009 for injured E.J. Henderson and saw extensive playing time in both of the Vikings playoff games.

- Played with his twin brother, Casper, at South Carolina.

OFF THE FIELD Earned his degree in African-American studies from South Carolina during the 2011 offseason...Played with twin brother, Casper, at USC...Casper signed as a rookie free agent in 2007 with Carolina Panthers and spent 13 weeks in 2008 on Panthers practice squad...Enjoys working on cars and fishing in his free time...Has participated in a football camp in his hometown and worked with Relay For Life and Habitat For Humanity...Gave a true taste for Minnesota sports in winter 2010 when he took part in Curling for a Cure fundraiser at the famous St. Paul Curling Club...Aspires to career in high school coaching when his playing days are over.

PRO Rebounding from season-ending injury during pre-season 2011, spending entire season on injured reserve...Took over as starter at MLB after E.J. Henderson was injured for the final 4 games of the regular season and saw significant playing time in both playoff games in 2009...Part of a talented Vikings 2009 rookie class that saw all 5 members start a game during the season...Acquired after trade up with Washington to move from #158 to #150 to make the selection...The only LB drafted by the Vikings in 2009 and 1 of 3 defensive players selected...One of 4 SEC players drafted by the Vikings, joining collegiate rivals Percy Harvin (Florida), Asher Allen (Georgia) and Jamarca Sanford (Mississippi)...Part of 7 South Carolina Gamecocks drafted in 2009, the most players by any SEC squad...Was the 2nd USC player drafted by the Vikings in the past 3 drafts, joining WR Sidney Rice in 2007.

2011 Spent season on injured reserve following hip injury suffered during preseason action.

2010 Saw action in each game and ranked 2nd on team with 17 special teams tackles, including team-high 15 solo stops...Notched season-high 5 tackles on defense vs. Green Bay...Tied career-high with 3 special teams tackles vs. Dallas (11/17).

2009 Started final 4 games of regular season and saw action in both playoff games...Played in all 16 games, a regular on special teams in the opening 12 games of the season...Had back-to-back 10-tackle games at Carolina (12/20) and at Chicago (12/28) in prime-time games...Started 1st career game vs. Cincinnati (12/13)...Saw action in 1st career playoff game vs. Dallas (1/17/10) in the NFC Divisional Round game, helping limit the high-powered Cowboys offense to 3 points in the game, a Vikings record for fewest points allowed in a playoff game...Played in first NFC Championship game at New Orleans (1/24/10), holding the NFL's #1 ranked offense to 257 total yards in the game...Notched 12 tackles on special teams with a season-best 3 vs. Baltimore (10/18).

COLLEGE Started all 30 games he played at South Carolina...Earned 2nd-Team All-SEC honors as a senior when he ranked 3rd on team in tackles...Wrapped up college career with 11 tackles against Iowa in Outback Bowl...Entered 2007 highly touted as a preseason All-SEC choice and on the watch list for several national awards...Played in only 4 games in 2007 before suffering knee injury that ended season...Made immediate impact for the Gamecock defense in 2006 in his 1st season on campus after transferring from Georgia Military College...Spent 2004 and 2005 at Georgia Military College...Was honored as the team MVP in both seasons.

PREP Earned All-State honors at Thomson High in Thomson, GA...Standout basketball and baseball player.

BRINKLEY'S NFL TOTALS

Year	GP/GS	Tackles			Sacks	INTs	PBU	TFL	QBH	FF/FR	Special Teams
		Solo	Asst.	Total							
2009 (Minn).....	16/4	25	7	32	0.0	0	0	1.0	3	0/0	12
<i>Playoffs</i>	2/0	8	2	10	0.0	0	0	1.0	0	0/0	1
2010 (Minn).....	16/0	5	1	6	0.0	0	0	0.0	0	0/0	17
2011 (Minn).....	injured reserve										
Totals	32/4	30	8	38	0.0	0	0	1.0	3	0/0	29
<i>Playoffs</i>	2/0	8	2	10	0.0	0	0	1.0	0	0/0	1

SINGLE-GAME CAREER HIGHS

Tackles.....10.....@ Carolina, 12/20/09; @ Chicago, 12/28/09

Tackle For Loss.....1.....@ Carolina, 12/20/09

QB Hurries.....2.....vs. NY Giants, 1/3/10

Special Teams Tackles.....3.....vs. Baltimore, 10/18/09; vs. Dallas, 10/17/10

KICKOFF
 EXECUTIVES
 STAFF
 COACHES
 PLAYERS
 ROOKIES
 2011 SEASON
 RECORDS
 PLAYOFF RECORDS
 HISTORY
 EXTRA POINTS

PATRICK BROWN #78



POSITION: Tackle
HEIGHT/WEIGHT: 6-5/310
DOB: 12-25-86
HOMETOWN: St. Charles, IL

COLLEGE: Central Florida
ACQUIRED: FA for 2010
NFL SEASON: 3
VIKINGS SEASON: 3

GAMES/STARTS (regular season, playoffs) 2009 (PS), 2010 (0/0), 2011 (15/0). **Total-** 15/0.

- Saw 1st career game action in 2011, seeing time in 15 games.
- Brother, Ryan, is an offensive lineman at Northern Illinois.

OFF THE FIELD Earned degree in communications with a minor in marketing from Central Florida...Active with Vikings community relations efforts to promote heart health, a cause close to him after he underwent heart surgery as a child... Brother, Ryan, plays OT at Northern Illinois.

PRO Valuable backup player continues to develop and earn playing time on line...Saw action in 15 games during 2011 season, seeing spot duty at both OT positions during the season and on special teams...Earned spot on 53-man roster for the final 6 weeks of 2010...Spent final 13 weeks of 2009 regular season and the playoffs on the Vikings practice squad...Originally signed as a rookie free agent by Carolina in 2009...Played in Carolina for current Vikings offensive line coach Jeff Davidson.

2011 Saw 1st regular season action of his career, playing in 15 games...Played at LT in place of injured Charlie Johnson at Kansas City (10/2)...Saw time at RT when starter Phil Loadholt left game with injury at Chicago (10/16)...Played in season opener at San Diego (9/11) on special teams...Spent training camp and preseason with Vikings.

2010 Spent the final 6 weeks of the season on the Vikings

active roster but did not see game action...Was inactive for 1 game and did not play in the final 5...Joined Vikings on 11/11 and spent 2 weeks on practice squad before moving to 53-man roster on 11/24...Went to training camp with Vikings and released on 9/4...Signed on 9/5 by NY Jets after his release from Vikings...Released by NY Jets on 9/23 and signed by Miami the following day until his release on 11/9...Picked up by Vikings on 11/11.

2009 Spent time on Vikings practice squad learning from seasoned veterans...Joined Vikings on 9/29, signing with practice squad for final 13 weeks of the regular season and throughout the playoffs...Was with New England's practice squad for 2 weeks to open the regular season...Waived by Carolina at final roster cuts after spending the preseason with the Panthers.

COLLEGE Started 50 straight games at LT for the Golden Knights...Named All-Conference USA 2nd-Team as a senior...Paved the way for RB Kevin Smith to rush for 2,567 yards in 2007, the 2nd-highest total in college football history...Helped UCF win the Conference USA title in 2007 and earn a berth in the Liberty Bowl.

PREP Standout at St. Charles (IL) North High...Named leadership award winner as a senior...Threw shot put and discus.

BRANDON BURTON #27



POSITION: Cornerback
HEIGHT/WEIGHT: 5-11/190
DOB: 7-31-89
HOMETOWN: Houston, TX

COLLEGE: Utah
ACQUIRED: D5a (#139) for 2011
NFL SEASON: 2
VIKINGS SEASON: 2

GAMES/STARTS (regular season, playoffs) 2011 (10/1). **Total-** 10/1.

- Started 1st career game vs. New Orleans (12/18/11) at nickel.
- Ran on same club track team during high school as Adrian Peterson, the Texas Mustangs.

OFF THE FIELD Born in Germany when his father served in the US Army...Ran on same club track team in high school as Adrian Peterson, the Texas Mustangs...Aspires to work in the sports performance field following his playing career...Enjoys golfing and cooking when away from football...Economics major was on the Athletic Director's Honor Roll in 2007.

PRO Will compete for increased time in 2012 Vikings backfield...Played in 10 games and started 1 during rookie season...Selected #139 overall in 2011 by the Vikings...Is the 1st Utah player drafted by the Vikings since G Ed Ta'Amu in 2002.

2011 Saw action in 10 games with 1 start as a rookie and saw time in 10 games...Started 1st career game vs. New Orleans (12/18) as nickel back...Inactive for the opening 4 games of the season, suited up for 1st career game vs. Arizona (10/9), the 1st win of the Vikings season...Regular on special teams throughout season.

COLLEGE Elected to leave Utah after his junior season...Was on the Jim Thorpe Award Watch List entering the 2010 sea-

son...Saw action in 37 career games making 25 starts...Named 2nd-Team All-MWC as a CB during his junior campaign...Was a 2-year starter recording 18 career pass breakups which is tied for 9th place in Utah history...Started all 13 games as a junior in 2010...Set career highs in 2010 with 2 INTs and 51 total tackles...Appeared in 13 games making 12 starts during the 2009 season...In 2008 played in 11 games seeing most of his action on special teams...Redshirt in 2007.

BURTON'S NFL TOTALS

Year	GP/GS	Tackles			Sacks	INTs	PBU	TFL	QBH	FF/FR	Special
		Solo	Asst.	Total							Teams
2011 (Minn)	10/1	2	1	3	0.0	0	0	0.0	0	0/0	6
Totals.....	10/1	2	1	3	0.0	0	0	0.0	0	0/0	6

SINGLE-GAME CAREER HIGHS

Tackles.....2..... vs. New Orleans, 12/18/11

Special Teams Tackles2..... @ Washington, 12/24/11

STEPHEN BURTON #11



POSITION: Wide Receiver
HEIGHT/WEIGHT: 6-1/224
DOB: 12-11-89
HOMETOWN: Lakewood, CA

COLLEGE: West Texas A&M
ACQUIRED: D7b (#236) for 2011
NFL SEASON: 2
VIKINGS SEASON: 2

GAMES/STARTS (regular season, playoffs) 2011 (3/0). **Total:** 3/0.

- Final selection of the Vikings 10 draft picks in 2011.
- Began rookie season on practice squad before moving to 53-man roster.

OFF THE FIELD Joins fellow 2011 Draft pick Brandon Fusco (Slippery Rock) as a Division II product...Began collegiate career at junior college.

PRO Climbed through Vikings ranks from practice squad to playing in 3 games during rookie season...Was the last of 10 players drafted by the Vikings in 2011, the biggest Vikings draft class since 2000 when the club selected 10 players...Was the only WR drafted by the Vikings in 2010...Joined 6th-rounder Brandon Fusco from Slippery Rock as fellow Division II players drafted by the Vikings in 2011...Extended WTAMU's consecutive seasons with an NFL draft pick to 3 straight years.

2011 Saw action in 3 games after spending opening 7 weeks of rookie campaign on Vikings practice squad...Made NFL debut at Carolina (10/30)...Hauled in a pair of passes for 38 yards vs. Denver (12/8), the 2nd career game he played in, with

BURTON'S NFL TOTALS

Year	GP/GS	No.	RECEIVING			Lg	TD
			Yds.	Avg.			
2011 (Minn)	3/0	2	38	19.0	21	0	
Total.....	3/0	2	38	19.0	21	0	

SINGLE-GAME CAREER HIGHS

Receptions.....2..... vs. Denver, 12/4/11

Receiving Yards 38..... vs. Denver, 12/4/11

Long Catch.....21..... vs. Denver, 12/4/11

PREP Attended Clear Creek High School in League City, TX...A 2-time team captain and All-District honors for his CB play as a junior and senior thanks to snagging 11 career interceptions...Was All-District return specialist during his final 3 seasons of high school...Returned 10 punts/kickoffs for TDs... Named Wildcats' defensive player of the year as a junior... Lettered in track and was the district 200 meter champion as a junior...Qualified for the Junior Olympics in the 200 meters.

receptions of 21 and 17 yards...Played in final game of season at Detroit (12/11) and suffered injury that placed him on injured reserve the following day.

COLLEGE Transferred to WTAMU from Long Beach Community College...Earned 1st-Team All-Lone Star Conference honors as a senior...Helped WTAMU go 8-4 in 2010, including a berth in the playoffs, losing at Central Missouri...The Buffaloes ended season ranked #18 in the national polls...WTAMU went 7-5 in 2009 and tied for the Lone Star Conference- Southern Division crown... Career highlight was a 99-yard TD catch against Tarleton State in 2010, part of a 5-catch, 144-yard, 2-TD day that earned him LSC South Offensive Player of the Week honors...Notched 6 career games with 100+ yards receiving at WTAMU...Had career-best 13 receptions for career-best 168 yards against Kingsville, as a junior...Was a 2-time All-Conference choice during his Long Beach CC tenure...Earned team MVP in his 1st season at Long Beach in 2007

PREP Earned Offensive Player of the Year honors as a senior at Artesia High in Lakewood, CA...Standout WR and RB during high school career.

JOHN CARLSON #89



POSITION: Tight End
HEIGHT/WEIGHT: 6-5/248
DOB: 5-12-84
HOMETOWN: Litchfield, MN

COLLEGE: Notre Dame
ACQUIRED: FA (Sea) for 2012
NFL SEASON: 5
VIKINGS SEASON: 1

GAMES/STARTS (regular season, playoffs) 2008 (16/9-Sea), 2009 (16/16, 2/0-Sea), 2010 (15/13-Sea), 2011 (IR-Sea). **Total-** 47/38, 2/0 (47/38, 2/0-Sea).

- Native Minnesotan returns to his home state as a free agent for the 2012 season.
- Seattle's Man of the Year for his community outreach in 2011.

OFF THE FIELD Active with youth and education initiatives, a cause close to him as both his parents are teachers...Helped teach kids to enjoy Minnesota's natural resources during 2012 Minnesota Governor's Fishing Opener on Lake Waconia...Grew up in Litchfield, MN in the west central part of the state...Played on state championship basketball teams twice during prep career at Litchfield where he was teammates with his brother, Alex, and coached by his father, John...Mother, Bette Jo, and father were student-athletes at St. Cloud State...Brother, Alex, was an All-Region basketball player at SCSU...Roomed with Vikings C John Sullivan during their senior year at Notre Dame...Walked on with Irish basketball team, scoring 2 points as a freshman with a pair of free throws against St. John's at Madison Square Garden...Earned degree in history from ND, playing his final season in 2007 as a graduate student...He and wife, Danielle, have 2 children...Danielle was a ND volleyball captain during her playing career.

HONORS Selected Seahawks **Man of the Year** in 2011...Named to Pro Football Weekly **All-Rookie** team in 2008.

PRO Joins Vikings as a free agent after 4 seasons with Seattle...Enjoyed record-setting seasons with Seahawks, establishing top 2 seasons for catches by a TE with 55 as a rookie and 51 in 2009...Set Seahawks record for TDs in a season by a TE with 7 in 2009 and the top 2 single-season yardage marks by a TE with 627 as a rookie and 574 in 2009...Earned All-Rookie honors in 2008...Has only been held without a catch in 4 of the 47 games he has played in...Selected as the TE on Seahawks 35th Anniversary team as voted by readers on Seahawks.com in spring 2011...Led Seattle in catches, yards and TDs as a rookie, only the 4th time a rookie TE led his team in all 3 areas, joining Mike Ditka (1961), Bob Trumpy (1968) and Keith Jackson (1988).

2011 Named Seahawks Man of the Year for his community outreach efforts...Selected by readers of Seahawks.com as the

CARLSON'S NFL TOTALS

Year	GP/GS	RECEIVING				
		No.	Yds.	Avg.	Lg	TD
2008 (Sea)	16/9	55	627	11.4	33	5
2009 (Sea)	16/16	51	574	11.3	42	7
2010 (Sea)	15/13	31	318	10.3	37	1
Playoffs	2/0	4	31	7.7	14	2
2011 (Sea)	injured reserve					
Total	47/38	137	1,519	11.1	42	13
Playoffs	2/0	4	31	7.7	14	2

TE on the club's 35th Anniversary Team...Suffered shoulder injury during preseason and was placed on injured reserve for the season before preseason schedule was over.


2010 Started 13 of the 15 games he played...Saw action in a pair of playoff games...Seattle won the NFC West with a 7-9 record, the 1st team to win a Division title with a sub-.500 record...Topped defending Super Bowl champions New Orleans in Wild Card game at Seattle...Caught a pair of TD passes in playoff game vs. New Orleans (1/8/11)...Advanced to NFC Divisional Round, losing at Chicago.

2009 Started all 16 games...Scored career-best 7 TDs, a record for Seattle TEs...His 51 catches and 574 receiving yards rank 2nd only to his own 2008 totals in club history among TEs...Caught pair of TDs vs. St. Louis (9/13) in the regular season opener.

2008 Had immediate impact on Seattle with franchise-records for a TE with 55 catches and 627 yards with 5 scores...Earned **All-Rookie** honors from Pro Football Weekly...Became only the 4th rookie TE in NFL history to lead his franchise in all 3 receiving categories...Snared 1st career 100+ yard day with 105 yards at Dallas (11/27) on 6 catches...Started 9 of the 16 games he played...

COLLEGE Served as ND captain as a senior...Ended collegiate career with 100 catches, 8 TDs and 1,093 yards...One of the top TEs in Notre Dame history...Finalist for Mackey Award as a junior.

PREP Standout in football, basketball and tennis at Litchfield High...Helped team to state titles in basketball twice during his career...Earned football All-State honors twice...Coached in basketball and tennis by his father, John...Played in state basketball all-star game.



John Carlson took part in the 2012 Minnesota Governor's Fishing Opener, teaching kids to get involved in the outdoors.

SINGLE-GAME CAREER HIGHS

Receptions..... 8..... vs. New England, 12/7/08
 Receiving Yards 105..... @ Dallas, 11/27/08
 Long Catch..... 42..... vs. Arizona, 10/18/09
 Receiving TDs 2..... vs. St. Louis, 9/13/09

CARLSON'S 100-YARD GAMES

Game	Yards
@ Dallas, 11/27/08	105

CARLSON'S TOUCHDOWNS (+ playoffs)

Game	Play	Yards
vs. Green Bay, 10/12/08	6 pass from C. Frye @ Tampa Bay, 10/19/08	2
vs. Washington, 11/23/08	10 pass from M. Hasselbeck vs. New England, 12/7/08	10
vs. NY Jets, 12/21/08	2 pass from S. Wallace vs. St. Louis, 9/13/09	1
33 pass from M. Hasselbeck @ Arizona, 11/15/09	31 pass from M. Hasselbeck @ Houston, 12/13/09	4
29 pass from M. Hasselbeck @ Green Bay, 12/27/09	16 pass from M. Hasselbeck vs. Tennessee, 1/3/10	6
9 pass from M. Hasselbeck vs. San Diego, 9/26/10	9 pass from M. Hasselbeck vs. New Orleans, 1/8/11	11
7 pass from M. Hasselbeck		7
Total		15

CARLSON'S CAREER GAME-BY-GAME (* starts)

RECEIVING

2008	Opponent	No	Yds	Avg.	Lg	TD
9/7	@ Buffalo	4	52	13.0	20	0
9/14	San Francisco*	6	78	13.0	17	0
9/21	St. Louis*	2	38	19.0	22	0
10/5	@ NY Giants*	0	0	0.0	0	0
10/12	Green Bay*	4	22	5.5	8	1
10/19	@ Tampa Bay*	3	11	3.7	6	1
10/26	@ San Francisco	1	13	13.0	13	0
11/2	Philadelphia	2	30	15.0	23	0
11/9	@ Miami*	5	54	10.8	20	0
11/16	Arizona*	3	39	13.0	25	0
11/23	Washington	2	14	7.0	10t	1
11/27	@ Dallas	6	105	17.5	33	0
12/7	New England*	8	69	8.6	25	1
12/14	@ St. Louis	5	76	15.2	28	0
12/21	NY Jets*	2	12	6.0	10	1
12/28	@ Arizona	2	14	7.0	7	0
Total		55	627	11.4	33	5

2009	Opponent	No	Yds	Avg.	Lg	TD
9/13	St. Louis*	6	95	15.8	38	2
9/20	@ San Francisco*	6	46	7.7	17	0
9/27	Chicago*	3	28	9.3	11	0
10/4	@ Indianapolis*	5	39	7.8	12	0
10/11	Jacksonville*	2	31	15.5	16	0
10/18	Arizona*	2	55	27.5	42	0
11/1	@ Dallas*	3	36	12.0	18	0
11/8	Detroit*	6	42	7.0	15	0
11/15	@ Arizona*	1	31	31.0	31t	1
11/22	@ Minnesota*	0	0	0.0	0	0
11/29	@ St. Louis*	2	14	7.0	14	0
12/6	San Francisco*	1	9	9.0	9	0
12/13	@ Houston*	3	24	8.0	12	1
12/20	Tampa Bay*	7	86	12.3	29t	1
12/27	@ Green Bay*	2	24	12.0	16t	1
1/3/10	Tennessee*	2	14	7.0	8	1
Total		51	574	11.3	42	7

2010	Opponent	No	Yds	Avg.	Lg	TD
9/12	San Francisco*	3	36	12.0	19	0
9/19	@ Denver*	5	48	9.6	22	0
9/26	San Diego*	5	61	12.2	37	1
10/3	@ St. Louis*	1	15	15.0	15	0
10/17	@ Chicago*	2	21	10.5	14	0
10/24	Arizona*	1	3	3.0	3	0
10/31	@ Oakland*	3	47	15.7	35	0
11/7	NY Giants*	2	9	4.5	5	0
11/14	@ Arizona*	0	0	0.0	0	0
11/21	@ New Orleans* ...3	14	4.7	7	0	0
11/28	Kansas City*	1	3	3.0	3	0
12/12	@ San Francisco	0	0	0.0	0	0
12/19	Atlanta*	1	31	31.0	31	0
12/26	@ Tampa Bay	3	27	9.0	12	0
1/2/11	St. Louis*	1	3	3.0	3	0
Total		31	318	10.3	37	1
PLAYOFFS						
1/8/11	New Orleans	3	17	5.7	11t	2
1/16/11	@ Chicago	1	14	14.0	14	0
Total		4	31	7.7	14	2

CHRIS CARR #25



POSITION: Cornerback
HEIGHT/WEIGHT: 5-10/181
DOB: 4-30-83
HOMETOWN: Reno, NV

COLLEGE: Boise State
ACQUIRED: FA (Balt) for 2012
NFL SEASON: 8
VIKINGS SEASON: 1

GAMES/STARTS (regular season, playoffs) 2005 (16/0-Oak), 2006 (16/2-Oak), 2007 (16/2-Oak), 2008 (16/2, 1/0-Tenn), 2009 (16/4, 2/2-Balt), 2010 (16/16, 2/2-Balt), 2011 (9/1, 1/0-Balt).
Total- 105/27, 6/4 (48/4-Oak, 16/2, 1/0-Tenn, 41/21, 5/4-Balt).

- Ranks as Oakland's career KO return record holder and holds top 3 single-season KO return yardage records in team history.
- Started career-high 16 games for Baltimore in 2010.
- Has played on AFC playoff teams each of the past 4 seasons.

OFF THE FIELD Active with Garth Brooks' Teammates for Kids Foundation and the Boys and Girls Club in Reno...A music enthusiast, he attended the Coachella Festival in spring 2012...Interested in attending law school...Earned degree in political science from Boise State in 2005...Fan of Woody Allen movies...Married with a son...Served as Baltimore's player rep for the NFLPA.

PRO Originally joined Oakland as a rookie free agent in 2005 and went on to break Raiders career and single-season KO return records...Still ranks as Oakland's career KO return record-holder with 201 returns for 4,841 yards, an average of 24.1...In his 3 seasons with Oakland, set the 3 top single-season KO return yardage marks, highlighted by 1,762 yards in 2006, an average of 25.5...Set career-best with 28.1 average on KO returns in 2008 with Tennessee, ranking 4th in the NFL for the season...Scored on a 100-yard INT return, his 1st career INT, against Pittsburgh in 2006, snaring a Ben Roethlisberger pass at the goal line and returning it for the score...Started all 16 games and both playoff contests for Baltimore in 2010 when the team advanced to AFC Divisional Playoffs...Played in 2011 AFC Championship game vs. New England (1/22/12)...Played in 100th career regular season game in 2011 at Pittsburgh (11/6/11)...Did not miss a regular season game in his opening 6 seasons.

2011 Started lone game of season vs. Arizona (10/30)...Played on Ravens' #3-ranked total defense in the NFL...Helped Ravens to AFC North title with 12-4 mark...Saw action in 9 regular season games and the AFC Championship Game at New England (1/22/12)...Notched a sack in game vs. Arizona (10/30)...Posted season-high 5 tackles at Seattle (11/13)...Was inactive for 7 games in regular season with injuries and inactive for AFC Divisional Game vs. Houston (1/15/12)...Missed 1st career game at Tennessee (9/18) with thigh injury.

2010 Started career-high 16 games in regular season and both playoff contests, holding down the LCB spot for the NFL's #10-ranked total defense...Posted career-best 67 tackles with 3 FFs and matched career-high with 2 INTs...Notched career-high 2 FFs in game vs. Cincinnati (1/2/11), both recovered by Baltimore...His 3 FFs ranked 4th among NFL CBs.

2009 Started 4 games during 1st season in Baltimore and played in all 16...Notched career-high 1.5 sacks and had 1st 2-INT season...Had 1st career sack against Kyle Orton vs. Denver (11/1) and later in season shared a sack of Ben Roethlisberger

with Trevor Pryce at Pittsburgh (12/27)...Posted 8 solo tackles at Pittsburgh (12/27)...Had career-high 9 passes defended.

2008 Saw action in every game and started 2 for the Titans as the club went 13-3 to win the AFC South before falling to Baltimore in AFC Divisional playoffs...Had career-best 11 tackles vs. NY Jets (11/23) and 4 passes defended at Jacksonville (11/16)...Served as Titans full-time KO and punt return man, handling 32 of 34 punt returns for the team and 35 of 52 kickoff returns...Had career-long 44-yard punt return vs. Cleveland (12/7) and a season-long 52-yard KO return vs. Minnesota (9/28)...Ranked #4 in the NFL with a 28.1 avg on KO returns...Ranked #8 in the NFL with 32 punt returns...Had career-high 11 special teams stops.

2007 Had best season on defense as a Raider with 28 tackles and a pair of starts...Ranked #4 in the NFL with 59 KO returns...Was primary KO return man for Oakland but handled only 8 punt returns.

2006 Scored 100-yard TD on 1st career INT vs. Pittsburgh (10/29), snaring a Ben Roethlisberger pass at the goal line and returning it for the score in a 20-13 win...Led NFL in total special teams return yards with 1,978 and led NFL in KO returns (69) and KO return yards (1,762)...Ranked 9th in NFL punt returns with 35...Started a pair of games on defense...Started 1st career game as a nickel back vs. Arizona (10/22) and started in regular season finale at NY Jets (12/31).

2005 Beat the odds as a rookie free agent to make the roster and be a major contributor to the Raiders...Led NFL in KO returns (73) and KO return yards (1,752) while ranking #1 in the NFL in total special teams return yardage (1,938)...Ranked #10 in the NFL with 34 punt returns...Notched 7 tackles in spot duty on defense.

COLLEGE Saw time in 35 career games at Boise State...Helped Broncos emerge on the national stage, winning 3 straight WAC titles and going 36-3 in his final 3 seasons...Ended collegiate career with 188 tackles...Notched career-high 4 INTs as a junior with 81 tackles and 710 yards on kickoff returns.

PREP Earned Nevada Offensive Player of the Year as a RB at McQueen High in Reno...Tabbed as Northern Nevada Player of the Year and a 3-time All-State choice...Standout in basketball.

CARR'S NFL TOTALS

Year	GP/GS	Tackles					Sacks	INTs	PBU	TFL	QBH	FF/FR	Special
		Solo	Asst.	Total	Teams								
2005 (Oak)	16/0	6	1	7	0.0	0	2	--	--	0/3	2		
2006 (Oak)	16/2	9	5	14	0.0	1 (100t)	2	--	--	0/1	3		
2007 (Oak)	16/2	24	4	28	0.0	0	1	--	--	0/0	0		
2008 (Tenn)	16/2	24	9	33	0.0	1 (0)	7	--	--	0/0	11		
Playoffs	1/0	0	0	0	0.0	0	0	--	--	0/0	0		
2009 (Balt)	16/4	31	8	39	1.5	2 (24)	9	--	--	2/0	10		
Playoffs	2/2	9	1	10	0.0	1 (3)	1	--	--	0/0	0		
2010 (Balt)	16/16	56	11	67	0.0	2 (13)	8	--	--	3/0	0		
Playoffs	2/2	7	1	8	0.0	0	0	--	--	0/1	0		
2011 (Balt)	9/1	16	3	19	1.0	0	3	--	--	0/0	0		
Playoffs	1/0	0	0	0	0.0	0	0	--	--	0/0	0		
Totals	105/27	166	41	207	2.5	6 (137)	32	--	--	5/5	26		
Playoffs	6/4	16	2	18	0.0	1 (3)	1	--	--	0/1	0		

Punt Returns

Kickoff Returns

Year	PR	FC	Yds	Avg	Lg	TD	KR	Yds	Avg	Lg	TD
2005 (Oak)	34	7	186	5.5	34	0	73	1,752	24.0	62	0
2006 (Oak)	35	12	216	6.2	35	0	69	1,762	25.5	50	0
2007 (Oak)	8	7	52	6.5	24	0	59	1,327	22.5	43	0
2008 (Tenn)	32	20	323	10.1	44	0	35	984	28.1	52	0
2009 (Balt)	32	17	262	8.2	34	0	1	14	14.0	14	0
2010 (Balt)	3	0	8	2.7	10	0	1	20	20.0	20	0
2011 (Balt)	2	2	15	7.5	8	0	0	0	0.0	0	0
Totals	146	65	1,062	7.3	44	0	251	6,174	24.6	62	0

SINGLE-GAME CAREER HIGHS

- Tackles.....11..... vs. NY Jets, 11/23/08
- Solos..... 8..... @ Pittsburgh, 12/27/09
- Interception 1..... 6 times, last @ Houston, 12/13/10
- Long INT Return 100t..... vs. Pittsburgh, 10/29/06
- Passes Defensed 4..... @ Jacksonville, 11/16/08
- Forced Fumble.....2..... vs. Cincinnati, 1/2/11
- Fumble Recovery..... 1..... 5 times, last vs. Pittsburgh, 12/21/08

CARR'S INTERCEPTIONS		
GAME	QB	INTs
vs. Pittsburgh, 10/29/06	Ben Roethlisberger	1 (100t)
@ Jacksonville, 11/16/08	David Garrard	1 (0)
@ Cleveland, 11/16/09	Brady Quinn	1 (11)
vs. Detroit, 12/13/09	Daunte Culpepper	1 (13)
@ New England, 1/10/10*	Tom Brady	1 (3)
@ New England, 10/17/10	Tom Brady	1 (12)
@ Houston, 12/13/10	Matt Schaub	1 (1)
Total		7 (140)

CARR'S TOUCHDOWNS	
GAME	PLAY
vs. Pittsburgh, 10/29/06	100t INT return

CARR'S SACKS		
GAME	QB	SACKS
vs. Denver, 11/1/09	Kyle Orton	1.0
@ Pittsburgh, 12/27/09	Ben Roethlisberger	0.5
vs. Arizona, 10/30/11	Kevin Kolb	1.0
Total		2.5

*playoffs

RAIDER RETURNER

Chris Carr broke into the NFL as a rookie free agent with Oakland in 2005 and made a huge impact on the Raiders special teams return units, leaving after only 3 seasons as the franchise record-holder for kickoff return yardage. Carr also holds the top 3 single-season kickoff return marks in Raiders history, leading the NFL in KO returns in 2005 and 2006.

OAKLAND RAIDERS CAREER KICKOFF RETURN LEADERS

PLAYER, SEASONS	KOR/YDS/AVG
Chris Carr, 2005-07	201/4,841/24.1
Bo Roberson, 1962-65	113/2,791/24.7
Desmond Howard, 1997-98	110/2,358/21.4
Raghib Ismail, 1993-95	104/2,234/21.5

OAKLAND RAIDERS SINGLE-SEASON KICKOFF RETURN LEADERS

PLAYER, SEASON	KOR/YDS/AVG
Chris Carr, 2006	69/1,762/25.5
Chris Carr, 2005	73/1,752/24.0
Chris Carr, 2007	59/1,327/22.5
Desmond Howard, 1997	61/1,318/21.6
Jacoby Ford, 2010	53/1,280/24.2

JEFF CHARLESTON #94



POSITION: Defensive End
HEIGHT/WEIGHT: 6-4/260
DOB: 1-19-83
HOMETOWN: Oregon City, OR

COLLEGE: Idaho State
ACQUIRED: FA (NO) for 2012
NFL SEASON: 6
VIKINGS SEASON: 1

GAMES/STARTS (regular season, playoffs) 2007 (13/3, 1/0-Ind), 2008 (10/0-NO), 2009 (16/0, 3/0-NO), 2010 (16/1, 1/0-NO), 2011 (10/0, 2/0-NO). **Total-** 65/4, 7/0 (52/1, 6/0-NO; 13/3, 1/0-Ind).

• Veteran DE signed late in offseason, joining Vikings on 6/28/11.

• Helped New Orleans to Super Bowl XLIV title, playing in all 16 regular season games and 3 playoff contests during 2009.

OFF THE FIELD Majored in biology...Married in July 2012, he and wife, Reagan, put off their honeymoon until after the 2012 season as he trained in preparation for his 1st Vikings training camp...Aspires to a career in sports medicine following his playing days...Active with benefits for disabled veterans during his career...Enjoys all types of fishing and hunting in his free time, including snorkeling and spear fishing...Began collegiate career at Division II Western Oregon before transferring to ISU where he earned Big Sky Conference Newcomer and Defensive Player of the Year in 2005 after sitting out 2004 per transfer rules.

PRO Has 4 career starts in his 65 games played...Has 7 career playoff games under his belt...Spent 2008-11 with New Orleans, playing 52 regular season games for the Saints and 6 playoff games...Had career-best 2.0 sacks at Kansas City (11/16/08), tracking down Tyler Thigpen twice in the game...Started career-best 3 games for Indianapolis in 2007 and saw time in 1 playoff game...Started final 3 games of 2007, making his 1st career start at Oakland (12/16/07), notching a career-best 11 tackles...Notched 1st career sack at Baltimore (12/9/07), catching Kyle Boller...Originally entered NFL as a rookie free agent in 2006 with Houston, spending training camp and preseason with Texans before his release on 9/1/06.

2011 Saw time in 10 games during regular season and inactive for 6...Played in both playoff contests, the NFC Wild Card game vs. Detroit and NFC Divisional game at San Francisco...Lone sack of season game at Minnesota (12/18) when he caught Christian Ponder...Notched 3 tackles in playoff action.

2010 Started 1st game as a Saint at Arizona (10/10), opening game at RDE...Posted 35 tackles and matched career-high 3.0

sacks...Had a sack, forced fumble and recovered the fumble on same play against Bucs QB Josh Freeman vs. Tampa Bay (1/2/11) in regular season finale...Forced a fumble against Michael Turner that was recovered by current Vikings teammate Marvin Mitchell at Atlanta (12/27).

2009 Saw time in all 16 regular season games and all 3 playoff contests as Saints marched to Super Bowl XLIV title...Had 15 tackles on defense and added 7 tackles on special teams during regular season...Had productive playoff run with 9 tackles on defense in the 3 games...Set career playoff-best with 5 tackles in NFC Divisional Playoff game vs. Arizona (1/16/10).

2008 Played in 10 games for Saints after joining team on 10/14...Notched 3.0 sacks in limited action, tied for 3rd-most on team and establishing career-high...Posted career-best 2.0 sacks at Kansas City (11/16)...Was not with a team for opening 6 weeks of season before joining New Orleans in mid-October...Spent preseason with Indianapolis before release on 8/31.

2007 Started career-best 3 games at RDE and played in 13...Saw action in 1st career playoff game in AFC Divisional Round loss vs. San Diego (1/13/08)...Had career-best 42 tackles, including 22 solos...Notched 1st career sack at Baltimore (12/9) when he caught Kyle Boller...Posted career-best 11 tackles in 1st career start at Oakland (12/16).

2006 Spent training camp and preseason with Houston...Released in final roster cuts on 9/1/06...Joined Texans as a rookie free agent on 5/4/06.

COLLEGE Played 1 season at Idaho State after beginning his collegiate career at Western Oregon...Earned Big Sky Conference Newcomer of the Year and Defensive Player of the Year in his lone season at ISU...Twice named All-Conference at WOU.

PREP Earned All-State as a TE at Central High in Independence, OR...Standout in basketball and football.

CHARLESTON'S NFL TOTALS

Year	GP/GS	Tackles					INTs	PBU	TFL	QBH	FF/FR	Special Teams
		Solo	Asst.	Total	Sacks							
2007 (Ind)	13/3	22	20	42	1.0	0	2	--	--	1/0	2	
Playoffs	1/0	0	0	0	0.0	0	0	--	--	0/0	0	
2008 (NO)	10/0	8	3	11	3.0	0	0	--	--	0/0	15	
2009 (NO)	16/0	3	12	15	0.0	0	0	--	--	0/0	7	
Playoffs	3/0	3	6	9	0.0	0	0	--	--	0/0	0	
2010 (NO)	16/1	21	14	35	3.0	0	2	--	--	2/1	7	
Playoffs	1/0	2	1	3	0.0	0	0	--	--	0/0	0	
2011 (NO)	10/0	5	6	11	1.0	0	0	--	--	0/0	3	
Playoffs	2/0	1	2	3	0.0	0	0	--	--	0/0	0	
Totals	65/4	59	55	114	8.0	0	4	--	--	3/1	34	
Playoffs	7/0	0	0	0	0.0	0	0	--	--	0/0	0	

KICKOFF
EXECUTIVES
STAFF
COACHES
PLAYERS
ROOKIES
2011 SEASON
RECORDS
PLAYOFF RECORDS
HISTORY
EXTRA POINTS

SINGLE-GAME CAREER HIGHS

Tackles.....11..... @ Oakland, 12/16/07
 Sacks 2.0..... @ Kansas City, 11/16/08
 Pass Defensed.....2..... vs. Houston, 12/23/07
 Forced Fumble.....1..... last vs. Tampa Bay, 1/2/11
 Fumble Recovery.....1..... vs. Tampa Bay, 1/2/11
 Special Teams Tackles 8..... vs. Green Bay, 11/24/08

CHARLESTON'S SACKS

GAME	QB	SACKS
@ Baltimore, 12/9/07	Kyle Boller	1.0
@ Kansas City, 11/16/08	Tyler Thigpen	2.0
@ Detroit, 12/21/08	Dan Orlovsky	1.0
@ Carolina, 11/7/10	Tony Pike	1.0
vs. St. Louis, 12/12/10	Sam Bradford	1.0
vs. Tampa Bay, 1/2/11	Josh Freeman	1.0
@ Minnesota, 12/18/11	Christian Ponder	1.0
Total.....		8 (57)

CHRIS COOK #20



POSITION: Cornerback
HEIGHT/WEIGHT: 6-2/212
DOB: 2-15-87
HOMETOWN: Lynchburg, VA

COLLEGE: Virginia
ACQUIRED: D2a (#34) for 2010
NFL SEASON: 3
VIKINGS SEASON: 3

GAMES/STARTS (regular season, playoffs) 2010 (6/5), 2011 (6/3).
Total- 12/8.

- The highest CB drafted by the Vikings at 34th overall since Dewayne Washington was taken with the 18th overall pick in 1994.
- Started 5 games during rookie campaign before being sidelined with injury.

OFF THE FIELD Took part in Special Olympics Minnesota Punt, Pass and Kick event at Winter Park. Majored in general studies...Cousin, Vic Hall, was a teammate at Virginia...Enjoys working with kids and participated in tutoring programs at a local middle school and volunteered at a local recreation center in Charlottesville, VA...Worked at a Sears warehouse loading trucks with major appliances while he was academically ineligible.

PRO Played in opening 6 games of the 2011 season and started 3...Started 5 games as a rookie in 2010, matching C Chris DeGeare for most from Vikings rookie class...Knee injuries forced him to miss the final 6 games of his rookie campaign... Was the highest CB drafted by the Vikings at 34th overall since Dewayne Washington was taken with the 18th overall pick in 1994...Is the 1st University of Virginia draftee selected by the Vikings...Was selected with a pick the Vikings acquired following a Day 1 draft trade with Detroit, giving the Lions the #30 overall pick for the Lions' 2nd round pick (#34), the Lions' 4th-round pick (#100).

COOK'S NFL TOTALS

Year	GP/GS	Tackles					INTs	PBU	TFL	QBH	FF/FR	Special Teams
		Solo	Asst.	Total	Sacks							
2010 (Minn)	6/5	20	4	24	0.0	0	3	0.0	0	0/0	1	
2011 (Minn)	6/3	14	5	19	0.0	0	7	1.0	0	0/0	2	
Totals.....	12/8	34	9	43	0.0	0	10	1.0	0	0/0	2	

SINGLE-GAME CAREER HIGHS

Tackles..... 6..... vs. Detroit, 9/26/10; @ Chicago, 11/14/10; vs. Arizona, 10/9/11
 Solos.....5..... vs. Detroit, 9/26/10
 Pass Defensed.....2..... 3 times, last vs. Arizona, 10/9/11
 Tackle for Loss..... 1..... vs. Detroit, 9/25/11

2011 Saw time in opening 6 games with 3 starts...Tied career-best with 6 tackles vs. Arizona (10/9) in Vikings 1st win... Suspended by team for game at Carolina (10/30) and inactive for other 9 games.

2010 Started 5 of the 6 games he played...In his 1st NFL game he posted a season-high 6 tackles and had a pass defensed vs. Detroit (9/26)...Matched season-high with 6 stops at Chicago (11/14)...Battled injuries throughout rookie year, being inactive for 4 of the opening 5 games of the season... Played in 5 straight games with 4 starts from Week 6-10 before season-ending injury put him out of action.

COLLEGE Started 31-of-38 games at UVA...After being ruled academically ineligible and missing the entire 2008 season, he returned in 2009 as a captain and was an All-Atlantic Coast Conference 1st-team selection by The NFL Draft Report... Started all 12 games at left CB...Totalled a team-high 4 INTs (66 yards, 1 TD) as a senior...Competed in 9 games with 7 starts as a junior in 2007...Played in all 12 contests and started the final 11 contests at RCB...Played in 5 games as a freshman and started 1 before missing 2nd half of season with broken leg.

PREP Played WR, RB, QB and CB at Heritage High in Lynchburg, VA...Named 1st-Team All-State as a junior and senior...Snared 8 INTs as a junior...Notched 21 combined TDs by rushing and receiving as a senior.

LARRY DEAN #51



POSITION: Linebacker
HEIGHT/WEIGHT: 6-0/226
DOB: 8-7-88
HOMETOWN: Tifton, GA

COLLEGE: Valdosta State
ACQUIRED: Rookie FA for 2011
NFL SEASON: 2
VIKINGS SEASON: 2

GAMES/STARTS (regular season, playoffs) 2011 (16/0). **Total:** 16/0.

- Played in all 16 games and ranked 4th in special teams tackles for Vikings as a rookie free agent in 2011.
- Broke the Valdosta State career tackles record held by former Blazer star and NFL standout Jessie Tuggle.

OFF THE FIELD Majored in criminal justice, earning his bachelor's degree in the summer, just days before joining the Vikings at training camp.

PRO Made biggest impact among the Vikings rookie free agents in 2011...Ranked 4th on team with 14 special teams tackles and played in all 16 games...The lone Vikings rookie free agent to earn a spot on the 53-man roster entering Week 1 preparation for season opener at San Diego.

2011 Joined only Christian Ballard as the lone Vikings rookies in 2011 to play in all 16 games...Made biggest impact by the Vikings rookie free agents in 2011...Ranked 4th on team with 14 special teams tackles...Saw 1st career action on defense at Chicago (10/16) and notched a tackle...Posted 7 special teams tackles in the opening 4 games of the season, including season-best 3 in the season opener at San Diego (9/11).

COLLEGE Started in all 47 career games he played...Consensus All-America as a senior...Earned Daktronics National Defensive Player of the Year honors...Left VSU as the school record holder in tackles with 368 and set the Gulf South Conference record in career tackles...Named Gulf South Defensive Player of the Year...Helped Valdosta win 2007 Division II national title.

PREP Standout at Tift County High in Tifton, GA was twice named Region 1-AAAA Defensive Player of the Year.

DEAN'S NFL TOTALS

Year	GP/GS	Tackles			Sacks	INTs	PBU	TFL	QBH	FF/FR	Special Teams
		Solo	Asst.	Total							
2011 (Minn)	16/0	1	0	1	0.0	0	0	0.0	0	0/0	14
Totals	16/0	1	0	1	0.0	0	0	0.0	0	0/0	14

SINGLE-GAME CAREER HIGHS

Tackles.....1.....@ Chicago, 10/16/11
 Special Teams Tackles3.....@ San Diego, 9/11/11

CHRIS DeGEARE #72



POSITION: Guard
HEIGHT/WEIGHT: 6-4/335
DOB: 2-17-87
HOMETOWN: Kernersville, NC

COLLEGE: Wake Forest
ACQUIRED: D5a (#161) for 2010
NFL SEASON: 2
VIKINGS SEASON: 2

GAMES/STARTS (regular season, playoffs) 2010 (8/5), 2011 (PS). **Total:** 8/5.

- Started 1st career game vs. Buffalo (12/5/10), the final game that the team played at Mall of America Field in 2010.
- Started final 5 games of rookie season in place of injured Steve Hutchinson.

OFF THE FIELD Majored in sociology...Married during 2012 offseason...Born in Chandler, AZ and lived in England and Germany as a child...Father was in the United States Air Force.

PRO Will compete for roster spot along offensive line after spending 2011 on practice squad and seeing action in 8 games

as a rookie in 2010...Started final 5 games of rookie season in place of All-Pro LG Steve Hutchinson...The only offensive lineman taken by the Vikings in the 2010 NFL Draft, selected with the 30th choice in the 5th Round (161st overall)...Has the ability to play both guard and tackle...Is the 1st player drafted from Wake Forest by the Vikings since DT Fred Robbins in 2000.

2011 Spent entire season on Vikings practice squad...Signed to practice squad on 9/5 following his release on 9/3 in final roster cuts...Spent training camp and preseason with Vikings.

2010 Stepped into starting lineup for the final 5 games of his rookie season, replacing an injured Steve Hutchinson as the regular starter at LG...Helped team post wins over Buffalo

(12/5) in his 1st career start and at Philadelphia (12/28) in an upset win over the NFC East champions on the road... Joined fellow rookie classmate QB Joe Webb in starting at Philadelphia, helping Webb join elite company by winning his 1st career start...Helped Adrian Peterson break the 100-yard mark in 2 of his 5 starts, running for 105 yards vs. Buffalo and 118 at Philadelphia.

COLLEGE Started all 12 games at LT in his redshirt senior season of 2009 and was named All-ACC Honorable Mention... Led the offensive line in knockdown blocks 3 times and graded out at better than 90 percent in games against Miami and Florida State...Missed the 2008 season after being declared academically ineligible...Started 8 games at RG as a junior in

2007...Started all 14 games at offensive guard as a true sophomore...Named honorable mention Freshman All-American and to the ACC All-Freshman Team by The Sporting News in 2005... Played in all 11 games and started against NC State...Enrolled at Wake Forest in January and participated in spring practice.

PREP Rated by Rivals.com as the 32nd-best offensive guard in the nation coming out of Glenn High School in his hometown of Kernersville, NC...Rated the 2nd-best lineman and the 11th-best overall player in the state...Member of the North Carolina team in the 2004 Shrine Bowl...Earned all-conference and all-area honors as a junior and a senior.

RYAN D'IMPERIO #44



POSITION: Fullback
HEIGHT/WEIGHT: 6-3/240
DOB: 8-15-87
HOMETOWN: Sewell, NJ

COLLEGE: Rutgers
ACQUIRED: D7b (#237) for 2010
NFL SEASON: 2
VIKINGS SEASON: 2

GAMES/STARTS (regular season, playoffs) 2010 (PS), 2011 (12/1). **Total-** 12/1.

- Played in 12 games with 1 start in 2011, starting season on practice squad before being promoted to regular roster.
- Made the switch to FB in the NFL after playing LB for 4 years at Rutgers.

OFF THE FIELD Finished bachelor's degree in history in 2012 offseason...Married, couple had daughter, Francesca, during fall 2011...Interested in a career as a teacher and coach...Avid outdoorsman during his rookie season in Minnesota, taking up hunting, fishing and ice fishing.

PRO Saw action at FB and on special teams during 2011 after spending his rookie season on practice squad learning his new position...Played in 12 games in 2011 after being promoted from practice squad after 4 games...Taken by the Vikings in the 2010 NFL Draft, selected with the 30th choice in the 7th Round (237th overall)...Was the 1st Vikings draft pick to sign following the draft...Was released during the final round of 2010 cuts but was resigned to the practice squad on 9/5/10.

2011 Earned 1st career start vs. New Orleans (12/18) and played in 12 games during season...Moved from practice squad to regular roster after the opening 4 games of the season... Caught a pair of passes during season- 1 at Green Bay (11/14) and 1 vs. Oakland (11/20), going for 6 yards...Played in 1st

career NFL game vs. Arizona (10/9)...Led tem with 2 FRs on special teams during season- 1 each at Green Bay (11/14) and at Atlanta (11/27).

2010 Released in final roster cuts following preseason and signed to practice squad the next day on 9/5...Benefited from a year on the Vikings practice squad that allowed him to study and practice as an NFL fullback.

COLLEGE Part of a Rutgers 2009 senior class that led the squad to 36 wins and 4 bowl games, the 36 wins is tied for the 2nd-most by a senior class in school history and the 4 bowl games set a school record...Started 24 of his final 25 games at Rutgers...Served as 1 of 3 Rutgers captains his senior season... Returned an INT 38 yards for a TD against Florida International as a senior...Earned 2nd Team All-BIG EAST honors as a junior, started all 13 games at MLB...Made his 1st career INT in the PapaJohns.com Bowl against North Carolina State...Projected starter at MLB but missed the start of his sophomore season in 2007 after breaking leg...Played in 13 games as a true freshman.

PREP Starred at both LB and FB at Washington Township High School in Sewell, NJ...Rushed for 1,268 yards on 173 carries, a 7.3 yards per carry at FB in leading his team to a 7-3 record as senior...Named 1st-Team All-South Jersey by the Philadelphia Inquirer and the Courier-Post...Selected to the New Jersey North/South All-Star Classic at Rutgers Stadium...Was a hurdler in track and a standout baseball player.

D'IMPERIO'S NFL TOTALS

Year	GP/GS	No.	RECEIVING				TD	Special
			Yds.	Avg.	Lg	Teams		
2011 (Minn)	12/1	2	7	3.5	6	0	7	
Total	12/1	2	7	3.5	6	0	7	

SINGLE-GAME CAREER HIGHS

Receptions..... 1..... @ Green Bay, 11/14/11; vs. Oakland, 11/20/11
Receiving Yards 6..... vs. Oakland, 11/20/11
Fumble Recovery..... 1..... @ Green Bay, 11/14/11; vs. Oakland, 11/20/11
Special Teams Tackle 2..... @ Carolina, 10/30/11

SOLOMON ELIMIMIAN



POSITION: Linebacker
HEIGHT/WEIGHT: 6-0/230
DOB: 10-21-86
HOMETOWN: Los Angeles, CA

COLLEGE: Hawaii
ACQUIRED: FA for 2012
NFL SEASON: 1
VIKINGS SEASON: 1

• Helped BC Lions win Grey Cup in 2011 and earned Canadian Football League's Most Outstanding Rookie in 2010.

• Teammates at Crenshaw High with current NFL players Brandon Mebane (Seattle), Dante Hughes (San Diego) and Brian Price (Tampa Bay).

• Name is pronounced El-ahh-mem-EE-n.

OFF THE FIELD Nigerian-born, began playing football in grade 9...Prior to that, his mom's fear of injury limited his experience to touch and flag football only...2010 CFL (BC Lions) teammate of current Vikings WR Emmanuel Arceneaux... Solomon has 2 older brothers who also played football; Abraham who played at Hawaii as well as for the Amsterdam Admirals of NFL Europe and Jacob who played at San Diego State...Received All-WAC academic honors...Earned a degree in English...Father is a retired English professor from Cal Poly-SLO...Active with Fellowship of Christian Athletes and has worked with the Autism Society.

PRO Signed by the Buffalo Bills and suited up for two pre-season games...Released by the Bills 9/1/09...Signed as a free agent with the CFL BC Lions on 5/19/10... Named the 2010 CFL's Most Outstanding Rookie ... Recorded 77 tackles, five sacks and 11 special teams tackles in 16 games... Voted the CFL's 'Hardest Hitter' in 2011...Finished the 2011 season with 98 tackles, 4 sacks and 2 interceptions.

2011 Lions finished in 1st place in the West division with an 11-7 record...Won their 6th Grey Cup championship over the Winnipeg Blue Bombers 34-23...Became the 1st team in league history to start a season 0-5 and finish in 1st place...Was voted the 2011 CFL's 'Hardest Hitter'...Finished the 2011 season with

98 tackles, 4 sacks and 2 INTs.

2010 Signed as a free agent with the CFL's BC Lions 5/19/10... Won the 2010 CFL's Most Outstanding Rookie Award... Started the season with a 1-7 record but finished strong with a 7-3 mark over the last 10 games of 2010...Recorded 77 tackles, 5 sacks and 11 special teams tackles in 16 games.

2009 Signed by the Buffalo Bills as a rookie free agent... was with the team for two preseason games (weeks 3 & 4)... released by the Bills 9/1/09.

COLLEGE Was Hawaii's all-time leading tackler (434 tackles) and 2nd all-time in the WAC... Was named WAC Co-Defensive Player of the Year as a senior...Played in 14 games for the University of Hawaii his senior season and led the team with 121 tackles, including 7 games with 10 or more...As a junior, the team went 12-0 and played in the Sugar Bowl under June Jones, former NFL head coach...Started 13 games at MLB and led the team with 145 tackles, including 12 for a loss, to rank 3rd in the WAC as a junior...In 2006, started 12 games to finish 2nd on the team with 89 tackles...As a freshman, started 12 games ...Named to the Scout.com All-America 1st Team and the Sporting News Freshman All-America team.

PREP Graduate of Crenshaw High School in Los Angeles... Named to the all-league, all-city, all-area and all-region 1st teams...Named 2nd-team all-state...selected as the MVP of the Coliseum League...Earned one letter in baseball and competed in track and field.

OH, CANADA

A pair of prospects for the 2012 Vikings come to the club after starring in the Canadian Football League- WR Emmanuel Arceneaux and LB Solomon Elimimian. That duo is joined by a pair of players who played prep football in Canada- rookie offensive linemen Tyler Holmes and Austin Pasztor. Holmes father, Richard, played in the CFL and was an All-Star for Ottawa.

The Vikings have a long history of connections with our football neighbors to the North. Most notably, legendary Head Coach Bud Grant came to the Vikings in 1967 after establishing himself as a top-notch coach with the Winnipeg Blue Bombers for a decade (1957-66). Grant won 4 Grey Cup titles as coach of the team he played with from 1953-56, setting a record with 5 INTs in a 1953 game against Saskatchewan. During Grant's days with Winnipeg he coached future Vikings WR Leo Lewis' father, Leo, a star RB who earned a spot in the CFL Hall of Fame. Before the younger Lewis found a home with the Vikings, he also played in the CFL. During Grant's playing days with Winnipeg, the head coach of the club was Allie Sherman, who went on to be head coach of the NY Giants. The Vikings passing game got a boost during the 1994-96 seasons from a former CFL star when QB Warren Moon came to the team in a trade with the Houston Oilers. Moon went to the Pro Bowl in 1994 and '95. Vikings ironman Jim Marshall began his pro career in the CFL in 1959. The Vikings went to Super Bowl IV behind the gritty leadership of QB Joe Kapp, a former British Columbia Lions QB that would go down in football history as the only QB to lead his teams to a Super Bowl, Grey Cup and Rose Bowl. Moon and Grant have earned induction into both the Pro Football Hall of Fame and the Canadian Football Hall of Fame.



FRED EVANS #90



POSITION: Defensive Tackle

HEIGHT/WEIGHT: 6-4/305

DOB: 11-6-83

HOMETOWN: Morgan Park, IL

COLLEGE: Texas State

ACQUIRED: FA for 2007

NFL SEASON: 6

VIKINGS SEASON: 6

GAMES/STARTS (regular season, playoffs) 2006 (1/0-Mia.), 2007 (11/0), 2008 (16/2, 1/1), 2009 (13/0, 2/0), 2010 (8/0). **Total-** 49/2, 3/1 (48/2, 3/1-Minn., 1/0-Mia.).

- Notched 1st career sack when he caught Giants QB Eli Manning at NY Giants (11/25/07).

- Stepped into starting lineup in 2008 in the final 2 regular season games and playoff game for injured Pat Williams.

OFF THE FIELD Majored in exercise and sports science with a minor in business administration at Texas State...Active with Vikings Victory Visits to local hospitals and with EJ Henderson's Urban Youth Outreach activities...Cousin is Major League outfielder Gary Matthews...Sister, Aja Evans, was an All-America, Big Ten champion and set school record in shot put for Illinois.

PRO Played in all 16 games in 2011 for the 2nd time in his career...Had career-high 35 tackles in 2011...Excelled in 2009 playoff action for the Vikings, notching 10 tackles, 6 QB hurries, 2 tackles for loss and a fumble recovery in 3 career playoff games...Replaced injured DT Pat Williams in 2008 for the final 2 regular season games and Wild Card playoff game...Notched 1st career sack at NY Giants (11/25/07) when he caught eventual Super Bowl XLII MVP Eli Manning...Helped 2007 and 2008 Vikings rank #1 in the NFL against the run.

2011 Had career-best 35 tackles and played in all 16 games...Notched 3+ tackles in 6 games during the season...Set career-high with 6-tackle performances in consecutive games at Chicago (10/16) and vs. Green Bay (10/23)...Notched season-high 3 QB hurries vs. Chicago (1/1/12) and 2 tackles for loss vs. Oakland (11/20).

2010 Played in 8 games as part of interior line rotation...Had tackles for loss in consecutive games at New England (11/7) and vs. Arizona (10/31)...Posted 2 tackles against Patriots.

2009 Saw action in 13 games during the regular season and both playoff games...Had career-high 6 tackles in Divisional Round playoff game vs. Dallas (1/17/10) along with 5 QB hurries...Tied for team-high with 5 QB hurries in Dallas game...Had

2 tackles at St. Louis and vs. NY Giants during regular season.

2008 Started final 2 regular season games and Wild Card Playoff game vs. Philadelphia (1/4/09) in place of injured Pro Bowler Pat Williams...Recovered a fumble in Wild Card game when he pounced on a fumble by Eagles QB Donovan McNabb forced by DE Jared Allen...Played in all 16 games for 1st time in career...Helped Vikings rank #1 in rushing defense for 3rd straight season, the 1st team since the 1970 AFL-NFL merger to accomplish the feat...Part of Vikings defense that did not allow a 100-yard rusher all season.

2007 Played in 11 games as part of the Vikings defensive line rotation...Sacked eventual Super Bowl XLII MVP Eli Manning in game at NY Giants (11/25) during the Vikings upset win...Had career-best 2 tackles vs. Philadelphia (10/28)...Played in opener vs. Atlanta (9/9), his 1st action as a Viking.

2006 Played in 1 game for Miami during his rookie season, suiting up for the season finale at Indianapolis (12/31)...Had 2 tackles in his lone appearance of the season...Inactive for the opening 15 games of the season...Entered the NFL as a 7th-round pick by the Dolphins, #207 overall.

COLLEGE Finished his career with 2 seasons at Texas State where he was a full-time starter...Named Southland Conference Defensive Player of the Year as a senior...Tabbed as a 1st-Team All-Southland player as a junior and senior...Competed in Hula Bowl all-star game following his senior year...Helped Bobcats advance to NCAA Division I-AA playoffs as a senior, moving to the semifinals...Named Southland Conference Newcomer of the Year in 2004 in his 1st season at Texas State...Transferred to TSU from College of DuPage, a junior college in Glen Ellyn, IL.

PREP Was a 2-way starter on the line at Morgan Park High in Chicago...Played 1 season of varsity high school football as a senior...Excelled at swimming and water polo.

EVANS' NFL TOTALS

Year	GP/GS	Tackles			Sacks	INTs	PBU	TFL	QBH	FF/FR
		Solo	Asst.	Total						
2006 (Mia)	1/0	2	0	2	0.0	0	0	0.0	0	0/0
2007 (Minn)	11/0	4	1	5	1.0	0	0	0.0	2	0/0
2008 (Minn)	16/2	8	9	17	0.0	0	0	1.0	16	0/0
Playoffs	1/1	1	3	4	0.0	0	0	0.0	1	0/1
2009 (Minn)	13/0	7	4	11	0.0	0	0	0.0	4	0/0
Playoffs	2/0	6	0	6	0.0	0	0	2.0	5	0/0
2010 (Minn)	8/0	4	1	5	0.0	0	0	2.0	0	0/0
2011 (Minn)	16/0	23	12	35	0.0	0	0	5.0	11	0/0
Total	65/2	48	27	75	1.0	0	0	8.0	33	0/0
Playoffs	3/1	7	3	10	0.0	0	0	2.0	6	0/1

SINGLE-GAME CAREER HIGHS

Tackles..... 6..... @ Chicago, 10/16/11; vs. Green Bay, 10/23/11
 Solo Tackles.....5..... vs. Green Bay, 10/23/11
 Sack.....1.0..... @ NY Giants, 11/25/07
 Tackle For Loss..... 2.0..... vs. Oakland, 11/20/11
 QB Hurries5..... vs. Houston, 11/2/08

JEROME FELTON #42



POSITION: Fullback
HEIGHT/WEIGHT: 6-0/248
DOB: 7-3-86
HOMETOWN: Madisonville, TN

COLLEGE: Furman
ACQUIRED: FA (Ind) for 2012
NFL SEASON: 5
VIKINGS SEASON: 1

GAMES/STARTS (regular season, playoffs) 2008 (13/6-Det), 2009 (13/8-Det), 2010 (16/2-Det), 2011 (14/3; 9/1-Car, 5/2-Ind) .
Total- 59/19 (42/19-Det, 9/1-Car, 5/2-Ind).

- Mother was a professional gymnast.
- Set Furman school record with 63 career TDs.

OFF THE FIELD Earned degree in political science at Furman and twice earned Academic All-Conference notice...Has a brother who has served multiple tours in Iraq and Afghanistan with the US Army...Mother was a professional gymnast...Born in West Germany...Has a daughter, Natalyah...Active with Boys and Girls Club.

PRO Will help improve the Vikings rushing attack with veteran savvy at FB...Served as regular FB for Detroit from 2008-10...Played with Carolina and Indianapolis in 2011...Originally joined NFL as a 5th-round (#146) Draft pick by Detroit in 2008.

2011 Played in 14 games for Carolina and Indianapolis during season...Helped Colts win 2 of their final 5 games of the season, the only 2 wins of the year...Started a pair of games for Colts... Played in 9 games with 1 start for Carolina early in the season... Signed by Carolina on 8/31 after his release by Detroit on 8/30... Played in 1st game with Carolina vs. Green Bay (9/18)...Played during preseason with Detroit before his release on 8/30.

2010 Had career-high 22 carries for Detroit...Played in all 16 games and started 2...Had career-high 6 carries in game vs. Green Bay (12/12) and tallied 15 yards on the day...Notched a 37-yard KO return vs. Washington (10/31)...Hauled in a season-long 19-yard pass at Buffalo (11/14).

FELTON'S NFL TOTALS

Year	GP/GS	RUSHING						RECEIVING				
		No.	Yds.	Avg.	Lg	TD	No.	Yds	Avg	LG	TD	
2008 (Det)	13/6	2	4	2.0	4	0	9	53	5.9	12	0	
2009 (Det)	13/8	15	46	3.1	10	0	13	133	10.2	27	0	
2010 (Det)	16/2	22	76	3.5	9	0	8	54	6.8	19	0	
2011 (Car)	9/1	3	10	3.3	4	0	2	24	12.0	17	0	
(Ind)	5/2	0	0	0.0	0	0	2	16	8.0	9	0	
Total	56/19	42	136	3.2	10	0	34	280	8.2	27	0	

SINGLE-GAME CAREER HIGHS

Rushing Attempts..... 6..... vs. Green Bay, 12/12/10
 Rushing Yards 15..... vs. Green Bay, 12/12/10
 Long Rush10..... @ Chicago, 10/4/09

2009 Started career-high 8 games...Posted career-highs with 13 receptions and 133 yards receiving...Had career-high with 3 catches at Chicago (10/4) and vs. Pittsburgh (10/11)...Set career-high 37 receiving yards, including a 27-yarder vs. Pittsburgh (10/11)...Hauled in a 21-yard pass vs. Minnesota (9/20)...Paved way for Maurice Morris to run for 126 yards vs. Arizona (12/20).

2008 Started 6 of the 12 games he played as a rookie... Started season opener at Atlanta (9/7)...Recorded 1st career catch for 3 yards vs. Green Bay (9/14)...Had 11-yard reception at Houston (10/19)...Missed 3 games at midseason with ankle injury...Caught 2 passes for 7 yards vs. Minnesota (12/7).

COLLEGE Ended Furman career with most rushing TDs in school history, finding the end zone 63 times, including 23 times as a junior in 2006...Set school record with 414 points... Helped Furman advance to Division I-AA playoffs each of his final 3 seasons...Played in East-West Shrine Game after senior season...Earned 1st-Team All-Southern Conference honors as a junior when he tallied 707 yards rushing on 162 carries...Shared Furman's Freshman of the Year honor in 2004.

PREP Standout FB and LB at Sequoyah High in Madisonville, TN...Named All-County 3 times and All-Region...Broke the 3,000-yard career rushing mark and topped 300 tackles... Earned All-American Scholar honors and Outstanding African-American Student of Tennessee along with receiving the 2001-02 United States National Minority Leadership Award.

Receptions.....3..... @ Chicago, 10/4/09;
 vs. Pittsburgh, 10/11/09
 Receiving Yards 37..... vs. Pittsburgh, 10/11/09
 Long Reception27..... vs. Pittsburgh, 10/11/09

ERIC FRAMPTON #37



POSITION: Safety
HEIGHT/WEIGHT: 5-11/205
DOB: 2-6-84
HOMETOWN: San Jose, CA

COLLEGE: Washington State
ACQUIRED: Waivers (Det) for 2007
NFL SEASON: 6
VIKINGS SEASON: 6

GAMES/STARTS (regular season, playoffs) 2007 (14/0- 9/0- Minn., 5/0-Det.), 2008 (16/0, 1/0), 2009 (16/0, 2/0), 2010 (14/0), 2011 (16/0). **Total-** 76/0, 3/0 (71/0-Minn., 5/0-Det.).

- Has recorded the most special teams tackles for the Vikings over the past 5 seasons with 85 in only 71 games with the club.
- Named Vikings **Special Teams MVP** by teammates for 2011.

OFF THE FIELD Majored in business administration/entrepreneurship at Washington State...Married to Eimy Escano during 2009 offseason...Participated in 2009 Minnesota Governor's Fishing Opener events, helping teach kids about fishing and outdoor activities...His father was a track and field athlete at Tuskegee University and brother ran track at Florida A&M...Family owns electronic component company, Tri Bay Systems, in San Jose that Frampton and his 2 siblings plan to take over from their father...Aspires to earn a masters degree following football and to work with the United Nations.

HONORS Voted 2011 Vikings **Special Teams MVP** by his teammates.

PRO Took over leadership role on special teams in 2011, leading the team with 22 tackles and was voted Vikings **Special Teams MVP** by his teammates...Embraces special teams leadership role, posting 85 tackles in 71 games as a Viking...Finished 2009 ranked 4th on team with 18 special teams stops and added 5 more in playoffs to tie for team lead...Forced a fumble on kickoff coverage during 2009 regular season and added a forced fumble on punt coverage during NFC Championship game that was recovered by Kenny Onatolu...Teammate at Washington State with Husain Abdullah...Claimed by Vikings off waivers from Detroit on 10/22/07...Played in the opening 5 games of the 2007 season with Detroit...Claimed by Lions on 9/2/07 after being released by Oakland following training camp... Selected in the 5th round in the 2007 Draft by Oakland, the 165th player selected.

2011 Voted the Vikings **Special Teams MVP** by his teammates... Led Vikings with career-best 22 special teams tackles... Notched career-high with 4 special teams tackles in season opener at San Diego (9/11)...Key element of the Vikings kickoff return unit that set a team record with a 26.9-yard average per return, the 2nd-best mark in the NFL...Helped Vikings special teams units rank among the NFL's best in kickoff coverage, holding opponents to a start inside the 20 on 19 occasions... Vikings had 4 kickoff returns of 50+ yards during the season, ranking #1 in the NFL.

2010 Tied for 3rd on team with 10 special teams tackles... Stepped into defensive backfield at 5 vs. Chicago (12/20) on Monday Night Football, the game played at TCF Bank Stadium...Notched 4 tackles on defense during game vs. Chicago and had a special teams stop...Had season-high 2 special teams tackles in 3 games during the season.

2009 Ranked 4th on team during regular season with 18 special teams stops...Tied for team-high in special teams tackles in playoffs with 5...Forced a fumble on kickoff coverage vs. Chicago (11/29) and had a forced fumble on punt coverage

at New Orleans (1/24/10) in NFC Championship game...Had season-best 3 special teams tackles at Pittsburgh (10/25) and vs. Seattle (11/22).

2008 Relied upon heavily as a special teams leader after the preseason loss of special teams captain Heath Farwell...Played in all 16 games for the Vikings and ranked 2nd on the team in special teams tackles with 21...Only former college teammate Husain Abdullah had more special teams tackles (24)... Recorded 1 stop on special teams in the Vikings' Wild Card playoff vs. Philadelphia (1/4/09)...Had season highs in tackles with 3 @ Chicago (10/19) and vs. Atlanta (12/21).

2007 Ranked 4th on the Vikings with 14 special teams tackles despite only playing in 9 games with the team...Served as a Vikings game captain for game vs. San Diego (11/4), only his 2nd week with the team...Had season-high 3 special teams tackles in a pair of games- vs. Philadelphia (10/28) and vs. Chicago (12/17)...Notched 6 special teams tackles in 5 games he played with the Lions...Had season-best 3 special teams tackles at Philadelphia (9/23) with Detroit...Played in 1st NFL game in 2007 opener at Oakland (9/9), facing the team he had been released by the week before...Played on defense and special teams in opener at Oakland (9/9) for the Lions.

COLLEGE Started 23 of 46 games at Washington State... Named 1st-Team All-Pac 10 as a senior...In his lone bowl game of his college career, helped Cougars top Texas in the Holiday Bowl as a freshman...Scored a pair of TDs on his 6 career INTs... Led Cougars in tackles as a junior and senior.

PREP Standout at Oak Grove High in San Jose, CA...Missed time as a senior with a broken collarbone...Scored 17 rushing TDs as a junior.


FRAMPTON'S NFL TOTALS

Year	GP/GS	Tackles							Special		
		Solo	Asst.	Total	Sacks	INTs	PBU	TFL	QBH	FF/FR	Teams
2007 (Minn)	9/0	0	0	0	0.0	0	0	0	0	0/0	14
(Det.)	5/0	0	0	0	0.0	0	0	0	0	0/0	6
2008 (Minn)	16/0	0	0	0	0.0	0	0	0	0	0/0	21
Playoffs	1/0	0	0	0	0.0	0	0	0	0	0/0	1
2009 (Minn)	16/0	0	0	0	0.0	0	0	0	0	1/0	18
Playoffs	2/0	0	0	0	0.0	0	0	0	0	1/0	5
2010 (Minn)	14/0	2	2	4	0.0	0	0	1.0	0	0/0	10
2011 (Minn)	16/0	0	0	0	0.0	0	0	0.0	0	0/0	22
Total	76/0	2	2	4	0.0	0	0	1.0	0	1/0	91
Playoffs	3/0	0	0	0	0.0	0	0	0	0	1/0	6

SINGLE-GAME CAREER HIGHS

Tackles..... 4..... vs. Chicago, 12/20/10
 Special Teams Tackles 4..... @ San Diego, 9/11/11
 Forced Fumble.....1..... vs. Chicago, 11/29/09

BRANDON FUSCO #63



POSITION: Center/Guard
HEIGHT/WEIGHT: 6-4/306
DOB: 7-26-88
HOMETOWN: Cranberry Twp, PA

COLLEGE: Slippery Rock
ACQUIRED: D6c (#172) for 2011
NFL SEASON: 2
VIKINGS SEASON: 2

GAMES/STARTS (regular season, playoffs) 2011 (3/0). **Total-** 3/0.

• The highest-drafted player from Slippery Rock in school history and 1st to be invited to Senior Bowl and NFL Scouting Combine.

• Joins fellow 2011 Vikings draftee Stephen Burton (West Texas A&M) as Division II products.

OFF THE FIELD Majored in safety and environmental management at SRU, earning degree in December 2010...Has a twin brother, Josh, who played rugby at Clarion University...High school honor roll student.

PRO Will compete for time at G spots as Vikings move to fill the positions after releasing veterans at LG and RG during 2012 offseason...Saw time in 3 games during rookie season...

Spent 13 weeks of his rookie season as an inactive player or did not play as he learned the NFL game...Became the 5th overall player and the highest-drafted player selected from Slippery Rock at #172 overall...Was the 1st SRU player to earn an invite to the Senior Bowl and to the annual Scouting Combine.

2011 Saw action in 3 games in his rookie campaign...Made NFL debut vs. Green Bay (10/23), getting time at RG in place of injured Anthony Herrera...Helped Adrian Peterson rush for season-high 175 yards in Packers game...Played briefly at RG at Washington (12/24).

COLLEGE Ended collegiate career as one of the most decorated Slippery Rock players in school history...Was 1st player in SRU history to be invited to NFL Scouting Combine

VIKINGS RANK AMONG NFL'S ALL-TIME LEADERS

The Vikings have been a dominant presence on NFL fields since the 1970 AFL-NFL merger. The Vikings have a 364-282-2 mark since 1970, a win total that trails only Dallas in the NFC and is tied for the 5th-most wins in the NFL over that span. The Vikings have also won 16 Division titles since the merger, the 4th-most in the NFL over that span.

NFL RECORDS SINCE THE 1970 AFL-NFL MERGER

Pittsburgh.....	396-250-2
Miami	385-261-2
Dallas.....	381-267-0
Denver	367-275-6
San Francisco	364-281-3
Minnesota.....	364-282-2

NFL DIVISION TITLES SINCE 1970 AFL-NFL MERGER

Pittsburgh.....	20
San Francisco	18
Dallas.....	17
Minnesota.....	16

KICKOFF
 EXECUTIVES
 STAFF
 COACHES
 PLAYERS
 ROOKIES
 2011 SEASON
 RECORDS
 PLAYOFF RECORDS
 HISTORY
 EXTRA POINTS

TOBY GERHART #32



POSITION: Running Back
HEIGHT/WEIGHT: 6-0/231
DOB: 3-28-87
HOMETOWN: Norco, CA

COLLEGE: Stanford
ACQUIRED: D2b (#51) for 2010
NFL SEASON: 3
VIKINGS SEASON: 3

GAMES/STARTS (regular season, playoffs) 2010 (15/1), 2011 (16/5).
Total: 31/6.

- Had career-best 2 TD receptions vs. New Orleans in 2011.
- Recipient of the Doak Walker Award after his senior season as the nation's top RB and runner-up in Heisman Trophy voting.
- Grew up in adjoining towns (Corona and Norco, CA) with 2012 Vikings 1st-round draft pick Matt Kalil.

OFF THE FIELD Valedictorian of his Norco High class of over 700 students...A 3-year letterman on the Stanford baseball team as an OF...Helped the baseball team reach the 2008 College World Series while earning All-Tournament Team honors...A 1st-team Pac-10 All Academic choice as a senior...Turned down a professional baseball contract in 2009 to continue playing college football...Graduated from Stanford in June 2010 in management science and engineering...Brother, Garth, is chasing NFL dream as a rookie in 2012 with Cleveland...Father, Todd was a RB at Cal State-Fullerton before joining the USFL for 2 seasons and went to training camp with the Vikings in 1986...Has triplet sisters who all play college softball, two at Stanford and one at Cal Poly-SLO.

PRO Notched 1st career 100-yard game at Washington (12/24/11), going for 109 yards on the day, 105 in the 2nd half...Started career-best 5 games...Tied Vikings record for a RB with 2 TD receptions vs. New Orleans (12/18/11)...Had most productive game of rookie season in his lone start, vs. Chicago (12/20/10) on Monday Night Football in frigid conditions at TCF Bank Stadium...Scored 1st career TD at Washington (11/28/10) in Interim Head Coach Leslie Frazier's debut with the club...Was inactive for season opener but played in next 15 games as a rookie...Selected with #51 overall pick after the Vikings traded up with the Houston Texans...Joins Adrian Peterson (2004) as former Heisman Trophy runner-ups with the Vikings.

2011 Answered the call when needed and ran for 369 yards in final 5 games of the season...Saw increased playing time and started career-high 5 games...Notched longest run by a Viking during the season with 67-yard jaunt at Washington (12/24)...Recorded 1st career 100-yard rushing day at Washington...Snared career-high 8 receptions vs. Denver (12/4) and tied season-high with 42 yards through the air...Caught season-long 42-yard pass vs. Tampa Bay (9/18)...Had career-best 2 TD receptions vs. New Orleans (12/18), matching Vikings record for receiving TDs by a RB in a game...Ran for 413 yards in the final 6 games of the season, averaging nearly 69 yards per game...Had consecutive games with 90+ yards rushing vs. Denver (12/4) and at Detroit (12/11) with 91 and 90 yards respectively...Caught 1st career scoring pass vs. Detroit (12/11) on a 2-yard pass from Joe Webb...Had 29 offensive touches vs. Denver (12/4) with 21 carries and 8 receptions.

2010 Grew into bigger role in the Vikings offense as season went on...Started 1st career game vs. Chicago (12/20) on Monday Night Football, a game played at TCF Bank Stadium following the collapse of the Metrodome roof...Started game in place of injured Adrian Peterson and notched career-best 77 yards on the ground vs. Chicago...Season-high 22 rushing attempts came at Washington (11/28) and scored 1st career

TD on a 5-yard run in the win...Played in final 15 games of season after being inactive for opener...Had a carry in 14 of his 15 games, but caught season-high 5 passes in game he did not run the ball, at New England (10/31).

COLLEGE Started 26-of-38 career games...Finished his collegiate career ranked 2nd on Stanford's all-time career rushing list with 3,522 yards...Ranked 1st in career rushing TDs with 44, and rushing attempts with 671...Holds the 2 top single-season rushing marks in school history...Was just the 2nd RB in school history to rush for 1,000+ yards in consecutive seasons, joining former Viking Darrin Nelson...Ran for 100+ yards 19 times in his career, including 3 contests in which he rushed for 200 or more yards...Set Stanford's single-game rushing record with a 223 yard performance against Oregon in 2009...Consensus All-America and named the Pacific-10 Offensive Player of the Year as a senior...Finished 2nd in the 2009 Heisman Trophy balloting, 28 points behind Mark Ingram in the closest race in Heisman history.

PREP Was coached by his father at Norco (CA) High...Set California high school rushing record with 9,662 yards...Consensus All-America...A 1st-team All-State, All-CIF Southern Selection, CIF Southern Player of the Year, CIF Division V Player of the Year and Los Angeles Times Player of the Year as a senior...Gatorade's High School Player of the Year for California...Rushed for 3,233 yards and 39 TDs as a senior...All-State in baseball as a junior and senior...Played 3 seasons of basketball.

QUARTER HORSES

Toby Gerhart stepped up in a big way in 2011 in the final road game of the season at Washington on Christmas Eve following starter Adrian Peterson's season-ending injury early in the 3rd quarter. Gerhart helped carry the load in the Vikings victory and broke the 100-yard mark for the 1st time in his career, ending with 109 yards on the day. He gained 105 of his total in the 2nd half of the game and 89 of those in the 3rd quarter, spurred by a 67-yard run, ranking among the all-time leaders in Vikings history.

VIKINGS RUSHING YARDS IN A QUARTER

PLAYER, GAME	YARDS/QTR
Adrian Peterson, vs. San Diego (11/4/07)	146/4th
Chuck Foreman, at Philadelphia (10/24/76)	116/4th
Adrian Peterson, vs. San Diego (11/4/07)	107/3rd
Adrian Peterson, at Cleveland (9/13/09)	104/4th
Clinton Jones, vs. Atlanta (11/28/71)	103/2nd
Adrian Peterson, vs. Green Bay (10/23/11)	94/3rd
Robert Smith, at St. Louis (9/13/98)	92/2nd
Toby Gerhart, at Washington (12/24/11)	89/3rd
Michael Bennett, at Tampa Bay (11/3/02)	89/2nd

VIKINGS LONGEST RUSHES IN 2011

PLAYER, GAME	YARDS
Toby Gerhart, at Washington (12/24/11)	67
Joe Webb, at Detroit (12/11/11)	65t
Adrian Peterson, vs. Green Bay (10/23/11)	54
Adrian Peterson, at San Diego (9/11/11)	46
Adrian Peterson, vs. Detroit (9/25/11)	43

GERHART'S NFL TOTALS

Year	GP/GS	No.	RUSHING				RECEIVING				
			Yds.	Avg.	Lg	TD	No.	Yds	Avg	LG	TD
2010 (Minn)	15/1	81	322	4.0	21	1	21	167	8.0	23	0
2011 (Minn)	16/5	109	531	4.9	67	1	23	190	8.3	42	3
Total	31/6	190	853	4.5	67	2	44	357	8.1	42	3

SINGLE-GAME CAREER HIGHS

Rushing Attempts.....22..... @ Washington, 11/28/10
 Rushing Yards109..... @ Washington, 12/24/11
 Long Rush67..... @ Washington, 12/24/11
 Rushing TDs1..... @ Washington, 11/28/10; @ Atlanta, 11/27/11
 Receptions.....8..... vs. Denver, 12/4/11
 Receiving Yards67..... @ New England, 10/31/10
 Long Catch.....42..... vs. Tampa Bay, 9/18/11
 Receiving TDs2..... vs. New Orleans, 12/18/11

GERHART'S TOUCHDOWNS

Game	Play
@ Washington, 11/28/10	5 run
@ Atlanta, 11/27/11	1 run
@ Detroit, 12/11/11	2 pass from J. Webb
vs. New Orleans, 12/18/11	10 pass, 16 pass from C. Ponder
Total	5

GERHART'S CAREER GAME-BY-GAME* starts

2010	MINNESOTA	Att.	RUSHING				RECEIVING				
			Yards	Avg.	Long	TD	No.	Yards	Avg.	Long	TD
9/9	@ New Orleans.....		inactive								
9/19	Miami.....	4	10	2.5	6	0	1	5	5.0	5	0
9/26	Detroit.....	3	12	4.0	8	0	0	0	0.0	0	0
10/11	@ NY Jets	2	7	3.5	6	0	0	0	0.0	0	0
10/17	Dallas	1	4	4.0	4	0	0	0	0.0	0	0
10/24	@ Green Bay.....	5	24	4.8	11	0	1	6	6.0	6	0
10/31	@ New England.....	2	0	0.0	0	0	5	67	13.4	23	0
11/7	Arizona.....	2	6	3.0	6	0	1	3	3.0	3	0
11/14	@ Chicago.....	4	20	5.0	11	0	2	17	8.5	9	0
11/21	Green Bay.....	1	3	3.0	3	0	3	41	13.7	19	0
11/28	@ Washington	22	76	3.5	6	1	2	5	2.5	8	0
12/5	Buffalo.....	12	54	4.5	13	0	1	-2	-2.0	-2	0
12/13	NY Giants.....	3	11	3.7	5	0	1	1	1.0	1	0
12/20	Chicago*.....	16	77	4.8	21	0	3	18	6.0	12	0
12/28	@ Philadelphia.....	1	6	6.0	6	0	0	0	0.0	0	0
1/2/11	@ Detroit.....	3	12	4.0	6	0	1	6	6.0	6	0
Totals	GP/GS: 15/1	81	322	4.0	21	1	21	167	8.0	23	0

2011	MINNESOTA	Att.	RUSHING				RECEIVING				
			Yards	Avg.	Long	TD	No.	Yards	Avg.	Long	TD
9/11	@ San Diego.....	2	16	8.0	12	0	0	0	0.0	0	0
9/18	Tampa Bay*.....	2	36	18.0	31	0	1	42	42.0	42	0
9/26	Detroit.....	2	2	1.0	2	0	1	5	5.0	5	0
10/2	@ Kansas City	2	4	2.0	3	0	0	0	0.0	0	0
10/9	Arizona.....	2	9	4.5	5	0	0	0	0.0	0	0
10/16	@ Chicago.....	1	3	3.0	3	0	2	7	3.5	4	0
10/23	Green Bay.....	1	4	4.0	4	0	0	0	0.0	0	0
10/30	@ Carolina.....	5	26	5.2	11	0	0	0	0.0	0	0
11/14	@ Green Bay.....	0	0	0.0	0	0	0	0	0.0	0	0
11/20	Oakland.....	7	18	2.6	8	0	1	7	7.0	7	0
11/27	@ Atlanta*	17	44	2.6	12	1	2	19	9.5	11	0
12/4	Denver*.....	21	91	4.3	16	0	8	42	5.3	14	0
12/11	@ Detroit*	19	90	4.7	15	0	3	19	6.3	9	1
12/18	New Orleans.....	2	12	6.0	9	0	4	46	11.5	16t	2
12/24	@ Washington.....	11	109	9.9	67	0	0	0	0.0	0	0
1/1/12	Chicago*.....	15	67	4.5	24	0	1	3	3.0	3	0
Totals	GP/GS: 16/5	109	531	4.9	67	1	23	190	8.3	42	3

CHAD GREENWAY #52



POSITION: Linebacker

HEIGHT/WEIGHT: 6-2/242

DOB: 1-12-83

HOMETOWN: Mt. Vernon, SD

COLLEGE: Iowa

ACQUIRED: D1 (#17) for 2006

NFL SEASON: 7

VIKINGS SEASON: 7

GAMES/STARTS (regular season, playoffs) 2006 (IR), 2007 (16/16), 2008 (16/15, 1/1), 2009 (16/16, 2/2), 2010 (16/16), 2011 (16/16). **Total-** 80/79, 3/3.

- Led Vikings in tackles from 2008-11 and was selected by teammates in 2010 as Vikings **Defensive MVP**.

- Earned 1st career **NFC Defensive Player of the Week** honors at Detroit (9/20/09), a day he had 3 takeaways (2 INT, 1 FR) and recovered an onside kick.

- Scored 1st career TD on a 37-yard INT return at NY Giants (11/25/07) on a day the Vikings scored a team record 3 TDs off picks against the eventual Super Bowl champions.

OFF THE FIELD Recognized as 2011 **Vikings Community Man of the Year** for his generosity and charity in the Twin Cities and his home state of South Dakota...Active member of the Twin Cities community and a year-round resident...Works through his Lead The Way Foundation to enhance education and health opportunities for children...Donated funds to build a new track at his alma mater, Mt. Vernon High School...Made generous donation of \$100,000 to Sanford Hospital in Sioux Falls, SD in spring 2008 to help children's cancer patients and families...Hosts annual NFL Draft party in South Dakota as a fundraiser for his foundation...Recognized by teammates as the 2007 winner of the Ed Block Courage Award for his dedication and effort coming back from season-ending knee injury as a rookie...Graduated with a degree in communication studies from Iowa...Married in July 2006 to Jennifer Capista, a former track and field athlete at Iowa...Couple has daughters, Maddyn and Beckett...Joined his wife and members of the Vikings Women's Organization in hosting the annual Greenway Gridiron Gallop 5K fun run on Father's Day...Grew up on a hog and crop farm in Mount Vernon, SD, which has a population under 400...Played 9-man football in high school...Had his high school jersey, #8, retired in a winter 2009 event at Mt. Vernon High.

HONORS Earned 1st career **Pro Bowl** berth in 2011...Selected as 2011 **Vikings Community Man of the Year**...Named **Vikings Defensive MVP** in 2010 by teammates...Earned **NFC Defensive Player of the Week** at Detroit (9/20/09).

PRO Earned 1st career **Pro Bowl** berth after leading team with 174 tackles...Voted by teammates as **Defensive MVP** in 2010 after leading team in tackles (149) and tackles for loss (10.0)...Led Vikings in tackles in 2008-2011 and ranked 2nd in 2007...Joins only Scott Studwell (6) and Rip Hawkins (4) as the only players in Vikings history to lead the team in tackles 4+ straight seasons...Set career-high with 22 tackles vs. Oakland (11/20/11), the 2nd-most in Vikings history behind Studwell's 24 at Detroit in 1985...Since spending his rookie season on injured reserve with a preseason knee injury, he has not missed a game in the following 5 seasons...Has started 79 of the 80 career games he has played and all 3 playoff contests...From 2007-11, his 9 FRs ranks 2nd in the NFL...Notched 6 takeaways in each 2007 and 2009...Named **NFC Defensive Player of the Week** for game at

Detroit (9/20/09) when he had 3 takeaways (2 INT, 1 FR) and recovered an onside kick...Tied for NFL lead with 4 FRs in 2007 and tied for 2nd in 2009 with 3...Scored 1st career TD on a 37-yard INT return at NY Giants (11/25/07), part of a record-setting day against Giants as the Vikings returned 3 INTs for TDs...Helped Vikings tie team record with 6 INT-return TDs in 2007, matching the mark of the 1992 team...Helped Vikings rank #1 in the NFL against the run in 2007 and 2008...Is the only Iowa LB ever selected in the 1st round of the NFL Draft...Selected #17 overall in the 2006 NFL Draft and was the 3rd LB taken, behind only A.J. Hawk (#5) and Ernie Sims (#9).



2011 Recognized as a Pro Bowler for the 1st time in his career...Led team with career-best 174 tackles...Shattered his previous career-high tackles of 150 set in 2008...Set career-high and notched 2nd-best mark in team history with 22-tackle day vs. Oakland (11/20) and had career-high 4 tackles for loss vs. Oakland...Notched 10+ tackles in 9 games during the season.

2010 Recognized by teammates as Vikings **Defensive MVP**...Helped Vikings defense rank in NFL's top-10 for 3rd straight season...Led team in tackles for 3rd straight season with 149, just shy of his career-best 150...Notched 10+ tackles in 6 games during the season...Led team with 10 tackles for loss...Notched a sack of Cardinals QB Derek Anderson vs. Arizona (11/7)...Recovered a Lions fumble on punt coverage vs. Detroit (9/26) that led to a Vikings TD...Posted 14 tackles vs. Detroit.

2009 Led team in tackles for 2nd straight season...Posted team-high 6 takeaways (3 INTs, 3 FRs) which was tops for NFL LBs...Became only the 3rd Vikings LB to have a 3-takeaway game at Detroit (9/20) with 2 INTs and a FR, returning an INT 36 yards for his season long...Earned 1st career **NFC Defensive Player of the Week** honor at Detroit...Key part of the Vikings defense that finished ranked #6 in the NFL for total defense for the 2nd straight year...Led team in tackles during NFC Championship game with 9...Posted 1st career playoff sack vs. Dallas in Divisional Playoff game against Tony Romo...Notched double-digit tackles in 4 games- 11 vs. Baltimore, 12 at Green Bay, 12 at Carolina and 13 at Chicago.

2008 Had breakout season in his 2nd year on the field, leading the team in tackles with 150, and posting the 4th-best total by a Vikings LB in team history with 5.5 sacks...Key part of the Vikings ranking #1 in the NFL against the run for the 3rd straight season, a feat not accomplished by an NFL team since the 1970 AFL-NFL merger...Helped Vikings rank #6 in the NFL in total defense, the highest rank since 1994...Notched career-high 17 tackles at Tampa Bay (11/16)...Had sacks in 3 straight games...Had 10+ tackles in 6 games...Led team with 10 tackles in Wild Card playoff game vs. Philadelphia (1/4/09).

2007 Bounced back from knee injury that cost him his rookie year to lead the team in takeaways with 6...Led the team with 4

FFs and finished 2nd in tackles with 130...Part of record-setting defensive effort that matched the Vikings record with 6 INT-return TDs and posted team-best 3 INT-return TDs in a game at NY Giants (11/25), joining Darren Sharper and Dwight Smith in scoring on returns during the game...The 3 INT-return TDs tied for the 2nd-most in an NFL game...Scored 1st career TD on a 37-yard INT return at NY Giants (11/25) off Eli Manning, his 2nd straight week with an INT after picking former Vikings QB Daunte Culpepper the week before vs. Oakland (11/18)...Had an INT and FR vs. Oakland (11/18), picking up a Culpepper fumble... Vikings led NFL in rushing defense.

2006 Suffered torn ACL in left knee on kickoff coverage in the preseason opener vs. Oakland (8/14)...Placed on injured reserve on 8/17, ending his rookie season.

COLLEGE A 2-time All-Big Ten selection who finished his career ranked 5th in Iowa history with 416 tackles...Started 38 of the 45 games he played in and recorded 10+ tackles in a game 25 times...Iowa's Co-MVP as a senior...His 156 tackles as a senior in '05 rank 3rd in school history...Earned 2nd-team All-Big Ten honors as a sophomore...Redshirted in 2001.

PREP A 1st-team All-State selection as a junior and senior and 3rd-team as a sophomore at Mount Vernon (SD) High...Played **GREENWAY'S NFL TOTALS**

Year	GP/GS	Tackles							FF/FR	Special Teams		
		Solo	Asst.	Total	Sacks	INTs	PBU	TFL			QBH	
2006 (Minn)		injured reserve										
2007 (Minn)	16/16	83	47	130	0.0	2 (37)	5	3.0	7	4/4	8	
2008 (Minn)	16/15	103	47	150	5.5	0	8	8.0	11	3/0	2	
	<i>Playoffs</i>	<i>1/1</i>	<i>9</i>	<i>1</i>	<i>10</i>	<i>0.0</i>	<i>0</i>	<i>1</i>	<i>1.0</i>	<i>1</i>	<i>0/0</i>	<i>1</i>
2009 (Minn)	16/16	88	39	127	0.0	3 (49)	7	4.0	4	1/3	1	
	<i>Playoffs</i>	<i>2/2</i>	<i>12</i>	<i>5</i>	<i>17</i>	<i>1.0</i>	<i>0</i>	<i>2</i>	<i>1.0</i>	<i>1</i>	<i>0/0</i>	<i>0</i>
2010 (Minn)	16/16	106	43	149	1.0	0	2	10.0	1	1/1	5	
2011 (Minn)	16/16	104	70	174	2.0	0	5	13.0	4	0/1	0	
Total	80/79	484	246	730	8.5	5 (86)	27	38.0	27	9/9	16	
	<i>Playoffs</i>	<i>3/3</i>	<i>21</i>	<i>6</i>	<i>27</i>	<i>1.0</i>	<i>0</i>	<i>3</i>	<i>2.0</i>	<i>2</i>	<i>0/0</i>	<i>1</i>

SINGLE-GAME CAREER HIGHS

Tackles.....22..... vs. Oakland, 11/20/11
 Solo Tackles.....15..... @ Tampa Bay, 11/16/08
 Sack.....1.0..... 8 times, last vs. Chicago, 1/1/12
 QB Hurries.....3..... @ Arizona, 12/14/08; vs. Chicago, 1/1/12
 Passes Defensed.....3..... @ Arizona, 12/14/08; @ Cleveland, 9/13/09
 Interceptions.....2..... @ Detroit, 9/20/09
 Long INT Return.....37t..... @ NY Giants, 11/25/07
 Forced Fumbles.....2..... vs. Green Bay, 9/30/07
 Fumble Recovery.....1..... many times, last @ Carolina, 10/30/11
 Tackles For Loss.....4.0..... vs. Oakland, 11/20/11

GREENWAY'S INTERCEPTIONS

GAME	QB	INTs
vs. Oakland, 11/18/07	Daunte Culpepper	1 (0)
@ NY Giants, 11/25/07	Eli Manning	1 (37t)
@ Detroit, 9/13/09	Matthew Stafford	2 (49)
vs. NY Giants, 1/3/10	Eli Manning	1 (0)
Total		5 (86)

GREENWAY'S TOUCHDOWN

GAME	Play
@ NY Giants, 11/25/07	37 INT return

9-man football in high school...Led team to back-to-back state titles as a QB and FS...Named Gatorade Player of the Year for the state...Team captain in football for 3 straight years...Also lettered in basketball, baseball, and track...Won 4 events at the 2000 state track meet, including the triple jump.

TOPS IN STOPS

Chad Greenway's 22 tackles vs. Oakland in 2011 is the 2nd-most in team history and keyed him to lead the Vikings in tackles for the 4th straight season.

TACKLES BY A VIKING IN A GAME

PLAYER, GAME	TACKLES
Scott Studwell, at Detroit (11/17/85)	24
Chad Greenway, vs. Oakland (11/20/11)	22
Scott Studwell, at Pittsburgh (9/24/89)	21
Ed McDaniel, at Green Bay (9/4/94)	21

CONSECUTIVE SEASONS LEADING VIKINGS IN TACKLES

PLAYER, SEASONS	CONSECUTIVE SEASONS
Scott Studwell, 1980-85	6
Chad Greenway, 2008-11	4
Rip Hawkins, 1961-64	4

GREENWAY'S SACKS

GAME	QB	SACKS
vs. Carolina, 9/21/08	Jake Delhomme	1.0
vs. Houston, 11/2/08	Matt Schaub	1.0
vs. Green Bay, 11/9/08	Aaron Rodgers	1.0
@ Tampa Bay, 11/16/08	Jeff Garcia	1.0
@ Arizona, 12/14/08	Kurt Warner	1.0
vs. NY Giants, 12/28/08	David Carr	0.5
vs. Dallas, 1/17/10*	Tony Romo	1.0
vs. Arizona, 11/7/10	Derek Anderson	1.0
vs. Oakland, 11/20/11	Carson Palmer	1.0
vs. Chicago, 1/1/12	Josh McCown	1.0
Total		9.5

*playoffs

EVERSON GRIFFEN #97



POSITION: Defensive End
HEIGHT/WEIGHT: 6-3/273
DOB: 12-22-87
HOMETOWN: Avondale, AZ

COLLEGE: Southern California
ACQUIRED: D4 (#100) for 2010
NFL SEASON: 3
VIKINGS SEASON: 3

GAMES/STARTS (regular season, playoffs) 2010 (11/0), 2011 (16/0). **Total-** 27/0.

- Joins USC teammates Matt Kalil and Rhett Ellison on the 2012 Vikings roster.
- Attended same high school, Agua Fria in Avondale, AZ, as Vikings Hall of Famer Randall McDaniel.

OFF THE FIELD Participated in a variety of community events during the 2011 season...Took part in Vikings blood drive challenge during his rookie season and joined fellow defensive lineman in community outreach events...Majored in sociology at USC...Enjoys being on the water in his free time, with boating, wave runners and water skiing among his favorite activities...Enjoys fishing...Looked up to Vikings legend Randall McDaniel as a young athlete.

PRO Ranked 4th on team in 2011 with 4.0 sacks despite not starting a game...Notched 18 special teams tackles in 2011 to rank #2 on team...Carved out role on special teams to get playing time as a rookie, seeing action in final 11 straight games of season...Burst onto scene with 5 tackles in his 1st career game, at Green Bay (11/21/10)...Selected with the 2nd pick in the 4th round of the 2010 NFL Draft, the 100th player selected overall...Was the 3rd player of 8 selected by the Vikings in 2010 and the only defensive lineman of the group...Was the 4th of 7 players drafted from USC and the only Trojan defensive lineman...Declared for the draft after his junior season.

2011 Played in all 16 games...Notched 4.0 sacks to rank 4th on team...Ranked 2nd on team with 18 special teams tackles, 4 behind team-leader Eric Frampton...Helped Vikings tie for NFL-best with 50.0 sacks...Posted 1st career sack vs. Tampa Bay (9/18) when he caught Josh Freeman...Notched career-best 3 special teams tackles at Kansas City (10/2) and vs. Green Bay (10/23)...Versatile special teamer played as a gunner on punt coverage at times as well as serving as a regular on return units...Contributed to the Vikings 50.0 sacks on the season, tied for 1st in the NFL...Helped Vikings special teams unit set a team record with 26.9 kickoff return average for the season and tied for 1st in the NFL with 4 kickoff returns of 50+ yards.

GRIFFEN'S NFL TOTALS

Year	GP/GS	Tackles			Sacks	INTs	PBU	TFL	QBH	FF/FR	Special Teams
		Solo	Asst.	Total							
2010 (Minn)	11/0	5	2	7	0.0	0	0	0	5	0/0	8
2011 (Minn)	16/0	12	3	15	4.0	0	2	4.0	8	0/1	18
Total	27/0	17	5	22	4.0	0	2	4.0	13	0/1	26

SINGLE-GAME CAREER HIGHS

Tackles.....5..... vs. Green Bay, 11/21/10
 Solo Tackles.....3..... vs. Green Bay, 11/21/10
 Sack.....1..... 4 times, last at Atlanta, 11/27/11
 QB Hurries2..... last vs. Green Bay, 10/23/11
 Special Teams Tackles3..... @ Kansas City, 10/2/11;
 vs. Green Bay, 10/23/11

2010 Played in final 11 games after being inactive for the opening 5 games of the season...Notched career-high 5 tackles on defense vs. Green Bay (11/21)...Had 5 QB hurries in a 5-game span with a season-high 2 vs. Buffalo (12/5)...Posted 8 special teams tackles, notching season-high 2 at Chicago (11/14) and at Detroit (1/2/11).

COLLEGE Helped USC win or tie for PAC 10 titles in 2007 and 2008...Trojans won Rose Bowl as a freshman and sophomore, topping Illinois as a freshman and Penn State as a sophomore...USC won Emerald Bowl over Boston College as a junior...Earned 2nd-Team All-Pac 10 honors as a junior...Part of a Trojan defense in 2008 that posted back-to-back shutouts against Arizona State (28-0) and Washington State (69-0), the 1st time with consecutive shutouts since 1971 for USC...Burst onto the scene as a true freshman with the Trojans, starting 2 games and playing in all 13...Started 2007 opener vs. Idaho as a true freshman, becoming the 1st USC true freshman to start an opener since Tim Ryan in 1986...Notched career-high 3.5 sacks vs. Oregon State as a true freshman...Had season-best 3.0 sacks at Notre Dame as a junior in 2009...Posted 8.0 sacks as a junior and had a streak of 6 straight games with a sack, highlighted by 3.0 against Notre Dame and 2.0 vs. Oregon State in back-to-back games.

PREP Attended Agua Fria High in Avondale, AZ...Named Super Prep and Scout.com Player of the Year in Arizona...Consensus All-America...Gatorade Circle of Champions Player of the Year for Arizona...Had 16.0 sacks on defense and ran for 1,251 yards and 20 TDs on offense as a senior...Earned 1st-Team All-Region in basketball...Competed in track and field as a shot putter...Played AAU hoops throughout high school.

GRIFFEN'S SACKS

GAME	QB	SACKS
vs. Tampa Bay, 9/18/11	Josh Freeman	1.0
@ Kansas City, 10/2/11	Matt Cassel	1.0
vs. Green Bay, 10/13/11	Aaron Rodgers	1.0
@ Atlanta, 11/27/11	Matt Ryan	1.0
Total		4.0

LETROY GUION #98



POSITION: Defensive Tackle
HEIGHT/WEIGHT: 6-3/303
DOB: 6-21-87
HOMETOWN: Starke, FL

COLLEGE: Florida State
ACQUIRED: D5b (#152) for 2008
NFL SEASON: 5
VIKINGS SEASON: 5

GAMES/STARTS (regular season, playoffs) 2008 (2/0), 2009 (7/0), 2010 (15/0), 2011 (16/3). **Total-** 40/3.

- Started 3 games in 2011, his 1st career starts, and played in a career-best 16 games.
- Avid outdoorsman has embraced hunting and fishing in his Minnesota surroundings.

OFF THE FIELD Has a daughter Zharianna...Nicknamed Baloo, the character from the Jungle Book...Sponsors an AAU basketball team in his hometown...An avid outdoorsman who enjoys hunting and fishing in his native Florida and in Minnesota...Participated in 2009, 2010 and 2012 Minnesota Governor's Fishing Opener events in May, teaching kids to fish.

PRO More than doubled his career tackle total entering 2011 during the 2011 season, notching 35 tackles on the season... Made 1st career starts in 2011, starting in opening 2 games in place of suspended Kevin Williams...Blocked 1st career FG vs. Oakland (11/20/11)...Teammate of Vikings QB Christian Ponder at FSU...Emerging in his 3rd NFL season as a productive player in the snaps he played, posting 2.0 sacks on the season... Entered the NFL Draft after his junior season.

2011 Started opening 2 games of season in place of suspended Kevin Williams...Played in career-best 16 games with 3 starts...Started 3rd career game at Washington (12/24) in a victory...Blocked 1st FG for Vikings since 2008 when he batted a Sebastian Janikowski kick vs. Oakland (11/20)...Notched season-best 7 tackles in finale vs. Chicago (1/1/12) along with 3 QB hurries and a fumble recovery...Had 6 tackles in season opener at San Diego (9/11).

2010 Played in 15 games and had a productive 2nd half of the season with both sacks coming in the final 6 games...Had career-best game with 3 tackles a forced fumble and his 1st sack at Washington (11/28), the 1st game with interim head coach Leslie Frazier at the helm of the club...Notched 2nd sack of season at Philadelphia (12/28) when he caught Michael Vick.

2009 Saw action in 7 games during his 2nd season with the Vikings...Was inactive 9 times during the regular season and for both playoff contests...Had career-best 3 tackles at Detroit (9/20) along with a QB hurry...Posted QB hurries in 4 of the 7 games he played in, including 2 in 3 separate games...Played in opening 3 games of the season.

2008 Provided depth for the NFL's #1-ranked NFL rushing defense behind Pro Bowl DTs Kevin Williams and Pat Williams...Inactive for 15 games during the 2008 season, including the Wild Card Playoff vs. Philadelphia...Made NFL debut at Tennessee (9/28)...Saw action at Detroit (12/7).

COLLEGE Started 14 of the 32 career games he played at FSU...Opened career-high 8 games as a junior, his final campaign with the Seminoles...Earned FSU's Big Otis Award as the player most dedicated to physical development in his final season with the 'Noles...Started in Emerald Bowl against UCLA as a sophomore...Was the only FSU true freshman defensive player to earn a start in the 2005 season.

PREP Helped Bradford High advance to Florida Class 2A state semifinals as a sophomore, junior and senior...Honored as Gainesville Sun Player of the Year as a senior...Named All-State 1st-Team as a junior and senior.

GUION'S NFL TOTALS

Year	GP/GS	Tackles			Sacks	INTs	PBU	TFL	QBH	FF/FR
		Solo	Asst.	Total						
2008 (Minn)	2/0	0	0	0	0.0	0	0	0	0	0/0
Playoffs	0/0									
2009 (Minn)	7/0	2	1	3	0.0	0	0	0	7	0/0
Playoffs	0/0									
2010 (Minn)	15/0	11	8	19	2.0	0	0	3.0	8	1/0
2011 (Minn)	16/3	20	15	35	0.0	0	0	4.0	13	0/1
Total	40/3	33	24	57	2.0	0	0	7.0	28	1/1

SINGLE-GAME CAREER HIGHS

- Tackles.....7..... vs. Chicago, 1/1/12
- Solo Tackles.....4..... vs. Chicago, 1/1/12
- Sacks1.0..... @ Washington, 11/28/10; @ Philadelphia, 12/28/10
- QB Hurries3..... vs. Chicago, 1/1/12
- Tackle for Loss.....2.0..... @ Atlanta, 11/27/11
- Forced Fumble.....1..... @ Washington, 11/28/10
- Blocked FG.....1..... vs. Oakland, 11/20/11

GUION'S SACKS

GAME	QB	SACKS
@ Washington, 11/28/10	Donovan McNabb	1.0
@ Philadelphia, 12/28/10	Michael Vick	1.0
Total		2.0

PERCY HARVIN #12



POSITION: Wide Receiver
HEIGHT/WEIGHT: 5-11/184
DOB: 5-28-88
HOMETOWN: Virginia Beach, VA

COLLEGE: Florida
ACQUIRED: D1 (#22) for 2009
NFL SEASON: 4
VIKINGS SEASON: 4

GAMES/STARTS (regular season, playoffs) 2009 (15/7, 2/1), 2010 (14/13), 2011 (16/14). **Total-** 45/34, 2/1.

- Earned NFL **Offensive Rookie of the Year** honors and was tabbed as a **Pro Bowler** in 2009.
- Holds Vikings record with 4 career KO return TDs and broke team record for career and single-season rushing by a WR.
- Caught the final TD pass of Brett Favre's Hall of Fame career vs. Chicago (12/20/10).

OFF THE FIELD Took part in the Legends Football Clinic in South Dakota during the 2011 offseason, relaying some of his football knowledge and motivating local youth...Active with Vikings special Saturday visits...Was the key guest for a Make-A-Wish request during the 2010 and 2011 seasons...Majored in social and behavioral sciences.

HONORS Voted 2011 **Vikings Offensive MVP** by teammates... Selected 2011 **Korey Stringer Good Guy Award** winner by Twin Cities sports media for cooperation with media...Named **NFC Special Teams Player of the Week** vs. Dallas (10/17/10)...2009 NFL **Offensive Rookie of the Year**...Selected to **Pro Bowl** as a return man in 2009...Named **NFL Rookie of the Month** in November 2009 and earned **NFC Special Teams Player of the Week** for performance vs. San Francisco (9/27/09).

PRO Set Vikings record for single-season (345) and career rushing yards (587) by a WR...Returned Vikings-record 4th career KO for a TD in 2011 season opener at San Diego (9/11/11)... Tied Vikings record for longest play in team history with 104-yard KO return at Atlanta (11/27/11), the longest play in NFL history not to go for a TD...Holds Vikings career KO return average record with a 26.6-yard mark (98 returns/2,609 yards)... Holds Vikings record for single-season (52 in 2011) and career (85) rushing attempts by a WR...Set Vikings mark as the 1st player to score TDs 3 different ways- rushing, receiving, KO return- multiple times in his career, achieving the feat in 2010 and 2011...Enters 2012 ranked 14th in Vikings history with 218 career receptions...Set Vikings record for combined net yardage in a player's opening 2 seasons with 3,922 yards, breaking teammate Adrian Peterson's previous record...Led Vikings in receiving in 2010 and 2011...Became the 6th Viking to win Associated Press **Offensive Rookie of the Year** and was honored as **Diet Pepsi Rookie of the Year**...Became 1st Viking to return a pair of kickoffs for TDs in a season and holds career record with 4 KO return scores...Named to **Pro Bowl** as a return man following rookie season...Named **NFL Rookie of the Month** and **NFC Special Teams Player of the Week** during the 2009 campaign...Earned **NFC Special Teams Player of the Week** vs. Dallas (10/17/10) when he returned a kickoff 95 yards for a score...Selected #22 overall in 2009 by the Vikings, the 4th WR selected in the Draft...Is the 1st Florida Gator drafted in the 1st round by the Vikings and the 5th WR drafted in the 1st round by the club in franchise history.

2011 Honored by teammates as 2011 **Vikings Offensive MVP** when he led team in receiving with 87 catches for 967 yards and



total offensive yards with 1,312...Ranks 9th in Vikings history for receptions in a season with 87...Set Vikings season marks for rushing attempts (52) and yards (345) by a WR...Extended his own team record with 4th career KO return TD at San Diego (9/11) in the season opener, taking back the opening KO 103 yards for the score...Became 1st Viking to return the season-opening kickoff for a TD...Tied the longest play in Vikings history with 104-yard KO return at Atlanta (11/27), but did not score on the play, becoming the longest play in NFL history that did not result in a TD...Scored TDs during the season by rushing, receiving and KO return to become the 1st Viking to score 3 different ways multiple times in their career...Moved into 3rd in Vikings history for receptions in the opening 3 years with the club with 218, trailing only Randy Moss (226) and Rickey Young

RUSHING TO RECEIVE

Percy Harvin's versatility has already ranked him among the Vikings all-time leaders in a variety of ways offensively.

VIKINGS RUSHING ATTEMPTS BY A WR IN A SEASON

PLAYER	ATTEMPTS
Percy Harvin, 2011	52
Percy Harvin, 2010	18
Anthony Carter, 1992	16
Percy Harvin, 2009	15

VIKINGS RUSHING YARDS BY A WR IN A GAME

PLAYER, GAME	YARDS
Percy Harvin, at Kansas City (10/2/11)	67
Bob Grim, at NY Giants (10/31/71)	62
Sammy White, at Washington (11/2/80)	45

VIKINGS RUSHING YARDS BY A WR IN A SEASON

PLAYER, SEASON	YARDS
Percy Harvin, 2011	345
Percy Harvin, 2009	135
Bob Grim, 1971	127

LONGEST RUNS BY A VIKINGS WR

PLAYER, GAME	YARDS
Bob Grim, at NY Giants (10/31/71)	54
Sammy White, at Washington (11/2/80)	45
John Gilliam, vs. Philadelphia (10/21/73)	44t
Percy Harvin, vs. Detroit (9/25/11)	39

RECEPTIONS BY VIKINGS IN THEIR FIRST 3 SEASONS

PLAYER, SEASONS	CATCHES
Randy Moss, WR, 1998-2000	226
Rickey Young, RB, 1978-80	224
Percy Harvin, WR, 2009-11	218

KICKOFF
 EXECUTIVES
 STAFF
 COACHES
 PLAYERS
 ROOKIES
 2011 SEASON
 RECORDS
 PLAYOFF RECORDS
 HISTORY
 EXTRA POINTS

BY LAND, AIR AND RETURN

Percy Harvin set the Vikings record for career special teams return TDs and became the 1st Vikings player to score TDs 3 different ways in a season in multiple years.

VIKINGS TOUCHDOWNS BY 3 WAYS OF SCORING IN A SEASON

PLAYER, SEASON	TDs
Percy Harvin, 2011 2 rushing, 6 receiving, 1 kick return	
Percy Harvin, 2010 1 rushing, 5 receiving, 1 kick return	
Mewelde Moore, 2005 1 rushing, 1 receiving, 1 punt return	
Koren Robinson, 2005 1 rushing, 1 receiving, 1 kick return	
Herschel Walker, 1989 5 rushing, 1 receiving, 1 kick return	
Bill Brown, 1963 7 rushing, 2 receiving, 1 kick return	

VIKINGS CAREER COMBINED SPECIAL TEAMS RETURN TDs

PLAYER	TDs
Percy Harvin, 4 4 kickoff returns	
David Palmer, 3 2 punt returns, 1 kickoff return	

VIKINGS CAREER 50+ YARD KICKOFF RETURNS

PLAYER	50+ RETURNS
Percy Harvin 6	
David Palmer 5	

VIKINGS COMBINED NET YARDS IN A SEASON

PLAYER	YARDS
Percy Harvin, 2009 2,081	
Herschel Walker, 1990 2,051	
Adrian Peterson, 2007 2,021	

(224)...Over the final 8 games of the season, led the NFL with 9.0 scrimmage yards per touch...Notched a 39-yard run vs. Detroit (9/25), the 4th-longest rush by a Vikings WR in team history...Had career-best 156-yard receiving day vs. Denver (12/4) and matched career-high with 2 receiving TDs.

2010 Led team in receiving in his 2nd year...Scored his team-record 3rd career kickoff return TD on a 95-yard return vs. Dallas (10/17), earning his 2nd career **NFC Special Teams Player of the Week** honor...Notched 3 games with 100+ receiving yards, including career-best 126 yards vs. Arizona (11/7)...Had 1st career 2-TD receiving game at NY Jets (10/11) on Monday Night Football...Caught the final TD pass of Brett Favre's Hall of Fame career vs. Chicago (12/20) on Monday Night Football...Hauled in career-long 53-yard TD pass at Chicago (11/14)...Had 1st career rushing TD on a 17-yard run at Green Bay (10/24).

2009 Had one of the most impressive debuts in team history...Became the 2nd Viking to earn **Offensive Rookie of the Year** honors in the past 3 seasons, joining Adrian Peterson in 2007...Part of a 10-player Vikings **Pro Bowl** group that tied the team record for most honorees in a season, earning a spot as a return man...Named **NFL Rookie of the Month** in November and **NFC Special Teams Player of the Week** for performance vs. San Francisco (9/27) when he had a 101-yard kickoff return TD, tied for the 2nd-longest in Vikings history...Returned 2nd kickoff of season for a TD at Pittsburgh (10/25) on an 88-yard return...Posted 2nd-most receptions by a rookie in team history with 60, trailing Randy Moss' 69 in 1998...Set team record as 1st player to return 2 kickoffs for TDs in a season or career...Established team record with 2,081 combined yards (rushing, receiving, returning), breaking the previous mark of 2,051 by Herschel Walker in 1990...Averaged 138.7 total yards per game...Caught 1st TD of his career, and Favre's 1st TD pass as a Viking, in season opener at Cleveland (9/13) on a 6-yard pass...Set Vikings record by scoring in the opening 3 games of his career...Tied for NFL lead among rookies in receptions (60) and receiving yards (790)...Had 1st career 100-yard receiving game vs. Chicago (11/29)...Led NFL rookies with 48 points...Ranked 2nd on team in receptions and receiving yards...Caught season-long 51-yard TD pass from Favre at Green Bay (10/5)...Played in both

MANY HAPPY RETURNS

Percy Harvin scored his Vikings-record 4th career kickoff return TD at San Diego (9/9/11) and matched the longest return in team history with a 104-yarder at Atlanta (11/27/11), but was tackled just shy of the end zone on the record-matching return.

LONGEST KICKOFF RETURNS IN VIKINGS HISTORY

PLAYER, GAME	RETURN
Aundrae Allison, vs. Detroit (12/2/07).....	104t
Percy Harvin, at Atlanta (11/27/11)	104
Percy Harvin, at San Diego (9/11/11)	103t
Percy Harvin, vs. San Francisco (9/27/09)	101t
Lance Rentzel, vs. Baltimore (11/14/65).....	101t
Eddie Payton, vs. Oakland (9/14/81).....	99t
Clint Jones, vs. NY Giants (11/5/67).....	96t
Percy Harvin, vs. Dallas (10/17/10)	95t
Herschel Walker, at Philadelphia (11/19/89).....	93t
Dave Osborn, at Los Angeles (10/3/65).....	92
Percy Harvin, at Pittsburgh (10/25/09)	88t
Buster Rhymes, vs. Philadelphia (12/22/85).....	88
David Palmer, at Baltimore (12/13/98).....	88t

VIKINGS CAREER KICKOFF RETURN AVERAGE

PLAYER	AVG.
Percy Harvin (98 ret., 2,609 yds)	26.6
Charlie West (78 ret., 1,991 yds).....	25.5
Clinton Jones (89 ret., 2,209 yds).....	24.8

post-season games, starting NFC Championship Game at New Orleans (1/24/10).

COLLEGE Helped Florida win 2 BCS National Championships in his 3 seasons in Gainesville...Saw action in 36 games with 26 starts...Set Florida records for most career yards rushing by a WR (1,852) and the most rushing yards in a season by a WR (858 yards in 2007)...Had 6 games with 100+ rushing yards and 6 games with 100+ receiving yards in his career...Had 32 TDs (19 rushing, 13 receiving) in 3 seasons...Earned All-America and All-SEC recognition all 3 years at Florida...2008 AFCA Coaches' All-America Team selection as a specialist...2007 Biletnikoff Award semi-finalist and *Sporting News* 1st-team All-American...2006 AP SEC Freshman of the Year...2006 Freshman All-American...A 2nd-team All-America honors and 1st-team All-SEC honors as a junior...Scored a TD in each of the last 15 UF games he played in...A 2nd-team All-SEC selection in 2007 by the AP and coaches...Earned 1st-team All-SEC by the AP as an all-purpose player...Chosen as the SEC Freshman of the Year by the league's coaches and the AP...2006 SEC Championship Game MVP.

PREP Considered the nation's top WR prospect at Landstown High in Virginia Beach, VA...*Parade* All-America as a senior...Selected to participate in the U.S. Army All-American Game...Is the only athlete in Virginia history to claim 5 gold medals at the state track meet...Offensive Player of the Year in the Beach District and Eastern Region in 2004...Captain of varsity basketball and football teams.

HARVIN'S NFL TOTALS

Year	GP/GS	RECEIVING					RUSHING				
		No.	Yds.	Avg.	Lg	TD	No	Yds	Avg	LG	TD
2009 (Minn).....	15/7	60	790	13.2	51t	6	15	135	9.0	35	0
Playoffs.....	2/1	6	39	6.5	20	0	7	38	5.4	14	0
2010 (Minn)	14/13	71	871	12.2	53t	5	18	107	5.9	17t	1
2011 (Minn)	16/14	87	967	11.1	52t	6	52	345	6.6	39	2
Total.....	45/34	218	2,628	12.0	53t	17	85	587	6.9	39	3
Playoffs.....	2/1	6	39	6.4	20	0	7	38	5.4	14	0

KICKOFF RETURNS

Year	No.	Yds	Avg.	Lg	TD
2009	42	1,156	27.5	101t	2
Playoffs.....	2	33	16.5	17	0
2010	40	933	23.3	95t	1
2011.....	16	520	32.5	104	1
Total.....	98	2,609	26.6	104	4
Playoffs.....	2	33	16.5	17	0

SINGLE-GAME CAREER HIGHS

Receptions.....	10.....	vs. Detroit, 12/11/11
Receiving Yards	156.....	vs. Denver, 12/4/11
Receiving TDs	2.....	@ NY Jets, 10/11/10;
.....	2.....	vs. Denver, 12/4/11
Long Catch.....	53t.....	@ Chicago, 11/14/10
Rushing Attempts.....	5.....	last vs. Chicago, 1/1/12
Rushing Yards	67.....	@ Kansas City, 10/2/11
Long Rush	39.....	vs. Detroit, 9/25/11
Kickoff Returns	6.....	@ Chicago, 12/28/09
Kickoff Return Yards	180.....	vs. San Francisco, 9/27/09
Long Kickoff Return	104.....	@ Atlanta, 11/27/11

HARVIN'S TOUCHDOWNS

Game	Play
@ Cleveland, 9/13/09	6 pass from Favre
@ Detroit, 9/20/09.....	3 pass from Favre
vs. San Francisco, 9/27/09.....	101 kickoff return
@ Pittsburgh, 10/25/09.....	88 kickoff return
@ Green Bay, 11/1/09	51 pass from Favre
vs. Seattle, 11/22/09	23 pass from Favre
vs. Chicago, 11/29/09.....	15 pass from Favre
@ Arizona, 12/6/09.....	31 pass from Favre
vs. Detroit, 9/26/10	24 pass from Favre
@ NY Jets, 10/11/10.....	34 pass, 11 pass from Favre
vs. Dallas, 10/17/10.....	95 kickoff return
@ Green Bay, 10/24/10	17 run
@ Chicago, 11/14/10.....	53 pass from Favre
vs. Chicago, 12/20/10.....	23 pass from Favre
@ San Diego, 9/11/11.....	103 kickoff return
@ Carolina, 10/30/11.....	10 run
vs. Oakland, 11/20/11.....	26 pass from Ponder
@ Atlanta, 11/27/11.....	38 pass from Ponder
vs. Denver, 12/4/11.....	52 pass, 48 pass from Ponder
@ Detroit, 12/11/11.....	6 pass from Ponder
@ Washington, 12/24/11.....	8 pass from Webb
vs. Chicago, 1/1/12	1 run
Total.....	24



Vikings WR Percy Harvin joined several other teammates during the 2011 season in granting wishes to through the Make-A-Wish Foundation, welcoming Tony and his family to a team practice as part of the Vikings Saturday Special guests program.

HARVIN'S CAREER GAME-BY-GAME *starts

2009	MINNESOTA	Att.	RUSHING				No.	RECEIVING			
			Yards	Avg.	Long	TD		Yards	Avg.	Long	TD
9/13	@ Cleveland.....	2	22	11.0	11	0	3	36	12.0	21	1
9/20	@ Detroit.....	2	14	7.0	13	0	5	41	8.2	11	1
9/27	San Francisco.....	1	-8	-8.0	-8	0	4	51	12.8	18	0
10/5	Green Bay.....	0	0	0.0	0	0	2	39	19.5	43	0
10/11	@ St. Louis*.....	0	0	0.0	0	0	4	66	16.5	24	0
10/18	Baltimore.....	1	2	2.0	2	0	2	10	5.0	8	0
10/25	@ Pittsburgh*.....	1	7	7.0	7	0	3	42	14.0	28	0
11/1	@ Green Bay.....	1	2	2.0	2	0	5	84	16.8	51t	1
11/15	Detroit*.....	1	7	7.0	7	0	3	53	17.7	40	0
11/22	Seattle*.....	0	0	0.0	0	0	5	79	15.8	25	1
11/29	Chicago.....	2	45	22.5	35	0	6	101	16.8	31	1
12/6	@ Arizona*.....	2	22	11.0	13	0	6	79	13.2	31t	1
12/13	Cincinnati.....		inactive								
12/20	@ Carolina*.....	0	0	0.0	0	0	0	0	0.0	0	0
12/28	@ Chicago.....	1	0	0.0	0	0	4	40	10.0	19	0
1/3/10	NY Giants*.....	1	22	22.0	22	0	7	59	8.4	18	0
Totals	GP/GS: 15/7	15	135	9.0	35	0	60	790	13.2	51t	6
PLAYOFFS											
1/17/10	Dallas.....	1	1	1.0	1	0	3	23	7.7	14	0
1/24/10	@ New Orleans*.....	5	38	7.6	20	0	4	15	3.8	10	0
Totals	GP/GS: 2/1	6	39	6.5	20	0	7	38	5.4	14	0
2010											
	MINNESOTA	Att.	Yards	Avg.	Long	TD	No.	Yards	Avg.	Long	TD
9/9	@ New Orleans*.....	1	2	2.0	2	0	1	12	12.0	12	0
9/19	Miami*.....	0	0	0.0	0	0	5	32	6.4	13	0
9/26	Detroit*.....	2	13	6.5	10	0	6	62	10.3	24t	1
10/11	@ NY Jets*.....	0	0	0.0	0	0	5	97	19.4	34	2
10/17	Dallas*.....	2	18	9.0	11	0	3	21	7.0	10	0
10/24	@ Green Bay*.....	3	41	13.7	17t	1	5	65	13.0	37	0
10/31	@ New England*.....	0	0	0.0	0	0	6	104	17.3	30	0
11/7	Arizona*.....	0	0	0.0	0	0	9	126	14.0	28	0
11/14	@ Chicago*.....	0	0	0.0	0	0	4	64	16.0	53t	1
11/21	Green Bay*.....	2	18	9.0	16	0	2	12	6.0	9	0
11/28	@ Washington*.....	3	14	4.7	8	0	5	32	6.4	9	0
12/5	Buffalo.....		inactive								
12/13	NY Giants.....		inactive								
12/20	Chicago.....	1	-1	-1.0	-1	0	5	72	14.4	23t	1
12/28	@ Philadelphia*.....	2	6	3.0	7	0	7	100	14.3	46	0
1/2/11	@ Detroit*.....	2	-4	-2.0	1	0	8	72	9.0	20	0
Totals	GP/GS: 14/13	18	107	5.9	17t	1	71	871	12.3	53t	5
2011											
	MINNESOTA	Att.	Yards	Avg.	Long	TD	No.	Yards	Avg.	Long	TD
9/11	@ San Diego*.....	4	15	3.7	8	0	2	7	3.5	5	0
9/18	Tampa Bay.....	2	18	9.0	10	0	7	76	10.9	19	0
9/26	Detroit*.....	2	41	20.5	39	0	3	47	15.7	21	0
10/2	@ Kansas City*.....	4	67	16.8	23	0	5	42	8.4	22	0
10/9	Arizona*.....	1	12	12.0	12	0	1	11	11.0	11	0
10/16	@ Chicago*.....	1	5	5.0	5	0	7	78	11.1	20	0
10/23	Green Bay*.....	2	8	4.0	6	0	2	15	7.5	9	0
10/30	@ Carolina.....	3	16	5.3	10t	1	4	58	14.5	22	0
11/14	@ Green Bay*.....	3	18	6.0	11	0	6	52	8.7	12	0
11/20	Oakland*.....	5	21	4.2	18	0	6	73	12.2	26t	1
11/27	@ Atlanta*.....	5	11	2.2	3	0	8	95	11.9	39t	1
12/4	Denver*.....	5	19	3.8	13	0	8	156	19.5	52t	2
12/11	@ Detroit*.....	4	40	10.0	32	0	10	69	6.9	16	1
12/18	New Orleans*.....	1	-1	-1.0	-1	0	3	8	2.7	5	0
12/24	@ Washington*.....	4	39	9.8	31	0	5	65	13.0	36	1
1/1/12	Chicago*.....	5	13	2.6	13	1	10	115	11.5	23	0
Totals	GP/GS: 16/14	52	345	6.6	39	2	87	967	11.1	52t	6

EXTRA POINTS | HISTORY | PLAYOFF RECORDS | RECORDS | 2011 SEASON | ROOKIES | PLAYERS | COACHES | STAFF | EXECUTIVES | KICKOFF

ERIN HENDERSON #50



POSITION: Linebacker
HEIGHT/WEIGHT: 6-3/244
DOB: 7-1-86
HOMETOWN: Aberdeen, MD

COLLEGE: Maryland
ACQUIRED: Rookie FA for 2008
NFL SEASON: 4
VIKINGS SEASON: 4

GAMES/STARTS (regular season, playoffs) 2008 (10/0, 1/0), 2009 (2/0), 2010 (9/0), 2011 (15/11). **Total:** 36/11, 1/0.

- Burst onto Vikings defense in 2011 as a 1st-time starter, ending season 4th on the team with 91 tackles.
- Started alongside older brother, EJ, during 2011 for the 1st time in their football careers. The Henderson brothers had not been high school or collegiate teammates.

OFF THE FIELD Earned degree in communications prior to the start of his rookie season, completing his coursework in less than 4 years...Aspires to a career in broadcasting...Regular guest and host on Vikings flagship radio station KFAN with play-by-play voice Paul Allen...Works closely with brother E.J.'s Urban Youth Outreach program and E.J. Henderson Youth Foundation...Married in spring 2012 to Maleah, the couple has a son, Lennox...Active with supporting patients with Sickle Cell Anemia and charities to benefit sufferers through his Foundation 50.

PRO Had impressive 1st season as starter in 2011, ranking 4th on team with 91 tackles...Started 1st career game in 2011 opener at San Diego (9/11/11), starting alongside older brother, EJ, for the 1st time in their football careers...Steady contributor on special teams during rookie year, ranked 4th on team with 11 stops...Joined 5 Husain Abdullah and T Drew Radovich as the only 2009 rookie free agents to make the 53-man roster following preseason...Entered NFL Draft following junior season.

2011 Made debut as a starter, opening 11 of his 15 games played...Started alongside older brother, LB E.J., for the 1st time in their football careers...Ranked 4th on team with 91 tackles and 3rd among Vikings LBs...Notched 1st career sack in 1st career start at San Diego (9/11), catching Philip Rivers...Shared a sack of Josh McCown vs. Chicago (1/1/12)...Notched career-best 11 tackles in 1st win of the season vs. Arizona (10/9) and followed up with consecutive 10-tackle games at Chicago (10/16) and vs. Green Bay (10/23)...Had 49 tackles and 3 TFLs in a 5-game span during the month of October.

2010 Saw time in 9 games, filling in at LB and excelling on special teams...Recovered a Ricky Williams fumble vs. Miami (9/19) forced by his brother, E.J....Posted 5 special teams tackles in opening 5 games of the season.

2009 Played in a pair of games in 2009 on special teams...Had season-best 3 special teams tackles and led team vs. Cincinnati (12/13)...Saw 1st action of the season at Green Bay (11/1) and notched a pair of special teams stops.

2008 Ranked 4th on team with 11 stops on the coverage units despite playing in only 10 games...Posted season-best 4 special teams tackles at Jacksonville (11/23)...Saw most action on defense of the season at Arizona (12/14) where he had 3 tackles...Forced a fumble at Tennessee (9/28).

COLLEGE Helped team to Emerald Bowl in 2007 and Champs Sports Bowl in 2006...Led ACC in tackles in 2007 and ranked 9th in the nation...Earned Honorable Mention All-America from Pro Football Weekly, Rivals.com, SI.com and

College Football News in 2007...Entered junior season as a Playboy Preseason All-America...Had career-best 18 tackles vs. Virginia in 2007...Earned 2nd-Team All-ACC as a sophomore...Scored TD on a 45-yard INT return at Virginia for the game-winning points...Injured knee in 2005 fall camp and was sidelined for the season...Redshirted in 2004, coming to campus as a QB before moving to LB midway through the fall.

PREP Standout QB and LB led Aberdeen High to 1st state championship with 12-1 record as a senior...Named *Baltimore Sun* Player of the Year as a senior...All-State as a junior and senior...Competed in basketball and track, winning county title in hoops.



Erin Henderson's Foundation 50 program partnered with the Memorial Blood Centers for a donation drive at Cooper High School, featuring several of Henderson's teammates joining the cause, including fellow LB Jasper Brinkley.

HENDERSON'S NFL TOTALS

Year	GP/GS	Tackles						Special			
		Solo	Asst.	Total	Sacks	INTs	PBU	TFL	QBH	FF/FR	Teams
2008 (Minn).....	10/0	3	0	3	0.0	0	0	0.0	0	1/0	11
<i>Playoffs</i>	1/0	0	0	0	0.0	0	0	0.0	0	0/0	0
2009 (Minn).....	2/0	0	0	0	0.0	0	0	0.0	0	0/0	5
2010 (Minn).....	9/0	1	1	2	0.0	0	0	0.0	0	0/1	9
2011 (Minn).....	15/11	56	35	91	1.5	0	2	8.0	2	2/0	0
Totals	36/11	60	36	96	1.5	0	2	8.0	2	2/1	25
<i>Playoffs</i>	1/0	0	0	0	0.0	0	0	0.0	0	0/0	0

SINGLE-GAME CAREER HIGHS

Tackles.....11..... vs. Arizona, 10/9/11
 Solo Tackles.....8..... vs. Arizona, 10/9/11
 Sack.....1.0..... @ San Diego, 9/11/11
 Tackles for Loss.....3.0..... @ San Diego, 9/11/11
 Special Teams Tkls....4..... @ Jacksonville, 11/23/08
 Forced Fumble.....1..... @ Tennessee, 9/28/08; @ Chicago, 10/16/11
 Pass Defensed.....1..... 2 times, last @ Carolina, 10/30/11
 QB Hurry.....1..... 2 times, last @ Detroit, 12/11/11
 Fumble Recovery.....1..... vs. Miami, 9/19/10

HENDERSON'S SACKS

GAME	QB	SACKS
@ San Diego, 9/11/11.....	Philip Rivers.....	1.0
vs. Chicago, 1/1/12.....	Josh McCown.....	0.5
Total		1.5

LEX HILLIARD #38



POSITION: Running Back
HEIGHT/WEIGHT: 5-11/235
DOB: 7-30-84
HOMETOWN: Kalispell, MT

COLLEGE: Montana
ACQUIRED: FA for 2012
NFL SEASON: 4
VIKINGS SEASON: 1

GAMES/STARTS (regular season, playoffs) 2009 (16/0-Mia), 2010 (16/0-Mia), 2011 (16/4-Mia). **Total**-48/4 (48/4-Mia).

- Had 2-TD day as a rookie vs. Houston (12/27/09), notching 1 rushing and 1 receiving TD.
- Enjoys snowmobiling and motor sports in his free time.

OFF THE FIELD Earned bachelor's degree in sociology... Enjoys working on motorcycles in his free time and is an active motor sports enthusiast, including snowmobiling...Played under Vikings RBs coach James Saxon in Miami...Married to Rebekah, the couple has 5 children.

PRO Signed by the Vikings on 3/21/12 as a free agent...Played in a reserve role for all 16 games for the Dolphins in 2010, finishing third on the team with 9 special teams tackles...Helped the Dolphins finish with the 4th-ranked rushing offense in the NFL during the 2009 season...Had 2-TD day vs. Houston (12/27/09)...Signed to the Dolphins practice squad on 9/3/08 after being released after training camp...Drafted by Miami in the 6th round (#204 overall) in 2008 NFL Draft.

2011 Scored lone TD of the season at San Diego (10/2), his 2nd career rushing TD...First NFL start came at NY Jets (10/17)...Started 3 of the final 4 games of the season at FB.

2010 Appeared in all 16 games in a reserve role...Recorded 9 special teams tackles on the season, good for 3rd on the team... Forced and recovered a fumble on special teams.

2009 Appeared in all 16 games...Scored career-high 3 TDs, 2

receiving and 1 rushing...Ranked 3rd on the team with 14 special teams tackles...Had career-best 74 yards receiving on 9 catches with a TD and 3 carries for 12 yards and a TD vs. Houston (12/27)...Scored TDs in consecutive games with a receiving TD in regular season finale vs. Pittsburgh (1/3/10)...First NFL carry came at Carolina (11/19)...Had career-high 3 special teams tackles vs. Indianapolis (9/21).

2008 Spent the entire season on the Dolphins practice squad...Ran for 68 yards on 24 carries and caught 3 passes for 24 yards in the preseason...Played in a reserve role in all four preseason games.

COLLEGE Was a 4-year letterman at Montana, including 2 years as a starter...Finished his career with 4,016 rushing yards and 50 TDs...Named 2nd-team All-Big Sky Conference after his senior season in 2007 in which he rushed for 1,132 yards and 16 TDs...Redshirted in 2006 due to an Achilles injury...Started all 12 games as a junior in 2005 and was named unanimous 1st-Team All-Big Sky after rushing for 1,322 yards along with 12 TDs...Named 1st-team All-Big Sky in 2004.

PREP Attended Flathead High School in Kalispell, MT... Named team MVP in football as a junior and senior...Set school rushing records by rushing...Earned a total of 8 letters (4 in football, 3 in track, and 1 in wrestling)...Named 2-time all-league selection in track, running the 100, 200 and 4x100 and also threw the shot put...His track teams won state AA championships during his sophomore, junior, and senior years... Also played rugby during his high school career.

HILLIARD'S NFL TOTALS

Year	GP/GS	No.	RUSHING				RECEIVING				
			Yds.	Avg.	Lg	TD	No	Yds	Avg	LG	TD
2009 (Mia)	16/0	23	89	3.9	18	1	20	158	7.9	18	2
2010 (Mia)	16/0	0	0	0.0	0	0	1	3	3.0	3	0
2011 (Mia)	16/4	16	41	2.6	4	1	5	49	9.8	18	0
Total	48/4	39	130	3.3	18	2	26	210	8.1	18	2

SINGLE-GAME CAREER HIGHS

Rushing 6..... @ San Diego, 10/2/11
 Rushing Yards 24..... @ Carolina, 11/19/09
 Long Rush18..... @ Carolina, 11/19/09
 Rushing TD1..... vs. Houston, 12/27/09;
 @ San Diego, 10/2/11
 Receptions..... 9..... vs. Houston, 12/27/09
 Receiving Yards74..... vs. Houston, 12/27/09
 Receiving TDs1..... vs. Houston, 12/27/09;
 vs. Pittsburgh, 1/3/10
 Long Catch.....18..... vs. Houston, 12/27/09;
 @ San Diego, 10/2/11

HILLIARD'S TOUCHDOWNS

Game	Play
vs. Houston, 12/27/09	2 run, 10 pass from C. Henne
vs. Pittsburgh, 1/3/10	11 pass from C. Henne
@ San Diego, 10/2/11	1 run
Total	4

LEVI HORN #78



POSITION: Tackle
HEIGHT/WEIGHT: 6-7/328
DOB: 10-2-86
HOMETOWN: Spokane, WA

COLLEGE: Montana
ACQUIRED: FA for 2012
NFL SEASON: 2
VIKINGS SEASON: 1

GAMES/STARTS (regular season, playoffs) 2010 (PS-Chi), 2011 (O/0-Chi). Total-0/0.

- Moved from Chicago practice squad to active roster for final 7 weeks of 2011.

- Began collegiate career at Oregon before transferring to Montana for 2006-09 seasons where he was teammates with Vikings RB Lex Hilliard.

OFF THE FIELD A member of the Northern Cheyenne tribe who has been active with Native American charities and community events...Was a spokesman for the White House's Let's Move! campaign to promote health and wellness through exercise...Majored in social work at Montana.

PRO Moved from practice squad to Chicago's active roster for the final 7 weeks of the 2011 season, dressing but not playing in 4 and tabbed as inactive for the final 3 games of the season... Spent 2010 season on Bears practice squad after joining club as a rookie free agent...Teammates in Chicago with Vikings WR Devin Aromashodu and CB Zack Bowman.

2011 Signed off Bears practice squad to the 53-man roster for final 7 games of season...Dressed but did not see action in the first 4 games he was on regular roster vs. San Diego (11/20), at Oakland (11/27), vs. Kansas City (12/4) and at Denver (12/11)... Was inactive for final 3 games of season, including regular season finale at Minnesota (1/1/12)...Spent training camp and preseason with Bears before his release in final roster cuts and then joined practice squad.

2010 Spent season on Bears practice squad following his release after training camp and preseason...Released by Chicago on 9/4, joining practice squad on 9/5...Originally joined Bears as a rookie free agent on 4/24.

COLLEGE Ended collegiate career with 37 starts in 53 games at Montana...Transferred from Oregon to Montana following his redshirt season in 2005...Originally began college career as a TE with Oregon before being moved to OT...Earned All-America honors as a senior...Named 1st-Team All-Big Sky as a senior and was a 2nd-Team choice as a junior...Started 5 games in 2006 in his 1st season with the Grizzlies.

PREP Was a Class 4A 1st-Team All-State selection by Associated Press as a TE at John Rogers High in Spokane, WA.

MICHAEL JENKINS #84



POSITION: Wide Receiver
HEIGHT/WEIGHT: 6-4/214
DOB: 6-18-82
HOMETOWN: Tampa, FL

COLLEGE: Ohio State
ACQUIRED: FA (Atl) for 2011
NFL SEASON: 9
VIKINGS SEASON: 2

GAMES/STARTS (regular season, playoffs) 2004 (16/0, 2/0-Atl), 2005 (14/12-Atl), 2006 (16/16-Atl), 2007 (15/6-Atl), 2008 (16/11, 1/1-Atl), 2009 (16/11-Atl), 2010 (11/9, 1/1-Atl), 2011 (11/7). **Total-** 114/70, 4/2 (11/7-Minn; 103/63, 4/2-Atl)

- Joined Vikings the day 2011 training camp opened.
- Played in Atlanta under Vikings Offensive Coordinator Bill Musgrave and WRs coach George Stewart.

OFF THE FIELD Has children Brendan, Bryce, Chaise and Mason...Married in 2012 offseason...In his 1st season with the Vikings in 2011, took part in a Play 60 clinic at Catholic Charities-St. Joseph's Home for Children and the annual Bowl with the Vikings event to benefit the Vikings Children's Fund... Donated football uniforms to his high school team during his playing days in Atlanta...Held his 1st Michael Jenkins Football Camp in Tampa, Florida during the 2012 offseason.

PRO Ranked 2nd in receiving on Vikings squad in 2011 despite missing final 5 games with injury...Caught longest pass by a Viking in 2011, hauling in a 72-yard pass from rookie QB Christian Ponder vs. Green Bay (10/23) on the 1st play of the QB's 1st career start...Former 1st-round draft pick in 2004 (#29) by Atlanta...Had streak of 3 seasons with 50+ catches from 2007-09...Ranked 3rd-or-better on Falcons roster in catches from 2005-09 and ranked 4th in 2010...Enjoyed career-best 7 TDs in the final season Vikings WR coach George Stewart tutored the Falcons receivers...Notched 99-yard game at Philadelphia (10/17/10)...Registered a pair of 2-TD days, vs. Houston (9/30/07) and at Oakland (11/2/08)...Atlanta won NFC South titles in 2010 and 2004 during his tenure and advanced to playoffs in 2008 as a Wild Card...Helped Atlanta to 10+ win seasons in 2010 (13-3), 2008 (11-5) and 2004 (11-5).

2011 Made immediate impact on Vikings passing game, ranking 2nd on team in receiving despite missing final 5 games with knee injury...Notched career-best 111 yards receiving vs. Green Bay (10/23) and tied career-high with 9 receptions vs. Detroit (9/25)...Caught longest pass by a Viking during the season with 72-yarder on 1st play of the game vs. Green Bay (10/23) in Ponder's 1st career start...Had TD receptions at San Diego (9/11), at Kansas City (10/2) and vs. Green Bay (10/23).

2010 Rebounded from injury that cost him the opening 5 games of the season to start 9 of the final 11 contests...Had 41 catches in 11 games, catching 5 passes in 5 separate outings... Helped Atlanta to 13-3 mark and NFC South title, earning the #1 seed in the NFC Playoffs...Falcons hosted Green Bay in Divisional Round...In his 1st game back in action he hauled in 5 passes for a career-best 99 yards at Philadelphia (10/17).

2009 Caught 50+ passes for the 3rd straight season...Led the team in receiving with 9 receptions for 78 yards at new England (9/27)...Caught 4 passes for 66 yards at New Orleans (11/2)... Totaled a season-high 7 receptions while contributing with 80 yards against Tampa Bay (11/29)...Set a season-high mark with 82 receiving yards vs. New Orleans (12/13) with his 1st touch-

down of the season coming on a 50-yard play.

2008 Started in 11 of 16 contests and caught 50 passes for a career-high 777 yards while adding 3 TDs...Recorded a 62-yard TD on rookie QB Matt Ryan's 1st NFL pass in the season opener against Detroit (9/7)...Posted 4 catches for 58 yards vs. Chicago (10/12) with his 26-yard grab with :01 remaining in the game leading to the game-winning 48-yard FG by Jason Elam as time expired...Logged two recetions for 64 yards with 2 touchdowns at Oakland (11/2)...Notched a team-high 6 receptions for a season-high 72 yards vs. New Orleans (11/9)...Posted 69 receiving yards on 5 receptions at New Orleans (12/7) and caught a 2-point conversion...Started his 1st career postseason game in Atlanta's Wild Card meeting at Arizona (1/3/09) and finished 2nd on the team in receiving with 5 receptions for 51 yards.

2007 Set career-high with 53 catches...Tallied a season-high 76 receiving yards on 6 receptions vs. Carolina (9/23)...Started at WR and posted 6 catches for 64 yards with a career-high 2 TDs vs. Houston (9/30)...Notched a career-high 9 receptions for a team-high 73 yards vs. Tampa Bay (11/18)...Tied a career high with 9 grabs for 83 yards vs. New Orleans (12/10) and added a TD.

2006 Started all 16 games for the 1st time in his career and had career-high 7 TDs...Led team with 77 receiving yards on 3 receptions, which included a 34-yard TD catch in the season opener at Carolina (9/10)...Collected 3 grabs for 53 yards and a TD at Cincinnati (10/29).

2005 Saw action in 14 games with 12 starts and finished 3rd on the team with 36 catches...Made 1st career start vs. Philadelphia (9/12) and led the team with 80 yards on 3 catches, which included a season-long 58-yard grab...Posted 1st career TD catch at Buffalo (9/25) ending with 48 yards on 4 catches.

2004 Played in all 16 games, recording 7 receptions for 119 yards...His 17.0 average led the team and his 8 special teams tackles ranked 4th...Made 1st NFL reception for a gain of 46 yards at Denver (10/31)...Selected with #29 overall choice in the 1st round.

COLLEGE A 3-year starter at Ohio State, starting 38 of his final 39 games...Caught 165 passes for 2,898 yards (17.6 avg.) and 16 TDs in his career...Finished career with at least 1 reception in 38 consecutive games...Helped OSU capture a National Championship in 2002...His 2,898 yards rank 8th on the Big Ten career-record list, while also topping the previous school all-time record of 2,855 by David Boston (1996-98)...Earned All-Big Ten Honorable Mention as a senior after leading the team with 55 receptions for 834 yards and 7 TDs while adding 178 yards and 1 TD on 20 punt returns...All-Big Ten Conference 2nd-team choice as a junior leading the team with a career-high 61 receptions for 1,076 yards and 6 TDs.

PREP Standout in football and track at Tampa's Leto High... Lettered in basketball...Named Tampa's Track Athlete of the Year as a sprinter and triple jumper as a senior.

JENKINS' NFL TOTALS

Year	GP/GS	RECEIVING					RUSHING				
		No.	Yds.	Avg.	Lg	TD	No	Yds	Avg	LG	TD
2004 (Atl)	16/0	7	119	17.0	46	0	1	2	2.0	2	0
Playoffs.....	2/0	3	26	8.6	14	0	0	0	0.0	0	0
2005 (Atl)	14/12	36	508	14.1	58	3	0	0	0.0	0	0
2006 (Atl)	16/16	39	436	11.2	34t	7	1	2	2.0	2	0
2007 (Atl).....	15/6	53	532	10.0	29	4	0	0	0.0	0	0
2008 (Atl).....	16/11	50	777	15.5	62t	3	0	0	0.0	0	0
Playoffs.....	1/1	5	51	10.2	21	0	0	0	0.0	0	0
2009 (Atl).....	15/9	50	635	12.7	50t	1	0	0	0.0	0	0
2010 (Atl).....	11/9	41	505	12.3	43	2	0	0	0.0	0	0
Playoffs.....	1/1	6	67	11.2	22	0	0	0	0.0	0	0
2011 (Minn).....	11/7	38	466	12.3	72	3	0	0	0.0	0	0
Total.....	114/70	314	3,978	12.7	72	23	2	4	2.0	2	0
Playoffs.....	4/2	14	144	10.3	22	0	0	0	0.0	0	0

SINGLE-GAME CAREER HIGHS

Receptions..... 9..... vs. Tampa Bay, 11/18/07; vs. New Orleans, 12/10/07; vs. Detroit, 9/25/11
 Receiving Yards 111 vs. Green Bay, 11/14/11
 Receiving TDs 2..... vs. Houston, 9/30/07; @ Oakland, 11/2/08
 Long Catch..... 72..... vs. Green Bay, 11/14/11

JENKINS' TOUCHDOWNS

GAME	PLAY
vs. Buffalo, 9/25/05	15 pass from M. Vick
vs. Tampa Bay, 11/20/05	10 pass from M. Vick
at Tampa Bay, 12/24/05	8 pass from M. Vick
at Carolina, 9/10/06	34 pass from M. Vick
vs. Pittsburgh, 10/22/06	17 pass from M. Vick
at Cincinnati, 10/29/06	26 pass from M. Vick
vs. Cleveland, 11/12/06	12 pass from M. Vick
at Baltimore, 11/19/06	13 pass from M. Vick
at Washington, 12/3/06	22 pass from M. Vick
vs. Dallas, 12/16/06	9 pass from M. Vick
vs. Houston, 9/30/07	5 pass from J. Harrington
vs. Houston, 9/30/07	7 pass from J. Harrington
at St. Louis, 12/2/07	5 pass from C. Redman
vs. New Orleans, 12/10/07	13 pass from C. Redman
vs. Detroit, 9/7/08	62 pass from M. Ryan
at Oakland, 11/2/08	37 pass from M. Ryan
at Oakland, 11/2/08	27 pass from M. Ryan
vs. New Orleans, 12/13/09	50 pass from C. Redman
at Tampa Bay, 12/5/10	9 pass from M. Ryan
at Seattle, 12/19/10	4 pass from M. Ryan
at San Diego, 9/11/11	3 pass from D. McNabb
at Kansas City, 10/2/11	1 pass from D. McNabb
vs. Green Bay, 10/23/11	24 pass from C. Ponder
Total.....	20

JENKINS' CAREER GAME-BY-GAME (*starts)

2004	Opponent	RECEIVING					2006	Opponent	No	Yds	Avg.	Lg	TD
		No	Yds	Avg.	Lg	TD							
10/31	@ Denver	1	46	46.0	46	0	11/13	Green Bay					
12/5	@ Tampa Bay	1	23	23.0	23	0	11/20	Tampa Bay					
12/12	Oakland	2	20	10.0	11	0	11/24	@ Detroit	0	0	0.0	0	0
12/18	Carolina	1	22	22.0	22	0	12/4	@ Carolina	3	32	10.7	14	0
12/26	@ New Orleans	0	0	0.0	0	0	12/12	New Orleans	3	33	11.0	17	0
1/2/05	@ Seattle	2	8	4.0	7	0	12/18	@ Chicago	1	11	11.0	11	0
Total		7	119	17.0	46	0	12/24	@ Tampa Bay	4	54	13.5	37	1
PLAYOFFS							1/1/06	Carolina	5	60	12.0	19	0
1/15/05	St. Louis	2	19	9.5	14	0	Total		36	508	14.1	58	3
1/23/05	@ Philadelphia	1	7	7.0	7	0	2006	Opponent					
2005	Opponent						9/10	@ Carolina	3	77	25.7	34t	1
9/12	Philadelphia	3	80	26.7	58	0	9/17	Tampa Bay	2	14	7.0	9	0
9/18	@ Seattle	1	22	22.0	22	0	9/25	@ New Orleans	2	23	11.5	15	0
9/25	@ Buffalo	4	48	12.0	21	1	10/1	Arizona	3	28	9.3	19	0
10/9	New England	3	55	18.3	19	0	10/15	NY Giants	3	30	10.0	17	0
10/16	@ New Orleans	2	24	12.0	13	0	10/22	Pittsburgh	2	25	12.5	17t	1
11/6	@ Miami	5	69	13.8	21	1	10/29	@ Cincinnati	3	53	17.7	26t	1
							11/5	@ Detroit	3	26	8.7	13	0
							11/12	Cleveland	2	17	8.5	12t	1
							11/19	@ Baltimore	3	23	7.7	13t	1

11/26	New Orleans	2	6	3.0	4	0
12/3	@ Washington	4	43	10.7	22t	1
12/10	@ Tampa Bay	1	6	6.0	6	0
12/16	Dallas	3	37	12.3	18	1
12/24	Carolina	1	9	9.0	9	0
12/31	@ Philadelphia	2	19	9.5	16	0
Total		39	436	11.2	34t	7

2007	Opponent	No	Yds	Avg.	Lg	TD
9/9	@ Minnesota	2	13	6.5	7	0
9/16	@ Jacksonville	1	15	15.0	15	0
9/23	Carolina	6	76	12.7	29	0
10/7	@ Tennessee	1	2	2.0	2	0
10/15	NY Giants	2	23	11.5	18	0
10/21	@ New Orleans	6	69	11.5	20	0
11/4	San Francisco	2	31	15.5	22	0
11/11	@ Carolina	1	6	6.0	6	0
11/18	Tampa Bay	9	73	8.1	14	0
11/22	Indianapolis	1	9	9.0	9	0
12/2	@ St. Louis	5	48	9.6	13	1
12/10	New Orleans	9	83	9.2	14	1
12/16	@ Tampa Bay	1	5	5.0	5	0
12/23	@ Arizona	1	15	15.0	15	0
12/30	Seattle		inactive			
Total		53	532	10.0	29	4

2008	Opponent	No	Yds	Avg.	Lg	TD
9/7	Detroit	1	62	62.0	62t	1
9/14	@ Tampa Bay	0	0	0.0	0	0
9/21	Kansas City	2	19	9.5	16	0
9/28	@ Carolina	3	32	10.7	12	0
10/5	@ Green Bay	3	38	12.7	31	0
10/12	Chicago	4	58	14.5	26	0
10/26	@ Philadelphia	3	50	16.7	21	0
11/2	@ Oakland	2	64	32.0	37t	2
11/9	New Orleans	6	72	12.0	32	0
11/16	Denver	5	55	11.0	15	0
11/23	Carolina	4	48	12.0	19	0
11/30	@ San Diego	1	22	22.0	22	0
12/7	@ New Orleans	5	69	13.8	21	0
12/14	Tampa Bay	3	55	18.3	26	0
12/21	@ Minnesota	4	61	15.3	22	0
12/28	St. Louis	4	72	18.0	41	0
Total		50	777	15.5	62t	3

PLAYOFFS						
1/3/09	@ Arizona	5	51	10.2	21	0

2009	Opponent	No	Yds	Avg.	Lg	TD
9/13	Miami	4	41	10.3	22	0
9/20	Carolina	3	33	11.0	24	0
9/27	@ New England	5	78	15.6	26	0
10/11	@ San Francisco	2	35	17.5	20	0
10/18	Chicago	2	15	7.5	11	0
10/25	@ Dallas	2	22	11.0	13	0
11/2	@ New Orleans	4	66	16.5	29	0
11/8	Washington	1	5	5.0	5	0
11/15	@ Carolina	4	15	3.8	10	0

11/22	@ NY Giants	6	76	12.7	28	0
11/29	Tampa Bay	7	80	11.4	18	0
12/6	Philadelphia		inactive			
12/13	New Orleans	3	82	27.3	50t	1
12/20	@ NY Jets	1	20	20.0	20	0
12/27	Buffalo	2	22	11.0	13	0
1/3/10	@ Tampa Bay	4	45	11.3	20	0
Total		50	635	12.7	50t	1

2010	Opponent	No	Yds	Avg.	Lg	TD
9/12	@ Pittsburgh		inactive			
9/19	Arizona		inactive			
9/26	@ New Orleans		inactive			
10/3	San Francisco		inactive			
10/10	@ Cleveland		inactive			
10/17	@ Philadelphia	5	99	19.7	42	0
10/24	Cincinnati*	3	25	8.3	11	0
11/7	Tampa Bay*	2	55	27.5	43	0
11/11	Baltimore*	5	48	9.6	24	0
11/21	@ St. Louis*	5	58	11.6	19	0
11/28	Green Bay*	3	24	8.0	14	0
12/5	@ Tampa Bay*	3	30	10.0	15	1
12/12	@ Carolina*	2	26	13.0	17	0
12/19	@ Seattle*	3	48	16.0	24t	1
12/27	New Orleans	5	40	8.0	16	0
1/2/11	Carolina*	5	52	10.4	17	0
Total		41	505	12.3	43	2

PLAYOFFS						
1/15/11	Green Bay	6	67	11.2	22	0

2011	Opponent	No	Yds	Avg.	Lg	TD
9/11	@ San Diego	3	26	8.7	12	1
9/18	Tampa Bay*	3	29	9.7	16	0
9/25	Detroit	9	88	9.8	24	0
10/2	@ Kansas City	1	1	1.0	1t	1
10/9	Arizona*	4	32	8.0	12	0
10/16	@ Chicago*	4	45	11.3	14	0
10/23	Green Bay*	3	111	37.0	72	1
10/30	@ Carolina	2	30	15.0	24	0
11/14	@ Green Bay*	3	49	16.3	22	0
11/20	Oakland*	4	30	7.5	15	0
11/27	@ Atlanta*	2	25	12.5	18	0
12/4	Denver		injured reserve			
12/11	@ Detroit		injured reserve			
12/18	New Orleans		injured reserve			
12/24	@ Washington		injured reserve			
1/1/12	Chicago		injured reserve			
Total		38	466	12.3	72	3

CHARLIE JOHNSON #74



POSITION: Tackle
HEIGHT/WEIGHT: 6-4/305
DOB: 5-2-84
HOMETOWN: Sherman, TX

COLLEGE: Oklahoma State
ACQUIRED: FA (Ind) for 2011
NFL SEASON: 7
VIKINGS SEASON: 2

GAMES/STARTS (regular season, playoffs) 2006 (16/1, 4/0-Ind), 2007 (14/10, 1/0-Ind), 2008 (16/16, 1/1-Ind), 2009 (12/12, 3/3-Ind), 2010 (15/15, 1/1-Ind), 2011 (16/16-Minn). **Total-** 89/70, 10/5 (16/16-Minn; 73/53, 10/5-Ind).

- Starter at LT for Colts in Super Bowl XLIV and saw action as a reserve in Super Bowl XLI at RT.
- Starter at LT who protected QB Peyton Manning when he won NFL MVP honors in 2008 and 2009.
- Colts won 10+ regular season games each of his 5 seasons and claimed 4 AFC South titles.

OFF THE FIELD Earned degree in education from OSU... Married to Nicole, couple has 2 sons, Chandler and Cyrus... Collegiate teammate with Vikings DT Kevin Williams at Oklahoma State.

PRO Will make transition to G in 2012 following the selection of LT of Matt Kalil with the #4 overall pick in the 2012 Draft... Opened all 16 games at LT for the Vikings after signing as a free agent during early in training camp... Veteran was a full-time starter in Indianapolis from 2008-10... From 2008-10 the Colts allowed 1 sack every 44.4 pass plays, setting a team record in 2009 by allowing 1 every 47.2 pass plays... Served as blind-side protector for Colts offense that was the NFL's #1 passing unit in 2010 and #2 in 2009... Indianapolis ranked #4 in NFL total offense in 2010 and #9 in 2009... Started in Super Bowl XLIV against New Orleans and saw action in Super Bowl XLI against Chicago... Was the Colts regular starter at LT when Peyton Manning won NFL MVP in 2008 and 2009... Has played on 5 straight playoff teams with Colts... Part of Colts team that won AFC South titles in 5 of his 6 seasons, 2006, '07, '09, '10... Played at Indianapolis as a rookie when Leslie Frazier served on Colts staff... Originally acquired as a 6th-round draft pick in 2006 by Indianapolis.

2011 Stepped in to start all 16 games at LT after joining Vikings as a free agent early in training camp... Helped Adrian Peterson break the 100-yard rushing mark 3 times during the season and Joe Webb and Toby Gerhart 1 time each... Joined RT Phil Loadholt as the only Vikings lineman to start every game... Helped Vikings rushing offense rank #4 in the NFL in yards per game at 144.9 and #3 in the NFL with 18 rushing TDs.

2010 Started 15 games and the Wild Card playoff game vs. NY Jets... Part of offensive line unit that allowed only 16 sacks, tied for fewest in the NFL... Squad allowed 1 sack for every 43.4 pass plays... Helped Manning throw for 4,000+ yards for the 11th straight season.

2009 Started all 12 games he played at LT in regular season and opened all 3 playoff contests, including Super Bowl XLIV... Club allowed only 13 sacks... Helped Colts rank #9 in NFL total offense and #2 in passing offense... Protected Manning as he earned 2nd straight NFL MVP award... Played under Jim Caldwell in his debut season as Colts head coach.

2008 Opened 16 all games, 12 at LG and 4 at LT... Stepped in mid-season at LT... Joined Ryan Diem as the only Colts linemen to start all 16 games... Protected Manning as he earned NFL MVP award... Team allowed only 14 sacks during the season... Colts ranked #5 in NFL for passing offense.

2007 Filled in at LT and RT during the season, establishing himself as a starter... Stepped into lineup at LT for injured Tony Ugoth at Jacksonville (10/22) and went on to start the next 5 games at LT... Moved to RT for injured Ryan Diem for the final 5 games of the season... Club ranked #5 in NFL total offense... Paved the way for Joseph Addai to rush for 1,072 yards and 12 TDs... Offense produced a 4,000-yard passer a 1,000-yard rusher and a 1,000-yard receiver (Reggie Wayne) for the 7th time in team history.

2006 Played in each game of his rookie campaign... Started 1 contest at RT at Tennessee (12/3)... Saw time at RT vs. Philadelphia (11/26) and LT at Houston (12/24)... Played in Super Bowl XLI vs. Chicago at RT in place of injured Diem... Selected with 6th-round pick by Colts.

COLLEGE Begun collegiate career at TE before moving to offensive line as a senior... Started 9 games as a senior... Started 5 games at TE as a freshman and sophomore... Caught 4 TDs during career.

PREP Named All-District as a TE at Sherman High... Earned Co-MVP of district in basketball.

REGGIE JONES #29



POSITION: Cornerback
HEIGHT/WEIGHT: 6-0/195
DOB: 3-15-86
HOMETOWN: Kent, WA

COLLEGE: Portland State
ACQUIRED: FA for 2011
NFL SEASON: 1
VIKINGS SEASON: 1

GAMES/STARTS (regular season, playoffs) 2009 (IR-NO), 2010 (0/0-Wash), 2011 (PS-Minn). **Total:** 0/0

• Began NFL career as a rookie free agent with New Orleans in 2009, spending time on practice squads of Saints, Redskins and Vikings.

OFF THE FIELD Married with a son...Majored in sociology.

PRO Will compete for time in Vikings defensive backfield in 2012...Spent final 8 weeks of 2011 on Vikings practice squad after going through training camp and preseason with Washington...Signed with Washington before regular season final in 2010 after spending most of season on New Orleans practice squad...Placed on injured reserve on 8/14/09 with New Orleans after suffering achilles injury during training camp.

2011 Joined Vikings practice squad for the final 8 games of the season, signing with Vikings on 11/9...Spent 1st week of regular season on Redskins practice squad following his release in roster cuts to 53-man roster...Signed to Washington practice squad on 9/4 and released on 9/8...Went through training camp and preseason with Washington.

2010 Signed off New Orleans practice squad to Washington's regular roster on 12/29...Was inactive for regular season finale vs. NY Giants (1/2/11)...Was signed and released from Saints practice squad 3 times during the season, spending a total of 14 weeks with the club...Spent training camp and preseason with New Orleans before his release in cuts to the 53-man roster on 9/4...Bounced back from rookie season-ending injury in 2009 that landed him on injured reserve to compete for a roster spot in his 2nd season.

2012 SCHEDULE HOLDS UNIQUE TWISTS

The Vikings face a tough 2012 slate of games and have a few wrinkles involved in those game that feature unique twists in the history of the club. The Vikings will face Jacksonville in the season opener for the 1st time in franchise history and the Vikings will open at home for the 1st time since 2007. The game will mark only the 6th time the team has opened the season at home since the 2000 opener. The game will mark only the 5th time in team history facing Jacksonville with the Vikings holding a 3-1 all-time series advantage over the Jaguars. The Vikings will face an alumni player as Jacksonville's head coach as former TE Mike Mularkey takes over the reins of the Jags for the 2012 season. Mularkey played for the Vikings from 1983-88 and began his coaching career at St. Paul's Concordia College in 1993 before landing an NFL coaching position with Tampa Bay.

The Vikings will travel to Indianapolis for the 2nd game of the season and contest will mark the 1st regular season game the club has played at Lucas Oil Stadium. The Vikings last road game at Indy was on 11/8/04 at the RCA Dome. Minnesota has not won a road game in 10 attempts against the Colts franchise, either in Baltimore or Indianapolis, where the Colts have called home since 1984. The Vikings last played the Colts in Baltimore in the 1st playoff game in team history, the Western Conference Championship game at Memorial Stadium on 12/22/68. The Colts won 24-14 to advance to Super Bowl III while the Vikings had to wait another season for their 1st Super Bowl berth. The Vikings and Colts were regular rivals in the early days when both were members of the Western Conference of the NFL along with Chicago, Detroit, Green Bay, Los Angeles and San Francisco. The Vikings and Colts faced off twice a season from 1961-66.

The Vikings will play Tampa Bay on a rare Thursday night game, televised on NFL Network on 10/25/12. The Vikings last game on NFL Network was a Thursday night affair on 12/21/06 at Green Bay. The Vikings and Bucs have never played on a Thursday night but have met in 5 other prime time games, including a 9/5/81 Saturday night game at Tampa Stadium.

The Vikings will wrap up the regular season by hosting Green Bay, marking only the 5th time in team history playing the Packers in the regular season finale. The game will also mark the 1st time in team history that both Packers games fall during the month of December, following the 12/2/12 game at Green Bay.

CHRIS KLUWE #5



POSITION: Punter
HEIGHT/WEIGHT: 6-4/215
DOB: 12-24-81
HOMETOWN: Los Alamitos, CA
COLLEGE: UCLA
ACQUIRED: Waiv. (Sea) for 2005
NFL SEASON: 8
VIKINGS SEASON: 8

GAMES/STARTS (regular season, playoffs) 2005 (15/0), 2006 (16/0), 2007 (16/0), 2008 (16/0, 1/0), 2009 (16/0, 2/0), 2010 (16/0), 2011 (16/0). **Total-** 111/0, 3/0.

- Voted by teammates as **Vikings 2010 Special Teams MVP** .
- Set Vikings records with a 47.6-yard gross punting average and 33 punts of 50+ yards in 2008.
- Holds the top 3 marks in Vikings history for landing punts inside the 20, including team-record 34 in 2007 and runner-up 32 in 2010.
- Earned **NFC Special Teams Player of the Month** in September 2005, the only rookie in Vikings history to win a Player of the Month award.

OFF THE FIELD Known for his Guitar Hero skills, the game inspired him to learn to play guitar and he now plays bass guitar in a Twin Cities band, Tripping Icarus...Band released a debut full-length CD in summer 2010...Married to Isabel, the couple has a daughter, Olivia...Political science and history major...Has taken his Guitar Hero talents and uses them for a good cause, hosting charity tournaments playing the video game...Avid paintball player...Tried his hand at improv stand-up comedy during the 2012 offseason.

HONORS Voted **2010 Vikings Special Teams MVP**...2008 *USA Today All-Joe Team*...**NFC Special Teams Player of the Month** in September 2005.

PRO In 7 seasons, has already etched his name into the Vikings record book in several game, single-season and career categories...Owns Vikings career gross punting average record at 44.4 yards per punt and ranks 2nd in career net punting at 36.9 ypp, trailing Bobby Walden's 38.2...Ranks 2nd in career punts with 551, trailing Greg Coleman's 721...Holds top single-season gross average (47.6 in 2008), 50-yard punts in a season (35 in 2008), 50-yard punts in a game (6 at Tennessee and vs. Detroit in 2008) and gross punting average in a game (57.5 at Detroit in 2007)...Holds Vikings career record with 180 punts landed inside the 20...Holds top 3 marks in Vikings single-season history for punts inside the 20, highlighted by team-record 34 in 2007...Owns Vikings career record with 168 punts of 50+ yards...Agreed to long-term contract extension with Vikings in October 2007...Converted fake FG for a 1st-down vs. Detroit (12/2/07), hitting Jeff Dugan with a shovel pass for a 27-yard gain...Came to the Vikings as a virtual unknown in 2005 when he was claimed off waivers after being released by Seattle...Holder for FGs and PATs.

2011 Notched 2nd-best gross punting average of his career with a 45.7-yard mark...Posted career-best touchback percentage of his career at 3.8%, only 3 touchbacks in his 77 punts for the season, a mark that ranked 3rd in Vikings history...Had season-best 49.5-yard gross average vs. Denver (12/4) on 6 punts...Landed 22 punts inside the 20 on the season...Booted season-high 7 punts at Atlanta (11/27) and vs. New Orleans (12/18)...Had 24 punts of 50+ yards on the season, tied for the 3rd-best mark of his career...Landed a punt inside the Broncos 1-yard line that resulted in a safety vs. Denver (12/4), downed by special teams ace Eric Frampton.

2010 Earned **Vikings Special Teams MVP** as voted by teammates...Had career-high 38.9 net punting average, the 2nd-best in team history and highest since 1964...Took ownership of several Vikings career punting records, including most games with a 50+ yard punt (69) and career punts inside the 20 (158), passing Greg Coleman in each category...Notched the 2nd-best total of his career with 32 punts landed inside the 20, trailing his team-record 34 in 2007...Ranked tied for 5th in the NFL and 2nd in the NFC with 32 punts inside the 20...Posted career-high 46.0 net punting average vs. Arizona (11/7)...Had career-high 10 punts and 458 punting yards in game vs. NY Giants (12/13), a game played at Detroit's Ford Field after the collapse of the Metrodome roof.

2009 Had top net punting average of his career at 37.8 yards, the 4th-best mark in team history...Had 24 punts of 50+ yards, the 3rd-most in a season in Vikings history, trailing the top 2 he set himself with 33 and 29 in 2008 and 2007...Landed 24 punts inside opponents 20...Served as holder on all FGs and PATs as Ryan Longwell had career-best season...Boomed 61-yard punt in Divisional Playoff game vs. Dallas (1/17/10)...Pinned Packers inside their 20 on 4 of 5 punts vs. Green Bay (10/5) on Monday Night Football, holding them to 0 punt return yards on the game.

2008 Recognized by *USA Today* with a spot on the **All-Joe Team**, honoring players whose work goes largely unnoticed...Set team records for gross average in a season at 47.6, breaking a team mark that stood since 1964, and set mark for 50-yard punts in a season with 35...Boomed 6 punts of 50+ yards to set single-game Vikings record at Tennessee (9/28) and vs. Detroit (10/12)...Served as the holder for K Ryan Longwell's team-record-setting 6 FGs of 50+ yards during the season.

2007 Set team records for punts inside the 20 with 34 and

LOTS A LEG

Chris Kluwe's booming punts have left their mark in the Vikings record book and his ability to pin teams deep has set the Vikings defense up with good field position.

VIKINGS PUNTS OF 50+ YARDS IN A CAREER	
PLAYER	50+ PUNTS
Chris Kluwe	166
Greg Coleman	111

VIKINGS PUNTS OF 50+ YARDS IN A SEASON	
PLAYER, SEASON	50+ PUNTS
Chris Kluwe, 2008	34
Chris Kluwe, 2007	29
Harry Newsome, 1991	25
Chris Kluwe, 2009	24
Chris Kluwe, 2011	24

VIKINGS PUNTS OF 50+ YARDS IN A GAME	
PLAYER, GAME	50+ PUNTS
Chris Kluwe, @ Tennessee, 9/28/08	6
Chris Kluwe, vs. Detroit, 10/12/08	6
Harry Newsome, vs. Phoenix, 10/13/91	5

booted then-team-record 29 punts of 50+ yards...Had career-best season with a gross average of 44.7 and net average of 37.0, both ranking in the top 5 in Vikings history for a season... Ranked 3rd in the NFL for punts inside the 20 with 34...Tied a team record and set a career high by landing all 5 punts inside the 20 in season opener vs. Atlanta (9/9)...Set a Vikings record for single-game gross punting average at 57.5 yards (4-230 yds) at Detroit (9/16)...Boomed longest punt of career, a 70-yarder, at Kansas City (9/23)...Held on Ryan Longwell's 55-yard game-winning FG at Chicago (10/14) as time expired, the longest FG of his career and the 2nd-longest overall FG in Vikings history... Completed 1st career pass attempt on a fake FG vs. Detroit (12/2), hitting Jeff Dugan for a 27-yard gain and a 1st down.

2006 Punted 93 times on the season, a team record...Booted 3 punts of 50+ yards and landed 3 punts inside the 20 vs. Carolina (9/17)...Also flipped the ball on a fake field goal to K Ryan Longwell, who then connected with Richard Owens on a 16-yard TD pass...Punted 4 times and landed all of them inside the 20 at Buffalo (10/1)...Hit 3 punts of 50+ yards on Monday Night Football vs. New England (10/30), including a 61-yarder... Followed that up the next week with 4 punts of 50+ yards vs. Green Bay (11/12) and had a season-best 41.9 net average... Booted 3 punts of 50+ yards at Detroit (12/10)...Posted a career-long 68-yard punt vs. NY Jets (12/17).

2005 Led all NFL rookie punters...Ended rookie season ranked #2 in the NFC and #6 in the NFL with a gross average of 44.1 yards per punt...Boomed 15 punts of 50+ yards on the season with a season-high 3 in the opener vs. Tampa Bay (9/11)...Came on strong in his 1st NFL game vs. Tampa Bay (9/11), booming a season-long 62-yarder and hit 4 punts for a 54.3 gross average and a 42.5 net average, the 2nd-best single-game average in team history (minimum 4 punts) and the best in Vikings history by a rookie...Named the **NFC Special Teams Player of the Month** for September, the 1st Vikings rookie to ever earn Player of the Month honors...Season-high 8 punts in win at NY Giants (11/16)...Season-high punting yardage came at Chicago (10/16) with 256 yards.

COLLEGE One of the top punters in college football as a senior...Selected as a 2004 finalist for the Ray Guy Award, presented to the top college punter...As a senior, had career-high 25 punts inside the opponent's 20 and averaged 43.4 yards per punt to rank 2nd in the PAC 10 and 14th in the nation...Set UCLA marks as a junior with 91 punts for 3,908 yards.

PREP Named to *USA Today* All-America team as a senior punter...A 1st-Team All-CIF honoree as a junior and senior... Connected on an Orange County and CIF-record 60-yard FG as a senior vs. Loyola...Chosen to play in California-Texas Shrine Game and CalIFlorida Bowl.

KLUWED IN

Chris Kluwe has established himself as the top punter in club history and leads the team in numerous categories.

VIKINGS CAREER GROSS PUNTING AVERAGE

PLAYER	AVERAGE
Chris Kluwe	44.4
Harry Newsome	43.8

VIKINGS SEASON GROSS PUNTING AVERAGE

PLAYER	AVERAGE
Chris Kluwe, 2008	47.6
Bobby Walden, 1964	46.4

VIKINGS SINGLE-GAME GROSS PUNTING AVERAGE

PLAYER	AVERAGE
Chris Kluwe at Detroit (9/16/07)	57.5
Mitch Berger vs. Cincinnati (11/15/98)	55.8
Chris Kluwe vs. Tampa Bay (9/11/05)	54.3

VIKINGS CAREER NET PUNTING AVERAGE

PLAYER	AVERAGE
Bobby Walden	38.2
Chris Kluwe	36.9

VIKINGS SINGLE-SEASON NET PUNTING AVERAGE

PLAYER	AVERAGE
Bobby Walden, 1964	41.8
Chris Kluwe, 2010	38.9

CAREER PUNTS INSIDE THE 20 BY VIKINGS

PLAYER	INSIDE 20
Chris Kluwe	180
Greg Coleman	154

SINGLE-SEASON PUNTS INSIDE THE 20 BY VIKINGS

PLAYER	INSIDE 20
Chris Kluwe, 2007	34
Chris Kluwe, 2010	32
Chris Kluwe, 2006	28
Mike Saxon, 1994	28
Greg Coleman, 1983	28



Chris Kluwe plays bass in the Twin Cities band Tripping Icarus, who have taken the stage at the iconic First Avenue in downtown Minneapolis and play gigs frequently in the area. The band's most recent release, *Simulacrum*, came out in the spring of 2012. The rock band can be heard over the sound system at Mall of America Field during pre-game warmups.



KLUWE'S NFL TOTALS

PUNTING

Year	G	No	Yds	Avg	Opp. Ret	Yds	Net	TB	IN20	LG	Blk
2005 (Minn).....	15	71	3,130	44.1	41	470	35.8	6	17	62	0
2006 (Minn).....	16	93	3,934	42.3	50	485	35.6	7	28	68	0
2007 (Minn).....	16	81	3,621	44.7	43	440	37.0	9	34	70	0
2008 (Minn).....	16	73	3,473	47.6	42	624	35.0	13	23	62	1
<i>Playoffs</i>	1	8	362	45.3	5	109	31.6	0	2	60	0
2009 (Minn).....	16	73	3,202	43.9	33	260	37.8	9	24	60	0
<i>Playoffs</i>	2	9	384	42.7	2	0	40.4	1	3	61	0
2010 (Minn).....	16	83	3,569	43.0	32	241	38.9	5	32	59	0
2011 (Minn).....	16	77	3,517	45.7	43	532	38.0	3	22	60	0
Total	111	551	24,446	44.3	284	3,052	36.9	52	180	70	1
<i>Playoffs</i>	3	17	746	43.9	7	109	36.3	1	5	61	0

PASSING

Year	Att.	Comp.	Pct.	Yards	Yds/Att	TD	INT	LG	Sk/Yds	Rating
2007 (Minn).....	1	1	100.0	27	27.0	0	0	27	0/0	118.8

SINGLE-GAME CAREER HIGHS

- Punts.....10..... vs. NY Giants, 12/13/10
- Punting Yards..... 458..... vs. NY Giants, 12/13/10
- Long Punt.....70..... @ Kansas City, 9/23/07
- Gross Average.....55.7..... @ Detroit, 9/16/07
- Net Average..... 46.0..... vs. Arizona, 11/7/10
- Inside the 20.....5..... vs. Atlanta, 9/9/07
- Pass Attempt..... 1..... vs. Detroit, 12/2/07

BUILDING THROUGH THE DRAFT

The Vikings have selected the most 1st-round draft picks in team history from the University of Southern California- starting with the #1 overall pick in the 1968 Draft by taking OT Ron Yary. His selection made his the 1st offensive lineman taken with the top pick in the Draft in NFL history. The USC pipeline continued in 1974 when OT Steve Riley was taken #25 overall, 1983 with S Joey Browner at #19 overall, DE Kenechi Udezue with the #20 overall pick in 2005 and OT Matt Kalil at #4 in 2012. Kalil is the highest-drafted Viking since Hall of Famer Chris Doleman was taken at #4 in 1985.

In 2012, the Vikings had a pair of 1st-round draft picks, trading their 2nd-round pick to Baltimore to move into the #29 spot in the 1st round and selected Notre Dame S Harrison Smith. Smith is only the 3rd DB selected by the Vikings in the 1st round.

VIKINGS 1ST ROUND DRAFT PICKS BY COLLEGE

COLLEGE	VIKINGS 1ST ROUNDERS
Southern California.....	5
Ohio State.....	3
Michigan State.....	3
Notre Dame.....	3
Oklahoma State.....	3
California.....	2
Florida State.....	2
Miami (Fla.).....	2
North Carolina State.....	2
Pittsburgh.....	2
Stanford.....	2
Wisconsin.....	2
Alabama.....	1
Arizona State.....	1
Auburn.....	1
Boston College.....	1
Central Florida.....	1
Colorado State.....	1
Florida.....	1
Iowa.....	1
Marshall.....	1
Minnesota.....	1
Mississippi State.....	1
North Carolina State.....	1
Oklahoma.....	1
Penn State.....	1
Purdue.....	1
Rice.....	1
South Carolina.....	1
Tulane.....	1
UCLA.....	1
Washington.....	1
Washington State.....	1



Kevin Williams, Oklahoma State



Percy Harvin, Florida

PHIL LOADHOLT #71



POSITION: Tackle
HEIGHT/WEIGHT: 6-8/343
DOB: 1-21-86
HOMETOWN: Fountain, CO

COLLEGE: Oklahoma
ACQUIRED: D2 (#54) for 2009
NFL SEASON: 4
VIKINGS SEASON: 4

GAMES/STARTS (regular season, playoffs) 2009 (15/15, 2/2), 2010 (16/16), 2011 (16/16). **Total-**47/47, 2/2.

- Has started all 47 games he has played with the Vikings.
- Named to **All-Rookie** team after stepping into starting RT job in 2009 and starting all but 1 game.

OFF THE FIELD Taught young anglers fishing skills during the 2012 Minnesota Governor's Fishing Opener at Lake Waconia... Joined fellow bookend OT Bryant McKinnie and owner Mark Wilf on a Vikings "You Made the Team" Community Tour visit to Watotonna, MN, in November 2009...Visited troops at the US Army recruiting station in Bloomington, MN, during 2009 season...Earned degree in multidisciplinary studies from Oklahoma in December 2008...Born in Honolulu but went to high school in Colorado...The oldest of 2 children, his father was a career US Army Sgt. 1st Class...Younger sister played basketball at Garden City CC...Was the tallest starting football player in Sooners history...Named to Student Excellence List and earned Student Support Service Award after maintaining a 3.0 grade point average at Garden City CC...Wants to pursue a career in high school coaching when his NFL playing days are over...Enjoys fishing in his free time.

HONORS 2009 **All-Rookie** by Pro Football Weekly.

PRO Has missed only 1 game in his opening 3 NFL seasons... Joined fellow 2009 Vikings rookie Percy Harvin on the **All-Rookie** team...Became the 1st Vikings rookie OT to start at least 15 games in their 1st season since Corey Stringer in 1995...The 6th OT selected in the 2009 NFL Draft...Played against Vikings 1st-round pick Harvin against Florida in the 2008 National Championship game.

2011 Joined fellow OT Charlie Johnson as the only Vikings linemen to start all 16 games during the season...Helped Adrian Peterson break the 100-yard mark in 3 games during the season with Toby Gerhart and Joe Webb each breaking the 100-yard plateau once during the year...Helped pace the Vikings rushing offense to rank #4 in the NFL with an average of 144.9 yards per game and rank #3 in the NFL with 18 rushing TDs.

2010 Started all 16 games, joining only fellow OT Bryant McKinnie along the offensive line to start all 16 games...Helped pave the way for Peterson to rush for 1,298 yards and break

the 100-yard mark 5 times during the season...In game vs. Dallas (10/17), he joined former OU teammate Jon Cooper as a starter on the line when Cooper opened the game at center... Helped Peterson rumble for an 80-yard TD, the longest run of his career, vs. Detroit (9/26)...Protected Brett Favre as he threw for a career-best 446 yards in comeback win vs. Arizona (11/7).

2009 Stepped into starting role at RT as a rookie, opening 15 regular season games and both playoff contests...Named to **All-Rookie** team...Became the 5th Vikings rookie OT to start a season opener and joined Doug Davis in 1966 as the only other RT...Helped Vikings offense rank #5 in the NFL in total offense, the highest ranking since 2004...Paved the way for Peterson to rush for 1,383 yards and 18 TDs, a new team record for rushing TDs and the 3rd-best single-season rushing total in team history...His 15 starts were the most by a Vikings rookie OT since Corey Stringer in 1995...Inactive for game at St. Louis (10/11) with leg injury.

COLLEGE Spent 2 seasons at OU, transferring after 2 seasons at Garden City (KS) Community College...Started all 48 collegiate games he played, 27 for the Sooners...Protected 2008 Heisman Trophy winner QB Sam Bradford...Sooners went 23-5 during his 2 seasons and won consecutive Big 12 Conference titles...Won Big 12 title and advanced to National Championship game against Florida...Named 1st-Team All-Big 12 by coaches and Associated Press as a senior...Started all 14 games at LT in 2007...Named 2nd-Team All-Big 12 by the league coaches and Associated Press...Earned 2006 All-America honors in his 2nd season at Garden City Community College...Jayhawk Conference Offensive Lineman of the Year...In his freshman season, earned All-America honors at Garden City.

PREP Standout in football, track and basketball at Fountain Fort Carson High in Colorado...Played defensive line and TE... Led basketball team to state title game as a senior...Won Colorado state title in discus.



Phil Loadholt took part in a Minnesota tradition in spring 2012, helping youth learn about the outdoors at the Minnesota Governor's Fishing Opener at Lake Waconia.

LAUDING LOADHOLT

Phil Loadholt stepped into the Vikings starting job at RT as a rookie in 2009. He started 15 regular season games and both playoff contests en route to earning All-Rookie honors and moving into exclusive company in Vikings history.

MOST STARTS BY A VIKINGS ROOKIE TACKLE

PLAYER, SEASON	STARTS
Todd Steussie, 1994	16
Gary Zimmerman, 1986*	16
Phil Loadholt, 2009	15
Korey Stringer, 1995	15

*played in USFL before NFL career

CULLEN LOEFFLER #46



POSITION: Long Snapper
HEIGHT/WEIGHT: 6-5/241
DOB: 1-27-81
HOMETOWN: Ingram, TX

COLLEGE: Texas
ACQUIRED: Rookie FA for 2004
NFL SEASON: 9
VIKINGS SEASON: 9

GAMES/STARTS (regular season, playoffs) 2004 (16/0, 2/0), 2005 (16/0), 2006 (16/0), 2007 (16/0), 2008 (16/0, 1/0), 2009 (16/0, 2/0), 2010 (16/0), 2011 (11/0). **Total**-123/0, 5/0.

- Won the Vikings' long snapping job as a rookie free agent in 2004 and has handled every special teams snap since.
- Snapped on 4 of the 5 longest FGs in Vikings history.

OFF THE FIELD One of the most active Vikings players in the Twin Cities community...Is an avid hunter and fisherman, especially enjoys fly fishing...Spends offseason in Austin, TX...Dabbles in metallurgy...Member of the Big 12 Academic Honor Roll 4 times during his time at Texas...Married during 2006 offseason to Jardin, the couple have a daughter, Landyn, and son, Senate.

PRO Has 28 special teams tackles in his 8 seasons...Was recognized by USA Football on its All-Fundamentals Team in 2011...Delivered the ball in pressure-packed situations and has been critical to several game-winning FGs and record-setting performances by Vikings specialists...Ranks 2nd in Vikings history for career...Won the long-snapping position in 2004 training camp...Originally signed by the Vikings on 5/3/04.

2011 Missed 1st time of his NFL career, going on injured reserve for the final 5 games...Injured during game at Atlanta (11/27)...Vikings All-Pro DE Jared Allen finished snapping on special teams at Atlanta (11/27) after Loeffler left game with injury...Notched 3 special teams tackles during season.

2010 Handled all snapping duties...Helped P Chris Kluge notch career-best net punting average and 2nd-best in team history...Snapped on a pair of game-winning Ryan Longwell FGs, including an OT game-winner vs. Arizona (11/7).

2009 Snapped on every special teams play during the regular season and both playoff games...Helped Longwell set a career-best with 132 points and 26-of-28 (92.9%) FG performance...Longwell's 132 points ranks tied for 2nd-most in a season in Vikings history...Longwell booted career-best 16 straight FGs from game at St. Louis (10/11) through game vs. Cincinnati (12/13), the 4th-longest streak in Vikings history...Snapped on

SNAPPING TO IT

Since coming to the Vikings as a rookie free agent in 2004, Cullen Loeffler has been a valuable component of the special teams and has delivered the ball on some of the biggest plays in team history. In 2007, he snapped for Ryan Longwell's longest FG of his career, a 55-yard game winner at Chicago (10/14/07) as time expired. He has snapped on 4 of the 6 longest game-winning FGs in Vikings history.

VIKINGS LONGEST GAME-WINNING FGs	FG, TIME
KICKER, GAME	
Paul Edinger vs. Green Bay (10/23/06)	56, 0:00
Ryan Longwell @ Chicago (10/14/07)	55, 0:00
Jan Stenerud vs. Tampa Bay (11/4/84)	53, 0:02
Gary Anderson vs. Miami (12/21/02)	53, 0:17
Ryan Longwell vs. NY Giants (12/28/08)	50, 0:00
Paul Edinger @ NY Giants (11/13/05)	48, 0:10

a pair of 52-yard Longwell FGs, helping him set Vikings record for most career 50+ yarders made with 9...Tied career-best with 5 special teams tackles.

2008 Handled long-snapping duties in all 16 games and the Wild Card Playoff vs. Philadelphia (1/4/09)...Delivered the ball to Longwell and Kluge, who both set team records for single-season and single-game performances...Snapped for Longwell's team-record 6 FGs of 50+ yards and his 3 game-winning kicks...Helped Kluge break team records for single-season gross punting average, punts of 50+ yards in a game and punts of 50+ yards in a season...Contributed to the coverage units with career-high 5 special teams tackles.

2007 Helped P Chris Kluge set team records for most punts inside the 20 in a season with 34 and most punts of 50+ yards in a season with 29...Snapped on Ryan Longwell's game-winning 55-yard FG at Chicago (10/14), tied for the 2nd-longest FG in team history...Notched 3 tackles on special teams.

2006 Played in every game and handled all of the long-snapping duties...Snapped on Longwell's game-winning 31-yard FG with 1:00 left to play in the season opener at Washington (9/11)...Snapped for Longwell's 19-yard FG in OT win over Carolina (9/17) and also on the fake FG that Longwell threw a 16-yard TD pass to Richard Owens.

2005 Played in every regular season game, handling all long-snapping duties...Helped Paul Edinger tie a Vikings' record with 3 FGs of 50+ yards (56, 54, 54)...Snapped on Edinger's team-record and career-long 56-yard game-winning FG vs. Green Bay (10/23)...Was a part of all 3 game-winning kicks by Edinger...Snapped for rookie punter Chris Kluge, who led all NFL rookie punters and ended his 1st season ranked 2nd in the NFC and 6th in the NFL with a 44.1-yard average...Helped Kluge become the only Vikings' rookie to ever earn a Player of the Month honor when he was named NFC Special Teams Player of the Month for September.

2004 Played in all 16 games and both playoff games...Had a special teams tackle vs. Tennessee (10/24) and at Detroit (12/19) and a stop in the playoffs.

COLLEGE A 3-year letterman for the Longhorns...Handled the majority of snapping duties for his final 3 seasons...Shared UT's Frank Denius Most Valuable Special Teams Player Award and was also awarded the Longhorn Club Sportsmanship Award and 1 of the Longhorns' Dr. Nasser Al-Rashid Strength and Conditioning Awards as a senior in 2003...Named UT's Frank Denius Special Teams Player of the Week after posting a pair of tackles against North Carolina.

PREP Earned All-District honors at Tom Moore High in Ingram, TX at 4 different positions...played DE and TE during his opening 3 seasons...Played DE, QB and punted as a senior...Earned All-District honors at DE as a senior...Honorable Mention All-District QB and All-District at punter...All-District TE as a sophomore and junior...A 4-time letterman in football, basketball and participated in state tennis tournament 4 consecutive years...District MVP in basketball.

DeMARCUS LOVE #73



POSITION: Tackle
HEIGHT/WEIGHT: 6-4/315
DOB: 3-7-88
HOMETOWN: Lancaster, TX

COLLEGE: Arkansas
ACQUIRED: D6a (#168) for 2011
NFL SEASON: 2
VIKINGS SEASON: 2

GAMES/STARTS (regular season, playoffs) 2011 (0/0). **Total:** 0/0

- Inactive for all 16 games as a rookie for Vikings in 2011.
- First-Team All-SEC during his senior season as voted on by the Associated Press and SEC Coaches.

OFF THE FIELD Majored in kinesiology...Teammates with Vikings rookie WRs Jarius Wright and Greg Childs at Arkansas...Vikings WR coach George Stewart was a standout Razorbacks offensive lineman during his playing days.

PRO Spent entire rookie season on Vikings 53-man roster but was inactive each week...Selected #168 overall in 2011 by the Vikings, their first of four 6th round picks...The 1st Arkansas Razorback drafted by the Vikings since 1984.

2011 Spent all 16 weeks of rookie year inactive on game-days...Made Vikings 53-man roster following preseason...Showed potential during preseason action during rookie year.

COLLEGE Team captain for his final 2 seasons...Helped Arkansas reach 3 bowl games, including the 2011 BCS Sugar

Bowl against Ohio State...Saw action in 45 games with 37 starts, including 26 consecutive starts during his final 2 seasons...11 starts came at guard...The Arkansas line helped break 24 game or season school records on offense in 2010...Was crucial to QB Ryan Mallet's success who set the Arkansas single-season passing yards record with 3,869...Named the SEC Offensive Lineman of the Week for his performance following Arkansas' 38-31 victory at Mississippi State in 2010 when the Hogs piled up 488 yards of total offense...Started 8 games in 2008 as a guard, appearing in 11...Appeared in 8 games during his redshirt freshman season, starting the final 3 contests at RG including the Cotton Bowl against Missouri...Paved the way for Arkansas' offense to lead the SEC and set a school-record with 3,725 rushing yards in 2007...Redshirted in 2006.

PREP Considered a Top 100 prospect in the state of Texas coming out of Carter High School in Dallas...Was teammates with San Francisco 49er WR Michael Crabtree...Finished his high school career as an OG after starting out as an OT...As a senior led his team to a 11-1 record and a 2nd-round state playoff berth in Texas' largest class (5A).

TYRONE McKENZIE #58



POSITION: Linebacker
HEIGHT/WEIGHT: 6-2/245
DOB: 12-11-85
HOMETOWN: Riverview, FL

COLLEGE: South Florida
ACQUIRED: FA for 2011
NFL SEASON: 2
VIKINGS SEASON: 2

GAMES/STARTS (regular season, playoffs) 2010 (3/0-TB), 2011 (PS-Minn). **Total:** 3/0 (3/0-TB)

- Spent entire 2011 season on Vikings practice squad.
- Originally a 3rd-Round (#97) New England draft pick in 2009.

OFF THE FIELD Active with community outreach efforts focusing on child health...Married, the couple has 2 children...Holds bachelor's degree in business economics and minored in finance...Aspires to a career in coaching football, hoping to return the impact that coaches made on him...Worked overnight shift at a Hampton Inn during collegiate career at USF to help support his mother, who was unable to work due to injuries sustained in an automobile accident.

PRO Spent 2011 season on Vikings practice squad, joining Vikings on 9/7/11...Saw time in 3 games for Tampa Bay in 2010...Promoted from Buccaneers practice squad to the active roster for final 3 regular season games...Spent time on New England practice squad in 2010 after going through training

camp and preseason with the club...Had rookie season cut short by knee injury suffered during preseason...Originally entered NFL as a 3rd-round (#97) pick of New England in 2009.

2011 Spent entire season on Vikings practice squad after signing on 9/7...Spent training camp and preseason with Tampa Bay.

2010 Earned his way onto the field for the final 3 games of the season...Made NFL debut vs. Detroit (12/19)...Moved from practice squad to Bucs active roster on 12/14...Signed by Tampa Bay to practice squad on 11/9 following his release from the New England practice squad on 11/6...Released in New England final roster cuts on 9/5 and added to practice squad on 9/7...Spent training camp and preseason with New England, battling back from knee injury that sidelined him during rookie season.

2009 Spent rookie season on injured reserve with knee injury suffered during rookie mini camp...Entered NFL as a 3rd-Round Draft pick (#97 overall) by New England.

COLLEGE Spent time in 3 programs during his collegiate career- South Florida, Iowa State and Michigan State...Played in 49 career games with 36 starts...Was a 2nd-Team All-Big 12 honoree at Iowa State before transferring to South Florida to be closer to home following an auto accident that kept his mother from working...Ended college career at USF as a 1st-Team All-Big East honoree for the Bulls as a senior in 2008 and a 2nd-Team honoree as a junior in 2007...Set school record with

121 tackles as a junior...Played in 11 games as a true freshman at Michigan State in 2004 before transferring to Iowa State for the 2005 and 2006 seasons.

PREP Attended Riverview High in Tampa where he was a standout RB...Named All-Hillsborough County as a RB as a senior...Broke the 1,400-yard mark with 16 TDs as a senior...Had junior season cut short by injury...Qualified for state track meet in the 100m hurdles.

MCKENZIE'S NFL TOTALS

Year	GP/GS	Tackles				Sacks	INTs	PBU	TFL	QBH	FF/FR	Special Teams
		Solo	Asst.	Total								
2010 (TB)	3/0	1	2	3	0.0	0	0	0	0	0/0	5	
Totals	3/0	1	2	3	0.0	0	0	0	0	0/0	5	

SINGLE-GAME CAREER HIGHS

Tackles.....2.....@ New Orleans, 1/2/11

Special Teams Tackles3.....vs. Seattle, 12/26/10

MARVIN MITCHELL #55



POSITION: Linebacker
HEIGHT/WEIGHT: 6-3/246
DOB: 10-21-84
HOMETOWN: Norfolk, VA

COLLEGE: Tennessee
ACQUIRED: FA for 2012
NFL SEASON: 6
VIKINGS SEASON: 1

GAMES/STARTS (regular season, playoffs) 2007 (10/0-NO), 2008 (15/0-NO), 2009 (14/2-NO), 2010 (16/0-NO), 2011 (16/0-Mia). **Total-** 71/2 (55/2-NO, 16/0-Mia)

- Ranked 2nd among Dolphins in special teams tackles in 2011.
- Played on New Orleans' Super Bowl XLIV champion squad, starting title game when Saints opened in 3-4 alignment.

OFF THE FIELD Earned degree in sports management at Tennessee...Enjoys golf and skateboarding in his free time...Aspires to a career in coaching following his playing days.

PRO Spent opening 4 seasons of career with New Orleans before going to Miami for 2011 season...Notched 1st career INT in 2011, snaring a pass against NY Jets (1/1/12) in regular season finale, returning the pick 55 yards...Has a pair of sacks to his credit, notching 1 each in 2010 and 2011...Started a pair of games for New Orleans in 2009 as team went on to win Super Bowl XLIV...Played in 10 games as a rookie in 2007...Entered NFL as a 7th-round draft pick (#220) by New Orleans in 2007.

2011 Posted 1st career INT and had 2nd career sack during season...Ranked 2nd on team with 12 special teams tackles and added 18 tackles on defense in a reserve role...Saw action in all 16 games...Had season-high 5 tackles to go along with INT in regular season finale vs. NY Jets (1/1/12) in a 19-17 win, returning INT off Mark Sanchez for 55 yards...Sacked Philip Rivers at San Diego (10/2).

2010 Notched career-best 38 stops on defense and saw action in all 16 games...Started lone game of season in Wild Card Playoff game at Seattle (1/8/11)...Had season-best 5 solo tackles and his 1st career sack when he forced Joe Flacco out of bounds at Baltimore (12/19)...Forced a fumble, recovered a fumble, added a pass defended and 3 tackles at Tampa Bay

(10/17)...Forced a fumble on TE Heath Miller vs. Pittsburgh (10/31)...Recovered a fumble on goal line at Atlanta (12/27) to save a TD, adding 3 tackles and a pass defended during the game.

2009 Started 2 games during regular season and started Super Bowl XLIV when team opened in 3-4 alignment...Started 1st career game in season opener vs. Detroit (9/13), opening at ILB in 3-4 set and making 3 special teams stops...Opened regular season finale at Carolina (1/3/10) at MLB, notching career-best 9 tackles with 2 TFLs...Tied career-best with 3 special teams tackles vs. NY Giants (10/18).

2008 Saw time in 15 games...Recorded 15 special teams tackles...Made goal-line stop at Kansas City (11/16) and tied career-high with 3 special teams tackles.

2007 Made move from Saints practice squad to active roster, playing in 10 games...Signed from practice squad to 53-man roster on 10/6 and made NFL debut the next day vs. Carolina (10/7), credited with 1 special teams tackle...Had 3 special teams stops vs. Arizona (10/16)...Released by Saints following preseason on 9/1 in final roster cuts and signed to practice squad the following day on 9/2...Entered NFL as a 7th-round (#220 overall) draft pick by New Orleans.

COLLEGE Saw time in 40 career games with 15 starts for Tennessee...Served as team captain as a senior...Led team as a senior with 104 tackles...Started all 13 games as a senior...Started 2 of 11 games played as a junior.

PREP Standout TE and LB at Lake Taylor High in Norfolk, VA...Named team co-MVP as a senior...Earned All-District honors as a senior...Played basketball, ran track and threw shot put.

MITCHELL'S NFL TOTALS

Year	GP/GS	Tackles			Sacks	INTs	PBU	TFL	QBH	FF/FR	Special
		Solo	Asst.	Total							Teams
2007 (NO)	10/0	0	0	0	0.0	0	0	0.0	0	0/0	4
2008 (NO)	15/0	1	0	1	0.0	0	0	0.0	0	0/0	15
2009 (NO)	14/2	16	8	24	0.0	0	0	0.0	0	0/0	16
<i>Playoffs</i>	<i>3/1</i>	<i>2</i>	<i>2</i>	<i>4</i>	<i>0.0</i>	<i>0</i>	<i>0</i>	<i>0.0</i>	<i>0</i>	<i>0/0</i>	<i>1</i>
2010 (NO)	16/0	20	18	38	1.0	0	3	1.0	3	2/2	13
<i>Playoffs</i>	<i>1/1</i>	<i>1</i>	<i>0</i>	<i>1</i>	<i>0.0</i>	<i>0</i>	<i>0</i>	<i>0.0</i>	<i>0</i>	<i>0/0</i>	<i>0</i>
2011 (Mia)	16/0	15	3	18	1.0	1 (55)	2	1.0	2	1/0	12
Totals	71/2	52	29	81	2.0	1 (55)	5	2.0	5	3/2	60
<i>Playoffs</i>	<i>4/2</i>	<i>3</i>	<i>2</i>	<i>5</i>	<i>0.0</i>	<i>0</i>	<i>0</i>	<i>0.0</i>	<i>0</i>	<i>0/0</i>	<i>1</i>

SINGLE-GAME CAREER HIGHS

Tackles.....5.....vs. NY Jets, 1/1/12; @ Baltimore, 12/19/10
 Solos.....5.....@ Baltimore, 12/19/10
 Sacks.....1.0.....@ Baltimore, 12/19/10; @ San Diego, 10/2/11
 Interception.....1.....vs. NY Jets, 1/1/12
 Long INT Return.....55.....vs. NY Jets, 1/1/12

MITCHELL'S SACKS		
GAME	QB	SACK
@ Baltimore, 12/19/10	Joe Flacco	1.0
@ San Diego, 10/2/11	Philip Rivers	1.0
Total		2.0

MITCHELL'S INTERCEPTION		
GAME	QB	INTs
vs. NY Jets, 1/1/12	Mark Sanchez	1 (55)
Total		1 (55)

SOUNDERS OF THE SEASON

Starting in 2007, the Vikings introduced a new pregame tradition, the sounding of the Gjallarhorn. The popular lead-in to kickoff invites dignitaries, fans and alums to take part in the electric atmosphere surrounding a Vikings home game.

2007 MINNESOTA VIKINGS GJALLARHORN SOUNDERS

SOUNDER.....**GAME**
 Hub Meeds.....8/10/07 vs. St. Louis
 T.J. Johnson.....8/30/07 vs. Dallas
 Rick Craft.....9/9/07 vs. Atlanta
 Chuck Foreman.....9/30/07 vs. Green Bay
 Bud Grant.....10/28/07 vs. Philadelphia
 Jerry Burns.....11/4/07 vs. San Diego
 Carl Eller.....11/18/07 vs. Oakland
 Sgt. John Kriesel.....12/2/07 vs. Detroit
 Mark Parrish.....12/17/07 vs. Chicago
 Joe Mauer.....12/23/07 vs. Washington

2008 MINNESOTA VIKINGS GJALLARHORN SOUNDERS

SOUNDER.....**GAME**
 Dennis Koslowski.....8/8/8 vs. Seattle
 Ron Stolski.....8/23/08 vs. Pittsburgh
 Heath Farwell.....9/14/08 vs. Indianapolis
 Robert Griffith.....9/21/08 vs. Carolina
 Eric Hilgenberg.....10/12/08 vs. Detroit
 Mardy Fish.....11/2/08 vs. Houston
 Shawn Johnson.....11/9/08 vs. Green Bay
 John Randle.....11/30/08 vs. Chicago
 Paul Krause.....12/21/08 vs. Atlanta
 Syd Davy.....12/28/08 vs. NY Giants
 Robert Smith.....1/4/09 vs. Philadelphia

2009 MINNESOTA VIKINGS GJALLARHORN SOUNDERS

SOUNDER.....**GAME**
 Irv Cross.....8/21/09 vs. Kansas City
 Rufus Bess.....9/4/09 vs. Dallas
 Jim Marshall.....9/27/09 vs. San Francisco
 Randall McDaniel.....10/5/09 vs. Green Bay

Brock Lesnar.....10/18/09 vs. Baltimore
 MN National Guard 34th Infantry.....11/15/09 vs. Detroit
 Tom Kelly.....11/22/09 vs. Seattle
 Scott Studwell.....11/29/09 vs. Chicago
 Mick Tingelhoff.....12/13/09 vs. Cincinnati
 Neal Broten.....1/3/10 vs. NY Giants
 Joe Kapp.....1/17/10 vs. Dallas

2010 MINNESOTA VIKINGS GJALLARHORN SOUNDERS


SOUNDER.....**GAME**
 Stu Voigt.....8/28/10 vs. Seattle
 Greg Coleman.....9/2/10 vs. Denver
 Gene Washington.....9/19/10 vs. Miami
 Mike Morris.....9/26/10 vs. Detroit
 Michael Cuddyer.....10/17/10 vs. Dallas
 Sidney Rice.....11/7/10 vs. Arizona
 Fred Zamberletti.....11/21/10 vs. Green Bay
 Jeff Siemon.....12/5/10 vs. Buffalo

2011 MINNESOTA VIKINGS GJALLARHORN SOUNDERS

SOUNDER.....**GAME**
 Rich Frahm.....8/27/11 vs. Dallas
 J.T. Brown.....9/11/11 vs. Houston
 Mona Dohman.....9/18/11 vs. Tampa Bay
 Fred Cox.....9/25/11 vs. Detroit
 Tubby Smith.....10/9/11 vs. Arizona
 Chris Doleman.....10/23/11 vs. Green Bay
 Stan "Krusher" Kowalski.....11/20/11 vs. Oakland
 Paul Molitor.....12/4/11 vs. Denver
 Kevin Love.....12/18/11 vs. New Orleans
 Butch Clayman.....1/1/12 vs. Chicago

KICKOFF
 EXECUTIVES
 STAFF
 COACHES
 PLAYERS
 ROOKIES
 2011 SEASON
 RECORDS
 PLAYOFF RECORDS
 HISTORY
 EXTRA POINTS

All across Vikings
country - one bank
is proud to show
its horns. That's **us**



The U.S. Bank® Minnesota Vikings Visa® Check Card.
Apply today at your local U.S. Bank branch or visit us online.

Official Hometown Bank of the Minnesota Vikings.

All of **us** serving you®



 branch  usbank.com/checkcard

Deposit Products offered by U.S. Bank, Member FDIC. The issuer of this card is U.S. Bank National Association. ©2012 U.S. Bank National Association. All rights reserved. Minnesota Vikings and the Vikings logo are registered trademarks of NFL Properties, Inc. 120310 MMWR11750

ADRIAN PETERSON #28



POSITION: Running Back
HEIGHT/WEIGHT: 6-1/217
DOB: 3-21-85
HOMETOWN: Palestine, TX

COLLEGE: Oklahoma
ACQUIRED: D1 (#7) for 2007
NFL SEASON: 6
VIKINGS SEASON: 6

GAMES/STARTS (regular season, playoffs) 2007 (14/9), 2008 (16/15, 1/1), 2009 (16/15, 2/2), 2010 (15/15), 2011 (12/12). **Totals-** 73/66, 3/3.

- Holds Vikings career rushing TDs record and is poised to break career rushing yards record in only his 6th NFL season.
- Became the 1st Vikings RB to lead the NFL in rushing in 2008, setting the team record with 1,760 yards.
- Set NFL single-game rushing record with 296 yards vs. San Diego in 2007, the 8th game of his career.
- Has made trips to Africa in 2010 and 2011 working on hearing-related initiatives and charities.

OFF THE FIELD Coming back in 2012 from severe knee injury suffered at Washington (12/24/11)...Sponsors an AAU gir's basketball team, AD Elite, in Texas...Has taken mission trips to Africa in the 2010 and 2011 offseasons, working with Starkey Hearing to provide hearing aids to disadvantaged children and adults, joining other NFL stars on the trips...Works with youth through his All Day Foundation, with the motto "Giving Back Every Day, All Day"...Hosted Special Olympics of Minnesota Print, Pass and Kick events at Winter Park in 2008 and 2009... Comes from an athletic family as mother, Bonita Jackson, was a track and field star and father, Nelson Peterson, was a collegiate basketball player at Idaho State...His uncle, Ivory Lee Brown, was an NFL player and suited up for the Vikings in 1993...Endured the tragic loss of his brother as a youth and his stepbrother the night before the NFL Scouting Combine... Majored in sociology...Active yearly around Holiday season through "Shop With A Viking" program.

HONORS Named to **50 Greatest Vikings** team as part of 50th

RUN ON RECORDS

Adrian Peterson's assault on the NFL and Vikings record books has been historic in only 4 seasons, including setting the NFL's single-game rushing record as a rookie.

NFL SINGLE-GAME RUSHING

RB, GAME	YARDS
Adrian Peterson (Minn.) vs. San Diego, 11/4/07	296
Jamal Lewis (Balt.) vs. Cleveland, 9/14/03	295
Corey Dillon (Cinn.) vs. Denver, 10/22/00	278

VIKINGS TOP RUSHING GAMES

RB, GAME	YARDS
Adrian Peterson vs. San Diego, 11/4/07	296
Adrian Peterson @ Chicago, 10/14/07	224
Chuck Foreman @ Philadelphia, 10/24/78	200
Adrian Peterson vs. Green Bay, 11/9/08	192
Adrian Peterson @ Cleveland, 9/13/09	180

VIKINGS TOP RUSHING SEASONS

RB, SEASON	YARDS
Adrian Peterson, 2008	1,760
Robert Smith, 2000	1,521
Adrian Peterson, 2009	1,383
Adrian Peterson, 2007	1,341
Adrian Peterson, 2010	1,298



season celebration in 2010...2008 and 2009 Associated Press **All-Pro** 1st Team...2008 **Bert Bell Player of the Year** Award by Maxwell Club...2008 **FedEx Ground Player of the Year**...2007, 2008, 2009, 2010 **Pro Bowl** selection...**Pro Bowl MVP** as rookie...2007 Associated Press **Offensive Rookie of the Year**...2007 **Diet Pepsi NFL Rookie of the Year**...2007 Associated Press **All-Pro** 2nd Team...2007 and 2008 **Vikings Offensive MVP** as voted by teammates...2007 Pro Football Weekly **All-Rookie Team**...NFL **Rookie of the Month** in September 2007 and October 2007...**NFC Offensive Player of the Week** at Chicago (10/14/07), vs. San Diego (11/4/07), vs. Green Bay (11/9/08), vs. Detroit (9/26/10), vs. Arizona (10/9/11)...**FedEx Ground Player of the Week** at Chicago (10/14/07), vs. San Diego (11/4/07), vs. Arizona (10/9/11).

PRO In 5 seasons with the Vikings he has posted 4 of the top 5 single-season rushing yardage marks in club history- #1, #3, #4 and #5...Holds Vikings career record with 64 rushing TDs... Ranks 2nd in Vikings history for career rushing yards, 66 yards behind Robert Smith (6,818 to 6,752)...Ranks 2nd in team history for career 100-yard rushing games with 27, trailing Robert Smith's 29...Set Vikings record with 18 rushing TDs in 2009 and ranks 2nd in team history for total TDs in a season, trailing Chuck Foreman's 22 in 1975...Set Vikings single-season rushing record with 1,760 yards in 2008...Set a **Pro Bowl** record for career rushing TDs with 4...Became the 1st Viking to lead the NFL in rushing in 2008...Tabbed by the Maxwell Club as the **Bert Bell Award** winner as the Player of the Year...Re-wrote the Vikings rookie record book with one of the biggest debut seasons in NFL history en route to the NFL **Offensive Rookie of the Year** and **Diet Pepsi NFL Rookie of the Year** awards...Set NFL single-game rushing mark with 296 yards vs. San Diego (11/4/07)...Came to the Vikings as the 10th RB selected by the team in the 1st round...The only Vikings RBs selected as high or higher were Tommy Mason (#1, 1961), Clinton Jones (#2, 1967) and Darrin Nelson (#7, 1982)...The lone OU Sooner drafted by the Vikings in the 1st round.

2011 Ran for 970 yards in 12 games during the season, falling just 66 yards shy of the Vikings career rushing yards record...Broke the Vikings career rushing TDs record vs. Tampa Bay (9/18) with his 53rd career score on a 1-yard run in the 1st quarter...Missed 3 games following ankle injury suffered vs.

Oakland (11/20)...Had season cut short by knee injury at Washington (12/24), going on injured reserve before the season finale...Ended season with 12 rushing TDs, giving him 64 for his career...Ranked 3rd in NFL with 12 rushing TDs...Broke the 100-yard mark 3 times during the season, moving his career total to 27...Tied Vikings record and career-best with 3 rushing TDs vs. Arizona (10/9) in the 1st win of the season...Named **NFC Offensive Player of the Week** and **FedEx Ground Player of the Week** vs. Arizona...Posted season-best 175 yards on the ground vs. Green Bay (10/23).

2010 Earned 4th trip to **Pro Bowl**...Rushed for 1,298 yards, the 5th-best total in team history...Tied for Vikings career rushing TDs record with 52, matching total of Chuck Foreman and Bill Brown...Tied for the 5th-best mark in Vikings history with 12 rushing TDs...Notched career-long rush with 80-yard TD burst vs. Detroit (9/26)...Moved into 3rd place in team history for career rushing yards with 5,782...Had 5 games with 100+ yards rushing, giving him 24 games over the 100-yard mark for his career...Notched his 4th career 3-rushing TD game vs. Buffalo (12/5)...Had a streak of 350 offensive touches without a fumble (11/29/09-12/28/10), the 2nd-longest streak in Vikings history.

2009 Earned 1st-Team Associated Press **All-Pro** and selected to the **Pro Bowl**...Set Vikings record with 18 rushing TDs and led all NFL non-kickers in scoring...Posted the 3rd-highest single-season rushing total in team history...Teamed with Sidney Rice to form the NFL's top rushing-receiving tandem with a combined 2,695 yards (1,383 rushing/1,312 receiving)...Moved into tie for 3rd in team history with 40 career rushing TDs...Moved into 2nd in Vikings history with 19 career 100-yard rushing games...Ranked 2nd in the NFL in rushing yards...Had career-best 43 receptions for 436 yards...Ran for 3 TDs to set a team playoff record and tied a team playoff record with 3 total TDs with his performance at New Orleans (1/24/10) in NFC Championship game...His 122 rushing yards at New Orleans are the 3rd-most in a playoff game in Vikings history...Set a Vikings opening-day record with 180 yards rushing at Cleveland (9/13).

2008 Led NFL in rushing and set Vikings single-season record with 1,760 yards, becoming the 1st Vikings RB to lead the League in rushing yards...Recognized by Maxwell Club with the **Bert Bell Player of the Year** award, 1st-Team Associated Press **All-Pro** honoree, **Pro Bowl** starter and voted by teammates as **Vikings Offensive MVP**...Tied for 2nd in Associated Press voting for Offensive Player of the Year and finished 4th in AP polling for NFL MVP...Set Vikings record with 10 games over the 100-yard mark...Set team record for rushing attempts with 363, breaking the old record held by Chester Taylor in 2006 by 60 carries...Set Vikings record for yards rushing per game at 110.0...Ran for 192 yards vs. Green Bay (11/9), the 4th-best single-game rushing total in team history, giving him the 1st, 2nd and 4th-most rushing yards in a game in Vikings history...Named the **NFC Offensive Player of the Week** for his performance vs. Green Bay (11/9) along with **FedEx Ground Player of the Week**...Earned **FedEx Ground Player of the Week** honors for games vs. Houston (11/2) and at Arizona (12/14).

2007 Burst into the NFL scene with a record-breaking rookie season...Earned **Offensive Rookie of the Year** honors from Associated Press and Diet Pepsi **Rookie of the Year**...Named a starter in the **Pro Bowl** and earned MVP of the game...Led the NFC with 1,341 rushing yards, ranked 2nd in the NFL and had the 2nd-best single season in Vikings history...Set an NFL single-game record with 296 rushing yards vs. San Diego (11/4), breaking the old record of 295 by Jamal Lewis...Set the #1 and #2 single-game rushing totals in Vikings history with the 296 vs. San Diego and 224 at Chicago (10/14)...Ranked 1 behind the Vikings single-season record with 12 rushing TDs...Teamed with Chester Taylor to set a Vikings record for combined rushing yards with 2,185...The Vikings set a team rushing record with 2,634 yards and helped team rank #1 in the NFL in rushing offense...Led the NFL in rushing yards per game with 95.8...Set Vikings record with an average of 5.6 yards per carry...Set Vikings record with 4 rushes of 50+ yards during the season

ALL DAY, ALL THE WAY

Adrian Peterson has flashed his dynamic playmaking ability and scorched defenses for big plays since entering the NFL. He has already etched his name throughout the Vikings record book in 5 seasons and has been an NFL leader.

NFL TOUCHDOWNS 2007-11

PLAYER	TDs
Adrian Peterson.....	67
Maurice Jones-Drew.....	58

VIKINGS CAREER RUSHING YARDS

RB	YARDS
Robert Smith, 1993-2000.....	6,818
Adrian Peterson, 2007-11.....	6,752
Chuck Foreman, 1973-79.....	5,879

100-YARD GAMES IN A CAREER BY VIKINGS

RB	GAMES
Robert Smith.....	29
Adrian Peterson.....	27
Chuck Foreman.....	17

100-YARD GAMES IN A SEASON BY VIKINGS

RB, SEASON	GAMES
Adrian Peterson, 2008.....	10
Robert Smith, 2000.....	8
Adrian Peterson, 2007.....	6
Robert Smith, 1997.....	6

VIKINGS RUSHING TDs IN A SEASON

RB, SEASON	TDs
Adrian Peterson, 2009.....	18
Terry Allen, 1992.....	13
Chuck Foreman, 1976.....	13
Chuck Foreman, 1975.....	13
Adrian Peterson, 2007.....	12
Adrian Peterson, 2010.....	12
Adrian Peterson, 2011.....	12

VIKINGS RUSHING TDs IN A CAREER

RB, SEASONS	TDs
Adrian Peterson, 2007-11.....	64
Bill Brown, 1962-74.....	52
Chuck Foreman, 1973-79.....	52
Ted Brown, 1979-86.....	40

MOST CAREER 50+ RUNS IN VIKINGS HISTORY

PLAYER, SEASONS	50+ YARD RUNS
Robert Smith, 1993-2000.....	12
Adrian Peterson, 2007-11.....	11
Michael Bennett, 2001-05.....	4
Tommy Mason, 1961-66.....	4

and tied a Vikings record with 7 plays of 50+ yards (4 runs, 1 reception, 2 kickoff returns).

COLLEGE A 3-time All-Big 12 1st-Team honoree...2004 Heisman Trophy runner-up...2004 AP 1st-Team All-America, the 1st OU true freshman to earn the honor and the 1st true freshman on the team since 1996 (Dre Bly)...Played 31 games over 3 seasons...Set the school record with 1,925 yards as a freshman in 2004, breaking Billy Sims' record of 1,896 in 1978...Broke Ron Dayne's NCAA freshman rushing record...Ranks 3rd in OU history with 4,045 yards and 4th with 41 rushing TDs...The only OU RBs with more career yards are Billy Sims and Joe Washington...Broke the 100-yard mark 22 times in 31 games.

PREP Was the consensus national player of the year as a senior at Palestine (TX) High...Broke the 2,000-yard mark as a junior and senior...Competed in basketball and track.

PETERSON'S NFL TOTALS

Year	GP/GS	RUSHING					RECEIVING				
		No.	Yds.	Avg.	Lg	TD	No.	Yds.	Avg.	Lg	TD
2007 (Minn).....	14/9	238	1,341	5.6	73t	12	19	268	14.1	60t	1
2008 (Minn).....	16/15	363	1,760	4.8	67t	10	21	125	6.0	16	0
<i>Playoffs</i>	1/1	20	83	4.2	40t	2	0	0	0.0	0	0
2009 (Minn).....	16/15	314	1,383	4.4	64t	18	43	436	10.1	63	0
<i>Playoffs</i>	2/2	51	185	3.6	27	3	3	33	11.0	19	0
2010 (Minn).....	15/15	283	1,298	4.6	80t	12	36	341	9.5	34	1
2011 (Minn).....	12/12	208	970	4.7	54	12	18	139	7.7	22	1
Total	73/66	1,406	6,752	4.8	80t	64	137	1,309	9.6	63	3
<i>Playoffs</i>	<i>3/3</i>	<i>71</i>	<i>268</i>	<i>3.8</i>	<i>40t</i>	<i>5</i>	<i>3</i>	<i>33</i>	<i>11.0</i>	<i>19</i>	<i>0</i>

KICKOFF RETURNS

Year	GP/GS	No.	Yds.	Avg.	Lg	TD
2007 (Minn).....	14/9	16	412	25.8	53	0
2008 (Minn).....	16/15	1	16	16.0	16	0
<i>Playoffs</i>	1/1	1	20	20.0	20	0
2009 (Minn).....	16/15	0	0	0.0	0	0
<i>Playoffs</i>	2/2	0	0	0.0	0	0
2010 (Minn).....	15/15	0	0	0.0	0	0
Total	61/54	17	428	25.2	53	0
<i>Playoffs</i>	<i>3/3</i>	<i>1</i>	<i>20</i>	<i>20.0</i>	<i>20</i>	<i>0</i>

SINGLE-GAME CAREER HIGHS

Rushing Attempts.....	30	vs. San Diego, 11/4/07; vs. Green Bay, 11/9/08
Rushing Yards.....	296	vs. San Diego, 11/4/07
Long Rush.....	80t	vs. Detroit, 9/26/10
Rushing TDs.....	3	@ Chi., 10/14/07; vs. SD, 11/4/07; @ Clev., 9/13/09; vs. Buff., 12/5/10; vs. Ariz., 10/9/11
Receptions.....	6	@ Arizona, 12/6/09
Receiving Yards.....	73	@ Carolina, 12/20/09
Receiving TD.....	1	vs. Atlanta, 9/9/07; vs. Arizona, 11/7/10
Long Reception.....	63	@ Carolina, 12/20/09
Kickoff Returns.....	4	@ Chicago, 10/14/07
Kickoff Return Yards.....	128	@ Chicago, 10/14/07
Long Kickoff Return.....	53	@ Chicago, 10/14/07



Adrian Peterson and Head Coach Leslie Frazier officially dedicated a new playground at Sheridan Arts Magnet School in Northeast Minneapolis in June 2012, the 7th consecutive offseason that the Vikings have given a local school a true home field advantage with a new playground.

PETERSON'S TOUCHDOWNS

Game (*playoffs)	Play
vs. Atlanta, 9/9/07.....	60 pass from T. Jackson
@ Kansas City, 9/23/07.....	11 run
@ Chicago, 10/14/07.....	67 run, 73 run, 35 run
@ Dallas, 10/21/07.....	20 run
vs. San Diego, 11/4/07.....	1 run, 64 run, 46 run
vs. Detroit, 12/2/07.....	16 run, 13 run
vs. Chicago, 12/17/07.....	1 run, 8 run
@ Green Bay, 9/8/08.....	3 run
@ Tennessee, 9/28/08.....	28 run, 3 run
@ Chicago, 10/19/08.....	1 run, 54 run
vs. Houston, 11/2/08.....	1 run
vs. Green Bay, 11/9/08.....	29 run
@ Jacksonville, 11/23/08.....	16 run
vs. Chicago, 11/30/08.....	1 run
vs. NY Giants, 12/30/08.....	67 run
vs. Philadelphia, 1/4/09*.....	40 run, 3 run
@ Cleveland, 9/13/09.....	1 run, 1 run, 64 run
@ Detroit, 9/20/09.....	27 run
vs. Green Bay, 10/5/09.....	1 run
@ St. Louis, 10/11/09.....	5 run, 7 run
@ Pittsburgh, 10/25/09.....	2 run
@ Green Bay, 11/1/09.....	1 run
vs. Detroit, 11/15/09.....	22 run, 1 run
vs. Chicago, 11/29/09.....	5 run
vs. Cincinnati, 12/13/09.....	1 run, 3 run
@ Carolina, 12/20/09.....	4 run
@ Chicago, 12/28/09.....	1 run, 1 run
vs. NY Giants, 1/3/10.....	1 run
@ New Orleans, 1/24/10*.....	19 run, 1 run, 2 run
vs. Miami, 9/19/10.....	1 run
vs. Detroit, 9/26/10.....	6 run, 80 run
vs. Dallas, 10/17/10.....	1 run
@ Green Bay, 10/24/10.....	1 run
@ New England, 10/31/10.....	1 run
vs. Arizona, 11/7/10.....	12 pass from B. Favre, 4 run
@ Washington, 11/28/10.....	5 run
vs. Buffalo, 12/5/10.....	2 run, 3 run, 43 run
@ Philadelphia, 12/28/10.....	1 run
vs. Tampa Bay, 9/18/11.....	1 run, 9 run
vs. Detroit, 9/25/11.....	6 run
vs. Arizona, 10/9/11.....	4 run, 24 run, 14 run
@ Chicago, 10/16/11.....	4 run
vs. Green Bay, 10/23/11.....	1 run
@ Carolina, 10/30/11.....	19 pass from C. Ponder, 9 run
@ Green Bay, 11/14/11.....	3 run
vs. Oakland, 11/20/11.....	12 run
@ Washington, 12/24/11.....	1 run
Total.....	72 (67 regular season- 64 rushing, 3 receiving)

PETERSON'S 100-YARD RUSHING DAYS

GAME (+starts; *playoffs)	YARDS-ATT-TD
vs. Atlanta, 9/9/07.....	103-19-0
@ Kansas City, 9/23/07+.....	102-25-1
vs. Green Bay, 9/30/07.....	112-12-0
@ Chicago, 10/14/07+.....	224-20-3
vs. San Diego, 11/4/07+.....	296-30-3
vs. Detroit, 12/2/07+.....	116-15-2
@ Green Bay, 9/8/08+.....	103-19-1
vs. Indianapolis, 9/14/08+.....	160-29-0
vs. Detroit, 10/12/08+.....	111-25-0
@ Chicago, 10/19/08+.....	121-22-2
vs. Houston, 11/2/08+.....	139-25-1
vs. Green Bay, 11/9/08+.....	192-30-1
vs. Chicago, 11/30/08+.....	131-28-1
@ Detroit, 12/7/08+.....	105-22-0
@ Arizona, 12/14/08+.....	165-28-0
vs. NY Giants, 12/28/08+.....	103-21-1
@ Cleveland, 9/13/09+.....	180-25-3
vs. Baltimore, 10/18/09+.....	143-22-0
vs. Detroit, 11/15/09+.....	133-18-2
@ New Orleans, 1/24/10*+.....	122-25-3
vs. Miami, 9/19/10+.....	28-145-1
vs. Detroit, 9/26/10+.....	23-160-2
@ Green Bay, 10/24/10+.....	28-131-1
vs. Buffalo, 12/5/10+.....	16-107-3
@ Philadelphia, 12/28/10+.....	22-118-1
vs. Tampa Bay, 9/18/11+.....	25-120-2
vs. Arizona, 10/9/11+.....	29-122-3
vs. Green Bay, 10/23/11+.....	24-175-1

BIG PLAY POTENTIAL

Adrian Peterson has showcased his ability to change games by running the ball, catching passes and fielding returns.

PETERSON'S LONGEST PLAYS

OPPONENT	PLAY
vs. Detroit, 9/26/10.....	80t rush
at Chicago, 10/14/07.....	73t rush
vs. NY Giants, 12/28/08.....	67t rush
at Chicago, 10/14/07.....	67t rush
at Cleveland, 9/13/09.....	64t rush
vs. San Diego, 11/4/07.....	64t rush
at Carolina, 12/20/09.....	63 reception
vs. Atlanta, 9/9/07.....	60t reception
vs. Chicago, 11/30/08.....	59 rush
vs. Baltimore, 10/18/09.....	58 rush
vs. Green Bay, 9/30/07.....	55 rush
at Chicago, 10/19/08.....	54t rush
vs. Green Bay, 10/23/11.....	54 rush
at Chicago, 10/14/07.....	53 kickoff return
vs. Green Bay, 9/30/07.....	51 kickoff return

DYNAMIC DUO

Adrian Peterson and Toby Gerhart both posted 500+ rushing yards on the season, a feat that occurred for only the 12th time in team history. With another season both topping 500 yards, Peterson and Gerhart can join Bill Brown and Tommy Mason in 1964 and 1965 as the only tandem to break the mark twice.

VIKINGS DUOS WITH 500+ RUSHING YARDS

RUSHERS	TOTAL YARDS/SEASON
Adrian Peterson (970), Toby Gerhart (531).....	1,501/2011
Adrian Peterson (1,305), Chester Taylor (844).....	2,185/2007
Moe Williams (745), Onterio Smith (579).....	1,324/2003
Robert Smith (1,015), Leroy Hoard (555).....	1,570/1999
Herschel Walker (825), Terry Allen (563).....	1,388/1991
Herschel Walker (669), Rick Fenney (588).....	1,257/1989
Rickey Young (708), Bill Brown (551).....	1,259/1979
Chuck Foreman (777), Dave Osborn (514).....	1,291/1974
Bill Brown (805), Clinton Jones (536).....	1,341/1968
Dave Osborn (972), Bill Brown (610).....	1,582/1967
Bill Brown (699), Tommy Mason (597).....	1,296/1965
Bill Brown (866), Tommy Mason (691).....	1,557/1964

PETERSON'S CAREER GAME-BY-GAME (* Starts)

2007	MINNESOTA	Att.	RUSHING				No.	RECEIVING			
			Yards	Avg.	Long	TD		Yards	Avg.	Long	TD
9/9	Atlanta.....	19	103	5.4	15	0	1	60	60.0	60t	1
9/16	@ Detroit*.....	20	66	3.3	11	0	4	52	13.0	24	0
9/23	@ Kansas City*.....	25	102	4.1	16	1	3	48	16.0	35	0
9/30	Green Bay.....	12	112	9.3	55	0	1	6	6.0	6	0
10/14	@ Chicago*.....	20	224	11.2	73t	3	1	9	9.0	9	0
10/21	@ Dallas.....	12	63	5.3	20t	1	1	12	12.0	12	0
10/28	Philadelphia*.....	20	70	3.5	17	0	0	0	0.0	0	0
11/4	San Diego*.....	30	296	9.9	64t	3	1	19	19.0	19	0
11/11	@ Green Bay*.....	11	45	4.1	12	0	3	14	4.7	11	0
11/18	Oakland.....	INACTIVE									
11/25	@ NY Giants.....	INACTIVE									
12/2	Detroit*.....	15	116	7.7	28	2	1	10	10.0	10	0
12/9	@ San Francisco.....	14	3	0.2	4	0	0	0	0.0	0	0
12/17	Chicago*.....	20	78	3.9	28	2	1	17	17.0	17	0
12/23	Washington*.....	9	27	3.0	18	0	2	21	10.5	14	0
12/30	@ Denver.....	11	36	3.3	8	0	0	0	0.0	0	0
Totals	GP/GS: 14/9	238	1,341	5.6	73t	12	19	268	14.1	60t	1
2008	MINNESOTA	Att.	Yards	Avg.	Long	TD	No.	Yards	Avg.	Long	TD
9/8	@ Green Bay*.....	19	103	5.4	34	1	1	11	11.0	11	0
9/14	Indianapolis*.....	23	160	5.5	29	0	4	20	5.0	13	0
9/21	Carolina*.....	17	77	4.5	14	0	0	0	0.0	0	0
9/28	@ Tennessee*.....	18	80	4.4	28t	2	4	21	5.3	8	0
10/6	@ New Orleans*.....	21	32	1.5	7	0	1	9	9.0	9	0
10/12	Detroit*.....	25	111	4.4	13	0	1	-5	-5.0	-5	0
10/19	@ Chicago*.....	22	121	5.5	54t	2	1	9	9.0	9	0
11/2	Houston*.....	25	139	5.6	40	1	0	0	0.0	0	0
11/9	Green Bay*.....	30	192	6.4	29t	1	3	33	11.0	16	0
11/16	@ Tampa Bay*.....	19	85	4.5	22	0	1	3	3.0	3	0
11/23	@ Jacksonville.....	17	80	4.7	21	1	0	0	0.0	0	0
11/30	Chicago*.....	28	131	4.7	59	1	2	-1	-0.5	1	0
12/7	@ Detroit*.....	22	105	4.8	25	0	1	15	15.0	15	0
12/14	@ Arizona*.....	28	165	5.9	32	0	0	0	0.0	0	0
12/21	Atlanta*.....	22	76	3.5	17	0	2	16	8.0	11	0
12/30	NY Giants*.....	12	103	4.9	67t	1	0	0	0.0	0	0
Totals	GP/GS: 16/15	363	1,760	4.8	67t	10	21	125	6.0	16	0
PLAYOFFS											
1/4/09	Philadelphia.....	20	83	4.2	40t	2	0	0	0.0	0	0
2009	MINNESOTA	Att.	Yards	Avg.	Long	TD	No.	Yards	Avg.	Long	TD
9/13	@ Cleveland*.....	25	180	7.2	64t	3	1	18	18.0	18	0
9/20	@ Detroit*.....	15	92	6.1	27t	1	4	24	6.0	11	0
9/27	San Francisco*.....	19	85	4.5	35	0	2	14	7.0	9	0
10/5	Green Bay*.....	25	55	2.2	12	1	1	0	0.0	0	0
10/11	@ St. Louis*.....	14	63	4.5	15	2	2	6	3.0	9	0
10/18	Baltimore*.....	22	143	6.5	58	0	4	23	5.8	10	0
10/25	@ Pittsburgh.....	18	69	3.8	19	1	4	60	15.0	29	0
11/1	@ Green Bay*.....	25	97	3.9	33	1	1	44	44.0	44	0
11/15	Detroit*.....	18	133	7.4	43	2	2	10	5.0	11	0
11/22	Seattle*.....	24	82	3.4	16	0	4	16	4.0	11	0
11/29	Chicago*.....	25	85	3.4	15	1	2	18	9.0	14	0
12/6	@ Arizona*.....	13	19	1.5	11	0	6	46	7.7	21	0
12/13	Cincinnati*.....	26	97	3.7	15	2	3	40	13.3	28	0
12/20	@ Carolina*.....	12	35	2.9	10	1	3	73	24.3	63	0
12/28	@ Chicago*.....	24	94	3.9	10	2	3	43	14.3	16	0
1/3/10	NY Giants*.....	9	54	6.0	23	1	1	1	1.0	1	0
Totals	GP/GS: 16/15	314	1,383	4.4	64t	18	43	436	10.1	63	0
PLAYOFFS											
1/17/10	Dallas*.....	26	63	2.4	11	0	1	19	19.0	19	0
1/24/10	@ New Orleans*.....	25	122	4.9	27	3	2	14	7.0	11	0

		RUSHING							RECEIVING				
2010	MINNESOTA	Att.	Yards	Avg.	Long	TD	No.	Yards	Avg.	Long	TD		
9/9	@ New Orleans*	19	87	4.6	14	0	3	14	4.7	11	0		
9/19	Miami*	28	145	5.2	23	1	5	42	8.2	16	0		
9/26	Detroit*	23	160	7.0	80t	2	5	30	6.0	17	0		
10/11	@ NY Jets*	18	88	4.9	30	0	1	20	20.0	20	0		
10/17	Dallas*	24	73	3.0	15	1	1	-2	-2.0	-2	0		
10/24	@ Green Bay*	28	131	4.7	17	1	2	41	20.5	26	0		
10/31	@ New England*	25	92	3.7	9	1	5	50	10.0	25	0		
11/7	Arizona*	15	81	5.4	30	1	4	63	15.8	33	1		
11/14	@ Chicago*	17	51	3.0	20	0	4	24	6.0	8	0		
11/21	Green Bay*	14	72	5.1	25	0	1	16	16.0	16	0		
11/28	@ Washington*	6	36	6.0	14	0	1	34	34.0	34	0		
12/5	Buffalo*	16	106	6.7	43t	3	1	1	1.0	1	0		
12/13	NY Giants*	14	26	1.9	7	0	0	0	0.0	0	0		
12/20	Chicago		INACTIVE										
12/28	@ Philadelphia*	22	118	5.4	27	1	1	11	11.0	11	0		
1/2/11	@ Detroit*	14	31	2.2	10	0	2	-2	-1.0	6	0		
Totals	GP/GS: 15/15	283	1,298	4.6	80t	12	36	341	9.5	34	1		

2011	MINNESOTA	Att.	Yards	Avg.	Long	TD	No.	Yards	Avg.	Long	TD
9/11	@ San Diego*	16	98	6.1	46	0	2	6	3.0	4	0
9/18	Tampa Bay*	25	120	4.8	19	2	2	21	10.5	10	0
9/25	Detroit*	17	78	5.0	43	1	4	19	4.8	7	0
10/2	@ Kansas City*	23	80	3.5	14	0	1	3	3.0	3	0
10/9	Arizona*	29	122	4.2	24	3	0	0	0.0	0	0
10/16	@ Chicago*	12	39	3.3	8	1	1	0	0.0	0	0
10/23	Green Bay*	24	175	7.3	54	1	1	0	0.0	0	0
10/30	@ Carolina*	20	83	4.1	15	1	5	76	15.2	22	1
11/14	Green Bay*	14	51	3.6	13	1	0	0	0.0	0	0
11/20	Oakland*	6	26	4.3	12t	1	0	0	0.0	0	0
11/27	@ Atlanta		INACTIVE								
12/4	Denver		INACTIVE								
12/11	@ Detroit		INACTIVE								
12/18	New Orleans*	10	60	6.0	39	0	0	0.0	0	0	0
12/24	@ Washington*	12	38	3.2	12	1	2	14	7.0	9	0
1/1/12	Chicago		INJURED RESERVE								
Totals	GP/GS: 12/12	208	970	4.7	54	12	18	139	7.7	22	1

**PETERSON VS. THE NFL (REGULAR SEASON AND PLAYOFFS)
VS. THE AMERICAN FOOTBALL CONFERENCE**

TEAM	G/S	Att.	Yards	TD	Rec.	Yards	TD
Baltimore	1/1	22	143	0	4	23	0
Buffalo	1/1	16	107	3	1	1	0
Cincinnati	1/1	26	97	2	3	40	0
Cleveland	1/1	25	180	3	1	18	0
Denver	1/0	11	36	0	0	0	0
Houston	1/1	25	139	1	0	0	0
Indianapolis	1/1	29	160	0	4	20	0
Jacksonville	1/0	17	80	0	0	0	0
Kansas City	2/2	48	182	1	4	51	0
Miami	1/1	28	145	1	5	41	0
New England	1/1	25	92	1	5	50	0
NY Jets	1/1	18	88	0	1	20	0
Oakland	1/1	6	26	1	0	0	0
Pittsburgh	1/0	18	69	1	4	60	0
San Diego	2/2	46	394	3	3	25	0
Tennessee	1/1	18	80	2	4	21	0

**PETERSON VS. THE NFL (REGULAR SEASON AND PLAYOFFS)
VS. THE NATIONAL FOOTBALL CONFERENCE**

TEAM	G/S	Att.	Yards	TD	Rec.	Yards	TD
Arizona	4/4	85	387	4	10	109	1
Atlanta	2/1	41	179	0	3	76	1
Carolina	3/3	49	195	2	8	149	1
Chicago	8/8	168	823	12	15	119	0
Dallas	3/2	62	199	2	3	29	0
Detroit	9/9	169	892	8	24	153	0
Green Bay	10/9	202	1,033	7	14	165	0
New Orleans	4/4	75	301	3	6	37	0
NY Giants	3/3	44	183	2	1	1	0
Philadelphia	3/3	62	271	3	1	11	0
San Francisco	2/1	33	88	0	2	14	0
Seattle	1/1	24	82	0	4	16	0
St. Louis	1/1	14	63	2	2	6	0
Tampa Bay	2/2	44	205	2	3	18	0
Washington	3/3	27	101	2	5	69	0

CHRISTIAN PONDER #7



POSITION: Quarterback
HEIGHT/WEIGHT: 6-2/229
DOB: 2-25-88
HOMETOWN: Colleyville, TX

COLLEGE: Florida State
ACQUIRED: D1 (#12) for 2011
NFL SEASON: 2
VIKINGS SEASON: 2

GAMES/STARTS (regular season, playoffs) 2011 (11/10). **Total** 11/10.

- Tied Vikings record with 10 starts as a rookie QB in 2011.
- Father, David, was a DT at FSU from 1980-83 who went on to play for the Dallas Cowboys and in the Canadian Football League.

OFF THE FIELD Took part in Minneapolis Polar Bear Plunge in winter 2012...Served as keynote speaker at fundraising fishing tournament that supported Minnesota Teen Challenge, a charity for substance abuse...Helped athletes during the Special Olympics Minnesota Punt, Pass and Kick event in spring 2012... Earned bachelor's degree in finance in only 2 1/2 years at FSU and went on to earn his MBA, playing his final season of football for the Seminoles with both degrees in hand, earning the bachelor's in May 2008 and MBA in May 2010...Earned National Football Foundation/College Football Hall of Fame Scholar-Athlete Award...Father, David Ponder, was a DT for FSU from 1980-83 who played for Dallas in 1985.

HONORS Named inaugural **Vikings Children's Fund Rookie of the Year** for 2011.

PRO Became the 3rd QB drafted in the 1st round by the Vikings, joining Tommy Kramer (#27, 1977) and Daunte Culpepper (#11, 1999)...Last QB from FSU drafted by the Vikings was Brad Johnson (9th round, 1992)...Was the 4th QB selected in the 2011 Draft following Cam Newton, Jake Locker and Blaine Gabbert.

2011 Started final 10 games of season, matching Fran Tarkenton for team record for starts by a rookie QB and tied Tarkenton's team record with 2 wins as a rookie...Set Vikings record for passing yards in a game with 381 vs. Denver (12/4), breaking Tarkenton's 51-year-old record by over 100 yards...Had a pair of games with a 100+ passer rating...Set team records for attempts, completions and completion % by a rookie QB for a season and single-game rookie records passing attempts, completions and longest pass play...Ranks 2nd among Vikings

ROOKIE REAPS RECORDS

Christian Ponder made a splash in 2011 as a rookie QB for the Vikings and made his mark on the Vikings record book along the way.

LONGEST PASS BY A VIKINGS ROOKIE QB
PLAYER, GAME **YARDS**
C. Ponder to M. Jenkins, vs. Green Bay, (10/23/11).....72
 F. Tarkenton to G. Smith, @ San Francisco, (11/26/61) ..71t

PASSING YARDS BY A VIKINGS ROOKIE QB
PLAYER, GAME **YARDS**
Christian Ponder vs. Denver, (12/4/11)381
 Fran Tarkenton vs. San Francisco, (11/26/61).....277

STARTS BY A VIKINGS ROOKIE QB
PLAYER, SEASON **STARTS**
Christian Ponder, 201110
 Fran Tarkenton, 196110

rookie QBs for passing TDs in a season and passing yards in a season...Started 1st career game vs. Green Bay (10/23) and set Vikings record on 1st play from scrimmage with a 72-yard pass to Michael Jenkins, the longest pass play by a Vikings rookie QB...Saw 1st game action of career at Chicago (10/16) on Sunday Night Football...Earned 1st career win at Carolina (10/30) in 2nd career start, taking team on a 7-minute drive in the 4th quarter for a game-winning FG in the 24-21 win...Started win at Washington (12/24) but left in 3rd quarter with concussion, relieved by backup Joe Webb.

COLLEGE Ended Seminoles career ranked 3rd in school history with 22 career wins...Started 12 games as a senior, 9 as a junior and 13 as a sophomore...Named FSU offensive MVP as a sophomore in 2008...As a senior, became the 1st FSU QB to lead team to wins over Miami and Florida in the same season since Chris Weinke in 1999...As a senior, was a finalist for the Johnny Unitas Golden Arm Award...Was finalist for Wuertffel Trophy, Maxwell Award and Manning Award as a junior... Threw a TD pass in 25 of his final 34 games...Threw a TD in 10 of 12 games as a senior, only shut out in loss at Oklahoma and in Chick-Fil-A Bowl vs. South Carolina when he attempted only 5 passes before leaving game with concussion...Left FSU ranked among the all-time school leaders in career completion percentage (2nd, 61.8%), career total offense (3rd, 7,705 yds), career completions (3rd, 596), career passing yards (4th, 6,872) and career passing TDs (5th, 49)...Threw for career-high 20 TDs as a senior and started 12 games...Ran for 423 yards as a sophomore, the 1st FSU QB to run for 400+ yards since Charlie Ward...Ran for 144 yards in win at Miami as a sophomore, the 2nd-best by an FSU QB in school history and the best mark in 60 years, 2 yards shy of Ken MacLean's mark of 146 against Cumberland in 1948...As a junior, tied FSU and ACC record with a 98-yard TD pass to Rod Owens at North Carolina as part of a 2nd-half comeback rally to win...Threw for career-best 395 yards at North Carolina as a junior with career-best 33 completions... Tossed career-high 42 attempts as a junior vs. Boston College... Had career-best 5 TD passes against Georgia Tech as a junior... As a senior, threw for a TD in 10 of 12 games, including multi-TD games in 6 games, highlighted by 4-TD day vs. Samford and 3-TD games against North Carolina and Florida...During an injury-shortened junior season, posted impressive numbers and led the ACC with 321.8 yards per game of total offense and was the only ACC passer to average 300+ yards passing per game (301.9 ypg)...Earned All-ACC Honorable Mention as a junior...Helped FSU snap BYU's 18-game home winning streak as a junior in a 52-48 win at the #7 Cougars when he rushed for season-high 77 yards.

PREP Earned All-District V and All-Region I Class 5A as a senior at Heritage High in Colleyville, TX...Threw for 20 TDs and rushed for 12 more as a senior...Threw for 318 yards and 3 TDs against eventual state champion and perennial power Southlake Carroll as a senior.

PONDER'S NFL TOTALS

PASSING

Year	GP/GS	Att.	Comp.	Pct.	Yards	Yds/Att	TD	INT	LG	Sk/Yds	Rating
2011 (Minn)	11/10	291	158	54.3	1,853	6.4	13	13	72	30/164	70.1
Totals	11/10	291	158	54.3	1,853	6.4	13	13	72	30/164	70.1

Record as Starter (regular/playoffs): 2-8; 2-8 in 2010.

RUSHING

Year	Att.	Yards	Avg.	LG	TD
2011	28	219	7.8	28	0
Totals	28	219	7.8	28	0

SINGLE-GAME CAREER HIGHS

- Attempts47..... vs. Denver, 12/4/11
- Completions39..... vs. Denver, 12/4/11
- Passing Yards381..... vs. Denver, 12/4/11
- Long Pass72..... vs. Green Bay, 10/23/11 (to M. Jenkins)
- Highest QB Rating103.1..... @ Atlanta, 11/27/11
- Passing TDs3..... vs. Denver, 12/4/11
- Interceptions3..... vs. Oakland, 11/20/11; @ Detroit, 12/11/11
- Rushing Attempts5..... vs. Oakland, 11/20/11
- Rushing Yards71..... vs. Oakland, 11/20/11
- Long Rush28..... vs. Oakland, 11/20/11

PONDER'S TOUCHDOWNS

GAME

Game	Play
vs. Green Bay, 10/23/11	2 pass to Shiancoe, 24 pass to Jenkins
@ Carolina, 10/30/11	19 pass to Peterson
vs. Oakland, 11/20/11	26 pass to Harvin, 1 pass to Rudolph
@ Atlanta, 11/27/11	38 pass to Harvin
vs. Denver, 12/4/11	19 pass to Rudolph, 52 pass to Harvin, 48 pass to Harvin
@ Detroit, 12/11/11	7 pass to Shiancoe, 6 pass to Harvin
vs. New Orleans, 12/18/11	10 pass to Gerhart, 16 pass to Gerhart
Total	13

PONDER'S CAREER GAME-BY-GAME (* starts; scores for games started only)

2011 MINNESOTA	Att.	Comp.	Yards	Pct.	TD	INT	Lg	Sk/Yds	Rating	Rush	Yds	TD	Score
10/16@ Chicago	17	9	99	52.9	0	0	23	0/0	70.5	1	8	0	
10/23Green Bay*	32	13	219	40.6	2	2	72	2/2	59.2	4	31	0	L 27-33
10/30@ Carolina*	28	18	236	64.2	1	0	24	4/7	102.7	4	4	0	W 24-21
11/14@ Green Bay*	34	16	190	47.0	0	1	33	3/28	52.3	2	17	0	L 7-45
11/20Oakland*	33	19	211	57.5	2	3	42	5/24	59.0	5	71	0	L 21-27
11/27@ Atlanta*	25	17	186	68.0	1	0	39	4/24	103.1	2	9	0	L 14-24
12/4Denver*	47	29	381	61.7	3	2	52t	3/29	90.8	1	12	0	L 32-35
12/11@ Detroit*	21	11	115	52.3	2	3	28	3/28	60.7	2	13	0	L 28-34
12/18New Orleans*	31	14	120	45.1	2	1	16t	4/18	63.9	3	34	0	L 20-42
12/24@ Washington*	13	8	68	61.5	0	0	14	1/1	75.2	4	20	0	W 33-26
1/1/12Chicago*	10	4	28	40.0	0	1	11	1/3	8.3	0	0	0	L 13-17
Totals	291	158	1,853	54.3	13	13	72	30/164	70.1	28	219	0	

MISTRAL RAYMOND #41



POSITION: Safety
HEIGHT/WEIGHT: 6-1/202
DOB: 9-7-87
HOMETOWN: Palmetto, FL

COLLEGE: South Florida
ACQUIRED: D6b (#170) for 2011
NFL SEASON: 2
VIKINGS SEASON: 2

GAMES/STARTS (regular season, playoffs) 2011 (10/5). **Total-** 10/5.

- Started final 5 games of rookie season, the lowest-drafted Viking to start a game in the rookie class.
- Former walk-on at USF went on to earn 2nd-Team All-Big East as a senior.

OFF THE FIELD Majored in communications at USF...Known by his nickname- Skinny...Turned down scholarship offers coming out of junior college to walk on at South Florida to be closer to his family in Palmetto, FL...Family suffered tragedy and violence during his collegiate career but he was not derailed by it... Name is pronounced miss-Trail...Received the Freddie Solomon Moral Courage Award in Tampa, FL during the 2012 offseason.

PRO Was the 3rd of 4 selections by the Vikings in the 6th round of the 2011 Draft...Is the 1st USF player drafted by the Vikings in club history...USF began football in 1997...Played under USF head coach Skip Holtz, the son of legendary coach Lou Holtz.

2011 Started final 5 games and played in the final 10... Lowest-drafted Vikings rookie to start during the season... Snared 1st career INT at Washington (12/24) when he grabbed a Rex Grossman pass and returned it 31 yards...Started 1st game vs. Denver (12/4)...Played in 1st game vs. Green Bay (10/23), seeing action on special teams...Posted career-best 7 tackles in

consecutive weeks vs. New Orleans (12/18) and at Washington (12/24)...Recorded 1st career defensive stats with 3 tackles vs. Oakland (11/20).

COLLEGE Beat the odds to develop from a walk-on for USF to a team captain and 2nd-Team All-Big East honoree...Started 11 of the 12 games he played as a senior in 2010...Posted career-best 56 tackles in 2010, ranking 5th on USF team...Led Bulls with 7 passes defended...Notched career-high 10 tackles and snared an INT against Cincinnati in 2010...Had 7 tackles against West Virginia and Pitt...Helped USF to Meineke Car Care Bowl win over Clemson to wrap up college career...Started 4 games and played in 13 as a junior...Grabbed 1st INT with USF against Western Kentucky at the back of the end zone...Posted 5 tackles against Louisville and UConn...Honored by team with the Green and Gold Award as the top walk-on...Transferred to USF from Ellsworth Community College in Iowa...Played in 2007 for Ellsworth, notching 66 tackles and an INT...Spent 2006 as a walk-on at Ellsworth and did not play in a game.

PREP Attended Palmetto High in Palmetto, FL...Played WR and DB as a prep, but was not highly recruited.

RAYMOND'S NFL TOTALS

Year	GP/GS	Tackles			Sacks	INTs	PBU	TFL	QBH	FF/FR	Special
		Solo	Asst.	Total							Teams
2011 (Minn)	10/5	15	21	36	0.0	1	2	0	2	0/1	2
Totals	10/5	15	21	36	0.0	1	2	0	2	0/1	2

SINGLE-GAME CAREER HIGHS

Tackles.....7..... vs. New Orleans, 12/18/11; @ Washington, 12/24/11
 Interceptions1..... @ Washington, 12/24/11
 Fumble Recovery.....1..... vs. New Orleans, 12/18/11
 QB Hurries1..... vs. Oakland, 11/20/11; @ Washington, 12/24/11
 Pass Defensed.....1..... vs. New Orleans, 12/18/11; vs. Chicago, 11/1/12

RAYMOND'S INTERCEPTION

GAME	QB	INTs (Yds)
@ Washington, 12/24/11	Rex Grossman	1 (31)
Total		1 (31)

D'AUNDRAE REED #91



POSITION: Defensive End
HEIGHT/WEIGHT: 6-4/260
DOB: 1-1-88
HOMETOWN: Moreno Valley, CA

COLLEGE: Arizona
ACQUIRED: D7a (#215) for 2011
NFL SEASON: 1
VIKINGS SEASON: 1

GAMES/STARTS (regular season, playoffs) 2011 (0/0). **Total-** 0/0.

- Was the 3rd of 3 Arizona players drafted in 2011, all DEs.
- Is the 4th player from University of Arizona drafted by the Vikings in franchise history.

OFF THE FIELD Majored in sociology...Explored Minnesota's North Shore during 2012 offseason.

PRO Will compete for playing time in his 2nd season in 2012 after being inactive all 16 games as a rookie in 2011...Becomes the 4th Arizona Wildcat drafted by the Vikings.

2011 Was inactive for all 16 games...Part of 9 players from the 10-member Vikings draft class that were on the 53-man roster during the season...Posted impressive preseason.

COLLEGE Played in 47 games during his Arizona career and started 8 times...Wildcats qualified for 3 straight bowl games from 2008-10 for the 1st time since 1992-94...Helped UA post 7+ wins in his final 3 seasons...Played in all 39 games for Arizona from 2008-10...Arizona topped BYU in the Las Vegas Bowl following the 2008 season, the 1st bowl win for the school since 1998...Notched career-best 40 tackles as a senior...Played in 13 games with 1 start as a senior...Notched career-best 6 tackles in games vs. Oregon and Arizona State as a senior...Capped collegiate career with loss to Oklahoma State in Alamo Bowl.

PREP Standout defensive lineman and TE at Rancho Verde High in Moreno Valley, CA...Named to CIF Southern Section Division V 1st-Team defense as a senior...Excelled in discus... Played safety early in his high school career.

NICK REED #66



POSITION: Defensive End
HEIGHT/WEIGHT: 6-2/250
DOB: 9-1-87
HOMETOWN: Mission Viejo, CA

COLLEGE: Oregon
ACQUIRED: FA (Chi) for 2012
NFL SEASON: 3
VIKINGS SEASON: 1

GAMES/STARTS (regular season, playoffs) 2009 (16/0-Sea), 2011 (10/0- 7/0-Chi, 3/0-TB). **Total-** 26/0 (16/0-Sea, 7/0-Chi, 3/0-TB).

- Drafted in 7th round of 2009 by Seattle.
- Scored lone career TD on a 79-yard FR and notched a sack against Jacksonville (10/11/09).

OFF THE FIELD Earned Academic All-America as a senior at Oregon...Teammates at Oregon with Vikings G Geoff Schwartz and T Levi Horn...Earned his bachelor's degree in history from UO in 2009...Has a pilot's license...Father served in US Navy and family moved frequently during his youth, spending most of their time on the West Coast, including Alaska.

PRO Has seen action in 26 career games, including all 16 as a rookie with Seattle in 2009...Saw time in 7 games for the Bears in 2011 to start the season before his release...Signed with Tampa Bay and saw time in the final 3 games of the season...Notched 1st career sack vs. Jacksonville (10/11/09) and had a 79-yard FR TD, tied for the 2nd-longest FR return in Seahawks history...Originally selected by Seattle in 7th round (#247) of 2009.

2011 Saw time in 10 games, 7 with Chicago to start the season and the final 3 of the season with Tampa Bay...Played in season

opener with Chicago against Atlanta...Notched 12 tackles with Chicago and added 2 with Bucs...Joined Bears on 1/25/11 after being out of football in 2010.

2010 Spent training camp and preseason with Seattle before his release on 9/4/10.

2009 Saw action in all 16 games as a rookie with Seattle... Notched 8 tackles on the season...Had best game of career vs. Jacksonville (10/11), notching his 1st career sack and returning a jags fumble 79 yards for a TD, tied for the longest FR TD in team history...Made NFL debut vs. St. Louis (9/13).

COLLEGE Left Oregon with a school-record 29.5 career sacks... Had 51.5 career tackles behind the line to set a Ducks record... Earned All-America and Academic All-America as a senior... Tabbed as a 1st-Team All-Pac 10 choice as a junior when he notched 13.0 sacks to lead the conference and rank #4 in the nation.

PREP Was a 1st-Team All-CIF Southern Section honoree and CIF Southern Section Division II Co-Defensive Player of the Year and South Coast League Defensive MVP as a senior at Trabuco Canyon High in Mission Viejo, CA...Named Defensive Player of the Year by the Orange County Register...Notched 10 sacks as a senior

REED'S NFL TOTALS

Year	GP/GS	Tackles			Sacks	INTs	PBU	TFL	QBH	FF/FR
		Solo	Asst.	Total						
2009 (Sea)	16/0			8	1.0	0	2	0.0	1	0/1
2011 (Chi)	7/0	3	9	12	0.0	0	1	0.0	2	0/0
(TB)	3/0	0	2	2	0.0	0	0	0.0	0	0/0
Totals	26/0			22	1.0	0	3	0.0	3	0/1

REED'S SACKS

GAME	QB	SACKS
vs. Jacksonville, 10/11/09	David Garrard	1.0
Total		1.0

ALLEN REISNER #83



POSITION: Tight End
HEIGHT/WEIGHT: 6-3/255
DOB: 9-29-88
HOMETOWN: Cedar Rapids, IA

COLLEGE: Iowa
ACQUIRED: Rookie FA for 2011
NFL SEASON: 2
VIKINGS SEASON: 2

GAMES/STARTS (regular season, playoffs) 2011 (6/0). **Total-** 6/0.

• Joined LB Larry Dean as the only Vikings rookie free agents in 2010 to play in the season opener at San Diego.

OFF THE FIELD Majored in interdepartmental studies... Teammates at Iowa with Chad Greenway, Christian Ballard and Tyler Nielsen.

PRO Saw action in 6 games during rookie season...Caught 1 career pass for 5 yards at Atlanta (11/27/11)...Signed to Vikings 53-man roster on 9/10/11, the day before season opener at San Diego...Originally made the Vikings regular roster after pre-season on 9/3/11 but was released the following day...Signed to practice squad on 9/5/11 before another roster move put him on 53-man roster for opener.

2011 Played in 6 games as a rookie...Moved from practice squad to active roster during season...Joined LB Larry Dean as the only rookie free agents to play in the season opener at San Diego (9/11)...Hauled in 1st career reception from fellow rookie Christian Ponder at Atlanta (11/27)...Enjoyed productive training camp and preseason but was released in final roster cuts on 9/4, joining Vikings practice squad on 9/5...Spent week before

season opener on practice squad but was moved to active roster on 9/10, the day before the opener at San Diego...Played in opening 4 games of season...Released on 10/4 and was signed to practice squad on 10/5...Spent 6 weeks on Vikings practice squad before again moving to 53-man roster on 11/26 where he stayed for 5 weeks, playing in games at Atlanta (11/27) and vs. Denver (12/4) before being inactive for 3 games...Waived on 12/26 and signed to practice squad on 12/28.

COLLEGE Started all 13 games for Iowa as a senior...Hauled in 42 catches for 460 yards and 2 TDs as a senior...Earned 2nd-Team All-Big 10 as a senior from league coaches...Named 1 of 8 finalists for John Mackey Award in 2010 as the top collegiate TE...Saw time in 13 games as a junior...Caught 1st career TD as a sophomore against Wisconsin...Was 1 of 11 Iowa true freshman to see action in 2007.

PREP Earned All-State honors at Marion High in Marion, IA... Set school record for career TDs and played on defensive line.

REISNER'S NFL TOTALS

Year	GP/GS	No.	RECEIVING			Lg	TD
			Yds.	Avg.			
2011 (Minn)	6/0	1	5	5.0	5	0	
Totals	6/0	1	5	5.0	5	0	

SINGLE-GAME CAREER HIGHS

Receptions.....1.....@ Atlanta, 11/27/11
 Receiving Yards5.....@ Atlanta, 11/27/11

BRIAN ROBISON #96



POSITION: Defensive End
HEIGHT/WEIGHT: 6-3/259
DOB: 4-27-83
HOMETOWN: Splendor, TX

COLLEGE: Texas
ACQUIRED: D4 (#102) for 2007
NFL SEASON: 6
VIKINGS SEASON: 6

GAMES/STARTS (regular season, playoffs) 2007 (16/5), 2008 (15/0, 1/1), 2009 (16/0, 2/0), 2010 (16/2), 2011 (16/16). **Total-** 79/23, 3/1.

- Notched career-best 8.0 sacks in 2011 in his 1st season as a full-time starter and helped team notch 50 sacks to lead NFL.
- All-Rookie honoree in 2007, ranked 3rd among NFL rookies with 4.5 sacks.
- Exceptional UT athlete as he was a full-time starter his final 3 seasons in football and was NCAA runner-up in the shot put.

OFF THE FIELD Majored in liberal arts at Texas...Father played on the Ranger (TX) Junior College team that won a national title...Wife, Jayme Miller, is an accomplished rodeo barrel racer...Couple has a daughter, Madelyn...Competed in shot put during 2009 offseason, re-kindling his track and field skills for an unattached thrower.

HONORS 2007 *Pro Football Weekly* All-Rookie Team.

PRO Stepped into full-time starters job at LDE opposite Jared Allen for 2011...Helped Vikings amass 50 sacks to tie for the NFL lead and part of defensive line that produced Allen's Vikings-record and NFL-leading 22.0 sacks...Ranked 2nd on team with 3 FFs in 2011 and helped Vikings lead the NFL with 15 FR on the season...Was the last Viking to sack Packers QB Brett Favre.

2011 Took over at full-time starter at LDE in 2011, posting career-best 8.0 sacks, ranking 2nd on team...Helped Vikings tie for NFL lead with 50 sacks as a team, the 3rd-most in Vikings history...Part of defensive line that produced 40.5 of the 50 team sacks...Started opposite Jared Allen as he set the Vikings single-season record with 22.0 sacks and led the NFL...Ranked 2nd on team with 40 QB hurries...Started season fast with 4.5 sacks in opening 5 games...Tied career-high with 2.0 sacks vs. Detroit (9/25) and Arizona (10/9)...Had FF in each of the final 2 games.

2010 Helped Vikings defense rank #8 in the NFL, the 3rd straight season with a top-10 ranking in the League...Started a pair of games at LDE in place of Ray Edwards, vs. Buffalo

(12/5) and vs. NY Giants (12/13)...Saw action in all 16 games...Notched 1st sack of season when he caught Shaun Hill vs. Detroit (9/26)...Recovered a pair of fumbles vs. Buffalo (12/5)...Replaced Edwards in the 2nd half of game at Washington (11/28) where he notched a sack of Donovan McNabb and added 3 QB hurries in the win.

2009 Tied career-best with 4.5 sacks on the season...Posted sacks in 3 of the final 4 regular season games...Played in all 16 games and both playoff contests...Ranked 4th on team with 13 QB hurries...Had 1.5 of the Vikings 8.0 sacks against Green Bay (10/5), which was 1 sack shy of the Vikings team record in a game...Posted 3 tackles at Arizona (12/6).

2008 Saw action in 15 games as Jared Allen's primary backup...Had a team-best 7 QB hurries in the Wild Card Playoffs vs. Philadelphia (1/4/09), also registering 2 solo tackles, and a tackle for a loss...Started Wild Card game in place of injured Ray Edwards, his lone start of the season...Notched his 2nd sack and 1st FF of the year when he knocked the ball free from Kurt Warner at Arizona (12/14)...Saw time vs. NY Giants (12/28) and posted career-high 7 tackles.

2007 Earned spot on *Pro Football Weekly's* All-Rookie Team and started 5 games...Opened the final 4 straight games at RDE and started 1st career game at Detroit (9/16) at LDE...Ranked 3rd in the NFL for sacks among rookies with 4.5...Had 2.0 sacks in the regular season opener vs. Atlanta (9/9)...Sacked Favre (9/30) on the day he broke NFL TD passes record.

COLLEGE His 6 career blocked kicks set a UT record and his 4 blocks in 2003 tied a single-season record...2006 NCAA runner-up in shot put as a junior and won Big 12 shot put title in 2005 and 2006...Won Big 12 shot and discus titles in 2006...Holds the school record in the shot put at 68-4.25 and ranks 3rd in UT history with a discus mark of 195-10...Helped Longhorns win 2005 national championship with Rose Bowl win over USC.

PREP All-State in football and track at Splendor (TX) High...Won Class 3A discus title as a junior and senior and shot title as a senior...Had best throws in all Texas classes as a senior at 215-2 in the discus and 66-2 in the shot...Had #40 jersey retired at Splendor High in 2004.

ROBISON'S NFL TOTALS

Year	GP/GS	Tackles					INTs	PBU	TFL	QBH	FF/FR	Special
		Solo	Asst.	Total	Sacks	Teams						
2007 (Minn).....	16/5	15	10	25	4.5	0	0	6.0	14	1/0	2	
2008 (Minn).....	15/0	12	8	20	2.5	0	1	3.0	19	1/0	0	
<i>Playoffs</i>	1/1	2	0	2	0.0	0	0	1.0	7	0/0	0	
2009 (Minn).....	16/0	10	2	12	4.5	0	0	2.0	13	0/0	1	
<i>Playoffs</i>	2/0	1	0	1	0.0	0	0	0.0	2	0/0	0	
2010 (Minn).....	16/2	14	4	18	2.0	0	1	2.0	15	0/2	0	
2011 (Minn).....	16/16	33	21	54	8.0	0	1	10.0	40	3/2	0	
Totals	79/23	84	45	129	21.5	0	3	23.0	101	5/4	3	
<i>Playoffs</i>	3/1	3	0	3	0.0	0	0	1.0	9	0/0	0	

KICKOFF
 EXECUTIVES
 STAFF
 COACHES
 PLAYERS
 ROOKIES
 2011 SEASON
 RECORDS
 PLAYOFF RECORDS
 HISTORY
 EXTRA POINTS

SINGLE-GAME CAREER HIGHS

Tackles.....7...vs. NY Giants, 12/28/08
 Sacks.....2.0...3 times, last vs. Arizona, 10/9/11
 Forced Fumble.....1...4 times, last @ Washington, 12/24/11
 Fumble Recoveries.....2...vs. Buffalo, 12/5/10
 QB Hurries.....6...vs. Tampa Bay, 9/18/11
 Tackle For Loss.....1...14, last @ San Diego, 9/11/11
 Pass Defensed.....1...3 times, last @ San Diego, 9/11/11

ROBISON'S SACKS

GAME	QB	SACKS
vs. Atlanta, 9/9/07.....	Joey Harrington	2.0
vs. Green Bay, 9/30/07.....	Brett Favre	1.0
@ Dallas, 10/21/07.....	Tony Romo	0.5
vs. Oakland, 11/18/07.....	Daunte Culpepper	1.0
vs. Green Bay, 11/9/08.....	Aaron Rodgers	1.0
vs. Chicago, 11/30/08.....	Kyle Orton	0.5
@ Arizona, 12/14/08.....	Kurt Warner	1.0
vs. Green Bay, 10/5/09.....	Aaron Rodgers	1.5
vs. Cincinnati, 12/13/09.....	Carson Palmer	1.0
@ Chicago, 12/28/09.....	Jay Cutler	1.0
vs. NY Giants, 1/3/10.....	Eli Manning	1.0
vs. Detroit, 9/26/10.....	Shaun Hill	1.0
@ Washington, 11/28/10.....	Donovan McNabb.....	1.0
@ San Diego, 9/11/11.....	Philip Rivers	0.5
vs. Detroit, 9/25/11.....	Matthew Stafford.....	2.0
vs. Arizona, 10/9/11.....	Kevin Kolb	2.0
vs. Oakland, 11/20/11.....	Carson Palmer	1.0
@ Detroit, 12/11/11.....	Matthew Stafford.....	0.5
@ Washington, 12/24/11.....	Rex Grossman.....	1.0
vs. Chicago, 1/1/12.....	Josh McCown.....	1.0
Total.....		21.5

SAGE ROSENFELS #18



POSITION: Quarterback
HEIGHT/WEIGHT: 6-4/225
DOB: 3-6-78
HOMETOWN: Maquoketa, IA

COLLEGE: Iowa State
ACQUIRED: FA for 2011
NFL SEASON: 12
VIKINGS SEASON: 3

GAMES/STARTS (regular season, playoffs) 2001 (0/0-Wash.) 2002 (4/0-Mia.), 2003 (2/0-Mia.), 2004 (3/1-Mia.), 2005 (4/1-Mia.), 2006 (4/0-Hou.), 2007 (9/5-Hou.), 2008 (6/5-Hou.), 2009 (0/0-Minn.), 2010 (12/0-NYG), 2011 (0/0-Minn). **Total-** 44/12 (13/2-Mia, 19/10-Hou, 12/0-NYG, 0/0-Minn).

- Started 10 games in 2 seasons for Houston in 2007 and 2008.
- Native of Maquoketa, IA, starred at Iowa State, leading the Cyclones to their 1st bowl game in 22 years as a senior, topping Pitt in the Insight.com Bowl.

OFF THE FIELD Holds degree in marketing from Iowa State... Has daughters, Ava and Lola, and a son, Peyton...Avid golfer.

PRO Returned to Vikings for final 5 games of 2011...Spent 2002-05 seasons with Miami and 2006-08 with Houston... Signed as a free agent with Houston on 3/12/06...Went on injured reserve with broken throwing wrist on 11/28/06, suffering injury when he filled in as the holder on FG at NY Jets (11/26/06) and covered a missed FG, making the tackle on the play...Threw career-best 4 TDs vs. Tennessee (10/21/07) after coming into the game for injured starter Matt Schaub and threw for 249 yards in the 4th quarter, the 2nd-most 4th-quarter passing yards in NFL history...Had career-best 294 passing yards vs. Baltimore (11/9/08)...Originally entered NFL as a 4th-round draft pick (#109) by Washington in 2001.

2011 Spent final 5 games of season with Vikings, but did not play...Acquired by Vikings as a free agent on 12/2 after his release by Miami...Signed by Vikings following release of Donovan McNabb...Spent time with NY Giants during pre-season before going on injured reserve with illness on 9/3 and was released on 10/4...Signed by Miami on 10/6 and placed on reserve/NFI with illness on 10/25...Released by Miami on 12/1.

2010 Played in 12 games as the holder for Giants FGs and PATs...Traded to Giants by Vikings on 9/3.

2009 Did not see game action, serving as Vikings 3rd QB

throughout the regular season and both playoff games... Was slated to battle Tarvaris Jackson for starting job during the season before Brett Favre joined the team after the 1st preseason game.

2008 Started 5 games in place of regular starter Schaub during the season...Helped Texans rank #3 in the NFL in total offense and #4 in passing offense...Threw for career-high 294 yards vs. Baltimore (11/9/08) in his 2nd start of the season... Had season-best 103.2 passer rating vs. Minnesota at the Metrodome (11/2), completing 21-of-29 passes in the game... Won final 2 starts of the season at Cleveland (11/23) and vs. Jacksonville (12/1).

2007 Went 4-1 in 5 starts on the season, including wins over playoff-bound Tampa Bay and Jacksonville...Guided team to 1st career win in a start at Oakland (11/4)...Ranked behind only Patriots QB Tom Brady for 4th-quarter passing rating of 112.9...Notched 1st career rushing TD with a 5-yarder vs. Denver (12/13)...Had impressive outing vs. Tennessee (10/21) when he replaced Schaub in the 2nd quarter and went on to throw for 290 yards and 4 TDs, with 249 of the yards and all 4 TDs coming in the 4th quarter, as he rallied the team from a 32-7 deficit in the 4th quarter to take a 36-35 lead before a late Titans FG gave them the win...Had a pair of season-long 53-yard passes- a TD to WR Andre Davis vs. Tennessee (10/21) and a 53-yard gain to RB Ahman Green at Oakland (11/4).

2006 Saw action in 4 games...Threw all 3 TDs on the season at Tennessee (10/29) when he entered the game in the 2nd half, notching his 1st career passer rating of 100+ points, finishing with a 116.0 mark.

2005 Played in 4 games and started 1...Threw TDs in 3 of his 4 appearances...Sparked the biggest comeback win in Dolphins history vs. Buffalo (12/4) when he rallied the team from a 23-3 4th-quarter deficit to take a 24-23 win, throwing for 272 yards and a pair of TDs, hitting RB Ronnie Brown on a 23-yard score with 7:35 remaining to cut the Bills lead and throwing the

4-yard game-winner to WR Chris Chambers with :06 remaining in the game...Entered game vs. NY Jets (12/18) in the 2nd half and engineered another 4th-quarter comeback win, trailing 17-10 entering the final quarter and guiding the Dolphins to 2 TDs, including a 50-yard TD pass...Made his 1 pass attempt in 4th-quarter duty vs. Kansas City (10/21) memorable with a career-long 77-yard TD to Chambers.

2004 Played in 3 games and started 1st career contest in season finale at Baltimore (1/2/05)...Got off to a fast start vs. Ravens by throwing a 76-yard TD to Chambers on the 1st play from scrimmage and ended day with 264 yards...Only other action of the season came in games vs. Cleveland (12/26) and at San Francisco (11/28) when he didn't attempt a pass.

2003 Saw time in 2 games...Threw 1st career TD in 1st action of the season, hitting Donald Lee for a 21-yard score at Tennessee (11/9) with :20 left in the game...Connected on 1st career NFL pass with a 5-yard completion to RB Travis Minor in Tennessee game, ending day going 4-of-6 for 50 yards.

2002 Played in 4 games on the season but attempted all 3

passes in his 1st career game at Green Bay (11/4) on Monday Night Football, going 0-for-3...Spent training camp and bulk of preseason with Washington...Acquired by Dolphins from Redskins on 8/22/02 for a draft choice in the 2003 Draft.

2001 Spent rookie season primarily as Redskins 3rd QB after being drafted in the 4th round (#109)...Spent 2 weeks as the backup QB but did not play...Played under head coach Marty Schottenheimer on the 8-8 Redskins club.

COLLEGE Starter as a junior and senior...Guided Cyclones to Insight.com Bowl against Pitt as a senior in 2000, the 1st bowl game for the school in 22 years...Team went 9-3 in 2000, including bowl win over Pitt...Ran for 14 TDs during his collegiate career, 10 as a senior...Served as co-captain as a senior.

PREP Multi-sport athlete at Maquoketa High in rural eastern Iowa...Earned All-State honors at DB...Lettered in football, basketball, baseball, tennis and track...Earned All-State honors in football, basketball and baseball and ran in the state track meet...Played #1 singles for the Cardinals tennis team.

ROSENFELS' NFL TOTALS

PASSING

Year	GP/GS	Att.	Comp.	Pct.	Yards	Yds/Att	TD	INT	LG	Sk/Yds	Rating
2001 (Wash.)	0/0	0	0	0.0	0	0.0	0	0	0	0/0	0.0
2002 (Mia.)	4/0	3	0	0.0	0	0.0	0	0	0	0/0	39.6
2003 (Mia.)	2/0	6	4	66.7	50	8.3	1	0	21t	0/0	131.9
2004 (Mia.)	3/1	39	16	41.0	264	6.8	1	3	76t	3/16	41.0
2005 (Mia.)	4/1	61	34	55.7	462	7.6	4	3	77t	0/0	81.5
2006 (Hou.)	4/0	39	27	69.2	265	6.8	3	1	28	1/5	103.0
2007 (Hou.)	9/5	240	154	64.2	1,684	7.0	15	12	53t	6/48	84.8
2008 (Hou.)	6/5	174	116	66.7	1,431	8.2	6	10	61	9/58	79.5
2009 (Minn.)	0/0	0	0	0	0	0.0	0	0	0	0/0	0
2010 (NYG)	12/0	0	0	0	0	0.0	0	0	0	0/0	0
2011 (Minn.)	0/0	0	0	0	0	0.0	0	0	0	0/0	0
Totals	44/12	562	351	62.5	4,156	7.4	30	29	77t	19/127	81.2

Record as Starter (regular/playoffs): 6-6; 0-1 in 2004, 0-1 in 2005; 4-1 in 2007; 2-3 in 2008.

RUSHING

Year	Att.	Yards	Avg.	LG	TD
2002	2	-9	-4.5	-2	0
2003	1	-1	-1.0	-1	0
2005	6	15	2.5	12	0
2006	4	5	1.3	7	0
2007	21	51	2.4	19	1
2008	11	37	3.4	15	0
Totals	45	98	2.2	19	1

SINGLE-GAME CAREER HIGHS

- Attempts..... 38..... vs. Baltimore, 11/9/08; @ Baltimore, 1/2/05
- Completions.....27..... vs. Tampa Bay, 12/9/07
- Passing Yards..... 294..... vs. Baltimore, 11/9/08
- TD Passes..... 4..... vs. Tennessee, 10/21/07
- Long Pass.....77t..... vs. Kansas City, 10/21/05
- Highest QB Rating.....116.6..... vs. Tampa Bay, 12/9/07
- Rushing Attempts.....7..... @ Oakland, 11/4/07
- Rushing Yards.....25..... @ Tennessee, 12/2/07
- Long Rush.....19..... @ Tennessee, 12/2/07
- Rushing TDs.....1..... vs. Denver, 12/13/07

ROSENFELS' TD TARGETS

PLAYER	TDs
Andre Johnson	9
Kevin Walter	5
Owen Daniels	4
Chris Chambers	3
David Anderson	2
Ronnie Brown	1
Marty Booker	1
Andre Davis	1
Joel Dreesen	1
Vonta Leach	1
Donald Lee	1
Job Putzier	1
Total	30

KYLE RUDOLPH #82



POSITION: Tight End
HEIGHT/WEIGHT: 6-6/258
DOB: 11-9-89
HOMETOWN: Cincinnati, OH

COLLEGE: Notre Dame
ACQUIRED: D2 (#43) for 2011
NFL SEASON: 2
VIKINGS SEASON: 2

GAMES/STARTS (regular season, playoffs) 2011 (15/8). **Total-** 15/8

- The 2nd-highest drafted TE in Vikings history behind Hal Bedsole in 1964, a 2nd-round (#19 overall) pick from USC.
- The 1st TE drafted in the 2011 rookie class.
- Highly-recruited basketball player in high school declined scholarship offers from ACC powers to pursue football.

OFF THE FIELD Majored in management-consulting at Notre Dame and is 2 semesters shy of earning his degree...Member of National Honor Society at Cincinnati's Elder High...Joined teammates in community outreach activities as a rookie, planting trees as part of Planet Purple Week and visiting University of Minnesota Amplatz Children's Hospital when the Vikings were part of the Adopt-A-Room program.

HONORS Earned **All-Rookie** honors from Pro Football Weekly and National Football Post.

PRO Tied for 2nd in Vikings history for a rookie TE with 8 starts...Scored all 3 of his TDs in the final 7 games of his rookie year...Was the 1st TE selected in the 2011 NFL Draft...Selected #43 overall, he is the 2nd-highest drafted TE in Vikings history behind Hal Bedsole (#19 overall) in 1964...Became the 3rd Notre Dame TE to be drafted in the top 2 rounds since 2006, joining Anthony Fasano by Dallas in 2006 and John Carlson by Seattle in 2008...Entered the NFL draft following his junior season at Notre Dame...Hosted on recruiting visits to Notre Dame by current teammate and fellow TE John Carlson.

2011 Earned All-Rookie honors from Pro Football Weekly and National Football Post...Assumed larger role in offense as season progressed, catching all 3 of his TDs in the final 7 games of the season...Started 8 games and played in 15...Snared sea-

son-long 41-yard pass at Kansas City (10/2)...Had season-high 3 catches in 5 games...Scored 1st career TD on 1-yard pass from fellow rookie Christian Ponder vs. Oakland (11/20)...Hauled in TDs vs. Denver (12/4) and at Washington (12/24).

COLLEGE Ended 3-season Notre Dame career ranked among the all-time leading TEs in school history...Set ND record for receiving yards in a game by a TE vs. Michigan in 2010 with 164 yards...Ranks 2nd for receptions in a game by an Irish TE with 8 catches vs. Michigan and at Michigan State in consecutive games in 2010...Hauled in the 2nd-longest pass play in Notre Dame history with a 95-yard TD vs. Michigan in 2010...Was just shy of the school-record 96-yard pass play from Blair Kiel to Joe Howard against Georgia Tech in 1981...Notched 3 of the top-10 totals for single-season receptions by a TE in Irish history, highlighted by his career-high 33 in 2009, the 7th-highest total by a TE in a season...His 90 career receptions are the 4th-most by a TE in ND history and his 1,032 career receiving yards are 4th-most...His pair of 8-catch games fell 1 reception short of the ND record for a TE of 9 receptions in a game...Is only the 4th Irish TE to break the 1,000-yard career yardage plateau...Was only held without a catch 3 times during his 29 career games, 2 of those as a freshman in 2008...Had promising junior season derailed by hamstring injury that ended his season after 6 games...Became the 1st Irish true freshman TE to start a season opener in 2008.

PREP Productive in 2 sports at Cincinnati's Elder High...Selected to play in US Army All-America game...Earned 1st Team All-America honors by USA Today as a senior TE...Named 2nd-Team All-State by AP...Named conference basketball player of the year 3 times as a prep...Ended high school career as the 2nd-leading scorer in Elder High history and the 2nd player to break the 1,000-point mark.

RUDOLPH'S NFL TOTALS

Year	GP/GS	RECEIVING				
		No.	Yds.	Avg.	Lg	TD
2011 (Minn)	15/8	26	249	9.6	41	3
Totals	15/8	26	249	9.6	41	3

SINGLE-GAME CAREER HIGHS

Receptions.....3..... 5 times, last vs. Chicago, 1/1/12
 Receiving Yards 44..... @ Kansas City, 10/2/11
 Long Reception 41..... @ Kansas City, 10/2/11
 TD Receptions 1..... 3 times, last @ Washington, 12/24/11

RUDOLPH'S TOUCHDOWNS

GAME	PLAY
vs. Oakland, 11/20/11	1 pass from C. Ponder
vs. Denver, 12/4/11	19 pass from C. Ponder
@ Washington, 12/24/11	17 pass from J. Webb
Total	3

RUDOLPH LEADS THE WAY

Kyle Rudolph became a favorite target of fellow rookie Christian Ponder during the 2011 season. Rudolph's 3 TD catches were the 3rd-most by a Vikings rookie TE in team history and he was a consensus All-Rookie choice.

TD RECEPTIONS BY VIKINGS ROOKIE TEs

PLAYER, SEASON	TDs
Hal Bedsole, 1964	5
John Beasley, 1967	4
Kyle Rudolph, 2011	3

RUDDLPH'S CAREER GAME-BY-GAME

Year	Opponent	No.	Yards	Avg.	Long	TD
2011	MINNESOTA0	0	0.0	0	0
9/11	@ San Diego0	0	0.0	0	0
9/18	Tampa Bay1	15	15.0	15	0
9/25	Detroit3	39	13.0	20	0
10/2	@ Kansas City3	44	14.7	41	0
10/9	Arizona0	0	0.0	0	0
10/16	@ Chicago2	20	10.0	18	0
10/23	Green Bay0	0	0.0	0	0
10/30	@ Carolina2	15	7.5	13	0
11/14	Green Bay3	37	12.3	21	0
11/20	Oakland3	7	2.3	4	1

11/27	@ Atlanta	INACTIVE
12/4	Denver1	19 19.0 19 0
12/11	@ Detroit1	0 0.0 0 0
12/18	New Orleans2	15 7.5 8 0
12/24	@ Washington2	23 11.5 17t 1
1/1/12	Chicago3	15 5.0 9 0
Totals	GP/GS: 15/826	249 9.6 41 3

JAMARCA SANFORD #33



POSITION: Safety
HEIGHT/WEIGHT: 5-10/200
DOB: 8-27-85
HOMETOWN: Batesville, MS

COLLEGE: Mississippi
ACQUIRED: D7 (#231) for 2009
NFL SEASON: 4
VIKINGS SEASON: 4

GAMES/STARTS (regular season, playoffs) 2009 (14/1, 2/0), 2010 (12/2), 2011 (15/15). **Total-** 41/18, 2/0.

- Had 1st career sack on Michael Vick at Philadelphia in 2010.
- Started all 15 games he played in 2011 and led all Vikings DBs with 118 tackles.

OFF THE FIELD Helped Vikings kick off the 2010 Vikings Children's Fund Summer Lunch Program at Ames Elementary School in St. Paul...Took part in the Vikings Planet Purple tree planting in 2009...Majored in criminal justice at Mississippi, earning his bachelor's degree in December 2008...Comes from a football family, cousin Peria Jerry was a fellow 2009 NFL Draft pick and related to Dwayne Rudd, a 1st-round pick by the Vikings in 1997...Recognized after 2008 spring practice at Ole Miss with the Chuckie Mullins Courage Award and wore the #38 patch to recognize the late Rebels player during the season.

PRO Has started 18 games in his opening 3 seasons with the Vikings...The 5th of 5 members of the Vikings draft class in 2009 to start a game during the season...Joins a group of 4 SEC players selected by the Vikings and helped the SEC lead all college football conferences with 37 players drafted.

2011 Stepped into full-time starting role for 1st time in his career, opening all 15 games he played...Ranked 3rd on team and led Vikings DBs with 118 tackles...Led team with 2 INTs and posted longest INT return of the season with a 52-yarder vs. Arizona (10/9) in the 1st win of the season...Notched career-best 16 tackles vs. New Orleans (12/18) and had 10+ tackles in 3 games.

2010 Started final 2 games of season at FS opposite SS Husain Abdullah...Replaced injured Madieu Williams, starting at Philadelphia (12/28) and at Detroit (1/2/11)...Notched lone sack of season on Michael Vick at Philadelphia (12/28)...Was productive in his 2 starts, notching 5 tackles per game, adding a sack and a fumble recovery...His 5 tackles tied his career-best.

2009 Started 1st career game vs. Cincinnati (12/13), making him the 5th of 5 members of the Vikings 2009 rookie class to start a game during the regular season...Joined fellow defensive rookie MLB Jasper Brinkley starting on the Vikings defense vs. Cincinnati...Became 1st Vikings rookie to start a game at safety since Willie Offord in 2002...Posted season-best 5 tackles on defense at Arizona (12/6)...Ranked 3rd on Vikings with 19 special teams tackles, trailing only Pro Bowler Heath Farwell and Kenny Onatolu...Had season-high 3 special teams tackles vs. Baltimore (10/18) and vs. Cincinnati (12/13)...Played in final 12 regular season games and both playoff contests.

COLLEGE Started all 44 games he played at Ole Miss...Served as a team captain as a senior...Was the SEC's active tackles leader during his career...Named SEC Defensive Player of the Week for his performance against Florida with career-high 11 solo tackles as a senior while handing the eventual national champions their only loss of the season...Started 10 games as a junior at SS...Started all 11 games as a sophomore in 2006, opening 7 at SS and 4 at LB...Redshirted in 2004.

PREP Led South Panola High in Batesville, MS to a 15-0 mark and the Class 5A state title as a senior...Helped team reach #9 in USA Today rankings...MVP of state title game...Team was 14-1 and state runner-up as a junior...All-State OLB as a senior.

SANFORD'S NFL TOTALS

Year	GP/GS	Tackles					INTs	PBU	TFL	QBH	FF/FR	Special Teams
		Solo	Asst.	Total	Sacks							
2009 (Minn)14/1	12	3	15	0.0	0	0	0	0	1/0	19	
Playoffs2/0	0	0	0	0.0	0	0	0	0	0/0	1	
2010 (Minn)12/2	11	5	16	1.0	0	0	1.0	1	0/1	9	
2011 (Minn)15/15	77	41	118	0.0	2 (69)	8	2.0	3	1/2	7	
Totals41/18	100	49	149	1.0	2 (69)	8	3.0	4	2/3	35	
Playoffs2/0	0	0	0	0.0	0	0	0	0	0/0	1	

SANFORD'S NFL TOTALS

Year	GP/GS	Tackles							Special		
		Solo	Asst.	Total	Sacks	INTs	PBU	TFL	QBH	FF/FR	Teams
2009 (Minn).....	14/1	12	3	15	0.0	0	0	0	0	1/0	19
Playoffs.....	2/0	0	0	0	0.0	0	0	0	0	0/0	1
2010 (Minn).....	12/2	11	5	16	1.0	0	0	1.0	1	0/1	9
2011 (Minn).....	15/15	77	41	118	0.0	2 (69)	8	2.0	3	1/2	7
Totals.....	41/18	100	49	149	1.0	2 (69)	8	3.0	4	2/3	35
Playoffs.....	2/0	0	0	0	0.0	0	0	0	0	0/0	1

SINGLE-GAME CAREER HIGHS

Tackles.....16..... vs. New Orleans, 12/18/11
 Interceptions2..... vs. Arizona, 10/9/11
 Long INT Return52..... vs. Arizona, 10/9/11
 Tackle For Loss2.0..... vs. Tampa Bay, 9/18/11
 Sack1.0..... @ Philadelphia, 12/28/10
 Passes Defensed3..... vs. Arizona, 10/9/11
 Fumble Recovery1..... 3 times, last vs. Chicago, 1/1/12
 Forced Fumble.....1..... vs. Seattle, 11/22/09; vs. New Orleans, 12/18/11
 Special Teams Tackles3..... vs. Baltimore, 10/18/09; vs. Cincinnati, 12/13/09

SANFORD'S SACKS

GAME	QB	SACKS
@ Philadelphia, 12/28/10.....	Michael Vick.....	1.0
Total.....		1.0

SANFORD'S INTERCEPTIONS

GAME	QB	INTs
vs. Arizona, 10/9/11.....	Kevin Kolb.....	2 (69)
Total.....		2 (69)

GEOFF SCHWARTZ #76



POSITION: Tackle
HEIGHT/WEIGHT: 6-6/340
DOB: 7-11-86
HOMETOWN: Pacific Palisades, CA

COLLEGE: Oregon
ACQUIRED: FA (CAR) for 2012
NFL SEASON: 4
VIKINGS SEASON: 1

GAMES/STARTS (regular season, playoffs) 2008 (PA-Car), 2009 (16/3-Car), 2010 (16/16-Car), 2011 (1R-Car). **Total-** 32/19 (32/19-Car).

- Played under Vikings offensive line coach Jeff Davidson in Carolina where he was linemates with Ryan Kalil, older brother of Vikings 1st-round pick Matt Kalil.
- Full-time starter for Carolina in 2010, moving up from practice squad as a rookie to earn starting role.

OFF THE FIELD Earned bachelor's degree in political science...Serves as pitching coach at Fort Mill, SC High School, a job he got involved with during his Carolina Panthers playing days...Enjoys cooking...Engaged with a spring 2013 wedding planned...Brother, Mitchell, was a 2nd-round pick by Cleveland in 2012 following a standout career as an OT at California.

PRO Signed by the Vikings on 3/21/12 as a free agent after spending the previous 3 seasons with Carolina...Missed the entire 2011 season due to an injured right hip...Started all 16 games for the Panthers during the 2010 season...Started the opening 5 games of 2010 at RT before starting at RG for the final 11 games...Played in all 16 games of the 2009 season, including 3 starts...Filled in as the starting RT for the final 3 games after Jeff Otah suffered a season-ending injury...Helped clear the way for DeAngelo Williams and Jonathan Stewart to become the 1st set of teammates in NFL history to each rush for more than 1,100 yards in the same season...Made the 1st start of his career against the Vikings on 12/20/09...Signed to the Panthers practice squad on 9/3/08...Spent the entire 2008 season on practice squad...Released after training camp on 8/31/08...Originally drafted by the Panthers in the 7th round (#241 overall).

2011 Spent the entire 2011 season on injured reserve for the Panthers due to an injured right hip that he suffered in training camp.

2010 Started all 16 games for Carolina...Started the opening 5 games at RT before moving to RG...Panthers ranked #13 in the NFL in rushing...Was 1 of 3 Panthers offensive linemen to start all 16 games...Helped the Panthers rush for more than 100 yards in 8 of the last 9 games of the season, including 212 vs. Atlanta (12/12).

2009 Appeared in all 16 games for Carolina, including 3 starts...Appeared primarily on special teams for the first 13 games of the season...Helped the Panthers set team record with 2,498 rushing yards, an average of 156.1 yards per game...Club ranked #1 in the NFC and #3 in the NFL in rushing offense...Made 1st start of his career vs. Minnesota (12/20).

2008 Spent the entire season on the Panthers practice squad...Was released by the team after training camp but was signed to the practice squad on 9/3/08...Originally drafted by the Panthers in the 7th round (#241) of the 2008 NFL Draft.

COLLEGE A 3-year starter at RT...Played in 41 games with 36 starts during his collegiate career...Named 2nd-team All-Pac 10 following his senior season in 2007 in which he helped the Ducks lead the Pac-10 in rushing for a 2nd consecutive season with an average of 251.7 yards per game...Played in 12 games and started in 11 at RT during his junior season in 2006...Started in all 12 games as a sophomore at RT and allowed only 3 sacks...Caught a 2-point conversion pass against Montana in 2005.

PREP Attended Palisades Charter HS in Los Angeles...Did not allow a QB sack during his junior or senior seasons...Starting center on the basketball team and pitched on baseball team.

ANDREW SENDEJO #34



POSITION: Safety
HEIGHT/WEIGHT: 6-1/200
DOB: 9-9-87
HOMETOWN: San Antonio, TX

COLLEGE: Rice
ACQUIRED: FA for 2011
NFL SEASON: 2
VIKINGS SEASON: 2

GAMES/STARTS (regular season, playoffs) 2010 (2/0-Dall.), 2011 (3/0-Minn). **Total-** 5/0.

- Played in 3 games in the final 4 weeks of 2011 for Vikings.
- Began pro career with UFL's Sacramento Mountain Lions.

OFF THE FIELD Teammates at Rice with Corey Frazier, son of Vikings Head Coach Leslie Frazier...Majored in sports management.

PRO Saw action in career-high 3 games for the Vikings in 2011...Played 2 games as a rookie in 2010 for Dallas...Began pro career with UFL's Sacramento Mountain Lions in 2010.

2011 Played in 3 games with the Vikings and was inactive for 2...Played in 1st game for Vikings in his 2nd week with the team at Detroit (12/11)...Saw time in the final 2 games of season at Washington (12/24) and vs. Chicago (1/1/12)...Signed by Vikings on 11/29...Spent preseason with Dallas, released before regular season...Joined NY Jets on 9/4 and was inactive for season opener vs. Dallas (9/11)...Released by Jets and signed to their

practice squad on 9/14 before his release on 9/27.

2010 Made NFL debut as a rookie with Dallas...Moved from Dallas practice squad to 53-man roster on 11/29...Played in a pair of game, notching a special teams tackle vs. Washington (12/19)...Played in 1st career game vs. Philadelphia (12/12)...Spent spring and summer with Sacramento Mountain Lions of the UFL...Tied for 2nd in UFL in tackles.

COLLEGE Ended collegiate career as an honorable mention All-Conference USA choice as a junior and senior...Left Rice ranked tied for 2nd in career tackles and tied for 7 in career INTs...Promising senior season was cut short by injury, playing in only 7 games...Notched 318 tackles, 9 INTs, 2 sacks and 7 FFs in his tenure at Rice...Led squad with 107 tackles and 5 INTs as a sophomore...Started all 12 games as a true freshman en route to Freshman All-America honors.

PREP Standout in football, track and soccer at Smithson Valley High in Spring Branch, TX...Named honorable mention All-State as a junior and senior...Earned county Defensive Player of the Year as a senior.

SENDEJO'S NFL TOTALS

Year	GP/GS	Tackles			Sacks	INTs	PBU	TFL	QBH	FF/FR	Special Teams
		Solo	Asst.	Total							
2010 (Dall.)	2/0	0	0	0	0.0	0	0	0	0	0/0	1
2011 (Minn)	3/0	0	0	0	0.0	0	0	0	0	0/0	3
Totals	5/0	0	0	0	0.0	0	0	0	0	0/0	4

SINGLE-GAME CAREER HIGHS

Special Teams Tackles 1..... 4 times; last vs. Chicago, 1/1/12

EXPANSION VIKINGS LAND 36 VETS TO START CLUB

From the 1961 Vikings Press, Radio and TV Guide, the following explanation described the Vikings 1961 expansion draft additions that would lay the personnel groundwork of the team:

In an effort to assist the Vikings in stocking the nucleus of a playing roster, the National Football League established a program whereby Minnesota could select three veteran ball players from each team in the NFL, with the lone exception of Dallas.

Each club was allowed to "freeze" 30 of the 38 men on its roster. There were not available for selection by the Vikings. From the remaining eight, the Vikings chose three from each of the 12 clubs.

Minnesota purchased these players at a total cost of \$600,000. Of this amount, \$50,000 went to the league and the balance was divided 12 equal ways. The Vikings' philosophy as pre-determined by General Manager Bert Rose and Head Coach Norm Van Brocklin, was to accent youth in making the selections from the available lists. With very few (and those were notable) exceptions, the Viking choices were in line with that philosophy.

1961 Vikings Expansion Draft selections

Giants Bill Kimber, E; Don Ball, T; Frank Youso, T
 Lions..... Dave Middleton, E; Grady Alderman, G; Dave Whitsell, DB
 Browns..... Fred Murphy, E; Gene Selawski, T; Richard Mostardi, DB
 Cards..... Perry Richards, E; Mike Rabold, G; Ed Culpepper, DT
 Rams Don Eilersick, FL; Charlie Janerette, G; Jerry Stalcup, LB
 Steelers..... Jack Morris, FL; Byron Beams, T; Tom Barnett, RB
 Eagles Gerry Huth, G; Bill Lapham, C; Gene Johnson, DB
 Redskins... Red Stephens, G; Bill Roehnel, LB; Dick Haley, DB
 49ers..... Hugh McElhenny, RB; Clancy Osborne, LB; Karl Rubke, LB
 Packers Paul Winslow, RB; Ken Beck, DT; Dick Pesonen, DB
 Bears..... Glenn Shaw, FB; Bill Bishop, DT; Charlie Sumner, DB
 Colts Don Joyce, DE; Lebron Shields, DT; Zeke Smith, LB



Future Pro Bowler and offensive line anchor Grady Alderman joined the Vikings in the expansion draft.

MARCUS SHERELS #35



POSITION: Cornerback
HEIGHT/WEIGHT: 5-10/175
DOB: 9-30-87
HOMETOWN: Rochester, MN

COLLEGE: Minnesota
ACQUIRED: Rookie FA for 2010
NFL SEASON: 2
VIKINGS SEASON: 2

GAMES/STARTS (regular season, playoffs) 2010 (1/0-Minn), 2011 (16/3-Minn). **Total-** 17/3.

- Signed as an undrafted free agent in 2010. Member of the Vikings practice squad for 15 weeks and was activated for the final game of the 2010 season.
- Local product attended Rochester John Marshall High and University of Minnesota.

OFF THE FIELD Earned bachelor's degree in political science in spring 2010...Aspires to attend law school after his playing career...Older brother, Mike, played LB for the Gophers from 2004-07 and captained the team as a junior and senior... Brother, Mike, now serves on Gophers coaching staff...Earned Academic All-Big Ten as a sophomore...Joins TE John Carlson (Litchfield, MN) and DT Anthony Jacobs (Northfield, MN) as the only Minnesota in-state products on the Vikings roster.

PRO Worked his way up from rookie free agent to seeing game action in 2010 regular season finale at Detroit (1/2/11)... Signed as a rookie free agent on 5/4/10 after performance in Vikings rookie camp where he participated on a tryout basis.

2011 Moved from special teams role to start 3 games as a CB or nickel back as injuries took their toll on the Vikings backfield...Handled all punt return duties and tied for 2nd on team with 16 kickoff returns...Earned 1st career start vs. Arizona (10/9), the 1st win of the season...Notched the Vikings longest punt return of season with 53-yarder vs. Detroit (9/25) and the

3rd-longest kickoff return with a 78-yarder at Carolina (10/30)... Helped Vikings post a team-record 26.9-yard kickoff return average as a team...Started other 2 games of season vs. New Orleans (12/18) and at Washington (12/24)...Notched 1st career sack against Aaron Rodgers vs. Green Bay (10/23)...Had career-high 6 tackles vs. New Orleans (12/18)...Tied for 6th in Vikings history with 90 punt return yards in a game vs. Detroit (9/25)... Helped Vikings special teams unit lead the NFL with 3 players posting a 60+ kickoff return during the season, joining Percy Harvin (104, 103t), Lorenzo Booker (68) and adding a 78-yarder himself...Had season-high 5 punt returns vs. Oakland (11/20)... Took back season-high 5 kickoff returns vs. Denver (12/4).

2010 Impressed the Vikings coaches' enough to earn a spot on the 2010 practice squad...Released on 9/28/10 but was re-signed to the practice squad 10/13/10...Spent a total of 15 weeks on the 8-man practice squad in 2010...Signed to the Vikings' active roster on 12/31/10 and made his NFL debut in Detroit on 1/2/11.

COLLEGE Worked his way from walk-on to full-time starter as a junior and senior at CB for the Gophers...Excelled on special teams during career as a return man and in coverage... Had a pair of INTs as a junior and senior...Notched an 88-yard fumble return as a senior.

PREP Earned Honorable Mention All-State as a senior RB at Rochester John Marshall...Standout in basketball.

SHERELS' NFL TOTALS

Year	GP/GS	Tackles			Sacks	INTs	PBU	TFL	QBH	FF/FR	Special Teams
		Solo	Asst.	Total							
2010 (Minn)	1/0	0	0	0	0.0	0	0	0	0	0/0	0
2011 (Minn)	16/3	20	4	24	1.0	0	3	0	0	0/0	6
Totals	17/3	20	4	24	1.0	0	3	0	0	0/0	6

Punt Returns

	PR	FC	Yds	Avg	Long
2011 (Minn)	33	20	277	8.4	53
Totals	33	20	277	8.4	53

Kickoff Returns

	TD	KOR	Yds	Avg	Long	TD
2011 (Minn)	0	16	445	27.8	78	0
Totals	0	16	445	27.8	78	0

SINGLE-GAME CAREER HIGHS

- Punt Returns5..... vs. Oakland, 11/20/11
- Punt Return Yards..... 90..... vs. Detroit, 9/25/11
- Long Punt Return.....53..... vs. Detroit, 9/25/11
- Kickoff Returns5..... vs. Denver, 12/4/11
- Kickoff Return Yards 111..... vs. Denver, 12/4/11
- Long Kickoff Return78..... @ Carolina, 10/30/11
- Tackles.....6..... vs. New Orleans, 12/18/11
- Sack.....1.0..... vs. Green Bay, 10/23/11
- Tackle For Loss.....1.0..... vs. Green Bay, 10/23/11
- Pass Defensed1..... 3 times, last @ Washington, 12/24/11

SHERELS' SACK

GAME	QB	SACK
vs. Green Bay, 10/23/11.....	Aaron Rodgers	1.0
Total		1.0

KICKOFF
EXECUTIVES
STAFF
COACHES
PLAYERS
ROOKIES
2011 SEASON
RECORDS
PLAYOFF RECORDS
HISTORY
EXTRA POINTS

MICKEY SHULER #86



POSITION: Tight End
HEIGHT/WEIGHT: 6-4/247
DOB: 10-9-86
HOMETOWN: Enola, PA

COLLEGE: Penn State
ACQUIRED: FA for 2011
NFL SEASON: 2
VIKINGS SEASON: 1

GAMES/STARTS (regular season, playoffs) 2010 (6/0-Mia), 2011 (0/0-Minn). **Total-** 6/0 (6/0-Mia).

- Son of former NY Jets standout TE Mickey Shuler.
- Returned to Vikings in 2011, his original NFL team and moved to the 53-man roster for the regular season finale.

OFF THE FIELD Earned degree in kinesiology in December 2010...Father, Mickey, played 13 NFL seasons with NY Jets and Philadelphia...Followed in his fathers footsteps as a player at Penn State...His father's last catch for Penn State was a TD against West Virginia in 1977 and Mickey's 1st catch was a TD against Florida International in 2007...Mother was his high school track coach...Was an Academic All-Big Ten honoree.

PRO Joins deep group of TEs in 2012 with Vikings, featuring free agent pickup John Carlson and Vikings 2011 2nd-round draft pick Kyle Rudolph...Played in 6 games with 2 starts for Miami as a rookie in 2010...Originally drafted by Minnesota in 7th round (#214).

2011 Promoted from Vikings practice squad to 53-man roster for regular season finale but was inactive for game vs. Chicago (1/1/12)...Spent 4 weeks on Vikings practice squad, joining

team on 11/28...Spent training camp and preseason with Miami before his release on 9/3.

2010 Started 2 of the 6 games he played for Miami...Made 1st career start vs. Detroit (12/26) and followed the next week with start at New England (1/2/11) in regular season finale...Notched 1st career receptions vs. Detroit (12/26) with 2 for 44 yards, including a long of 28 yards...Played in 1st career game vs. New England (10/4)...Was inactive for Vikings in opening 2 games of season before being released on 9/22...Spent training camp and preseason with Vikings, making the 53-man roster at final roster cutdowns...Selected in the 7th round (#214 overall) by the Vikings.

COLLEGE Saw action in 41 career games...Caught pair of TDs as a senior...Started Rose Bowl as a junior vs. USC...Played in Capital One Bowl vs. LSU as a senior, Rose Bowl as a junior and Alamo Bowl win over Texas A&M as a sophomore...Caught a TD against Florida International on his 1st career reception as a sophomore.

PREP Was a 3-sport standout at East Pennsboro High...Played TE and LB, earning team MVP honors as a senior...Named 2nd-Team All-State...Twice selected as team MVP in basketball...Ran 400m hurdles.

SHULER'S NFL TOTALS

Year	GP/GS	No.	RECEIVING			
			Yds.	Avg.	Lg	TD
2010 (Mia)	6/2	2	44	22.0	28	0
2011 (Minn)	0/0	0	0	0.0	0	0
Totals	6/2	2	44	22.0	28	0

SINGLE-GAME CAREER HIGHS

Receptions	2	vs. Detroit, 12/26/10
Receiving Yards	44	vs. Detroit, 12/26/10
Long Reception	28	vs. Detroit, 12/26/10

SKOL VIKINGS

The Vikings and their fans have a soundtrack to their football exploits- Skol Vikings. The fight song was penned by James "Red" McCleod and is still a part of the Vikings vibrant game day experience today.

Skol Vikings, let's win this game,
 Skol Vikings, honor your name,
 Go get that first down,
 Then get a touchdown.
 Rock 'em . . . Sock 'em
 Fight! Fight! Fight! Fight!
 Go Vikings, run up the score,
 You'll hear us yell for more . . .
 V-I-K-I-N-G-S
 Skol, Vikings, let's go!



VIKINGS

JEROME SIMPSON #81



POSITION: Wide Receiver
HEIGHT/WEIGHT: 6-2/189
DOB: 2-4-86
HOMETOWN: Reidsville, NC

COLLEGE: Coastal Carolina
ACQUIRED: FA (Cinn) for 2012
NFL SEASON: 5
VIKINGS SEASON: 1

GAMES/STARTS (regular season, playoffs) 2008 (6/1-Cinn), 2009 (2/0-Cinn), 2010 (5/3-Cinn), 2011 (16/14, 1/1-Cinn). **Total** 29/18, 1/1 (29/18, 1/1-Cinn).

- Logged one of the highlights of the season in 2011 when he flipped over a Cardinals defender at the goal line and perfectly stuck the landing for a TD.

- Helped Reidsville High to state titles in football, basketball and ran on state championship relay team in track.

OFF THE FIELD Active with charities and events to benefit people with disabilities...Enjoys the outdoors by hunting, fishing and hiking in his free time...Avid bowler...Has hosted football camps for kids in his hometown each of the 5 years he has been in the NFL...Is an only child...Played against Vikings G Chris DeGeare in high school football...Majored in computer technology at Coastal Carolina.

PRO Joined Vikings on 4/26/12 as a free agent...Had breakout season with Cincinnati in 2011 with career-best 50 catches, 725 yards and 4 TDs...Ranked 2nd on Bengals squad in receiving yards and TDs and 3rd in receptions...Has notched 5 career 100+ receiving yardage days...Caught 1st 2 career TDs vs. San Diego (12/26/10)...Originally drafted by Cincinnati in 2nd round (#46 overall) in 2008.

2011 Saw time in all 16 regular season games with 14 starts and opened AFC Wild Card Playoff game at Houston...Played in 1st career post-season game in Wild Card...Hauled in career-highs in catches (50), receiving yards (725) and receiving TDs (4)...Had 3 games over the 100-yard mark, including a career-best 152-yard day at Baltimore (11/20)...Snared career-long 84-yard catch at Denver (9/18), en route to a 136-yard effort for the game...Caught a pass in 14 of the 16 regular season games and the playoff contest...Ranked 2nd among Bengals in receiving yards (725) and TDs (4)...Had a highlight for the ages vs. Arizona (12/24) when he somersaulted over LB Daryl Washington at the goal line and stuck the landing in the end zone for a 19-yard TD in the Bengals win...Converted 34 of his 50 receptions into 1st downs.

2010 Saw extensive time late in season, starting final 3 games of season after injuries sidelined Bengals top WRs Terrell Owens and Chad Ochocinco...Played in season opener and 1 more game early in season before being inactive for 10 games and dressed but did not play in another...Scored 3 TDs in final 2 games of season and had back-to-back 100+ yard games...Caught 1st 2 career TDs vs. San Diego (12/26/10), notching his 1st NFL score on a 10-yarder and snaring a 59-yarder later in the game en route to a 124-yard performance, his 1st career 100+ game...Posted career-best 12 catches at Baltimore (1/2/11), going for 123 yards...His 12-catch effort fell just shy of the Bengals franchise record of 13 receptions in a game...Wrapped up season with an 11-yard score at Baltimore (1/2/11).

2009 Played in a pair of games late in the season...Saw time at San Diego (12/20) and at NY Jets (1/3/10) in regular season finale...Was inactive for other 14 games during season.

2008 Played in 6 games as a rookie...Notched 1st career start at Indianapolis (12/7)...Caught 1st career pass vs. Pittsburgh (10/19), reeling in a 2-yard pass and returned a kickoff for 8 yards on special teams...Inactive for 8 games on season and did not play in 2 others...Led club in receptions during preseason action...Was drafted in 2nd round (#46 overall).

COLLEGE Helped upstart Coastal Carolina program get on the map from 2004-07...Coastal played football for the 1st season in 2003...Enjoyed breakout junior season when he led the Big South Conference with 1,077 receiving yards and 16 TDs...Played with former Vikings draft pick QB Tyler Thigpen during Coastal Carolina career...Earned Big South Freshman of the Year in 2004...Excelled in track, setting Coastal Carolina school records in high jump and long jump...Ran on 4x100 relay that went to 2007 NCAA Outdoor Championships.

PREP Was runner-up for North Carolina Mr. Football honors as a senior at Reidsville High...Selected to North Carolina Shrine Game...Led football team to consecutive state titles as a junior and senior...As a senior, set title-game record with 13 catches for 133 yards and threw a 62-yard TD pass...Keyed school to 1st-ever basketball state title as a senior where he earned MVP of the championship game...Ran on state-championship 4x400 relay team.



Jerome Simpson helped teach football skills during the Vikings annual Special Olympics Punt, Pass and Kick event at Winter Park in June 2012.

SIMPSON'S NFL TOTALS

Year	GP/GS	No.	RECEIVING			
			Yds.	Avg.	Lg	TD
2008 (Cinn).....	6/1	1	2	2.0	2	0
2009 (Cinn).....	2/0	0	0	0.0	0	0
2010 (Cinn).....	5/3	20	277	13.9	59t	3
2011 (Cinn).....	16/14	50	725	14.5	84	4
Playoffs.....	1/1	3	33	11.0	16	0
Totals.....	29/18	71	1,004	14.1	84	7
Playoffs.....	1/1	3	33	11.0	16	0

SINGLE-GAME CAREER HIGHS

Receptions.....12..... @ Baltimore, 1/2/11
 Receiving Yards152..... @ Baltimore, 11/20/11
 Long Reception84..... @ Denver, 9/18/11
 TD Receptions2..... vs. San Diego, 12/26/10

SIMPSON'S CAREER GAME-BY-GAME (*-starts)

2008	Opponent	No	Yds	Avg.	Lg	TD
9/7.....	@ Baltimore	0	0	0.0	0	0
9/14.....	Tennessee	0	0	0.0	0	0
9/28.....	Cleveland	0	0	0.0	0	0
10/19.....	Pittsburgh	1	2	2.0	2	0
11/30.....	Baltimore	0	0	0.0	0	0
12/7.....	@ Indianapolis*	0	0	0.0	0	0
Total		1	2	2.0	2	0
2009	Opponent	No	Yds	Avg.	Lg	TD
12/20.....	@ San Diego	0	0	0.0	0	0
1/3/10.....	@ NY Jets	0	0	0.0	0	0
Total		0	0	0.0	0	0
2010	Opponent	No	Yds	Avg.	Lg	TD
9/12.....	@ New England	0	0	0.0	0	0
10/10.....	Tampa Bay	0	0	0.0	0	0
12/19.....	Cleveland*	2	30	15.0	15	0
12/26.....	San Diego*	6	124	20.7	59t	2
1/2/11.....	@ Baltimore*	12	123	10.3	21	1
Total		20	277	13.9	59t	3

SIMPSON'S TOUCHDOWNS

GAME	PLAY
vs. San Diego, 12/26/10.....	10 pass, 59 pass from C. Palmer
@ Baltimore, 1/2/11.....	11 pass from C. Palmer
@ Seattle, 10/30/11.....	14 pass from A. Dalton
@ Tennessee, 11/6/11.....	15 pass from A. Dalton
vs. Houston, 12/11/11.....	17 pass from A. Dalton
vs. Arizona, 12/24/11.....	19 pass from A. Dalton
Total.....	7

SIMPSON'S 100-YARD GAMES

Game	Yards/Rec/TDs
vs. San Diego, 12/26/10.....	124/6/2
@ Baltimore, 1/2/11.....	123/12/1
@ Denver, 9/18/11.....	136/4/0
Indianapolis, 10/16/11.....	101/6/0
@ Baltimore, 11/20/11.....	152/8/0

2011	Opponent	No	Yds	Avg.	Lg	TD
9/11.....	@ Cleveland*	4	44	11.0	20	0
9/18.....	@ Denver*	4	136	34.0	84	0
9/25.....	San Francisco	1	6	6.0	6	0
10/2.....	Buffalo*	3	26	8.7	17	0
10/9.....	@ Jacksonville*	4	40	10.0	17	0
10/16.....	Indianapolis	6	101	16.8	32	0
10/30.....	@ Seattle*	1	14	14.0	14t	1
11/6.....	@ Tennessee*	3	43	14.3	18	1
11/13.....	Pittsburgh*	0	0	0.0	0	0
11/20.....	@ Baltimore*	8	152	19.0	47	0
11/27.....	Cleveland*	2	15	7.5	9	0
12/4.....	@ Pittsburgh*	0	0	0.0	0	0
12/11.....	Houston*	2	38	19.0	21	1
12/18.....	@ St. Louis*	2	14	7.0	10	0
12/24.....	Arizona*	5	42	8.4	19t	1
1/1/12.....	Baltimore*	5	54	10.8	23	0
Total		50	725	14.5	84	4
PLAYOFFS						
1/7/12.....	@ Houston*	3	33	11.0	16	0

JOHN SULLIVAN #65



POSITION: Center
HEIGHT/WEIGHT: 6-4/301
DOB: 8-8-85
HOMETOWN: Old Greenwich, CT

COLLEGE: Notre Dame
ACQUIRED: D6 (#187) for 2008
NFL SEASON: 5
VIKINGS SEASON: 5

GAMES/STARTS (regular season, playoffs) 2008 (16/0, 1/0), 2009 (16/16, 2/2), 2010 (14/14), 2011 (15/15). **Total**-61/45, 3/2.

- Enters 4th season as the Vikings full-time starter in 2012 as the club's most consistent lineman.
- 3-time state wrestling champion as a prep in Connecticut.
- Attended same high school as NFL great Steve Young.

OFF THE FIELD College roommate with Vikings TE John Carlson during their playing days at Notre Dame...Active in Twin Cities community with visits to the University of Minnesota Amplatz Children's Hospital...Avid sporting clays shooter at Minnesota Horse and Hunt Club, competing in league shooting events...Active with youth outdoor mentoring activities through the Minnesota Department of Natural Resources... Graduated with degree in marketing in spring semester 2007 and played his senior season of football at Notre Dame in graduate studies...Attended same high school as former 49ers great Steve Young...Excelled in wrestling, winning heavyweight state titles as a sophomore, junior and senior and placed 7th in national meet.

PRO Has started all 45 regular season games and both playoff contests he has played over the past 3 seasons...Agreed to long-term contract extension late in the 2011 season...Has helped RB Adrian Peterson rush for 1,000+ yards and 12+ TDs in 2009 and 2010, including team-record 18 TDs in 2009... Joined rookie RT Phil Loadholt in 2009 as new starters along the Vikings line...Held down middle of the Vikings line in 2009, his 1st season as a starter, opening all 16 games and both playoff contests...Was the 4th C drafted in 2008 and became the 1st Notre Dame C drafted since 2003 when Jeff Faine was taken by Cleveland in the 1st round...The last Notre Dame C the Vikings drafted was Dave Huffman, #43 in 1979...The last Irish player selected by the Vikings was Vikings Radio Network color analyst Pete Bercich, #211 in 1994...Recruited to Notre Dame and played his freshman and sophomore seasons under former Vikings assistant coach Tyrone Willingham.

2011 Opened the 15 games he played...Helped Adrian Peterson break the 100-yard mark 2 times during the season, Toby Gerhart record his 1st career 100-yard rushing game and QB Joe Webb to go for 100+ yards...Paved way for Vikings rushing offense to rank #4 in the NFL, averaging 144.9 yards per game...Peterson broke the Vikings career rushing TDs record and came within 66 yards of the career rushing yards record during the season.

2010 Battled back from injuries to start 14 games...Snapped to 3 different starting QBs during the season- Brett Favre, Tarvaris Jackson and Joe Webb...Missed game at NY Jets (10/11) and vs. Dallas (10/17)...Fought through calf injury during preseason and early season, but rebounded to start final 12 games of season...Helped Peterson rush for 1,298 yards, the 5th-best single-season mark in team history...For the final 5 games of the season, he anchored a line that had a rookie LG, Chris DeGeare, and newly-tabbed starter, Ryan Cook, at RG after injuries to regular starters Steve Hutchinson and Anthony Herrera.

2009 Had impressive debut season as a starter, starting every game during the regular season and playoffs...Helped Vikings offense rank #5 in the NFL and ranked #8 in passing offense, a 17-position jump from the previous season...Paved the way for Adrian Peterson to rush for 1,383 yards and set a Vikings record with 18 rushing TDs...Protected QB Brett Favre, who joined the team following training camp, to post his best statistical season...Along with rookie RT Phil Loadholt, made debut as a starter along the line.

2008 Played in all 16 regular season games and the Wild Card Playoff contest vs. Philadelphia (1/4/09)...Saw time on special teams as part of kickoff return unit.

COLLEGE Starter in BCS Bowl games as a sophomore and junior, opening the Sugar Bowl vs. LSU as a junior and Fiesta Bowl vs. Ohio State as a sophomore...Guided Irish to 10-3 mark in 2006 and 9-3 record in 2005...Played final 3 seasons in South Bend under former New England Patriots offensive coordinator Charlie Weiss...Played in 47 and started 43 games for the Irish...Paved the way for a 1,000-yard rusher as a sophomore and junior and protected Brady Quinn as a sophomore and junior as he threw for 3,000 yards...Served as 1 of 5 Irish captains as a senior...Preseason All-America choice by Street & Smith as a senior...Started all 12 games as a sophomore.

PREP Named Gatorade's Connecticut Player of the Year as a senior at Greenwich High...Named All-America by SuperPrep and Parade while earning 2nd-team notice by *USA Today* and ESPN.com...Selected to U.S. Army All-America Bowl game in San Antonio...Helped team to 12-1-1 mark as a senior and a berth in the state title game...Posted 138-6 record as a heavyweight wrestler, winning 3 state championships.



John Sullivan and teammates presented medals to runners at the Greenwich Gridiron Gallop on Father's Day 2012.

KERRY TAYLOR #15



POSITION: Wide Receiver
HEIGHT/WEIGHT: 6-0/200
DOB: 2-20-89
HOMETOWN: Chandler, AZ

COLLEGE: Arizona State
ACQUIRED: FA for 2011
NFL SEASON: 1
VIKINGS SEASON: 1

GAMES/STARTS (regular season, playoffs) 2011 (PS-Minn).
Total- 0/0.

- Member of 3 practice squads during rookie season in 2011- New England, San Francisco and Minnesota.
- Son of former NFL safety Keith Taylor and nephew of Super Bowl hero John Taylor.

OFF THE FIELD Majored in communications at ASU... Teammates at ASU with Vikings RB Toby Gerhart's younger brother, Garth...Father, Keith, was a 9-year NFL veteran defensive back who had a career-best 7 INTs in 1989 with Indianapolis before going on to play with New Orleans and Washington... Uncle, John, was a standout WR for San Francisco on 3 Super Bowl squads.

PRO Will compete for time in Vikings WR corps in 2012 after honing his skills on practice squad...Spent final 9 weeks of 2011 on Vikings practice squad...Originally signed as a rookie free agent by Green Bay in 2011.

2011 Learned the system as a member of the Vikings practice squad for the final 9 weeks of the season...Signed by Vikings on 10/25, his 3rd practice squad of the season...Spent a week on San Francisco practice squad, joining 49ers on 10/12 and released on 10/18...Signed by New England on practice squad on 9/5 before his release on 9/16...Spent training camp and preseason with Green Bay, signed on 7/28 and released in final roster cuts on 9/3.

COLLEGE Ended career at ASU by leading team in receptions (54) and receiving yards (699) as a senior...Matched career-high with 3 TDs as a senior...Played in 46 career games with 20 starts...Hauled in 112 career passes for 1,433 yards and 7 TDs.

PREP Helped lead Hamilton High (Chandler, AZ) to the Class 5A state title as a senior...Reeled in 11 TD passes as a senior... Named All-State as a junior...Standout sprinter on track team.

1961 VIKINGS ENTERED UNCHARTED WATERS

The 1961 Vikings Press, Radio and TV Guide provided this perspective on the upcoming season:

THE OUTLOOK

The NFL's newest baby showed signs of wanting to run, not walk, in the last couple months, and left a proud, but slightly bewildered, papa wondering just when those wonderful first steps would be taken.

The "baby", of course, is the Minnesota Vikings, who embark on their inaugural season of play in the world's toughest football league. And the "proud papa" is Coach Norm Van Brocklin, the erstwhile field leader of the World Champion Eagles who turned in his No. 11 jersey to don the Vikings' coaching togs.

The Minnesotans showed surprisingly well in three of their five preseason games, holding Baltimore to a 13-3 edge, San Francisco to a 14-10 win and Los Angeles to a 21-17 victory. In fact, in those three games, the decisions were close enough to leave Van Brocklin wondering if his baby would ever get a turn of luck and make a first step.

On two other occasions, the Vikings looked more like what you would expect of a brand-new team. They lost to Dallas 38-13 and to Chicago 30-7.

With full realization that it takes time to build a pro football club, Van Brocklin still had some reason to be optimistic as the league season began to click in the second half of the Ram game under the direction of rookie Francis Tarkenton, aided by a young, but gifted, halfback, Tommy Mason.

And three late trades filled some obvious holes in the Viking armor. One brought Jim Leo, linebacker from the Giants; another netted six talented young players from the Browns - Jamie Caleb, Jim Prestel, Dick Grecni, Paul Dickson, Billy Gault, Jim Marshall - and the third landed Jerry Reichow from the Redskins.

The late acquisitions did nothing to cure one of Van Brocklin's major problems - that of molding a cohesive unit.

In fact, the late shuffling of players may have added to the temporary problem, since it causes a rapid turnover on the Vikings roster.

On the other hand, it left Van Brocklin and staff satisfied that, as soon as all the new men could be worked into the team, the Vikings would be in a position to challenge any club in the NFL's Western Division.

It must be remembered, of course, that the Minnesota club faces the same rough road as Dallas in 1960. The Cowboys, in their rookie season, failed to win a league game. Van Brocklin readily admits that this could happen to the Vikings.

Yet, in characteristic fashion, he also says that "we could also win them all, I suppose."

JORDAN TODMAN #23



POSITION: Running Back
HEIGHT/WEIGHT: 5-10/198
DOB: 2-24-90
HOMETOWN: Dartmouth, MA

COLLEGE: Connecticut
ACQUIRED: FA for 2011 (SD PS)
NFL SEASON: 1
VIKINGS SEASON: 1

GAMES/STARTS (regular season, playoffs) 2011 (0/0-SD, Minn). **Total-** 0/0.

- Signed off San Diego practice squad to the Vikings 53-man roster on 12/27/11.
- Entered NFL as a 6th-round draft pick by San Diego in 2011 and spent opening 6 weeks of rookie season on Chargers 53-man roster.

OFF THE FIELD Majored in sociology...Wore #23 with the Vikings, UConn and at Dartmouth High....Declared early for NFL Draft, passing on his senior season at UConn.

PRO Signed off San Diego practice squad to Vikings 53-man roster on 12/27/11...Was inactive for Vikings regular season finale vs. Chicago (1/1/12)...Originally selected in 6th round (#183 overall) of 2011 Draft by San Diego.

2011 Spent lone week on Vikings 53-man roster as an inactive player for the regular season finale vs. Chicago (1/1/12)...Spent 9 weeks on Chargers practice squad, signing on 10/26...Released from San Diego's regular roster on 10/22...Made Chargers final roster cuts after training camp and preseason, spending opening 6 weeks of season on 53-man roster as an

inactive for each game.

COLLEGE Ended collegiate career at UConn ranked 3rd in rushing record book with 3,179 yards, tied for 3rd with 31 rushing TDs and ranked 2nd with 616 carries...Named unanimous Big East Conference Offensive Player of the Year in 2010, the 1st player to achieve the feat since Gino Torretta in 1992...Led Big East in rushing and ranked 2nd in nation as a senior...Ran for 1,695 yards in 2010, the 2nd-best single-season mark in school history...Scored 14 rushing TDs in 2009 and 2010...Earned 2nd-Team All-America from Associated Press and Walter Camp in 2010...Broke the 100-yard mark 15 times in his career, including 10 times in 2010...Rambled for career-high 222 yards as a senior vs. Pittsburgh...Ran for 1,188 yards in 2009...Big East Special Teams Player of the Week in 2009 vs. Notre Dame after posting a 96-yard KOR TD.

PREP Ranked 2nd in Massachusetts high school history with 5,083 career rushing yards...Twice earned All-State honors at Dartmouth High...Named Massachusetts Division I Player of the Year by Boston Globe...Helped team to Division I Super Bowl as a senior.

VIKINGS HONORED 25th AND 40th TEAMS

As the Vikings celebrated the 50th season in 2010, past honors have been bestowed upon some of the greats in franchise history. The team recognized an all-time team in 1985 as part of the celebration of the 25th season and in 2000 announced the 40th-season all-time team.

VIKINGS 25TH SEASON ALL-TIME TEAM 1961-85

OFFENSE

WRs: Ahmad Rashad, Sammy White
 Ts: Ron Yary, Grady Alderman
 Gs: Ed White, Milt Sunde
 C: Mick Tingelhoff
 TE: Stu Voigt
 QB: Fran Tarkenton
 RBs: Bill Brown, Chuck Foreman
 K: Fred Cox

DEFENSE

DEs: Jim Marshall, Carl Eller
 DTs: Alan Page, Gary Larsen
 OLBs: Matt Blair, Roy Winston
 ILBs: Jeff Siemon, Scott Studwell
 Ss: Paul Krause, Karl Kasulke
 CBs: Bobby Bryant, Ed Sharockman
 P: Greg Coleman
 Head Coach: Bud Grant

VIKINGS 40TH SEASON ALL-TIME TEAM 1961-2000

OFFENSE

WRs: Ahmad Rashad, Cris Carter
 Ts: Ron Yary, Tim Irwin
 Gs: Ed White, Randall McDaniel
 C: Mick Tingelhoff
 TE: Steve Jordan
 QB: Fran Tarkenton
 RBs: Chuck Foreman, Robert Smith
 K: Fred Cox
 Special Teams Coverage: Bill Brown

DEFENSE

DEs: Jim Marshall, Carl Eller
 DTs: Alan Page, John Randle
 LBs: Jeff Siemon, Matt Blair, Scott Studwell
 Ss: Paul Krause, Joey Browner
 CBs: Bobby Bryant, Carl Lee
 P: Greg Coleman
 Special Teams Returns: Darrin Nelson
 Head Coach: Bud Grant



BRYAN WALTERS #13



POSITION: Wide Receiver
HEIGHT/WEIGHT: 6-0/190
DOB: 11-4-87
HOMETOWN: Kirkland, WA

COLLEGE: Cornell
ACQUIRED: FA (SD) for 2012
NFL SEASON: 2
VIKINGS SEASON: 1

GAMES/STARTS (regular season, playoffs) 2010 (PS-SD), 2011 (4/0-SD). **Total**-4/0 (4/0-SD).

- Caught pair of passes against Vikings in 2011 season opener.
- All-purpose threat at Cornell, posted 2nd-best total yardage season in school history in 2009, ranking behind only former Viking Ed Marinaro in 1971.

OFF THE FIELD Earned degree in economics at Cornell... Aspires to a career that keeps him involved in football in some way...Avid outdoor sports participant, especially with skiing and golf...Has worked to support FCA camps and Young Life activities.

PRO Joined Vikings as a free agent on 4/2/12...Saw action in 4 career games, all coming in 2011 with San Diego...Played in 1st career regular season game in 2011 season opener vs. Minnesota (9/11/11) and enjoyed his most productive game in the NFL against the Vikings...Joined Chargers as a rookie free agent in 2010 before being waived-injured during training camp...Re-joined San Diego on practice squad on 12/1/10 for the remaining 5 weeks of his rookie season.

2011 Played in 4 games with San Diego and was inactive for 10 others...Saw action in opening 3 contests and recorded 1st career stats...Moved from active roster to practice squad during season, playing vs. Green Bay (11/6) at mid-season...Was relegated to practice squad for a couple days while team made roster moves to provide offensive line depth to an injury-riddled unit...Served spot duty as a punt returner, notching 45 yards on 8 returns with a long of 13 vs. Minnesota (9/11)...Had pair of receptions against Vikings in season opener for 21 yards with both catches going for 1st downs...Had a 6-yard reception at New England (9/18).

WALTERS' NFL TOTALS

RECEIVING

Year	GP/GS	Rec	Yds	Avg	Lg	TD
2011 (SD)	4/0	3	27	9.0	13	0
Totals	4/0	3	27	9.0	13	0

PUNT RETURNS

Year	PR	FC	Yds	Avg	Lg	TD
2011 (SD)	8	3	45	5.6	13	0
Totals	8	3	45	5.6	13	0

SINGLE-GAME CAREER HIGHS

Receptions.....2..... vs. Minnesota, 9/11/11
 Yards.....21..... vs. Minnesota, 9/11/11
 Long Reception13..... vs. Minnesota, 9/11/11
 Punt Returns.....5..... vs. Minnesota, 9/11/11
 PR Yards.....38..... vs. Minnesota, 9/11/11
 Long PR.....13..... vs. Minnesota, 9/11/11

2010 Spent final 5 weeks of season on Chargers practice squad...Was waived-injured during preseason by San Diego on 8/5 before being re-signed to club's practice squad on 12/1... Originally joined San Diego as a rookie free agent.

COLLEGE Earned 2nd-Team All-Ivy League honors as a senior in 2009 after leading the conference and ranking #5 in the nation with 171.6 total yards per game...His total ranked as the 2nd-best total in Cornell history behind only Ed Marinaro in 1971 when he finished as the runner-up in the Heisman Trophy voting...Notched 338 total yards against Fordham as a senior, the top game in NCAA FCS action for the season...Set Ivy records for career punt return (972) and KO return (2,790) yardage... Ranked 2nd in all-purpose yards (5,795)...Ranked 4th in Cornell history with 144 receptions and 2,032 yards.

PREP Attended Juanita High in Kirkland, WA...Standout in baseball and basketball...Team captain in basketball and football...Named football MVP as a junior and school's player of the year as a senior.

JOE WEBB #14



POSITION: Quarterback

HEIGHT/WEIGHT: 6-4/220

DOB: 11-14-86

HOMETOWN: Birmingham, AL

COLLEGE: Alabama-Birmingham

ACQUIRED: D6 (#199) for 2010

NFL SEASON: 3

VIKINGS SEASON: 3

GAMES/STARTS (regular season, playoffs) 2010 (5/2), 2011 (10/1). **Total-**15/3.

- Won his 1st career start under hostile conditions at Philadelphia (12/26/10), a game postponed for 2 days due to weather.
- Set Vikings record for a QB with 109 yards rushing at Detroit (12/11/11), including a 65-yard TD run that set a team record for a QB and ranks as the 7th-longest by an NFL QB.
- Ran for 1st career TD on Monday Night Football vs. Chicago (12/20/10) when he relieved Brett Favre.

OFF THE FIELD Earned degree in criminal justice in 2009... Interested in career in investigations following his days on the gridiron... Member of National Honor Society in high school... Engaged to Tameka, couple had a son in fall of 2011... Brother, Yohance Myles, is an actor who has appeared in film, TV and stage.

PRO Started 1 game in 2011 at WR, opening vs. Denver (12/4)... Came into game in relief of starter Christian Ponder when he suffered a concussion at Washington (12/24/11) and helped team to the victory with a pair of passing TDs... Started final 2 games of rookie season, winning his 1st start at Philadelphia (12/28/10)... Joined Ron VanderKelen as the only Vikings rookie QBs to win their 1st start... Was the 9th player in UAB history to be drafted in the NFL and the 1st since WR Roddy White in 2005.

2011 Did not start a game at QB, but came off the bench for injured starter Christian Ponder to play significant time at QB in 3 games... Started at WR in package vs. Denver (12/4)... Caught 1st career pass at Green Bay (11/14)... Entered game at Detroit (12/11) to lead a furious comeback and played most of 2nd half to save a win at Washington (12/24)... Made impressive plays with his feet during the season, setting a team record for rushing yards in a game by a QB at Detroit (12/11) with 109 yards on the ground, including a team-record by a QB with a 65-yard scoring run... His record-setting scramble ranked as the 7th-longest in NFL history by a QB... Threw 1st TD pass of career at Detroit, hitting Toby Gerhart from 2 yards out to cut lead to 28-34... Moved Vikings into position for game-winning score as time expired at Detroit... Replaced Ponder early in 3rd quarter of game at Washington (12/24) and engineered 4 scoring drives, including rushing for a 65-yard score and throwing a pair of TDs... Threw 17-yard TD to Kyle Rudolph and 8-yard score to Percy Harvin.

2010 Started final 2 games of season and played extensively in relief of injured Brett Favre vs. Chicago (12/20) on Monday Night Football... Became only 2nd Vikings rookie QB to win their 1st start when he guided club to a 24-14 win at Philadelphia (12/28), a game that had been delayed by 2 days by snowy weather... Ran for a pair of TDs in consecutive games during the season, his 1st coming vs. Chicago (12/20) on a 13-yard run and the following week on a 9-yard burst at Philadelphia... Connected with Percy Harvin on a 46-yard pass at Philadelphia, his longest pass of the season... Saw 1st action at QB in relief of Tarvaris Jackson vs. NY Giants (12/12), completing a pair of

passes and rushing for 16 yards in game played at Ford Field in Detroit... In 1st game action of the season, returned opening kickoff vs. Buffalo (12/5) for 30 yards, becoming the 1st Vikings QB in history to return a kickoff.

COLLEGE Earned Conference USA Offensive Player of the Year and led the NCAA in rushing yards by a QB... Team captain as a senior... His 1,427 rushing yards as a senior ranked as the 3rd-most by a QB in college football history... Was UAB's full-time starting QB as a junior and senior after playing WR as a sophomore... Played in final 2 games as a redshirt freshman in 2006 at QB, starting his 1st career game in the season finale at Central Florida... Became the 1st player in NCAA history to pass for 2,000+ yards and rush for 1,000+ yards in back-to-back seasons... Threw for 21 TDs and rushed for 11 as a senior... Threw 21 TDs with only 8 INTs... As a senior, threw career-best 4 TD passes against Florida Atlantic and tossed for career-high 378 yards the following game at Memphis... Broke the 100-yard rushing mark in 8 games as a senior, including career-high 198 in the season opener vs. Rice... Had remarkable game at UTEP as a senior when he caught a TD pass, threw a TD pass and rushed for a TD... Had career-best 6 receptions in 3 games as a sophomore, at Michigan State, at Florida State and vs. Tulane... Had career-best 106 yards receiving vs. Tulane.

PREP Attended Wenonah High in Birmingham, AL... Earned Honorable Mention All-State as a senior... Team advanced to state playoffs as a senior... Team captain as a senior and named team MVP... Played through a broken wrist in a high school game and tossed 4 TDs... Played basketball and baseball.

WEBB GEMS

Joe Webb showcased his playmaking ability and his knack for keeping plays alive with his unique scrambling ability in his opening 2 seasons with the Vikings. He led a furious comeback bid on the road at playoff-bound Detroit in 2011 with a big 2nd-half that fell short of upsetting the Lions. Webb set a team record for QBs by rushing for 109 yards in the game with a 65-yard TD jaunt.

RUSHING YARDS IN A GAME BY VIKINGS QBs

PLAYER, GAME	YARDS
Joe Webb, at Detroit (12/11/11)	109
Fran Tarkenton, at Los Angeles (11/5/61)	99
Daunte Culpepper, vs. Detroit (10/14/01)	83

LONGEST RUNS BY VIKINGS QBs

PLAYER, GAME	YARDS
Joe Webb, at Detroit (12/11/11)	65t
Fran Tarkenton, at Los Angeles (11/5/61)	52t

WEBB'S NFL TOTALS

PASSING

Year	GP/GS	Att.	Comp.	Pct.	Yards	Yds/Att	TD	INT	LG	Sk/Yds	Rating
2010 (Minn)	5/2	89	54	60.7	480	5.4	0	3	46	8/48	61.1
2011 (Minn)	10/1	63	34	54.0	376	6.0	3	2	36	3/21	74.5
Totals	15/3	152	88	57.9	853	5.6	3	5	46	11/69	66.6

Record as Starter (regular/playoffs): 1-1; 1-1 in 2010.

RUSHING

Year	Att.	Yards	Avg.	LG	TD
2010	18	120	6.7	16	2
2011	22	154	7.0	65t	2
Totals	40	274	6.8	65t	4

WEBB'S TOUCHDOWNS

GAME	Play
vs. Chicago, 12/20/10	13 rush
@ Philadelphia, 12/28/10	9 rush
@ Detroit, 12/11/11	65 rush, 2 pass to T. Gerhart
@ Washington, 12/24/11	9 run, 17 pass to K. Rudolph, 8 pass to P. Harvin

SINGLE-GAME CAREER HIGHS

- Attempts32..... @ Detroit, 1/2/11; vs. Chicago, 1/1/12
- Completions 20..... @ Detroit, 1/2/11
- Passing Yards 200..... vs. Chicago, 1/1/12
- Long Pass 46..... @ Philadelphia, 12/28/10 (to P. Harvin)
- Highest QB Rating 87.8..... @ Philadelphia, 12/28/10
- Rushing Attempts7..... @ Detroit, 12/11/11
- Rushing Yards109..... @ Detroit, 12/11/11
- Long Rush 65t..... @ Detroit, 12/11/11
- Rushing TDs1..... 4, last @ Washington, 12/24/11
- Reception1..... @ Green Bay, 11/14/11
- Long Reception 9..... @ Green Bay, 11/14/11
- Kickoff Return1..... vs. Buffalo, 12/5/10
- Long Kickoff Return 30..... vs. Buffalo, 12/5/10

WEBB'S CAREER GAME-BY-GAME (* starts; scores for games started only)

2010 MINNESOTA	Att.	Comp.	Yards	Pct.	TD	INT	Lg	Sk/Yds	Rating	Rush	Yds	TD	Score
12/5..... Buffalo	0	0	0	0.0	0	0	0	0/0	0	0	0	0	
12/13..... NY Giants	5	2	8	40.0	0	0	7	0/0	47.9	1	16	0	
12/20..... Chicago	26	15	129	57.7	0	2	18	3/21	38.8	6	38	1	
12/28..... @ Philadelphia*	26	17	195	65.4	0	0	46	2/19	87.8	6	31	1	W 24-14
1/2/11..... @ Detroit*	32	20	148	62.5	0	1	20	3/8	60.4	5	35	0	L 13-20
Totals	63	34	376	54.0	3	2	36	3/21	74.6	22	154	2	

2011 MINNESOTA	Att.	Comp.	Yards	Pct.	TD	INT	Lg	Sk/Yds	Rating	Rush	Yds	TD	Score
9/11..... @ San Diego	0	0	0	0.0	0	0	0	0/0	0	1	-2	0	
10/16..... @ Chicago	1	0	0	0.0	0	0	0	0/0	39.6	1	1	0	
11/14..... @ Green Bay	0	0	0	0.0	0	0	0	0/0	0	1	6	0	
12/4..... Denver	1	1	8	100.0	0	0	8	0/0	100.0	1	4	0	
12/11..... @ Detroit	23	12	84	52.1	1	0	17t	1/15	75.3	7	109	1	
12/18..... New Orleans	1	0	0	0.0	0	0	0	0/0	39.6	2	0	0	
12/24..... @ Washington	5	4	84	80.0	2	0	36	1/3	158.3	5	34	1	
1/1/12..... Chicago	32	17	200	53.1	0	2	23	1/3	46.4	4	2	0	
Totals	63	34	376	54.0	3	2	36	3/21	74.6	22	154	2	

KEVIN WILLIAMS #93



POSITION: Defensive Tackle
HEIGHT/WEIGHT: 6-5/311
DOB: 8-16-80
HOMETOWN: Fordyce, AR

COLLEGE: Oklahoma State
ACQUIRED: D1 (#9) for 2003
NFL SEASON: 10
VIKINGS SEASON: 10

GAMES/STARTS (regular season, playoffs) 2003 (16/16), 2004 (16/16, 2/2), 2005 (14/14), 2006 (16/16), 2007 (16/16), 2008 (16/16, 1/1), 2009 (16/16, 2/2), 2010 (16/16), 2011 (14/14).
Total-140/140, 5/5.

• Keyed Vikings rushing defense that ranked #1, #1, #1 and #2 in the NFL from 2006-09.

• Has earned 6 Pro Bowl honors, trailing only Alan Page (9) and matching John Randle (6) among DTs in Vikings history.

• Scored 2 TDs on INT returns in 2007 and holds the Vikings record for career INTs by a lineman with 4.

OFF THE FIELD Married in June 2005 to Tasha, couple has a son and daughter...Tasha ended her collegiate basketball career in 2006 as a senior at Louisiana Tech, helping the Lady Techsters to the NCAA Tournament and earned All-Conference honors...Majored in general studies and earned his degree from Oklahoma State in the spring of 2003...Active in the Twin Cities community through the Vikings/United Way Hometown Huddle ARC-Hennepin County Clothing Drive, supports the Minnesota National Guard and the Vikings and Friends Holiday Party for the Salvation Army...Shares the same hometown as legendary football coach Paul "Bear" Bryant...Enjoys the outdoors and is an avid fisherman...His position coach, Brendan Daly, was on staff at Oklahoma State during his career.

HONORS Named to **50 Greatest Vikings** team as part of 50th season celebration in 2010...Selected to **Pro Bowl** in 2004, 2006, 2007, 2008, 2009 and 2010...Named **AP 1st Team All-Pro** in 2004, 2006, 2007, 2008 and 2009...Vikings 2008 **Defensive MVP** as voted by teammates...NFC **Defensive Player of the Week** vs. Jacksonville (11/28/04)...2003 **All-Rookie** Team...December 2003 **Defensive Rookie of the Month**.

PRO Selected to **Pro Bowl** following 2010 season but was unable to attend while he and his wife expected their 2nd child...Ranks 9th in Vikings history with 54.5 career sacks, good



for 4th in team history among DTs...Helped DE Jared Allen set Vikings single-season sack record in 2011 with 22.0...Key part of the Vikings record-setting run defense in recent seasons... Helped Vikings rank #1 in NFL rushing defense for the 3 straight seasons from 2006-2008, the 1st NFL team since the 1970 AFL-NFL merger to lead the League in 3 straight seasons... His 6 Pro Bowls rank behind only Alan Page (9) and ties John Randle (6) by Vikings DTs...Named a 1st-Team **Associated Press All-Pro** in 2009, 2008, 2007, 2006 and 2004, leading all DTs in the voting in 2004...Named an NFC starter in the **Pro Bowl** following the 2009, 2008, 2007, 2006 and 2004 seasons and was selected as an alternate following 2010...Joined fellow

4 SCORES, MAYBE MORE

Kevin Williams tied a Vikings record with his 4th career defensive TD at San Francisco in 2007. He has scored on 2 FRs and 2 INT returns in his career. He is the only Vikings defensive lineman in team history to score 4 TDs and was part of the Vikings record-tying 6 INT return TDs during the 2007 season. Williams returned an INT at San Francisco with only :14 expired in the game, the 2nd-fastest score in Vikings history.

VIKINGS ALL-TIME DEFENSIVE TDs

PLAYER	TDs
Kevin Williams	4 (2 INT, 2 FR)
Antoine Winfield	4 (2 INT, 2 FR)
Orlando Thomas	4 (2 INT, 2 FR)
Dewayne Washington	4 (3 INT, 1 FR)
Joey Browner	4 (3 INT, 1 FR)
Bobby Bryant	4 (3 INT, 1 FR)
Paul Krause	4 (2 INT, 2 FR)
Ed Sharockman	4 (3 INT, 1 FR)

SENIOR STATESMEN

The Vikings have a handful of veteran players who are approaching the all-time leaders in games played in franchise history. Kevin Williams has started all 140 career games he has played and trails only veteran CB Antoine Winfield on the club for career games played in the NFL.

VIKINGS CAREER GAMES PLAYED ENTERING 2012

PLAYER, POSITION	GAMES
Antoine Winfield, CB	175
Kevin Williams, DT	140*
Jared Allen, DE	125

* all games with Vikings

VIKINGS CAREER GAMES STARTED BY DEFENSIVE TACKLES

PLAYER, SEASONS	GAMES
Alan Page, 1967-78	157
John Randle, 1990-2000	150
Kevin Williams, 2003-11	140

DT Pat Williams and DE Jared Allen in the Pro Bowl following 2008, the 3rd time in Vikings history a trio of defensive linemen earned Pro Bowl berths...Joined fellow Vikings DT Pat Williams in Pro Bowl following 2006, 2007 and 2008 season, the only Vikings DT tandem to play in 3 Pro Bowls...Led NFL DTs in sacks in 2004, notching team-high 11.5...Became only the 2nd Vikings rookie defender to start all 16 games in 2003, joining CB Dewayne Washington in 1994...Led the Vikings with 10.5 sacks, ranking behind only Baltimore's Terrell Suggs among rookies... Consensus **All-Rookie** honoree...Selected with the 9th overall pick in the 2003 Draft, the Vikings' highest draft choice on defense since Chris Doleman was selected #4 in 1985...Was the 3rd defensive lineman drafted in 2003.

2011 Notched all 5.0 of his sacks in the final 7 games of the season...Moved into 9th in Vikings history with 54.5 sacks, the 4th-most in team history by a DT...Helped DE Jared Allen break Vikings single-season sack record with 22.0 and nearly match the NFL record, breaking Chris Doleman's team record of 21.0 set in 1989...Key part of Vikings posting 50.0 sacks as a team to tie for the NFL lead with Philadelphia...Set career-high with 12 tackles vs. Oakland (11/20), a game that kick-started his season as he notched 41 tackles, 5.0 sacks, 11.0 tackles for loss and a forced fumble in the final 7 games...Missed opening 2 games of season under NFL suspension.

2010 Opened all 16 games, continuing his consecutive games streak for the 5th straight season...Matched his career-best with 9.0 tackles for loss...Posted season-best 7 tackles vs. Miami (9/19)...Matched career-high with 3.0 tackles for loss vs. NY Giants (12/13)...Key element of the NFL's #8-ranked total defense...Sacked Dolphins QB Chad Henne vs. Miami (9/19).

2009 Tied for NFL lead among DTs with 6.0 sacks...Served as a defensive captain for the season...Earned 1st-Team **All-Pro** honors and named an NFC starter in the **Pro Bowl**...Helped Vikings defense rank #6 in the NFL in total defense for the 2nd straight year, the 1st time since 1993-94 with back-to-back top-10 finishes...Keyed Vikings rushing defense that ranked #2 in the NFL after ranking #1 for the 3 previous seasons...Played and started every game for the 4th straight season...Tied career-high with 3 passes defended at Green Bay (11/1)...Played in 100th career regular season game vs. Baltimore (10/18), celebrating game with a pair of sacks against Ravens QB Joe Flacco...Notched 14 tackles in playoff action, leading the line with 8 tackles in NFC Championship game.

2008 Voted by his teammates as the **Vikings Defensive MVP**...Earned 1st-Team **All-Pro** honors and named an NFC starter in the **Pro Bowl**...Took over as defensive captain after E.J. Henderson's season-ending injury...Tied for NFL lead among all DTs with 8.5 sacks...Key component of the Vikings run defense that led the NFL in rushing defense for the 3rd straight season, the 1st time since the 1970 AFL-NFL merger

a team ranked #1 in 3 straight years...Helped Vikings rank #6 in the NFL in total defense, the highest ranking since the 1994 season...Set career-high and tied the 2nd-best single-game sack total in a game with 4.0 vs. Detroit (10/12)...Blocked FG attempt at New Orleans (10/6) that Antoine Winfield returned 59 yards for a TD on Monday Night Football, the 1st returned FG for a TD in Vikings history...Blocked FG in season opener at Green Bay (9/8)...Forced a fumble on Packers QB Aaron Rodgers while sacking him, which Rodgers recovered and attempted to throw from the end zone, resulting in an intentional grounding penalty and safety.

2007 Returned to **Pro Bowl** for 3rd time in his career and 2nd straight season...Joined teammate Pat Williams as the starting DTs for the NFC in the Pro Bowl, the 2nd time in Vikings history a pair of DTs went to consecutive Pro Bowls, following Alan Page and Gary Larsen in 1969 and 1970...Named 1st-Team **All-Pro** by Associated Press...Set a Vikings record for defensive linemen and tied a Vikings record with 4 career defensive TDs...Scored on a pair of INT returns, a 54-yarder vs. Atlanta (9/9) and an 18-yarder at San Francisco (12/9)...Scored the 2nd-fastest TD in Vikings history when he picked off 49ers QB Trent Dilfer and scored on the 18-yard return on the 1st offensive play of the game with only 14 seconds expired in the game...Keyed the Vikings defensive effort that ranked #1 in the NFL against the run for the 2nd straight year...Led Vikings defensive linemen with 78 tackles and ranked 6th on team...Helped Vikings rank 3rd in the NFL by allowing only 7 rushing TDs on the season...Held opponents to an average if 74.1 rushing yards per game and limited some of the NFL's top talents during their games- holding Chargers All-Pro and 2007 NFL rushing champion LaDainian Tomlinson to 40 yards, Philadelphia All-Pro Brian Westbrook to 46 yards and Kansas City star Larry Johnson to 42 yards.

2006 Earned **Associated Press All-Pro** and starting job in the **Pro Bowl** for the 2nd time each in his career...Key part of the Vikings ranking #1 in the NFL in rushing defense...Helped defensive turnaround that ended with the defense ranking #8 overall in the NFL, the highest ranking since 1994...Teamed with fellow DT Pat Williams to lead run defense that allowed 985 rushing yards for the season (61.6 yards per game)...Both Vikings DTs earned Pro Bowl trips, the 1st time the Vikings sent a pair of DTs to the game since 1970 when Alan Page and Gary Larsen were honored...Started all 16 games for the 3rd time in his 4 NFL seasons...Scored 2nd career TD when he recovered a Seahawks fumble in the end zone at Seattle (10/22)...Set career-high with 6 QB hurries vs. Carolina (9/17) and vs. Arizona (11/26), winning both games...Helped hold Arizona (11/26) to only 6 rushing attempts, matching an NFL record for fewest rushing attempts in a game...Helped limit Lions to -3 rushing yards at Detroit (12/10)...Had sacks in 3 consecutive games, at Buffalo (10/11), vs. Detroit (10/8) and at Seattle (10/22).

PROLIFIC PRO BOWLS

Kevin Williams has earned trips to the Pro Bowl in 6 of his 9 NFL seasons. Williams has also earned 4 straight 1st-Team All-Pro honors from Associated Press. Only Hall of Famers Alan Page and John Randle have as many Pro Bowls by Vikings DTs.

VIKINGS ALL-TIME PRO BOWL DTs

PLAYER	PRO BOWLS
Alan Page	9
John Randle	6
Kevin Williams	6
Pat Williams	3
Gary Larsen	2
Keith Millard	2
Henry Thomas	2

SACK ATTACK

Kevin Williams moved into 9th place in Vikings history for career sacks.

VIKINGS CAREER SACKS

PLAYER	SACKS
Carl Eller	130.0
Jim Marshall	127.0
John Randle	114.0
Alan Page	108.5
Chris Doleman	96.5
Jared Allen	62.0
Doug Martin	60.5
Henry Thomas	56.0
Kevin Williams	54.5
Keith Millard	53.0

2005 Ranked 2nd on the team with 4.0 sacks despite missing 2 games...Opened at UT when team played 4-3 defense and at LDE when Vikings played 3-4...Had a season-high 4 QB hurries and added 6 tackles vs. New Orleans (9/25)...Posted 7 tackles and a forced fumble at Atlanta (10/2)...Recorded 6 tackles and a sack of Kyle Orton at Chicago (10/16)...Started vs. Cleveland (11/27) but left game with right knee injury...Inactive for game at Detroit (12/4), snapping his streak of 43 straight games started...Returned from injury to play vs. eventual Super Bowl XL champion Pittsburgh (12/18) where he sacked Ben Roethlisberger.

2004 Built on his impressive rookie debut in his 2nd campaign, earning **Associated Press All-Pro** honors, a starting berth in the **Pro Bowl** and led the NFL in sacks by a DT with 11.5...Led Vikings in sacks for 2nd straight season...Led all NFL DTs in All-Pro votes and was named to numerous media outlets All-Pro and All-NFC squads...Named **NFC Defensive Player of the Week** for performance vs. Jacksonville (11/28) when he had 6 tackles, a sack and returned a fumble for a TD in the final 2:00 of the game...Set a Vikings record for most sacks by a Viking in his opening 2 seasons with 22.0 sacks, breaking the mark of 21.5 held by Keith Millard...Marked the 3rd time in Vikings history that a player led the team in sacks as a rookie and his 2nd season, joining Alan Page (1967-68) and Keith Millard (1985-86), although Millard played in the USFL in 1984, his debut in pro football...Along with Lance Johnstone's 11.0 sacks, joined only 2 other NFL tandems to post 10+ sacks each in 2004, Atlanta's duo of Pat Kerney/Rod Coleman and Indianapolis' Dwight Freeney/Robert Mathis...Combined with Johnstone's 11.0 sacks to mark the 1st Vikings duo to post consecutive 10+ sack seasons since Chris Doleman/John Randle in 1992-93...Led Vikings linemen and ranked 5th on the team with 98 tackles...Notched most tackles by a Vikings lineman since Chris Doleman's 101 in 1991...Set Vikings record for passes defended by a lineman with 10, breaking the mark of 7 by Randy Holloway...Scored 1st career TD on a 77-yard return of a Byron Leftwich fumble vs. Jacksonville (11/28), the longest return in Vikings history by a lineman and the 3rd-longest overall... Intercepted his 2nd career pass when he picked Patrick Ramsey at Washington (1/2/05).

2003 Made presence felt immediately, leading the Vikings with 10.5 sacks, the 2nd-most sacks by a Vikings rookie behind Keith Millard's 11.0 in 1985...Consensus **All-Rookie** team honor...Started opening 12 games of the season at LDE and moved inside to start at NT in final 4 games...Set Vikings rookie record

WILLIAMS' NFL TOTALS

Year	GP/GS	Solo	Asst.	Total	Sacks	INTs	PBU	TFL	QBH	FF/FR
2003 (Minn).....	16/16	34	22	56	10.5	1 (3)	3	5.0	19	2/1 (0)
2004 (Minn).....	16/16	63	35	98	11.5	1 (7)	10	5.0	20	2/3 (77)
<i>Playoffs</i>	2/2	6	2	8	0.0	0	0	0.0	4	0/0
2005 (Minn).....	14/14	46	23	69	4.0	0	8	2.0	20	1/1 (6)
2006 (Minn).....	16/16	42	31	73	5.0	0	7	9.0	51	2/3 (0)
2007 (Minn).....	16/16	37	13	50	3.0	2 (72)	6	8.0	33	1/1
2008 (Minn).....	16/16	62	22	84	8.5	0	5	7.0	52	1/0
<i>Playoffs</i>	1/1	3	3	6	0.0	0	0	0.0	2	0/0
2009 (Minn).....	16/16	37	21	58	6.0	0	6	6.0	36	1/1
<i>Playoffs</i>	2/2	10	4	14	0.0	0	1	3.0	8	0/1
2010 (Minn).....	16/16	49	16	65	1.0	0	7	9.0	29	1/0
2011 (Minn).....	14/14	34	23	57	5.0	0	2	14.0	24	1/0
Totals	140/140	404	206	610	54.5	4 (82)	54	65.0	276	12/10 (83)
<i>Playoffs</i>	<i>5/5</i>	<i>19</i>	<i>9</i>	<i>28</i>	<i>0.0</i>	<i>0</i>	<i>1</i>	<i>3.0</i>	<i>14</i>	<i>0/1</i>

DYNAMIC D-LINE

The Vikings inside-outside pass rushing combo of Kevin Williams and Jared Allen had their best season in 2011, highlighted by Allen breaking the Vikings single-season sack record with 22.0 and Williams adding 5.0 more. The duo ranks 3rd in team history and the full line notched 39 sacks on the year.

VIKINGS SACKS IN A SEASON BY A DT/DE DUO PLAYERS, SACKS

SEASON	PLAYERS, SACKS
1989	Chris Doleman (DE), 21; Keith Millard (DT), 18.....39
1989	Chris Doleman (DE), 21; Henry Thomas (DT), 9.....30
2011	Jared Allen (DE), 22; Kevin Williams (DT), 5.....27
1992	Chris Doleman (DE), 14.5; John Randle (DT), 11.5.....26
1993	Chris Doleman (DE), 12.5; John Randle (DT), 12.5.....25

VIKINGS SACKS IN A SEASON BY A DEFENSIVE LINE PLAYERS, SACKS

SEASON	PLAYERS, SACKS
1989	Doleman (21), Millard (18), Noga (11.5), Thomas (9).....59.5
1969	Eller (15), Marshall (14), Page (9), Larsen (8).....46
1992	Doleman (14.5), Randle (11.5), Noga (9), Thomas (6).....41
1993	Doleman (12.5), Randle (12.5), Thomas (9), Barker (6).....40
2011	Allen (22), Robison (8), Williams (5), Griffen (4).....39
1976	Page (18), Eller (10), Sutherland (7), Marshall (4).....39
1976	Page (11), Larsen (10), Marshall (10), Eller (8).....39

with 3.0 sacks in season finale at Arizona (12/28)...Named **NFC Defensive Rookie of the Month** for December when he had 18 tackles, 5.0 sacks, a forced fumble and an interception in the 4-game stretch...Joined Carl Eller (1964) and Al Noga (1988) as the only rookie DEs in team history to start the season opener when he opened game at Green Bay (9/7) in the 1st regular season contest in the newly-renovated Lambeau Field, a 30-25 Vikings win...Joined DE Lance Johnstone as players with 10.0+ sacks, the 1st time for the Vikings since 1993 when Chris Doleman and John Randle accomplished the feat.

COLLEGE Was a mainstay on the Cowboys' defensive front, starting 42 games...All-Big 12 1st-team pick by the league's coaches and the Associated Press as a senior...Earned Big 12 Player of the Week honors for his performance vs. Nebraska...Started 10 of 11 games as a junior with 9 starts at DT and 1 at DE...Named 3rd-team Freshman-All American selection by The Sporting News in 1999...All-Big 12 3rd-team selection by the league's coaches and started all 11 games as a redshirt freshman...Redshirted as a true freshman in 1998.

PREP Played TE and DL at Fordyce (AR) High...Was an All-State selection in basketball.

KICKOFF
EXECUTIVES
STAFF
COACHES
PLAYERS
ROOKIES
2011 SEASON
RECORDS
PLAYOFF RECORDS
HISTORY
EXTRA POINTS

SINGLE-GAME CAREER HIGHS

Tackles.....	12.....	vs. Oakland, 11/20/11
Sacks.....	4.0.....	vs. Detroit, 10/12/08
QB Hurries.....	8.....	@ Arizona, 12/14/08
Forced Fumble.....	1.....	9 times, last vs. Green Bay, 11/9/08
Interception.....	1.....	@ Arizona, 12/28/03; @ Washington, 1/2/05; vs. Atlanta, 9/9/07; @ San Francisco, 12/9/07
Long INT Return.....	54t.....	vs. Atlanta, 9/9/07
Fumble Recoveries.....	1.....	9 times, last @ Dallas, 10/21/07
Long Fumble Return.....	77t.....	vs. Jacksonville, 11/28/04
Passes Defensed.....	3.....	@ NY Giants, 11/13/05; @ Green Bay, 11/1/09
Tackles For Loss.....	3.0.....	@ Buffalo, 10/1/06; vs. NY Giants, 12/13/10
Blocked FG.....	1.....	@ Green Bay, 9/8/08; @ New Orleans, 10/6/08

WILLIAMS' SACKS			vs. Detroit, 10/12/08		
GAME	QB	SACKS	GAME	QB	INTs
vs. San Francisco, 9/28/03.....	Tim Rattay.....	2.0	vs. Houston, 11/2/08.....	Sage Rosenfels.....	1.0
vs. Denver, 10/19/03.....	Steve Beuerlein.....	0.5	@ Jacksonville, 11/23/08.....	David Garrard.....	1.5
vs. NY Giants, 10/26/03.....	Kerry Collins.....	1.0	@ Cleveland, 9/13/09.....	Brady Quinn.....	1.0
vs. Green Bay, 11/2/03.....	Brett Favre.....	1.0	@ St. Louis, 10/11/09.....	Kyle Boller.....	1.0
@ Oakland, 11/16/03.....	Rick Mirer.....	1.0	vs. Baltimore, 10/18/09.....	Joe Flacco.....	2.0
vs. Seattle, 12/7/03.....	Matt Hasselbeck.....	1.0	@ Pittsburgh, 10/25/09.....	Ben Roethlisberger.....	1.0
@ Chicago, 12/14/03.....	Rex Grossman.....	1.0	vs. Detroit, 11/15/09.....	Matthew Stafford.....	1.0
@ Arizona, 12/28/03.....	Josh McCown.....	3.0	vs. Miami, 9/13/10.....	Chad Henne.....	1.0
vs. Dallas, 9/12/04.....	Vinny Testaverde.....	1.0	vs. Oakland, 11/20/11.....	Carson Palmer.....	1.0
vs. Chicago, 9/26/04.....	Rex Grossman.....	1.0	@ Atlanta, 11/27/11.....	Matt Ryan.....	1.0
@ Houston, 10/10/04.....	David Carr.....	1.0	@ Detroit, 12/11/11.....	Matthew Stafford.....	1.0
vs. Tennessee, 10/24/04.....	Billy Volek.....	1.0	@ Washington, 12/24/11.....	Rex Grossman.....	1.0
vs. NY Giants, 10/31/04.....	Kurt Warner.....	1.0	vs. Chicago, 1/1/12.....	Josh McCown.....	1.0
@ Indianapolis, 11/8/04.....	Peyton Manning.....	1.0	Totals.....		54.5
vs. Jacksonville, 11/18/04.....	Byron Leftwich.....	1.0	WILLIAMS' INTERCEPTIONS		
@ Chicago, 12/5/04.....	Chad Hutchinson.....	2.0	GAME	QB	INTs
vs. Seattle, 12/12/04.....	Matt Hasselbeck.....	1.0	@ Arizona, 12/28/03.....	Josh McCown.....	1 (3)
@ Washington, 1/2/05.....	Patrick Ramsey.....	1.5	@ Washington, 1/2/05.....	Patrick Ramsey.....	1 (7)
@ Chicago, 10/16/05.....	Kyle Orton.....	1.0	vs. Atlanta, 9/9/07.....	Joey Harrington.....	1 (54t)
vs. Pittsburgh, 12/18/05.....	Ben Roethlisberger.....	1.0	@ San Francisco, 12/9/07.....	Trent Dilfer.....	1 (18t)
vs. Chicago, 1/1/06.....	Kyle Orton.....	2.0	Totals.....		4 (8t)
vs. Carolina, 9/17/06.....	Jake Delhomme.....	1.0	WILLIAMS' TOUCHDOWNS		
@ Buffalo, 10/1/06.....	J.P. Losman.....	1.0	GAME	Play	
vs. Detroit, 10/8/06.....	Jon Kitna.....	1.0	@ Jacksonville, 11/28/04.....	77 fumble return	
@ Seattle, 10/22/06.....	Seneca Wallace.....	1.0	@ Seattle, 10/22/06.....	0 fumble return	
@ San Francisco, 11/5/06.....	Alex Smith.....	1.0	vs. Atlanta, 9/9/07.....	54 interception return	
vs. Atlanta, 9/9/07.....	Joey Harrington.....	1.0	@ San Francisco, 12/9/07.....	18 interception return	
@ Dallas, 10/21/07.....	Tony Romo.....	1.0	Totals.....		4 (2 FR, 2 INT)
vs. Detroit, 12/2/07.....	Jon Kitna.....	1.0			
vs. Carolina, 9/21/08.....	Jake Delhomme.....	2.0			

50 GREATEST VIKINGS HONORED DURING VIKINGS 50TH SEASON

The 50 Greatest Vikings were recognized as the pinnacle of a season-long celebration of the club's 50th season in 2010. The Vikings legends took part in a weekend of activities leading up to the regular season home finale vs. Chicago on 12/20/10.

50 GREATEST VIKINGS

PLAYER, POSITION	SEASONS
Grady Alderman, T.....	1961-74
Jared Allen, DE.....	2008-present
Matt Birk, C.....	1998-2008
Matt Blair, LB.....	1974-85
Bill Brown, RB.....	1962-74
Joey Browner, S.....	1983-91
Bobby Bryant, CB.....	1967-80
Anthony Carter, WR.....	1985-93
Cris Carter, WR.....	1990-2001
Fred Cox, K.....	1963-77
Daunte Culpepper, QB.....	1999-2005
Chris Doleman, DE.....	1985-93, '99
Carl Eller, DE.....	1964-78
Chuck Foreman, RB.....	1973-79
John Gilliam, WR.....	1972-75
Bud Grant, Head Coach.....	1967-83, '85
Wally Hilgenberg, LB.....	1968-79
Steve Hutchinson, G.....	2006-11
Tim Irwin, T.....	1981-93
Steve Jordan, TE.....	1982-94
Tommy Kramer, QB.....	1977-89
Paul Krause, S.....	1968-79
Gary Larsen, DT.....	1965-74
Carl Lee, CB.....	1983-93
Randall McDaniel, G.....	1988-99
Keith Millard, DT.....	1985-91
Randy Moss, WR.....	1998-2004, '10
Dave Osborn, RB.....	1965-75
Alan Page, DT.....	1967-78
Adrian Peterson, RB.....	2007-present
John Randle, DT.....	1990-2000
Ahmad Rashad, WR.....	1976-82
Ed Sharockman, CB.....	1962-72
Jeff Siemon, LB.....	1972-82
Robert Smith, RB.....	1993-2000
Scott Studwell, LB.....	1977-90
Doug Sutherland, DT.....	1971-81
Fran Tarkenton, QB.....	1961-66, '72-78
Henry Thomas, DT.....	1987-94
Mick Tingelhoff, C.....	1962-78
Stu Voigt, TE.....	1970-80
Gene Washington, WR.....	1967-72
Ed White, G.....	1969-77
Sammy White, WR.....	1976-86
Kevin Williams, DT.....	2003-present
Antoine Winfield, CB.....	2004-present
Roy Winston, LB.....	1962-76
Ron Yary, T.....	1968-81
Gary Zimmerman, T.....	1986-92

ANTOINE WINFIELD #26



POSITION: Cornerback
HEIGHT/WEIGHT: 5-9/180
DOB: 6-24-77
HOMETOWN: Akron, OH

COLLEGE: Ohio State
ACQUIRED: UFA (Buff) for 2004
NFL SEASON: 14
VIKINGS SEASON: 9

GAMES/STARTS (regular season, playoffs) 1999 (16/2, 1/1-Buff.), 2000 (11/11-Buff.), 2001 (16/16-Buff.), 2002 (13/13-Buff.), 2003 (16/16-Buff.), 2004 (14/12, 2/2), 2005 (16/16), 2006 (16/16), 2007 (10/10), 2008 (16/16, 1/1), 2009 (10/9, 2/2), 2010 (16/16), 2011 (5/5). **Total**-175/158, 6/6 (103/100, 5/5-Minn; 72/58, 1/1-Buff).

- Earned **Pro Bowl** berths in 2008, 2009 and 2010, also earned 2nd-Team AP **All-Pro** honors in 2008, his 10th NFL season.
- Has scored 5 TDs, all since joining the Vikings in 2004.
- Set Vikings record for tackles by a CB in 2010 with 110.

OFF THE FIELD Majored in communications at OSU...Visited Hennepin County Medical Center emergency room nurses in 2006 to recognize their under-appreciated work...Volunteered in the community through the inaugural Vikings Blood Drive at the Mall of America...Donated cars to 3 single mothers in 2005 through the Minneapolis Urban League Employment and Training Program, making life easier for each of the families by taking away the burden of finding transportation every day...Annually hosts the "Camp 26" football camp in his hometown of Akron, OH...He and wife, Erniece, have sons, Antoine Jr., Austin, and Ethan.

HONORS Named to **50 Greatest Vikings** team as part of 50th season celebration in 2010...Selected to **Pro Bowl** in 2008, 2009 and 2010...Named AP 2nd-Team **All-Pro** in 2008...**NFC Defensive Player of the Week** at New Orleans (10/6/08) and at Philadelphia (12/28/10)...Named 2006 **Korey Stringer Good Guy Award** winner by Twin Cities chapter of Pro Football Writers of America for cooperation with media...2006 Vikings **Defensive MVP** as voted teammates...**NFL Defensive Player of the Week** at Green Bay (Wild Card Playoffs) 1/9/05...2005 and 2006 **USA Today All-Joe Team**.

PRO Was 1 of 4 current players honored on the **50 Greatest Vikings** team as part of the club's 50th season celebration in 2010...Joined Vikings great Carl Lee as the only CBs in team history to earn 3 trips to the **Pro Bowl** when he was added for his 2010 performance...Key element of the Vikings defenses that has consistently ranked in the top 10...Has scored 5 TDs in his career, all since joining the Vikings, on 2 FRs, 2 INTs and



a blocked FG return...Tied Vikings career record for FR TDs with his 2nd in 2010...For the 2nd time in his career, he recorded a sack, FF, and FR for TD in a single play when he stripped Eagles QB Michael Vick at Philadelphia (12/28/10)...Moved into tie for 2nd in team history with 11 FF by a DB, trailing Joey Browner's 18...Overcame adversity to earn **Pro Bowl** honors in 2009, having missed time during middle of 2009 season but rebounded to play in final 4 regular season contests and start both playoff games...Earned long-deserved credit in 2008, honored as **Pro Bowler** and a 2nd-Team Associated Press **All-Pro**...Has a nose for the ball with 19 regular season and playoff INTs and 8 FRs since joining Minnesota, with the Vikings posting an 14-6 record in games he had a pick...During the 2006-2008 seasons he has helped the Vikings lead the NFL with 15 defensive TDs, 9 INTs and 6 FRs, with Winfield contributing 2 INTs for TDs, a FR for TD to the total, a forced fumble that resulted in another TD and became the 1st Viking to return a blocked FG for a TD, which counts as a special teams score but doesn't add to the defensive total of 15...Key part of the Vikings ranking #6 in the NFL in total defense in 2008, the highest mark since the 1994 season...His ability in run support from the secondary has been instrumental in the Vikings ranking #1 in the NFL in rushing defense from 2006-08- marking the 1st time since the 1970 AFL-NFL merger a team has led the NFL in rush defense 3 straight years...Has been a part of 6 defenses during his NFL career that were ranked in the top 8 in the League, including the top-ranked unit in Buffalo as a rookie in '99...Reunited with Vikings' LB coach Fred Pagac, who was the Buckeyes' defensive coordinator during his time there.

2011 Started all 5 games he played but was hampered by injuries throughout the season...Eventually went on injured reserve for the final 10 games...Notched 24th career INT, 18th as a Viking, at San Diego (9/11) off Philip Rivers in season opener...Had season-high 12 tackles vs. Tampa Bay (9/18)...Sacked Aaron Rodgers at Green Bay (11/14), the 4th straight season posting a sack.

2010 Earned 3rd trip to **Pro Bowl** in consecutive seasons...Capped best game of his career with **NFC Defensive Player of the Week** recognition after keying upset win at Philadelphia (12/28) with 2.0-sack performance and scoring his 4th career defensive TD and 5th TD overall...For the 2nd time in his career,

PLAYMAKER

Antoine Winfield's 4 TDs on defense and a 5th on a special teams play rank him in rare company in Vikings history, trailing only Ed Sharockman's 6 for the franchise record.

VIKINGS CAREER RETURN TDs (ALL RETURNS)

PLAYER	TDs
Ed Sharockman, CB	6 (3 INT, 2 BP, 1 FR)
Antoine Winfield, CB	5 (2 INT, 2 FR, 1 BFG)
Kevin Williams, DT	4 (2 INTs, 2 FRs)
Joey Browner, S	4 (3 INT, 1 FR)
Bobby Bryant, CB	4 (3 INT, 1 FR)
Paul Krause, S	4 (2 INT, 2 FR)
Anthony Parker, CB	4 (2 INT, 2 FR)
Orlando Thomas, S	4 (2 INT, 2 FR)
DeWayne Washington, CB	4 (3 INT, 1 FR)

notched a sack, forced fumble and fumble recovery TD in a single play when he stripped Michael Vick and took it 45 yards for the score...Set Vikings record for single-season tackles by a CB with 110, ranking 3rd on team and led DBs...Posted season-high 13 tackles vs. Detroit (9/26)

2009 Tabled for **Pro Bowl** honors for the 2nd straight season...Fought back from foot injury that cost him 6 games...Returned in fine form, notching 10 tackles vs. Cincinnati (12/13) and a forced fumble to lead the team...Helped lead Vikings defense to #6 ranking in the NFL in total defense for the 2nd straight year, the 1st time since 1993-94 the Vikings had consecutive top-10 rankings...Key part of the smothering defense in the NFC Divisional Round playoff game vs. Dallas (1/17/10) that held the Cowboys to 3 points, a Vikings record for scoring defense in a playoff game...Snared an INT off Packers QB Aaron Rodgers vs. Green Bay (10/5).

2008 Enjoyed best season of his exceptional career, capped by his 1st **Pro Bowl** berth and being recognized as an Associated Press 2nd-Team **All-Pro**...Scored career-high 2 TDs - 1 by FR and 1 on a blocked FG return, the 1st scored in Vikings history...Honored as **NFC Defensive Player of the Week** for performance at New Orleans (10/6) when he had 8 tackles, 4 tackles for loss, a sack, a forced fumble and recovered a fumble for 9 yards along with picking up a Saints FG that was blocked by Kevin Williams and returned for 59 yards for a TD, the 1st blocked FG returned for a TD in team history...Had a sack and forced fumble on QB Jake Delhomme he picked up and returned for a 19-yard TD vs. Carolina (9/21)...Helped Vikings rank #6 in the NFL in total defense, the highest rank since 1994...Part of unprecedented rush defense that led the NFL for the 3rd straight season, a feat not accomplished since the 1970 AFL-NFL merger...Ranked 3rd on team with 96 tackles...Posted double-digit tackles in 3 games.

2007 Snared his 2nd career INT-return TD in the opener vs. Atlanta (9/9) when he took a Joey Harrington pass back 14 yards for a 4th-quarter score, the 2nd INT-return TD of the game, joining Kevin Williams' 54-yarder in the 1st quarter...His INT-return TD helped the Vikings tie a team record with 6 TDs during the season off INTs...Forced a fumble on Cowboys WR Patrick Crayton at Dallas (10/21) that was recovered by Ben Leber and lateralled to Cedric Griffin and returned for a TD...Posted 67 tackles in only 10 games...Was 2nd on team with 13 passes defended despite missing 6 games...Had season-best 12 tackles at Detroit (9/16).

2006 Posted a career-high 20 passes defended and tied his career high with 4 interceptions...Finished 5th on the team with 88 tackles and 3rd on the team with 13 special teams tackles...Was an integral part of a defense that finished the season ranked 8th overall, the 1st time the Vikings have had a top-10 defense since 1994...Scored the 1st TD of his career when he picked off Rex Grossman vs. Chicago (9/17) and returned it 7 yards for the score...Added a team-high 11 tackles, a tackle for loss, and 2 passes defended against the Bears...Led the team with 11 tackles at Buffalo, which was his 1st trip to face his former team...Posted his 2nd INT of the season when he picked off Alex Smith at San Francisco (11/5)...Picked off Joey Harrington at Miami (11/19) and set up a Vikings' field goal...Led the team the following week with 10 tackles and 2 passes defended vs. Arizona (11/26)...Intercepted Rex Grossman for the 2nd time on the season at Chicago (12/3)...Recorded 6 tackles, a tackle for loss, a fumble recovery, and 4 passes defended at Green Bay (12/21).

2005 Posted a career-high 4 interceptions and led all DBs with 100 tackles, 3rd-best on the team...Tied for 3rd on the team and led all DBs with 6 tackles for loss...Tied for 2nd on the team with 12 passes defended...Tied team high with a pair of fumble recoveries on special teams...Posted 9 tackles at Cincinnati (9/18) to lead the DBs...Notched a pair of takeaways when he picked off Aaron Brooks vs. New Orleans (9/25) and recovered an Aaron Stecker fumble on the opening kickoff of the game

DYNAMIC DEFENDER

Antoine Winfield set a Vikings record for the most tackles in a season by a CB and tied a team record as the only DBs to post 2.0+ sacks in a game when he took over the Philadelphia game in 2010 in an upset win. He matched former S Tommy Hannon's franchise mark set in 1979.

MOST TACKLES IN A SEASON BY VIKINGS CBs

Antoine Winfield, 2010	110
Willie Tole, 1983	107
Rufus Bess, 1984	104
Carl Lee, 1984	100
Antoine Winfield, 2005	100
Cedric Griffin, 2008	100

SACKS IN A GAME BY VIKINGS DBs

Antoine Winfield, at Philadelphia, 12/28/10	2.0
Tommy Hannon, vs. Green Bay, 11/11/79.....	2.0

CAREER SACKS BY VIKINGS DBs

Joey Browner, S.....	9.5
Robert Griffith, S.....	7.5
Karl Kassulke, S.....	7.5
Antoine Winfield, CB	6.0

that turned into the Vikings' 1st TD pass of the season on the following play...Posted season-high 12 tackles to lead the team vs. Detroit (11/6) and grabbed his 2nd INT of the season along with a season-high 3 special teams tackles...Had 9 tackles and a pass defended at NY Giants (11/13) and added a fumble recovery on the opening kickoff of the game...Recorded 3rd INT of the season vs. Cleveland (11/27) off of Trent Dilfer and a season-high 3 passes defended, playing against his home state team...Had 9 tackles and picked off Ryan Fitzpatrick vs. St. Louis (12/11) for his career-high 4th INT on the year.

2004 Gave the Vikings an immediate boost in the secondary, leading the team in interceptions and raising the energy of the entire defensive unit with his aggressive style of play...Ranked 4th in the regular season with 99 tackles despite missing parts of 4 games...Led the Vikings during the playoffs with 22 tackles...Named the **NFL Defensive Player of the Week** for Wild Card Playoff game at Green Bay (1/9/05) where he had an interception and helped disrupt Packers QB Brett Favre into throwing 4 INTs in the game...Earned a vote in Associated Press All-Pro balloting...Started 12 of the 14 games he played in the regular season and both playoff contests...Fought back from ankle sprain that hampered his performance over the final 4 games of the regular season...Led team with 5.0 tackles for loss...Led team with 18 special teams tackles...Led or tied for team lead in tackles in 3 games, vs. Dallas (9/12), at Houston (10/10) and at Indianapolis (11/8)...His 16 tackles at Indianapolis (11/8) were a career-high and tied for the Vikings high for the season...His 3 interceptions were a career-high and led the Vikings...Posted back-to-back interception games for 1st time in his career at New Orleans (10/17) and vs. Tennessee (10/24)...Notched career-long interception return at New Orleans (10/17) off Aaron Brooks, taking back a pass 56 yards to set up a Vikings TD...Had 12 tackles in each of the opening 2 games of the season vs. Dallas (9/12) and at Philadelphia (9/20) on Monday Night Football...Inactive for games vs. Seattle (12/12) and at Detroit (12/19) with sprained ankle...Played in final 2 regular season games in limited role with an ankle brace vs. Green Bay (12/24) and at Washington (1/2/05).

2003 Started all 16 games at LCB...Ranked 3rd on the team in total tackles with 124...Tied with Lawyer Milloy to lead team with 14 passes defended...Recorded the 1st sack of his career, bringing down QB Peyton Manning vs. Indianapolis (11/23)...Also posted 9 tackles and a pass defended in the game...Tied for team-high 12 tackles and helped shut down the running game vs. New England (9/7)...Recorded 5 tackles, 3 for a loss, and 2 passes defended at Jacksonville (9/14)...Tied for team lead with 11 tackles, including 3 for loss, and forced a fumble at Miami (9/21)...Posted 11 tackles, 2 tackles for loss and a

pass defended vs. Philadelphia (9/28)...Led the team with 11 tackles vs. Cincinnati (10/5)...Recorded 7 solo tackles at NY Jets (10/12)...Had 2 QB hurries, 3 passes defended and 7 tackles vs. Washington (10/19)...Led the team with 11 tackles and a QB hurry at Kansas City (10/26)...Recorded a team-leading and season-high 4 passes defended and made 5 tackles at Dallas (11/9)...Led the secondary with 9 tackles and recorded his only interception of the season, taking Tony Banks' pass and returning it 8 yards vs. Houston (11/16).

2002 Started 13 games at LCB, missing 3 games late in the season due to a knee injury...Finished 2 short of his career-high when he notched 11 tackles in an overtime win at the Metrodome against the Vikings (9/15)...Was 2nd on the team with 9 tackles at Denver (9/22)...Recorded 4 tackles vs. Chicago (9/29), contributing to the Bills' best defensive performance of the season in which they gave up just 52 yards rushing...Suffered knee injury at Houston (10/13) and was inactive due to the injury at Miami (10/20), vs. Detroit (10/27) and vs. New England (11/3)...In his 1st game back, recorded 8 tackles and a pass defended at Kansas City (11/17)...Had 4 tackles at NY Jets (11/24)...Recorded his 2nd career fumble recovery and it led directly to a TD vs. Miami (12/1)...Finished with 4 tackles and 2 passes defended after physical game at Green Bay (12/22)...Made a memorable hit on Packer Terry Glenn just before halftime that separated the receiver from his helmet...Had 3 tackles and a pass defended in season-ending victory vs. Cincinnati (12/29).

2001 Led the team in tackles with a career-high 106 (79 solo) and became the 1st CB in Bills' history to finish #1 in tackles...Added 13 passes defended as well as the 1st forced fumble and fumble recovery of his career...Started all 16 games for the 1st time in his NFL career...Was the Bills leading tackler in 3 games...Opened the season with 8 solo tackles vs. New Orleans (9/9)...Recorded his 1st career forced fumble as well as his 4th career interception off Peyton Manning at Indianapolis (9/23)...Snared 3 of his opening 4 career interceptions off Manning...Recorded his 5th career interception and his 1st career fumble recovery at New England (11/11).

2000 Started opening 11 games before being placed on injured reserve with a shoulder problem...Intercepted Peyton Manning pass vs. Indianapolis (10/1)...Recorded 8 tackles at Miami (10/8)...Posted 9 tackles and a pass defended vs. San Diego (10/15)...Tied his season-high with 9 tackles vs. NY Jets (10/29)...Started vs. Chicago (11/12), but left with an injured shoulder and did not return...Started at Kansas City (11/19) the following week, but injured his shoulder again and did not

TAKEAWAY 'TOINE

Antoine Winfield's nose for the ball and instinctive play has quickly moved him into elite company in Vikings history.

CAREER TAKEAWAYS BY VIKINGS Cbs

PLAYER	TAKEAWAYS	GAMES
Bobby Bryant	58 (51 INT/7 FR)	160
Ed Sharockman	46 (40 INT/6 FR)	141
Nate Wright	35 (31 INT/4 FR)	126
Carl Lee	34 (29 INT/5 FR)	169
Antoine Winfield	26 (18 INT/8 FR)	103
John Turner	26 (22 INT/4 FR)	103
Audray McMillian	21 (19 INT/2 FR)	79
Earsell Mackbee	20 (15 INT/5 FR)	66
Willie Teal	20 (15 INT/5 FR)	81

return...Placed on IR on 11/22/00 and missed final 5 games.

1999 Picked off a deflected Peyton Manning pass to notch his 1st career interception at Indianapolis (9/12)...Recorded 5 special teams tackles at Miami (10/4)...Picked off his 2nd interception of the season vs. Miami (11/14) and returned it 10 yards...Replaced injured teammate Ken Irvin at Arizona (12/19) and recorded 3 tackles and 3 QB hurries...Started in Irvin's place for the final 2 games of the regular season as well as the Bills Wild Card playoff game at Tennessee (1/8)...Recorded a career-high 13 solo tackles vs. Indianapolis (1/2)...Finished his rookie season by recording 6 tackles and his 1st postseason interception off a Steve McNair pass at Tennessee (1/8)...Selected with the 23rd pick in 1999 NFL Draft.

COLLEGE Won the Jim Thorpe Award as the nation's outstanding defensive back following his senior season, becoming the 1st Ohio State player to ever earn the honor...Earned All-America honors following his junior and senior seasons...A 2-time All-Big Ten selection...Finished college career with 278 total tackles (224 solos)...Became the 1st non-LB in OSU school history (only 5th player ever) to top 200 career tackles...Played in all 50 games and started 29...Named Ohio State's Defensive Player of the Year as a senior...As a junior, became the 1st Ohio State DB selected as team MVP.

PREP Named All-State and Division I Defensive Player of the Year as a senior at Garfield High in his hometown of Akron...In addition to defense, rushed for 1,069 yards on 150 carries (7.1 average) as a senior...Helped lead the team to 3 Akron city titles and a 10-1 mark as a senior.

VIKINGS ORIGINAL STARTING LINEUP

The Vikings take the field for the 52nd season in franchise history in 2012 and have seen the NFL change dramatically over the years. The players who started the upset win over Chicago in the 1961 opener were a mix of future stars and aging veterans who were embarking on a new adventure with the NFL's fledgling franchise. The team started veteran signal-caller George Shaw instead of rookie phenom Fran Tarkenton, a footnote in history to Tarkenton's Hall of Fame career. Tarkenton came off the bench late in the 1st quarter to spearhead the Vikings to a win over the same Bears club that posted a dominating 30-7 win only two weeks prior in a preseason game played in Cedar Rapids, IA.

Tarkenton threw 4 TDs passes and hit on 17-of-23 for 250 yards. The Vikings opened the scoring in the game with a Mike Mercer FG. Tarkenton connected with Bob Schnelker on the 1st TD pass of his career on a 14-yard toss. Tarkenton went on to throw TDs to Jerry Reichow from 29 yards, Hugh McElhenry from a yard out and ran for a 3-yard TD himself on a QB keeper. He rounded out the day with a 2-yard TD pass to Dave Middleton and the upstart Vikings notched a 37-13 win.

VIKINGS STARTING LINEUP IN 1961 OPENER VS. CHICAGO

WR	Dave Middleton, 6-1, 190, 7th Year, Auburn
LT	Grady Alderman, 6-3, 235, 2nd Year, Detroit
LG	Gary Huth, 5-11, 228, 4th Year, Wake Forest
C	Bill Lapham, 6-3, 250, 2nd Year, Iowa
RG	Mike Rabold, 6-2, 240, 3rd Year, Indiana
RT	Frank Youso, 6-4, 260, 4th Year, Minnesota
TE	Bob Schnelker, 6-4, 215, 9th Year, Bowling Green
WR	Dick Haley, 5-10, 195, 2nd Year, Pittsburgh
QB	George Shaw, 6-0, 185, 7th Year, Oregon
HB	Hugh McElhenry, 6-1, 190, 10th Year, Washington
FB	Mel Triplett, 6-1, 215, 7th Year, Toledo

VIKINGS STARTING LINEUP IN 1961 OPENER VS. CHICAGO

DE	Jim Marshall, 6-3, 230, 2nd Year, Ohio State
DT	Bill Bishop, 6-4, 250, 10th Year, North Texas State
DT	Ed Culpepper, 6-1, 255, 4th Year, Alabama
DE	Don Joyce, 6-3, 255, 11th Year, Tulane
LB	Dick Grecni, 6-1, 230, Rookie, Ohio
LB	Rip Hawkins, 6-3, 230, Rookie, North Carolina
LB	Clancy Osborne, 6-3, 217, 3rd Year, Arizona State
CB	Jack Morris, 6-0, 190, 4th Year, Oregon
CB	Dick Pesonen, 6-0, 190, 2nd Year, Minnesota-Duluth
SS	Rich Mostardi, 5-11, 188, 2nd Year, Kent State
FS	Charlie Sumner, 6-1, 195, 5th Year, William & Mary

WINFIELD'S NFL TOTALS

Year	GP/GS	Tackles					Sacks	INTs	PBU	TFL	QBH	FF/FR	Special	
		Solo	Asst.	Total	Teams									
1999 (Buff)	16/2	40	12	52	0.0	2 (13)	12	--	3	0/0	28			
Playoffs	1/1	2	1	3	0.0	1(0)	1	--	0	0/0	0			
2000 (Buff)	11/11	55	7	62	0.0	1(8)	9	--	0	0/0	9			
2001 (Buff)	16/16	79	27	106	0.0	2(0)	13	--	0	1/1	0			
2002 (Buff)	13/13	44	21	65	0.0	0	12	--	0	0/1	0			
2003 (Buff)	16/16	97	27	124	1.0	1(8)	14	8.0	2	1/0	0			
2004 (Minn)	14/12	77	22	99	0.0	3(89)	10	5.0	2	2/1	18			
Playoffs	2/2	21	1	22	1.0	1(3)	1	2.0	0	1/0	0			
2005 (Minn)	16/16	92	8	100	0.0	4(5)	12	6.0	4	1/2	12			
2006 (Minn)	16/16	65	23	88	0.0	4(33)	20	8.0	4	0/1	13			
2007 (Minn)	10/10	50	17	67	0.0	1(14)	13	3.0	1	1/1	4			
2008 (Minn)	16/16	74	22	96	2.0	2(5)	14	9.0	2	4/2	6			
Playoffs	1/1	6	1	7	0.0	0	1	0.0	0	0/0	0			
2009 (Minn)	10/9	47	11	58	1.0	1(0)	8	2.0	0	1/0	0			
Playoffs	2/2	4	1	5	0.0	0	0	0.0	0	0/0	0			
2010 (Minn)	16/16	80	30	110	2.0	2(41)	9	3.0	2	1/1	0			
2011 (Minn)	5/5	34	8	42	1.0	1(3)	1	4.0	1	0/0	0			
Totals	175/158	834	235	1,069	7.0	24(219)	147	48.0	21	12/10	90			
Playoffs	6/6	33	4	37	1.0	2(3)	3	2.0	0	1/1	0			

SINGLE-GAME CAREER HIGHS

- Tackles.....16..... @ Indianapolis, 11/8/04
- Forced Fumble.....1..... 12 times, last @ Philadelphia, 12/28/10
- Fumble Recovery.....1..... 10 times, last @ Philadelphia, 12/28/10
- Long Fumble Return45t..... @ Philadelphia, 12/28/10
- Interception1..... 24 times, last @ San Diego, 9/11/11
- Long INT Return.....56..... @ New Orleans, 10/17/04
- INT Return TD.....1..... vs. Chicago, 9/24/06; vs. Atlanta, 9/9/07
- Passes Defensed4..... @ Green Bay, 12/21/06; vs. Chicago, 12/17/07
- Sack2.0..... @ Philadelphia, 12/28/10
- QB Hurries2..... @ Philadelphia, 9/20/04; vs. New England, 10/30/06; @ Philadelphia, 12/28/10
- Blocked FG Return.....1..... @ New Orleans, 10/6/08
- Long Blkd FG Return59t..... @ New Orleans, 10/6/08

WINFIELD'S SACKS		
GAME	QB	SACKS
vs. Indianapolis, 11/23/03	Peyton Manning	1.0
@ Philadelphia, 1/16/05*	Donovan McNabb	1.0
vs. Carolina, 9/21/08	Jake Delhomme	1.0
@ New Orleans, 10/6/08	Drew Brees	1.0
@ Carolina, 12/20/09	Matt Moore	1.0
@ Philadelphia, 12/28/10	Michael Vick	2.0
@ Green Bay, 11/14/11	Aaron Rodgers	1.0
Total		8.0

WINFIELD'S INTERCEPTIONS		
GAME	QB	INTs
@ Indianapolis, 9/12/99	Peyton Manning	1(3)
vs. Miami, 11/14/99	Damon Huard	1(10)
@ Tennessee, 1/8/00*	Steve McNair	1(0)
vs. Indianapolis, 10/1/00	Peyton Manning	1(8)
@ Indianapolis, 9/23/01	Peyton Manning	1(0)
@ New England, 11/11/01	Tom Brady	1(0)
vs. Houston, 11/16/03	Tony Banks	1(11)
@ New Orleans, 10/17/04	Aaron Brooks	1(56)
vs. Tennessee, 10/24/04	Billy Volek	1(30)
vs. Detroit, 11/21/04	Joey Harrington	1(3)
@ Green Bay, 1/9/05*	Brett Favre	1(3)
vs. New Orleans, 9/25/05	Aaron Brooks	1(1)

WINFIELD'S TOUCHDOWNS		
GAME	Play	Touchdowns
vs. Chicago, 9/17/06	7 INT return	7
vs. Atlanta, 9/9/07	14 INT return	14
vs. Carolina, 9/12/08		19 FR
@ New Orleans, 10/6/08	59 blocked FG return	59 FR
@ Philadelphia, 12/28/10		45 FR
Total		5 (2 INT, 2 FR, 1 BFG)

* playoffs




2012 TEAM GUIDE



**SHOW YOUR
HORNS**

ROOKIES

MATT KALIL #75



POSITION: Tackle
HEIGHT/WEIGHT: 6-7/308
DOB: 7-6-89
HOMETOWN: Corona, CA

COLLEGE: Southern California
ACQUIRED: D1 (#4) for 2012
NFL SEASON: Rookie



- The 2nd-highest drafted offensive lineman in Vikings history behind Hall of Famer and fellow USC star Ron Yary, #1 in 1968.
- Brother, Ryan is a Pro Bowl C for Carolina and father, Frank, was signed by Buffalo as a C before playing in the USFL.

OFF THE FIELD Joined brother, Ryan (2006), in winning the Pac 12's Morris Trophy as the top offensive lineman in 2011... Strong football family includes father, Frank, who played C at Arkansas and Arizona before being signed by Buffalo (1982) and going on to play in the USFL with the Arizona Wranglers (1983) and Houston Gamblers (1984)...Brother, Ryan, is a Pro Bowl C for Carolina Panthers, drafted in 2nd round of 2007...Childhood family friends with Vikings RB Toby Gerhart, who grew up in neighboring Norco, CA...Mother, Cheryl, was Miss California 1981...Sister, Danielle, has performed the national anthem at Carolina games...Majored in sociology...Played at USC under former Vikings assistant coach Pete Carroll and former Vikings ball boy Lane Kiffin.

PRO Was the #4 overall pick in 2012 Draft and the highest-selected offensive lineman...Became the 8th offensive lineman drafted by the Vikings in the 1st round in team history... The 2nd-highest drafted offensive lineman in Vikings history behind Hall of Famer and fellow USC OT Ron Yary, the #1 overall pick in 1968...Becomes the 3rd USC OT the Vikings have drafted in the 1st round, joining Yary and Steve Riley, #25 in 1974 and the 5th overall player from USC, joined by S Joey Browner (#19, 1983) and DE Kenenchi Udeze (#20, 2004)...Was the highest-drafted Vikings player since Hall of Fame DE Chris Doleman was #4 in the 1985 Draft...Declared for the NFL Draft following his junior season.

COLLEGE Earned consensus All-America honors as a junior in 2011...Joined brother, Ryan, as only the 3rd set of brothers in USC history to each earn 1st-Team All-America honors, joining Marlin and Mike McKeever and Clay and Bruce Matthews... Started his final 26 games at USC at LT along with his 1st career start coming at RT in the 2009 Emerald Bowl...Won the Morris Trophy as a junior, presented to the Pac 12's top offensive lineman, joining brother, Ryan, in winning the award in 2006, then only brother duo to earn the honor...As a junior, notched a pair of blocked PATs and FGs, blocking FG trys against Minnesota and Utah, blocking a potential game-winner against the Utes... Tabbed as 1st-Team All-Pac 12 as a sophomore and junior... Started 13 games as junior and 13 games as a sophomore at LT...Started 1st career game at RT in 2009 vs. Boston College in Emerald Bowl...Redshirted in 2008.

PREP Standout at Servite High in Anaheim...Earned consensus All-America honors from Parade, Super Prep and Prep Star...Named 2nd-Team USA Today All-USA honoree...Tabbed as 1st-Team All-State player as a sophomore, junior and senior...Selected as All-Trinity League Co-Lineman of the Year as a senior...A 5-star recruit by Rivals.com and considered the #3 OT in the country behind Mike Adams and Baker Steinkuhler.

MEN OF TROY

Matt Kalil became the 8th offensive lineman the Vikings have selected in the 1st round of the Draft and the 3rd USC OT Minnesota as drafted in the 1st round. The #4 pick, Kalil is the highest Vikings selection since Hall of Famer Chris Doleman was #4 in 1985.

ALL-TIME VIKINGS 1ST-ROUND OFFENSIVE LINEMEN

1968#1, Ron Yary, T, USC
1970#25, John Ward, T, Oklahoma State
1974#25, Steve Riley, T, USC
1988#19, Randall McDaniel, G, Arizona State
1994#19, Todd Steussie, T, California
1995#24, Korey Stringer, T, Ohio State
2002#7, Bryant McKinnie, T, Miami
2012#4, Matt Kalil, T, USC

ALL-TIME VIKINGS HIGHEST DRAFT CHOICES

1961#1, Tommy Mason, RB, Tulane
1963#3, Jim Dunaway, DT, Mississippi State
1967#2, Clinton Jones, RB, Michigan State
1968#1, Ron Yary, T, USC
1985#4, Chris Doleman, LB, Pitt
2012#4, Matt Kalil, T, USC



KICKOFF
 EXECUTIVES
 STAFF
 COACHES
 PLAYERS
 ROOKIES
 2011 SEASON
 RECORDS
 PLAYOFF RECORDS
 HISTORY
 EXTRA POINTS

HARRISON SMITH #22



POSITION: Safety
HEIGHT/WEIGHT: 6-2/214
DOB: 2-2-89
HOMETOWN: Knoxville, TN

COLLEGE: Notre Dame
ACQUIRED: D1 (#29) for 2012
NFL SEASON: Rookie

- Became only the 3rd DB in Vikings history to be drafted in the 1st round, joining Joey Browner and Dewayne Washington.
- Earned his undergraduate degree in spring 2010 and played his senior season while taking graduate classes.

OFF THE FIELD Graduated from the Mendoza College of Business at Notre Dame with a management-entrepreneurship degree in 2011 and was enrolled in graduate studies program during the 2011 season...His aunt, Elaine Hendrix, is an actress and has appeared in such films and shows as Friends, NCIS, CSI, ER, The Parent Trap and Superstar.

PRO Selected #29 overall in 2012 by the Vikings...Becomes just the 3rd Notre Dame player and 3rd DB chosen by the Vikings in the 1st round in team history...Played on the North Senior Bowl team that was coached by the Vikings...Former teammates of Robert Blanton, John Carlson, John Sullivan and Kyle Rudolph in South Bend.

COLLEGE Started in 47 of his 51 collegiate contests...Is the only player in Irish history to register more than 200 tackles (309), 15 TFLs (18.5) and 15 pass breakups (28) in a career...Was the lone captain of the 2011 Fighting Irish, an honor that has only been bestowed on 4 players at Notre Dame in the past 40 years...2011 recipient of the Nick Pietrosante Award for which Notre Dame player displays the most courage, loyalty, dedication, teamwork and pride...Ranks 2nd in ND history with 28 career pass breakups...Is 9th all-time with 309 career tackles...Had 3 INTs vs. Miami in 2010 during the Sun Bowl and tied a ND record for single-game interceptions...Split time at Notre Dame at outside linebacker and safety...Made 15 starts at LB before making the full-time switch to safety 6 games into the 2009

season...Started last 38 games of his career...Selected as the Independent Defensive Player of the Week (Nov. 7 vs. Wake Forest) after recording 11 tackles, 1 for a loss...Committed to Notre Dame over his hometown Tennessee Volunteers.

PREP Named the Gatorade Player of the Year in Tennessee in 2006...Attended Knoxville Catholic High School...Honored as 2006 American General Tennessee Mr. Football Back of the Year after rushing for 1,340 yards and 19 TDs...Made 61 tackles, 2 TFLs, 2 INTs and 2 FF his senior season while leading his team to a 12-1 record...Named 2006 Tennessee Class 3A all-state defensive back by TN Sports Writers Association and TN Football Coaches Association...East Tennessee HS football Player of the Year for '06 by the Lawrenceburg QB Club...Selected as the '06 safety for the Nashville Tennessee Dream Team...Combined for 23 TDs as a junior while adding 5 INTs and returning 2 for TDs, had 3 FFs, 2 FRs, 11 TFLs and 87 tackles...Earned Tennessee Class 3A first-team all state honors as a junior from Tennessee Sports Writers Association...Played basketball and ran track at Knoxville Catholic...Took 1st in state in the high jump and the decathlon.



ROUNDING OUT THE 1ST ROUND

Harrison Smith became only the 3rd DB drafted by the Vikings in the 1st round and only the 2nd safety. The Vikings traded into the end of the 1st round to select Smith #29.

VIKINGS 1ST-ROUND DRAFT PICK DEFENSIVE BACKS

Joey Browner, Southern California.....1983, #19
 Dewayne Washington, North Carolina State1994, #18
Harrison Smith, Notre Dame2012, #29

VIKINGS 1ST ROUNDERS DRAFTED FROM NOTRE DAME

Jack Snow, WR1965, #8
 Alan Page, DT1967, #15
Harrison Smith, S2012, #29

SMITH'S COLLEGE TOTALS

Year	GP/GS	Tackles			Sacks	INTs	PBU	TFL	QBH	FF/FR
		Solo	Asst.	Total						
2008	13/9	39	18	57	3.5	0	7	8.5	0	0/0
2009	12/12	39	30	69	0.0	0	4	6.5	2	1/0
2010	13/13	57	36	93	0.0	7	7	0.5	0	0/0
2011	13/13	53	37	90	0.0	0	10	3.0	1	1/1
Totals	51/47	188	121	309	3.5	7	28	18.5	3	2/1

KICKOFF
 EXECUTIVES
 STAFF
 COACHES
 PLAYERS
 ROOKIES
 2011 SEASON
 RECORDS
 PLAYOFF RECORDS
 HISTORY
 EXTRA POINTS

JOSH ROBINSON #21



POSITION: Cornerback
HEIGHT/WEIGHT: 5-10/199
DOB: 1-8-91
HOMETOWN: Sunrise, FL

COLLEGE: Central Florida
ACQUIRED: D3 (#66) for 2012
NFL SEASON: Rookie



- The 2nd defensive back the Vikings selected in their opening 3 picks of the 2012 Draft, joining 1st-rounder Harrison Smith.
- Earned 1st-Team All-Conference USA honors as a sophomore and junior and was a 2nd-Team honoree as a freshman.

OFF THE FIELD Majored in criminal justice...Hosted his draft party at his church, the Hallandale Beach Church of Christ... Played at UCF under head coach George O'Leary, the Vikings former defensive coordinator...Is the youngest of 3 boys in his family...Enjoys fishing and bowling in his free time.

PRO Declared for NFL Draft following his junior season...The 2nd DB selected by the Vikings with their top 3 choices in the 2012 Draft and 1 of 3 DBs drafted in the Vikings 10 choices... Posted the fastest 40-yard dash time at the 2012 combine at 4.33...Was the 1st player selected from a Florida college in the 2012 Draft...Is the 1st UCF player drafted by the Vikings since Daunte Culpepper in the 1st round of 1999...Selected in 3rd round (#66 overall).

COLLEGE Started 35 of his 38 career games played...Earned 1st-Team All-Conference USA as a sophomore and junior while garnering 2nd-Team honors as a true freshman...Set UCF freshman record with 6 INTs as a true freshman in 2009 and his 6 picks tied for 2nd in the Golden Knights' single-season records...Notched 10 career INTs, good for 5th in UCF history and his 147 career INT return yards ranks 8th in school history... Notched 15 passes defended as a junior, which tied for 2nd in UCF history in a season...Scored 2 career TDs on INTs and 1 on a FR...Served as regular punt returner as a sophomore...Ended career with 27 punt returns and 355 yards, good for 7th and 6th respectively in school history, posting a 13.2 average on returns, the 4th-best in the UCF books...His 15.2 average as a sophomore ranked 2nd in school records...Ranked 4th in the nation with an average of 1.42 passes defended per game... Helped UCF rank 9th in the nation in total defense...Scored on a 32-yard INT return vs. Charleston Southern on 9/3/11...

40-YARD JOSH

Josh Robinson declared for the NFL Draft after his junior season at Central Florida and turned heads in pre-draft workouts with his impressive athleticism. He made a splash at the 2012 Scouting Combine by turning in the fastest 40-yard dash among all attendees, clocking a blazing 4.33-second time. Robinson also notched the 2nd-best vertical jump among the DBs at the Combine with a 38.5-inch leap.

Notched season-high 8 tackles vs. Tulsa and at East Carolina in 2011...Ranked 9th in the nation as a sophomore with a 15.2 avg. on punt returns...Scored on a 56-yard fumble recovery vs. Alabama-Birmingham in 2010... Tied career-best with 11 tackles against East Carolina in 2010...Started 11 of the 13 games he played as a true freshman in 2009 en route to 2nd-Team All-C USA honors and a spot on C USA All-Freshman team...Notched 25-yard INT return TD at Rice in 2009 for 1st career score... Started 1st career game vs. Buffalo...Snared 1st career INT vs. Memphis...Set career-high with 11 tackles at Southern Miss.

PREP Standout WR at Plantation High and excelled in return game...Selected to Dade-Broward All-Star Game.



ROBINSON'S COLLEGE TOTALS

Year	GP/GS	Tackles		INTs	PBU	TFL	FF/FR	PR	Yds	Avg	
		Solo	Asst.								
2009	13/11	59	10	69	6	8	1.0	0/1	0	0	0.0
2010	13/12	45	14	59	2	13	0.5	0/1	20	304	15.2
2011	12/12	34	14	48	2	15	0.0	1/0	7	51	7.3
Totals	38/35	138	38	176	10	36	1.5	1/2	27	355	13.2

JARIUS WRIGHT #17



POSITION: Wide Receiver
HEIGHT/WEIGHT: 5-10/180
DOB: 11-25-89
HOMETOWN: Warren, AR

COLLEGE: Arkansas
ACQUIRED: D4a (#118) for 2012
NFL SEASON: Rookie

- High school and collegiate teammates with fellow 4th-Round Draft pick Greg Childs.
- Left Arkansas as school-record holder in receptions (168) and receiving yards (2,934).

OFF THE FIELD Studied sociology at Arkansas and was named to the Razorback Honor Roll in the fall of 2011 based on his performance in the classroom...Spends his free time hunting and fishing.

PRO Selected #134 overall in 2012 by the Vikings...Joins former college and high school teammate Greg Childs in the Vikings 2012 draft class, the 2nd Arkansas pair to be drafted by the Vikings in the same year in team history...Was the 1st of 3 Vikings picks in the 4th Round of the 2012 NFL Draft by...Former college teammate of Vikings OT DeMarcus Love...Participated in the East-West Shrine Game.

COLLEGE Appeared in 50 games, making 44 starts...Wright only missed 1 game during his career, a 2011 game vs. Troy... Ranks 1st in the Arkansas record books with receptions (168) and receiving yards (2,934)...His receiving yards rank 5th all-time in SEC history...With 24 career receiving TDs, ranks 2nd in school history and is tied for 15th in SEC history...Caught TD passes in 3 straight bowl games, an Arkansas record...Had 9 100+ yard games in his Arkansas career which is tied for 2nd in program history...Set single-season records for Arkansas

in 2011 with 66 receptions, 1,117 receiving yards and 12 TDs despite missing 1 game...Led the SEC with 93.5 receiving YPG... SEC Co-Offensive Player of the Week after torching Texas A&M on 10/1/11 with 13 receptions for 281 yards and 2 TDs...281 receiving yards was 2nd in SEC history and an Arkansas single-game record...In the Cotton Bowl against Kansas State, caught 3 passes for 88 yards and 1 TD...Hauled in a career long 89-yard TD in 2010 versus Mississippi State...Recorded 4 receptions for 70 yds and 1 TD against Ohio State in the Sugar Bowl...Was Arkansas' Outstanding Offensive Player in the Liberty Bowl vs. East Carolina in 2009 when he had 4 catches for 90 yards and 1 TD...Had 19 receptions for 348 yards and 2 TDs as a true freshman in 2008.

PREP Named to the 2007 All-State team and the 2007 All-Arkansas team by the Arkansas Democrat-Gazette...Earned a spot on the AP Super Team...Racked up 58 receptions for 1,350 yards and 15 TDs as a senior at Warren High School in Warren, Arkansas...Had 3 returns (1 KR, 2 PR) for TDs during the '07 season...Named to the All-State team during his junior season when he finished with 51 receptions, 1,086 yards and 15 TDs to go with 5 return TDs (3 KR, 2 PR).



WRIGHT'S COLLEGE TOTALS

Year	GP/GS	RECEIVING					PUNT RETURNS		
		No.	Yds.	Avg.	Lg	TD	No	Yds	TD
2008	Arkansas12/7	19	348	18.2	70	2	6	15	0
2009	Arkansas.....13/12	41	681	16.6	58	5	0	0	0
2010	Arkansas13/13	42	788	18.7	89	5	2	32	0
2011	Arkansas12/12	66	1,117	16.9	68	12	0	0	0
Total50/44	168	2,934	17.4	89	24	8	47	0



Vikings rookie WRs Jarius Wright and Greg Childs have a long history, dating back to high school where they were teammates at Warren High in rural Arkansas before moving on to both star for the Razorbacks before both were 4th-round Vikings picks.

KICKOFF
EXECUTIVES
STAFF
COACHES
PLAYERS
ROOKIES
2011 SEASON
RECORDS
PLAYOFF RECORDS
HISTORY
EXTRA POINTS

RHETT ELLISON #40



POSITION: Fullback
HEIGHT/WEIGHT: 6-5/250
DOB: 10-3-88
HOMETOWN: Portola Valley, CA

COLLEGE: Southern California
ACQUIRED: D4b (#128) for 2012
NFL SEASON: Rookie

- Father, Riki, was a 2-time Super Bowl winner and 10-year NFL veteran LB with San Francisco (1983-89) and LA Raiders (1990-92).

- Spent 3 years in his father's homeland, attending school and playing rugby and cricket in Christchurch, New Zealand.

OFF THE FIELD Earned bachelor's degree in international relations in spring 2011, going on to play his senior season while taking courses for a master's degree in communication management...Father, Riki, was a USC standout from 1978-82, helping Trojans to the 1978 national championship...Riki went on to a 10-year NFL career with San Francisco (1983-89) and LA Raiders (1990-92)...Sister, Wesley, played water polo at Michigan...Father was the 1st New Zealander to play in the NFL and Rhett lived in New Zealand from age 4-7...Family ties to the Twin Cities and his mother grew up in Edina...Uncle, Dave Maley, played in the NHL and currently works on San Jose Sharks broadcasts.

PRO Joins former USC teammate Matt Kalil in 2012 Vikings draft class...Kalil and Ellison were 2 of the 3 USC players drafted in 2012...Selected with club's 2nd of 3 picks in the 4th round (#128 overall).

COLLEGE Started 31 career games...Versatile player who saw time at TE and FB while excelling on special teams as well...Was a full-time starter as a sophomore and junior before moving to FB as a senior...Started all 25 games over his final 2 seasons...Started 4 games in 2009 and opened a pair of games as a redshirt freshman in 2008...Served as a team captain

as a senior...Garnered 1st-Team All-Pac 12 honors as a special teamer as a senior in 2011...Earned Honorable Mention All-Pac 10 as a junior...Named USC's Co-Lifter of the Year as a junior and won team's Leadership Award...Scored final collegiate TD in final game as a Trojan against UCLA in 2011...Blocked a FG at Colorado as a senior...Had career-high 45 yards receiving at Minnesota as a junior in 2010...Scored career-best 3 TDs in 2010, catching TDs against Hawaii, Arizona and UCLA...Hauled in career-long 29-yard catch against Washington State in 2010...Scored 1st career TD against San Jose State in 2009...Suffered a broken foot in 2008 and missed 4 games.

PREP Standout TE and LB at St. Francis High in Mountain View, CA...Earned SuperPrep All-Farwest and Prep Star All-West honors as a senior.

ELLISON'S COLLEGE TOTALS

Year	GP/GS	No.	Yds.	RECEIVING		
				Avg.	Lg	TD
2008	9/2	4	58	14.5	25	0
2009	13/4	6	41	6.8	12	1
2010	13/13	21	239	11.4	29	3
2011	12/12	22	133	6.0	14	2
Total	47/31	53	471	8.9	29	6



GREG CHILDS #85



POSITION: Wide Receiver
HEIGHT/WEIGHT: 6-3/217
DOB: 3-10-90
HOMETOWN: Warren, AR

COLLEGE: Arkansas
ACQUIRED: D4c (#134) for 2012
NFL SEASON: Rookie

- Ended collegiate career ranked #10 in Razorbacks history in career receptions and career TD catches.

- High school and collegiate teammates with fellow Vikings 4th-Round draft pick Jarius Wright.

OFF THE FIELD Majored in sociology...Avid outdoorsman enjoys hunting and fishing in his free time...Plays the piano and the keyboard.

PRO Selected #134 overall in 2012 by the Vikings...Joins former college and high school teammate Jarius Wright in the Vikings 2012 draft class, the 2nd Arkansas pair to be drafted

by the Vikings in the same year in team history...Was the last of 3 picks by the Vikings in the 4th round draft picks in the 2012 NFL Draft...Former college teammate of Vikings offensive tackle DeMarcus Love...Appeared in the East-West Shrine Game following the 2011 season.

COLLEGE Appeared in 44 games with 18 starts over 4 seasons...Missed games in 2010 and 2011 after suffering a torn



patella tendon...Finished his Arkansas career with 133 receptions, 2,066 receiving yards and 15 TDs...Posted 6 games of 100+ yards, ranking 6th in Arkansas history...Ranks 10th all-time in career receptions (133) and receiving TDs (15)... Returned from injury in 2011 to appear in 11 games, making 2 starts...Caught 21 passes for 240 yards as a senior, with his best performance came against Kansas State in the Cotton Bowl when he caught 5 passes for 48 yards...Was on the Biletnikoff Award List before his junior season in 2010...Played in 8 games with 7 starts before his injury...Led the team with 659 yards and 6 TDs...Exploited eventual national champion Auburn on 10/16/10 for a career-high 164 yards and 2 TDs...Caught the game winning TD from 40 yards out with 15 seconds left at Georgia on 9/18/10...Led the team in receiving in 2009 with 48 receptions, 894 yards and 7 TDs...Led all SEC receivers in SEC play with 6 TDs, 737 yards, 92.1 YPG and 23.0 YPC...Hauled in a career-long 75-yard TD reception at #1 Florida on 10/17/09... Appeared in 12 games as a freshman in 2008, making his first

start at South Carolina on 11/8/08.

PREP A 2007 All-State selection after his senior season at Warren High School in Warren, AR...Racked up 65 receptions and 15 TDs during his junior year where the Arkansas Democrat-Gazette named him to the All-Junior team...Was ranked as the 9th overall recruit coming out of Arkansas in 2007 by Rivals.com.

CHILDS' COLLEGE TOTALS

Year	GP/GS	No.	Yds.	RECEIVING		
				Avg.	Lg	TD
2008	12/1	18	273	15.1	39	2
2009	13/8	48	894	18.6	75	7
2010	8/7	46	659	14.3	54	6
2011	11/2	21	240	11.4	19	0
Total	44/18	133	2,066	15.5	75	15

ROBERT BLANTON #36



POSITION: Safety
HEIGHT/WEIGHT: 6-1/200
DOB: 9-7-89
HOMETOWN: Matthews, NC

COLLEGE: Notre Dame
ACQUIRED: D5 (#139) for 2012
NFL SEASON: Rookie

• Joins fellow Notre Dame DB Harrison Smith in the Vikings 2012 Draft class.

OFF THE FIELD Graduated from the Mendoza College of Business at Notre Dame and was majoring in finance...In high school, Blanton was a first lieutenant in Butler's JROTC program...Volunteered as a coach for a youth football team in Mint Hill, NC...Spokesperson for Butler High's D.R.E.A.M. Team and was recognized by the Carolina Panthers as a Panthers Community Captain during one of their games for his outstanding performance in the classroom and the community...Lived in Italy from 1996-2000 as his father worked for the Air Force.

PRO Selected #139 overall...Joins former college teammate Harrison Smith in the Vikings 2012 draft class, the 1st Notre Dame pair to be drafted by the Vikings in the same year in team history...Will make the switch to S from CB...Former college teammate of Vikings TE Kyle Rudolph.

COLLEGE Appeared in 50 consecutive games at Notre Dame, making 26 starts...Missed only the Week 1 game as a freshman in 2008...Totaled 193 career tackles with 19 TFLs, 16 pass breakups and 8 INTs...The 8 INTs was the most among active Irish players...Recorded a career-high 70 tackles as a senior in 2011...His 8 TFLs in 2011 were the most by a DB since the 1999 season...Was named FB5 Independent Defensive Player of the Week for his performance against Michigan State

on 9/17/11 when he registered 6 tackles, 3 TFLs, 3 PBUs, 1 sack and 1 INT which he returned 82 yards to set up the game winning FG...Blocked a Utah punt on 11/13/10 and returned it 8 yards for a TD, the 1st ND player to block a punt for a TD since 2008...Had 2 career TDs at Notre Dame; the 1st was a 47-yard INT return vs. Purdue on 9/27/08...Led Notre Dame with 9 tackles and 1 INT vs. Miami in the Hyundai Sun Bowl on 12/31/10...Made his way into the starting lineup for the final 4 games as a freshman...Returned a Curtis Painter interception 47 yards for a TD, Blanton was just the 5th Irish freshman to ever return an INT for a TD in 2008.



PREP Named 1st-Team All State in 2006 and 2007 by North Carolina Associated Press and by the Charlotte Observer for his play at Butler High School...2007 Defensive Player of the Year by the Charlotte Observer...Blocked 6 kicks as a senior and added 94 tackles and 5 INTs...Named 2nd-Team All State in 2005 after posting 126 tackles, 6 INTs, 6 FFs, 6 blocked kicks and 10 PBUs...Standout in basketball and track, surpassing 21 feet in the long jump and 6'10" in the high jump.

BLANTON'S COLLEGE TOTALS

Tackles

Year	GP/GS	Solo	Asst.	Total	Sacks	INTs	PBU	TFL	FF/FR
2008	12/4	26	7	33	0.0	2	3	3.0	0/0
2009	12/8	21	17	38	0.0	2	2	1.0	0/0
2010	13/1	30	24	54	1.5	2	5	8.5	0/0
2011	13/13	48	22	70	1.0	2	6	8.0	0/1
Totals	50/26	125	70	195	2.5	8	16	20.5	0/1

KICKOFF
EXECUTIVES
STAFF
COACHES
PLAYERS
ROOKIES
2011 SEASON
RECORDS
PLAYOFF RECORDS
HISTORY
EXTRA POINTS

BLAIR WALSH #3



POSITION: Kicker
HEIGHT/WEIGHT: 5-10/192
DOB: 1-8-90
HOMETOWN: Boca Raton, FL

COLLEGE: Georgia
ACQUIRED: D6 (#175) for 2012
NFL SEASON: Rookie

- Set Georgia and SEC scoring records with 412 career points.
- Is the 1st K drafted by the Vikings since 1978.

OFF THE FIELD Majored in speech communication...Avid golfer...Sister is currently attending Georgia on a golf scholarship...Started a teen volunteer program with his brother called "Hospice and Home Care"...Enjoys surfing in California and Florida.

PRO Selected #175 overall in 2012 by the Vikings...Becomes the 6th kicker ever drafted by the Viking and the 1st since Southeast Missouri's Mike Wood in 1978 (8th Round)...The 3rd kicker selected in the 2012 NFL Draft and 1 of 7 Bulldogs drafted.

COLLEGE Named to Georgia's Team of the Decade...Set NCAA record with at least 1 FG in 45 games...His 412 points scored is a Georgia and SEC record and is also ranked 2nd in NCAA history...Holds Georgia record with 184 career PATs...Set school record for consecutive PATS made when he made the opening 119 of his career...Ranked 4th in the SEC with 1.50 field goals made per game in 2011...Against Coastal

WALSH'S COLLEGE TOTALS

Year	GP	FG	FGA	XP	XPA	PTS	Lg FG	50+
2008	13	15	23	50	59	95	52	2/5
2009	13	20	22	42	42	102	53	4/5
2010	13	20	23	46	47	106	53	2/2
2012	14	21	35	46	46	109	56	2/5
Totals	53	76	103	184	185	412	56	10/17

Carolina in 2011, made a career-long 56-yard FG, converted on all 8 PATs and recovered a fumble on a kickoff...Appeared in the 2011 East-West Shrine Game...Semifinalist for the Lou Groza Award (top college placekicker) in 2010...Ranked 2nd in the SEC in FGs per game with 1.54 in 2010...Named All-SEC 1st Team by conference's coaches in 2010...Named All-SEC 2nd Team by Associated Press as a sophomore in 2009 and also was 1 of 3 finalists for the Groza Award...Named Freshman All-SEC by conference's coaches in 2008 after hitting on 15-of-23 FG attempts and making all 50 PATs.

PREP Attended Cardinal Gibbons High School in Boca Raton, FL...USA Today All-USA 1st-Team Offense...Named Class AAA 2007 Florida Sports Writers Association All-State 2nd-Team offense...Appeared in 2008 U.S. Army All-American Bowl...Made 14-of-20 FGs, including two from 59 yards and 30-of-31 PATs as a senior.



AUDIE COLE #57



POSITION: Linebacker
HEIGHT/WEIGHT: 6-5/239
DOB: 6-1-89
HOMETOWN: Monroe, MI

COLLEGE: North Carolina State
ACQUIRED: D7a (#210) for 2012
NFL SEASON: Rookie

- Was a Golden Gloves boxer during his youth.
- A 3-year starting QB in high school.

OFF THE FIELD Graduated in 2011 with a parks, recreation and tourism degree...A Golden Gloves winner in boxing...Enjoys waterfowl and deer hunting along with walleye fishing...Avid movie buff.

PRO Selected #210 overall in 2012 by the Vikings...Becomes the 8th LB chosen in the 7th round by the Vikings all-time...First North Carolina State LB ever drafted by the Vikings...1 of 2 NC State LBs to be drafted in 2012 (Terrell Manning).

COLLEGE Finished his career at N.C. State ranked 12th in school history with 328 tackles...His 32.5 TFLs rank 13th and his 15 sacks rank him 10th in school history...Led the team in tackles in his final 3 seasons at NC State...A semi-finalist for the 2011 Butkus Award after he led the team with 132 tackles...Started every game at MLB in 2011 after moving to the position during spring drills...Team's leading tackler in 5 games during the 2011 season...Recorded



a career-high 16 tackles at Cincinnati and vs. Georgia Tech in 2011...Tied for the team lead in tackles with 97 in 2010 and led the defense with 809 snaps from scrimmage while playing the SAM LB position...Led the team with 12 tackles and nabbed his 1st INT at Central Florida in 2010 and was named ACC Defensive Back of the Week by the league for his performance...Team's leading tackler in 2009 with 85 stops...Finished 2nd on the team in TFLs with 8 in 2009 and also recorded 4 sacks...Started all 12 games in 2009...Recipient of the team's Al Michaels Award, which is given to the player who "puts team before self"...Recorded 14 tackles as a freshman in 2008...Ranked 3rd on the team with 213 specialty snaps in 2008...Redshirted the season at LB in 2007.

PREP Attended Monroe HS in Monroe, MI where he played QB, S and LB...Threw for 3,285 yards and 23 TDs in his career...Named All-League as a senior after he rushed for 10 TDs and threw for more than 1,700 yards...Three-year starter at QB and played defense as a senior...Lettered in baseball and basketball, in addition to football.

COLE'S COLLEGE TOTALS

Tackles

Year	GP/GS	Solo	Asst.	Total	Sacks	INTs	PBU	TFL	FF/FR
2008	13/0	3	6	9	0.0	0	0	0.0	0/0
2009	12/12	34	39	73	3.5	0	1	8.5	1/0
2010	13/13	49	37	86	5.0	1	3	10.0	2/2
2011	13/13	61	47	108	5.5	0	4	13.5	4/1
Totals	51/38	147	129	276	14.0	1	8	32.0	7/3

TREVOR GUYTON #92



POSITION: Defensive Tackle
HEIGHT/WEIGHT: 6-3/280
DOB: 1-9-90
HOMETOWN: Woodinville, WA

COLLEGE: California
ACQUIRED: 7b (#219) for 2012
NFL SEASON: Rookie

- The lone defensive lineman drafted by the Vikings in 2012.
- Defensive linemate at Cal with fellow rookie Ernest Owusu.

OFF THE FIELD Majored in African American studies...Youngest of four siblings...Enjoys hunting and fishing.

PRO Selected #219 overall in 2012 by the Vikings...Becomes 1st player from California drafted by the Vikings since LB Duane Clemons in 1996...1 of 6 Golden Bears taken in the 2012 NFL Draft...Lone defensive linemen selected by Vikings in 2012 Draft.

COLLEGE Played in 42 games over his 4-year career at California, including 17 starts...Recorded 91 tackles, 24.5 TFLs, 11.0 sacks, 3 FFs, and 2 FRs during his collegiate career...Second-team All-Pac 12 selection in 2011 after leading the team with 5.5 sacks and ranking 2nd with 12 TFLs...Tied for the team lead in 2011 with 2 FFs and 2 FRs...His 46 tackles in 2011 were the most of any California DL and ranked 6th on the entire defense...Recorded a career-high 8 tackles and added

a FR against USC in 2011...2011 preseason candidate for both the Ted Hendricks Award and Bill Willis Award honoring the nation's top defensive end and lineman, respectively...Played in 11 games and made the first 4 starts of his career in 2010...Played in 11 games in 2009, recording 13 tackles, 4 TFLs, 1.0 sack and 1 FR.

PREP SuperPrep All-American selection as a senior...Recorded 70 tackles, 14 TFLs, 6.0 sacks, 4 FF, and 4 FR during his senior season in 2007...Selected to play in the Offense-Defense All-American Bowl after his senior season...Earned All-State, All-Area and All-KingCo Conference honors as a senior...Finished his junior season with 80 tackles, 4.0 sacks, 3 FFs, and 2 FRs.



GUYTON'S COLLEGE TOTALS

Tackles

Year	GP/GS	Solo	Asst.	Total	Sacks	INTs	PBU	TFL	FF/FR
2008	7/0	2	1	3	0.0	0	0	0.0	0/0
2009	11/0	10	3	13	1.0	0	0	4.0	1/0
2010	11/4	20	9	29	4.5	0	0	8.5	0/0
2011	13/13	20	26	46	5.5	0	0	12.0	2/2
Totals	42/17	34	57	91	11.0	0	0	24.5	3/2

KICKOFF
EXECUTIVES
STAFF
COACHES
PLAYERS
ROOKIES
2011 SEASON
RECORDS
PLAYOFF RECORDS
HISTORY
EXTRA POINTS

CHASE BAKER, #62, DT, ROOKIE, BOISE STATE, 6-2, 300, 5/21/88

- In 4 years at Boise State, finished with 100 tackles, 6.5 sacks, 13 TFLs, and 6 PBU
- Started all 10 games he played in 2011, missing 3 games due to injury and finished with 22 tackles and 2.5 TFLs
- Co-recipient of Boise State's Denny Erickson Valor Award following 2011 season
- Finished junior season in 2010 with 31 tackles and career-highs in TFLs with 6.5, and sacks with 4.5
- Started all 14 games at DT for the Broncos in 2009 as a sophomore, finishing with 37 tackles, 4 TFLs and 2.0 sacks on the season
- Named WAC All-Academic in his freshman season in 2008

DERRICK COLEMAN, #49, RB, ROOKIE, UCLA, 6-0, 233, 10/18/90

- Finished 4-year career at UCLA with 341 carries for 1,840 yards and 19 TDs
- Played in all 14 games at running back and special teams in 2011 and led the team with 11 TDs
- Was 2nd on team with career-high 765 rushing yards in 2011
- Recipient of the Tommy Prothro Award for Outstanding Special Teams Player and the Paul I. Wellman Memorial Award for All Around-Excellence by the coaching staff in 2011
- Named 2nd-team All Pac-12 on special teams with 7 tackles and member of kick return and kick cover units

- Appeared in 11 games and made 2 starts in 2010, ranking 2nd on the team with 487 rushing yards with 5.9 yards per carry
- Set a career-high long with a 73-yard run against Washington State in 2010
- Named to the Athletic Director's Honor Roll in Spring 2010

BOBBY FELDER, #31, CB, ROOKIE, NICHOLLS STATE, 5-11, 200, 9/23/90

- Finished career 4th in Nicholls State history with 12 INTs
- Started all 11 games at CB in 2011
- Named 1st-team All-Southland and 2nd-team All-Louisiana following the 2011 season
- Led the Colonels with 5 INTs in 2011, and added 8 PBUs
- Finished 2011 with 3 blocked kicks and returned 13 punts
- Named 1st-Team All-Southland and 2nd-Team All-Louisiana after leading the team with 4 INTs in 2010, including 1 returned for a TD
- Returned 12 punts for 81 yards in 2010, including a 52-yard return against Central Arkansas
- Started all 11 games at CB in 2009 and led all DBs in tackles with 54

COREY GATEWOOD, #30, DB, ROOKIE, STANFORD, 5-10, 190, 7/13/88

- Appeared in 44 games and started six for Stanford
- Was granted a fifth-year of eligibility after playing in just one game in 2008
- Played both DB and WR throughout his career, collecting 42 tackles and 2 INTs and catching 2 passes for 27 yards
- Had his most productive season in 2009 recording a career-high 28 tackles and 1 interception
- Graduated with a degree in human biology

TYLER HOLMES, #66, G, ROOKIE, TULSA, 6-4, 312, 7/24/88

- 4-year starter and letterwinner at Tulsa
- Started all 46 career games he played
- Drafted #7 in the 1st round of the 2011 Canadian Football League draft by Toronto
- Started all 13 games as a senior in 2011, earning honorable mention All-Conference USA honors
- Started all 13 games in 2010 and was an honorable mention All-Conference USA selection
- Played in 6 games in 2009 as his season was limited due to a broken leg suffered in practice that forced him to miss 6 games
- Started in all 14 games as a freshman in 2008, earning Conference USA All-Freshman team accolades and being named to the Collegefootballnews.com Freshman All-America team
- Father, Richard Holmes, played for Ottawa, Toronto and Winnipeg in the Canadian Football League and played in the USFL, earning all-star honors as a RB with Ottawa
- Received his bachelor's degree in management in May 2011 and is working on his master's in business, playing his senior season as a grad student

ANTHONY JACOBS, #67, DT, ROOKIE, MINNESOTA, 6-2, 300, 11/16/88

- Regular starter for Gophers as a junior and senior, opening 22 of his 24 games in 2010 and 2011
- Notched career-best 41 tackles as a junior with a pair of sacks
- Had career-best 8 tackles against Illinois in 2010 as a junior
- Saw action against Iowa State and recovered a fumble at Insight Bowl to wrap up sophomore season
- Started 1st career game in 2009 against Wisconsin
- Had 4 tackles as a redshirt freshman against Iowa and shared his 1st career sack
- Joins fellow former Golden Gophers teammate Marcus Sherels as the only Minnesota high school products on the Vikings 2012 roster, having played at Northfield High
- Majored in business and marketing education/communications studies at U of M

KAMAR JORDAN, #2, WR, ROOKIE, BOWLING GREEN, 6-3, 205, 5/17/89

- Started all 12 games in 2011, catching 78 passes for 1,089 yards and 12 TDs
- Earned 1st-Team All-MAC honors following the 2011 season
- Caught TD passes in 9 different games in 2011
- Selected 1st-Team All-MAC with 96 receptions for 1,109 yards and 4 TDs in 2010
- His 96 receptions for 1,109 yards in 2010 both rank 3rd in school history
- Played 2 years at Hudson Valley CC before transferring to Bowling Green
- Earned bachelor's degree from Bowling Green in spring 2012

ERIC LATTIMORE, #64, DT, ROOKIE, PENN STATE, 6-5, 280, 2/16/87

- Played in 13 games during the 2011 season, including 6 starts and finished with 18 total tackles, 3.0 sacks, 5.0 TFLs and 1 FF
- Played in opening 5 games of the 2010 season before suffering a broken wrist on the 1st play against Illinois, causing him to miss the rest of the season

- Finished his limited 2010 season with 6 tackles and 2.5 TFLs
- Saw action in every game, including 5 starts, during the 2009 season and recorded 21 tackles, 6.0 TFLs and 1 PBU
- His 3.5 sacks in 2009 was the 3rd most on the team
- Recorded 7 tackles and 1.0 sack in 2008 as a member of the Big Ten Champion Nittany Lions
- Redshirted in 2007
- Related to Philadelphia basketball legend Sonny Hill
- Was enrolled in the crime, law and justice program at PSU

A.J. LOVE, #87, WR, ROOKIE, SOUTH FLORIDA, 6-2, 210, 12/7/87

- 4-time letterwinner at South Florida who had 74 catches, 1,092 yards and 8 TDs in his collegiate career
- Played 6 years at USF after redshirting his freshman year after suffering a thumb injury and being granted a 6th year of eligibility after suffering a torn ACL in the 2010 spring game
- Appeared in 43 games while making 25 starts with the Bulls
- Started all 13 games in 2008 and caught a career-high 31 passes for 370 yards and 2 TDs as a redshirt sophomore
- Set a career-high in receiving yards with 489 on 26 receptions (18.8 avg.) as a redshirt junior
- Cousins with former NFL wide receiver and Florida State standout Peter Warrick
- Earned a degree in communications

TYLER NIELSEN, #45, LB, ROOKIE, IOWA, 6-3, 238, 6/1/88

- Finished his 4-year career at Iowa with 134 tackles, 8.5 TFLs, 1 sack, 5 PBUs, 1 FF, and 1 FR
- Started all 12 games in 2011 and was Honorable Mention All-Big Ten by league media
- Recorded 73 tackles, 4 TFLs and 1.0 sack during his senior season in 2011
- Named academic All-Big Ten each season from 2008-11
- Made a career-high 13 tackles against 13th-ranked Michigan in 2011 and was an honorable mention Linebacker of the Week by College Football Performance Awards
- Recipient of the Hayden Fry "Extra Heartbeat" Award on defense and the Players Choice Award on defense in 2011
- Named to the Leadership Group at Iowa all 4 of his seasons
- Native of Humboldt, Iowa
- Majored in marketing

ERNEST OWUSU, #95, DE, ROOKIE, CALIFORNIA, 6-4, 275, 5/26/88

- Played in 42 games, including 18 starts at Cal
- Finished career with 55 tackles, 14.0 TFLs, 8.0 sacks, 1 FF, and 5 PBU
- Selected 1st-team Pac-12 All-Academic as a senior in 2011
- Played in all 13 games as a senior, finishing 2nd on the defensive line with a career-high 30 tackles, trailing only fellow Vikings rookie Trevor Guyton
- Had a single game career-high 7 tackles at Oregon in 2011
- Selected 2nd-team Pac-10 All-Academic during both his sophomore and juniors years
- Played in all 12 games in 2010, recording 14 tackles, 2.5 TFLs, and 1.5 sacks
- Earned degree in December of 2011 in political economy

COREY PAREDES, #47, LB, ROOKIE, HAWAII, 5-10, 230, 8/23/89

- Finished career at Hawaii with 312 total tackles, good for 7th all-time in school history
- Named 2nd-team All-WAC in 2011 after leading team with 107 tackles and 6.5 TFLs
- Named 1st-team All-WAC after his junior season in 2010 in which he ranked 14th in the nation with an average of 10.8 tackles per game
- His 151 tackles in 2010 was the 2nd-highest single-season total in school history
- Named All-WAC academic team in 3 of his 4 years at Hawaii
- Earned degree in sociology
- Attended Castle High in Kane'ohe, O'hau

AUSTIN PASZTOR, #67, G, ROOKIE, VIRGINIA, 6-7, 308, 11/26/90

- A 2nd-team AP All-American and All-ACC 1st-Team selection in 2011
- Was 1 of 15 players to start all 12 games for the Cavaliers in 2011
- Named ACC Offensive Lineman of the Week vs. Maryland
- Started in all 12 games during 2010 season
- Helped Virginia rank #4 in the ACC in passing offense in 2010
- Started all 12 games on the offensive line in 2009 and appeared in every game on special teams
- Native of Langton, Ontario
- Attended Fork Union Prep before enrolling at UVA
- Drafted by Edmonton in the 1st round of the 2012 CFL Draft

TYDREKE POWELL, #60, DE, ROOKIE, NORTH CAROLINA, 6-3, 325, 6/14/88

- Two-year starter at DE; finished career with 135 tackles, 16 TFLs, and 6.5 sacks
- Honorable mention All-ACC selection after recording 46 tackles, 4.5 TFLs, and 1.0 sack in 2011
- Finished 2009 season with 24 tackles, 4 TFLs, and 2.0 sacks and was named ACC Defensive Lineman of the Week for his performance against at Virginia Tech
- After redshirting in 2007, finished freshman season in 2008 with 18 tackles, 4.5 TFLs, 1.0 sack and 1 FR.
- African-American studies major at North Carolina

QUENTIN SAULSBURY, #60, C, ROOKIE, MISSISSIPPI STATE, 6-3, 305, 10/14/88

- Never missed a game at MSU, making 50 starts
- Started all 13 games in 2011, helping rush for 2,279 yards
- Started all 13 games in 2010, including starts at RG for 10 games and C for 2 games
- Helped pave the way for a rushing attack that averaged 214.8 yards per game in 2010, which ranked 16th in the country and 2nd in the Southeastern Conference
- Started all 12 games at LG in 2009 and helped the MSU offense lead the SEC and finish 9th in the country in rushing offense, averaging more than 227 yards per game
- Started all 12 games of his freshman season in 2008 at RT
- Redshirted the 2007 season

NICHOLAS TAYLOR, #39, CB, ROOKIE, FLORIDA INTERNATIONAL, 5-9, 175, 3/27/88

- Was a walk-on with the FIU basketball team, notching his best season in 2008-09 when he started 21 of 32 games
- Played semi-pro football with the Ft. Lauderdale Barracudas on the Stars Football League where he excelled as a DB
- Competed in 1 season of FIU basketball under former NBA legend Isiah Thomas
- Impressed scouting during the FIU football pro day during the spring of 2012, earning an opportunity with the Vikings
- Helped Miami's Norland High to the Class 6A state title in basketball and earned spot on all-tournament team
- Had 1 season of high school football experience

DARRION WEEMS, #68, T, ROOKIE, OREGON, 6-5, 320, 9/4/88

- 14-games starter for the Ducks at LT in 2011
- Recipient of the Bob Officer Award in 2011, given to the player who excels in spite of physical adversity
- Helped Ducks' offense rank 3rd in the nation in scoring, 5th in rushing, and 6th in total offense in 2011
- Played in 11 games, including 7 starts in 2010 and helped pave the way for the nation's No. 4 rushing offense and the nation's top running back LaMichael James
- Part of an offensive line that helped the Ducks' offense rank 1st in scoring offense (47.0 points per game) and total offense (530.7 yards per game) in the FBS in 2010
- Redshirted his freshman season in 2007
- Majored in political science at Oregon



CHASE BAKER



DERRICK COLEMAN



BOBBY FELDER



COREY GATEWOOD



TYLER HOLMES



ANTHONY JACOBS



KAMAR JORDEN



ERIC LATIMORE



A.J. LOVE




TYLER NIELSEN



ERNEST OWUSU



COREY PAREDES



AUSTIN PASZTOR




TYDREKE POWELL



QUENTIN SAULSBURY



NICK TAYLOR



DARRION WEEMS

2012 VIKINGS ROSTER

No.	Name	Pos.	Ht.	Wt.	Birthdate	Exp.	College	HS Hometown	Acquired
2	Kamar Jordan	WR	6-3	205	5/17/89	R	Bowling Green	Lansdowne, PA	UDFA '12
3	Blair Walsh	K	5-10	192	1/8/90	R	Georgia	Boca Raton, FL	D6 '12
4	McLeod Bethel-Thompson	QB	6-3	230	7/3/88	1	Sacramento State	San Francisco, CA	FA '12
5	Chris Kluwe	P	6-4	215	12/24/81	8	UCLA	Los Alamitos, CA	W (Sea) '05
7	Christian Ponder	QB	6-2	229	2/25/88	2	Florida State	Colleyville, TX	D1 '11
11	Stephen Burton	WR	6-1	224	12/11/89	2	West Texas A&M	Lakewood, CO	D7b '11
12	Percy Harvin	WR	5-11	184	5/28/88	4	Florida	Virginia Beach, VA	D1 '09
13	Bryan Walters	WR	6-0	190	11/4/87	2	Cornell	Kirkland, WA	FA '12
14	Joe Webb	QB	6-4	220	11/14/86	3	Alabama-Birmingham	Birmingham, AL	D6 '10
15	Kerry Taylor	WR	6-0	200	2/20/89	1	Arizona State	Chandler, AZ	FA '11
16	Emmanuel Arceneaux	WR	6-2	215	9/17/87	2	Alcorn State	Alexandria, LA	FA '11
17	Jarius Wright	WR	5-10	180	11/25/89	R	Arkansas	Warren, AR	D4a '12
18	Sage Rosenfels	QB	6-4	225	3/6/78	12	Iowa State	Maquoketa, IA	W (Mia) '11
19	Devin Aromashodu	WR	6-2	201	5/23/84	4	Auburn	Miami, FL	UFA (Chi) '11
20	Chris Cook	CB	6-2	212	2/15/87	3	Virginia	Lynchburg, VA	D2a '10
22	Harrison Smith	S	6-2	214	2/2/89	R	Notre Dame	Knoxville, TN	D1b '12
23	Jordan Todman	RB	5-10	198	2/24/90	1	Connecticut	Dartmouth, MA	FA '11 (SD-PS)
24	Zackary Bowman	DB	6-1	195	11/18/84	4	Nebraska	Anchorage, AK	UFA '12
25	Chris Carr	CB	5-10	181	294/30/83	8	Boise State	Reno, NV	FA '12
26	Antoine Winfield	CB	5-9	180	6/24/77	14	Ohio State	Akron, OH	UFA (Buf) '04
27	Brandon Burton	CB	5-11	190	7/31/89	2	Utah	Houston, TX	D5a '11
28	Adrian Peterson	RB	6-1	217	3/21/85	6	Oklahoma	Palestine, TX	D1 '07
29	Reggie Jones	DB	6-0	195	3/15/86	1	Portland State	Kent, WA	FA '11
30	Corey Gatewood	DB	5-10	190	7/13/88	R	Stanford	Belmont, MA	UDFA '12
31	Josh Robinson	CB	5-10	199	1/8/91	R	Central Florida	Sunrise, FL	D3 '12
32	Toby Gerhart	RB	6-0	231	3/28/87	3	Stanford	Norco, CA	D2b '10
33	Jamarca Sanford	S	5-10	200	8/27/85	4	Mississippi	Batesville, MS	D7 '09
34	Andrew Sendejo	S	6-1	200	9/9/87	2	Rice	Spring Branch, TX	FA '11
35	Marcus Sherels	CB	5-10	175	9/30/87	2	Minnesota	Rochester, MN	FA '10
36	Robert Blanton	S	6-1	200	9/7/89	R	Notre Dame	Matthews, N.C.	D5 '12
37	Eric Frampton	S	5-11	205	2/6/84	6	Washington State	San Jose, CA	W (Det) '07
38	Lex Hilliard	RB	5-11	235	7/30/84	4	Montana	Kalispell, MT	UFA '12
39	Nicholas Taylor	DB	5-9	175	3/27/88	R	Florida International	Miami, FL	UND '12
40	Rhett Ellison	FB	6-5	250	10/3/88	R	Southern California	Portola Valley, CA	D4b '12
41	Mistral Raymond	S	6-1	202	9/7/87	2	South Florida	Palmetto, FL	D6b '11
42	Jerome Felton	RB	6-0	248	7/3/86	5	Furman	Madisonville, TN	UFA '12
43	Bobby Felder	CB	5-11	200	9/23/90	R	Nicholls State	McComb, MS	UDFA '12
44	Ryan D'Imperio	FB	6-3	240	8/15/87	2	Rutgers	Sewell, NJ	D7b '10
45	Tyler Nielsen	LB	6-3	238	6/1/88	R	Iowa	Humboldt, IA	UDFA '12
46	Cullen Loeffler	LS	6-5	241	1/27/81	9	Texas	Ingram, TX	FA '04
47	Corey Paredes	LB	5-10	230	8/23/89	R	Hawaii	Sacramento, CA	UDFA '12
48	Matt Asiata	FB	6-0	234	7/24/87	1	Utah	Santa Ana, CA	FA '11
49	Derrick Coleman	RB	6-0	233	10/18/90	R	UCLA	Fullerton, CA	UDFA '12
50	Erin Henderson	LB	6-3	244	7/1/86	4	Maryland	Aberdeen, MD	FA '08
51	Larry Dean	LB	6-0	226	8/7/88	2	Valdosta State	Tifton, GA	FA '11
52	Chad Greenway	LB	6-2	242	1/12/83	7	Iowa	Mt. Vernon, SD	D1 '06
54	Jasper Brinkley	LB	6-1	252	7/12/85	4	South Carolina	Thomson, GA	D5 '09
55	Marvin Mitchell	LB	6-3	246	10/21/84	6	Tennessee	Norfolk, VA	UFA '12
57	Audie Cole	LB	6-5	239	6/1/89	R	NC State	Monroe, MI	D7a '12
58	Tyrone McKenzie	LB	6-2	245	12/11/85	2	South Florida	Riverview, FL	FA '11
59	Solomon Elimimian	LB	6-0	230	10/21/86	1	Hawaii	Los Angeles, CA	FA '12
60	Ydeke Powell	DT	6-3	325	6/14/88	R	North Carolina	Ashoke, N.C.	UDFA '12
60	Quentin Saulsberry	C	6-3	305	10/14/88	R	Mississippi State	Independence, MS	UDFA '12
61	Joe Berger	C	6-5	305	5/25/82	7	Michigan Tech	Newaygo, MI	FA '11
62	Chase Baker	DT	6-2	300	5/21/88	R	Boise State	Rocklin, CA	UDFA '12
63	Brandon Fusco	C	6-4	306	7/26/88	2	Slippery Rock	Cranberry Township, PA	D6c '11
64	Eric Latimore	DE	6-5	280	2/16/87	R	Penn State	Middletown, DE	UDFA '12
65	John Sullivan	C	6-4	301	8/8/85	5	Notre Dame	Old Greenwich, CT	D6a '08
66	Tyler Holmes	G	6-4	312	7/24/88	R	Tulsa	Ontario, Canada	UND '12
66	Nick Reed	DE	6-2	250	9/1/87	3	Oregon	Mission Viejo, CA	FA '12
67	Anthony Jacobs	DE	6-2	300	11/16/88	R	Minnesota	Northfield, MN	UND '12
67	Austin Pasztor	G	6-7	308	11/26/90	R	Virginia	Ontario, Canada	UDFA '12
68	Darrion Weems	T	6-5	320	9/4/88	R	Oregon	Woodland Hills, CA	UDFA '12
69	Jared Allen	DE	6-6	270	4/3/82	9	Idaho State	Los Gatos, CA	T (KC) '08
71	Phil Loadholt	T	6-8	343	1/21/86	4	Oklahoma	Fountain, CO	D2 '09
72	Chris DeGeare	G	6-4	335	2/17/87	2	Wake Forest	Kernersville, NC	D5a '10
73	DeMarcus Love	T	6-4	315	3/7/88	1	Arkansas	Lancaster, TX	D6a '11
74	Charlie Johnson	T	6-4	305	5/2/84	7	Oklahoma State	Sherman, TX	UFA (Ind) '11
75	Matt Kalil	T	6-7	308	7/6/89	R	Southern California	Corona, CA	D1a '12
76	Geoff Schwartz	T	6-6	340	7/11/86	3	Oregon	Pacific Palisades, CA	UFA '12
78	Levi Horn	T	6-7	333	10/2/86	2	Montana	Spokane, WA	FA '12
79	Pat Brown	T	6-5	310	12/25/86	3	Central Florida	St. Charles, IL	FA '10
81	Jerome Simpson	WR	6-2	189	2/4/86	5	Coastal Carolina	Reidsville, NC	UFA '12
82	Kyle Rudolph	TE	6-6	258	11/9/89	2	Notre Dame	Cincinnati, OH	D2 '11
83	Allen Reisner	TE	6-3	255	9/29/88	2	Iowa	Cedar Rapids, IA	FA '11
84	Michael Jenkins	WR	6-4	214	6/18/82	9	Ohio State	Tampa, FL	UFA (Atl) '11
85	Greg Childs	WR	6-3	217	3/10/90	R	Arkansas	Warren, AR	D4c '12
86	Mickey Shuler	TE	6-4	247	10/9/86	2	Penn State	Enola, PA	FA '11
87	AJ Love	WR	6-2	210	12/7/87	R	South Florida	Bradenton, FL	UDFA '12
89	John Carlson	TE	6-5	248	5/12/84	5	Notre Dame	Litchfield, IL	UFA '12
90	Fred Evans	DT	6-4	305	11/6/83	6	Texas State	Morgan Park, IL	FA '07
91	D'Aundre Reed	DE	6-4	260	1/1/88	1	Arizona	Moreno Valley, CA	D7a '11
92	Trevor Guyton	DT	6-3	280	1/9/90	R	California	Woodville, WA	D7b '12
93	Kevin Williams	DT	6-5	311	8/16/80	10	Oklahoma State	Fordyce, AR	D1 '03
94	Jeff Charlston	DE	6-4	265	1/19/83	6	Idaho State	Oregon City, OR	UFA (NO) '12
95	Ernest Owusu	DE	6-4	275	5/26/88	R	California	Princeton, NJ	UDFA '12
96	Brian Robison	DE	6-3	259	4/27/83	6	Texas	Splendoria, TX	D4 '07
97	Everson Griffen	DE	6-3	273	12/22/87	3	Southern California	Avondale, AZ	D4 '10
98	Letroy Guion	DT	6-4	303	6/21/87	5	Florida State	Starke, FL	D5b '08
99	Christian Ballard	DT	6-4	283	1/3/89	2	Iowa	Lawrence, KS	D4 '11

KICKOFF
EXECUTIVES
STAFF
COACHES
PLAYERS
ROOKIES
2011 SEASON
RECORDS
PLAYOFF RECORDS
HISTORY
EXTRA POINTS

CHECK OUT vikings.com

The screenshot displays the Minnesota Vikings website interface. At the top, there are promotional banners for 'GAME ON!' and 'usbank'. The main navigation bar includes links for 'HOME', 'NEWS', 'TEAM', 'SCHEDULE', 'COMMUNITY', 'FAQS', 'STORE', 'CONTACT', 'TICKETS', and 'SET YOUR ALARM'. A central video player features 'VIDEO: TRAINING CAMP HIGHLIGHTS - 8/10'. Below this, a 'FEATURED NEWS ARTICLES' section lists several stories, including 'Team-By-Team List of NFL Unrestricted Free Agents' and 'Vikings Quotes - Leslie Frazier - July 25'. A '2011 VIKINGS SCHEDULE' table is visible, showing games from September to October. Other sections include 'FEATURED VIDEOS', 'GAME ON! SQUAD YOUR HORNS', and 'MINNESOTA VIKINGS ON FACEBOOK'.

WEEK	DATE	OPPONENT	TIME	TV
01	Sep. 11	@ Chargers	3:15 PM	CBS
02	Sep. 18	Buccaners	12:50 PM	CBS
03	Sep. 25	Lions	12:50 PM	CBS
04	Oct. 02	@ Chiefs	12:50 PM	CBS
05	Oct. 09	Cincinnati	12:50 PM	CBS
06	Oct. 16	@ Bears	7:20 PM	CBS

**THE TOP WEB DESTINATION FOR VIKINGS FANS
IS NOW EVEN BETTER WITH
MORE VIDEOS AND MORE ACTION**
UNIQUE ACCESS, EXCLUSIVE CONTENT AND EXTENSIVE TEAM COVERAGE

Follow us on



VikingsFootball



MinnesotaVikings



2012 TEAM GUIDE



**SHOW YOUR
HORNS**

2011 REVIEW

2011 REGULAR SEASON STATISTICS

WON 3, LOST 13

9/11 L 17-24	at San Diego	66,716
9/18 L 20-24	TAMPA BAY	62,461
9/25 L 23-26	DETROIT	62,466
10/3 L 17-22	at Kansas City	72,931
10/9 W 34-10	ARIZONA	62,479
10/16 .. L 10-39	at Chicago	62,322
10/23 .. L 27-33	vs. Green Bay	63,946
10/30 .. W 24- 21	at Carolina	72,095
11/4 .. L 7- 45	at Green Bay	70,519
11/20 .. L 21-27	vs. Oakland	62,748
11/27 .. L 14- 24	at Atlanta	68,115
12/4 .. L 32-35	vs. Denver	62,939
12/11 .. L 28- 34	at Detroit	63,988
12/18 .. L 20- 42	vs. New Orleans	62,623
12/24 .. W 33- 26	at Washington	63,370
1/1 L 13-17	vs. Chicago	62,867

TOTAL FIRST DOWNS		MINN	OPP
		297	332

Rushing	118	92
Passing	159	213
Penalty	20	27
3rd Down: Made/Att	83/216	92/208
3rd Down Pct.	38.4%	44.2%
4th Down: Made/Att	7/18	5/9
4th Down Pct.	38.9%	55.6%

POSSESSION AVG. 28:39 31:21

TOTAL NET YARDS 5275 5731

Avg. Per Game 329.7 358.2

Total Plays 1007 1027

Avg. Per Play 5.2 5.6

NET YARDS RUSHING 2318 1712

Avg. Per Game 144.9 107.0

Total Rushes 448 439

NET YARDS PASSING 2957 4019

Avg. Per Game 184.8 251.2

Sacked/Yards Lost 49/298 50/342

Gross Yards 3255 4361

Attempts/Completions 510/286 538/367

Completion Pct. 56.1% 68.2%

Had Intercepted 17 8

PUNTS/AVERAGE 77/45.7 67/47.1

NET PUNTING AVG. 38.0 41.1

PENALTIES/YARDS 109/908 97/834

FUMBLES/BALL LOST 20/9 26/15

TOUCHDOWNS 39 50

Rushing 18 10

Passing 20 36

Returns 1 4

SCORE BY PERIODS		Q1	Q2	Q3	Q4	OT	PTS
Team	104	91	61	84	0	340
Opponents	92	121	132	101	3	449

SCORING TD Ru Pa Rt K-PAT FG 2Pt PTS

R.Longwell	...	0	0	0	38/39	22/28	0	104
A.Peterson	...	13	12	1	0/0	0/0	0	78
P.Harvin	...	9	2	6	1	0/0	0	54
T.Gerhart	...	4	1	3	0	0/0	0	24
K.Rudolph	...	3	0	3	0	0/0	0	18
M.Jenkins	...	3	0	3	0	0/0	0	18
V.Shiancock	...	3	0	3	0	0/0	0	18
J.Webb	...	2	2	0	0	0/0	0	12
D.Aromashodu	...	0	1	0	0	0/0	0	6
D.McNabb	...	1	1	0	0	0/0	0	6
J.Allen	...	0	0	0	0	0/0	0	2
TEAM	39	18	20	1	38/39	22/28	0 340
OPPONENTS	50	10	34	6	49/49	32/35	1 449

2-Pt. Conversions: Team 0/ 0, Opponents: 1/ 1

Sacks: J.Allen 22.0, B.Robison 8.0, K.Williams 5.0, E.Griffin 4.0, E.Henderson 2.0, C.Greenway 2.0, R.Ayodele 1.5, Er.Henderson 1.5, H.Abdullah 1.0, A.Winfield 1.0, M.Sherels 1.0, Team 1.0 **Team: 50.0, Opponents: 49.0**

Fumbles Lost: M.Jenkins 2, L.Booker 2, P.Harvin 2, C.Ponder 2, J.Webb 1 **Total: 9**

Opponent Fumble Recoveries: J.Allen 4, B.Robison 2, J.Sanford 2, R.D'Imperio 2, E.Griffin 1, T.Gerhart 1, M.Raymond 1, L.Guion 1, C.Greenway 1 **Total: 15**

Passing	Att	Cmp	Yds	Cmp%	Yds/Att	TD	TD%	Int	Int%	Long	Sack	Lost	Rating
C.Ponder	291	158	1853	54.3%	6.4	13	4.5%	72	30	164	70.1	
D.McNabb	156	94	1026	60.3%	6.6	4	2.6%	2	136	11	82.9	
J.Webb	63	34	376	54.0%	6.0	3	4.8%	2	36	3	74.5	
TEAM	510	286	3255	56.1%	6.4	20	3.9%	17	49	298	74.6	
OPPONENTS	538	367	4361	68.2%	8.1	34	6.3%	8	79T	50	342	107.6

RUSHING		No.	Yds	Avg	Long	TD
A.Peterson	208	970	4.7	54	12
T.Gerhart	109	531	4.9	67	1
P.Harvin	52	345	6.6	39	2
C.Ponder	28	219	7.8	28	0
J.Webb	22	154	7.0	65T	2
D.McNabb	14	59	4.2	23	1
L.Booker	13	52	4.0	25	0
C.Kluwe	2	-12	-6.0	0	0
TEAM	448	2318	5.2	67	18
OPPONENTS	439	1712	3.9	28	10

RECEIVING		No.	Yds	Avg	Long	TD
P.Harvin	87	967	11.1	52T	6
M.Jenkins	38	466	12.3	72	3
V.Shiancock	36	409	11.4	37	3
D.Aromashodu	26	468	18.0	60	1
K.Rudolph	26	249	9.6	41	3
T.Gerhart	23	190	8.3	42	3
A.Peterson	18	139	7.7	22	1
G.Camarillo	9	121	13.4	23	0
L.Booker	8	82	10.3	15	0
B.Berrian	7	91	13.0	30	0
S.Burton	2	38	19.0	21	0
R.D'Imperio	2	7	3.5	6	0
E.Arceneaux	1	10	10.0	10	0
J.Webb	1	9	9.0	9	0
A.Reisner	1	5	5.0	5	0
J.Kleinsasser	1	4	4.0	4	0
TEAM	286	3255	11.4	72	20
OPPONENTS	367	4361	11.9	79T	34

INTERCEPTIONS		No.	Yds	Avg	Long	TD
J.Sanford	2	69	34.5	52	0
H.Abdullah	1	32	32.0	32	0
M.Raymond	1	31	31.0	31	0
J.Allen	1	14	14.0	14	0
A.Winfield	1	3	3.0	3	0
A.Allen	1	3	3.0	3	0
C.Griffin	1	0	0.0	0	0
TEAM	8	152	19.0	52	0
OPPONENTS	17	213	12.5	42	3

PUNTING		No.	Yds	Avg	Net	TB	In	Lg	B
C.Kluwe	77	3517	45.7	38.0	3	22	60	0
TEAM	77	3517	45.7	38.0	3	22	60	0
OPPONENTS	67	3153	47.1	41.1	6	22	65	0

PUNT RETURNS		Ret	FC	Yds	Avg	Long	TD
M.Sherels	33	20	277	8.4	53	0
TEAM	33	20	277	8.4	53	0
OPPONENTS	43	19	532	12.4	80T	1

KICKOFF RETURNS		No.	Yds	Avg	Long	TD
L.Booker	19	450	23.7	68	0
P.Harvin	16	520	32.5	104	1
M.Sherels	16	445	27.8	78	0
E.Griffin	1	7	7.0	7	0
R.D'Imperio	1	6	6.0	6	0
TEAM	53	1428	26.9	104	1
OPPONENTS	57	1403	24.6	98T	1

FIELD GOALS		1-19	20-29	30-39	40-49	50+
R.Longwell	0/0	7/7	7/8	6/10	2/3
TEAM	0/0	7/7	7/8	6/10	2/3
OPPONENTS	0/0	14/14	5/6	6/7	7/8

Longwell: (33G) (22G, 29G) (33G, 41G, 49G) (33G) (26G, 43N, 53G) (37G, 38N) (52G, 46G) (45N, 31G) (52N) () () (40G, 25G, 39G) () (44G, 49G) (36G, 49SH, 23G) (26G, 48B, 26G)

Opponents: (40G) (36G) (28G, 50G, 40G, 32G) (40G, 24G, 51G, 54G, 22G) (51G) (51G, 26G, 22G) (39G, 45G, 24G, 58G) (31N) (25G) (29G, 26G, 49B) (37G) (46G, 23G) (30G, 26G) (50WL) (26G, 53G, 25G, 47G) (27G)

2011 REGULAR SEASON DEFENSIVE STATISTICS

	TKL	AST	COMB	SACK	TFL	QBH	INT	PD	FF	FR
C. Greenway	104	70	174	2.0	13.0	4	0	5	7	1
E.J. Henderson	81	49	130	2.0	16.0	6	0	2	3	0
J. Sanford	77	41	118	0	2.0	3	2	8	1	2
Erin Henderson	56	35	91	1.5	8.0	2	0	2	2	0
J. Allen	66	20	86	22.0	25.0	45	1	3	4	4
C. Griffin	58	23	81	0	2.0	0	1	11	3	0
H. Abdullah	48	17	65	1.0	3.0	1	1	2	0	0
K. Williams	34	23	57	5.0	14.0	24	0	2	1	0
B. Robison	33	21	54	8.0	10.0	40	0	1	3	2
A. Allen	39	8	47	0	0	0	1	7	0	0
A. Winfield	34	8	42	1.0	5.0	1	1	1	0	0
M. Raymond	15	21	36	0	0	2	1	2	0	1
F. Evans	23	12	35	0	5.0	11	0	0	0	0
L. Guion	20	15	35	0	4.0	13	0	0	0	1
T. Johnson	22	11	33	0	0	0	0	1	0	0
B. Sapp	21	6	27	0	2.0	0	0	5	1	0
M. Sherels	20	4	24	1.0	1.0	0	0	3	0	0
R. Ayodele	11	11	22	1.5	1.0	2	0	0	0	0
C. Cook	14	5	19	0	1.0	0	0	7	0	0
E. Griffin	12	3	15	4.0	4.0	8	0	2	0	1
C. Ballard	6	6	12	0	3.0	8	0	0	1	0
K. Onatolu	4	1	5	0	0	1	0	0	0	0
B. Burton	2	1	3	0	0	0	0	0	0	0
L. Dean	1	0	1	0	0	0	0	0	0	0
J. Page	1	0	1	0	0	0	0	0	0	0
TOTALS	802	411	1,213	50.0	119.0	171	8	64	19	12

2011 REGULAR SEASON SPECIAL TEAMS STATISTICS

	SOLO	AST	COMB	FF	FR	BL
Frampton, Eric	17	5	22	0	0	0
Griffen, Everson	12	6	18	1	0	0
Onatolu, Kenny	13	2	15	0	0	0
Dean, Larry	9	5	14	0	0	0
D'Imperio, Ryan	6	1	7	0	2	0
Sanford, Jamarca	4	3	7	0	0	0
Sherels, Marcus	4	2	6	0	0	0
Burton, Brandon	4	2	6	0	0	0
Ballard, Christian	3	1	4	0	0	0
Longwell, Ryan	3	1	4	0	0	0
Johnson, Tyrell	2	2	4	0	0	0
Loeffler, Cullen	1	2	3	0	0	0
Gerhart, Toby	1	2	3	0	1	0
Camarillo, Greg	3	0	3	0	0	0
Sendejo, Andrew	2	1	3	0	0	0
Cook, Chris	2	0	2	0	0	0
Kluwe, Chris	2	0	2	0	0	0
Aromashodu, Devin	2	0	2	0	0	0
Allen, Asher	2	0	2	0	0	0
Raymond, Mistral	2	0	2	0	0	0
Katula, Matt	1	1	2	0	0	0
Reisner, Allen	1	0	1	0	0	0
Adibi, Xavier	0	1	1	0	0	0
Sapp, Benny	1	0	1	0	0	0
Allen, Jared	1	0	1	0	0	0
Booker, Lorenzo	1	0	1	0	0	0
Page, Jarrad	0	1	1	0	0	0
Guion, Letrov	0	0	0	0	0	1
TOTALS	99	38	137	1	3	1

INTERCEPTIONS

	No.	Yds	Avg	Long	TD
Sanford, Jamarca	2	69	34.5	52	0
Abdullah, Husain	1	32	32.0	32	0
Raymond, Mistral	1	31	31.0	31	0
Allen, Jared	1	14	14.0	14	0
Winfield, Antoine	1	3	3.0	3	0
Allen, Asher	1	3	3.0	3	0
Griffin, Cedric	1	0	0.0	0	0
TOTALS	8	152	19.0	52	0

SACKS

	SACKS	YDS
Allen, Jared	22.0	150.5
Robison, Brian	8.0	57.5
Williams, Kevin	5.0	34.4
Griffen, Everson	4.0	31
Henderson, E.J.	2.0	23
Greenway, Chad	2.0	9
Henderson, Erin	1.0	1
Sherels, Marcus	1.0	2
Abdullah, Husain	1.0	8
Winfield, Antoine	1.0	6
Ayodele, Remi	1.5	11.5
TOTALS	50.0	340.5

QB HURRIES

	QBH
Allen, Jared	45
Robison, Brian	40
Williams, Kevin	24
Guion, Letrov	13
Evans, Fred	11
Griffen, Everson	8
Ballard, Christian	8
Henderson, E.J.	6
Greenway, Chad	4
Sanford, Jamarca	3
Ayodele, Remi	2
Henderson, Erin	2
Raymond, Mistral	2
Abdullah, Husain	1
Winfield, Antoine	1
Onatolu, Kenny	1
TOTALS	171

TACKLES FOR LOSS

	TFL
Allen, Jared	25.0
Henderson, E.J.	16.0
Williams, Kevin	14.0
Greenway, Chad	13.0
Robison, Brian	10.0
Henderson, Erin	8.0
Evans, Fred	5.0
Winfield, Antoine	5.0
Guion, Letrov	4.0
Griffen, Everson	4.0
Ballard, Christian	3.0
Abdullah, Husain	3.0
Sanford, Jamarca	2.0
Sapp, Benny	2.0
Griffin, Cedric	2.0
Cook, Chris	1.0
Sherels, Marcus	1.0
Ayodele, Remi	1.0
TOTALS	119.0

PASSES DEFENDED

	PD
Griffin, Cedric	11
Sanford, Jamarca	8
Cook, Chris	7
Allen, Asher	7
Sapp, Benny	5
Greenway, Chad	5
Allen, Jared	3
Sherels, Marcus	3
Abdullah, Husain	2
Henderson, Erin	2
Williams, Kevin	2
Griffen, Everson	2
Henderson, E.J.	2
Raymond, Mistral	2
Robison, Brian	1
Johnson, Tyrell	1
Winfield, Antoine	1
TOTALS	64

KICKOFF
 EXECUTIVES
 STAFF
 COACHES
 PLAYERS
 ROOKIES
 2011 SEASON
 RECORDS
 PLAYOFF RECORDS
 HISTORY
 EXTRA POINTS

2011 VIKINGS PARTICIPATION

P-played; S-started; DNP-did not play; IR-injured reserve; N-not with club; I-inactive; PS-Practice Squad; PUP-R - Reserve/Physically Unable to Perform

DATE	OPPONENT	9/11	9/18	9/25	10/2	10/9	10/16	10/23	10/30	11/4	11/20	11/27	12/4	12/11	12/18	12/24	1/1	2011				CAREER	
		@SD	TB	DET	@KC	ARI	@CHI	GB	@CAR	@GB	OAK	@ATL	DEN	@DET	NO	@WAS	CHI	GP	GS	DNP	IA	GP	GS
	Abdullah, Husain	S	S	S	S	S	S	S	S	S	I	I	I	I	I	I	I	9	9	-	2	54	24
	Adibi, Xavier	I	P	I	I	I	DNP	I	I	P	P	P	I	I	I	I	4	-	1	11	37	8	
	Allen, Asher	I	P	P	P	S	P	S	S	S	S	I	S	S	I	S	13	9	-	3	37	21	
	Allen, Jared	S	S	S	S	S	S	S	S	S	S	S	S	S	S	S	16	16	-	-	125	119	
	Arceaneaux, Manny	PS	PS	PS	PS	PS	PS	PS	PS	PS	PS	PS	PS	PS	P	P	3	-	-	-	3	-	
	Aromashodu, Devin	P	P	P	P	P	P	S	S	S	S	P	S	S	P	P	16	6	-	-	46	11	
	Awason, Adrian	P	I	N	N	N	N	N	N	N	N	N	N	N	N	N	1	-	-	1	18	-	
	Ayodele, Remi	S	S	S	S	S	S	S	S	S	S	S	P	S	P	S	16	13	-	-	60	32	
	Ballard, Christian	P	P	P	P	P	P	P	P	S	P	P	P	P	P	P	16	2	-	-	16	2	
	Berger, Joe	N	DNP	DNP	P	P	P	S	S	S	S	P	P	S	S	S	13	7	2	-	51	27	
	Berrian, Bernard	P	P	S	P	I	P	I	N	N	N	N	N	N	N	N	5	1	-	2	109	70	
	Booker, Lorenzo	P	P	P	P	P	P	I	N	N	P	P	P	P	P	P	15	-	-	1	36	2	
	Brinkley, Jasper	IR	IR	IR	IR	IR	IR	IR	IR	IR	IR	IR	IR	IR	IR	IR	-	-	-	-	32	4	
	Brown, Pat	P	P	P	P	P	DNP	P	P	P	P	P	P	P	P	P	15	-	1	-	15	0	
	Burton, Brandon	I	I	I	I	P	I	P	I	P	P	P	P	P	S	P	10	1	-	6	10	1	
	Burton, Stephen	PS	PS	PS	PS	PS	PS	P	I	I	N	P	P	IR	IR	IR	3	-	-	2	3	-	
	Camarillo, Greg	P	I	I	I	P	P	P	P	P	P	P	P	P	P	P	13	-	-	3	75	28	
	Cook, Chris	P	P	S	P	S	S	I	SUS	I	I	I	I	I	I	I	6	3	-	9	12	8	
	Cooper, Jon	DNP	N	N	N	N	N	N	N	N	N	N	N	N	N	N	-	-	1	-	13	1	
	Dean, Larry	P	P	P	P	P	P	P	P	P	P	P	P	P	P	P	16	-	-	-	16	-	
	DeGeorge, Chris	PS	PS	PS	PS	PS	PS	PS	PS	PS	PS	PS	PS	PS	PS	PS	-	-	-	-	8	5	
	D'Imperio, Ryan	PS	PS	PS	PS	P	P	P	P	P	P	P	P	P	P	P	12	1	-	-	12	1	
	Evans, Fred	P	P	P	P	P	P	P	P	P	P	P	P	P	P	P	16	-	-	-	65	2	
	Frampton, Eric	P	P	P	P	P	P	P	P	P	P	P	P	P	P	P	16	-	-	-	76	0	
	Fusco, Brandon	I	I	I	I	I	P	DNP	DNP	DNP	DNP	I	I	I	P	P	3	-	4	9	3	-	
	Gerhart, Toby	P	S	P	P	P	P	P	P	P	P	S	I	S	I	P	16	5	-	-	31	6	
	Greenway, Chad	S	S	S	S	S	S	S	S	S	S	S	S	S	S	S	16	16	-	-	80	79	
	Griffen, Everson	P	P	P	P	P	P	P	P	P	P	P	P	P	P	P	16	-	-	-	27	0	
	Griffin, Cedric	S	S	S	S	P	S	S	S	S	S	S	S	S	P	S	16	14	-	-	80	70	
	Guion, Letroy	S	S	S	P	P	P	P	P	P	P	P	P	P	S	P	16	3	-	-	40	3	
	Harvin, Percy	S	P	S	S	S	S	S	S	S	S	S	S	S	S	S	16	14	-	-	45	34	
	Henderson, E.J.	S	S	S	S	P	S	S	S	P	S	S	S	S	S	S	16	14	-	-	125	105	
	Henderson, Erin	S	S	P	S	S	S	S	S	S	I	S	S	P	P	S	15	11	-	1	36	11	
	Herrera, Anthony	S	S	S	S	S	S	S	I	I	I	I	S	S	I	S	12	12	-	4	80	70	
	Hutchinson, Steve	S	S	S	S	S	S	S	S	S	S	S	S	S	I	IR	14	14	-	1	157	157	
	Jenkins, Michael	P	S	P	P	S	S	S	P	S	S	S	IR	IR	IR	IR	11	7	-	-	114	70	
	Johnson, Charlie	S	S	S	S	S	S	S	S	S	S	S	S	S	S	S	16	16	-	-	89	70	
	Johnson, Dominique	PS	PS	PS	PS	PS	PS	PS	PS	N	N	N	N	N	N	N	-	-	-	-	-	-	
	Johnson, Tyrell	P	P	P	P	P	P	P	S	P	S	IR	IR	IR	IR	IR	11	3	-	-	49	27	
	Jones, Reggie	N	N	N	N	N	N	N	N	PS	PS	PS	PS	PS	PS	PS	-	-	-	-	-	-	
	Katula, Matt	N	N	N	N	N	N	N	N	N	N	N	P	P	P	P	5	-	-	-	93	0	
	King, Caleb	PS	PS	PS	PS	PS	PS	PS	PS	PS	PS	PS	PS	PS	PS	I	-	-	-	1	-	-	
	Kleinsasser, Jim	S	P	S	S	S	P	P	S	S	P	S	S	P	S	S	16	11	-	-	181	130	
	Kluwe, Chris	P	P	P	P	P	P	P	P	P	P	P	P	P	P	P	16	-	-	-	111	0	
	Kooistra, Scott	IR	IR	IR	IR	IR	IR	IR	IR	IR	IR	IR	IR	IR	IR	IR	-	-	-	-	84	1	
	Lewis, Butch	N	N	N	N	N	N	N	PS	PS	PS	PS	PS	PS	N	PS	-	-	-	-	-	-	
	Loadholt, Phil	S	S	S	S	S	S	S	S	S	S	S	S	S	S	S	16	16	-	-	47	47	
	Loeffler, Cullen	P	P	P	P	P	P	P	P	P	P	P	IR	IR	IR	IR	11	-	-	-	123	0	
	Longwell, Ryan	P	P	P	P	P	P	P	P	P	P	P	P	P	P	P	16	-	-	-	240	0	
	Love, DeMarcus	I	I	I	I	I	I	I	I	I	I	I	I	I	I	I	-	-	-	16	-	-	
	McKenzie, Tyrone	PS	PS	PS	PS	PS	PS	PS	PS	PS	PS	PS	PS	PS	PS	PS	-	-	-	-	-	-	
	McKinley, Cedric	N	PS	PS	PS	PS	PS	PS	N	N	N	N	N	N	N	N	-	-	-	-	-	-	
	McNabb, Donovan	S	S	S	S	S	DNP	DNP	DNP	DNP	DNP	N	N	N	N	N	6	6	5	-	167	161	
	Onatolu, Kenny	P	P	P	P	P	P	P	P	P	P	S	PS	P	P	P	16	1	-	-	48	1	
	Page, Jarrad	N	N	N	N	N	N	N	N	N	N	N	P	P	P	P	5	-	-	-	74	45	
	Peterson, Adrian	S	S	S	S	S	S	S	S	I	I	I	I	S	S	IR	12	12	-	3	73	66	
	Ponder, Christian	DNP	DNP	DNP	DNP	DNP	P	S	S	S	S	S	S	S	S	S	11	10	5	-	11	10	
	Raymond, Mistral	I	I	I	I	I	I	P	P	P	P	P	S	S	S	S	10	5	-	6	10	5	
	Reed, D'Aundre	I	I	I	I	I	I	I	I	I	I	I	I	I	I	I	-	-	-	16	-	-	
	Reisner, Allen	P	P	P	P	PS	PS	PS	PS	PS	PS	P	I	I	I	I	6	-	-	3	6	-	
	Robison, Brian	S	S	S	S	S	S	S	S	S	S	S	S	S	S	S	16	16	-	-	79	23	
	Rosenfels, Sage	N	N	N	N	N	N	N	N	N	N	N	DNP	DNP	DNP	DNP	-	-	5	-	44	12	
	Rudolph, Kyle	S	S	P	S	P	S	P	S	P	I	P	S	S	S	S	15	8	-	1	15	8	
	Sapp, Benny	N	N	N	N	N	N	N	N	N	P	P	S	S	P	S	7	3	-	-	110	27	
	Sanford, Jamarca	S	S	S	S	S	S	I	S	S	S	S	S	S	S	S	15	15	-	1	41	18	
	Sendejo, Andrew	N	N	N	N	N	N	N	N	N	N	I	P	I	P	P	3	-	-	2	5	0	
	Sherels, Marcus	P	P	P	S	P	P	P	P	P	P	P	S	S	S	P	16	3	-	-	17	3	
	Shiancoe, Visanthe	S	S	S	S	S	S	S	P	S	S	S	S	S	S	S	16	14	-	-	144	92	
	Shuler, Mickey	N	N	N	N	N	N	N	N	N	N	N	PS	PS	PS	PS	-	-	-	1	6	2	
	Sullivan, John	S	S	S	S	S	S	I	S	S	S	S	S	S	S	I	15	15	-	-	61	45	
	Taylor, Kerry	N	N	N	N	N	N	N	PS	PS	PS	PS	PS	PS	PS	PS	-	-	-	-	-	-	
	Todman, Jordan	N	N	N	N	N	N	N	N	N	N	N	N	N	N	I	-	-	-	1	-	-	
	Webb, Joe	P	DNP	P	DNP	DNP	P	DNP	P	DNP	DNP	DNP	S	P	P	P	10	1	6	-	15	3	
	Williams, Kevin	SUS	SUS	S	S	S	I	S	S	S	S	S	S	S	S	S	14	14	-	-	140	140	
	Winfield, Antoine	S	S	S	S	I	I	I	I	S	IR	IR	IR	IR	IR	IR	5	5	-	4	175	158	

2011 GAME-BY-GAME STARTERS

VIKINGS OFFENSE

	1	2	3	4	5	6	7	8	9	10	11	12	13	14	15	16
WR	--	--	Berrian	Harvin	Jenkins	Jenkins	Jenkins	Aromashodu	Jenkins	Jenkins	Jenkins	Jenkins	Aromashodu	Johnson	Johnson	Johnson
LT	Johnson	Johnson	Johnson	Johnson	Johnson	Johnson	Johnson	Johnson	Johnson	Johnson	Johnson	Johnson	Johnson	Hutchinson	Hutchinson	Hutchinson
LG	Hutchinson	Hutchinson	Hutchinson	Hutchinson	Hutchinson	Hutchinson	Hutchinson	Hutchinson	Hutchinson	Hutchinson	Hutchinson	Hutchinson	Hutchinson	Hutchinson	Hutchinson	Hutchinson
C	Sullivan	Sullivan	Sullivan	Sullivan	Sullivan	Sullivan	Sullivan	Sullivan	Sullivan	Sullivan	Sullivan	Sullivan	Sullivan	Sullivan	Sullivan	Sullivan
RC	Herrera	Herrera	Herrera	Herrera	Herrera	Herrera	Herrera	Berger	Berger	Berger	Berger	Herrera	Herrera	Herrera	Herrera	Herrera
RT	Loadholt	Loadholt	Loadholt	Loadholt	Loadholt	Loadholt	Loadholt	Loadholt	Loadholt	Loadholt	Loadholt	Loadholt	Loadholt	Loadholt	Loadholt	Loadholt
TE	Shiancoe	Shiancoe	Shiancoe	Shiancoe	Shiancoe	Shiancoe	Shiancoe	Shiancoe	Shiancoe	Shiancoe	Shiancoe	Shiancoe	Shiancoe	Shiancoe	Shiancoe	Shiancoe
WR	Harvin	Jenkins	Harvin	Harvin	Harvin	Harvin	Harvin	--	Aromashodu	Harvin	Harvin	Harvin	Harvin	Harvin	Harvin	Harvin
QB	McNabb	McNabb	McNabb	McNabb	McNabb	McNabb	Ponder	Ponder	Ponder	Ponder	Ponder	Ponder	Ponder	Ponder	Ponder	Ponder
RB	Peterson	Peterson	Peterson	Peterson	Peterson	Peterson	Peterson	Peterson	Peterson	Peterson	Peterson	Peterson	Peterson	Peterson	Peterson	Peterson
FB	--	--	--	--	--	--	--	--	--	--	--	--	--	--	--	--
WR	--	--	Kleinsasser	Rudolph	Kleinsasser	--	--	Aromashodu	Harvin	Aromashodu	--	Webb	--	--	--	--
TE	Rudolph	Rudolph	Kleinsasser	Rudolph	Kleinsasser	--	--	Kleinsasser	--	Harvin	--	--	Rudolph	Kleinsasser	Shiancoe	Rudolph
3rd TE	Kleinsasser	--	--	Kleinsasser	--	--	--	Rudolph	--	--	--	--	--	--	--	--
2nd RB	--	--	--	--	--	--	--	--	--	--	--	--	--	--	--	--

VIKINGS DEFENSE

	1	2	3	4	5	6	7	8	9	10	11	12	13	14	15	16
LE	Robison	Robison	Robison	Robison	Robison	Robison	Robison	Robison	Robison	Robison	Robison	Robison	Robison	Robison	Robison	Robison
NT	Ayodele	Ayodele	Ayodele	Ayodele	Ayodele	Ayodele	Ayodele	Ayodele	Ayodele	Ayodele	Ayodele	Ayodele	Ayodele	Ayodele	Ayodele	Ayodele
UT	Gulion	Gulion	Williams	Williams	Williams	Williams	Williams	Williams	Williams	Williams	Williams	Williams	Williams	Williams	Williams	Williams
RE	J. Allen	J. Allen	J. Allen	J. Allen	J. Allen	J. Allen	J. Allen	J. Allen	J. Allen	J. Allen	J. Allen	J. Allen	J. Allen	J. Allen	J. Allen	J. Allen
SLB	Greenway	Greenway	Greenway	Greenway	Greenway	Greenway	Greenway	Greenway	Greenway	Greenway	Greenway	Greenway	Greenway	Greenway	Greenway	Greenway
MLB	EJ Henderson	EJ Henderson	EJ Henderson	EJ Henderson	EJ Henderson	EJ Henderson	EJ Henderson	EJ Henderson	EJ Henderson	EJ Henderson	EJ Henderson	EJ Henderson	EJ Henderson	EJ Henderson	EJ Henderson	EJ Henderson
WLB	E. Henderson	E. Henderson	E. Henderson	E. Henderson	E. Henderson	E. Henderson	E. Henderson	E. Henderson	E. Henderson	E. Henderson	E. Henderson	E. Henderson	E. Henderson	E. Henderson	E. Henderson	E. Henderson
LCB	Winfield	Winfield	Winfield	Winfield	Cook	Cook	A. Allen	A. Allen	A. Allen	A. Allen	A. Allen	A. Allen	A. Allen	A. Allen	A. Allen	A. Allen
RCB	C. Griffin	C. Griffin	C. Griffin	C. Griffin	A. Allen	C. Griffin	C. Griffin	C. Griffin	C. Griffin	C. Griffin	C. Griffin	C. Griffin	C. Griffin	C. Griffin	C. Griffin	C. Griffin
FS	Abdullah	Abdullah	Abdullah	Abdullah	Abdullah	Abdullah	Abdullah	Abdullah	Abdullah	Abdullah	Abdullah	Abdullah	Abdullah	Abdullah	Abdullah	Abdullah
SS	Sanford	Sanford	Sanford	Sanford	Sanford	Sanford	Sanford	Sanford	Sanford	Sanford	Sanford	Sanford	Sanford	Sanford	Sanford	Sanford
DB	--	--	C. Cook	--	Sherels	--	--	--	A. Allen	--	--	--	Sapp	B. Burton	Sapp	--

THE LAST TIME... (PLAYOFF PERFORMANCES IN ITALICS)

BY THE VIKINGS	CATEGORY	BY AN OPPONENT
489 yards, vs. Denver, 12/4/11	400 Yards Total Offense	405 yards, at Carolina, 10/30/11
<i>475 yards, at New Orleans, 1/24/10</i>		<i>518 yards, at N.Y. Giants, 1/14/01</i>
507 yards, vs. Arizona, 11/7/10	500 Yards Total Offense	573 yards, vs. New Orleans, 12/18/11
<i>Has never happened</i>		<i>518 yards, at N.Y. Giants, 1/14/01</i>
Christian Ponder, 381 yards, vs. Denver, 12/4/11	300 Yards Passing In A Game	Aaron Rodgers, 335 yards, vs. Green Bay, 10/23/11
<i>Brett Favre, 310 yards, at New Orleans, 1/24/10</i>	By A Player	<i>Donovan McNabb, 300 yards, vs. Philadelphia, 1/4/08</i>
Brett Favre, 446 yards, vs. Arizona, 11/7/10	400 Yards Passing In A Game	Drew Brees, 412 yards, vs. New Orleans, 12/18/11
<i>Jeff George, 424 yards, at St. Louis, 1/16/00</i>	By A Player	<i>Has never happened</i>
Brett Favre, vs. New York Giants, 1/3/10	4 TD Passes In A Game	Drew Brees (5), vs. New Orleans, 12/18/11
<i>Brett Favre, vs Dallas, 1/17/10</i>	By A Player	<i>Kerry Collins (5), at N.Y. Giants, 1/14/01</i>
Toby Gerhart, 109 yards, at Washington, 12/24/11	100 Yards Rushing In A Game	Evan Royster, 132 yards, at Washington, 12/24/11
<i>Adrian Peterson, 122 yards, at New Orleans, 1/24/10</i>	By A Player	<i>Terry Kirby, 120 yards, at San Francisco, 1/3/98</i>
Adrian Peterson, 296 yards, vs. San Diego, 11/4/07	200 Yards Rushing In A Game	Walter Payton, 275 yards, at Chicago, 11/20/77
<i>Has never happened</i>	By A Player	<i>Has never happened</i>
Adrian Peterson, vs. Arizona, 10/9/11	3 TDs Rushing In A Game	Steven Jackson, vs. St. Louis, 12/31/06
<i>Adrian Peterson, at New Orleans, 1/24/10</i>	By A Player	<i>Has never happened</i>
Percy Harvin, 115 yards, vs. Chicago, 1/1/12	100 Yards Receiving In A Game	Demaryius Thomas, 144 yards, vs. Denver, 12/4/11
<i>Bernard Berrian, 102 yards, at New Orleans, 1/24/10</i>	By A Player	<i>Ike Hilliard, 155 yards, at N.Y. Giants, 1/14/01</i>
Sidney Rice, 201 yards, vs. Baltimore, 10/18/09	200 Yards Receiving In A Game	Steve Smith, 201 yards, at Carolina, 10/30/05
<i>Anthony Carter, 227 yards, at S.F., 1/9/88</i>	By A Player	<i>Has never happened</i>
Marcus Robinson (15, 15, 2), vs. Cleveland, 11/27/05	3 TD Catches In A Game	Greg Jennings, vs. Green Bay, 11/21/10
<i>Sidney Rice, (47, 16, 45), vs. Dallas, 1/17/10</i>	By A Player	<i>Has never happened</i>
Adrian Peterson, vs. Arizona, 10/9/11 (3 rushing)	3 TD In A Game By A Player	Mike Tolbert, at San Diego, 9/11/11 (2 receiving, 1 rushing)
<i>Adrian Peterson, at New Orleans, 1/24/10 (3 rushing)</i>		<i>Mario Bates, vs. Arizona, 1/10/99 (3 rushing)</i>
Ahmad Rashad, vs. San Francisco, 9/2/79 (4 receiving)	4 TD In A Game By A Player	Steven Jackson, vs. St. Louis, 12/31/06 (3 rushing, 1 rec.)
<i>Has never happened</i>		<i>Has never happened</i>
Darren Sharper, at N.Y. Giants, 11/13/05	3 INTs In A Game By A Player	Deltha O'Neal, at Cincinnati, 9/18/05
<i>Has never happened</i>		<i>Has never happened</i>
Bernard Berrian, 82 yards, at Arizona, 12/14/08	Punt Returned For A TD	Randall Cobb, 80 yards, at Green Bay, 11/14/11
<i>Anthony Carter, 84 yards, at New Orleans, 1/3/88</i>		<i>Golden Richards, 63 yards, at Dallas, 12/30/73</i>
Percy Harvin, 103 yards, at San Diego, 9/11/11	Kickoff Returned For A TD	Devin Hester, 98 yards, at Chicago, 10/16/11
<i>Has never happened</i>		<i>Tony Horne, 95 yards, at St. Louis, 1/16/00</i>
Jared Allen, 36 yards, at Detroit, 1/2/11	INT Returned For A TD	Charles Tillman, 22 yards, vs. Chicago, 1/1/12
<i>Reggie Rutland, 27 yards, at San Francisco, 1/9/88</i>		<i>Asante Samuel, 44 yards, vs. Philadelphia, 1/4/08</i>
Antoine Winfield, 45 yards, at Philadelphia, 12/28/10	Fumble Returned For A TD	Stephen Tulloch, Recovered in End Zone, at Detroit, 12/11/11
<i>Nate Wright, 20 yards, vs. St. Louis, 12/21/74</i>		<i>Kevin Miniefield, 48 yards, vs. Chicago, 1/1/95</i>
Jim Kleinsasser, vs. Chicago, 1/1/06	Punt Blocked	Craig Steltz, at Chicago, 10/19/08
<i>Scott Studwell, at L.A. Rams, 12/31/78</i>		<i>Spencer Tillman, at San Francisco, 1/6/90</i>
Issiac Holt, recovered in end zone, vs. San Francisco, 10/12/86	Punt Blocked For TD	Garrett Wolfe, 17 yds, at Chicago, 10/19/08
(Blocked by Gerald Robinson)		(Blocked by Craig Steltz)
<i>Terry Brown, recovered in end zone, vs. Pittsburgh 1/12/75 (Blocked by Matt Blair)</i>		<i>Doug Rogers recovered blocked kick in end zone, vs. Atlanta, 1/9/83 (Blocked by Paul Davis)</i>
Mike Merrivether, vs. L.A. Rams, 11/5/89	Punt Blocked For Safety	Kevin Miniefield, vs. Chicago, 10/28/96
<i>Has never happened</i>		<i>Has never happened</i>
Willis McGahee Tackled in End Zone by Jared Allen, vs. Denver, 12/4/11	Safety Scored	Donovan McNabb Sacked in End Zone by Stephen Paea, at Chicago, 10/16/11
<i>Ron Jaworski tackled in end zone by Doug Martin and Matt Blair, at Philadelphia, 1/3/81</i>		<i>Fran Tarkenton tackled in end zone, vs. Pittsburgh, 1/12/75</i>
Letroy Guion, vs. Oakland, 11/20/11	Field Goal Blocked	Julius Peppers, vs. Chicago, 1/1/12
<i>Matt Blair, at Philadelphia, 1/3/81</i>		<i>at Green Bay, 1/9/05</i>
Antoine Winfield, 59 yards, at New Orleans, 10/6/08	Blocked FG Returned For A TD	Nate Clements, 59 yards, vs. San Francisco, 9/27/09
<i>Bobby Bryant, 90 yards, vs. L.A. Rams, 12/26/76</i>		<i>Has never happened</i>
Ryan Longwell, at Washington, 12/24/11	PAT Missed (1 pt.)	Jason Hanson (kick aborted), at Detroit, 12/19/04
<i>Chuck Nelson, at San Francisco, 1/1/89</i>		<i>Mike Cofer, at San Francisco, 1/6/90</i>
Ray Edwards, at Carolina, 12/20/09	PAT Blocked	Remi Ayodele, at New Orleans, 9/9/10
<i>Carl Eller, at Dallas, 1/1/78</i>		<i>Has never happened</i>
Minnesota 50, Jacksonville 10, 12/20/98	50 Points Scored In A Game	San Francisco 51, Minnesota 7, 12/8/84
<i>Has never happened</i>		<i>Has never happened</i>
Minnesota 44, New York Giants 7, vs. New York, 1/3/10	40 Points Scored In A Game	New Orleans 42, Minnesota 20, vs. New Orleans, 12/18/11
<i>Minnesota 41, Arizona 21, 1/10/99</i>		<i>N.Y. Giants 41, Minnesota 0, 1/14/01</i>
Minnesota 13, Detroit 0, 12/5/93	Shutout Scored	Green Bay 34, Minnesota 0, 11/11/07
<i>Has never happened</i>		<i>N.Y. Giants 41, Minnesota 0, 1/14/01</i>
Minnesota 27, Arizona 24, 11/7/10	Overtime Victory	Detroit 26, Minnesota 23, 9/25/11
<i>Has never happened</i>		<i>New Orleans 31, Minnesota 28, 1/24/10</i>
Tarvaris Jackson pass to Percy Harvin, at New England, 10/31/10	Two-Point Conversion	Tim Tebow run, vs. Denver, 12/4/11
<i>Leroy Hoard run, at St. Louis, 1/16/00</i>		<i>Has never happened</i>

2011 FINAL NFL STANDINGS

AMERICAN FOOTBALL CONFERENCE

Team	East			Pct.	PF	PA
	W	L	T			
*-New England	13	3	0	0.813	513	342
N.Y. Jets	8	8	0	0.5	377	363
Miami	6	10	0	0.375	329	313
Buffalo	6	10	0	0.375	372	434

Team	North			Pct.	PF	PA
	W	L	T			
z-Baltimore	12	4	0	0.75	378	266
y-Pittsburgh	12	4	0	0.75	325	227
y-Cincinnati	9	7	0	0.563	344	323
Cleveland	4	12	0	0.25	218	307

Team	South			Pct.	PF	PA
	W	L	T			
z-Houston	10	6	0	0.625	381	278
Tennessee	9	7	0	0.563	325	317
Jacksonville	5	11	0	0.313	243	329
Indianapolis	2	14	0	0.125	243	430

Team	West			Pct.	PF	PA
	W	L	T			
z-Denver	8	8	0	0.5	309	390
San Diego	8	8	0	0.5	406	377
Oakland	8	8	0	0.5	359	433
Kansas City	7	9	0	0.438	212	338

x-Clinched Playoff
 y-Clinched Wild Card
 z-Clinched Division
 *-Clinched Division and Homefield Advantage

NATIONAL FOOTBALL CONFERENCE

Team	East			Pct.	PF	PA
	W	L	T			
z-N.Y. Giants	9	7	0	0.563	394	400
Philadelphia	8	8	0	0.5	396	328
Dallas	8	8	0	0.5	369	347
Washington	5	11	0	0.313	288	367

Team	North			Pct.	PF	PA
	W	L	T			
*-Green Bay	15	1	0	0.938	560	359
y-Detroit	10	6	0	0.625	474	387
Chicago	8	8	0	0.5	353	341
Minnesota	3	13	0	0.188	340	449

Team	South			Pct.	PF	PA
	W	L	T			
z-New Orleans	13	3	0	0.813	547	339
y-Atlanta	10	6	0	0.625	402	350
Carolina	6	10	0	0.375	406	429
Tampa Bay	4	12	0	0.250	287	494

Team	West			Pct.	PF	PA
	W	L	T			
z-San Francisco	13	3	0	0.813	380	229
Arizona	8	8	0	0.5	312	348
Seattle	7	9	0	0.438	321	315
St. Louis	2	14	0	0.125	193	407

2011 NFL POSTSEASON

home team in CAPS

AFC Wild Card Playoffs

HOUSTON 31, Cincinnati 10
 DENVER 29, Pittsburgh 23 (OT)

AFC Divisional Playoffs

NEW ENGLAND 45, Denver 10
 BALTIMORE 20, Houston 13

AFC Championship Game

NEW ENGLAND 23, Baltimore 20

NFC Wild Card Playoffs

NEW ORLEANS 45, Detroit 28
 N.Y. GIANTS 24, Atlanta 2

NFC Divisional Playoffs

SAN FRANCISCO 36, New Orleans 32
 N.Y. Giants 37, GREEN BAY 20

NFC Championship Game

N.Y. Giants 20, SAN FRANCISCO 17 (OT)

Super Bowl XLVI at Lucas Oil Field, Indianapolis, IN

N.Y. Giants 21, New England 17

AFC-NFC Pro Bowl at Aloha Stadium, Honolulu, HI

AFC 59, NFC 41



KICKOFF
 EXECUTIVES
 STAFF
 COACHES
 PLAYERS
 ROOKIES
 2011 SEASON
 RECORDS
 PLAYOFF RECORDS
 HISTORY
 EXTRA POINTS

NFL TEAMS OF THE DECADES

****All-Decade Teams chosen by the Pro Football Hall of Fame****

1970s ALL-DECADE TEAM

OFFENSE

WR - Harold Carmichael
WR - Drew Pearson
WR - Lynn Swann
WR - Paul Warfield
TE - Dave Casper
TE - Charlie Sanders
T - Dan Dierdorf
T - Art Shell
T - Rayfield Wright

T-RON YARY

G - Joe DeLamielleure
G - John Hannah
G - Larry Little
G - Gene Upshaw
C - Jim Langer
C - Mike Webster
QB - Terry Bradshaw
QB - Ken Stabler
QB - Roger Staubach
RB - Earl Campbell
RB - Franco Harris
RB - Walter Payton
RB - O.J. Simpson
K - Garo Yepremian
K - Jim Bakken

DEFENSE

DE - CARL ELLER

DE - L.C. Greenwood
DE - Harvey Martin
DE - Jack Youngblood
DT - Joe Greene
DT - Bob Lilly
DT - Merlin Olsen

DT - ALAN PAGE

LB - Bobby Bell
LB - Robert Brazile
LB - Dick Butkus
LB - Jack Ham
LB - Ted Hendricks
LB - Jack Lambert
CB - Willie Brown
CB - Jimmy Johnson
CB - Roger Wehrli
CB - Louis Wright
S - Dick Anderson
S - Cliff Harris
S - Ken Houston
S - Larry Wilson

SPECIALISTS

P - Ray Guy

1980s ALL-DECADE TEAM

OFFENSE

WR - Jerry Rice
WR - Steve Largent
WR - James Lofton
WR - Art Monk
TE - Kellen Winslow
TE - Ozzie Newsome
T - Anthony Munoz
T - Jim Covert

T - GARY ZIMMERMAN

T - Joe Jacoby
G - John Hannah
G - Russ Grimm
G - Bill Fralic
G - Mike Munchak
C - Dwight Stephenson
C - Mike Webster
QB - Joe Montana
QB - Dan Fouts
RB - Walter Payton
RB - Eric Dickerson
RB - Roger Craig
RB - John Riggins

DEFENSE

DE - Reggie White
DE - Howie Long
DE - Lee Roy Selmon
DE - Bruce Smith
DT - Randy White
DT - Dan Hampton
DT - Dave Butz

DT - KEITH MILLARD

LB - Mike Singletary
LB - Lawrence Taylor
LB - Ted Hendricks
LB - Jack Lambert
LB - Andre Tippett
LB - John Anderson
LB - Carl Banks
CB - Mike Haynes
CB - Mel Blount
CB - Frank Minnifield
CB - Lester Hayes
S - Ronnie Lott
S - Kenny Easley
S - Deron Cherry

S - JOEY BROWNER

S - Nolan Cromwell

SPECIALISTS

P - Sean Landeta
P - Reggie Roby
K - Morten Andersen
K - Gary Anderson
K - Eddie Murray
PR - Billy Johnson
PR - John Taylor
KR - Mike Nelms
KR - Rick Upchurch

1990s ALL-DECADE TEAM

OFFENSE

WR - CRIS CARTER
WR - Jerry Rice
WR - Tim Brown
WR - Michael Irvin
TE - Shannon Sharpe
TE - Ben Coates
T - William Roaf

T - GARY ZIMMERMAN

T - Tony Boselli
T - Richmond Webb
G - Bruce Matthews
G - RANDALL McDANIEL
G - Larry Allen
G - Steve Wisniewski
C - Dermontti Dawson
C - Mark Stepnoski

QB - John Elway
QB - Brett Favre
RB - Barry Sanders
RB - Emmitt Smith
RB - Terrell Davis
RB - Thurman Thomas

DEFENSE

DE - Bruce Smith
DE - Reggie White
DE - CHRIS DOLEMAN
DE - Neil Smith
DT - Cortez Kennedy

DT - JOHN RANDLE

DT - Warren Sapp
DT - Bryant Young
LB - Kevin Greene
LB - Junior Seau
LB - Derrick Thomas
LB - Cornelius Bennett
LB - Hardy Nickerson
LB - Levon Kirkland
CB - Deion Sanders
CB - Rod Woodson
CB - Darrell Green
CB - Aeneas Williams
S - Steve Atwater
S - LeRoy Butler
S - Carnell Lake
S - Ronnie Lott

SPECIALISTS

P - Darren Bennett
P - Sean Landeta
K - Morten Andersen
K - GARY ANDERSON
PR - Deion Sanders
PR - Mel Gray
KR - Michael Bates
KR - Mel Gray

2000s ALL-DECADE TEAM

OFFENSE

WR - RANDY MOSS
WR - Marvin Harrison
WR - Torry Holt
WR - Terrell Owens
TE - Tony Gonzalez
TE - Antonio Gates
T - Walter Jones
T - Jonathan Ogden
T - Orlando Pace
T - Willie Roaf
G - Alan Faneca

G - STEVE HUTCHINSON

G - Larry Allen
G - Will Shields
C - Kevin Mawae
C - Olin Kreutz
QB - Tom Brady
QB - Peyton Manning
RB - LaDainian Tomlinson
RB - Edgerin James
RB - Shaun Alexander
RB - Jamal Lewis
FB - Lorenzo Neal

DEFENSE

DE - Dwight Freeney
DE - Michael Strahan
DE - Julius Peppers
DE - Jason Taylor
DT - Warren Sapp
DT - Richard Seymour
DT - La'Roi Glover

DT - KEVIN WILLIAMS

LB - Derrick Brooks
LB - Ray Lewis
LB - Brian Urlacher
LB - Joey Porter
LB - Zach Thomas
LB - DeMarcus Ware
CB - Champ Bailey
CB - Charles Woodson
CB - Ronde Barber
CB - Ty Law

S - Ed Reed
S - Brian Dawkins
S - Troy Polamalu

S - DAREN SHARPER

SPECIALISTS

P - Shane Lechler
P - Brian Moorman
K - Adam Vinatieri
K - David Akers
PR - Dante Hall
PR - Devin Hester
KR - Josh Cribbs
KR - Dante Hall



2012 TEAM GUIDE



**SHOW YOUR
HORNS**

RECORDS

ATTENDANCE RECORDS

TOTAL ATTENDANCE

Year	Home	Average	Away	Pre-Season	Post-Season	Total
1961.....	242,102 (7)	34,586.....	271,056 (7)	82,683 (5)	---	595,841
1962.....	226,535 (7)	32,362.....	267,674 (7)	103,588 (5)	---	597,797
1963.....	230,843 (7)	32,978.....	303,946 (7)	140,321 (5)	---	675,110
1964.....	274,026 (7)	39,147.....	341,973 (7)	110,438 (5)	---	726,437
1965.....	321,119 (7)	45,874.....	352,378 (7)	158,541 (5)	---	832,038
1966.....	315,837 (7)	45,120.....	331,515 (7)	241,728 (5)	---	889,080
1967.....	304,901 (7)	43,557.....	331,903 (7)	224,182 (5)	---	860,986
1968.....	328,072 (7)	46,867.....	359,484 (7)	155,591 (5)	83,199	926,346
1969.....	342,570 (7)	48,939.....	397,616 (7)	225,513 (6)	176,362	1,142,061
1970.....	335,300 (7)	47,900.....	360,221 (7)	285,659 (6)	46,050	1,027,230
1971.....	344,720 (7)	49,246.....	431,452 (7)	266,156 (6)	49,100	1,091,428
1972.....	344,720 (7)	49,245.....	407,582 (7)	281,687 (5)	---	1,033,989
1973.....	337,637 (7)	48,234.....	406,216 (7)	265,436 (5)	174,823	1,184,112
1974.....	337,523 (7)	48,217.....	436,717 (7)	227,435 (5)	173,027	1,174,702
1975.....	339,089 (7)	48,441.....	443,906 (7)	263,206 (6)	46,425	1,092,626
1976.....	325,745 (7)	46,535.....	404,705 (7)	259,551 (6)	197,850	1,187,851
1977.....	323,571 (7)	46,224.....	421,116 (7)	278,422 (6)	124,506	1,147,615
1978.....	353,497 (8)	44,187.....	472,664 (8)	178,682 (4)	69,631	1,074,474
1979.....	359,781 (8)	44,973.....	464,373 (8)	195,286 (4)	---	1,019,440
1980.....	367,259 (8)	45,907.....	428,831 (8)	168,436 (4)	68,434	1,032,960
1981.....	361,200 (8)	45,150.....	479,160 (8)	192,876 (4)	---	1,033,236
1982.....	285,824 (5)	57,165.....	241,213 (4)	264,271 (5)	115,153	906,461
1983.....	466,264 (8)	58,283.....	468,406 (8)	202,745 (4)	---	1,137,415
1984.....	444,399 (8)	55,534.....	456,682 (8)	193,303 (4)	---	1,094,384
1985.....	453,701 (8)	56,713.....	394,985 (8)	223,951 (4)	---	1,072,637
1986.....	463,555 (8)	57,944.....	396,168 (8)	221,757 (4)	---	1,081,480
1987.....	403,095 (8)	50,387.....	306,445 (7)	225,608 (4)	185,886	1,121,034
1988.....	463,181 (8)	57,898.....	462,499 (8)	177,631 (4)	119,514	1,222,825
1989.....	463,496 (8)	57,936.....	493,423 (8)	208,695 (4)	64,585	1,230,199
1990.....	452,064 (8)	56,508.....	506,596 (8)	200,023 (4)	---	1,158,683
1991.....	410,942 (8)	51,368.....	436,581 (8)	206,195 (4)	---	1,053,718
1992.....	453,214 (8)	56,652.....	454,059 (8)	186,365 (4)	57,353	1,150,991
1993.....	458,424 (8)	57,303.....	440,870 (8)	284,074 (5)	75,089	1,258,457
1994.....	474,744 (8)	59,343.....	506,678 (8)	247,114 (5)	60,347	1,288,883
1995.....	451,800 (8)	56,475.....	462,368 (8)	188,830 (4)	---	1,102,998
1996.....	449,940 (8)	56,243.....	404,460 (8)	161,990 (4)	64,682	1,081,072
1997.....	464,834 (8)	58,104.....	513,269 (8)	172,755 (5)	142,728	1,351,690
1998.....	510,741 (8)	63,843.....	491,291 (8)	241,802 (4)	127,820	1,371,654
1999.....	513,051 (8)	64,131.....	570,672 (8)	275,001 (4)	130,250	1,488,974
2000.....	513,322 (8)	64,165.....	515,910 (8)	222,150 (4)	143,191	1,394,573
2001.....	513,344 (8)	64,186.....	532,346 (8)	234,482 (4)	---	1,280,172
2002.....	512,517 (8)	64,065.....	533,211 (8)	230,466 (4)	---	1,276,194
2003.....	513,437 (8)	64,180.....	503,860 (8)	239,888 (4)	---	1,257,185
2004.....	512,969 (8)	64,121.....	532,986 (8)	248,439 (4)	138,799	1,433,193
2005.....	511,960 (8)	64,031.....	511,828 (8)	267,980 (4)	---	1,291,768
2006.....	509,743 (8)	63,718.....	565,622 (8)	244,647 (4)	---	1,320,012
2007.....	506,046 (8)	63,256.....	559,085 (8)	268,178 (4)	---	1,333,309
2008.....	506,136 (8)	63,267.....	517,640 (8)	256,001 (4)	61,746	1,341,523
2009.....	510,203 (8)	63,775.....	523,920 (8)	260,791 (4)	134,823	1,429,737
2010.....	470,009 (8)	58,571.....	559,788 (8)	237,411 (4)	---	1,267,208
2011.....	502,529 (8)	62,816.....	540,056 (8)	259,690 (4)	---	1,302,275
Total.....	20,881,531 (388)	53,818	22,517,405 (386)	11,157,650 (231)	2,831,373	57,387,959

LARGEST CROWDS

HOME

Regular Season

- 64,482 vs. Green Bay, 11/2/03
- 64,471 vs. Green Bay, 11/22/98
- 64,381 vs. Denver, 10/19/03

Postseason

- 64,060 vs. Atlanta, 1/17/99
- 64,056 vs. Dallas, 1/9/00

Preseason

- 63,845 vs. Tennessee, 8/23/02
- 63,804 vs. Indianapolis, 8/24/01

AWAY

Regular Season

- 90,608 vs. Washington, 9/11/06
- 83,602 vs. Washington, 11/28/10

Postseason

- 103,438 vs. Oakland
- (Super Bowl XI in Pasadena), 1/9/77

Preseason

- 84,236 vs. Atlanta (at Cleveland), 9/2/67

SMALLEST CROWDS

HOME

Regular Season

- 13,911 vs. Green Bay, 10/4/87 (Metrodome)
- 26,728 vs. LA Rams, 11/25/62

Postseason

- 44,626 vs. St. Louis, 12/21/74
- 57,353 vs. Washington, 1/2/93 (Metrodome)

Preseason

- 27,982 vs. LA Rams, 9/10/61
- 34,367 vs. San Diego, 8/3/96 (Metrodome)

AWAY

Regular Season

- 12,992 vs. Dallas 9/24/61
- 14,167 vs. Atlanta, 12/15/85

Postseason

- 22,961 vs. Dallas (at Miami), 1/5/69
- 54,593 vs. Washington, 1/15/83

Preseason

- 4,954 vs. Dallas (at Sioux Falls), 8/5/61

VIKINGS ALL-TIME LEADERS

RUSHING

Player	Yards	Att.	Avg.	Long	TD
1. Smith, Robert (1993-00)	6,818	1,411	4.8	78t	32
2. Peterson, Adrian (2007-11)	6,752	1,406	4.8	80t	64
3. Foreman, Chuck (1973-79)	5,879	1,529	3.8	51	52
4. Brown, Bill (1962-74)	5,757	1,627	3.5	48	52
5. Brown, Ted (1979-86)	4,546	1,117	4.1	60	40
6. Osborn, Dave (1965-75)	4,320	1,172	3.7	73	29
7. Nelson, Darrin (1982-89, '91-92)	4,231	981	4.3	72	18
8. Mason, Tommy (1961-66)	3,252	761	4.3	71	28
9. Bennett, Michael (2001-05)	3,174	713	4.5	85t	12
10. Taylor, Chester (2006-09)	2,797	655	4.3	95t	18

RECEIVING

Player	No.	Yards	Avg.	Long	TD
1. Carter, Cris (1990-01)	1,004	12,383	12.3	78t	110
2. Moss, Randy (1998-04, '10)	587	9,316	15.9	82t	92
3. Jordan, Steve (1982-94)	498	6,307	12.7	68t	29
4. Carter, Anthony (1985-93)	478	7,635	16.0	73t	52
5. Reed, Jake (1991-99, '01)	413	6,433	15.6	82t	33
6. Rashad, Ahmad (1976-82)	400	5,489	13.7	76t	34
7. White, Sammy (1976-86)	393	6,400	16.3	69t	50
8. Brown, Ted (1979-86)	339	2,850	8.4	67t	13
9. Foreman, Chuck (1973-79)	336	3,057	9.1	66t	23
10. Young, Rickey (1978-83)	292	2,255	7.6	48	14

RUSHING-RECEIVING YARDS

Player	Rushing	Receiving	Total
1. Carter, Cris (1990-01)	24	12,383	12,407
2. Moss, Randy (1998-04, '10)	159	9,316	9,475
3. Foreman, Chuck (1973-79)	5,879	3,057	8,936
4. Brown, Bill (1962-74)	5,757	3,177	8,934
5. Smith, Robert (1993-00)	6,818	1,292	8,110

PASSER RATING (MINIMUM 1,500 ATTEMPTS)

Player	Att.	Cmp.	Pct.	Yards	TD	Int	Lg	Rtg
1. Culppepper, Daunte (1999-05)	2,607	1,678	64.4	20,162	135	86	82t	91.5
2. Johnson, Brad (1992-98, 05-06)	1,670	1,036	62.0	11,098	65	48	82t	82.5
3. Tarkenton, Fran (1961-66, 72-78)	4,569	2,635	57.7	33,098	239	194	89t	80.1

SCORING

Player	TD	2 pt.	PAT	FG	Total
1. Cox, Fred (1963-77)	-	-	519	282	1,365
2. Carter, Cris (1990-01)	110	5	-	-	670
3. Longwell, Ryan (2006-11)	-	-	228	135	633
4. Revez, Fuad (1990-95)	-	-	199	133	598
5. Moss, Randy (1998-04, '10)	93	3	-	-	564
6. Anderson, Gary (1998-02)	-	-	215	109	542
7. Brown, Bill (1962-74)	76	-	-	-	456
8. Foreman, Chuck (1973-79)	75	-	-	-	450
9. Peterson, Adrian (2007-11)	67	-	-	-	402
10. Danmeier, Rick (1978-83)	-	-	154	70	364

FIELD GOAL PCT. (MINIMUM 100 MADE)

Player	Att.	Made	Pct.	Long
1. Longwell, Ryan (2006-11)	157	135	86.0	55
2. Anderson, Gary (1998-02)	129	109	84.5	53
3. Revez, Fuad (1990-95)	171	133	77.8	52

PUNTING AVERAGE (MINIMUM 200)

Player	No.	Avg.	Long	Blk.
1. Kluge, Chris (2005-11)	551	44.4	70	1
2. Newsome, Harry (1990-93)	308	43.8	84	2
3. Berger, Mitch (1996-01)	386	43.5	75	2

INTERCEPTIONS

Player	No.	Yards	Avg.	Long	TD
1. Krause, Paul (1968-79)	53	852	16.1	81	2
2. Bryant, Bobby (1967-80)	51	749	14.7	46t	3
3. Sharockman, Ed (1962-72)	40	804	20.1	47t	3
4. Browner, Joey (1983-91)	37	465	12.6	45	3
5. Wright, Nate (1971-80)	31	272	8.8	44t	0
6. Lee, Carl (1983-93)	29	350	12.1	58t	2
7. Turner, John (1979-83, 85, 87)	22	227	10.3	36	1
8. Thomas, Orlando (1995-01)	22	225	10.2	45t	2
9. McMillian, Audray (1989-93)	19	227	11.9	51t	3
Kassulke, Karl (1963-72)	19	187	9.8	27	0

SACKS

Player	No.	Yards
1. Eller, Carl (1964-78)	130.0	1,030
2. Marshall, Jim (1961-79)	127.0	1,015
3. Randle, John (1990-00)	114.0	722
4. Page, Alan (1967-78)	108.0	797
5. Doleman, Chris (1985-93, 99)	96.5	729

TACKLES (SPECIAL TEAMS AND DEFENSE)

Player	Solo	Asst.	Total
1. Studwell, Scott (1977-90)	1,308	673	1,981
2. Blair, Matt (1974-85)	986	466	1,452
3. Siemon, Jeff (1972-82)	1,008	374	1,382
4. Page, Alan (1967-78)	868	252	1,120
5. Browner, Joey (1983-91)	743	355	1,098

PUNT RETURNS (MINIMUM 50 RETURNS)

Player	No.	Yards	Avg.	Long	TD
1. Moore, Mewelde (2004-07)	74	768	10.4	71t	2
2. Palmer, David (1994-00)	162	1,610	9.9	74t	2
3. Lewis, Leo (1981-91)	194	1,812	9.3	78t	1
4. Payton, Eddie (1980-82)	94	733	7.8	35	0
5. West, Charlie (1968-73)	123	820	6.7	98t	1

KICKOFF RETURNS (MINIMUM 75 RETURNS)

Player	No.	Yards	Avg.	Long	TD
1. Harvin, Percy (2009-11)	98	2,609	26.6	104	4
2. West, Charlie (1968-73)	78	1,991	25.5	82	0
3. Jones, Clinton (1967-72)	89	2,209	24.8	96t	1
4. Nelson, Darrin (1982-89, 91-92)	159	3,619	22.8	50	0
5. Payton, Eddie (1980-82)	104	2,353	22.6	99t	1
6. Palmer, David (1994-00)	145	3,274	22.6	88t	1

COMBINED YARDAGE

Player	Total	Rush	Rec.	Int.	Punt	Kick	Fum.
1. Carter, Cris (1990-01)	12,410	24	12,383	-	-	-	3
2. Nelson, Darrin (1982-89, 91-92)	10,365	4,231	2,202	-	313	3,619	-
3. Moss, Randy (1998-04, '10)	9,670	159	9,316	-	162	33	-
4. Brown, Bill (1962-74)	9,237	5,757	3,177	-	0	303	-
5. Foreman, Chuck (1973-79)	8,970	5,879	3,057	-	0	34	-

RUSHING

Year	Player	Att.	Yards	Avg.	Lg.	TD	NFL/NFC
1961	McElhenny, Hugh	120	570	4.8	41	3	15
1962	Mason, Tommy	167	740	4.4	71	2	10
1963	Mason, Tommy	166	763	4.6	70t	7	5
1964	Brown, Bill	226	866	3.8	48	7	4
1965	Brown, Bill	160	699	4.5	40	6	6
1966	Brown, Bill	251	829	3.3	33t	6	4
1967	Osborn, Dave	215	972	4.5	73t	2	2
1968	Brown, Bill	222	805	3.6	32	11	8
1969	Osborn, Dave	186	643	3.5	58t	7	10
1970	Osborn, Dave	207	681	3.2	16	5	137/8
1971	Jones, Clinton	180	675	3.7	73t	4	20/10
1972	Reed, Oscar	151	639	4.2	43	2	26/12
1973	*Foreman, Chuck	182	801	4.4	50t	4	18/9
1974	Foreman, Chuck	199	777	3.9	32	9	11/4
1975	Foreman, Chuck	280	1,070	3.8	31t	13	5/2
1976	Foreman, Chuck	278	1,155	4.1	46	13	6/4
1977	Foreman, Chuck	270	1,112	4.1	51	6	6/3
1978	Foreman, Chuck	237	749	3.2	21	5	22/8
1979	Young, Rickey	188	708	3.8	23t	3	22T/10T
1980	Brown, Ted	219	912	4.2	55t	8	10/7
1981	Brown, Ted	274	1,063	3.9	34	6	15/9
1982	Brown, Ted	120	515	4.3	30	1	19T/9T
1983	Nelson, Darrin	154	642	4.2	56t	1	31/16
1984	*Anderson, Alfred	201	773	3.8	23	2	20/12
1985	Nelson, Darrin	200	893	4.5	37	5	19/11
1986	Nelson, Darrin	191	793	4.2	42	4	16/10
1987	Nelson, Darrin	131	642	4.9	72	2	16/8
1988	Nelson, Darrin	112	380	3.4	27	1	53/23
1989	Walker, Herschel	169	669	4.0	47	5	20/10
1990	Walker, Herschel	184	770	4.2	58t	5	19/9
1991	Walker, Herschel	198	825	4.2	71t	10	11/5
1992	Allen, Terry	266	1,201	4.5	51	13	6/3
1993	Graham, Scottie	118	488	4.1	31	3	34/16
1994	Allen, Terry	255	1,031	4.0	45	8	8/4
1995	Smith, Robert	139	632	4.5	58t	5	30/15
1996	Smith, Robert	162	692	4.3	57	3	24/10
1997	Smith, Robert	232	1,266	5.5	78t	6	7/3
1998	Smith, Robert	249	1,187	4.8	74t	6	11/5
1999	Smith, Robert	221	1,015	4.6	70t	2	14/7
2000	Smith, Robert	295	1,521	5.2	72t	7	2/1
2001	*Bennett, Michael	172	682	4.0	31t	2	27/13
2002	Bennett, Michael	255	1,296	5.1	85t	5	11/3
2003	Williams, Moe	174	745	4.3	61	5	27/14
2004	Smith, Onterio	124	544	4.4	38	2	36/18
2005	Moore, Mewelde	155	662	4.3	33	1	29/11
2006	Taylor, Chester	303	1,216	4.0	95t	6	9/5
2007	*Peterson, Adrian	238	1,341	5.6	73t	12	2/1
2008	Peterson, Adrian	363	1,760	4.8	67t	10	1/1
2009	Peterson, Adrian	314	1,383	4.4	64t	18	5/2
2010	Peterson, Adrian	283	1,298	4.6	80t	12	6/2
2011	Peterson, Adrian	208	970	4.7	54	12	18/8

*rookie



Bill "Boom Boom" Brown is tied for 2nd with Chuck Foreman for the team record with 52 career rushing TDs. Brown came to the Vikings in a 1962 trade with Chicago.

PASSING

Year	Player	Att.	Cmp.	Pct.	Yds.	TD	Int.	Rtg.	NFL/NFC
1961	*Tarkenton, F.	280	157	56.1	1,997	18	17	74.7	8
1962	Tarkenton, F.	329	163	49.5	2,595	22	25	66.9	12
1963	Tarkenton, F.	297	170	57.2	2,311	15	15	78.0	6
1964	Tarkenton, F.	306	171	55.9	2,506	22	11	91.8	2
1965	Tarkenton, F.	329	171	52.0	2,609	19	11	83.8	6
1966	Tarkenton, F.	358	192	53.6	2,561	17	16	73.8	6
1967	Kapp, J.	214	102	47.7	1,386	8	17	48.2	19
1968	Kapp, J.	248	129	52.1	1,695	10	17	58.8	13
1969	Kapp, J.	237	120	50.6	1,726	19	13	78.5	10
1970	Cuozzo, G.	257	128	49.8	1,720	7	10	64.3	20/10
1971	Cuozzo, G.	168	75	44.6	842	6	8	52.2	25T/14
1972	Tarkenton, F.	378	215	56.6	2,651	18	13	80.2	3/3
1973	Tarkenton, F.	274	169	61.7	2,113	15	7	93.2	2/2
1974	Tarkenton, F.	351	199	56.7	2,598	17	12	82.1	7/4
1975	Tarkenton, F.	425	273	64.2	2,994	25	13	91.8	2/1
1976	Tarkenton, F.	412	255	61.8	2,961	17	8	89.3	6/3
1977	Tarkenton, F.	258	155	60.1	1,734	9	14	69.2	9/3
1978	Tarkenton, F.	572	345	60.3	3,468	25	32	68.9	12/4
1979	Kramer, T.	566	315	55.7	3,397	23	24	69.3	17T/6T
1980	Kramer, T.	522	299	57.3	3,582	19	23	72.2	19/9
1981	Kramer, T.	593	322	54.3	3,912	26	24	72.6	18/10
1982	Kramer, T.	308	176	57.1	2,037	15	12	77.3	13T/8
1983	Dils, S.	444	239	53.8	2,840	11	16	66.8	22/11
1984	Kramer, T.	236	124	52.5	1,678	9	10	70.6	23/12
1985	Kramer, T.	506	277	54.7	3,522	19	26	67.8	21/11
1986	Kramer, T.	372	208	55.9	3,000	24	10	92.6	1/1
1987	Wilson, W.	264	140	53.0	2,106	14	13	76.7	16/8
1988	Wilson, W.	332	204	61.4	2,746	15	9	91.5	3/1
1989	Wilson, W.	342	184	53.8	2,467	9	12	71.1	21/9
1990	Gannon, R.	349	182	52.1	2,278	16	16	68.9	23T/12
1991	Gannon, R.	354	211	59.6	2,166	12	6	81.5	11/6
1992	Gannon, R.	279	159	57.0	2,105	12	13	72.9	18/11
1993	McMahon, J.	331	200	60.4	1,968	8	8	76.3	16/7
1994	Moon, W.	601	371	61.7	4,264	18	19	79.9	13/7
1995	Moon, W.	606	377	62.2	4,228	33	14	91.5	7/6
1996	Johnson, B.	311	195	62.7	2,258	17	10	89.4	3/3
1997	Johnson, B.	452	275	60.8	3,036	20	12	84.5	9/4
1998	Cunningham, R.	425	259	60.9	3,704	34	10	106.0	1/1
1999	George, J.	329	191	58.1	2,816	23	12	94.2	3/3
2000	Culpepper, D.	474	297	62.7	3,937	33	16	98.0	4/3
2001	Culpepper, D.	366	235	64.2	2,612	14	13	83.3	11/6
2002	Culpepper, D.	549	333	60.7	3,853	18	23	75.3	26/11
2003	Culpepper, D.	454	295	65.0	3,479	25	11	96.4	3/1
2004	Culpepper, D.	548	379	69.2	4,771	39	11	110.9	2/1
2005	Johnson, B.	294	184	62.6	1,885	12	4	88.9	11/3
2006	Johnson, B.	439	270	61.5	2,750	9	15	72.0	27/15
2007	Jackson, T.	294	171	58.2	1,911	9	12	70.8	28/13
2008	Frette, G.	301	178	59.1	2,157	12	15	73.7	28/14
2009	Favre, B.	531	363	68.4	4,202	33	7	107.2	2/2
2010	Favre, B.	358	217	60.6	2,509	11	19	69.9	29/14
2011	*Ponder, C.	291	158	54.3	1,853	13	13	70.1	31/16



Fran Tarkenton lined up under center for 13 seasons in Minnesota, the longest tenured quarterback in Vikings history.

RECEIVING

Year	Player	No.	Yds.	Avg.	Long	TD	NFL/NFC
1961	Reichow, Jerry	50	859	17.2	51t	11	
1962	Reichow, Jerry	39	561	14.4	41	3	22T
1963	Flatley, Paul	51	867	17.0	62	4	10T
1964	Brown, Bill	48	703	14.6	64	9	11
1965	Flatley, Paul	50	896	17.9	58	7	10T
1966	Flatley, Paul	50	777	15.0	41	3	12T
1967	Osborn, Dave	34	272	8.0	29	1	30T
1968	Washington, Gene	46	756	16.3	61	6	9
1969	Washington, Gene	39	821	21.1	83t	9	29
1970	Washington, Gene	44	702	15.9	49t	4	16T/11T
1971	Grim, Bob	45	691	15.3	55t	7	13T/7
1972	Gilliam, John	47	1,035	22.0	66t	7	10T/5T
1973	Gilliam, John	42	907	21.6	54t	8	19T/8T
1974	Foreman, Chuck	53	586	11.1	66t	6	8/6
1975	Foreman, Chuck	73	691	9.5	33	9	1/1
1976	Foreman, Chuck	55	567	10.3	41t	1	5/2
1977	Rashad, Ahmad	51	681	13.4	48t	2	5T/1
1978	Young, Ricky	88	705	8.0	48	5	1/1
1979	Rashad, Ahmad	80	1,156	14.5	52t	9	2/1
1980	Rashad, Ahmad	69	1,095	15.9	76t	5	5/4
1981	Brown, Ted	83	694	8.4	63	2	3/2
1982	Brown, Ted	31	207	6.7	29	2	32T/17T
1983	Nelson, Darrin	51	618	12.1	68	0	33T/18T
1984	Lewis, Leo	47	830	17.7	56	4	44/23
1985	Jordan, Steve	68	795	11.7	32	0	15/7
1986	Jordan, Steve	58	859	14.8	68t	6	29T/12
1987	Carter, Anthony	38	922	24.3	73t	7	48T/19T
1988	Carter, Anthony	72	1,225	17.0	67t	6	9T/7T
1989	Carter, Anthony	65	1,066	16.4	50	4	17/12
1990	Carter, Anthony	70	1,008	14.4	56t	8	12/5
1991	Carter, Cris	72	962	13.4	50	5	9T/4
1992	Carter, Cris	53	681	12.8	44	6	33T/20
1993	Carter, Cris	86	1,071	12.5	58	9	4T/4T
1994	Carter, Cris	122	1,256	10.3	65t	7	1/1
1995	Carter, Cris	122	1,371	11.2	60t	17	2T/2T
1996	Carter, Cris	96	1,163	12.1	43t	10	5/4
1997	Carter, Cris	89	1,069	12.0	43	13	4/3
1998	Carter, Cris	78	1,011	13.0	54t	12	11T/5
1999	Carter, Cris	90	1,241	13.8	68	13	5T/2
2000	Carter, Cris	96	1,274	13.3	53	9	6/3
2001	Moss, Randy	82	1,233	15.0	73t	10	16/7
2002	Moss, Randy	106	1,347	12.7	60	7	3/1
2003	Moss, Randy	111	1,632	14.7	72	17	2/2
2004	Wiggins, Jermaine	71	705	9.9	39	4	28/14
2005	Wiggins, Jermaine	69	568	8.2	24	1	29T/12T
2006	Taylor, Travis	57	651	11.4	36	3	48T/26T
2007	Wade, Bobby	54	647	12.0	40	3	52T/27T
2008	Wade, Bobby	53	645	12.2	59t	2	56T/24T
2009	Rice, Sidney	83	1,312	15.8	63	8	12T/6T
2010	Harvin, Percy	71	868	12.2	53t	5	21T/12T
2011	Harvin, Percy	87	967	11.1	52t	6	6/4

PUNTING

Year	Player	No.	Avg.	Long	Blckd	NFL/NFC
1961	*Mercer, Mike	63	39.0	59	2	12
1962	Mercer, Mike	19	43.5	77	0	12
1963	Cox, Fred	70	38.7	57	0	15
1964	Walden, Bobby	72	46.4	73	0	1
1965	Walden, Bobby	51	42.1	61	0	8
1966	Walden, Bobby	60	41.1	70	0	9
1967	Walden, Bobby	75	41.5	76	0	6
1968	Hill, King	35	41.0	53	0	DNQ
1969	Lee, Bob	67	40.0	56	0	10
1970	McNeill, Tom	61	38.0	64	0	25/12
1971	Lee, Bob	89	39.6	58	0	20/10
1972	Eischeid, Mike	62	42.7	61	1	5T/2T
1973	Eischeid, Mike	66	39.8	57	0	21/12
1974	Eischeid, Mike	73	36.1	50	1	25/12
1975	*Clabo, Neil	73	41.1	62	2	7/4
1976	Clabo, Neil	69	38.8	55	0	19/8
1977	Clabo, Neil	83	39.8	69	0	11/7
1978	Coleman, Greg	51	39.0	59	1	14/7
1979	Coleman, Greg	90	39.5	70	1	20/10
1980	Coleman, Greg	81	38.8	67	0	24/13
1981	Coleman, Greg	88	41.4	73	0	12/7
1982	Coleman, Greg	58	41.1	67	0	13/9
1983	Coleman, Greg	91	41.5	65	0	12T/4T
1984	Coleman, Greg	82	42.4	62	0	7/2
1985	Coleman, Greg	67	42.8	62	0	7/4
1986	Coleman, Greg	67	41.4	69	0	11/7
1987	Coleman, Greg	45	39.7	54	1	19/9
1988	Scribner, Bucky	84	40.3	55	2	15T/8
1989	Scribner, Bucky	72	39.8	55	0	19/9
1990	Newsome, Harry	78	42.3	61	1	7T/5
1991	Newsome, Harry	68	45.5	65	0	2/1
1992	Newsome, Harry	72	45.0	84	1	2/1
1993	Newsome, Harry	90	42.9	64	0	12T/6T
1994	Saxon, Mike	77	42.9	67	0	7T/5
1995	Saxon, Mike	72	40.9	60	0	23T/11T
1996	Berger, Mitch	88	41.1	63	2	26/13
1997	Berger, Mitch	73	42.9	65	0	13T/5T
1998	Berger, Mitch	55	44.7	67	0	7T/3
1999	Berger, Mitch	61	45.4	75	0	2/1
2000	Berger, Mitch	62	44.7	60	0	4T/1
2001	Berger, Mitch	47	43.5	67	0	7T/2T
2002	Richardson, Kyle	62	39.9	59	1	28T/14
2003	*Johnson, Eddie	56	39.1	55	1	27/14
2004	Bennett, Darren	57	39.3	61	0	29/15
2005	*Kluwe, Chris	71	44.1	62	0	6/2
2006	Kluwe, Chris	93	42.3	68	0	25/14
2007	Kluwe, Chris	81	44.7	70	0	8/4
2008	Kluwe, Chris	73	47.6	62	1	4/3
2009	Kluwe, Chris	73	43.9	60	0	15/7
2010	Kluwe, Chris	83	43.0	59	0	21/11
2011	Kluwe, Chris	77	45.7	60	0	13/4

*rookie



Jerry Reichow's team-record 11 TD catches in a season stood from 1961 until Cris Carter broke it in 1995.



Greg Coleman led the Vikings in punting from 1978-87 and still holds several career punting records.



Gene Washington led the Vikings in receiving from 1968-70

SCORING

Year	Player	TD	PAT	FG	Tot.	NFL/NFC
1961	Reichow, Jerry	11	-	-	66	16T
1962	Christopherson, Jim	-	28	11	61	20
1963	Cox, Fred	-	39	12	75	10
1964	Cox, Fred	-	40	21	103	6
1965	Cox, Fred	-	44	23	113	3
1966	Cox, Fred	-	34	18	88	11
1967	Cox, Fred	-	26	17	77	8
1968	Cox, Fred	-	31	19	88	6
1969	Cox, Fred	-	43	26	121	1
1970	Cox, Fred	-	35	30	125	1/1
1971	Cox, Fred	-	25	22	91	8T/4T
1972	Cox, Fred	-	34	21	97	9T/5T
1973	Cox, Fred	-	33	21	96	12/8
1974	Foreman, Chuck	15	-	-	90	4T/3
1975	Foreman, Chuck	22	-	-	132	2/1
1976	Cox, Fred	-	32	19	89	5/3
1977	Foreman, Chuck	9	-	-	54	24T/9T
	White, Sammy	9	-	-	54	24T/9T
1978	Danmeier, Rick	-	36	12	72	19T/7T
1979	Danmeier, Rick	-	28	13	67	30/12
1980	Danmeier, Rick	-	33	16	81	16T/7T
1981	Danmeier, Rick	-	34	21	97	15/8
1982	Danmeier, Rick	-	23	8	47	26/15
1983	Ricardo, Benny	-	33	25	108	13/9
1984	Stenerud, Jan	-	30	20	90	24/12
1985	Stenerud, Jan	-	41	15	86	25/14
1986	Nelson, Chuck	-	44	22	110	4/3
1987	Nelson, Chuck	-	36	13	75	20T/10
1988	Nelson, Chuck	-	48	20	108	9T/4T
1989	Karlis, Rich	-	27	31	120	3T/3T
1990	Igwebuike, Donald	-	19	14	61	39/21
1991	Reveziz, Fuad	-	34	17	85	21T/11T
1992	Reveziz, Fuad	-	45	19	102	12/5
1993	Reveziz, Fuad	-	27	26	105	14T/7
1994	Reveziz, Fuad	-	30	34	132	2T/1T
1995	Reveziz, Fuad	-	44	26	122	7T/4T
1996	Sisson, Scott	-	30	22	96	21/9
1997	Carter, Cris	13	-	3 (2pt)	84	26T/11T
1998	Anderson, Gary	-	59	35	164	1/1
1999	Anderson, Gary	-	46	19	103	20/7
2000	Anderson, Gary	-	45	22	111	11/6
2001	Anderson, Gary	-	29	15	74	33T/15
2002	Anderson, Gary	-	36	18	90	28T/14
2003	Elling, Aaron	-	48	18	102	17T/8T
	Moss, Randy	17	-	-	102	17T/8T
2004	Andersen, Morten	-	45	18	99	20T/7T
2005	Edinger, Paul	-	31	25	106	19/7
2006	Longwell, Ryan	-	27	21	90	31/14
2007	Longwell, Ryan	-	39	20	99	24T/11T
2008	Longwell, Ryan	-	40	29	127	7T/6T
2009	Longwell, Ryan	-	54	26	132	3/2
2010	Longwell, Ryan	-	30	17	81	28/15
2011	Longwell, Ryan	-	38	22	104	23/13

FIELD GOALS

Year	Player	Att.	Made	Pct.	Long	NFL/NFC
1961	*Mercer, Mike	21	9	42.9	34	11
1962	Christopherson, Jim	20	11	55.0	44	6T
1963	Cox, Fred	24	12	50.0	46	7T
1964	Cox, Fred	33	21	63.6	47	3
1965	Cox, Fred	35	23	65.7	53	1
1966	Cox, Fred	33	18	54.5	44	10
1967	Cox, Fred	33	17	51.5	44	7
1968	Cox, Fred	29	19	65.5	45	3
1969	Cox, Fred	37	26	70.3	48	1
1970	Cox, Fred	46	30	65.2	47	8/5
1971	Cox, Fred	32	22	68.7	47	5/3
1972	Cox, Fred	33	21	63.6	43	13T/4T
1973	Cox, Fred	35	21	60.0	41	19T/9T
1974	Foreman, Chuck	20	12	60.0	46	14T/7T
1975	Cox, Fred	17	13	76.4	52	6/4
1976	Cox, Fred	31	19	61.3	49	11/7
1977	Cox, Fred	17	8	47.1	42	23/12
1978	Danmeier, Rick	19	12	63.2	47	18/11
1979	Danmeier, Rick	22	13	59.1	44	22/11
1980	Danmeier, Rick	26	16	61.5	47	18T/9
1981	Danmeier, Rick	25	21	84.0	45	2/2
1982	Danmeier, Rick	14	8	57.1	43	24T/12T
1983	Ricardo, Benny	33	25	75.8	47	14/7
1984	Stenerud, Jan	23	20	87.0	54	1/1
1985	Stenerud, Jan	26	15	57.7	49	25/12
1986	Nelson, Chuck	28	22	78.6	53	4/2
1987	Nelson, Chuck	24	13	54.2	51	27/13
1988	Nelson, Chuck	25	20	80.0	49	6/2
1989	Karlis, Rich	39	31	79.5	51	5/3
1990	Igwebuike, Donald	16	14	87.5	48	4/1
1991	Reveziz, Fuad	24	17	70.8	50	17/9
1992	Reveziz, Fuad	25	19	76.0	52	12/6
1993	Reveziz, Fuad	35	26	74.3	51	10T/6T
1994	Reveziz, Fuad	39	34	87.2	51	3/1
1995	Reveziz, Fuad	36	26	72.2	51	13T/6T
1996	Sisson, Scott	29	22	75.9	44	18T/8T
1997	Murray, Eddie	17	12	70.6	49	28T/14
1998	Anderson, Gary	35	35	100.0	53	2/1
1999	Anderson, Gary	30	19	63.3	44	23T/9T
2000	Anderson, Gary	23	22	95.7	49	17T/9
2001	Anderson, Gary	18	15	83.3	44	29/14
2002	Anderson, Gary	23	18	78.3	53	23/12
2003	Elling, Aaron	25	18	72.0	51	23T/12
2004	Andersen, Morten	22	18	81.8	48	23T/11T
2005	Edinger, Paul	34	25	73.5	56	12T/6T
2006	Longwell, Ryan	25	21	84.0	49	22T/11
2007	Longwell, Ryan	24	20	83.3	55	28/14
2008	Longwell, Ryan	34	29	85.3	54	8T/5T
2009	Longwell, Ryan	28	26	92.9	52	10T/4
2010	Longwell, Ryan	18	17	94.4	48	26/15
2011	Longwell, Ryan	28	22	78.6	53	25T/12T

*rookie



Chuck Foreman scored a Vikings-record 22 TDs in 1975.



Fred Cox led the Vikings in scoring for a team-record 12 seasons.



Fuad Reveziz made 34 consecutive FGs between the 1994-95 seasons.

KICKOFF RETURNS

Year	Player	No.	Yds.	Avg.	Long	TD	NFL/NFC
1961	*Mason, Tommy	25	603	24.1	42	0	15
1962	Butler, Billy	26	588	22.6	45	0	17
1963	Butler, Billy	33	713	21.6	35	0	17
1964	Butler, Billy	26	597	23.0	34	0	17
1965	*Rentzel, Lance	23	602	26.2	101†	1	10
1966	Fitzgerald, Mike	14	301	21.5	28	0	21
1967	Jones, Clinton	25	597	23.8	96†	1	14
1968	*West, Charlie	22	576	26.1	82	0	6
1969	Jones, Clinton	17	444	26.1	71	0	7
1970	Jones, Clinton	19	452	23.7	41	0	17/77
1971	West, Charlie	24	556	23.0	36	0	19/13
1972	Cilliam, John	14	369	26.3	47	0	8/6
1973	McClanahan, Brent	16	410	25.6	45	0	14/5
1974	McClanahan, Brent	23	549	23.9	52	0	20/10
1975	McClanahan, Brent	17	360	21.2	42	0	30/15
1976	*Willis, Leonard	24	552	23.0	57	0	19/78
1977	Moore, Manfred	24	523	21.8	48	0	25/15
1978	*Miller, Kevin	40	856	21.4	38	0	24/107
1979	Edwards, Jimmy	44	1,103	25.1	83	0	2/1
1980	Payton, Eddie	53	1,184	22.3	59	0	14/77
1981	Payton, Eddie	39	898	23.0	99†	1	11/6
1982	Redwine, Jarvis	12	286	23.8	76	0	5/3
1983	Nelson, Darrin	18	445	24.7	50	0	3/1
1984	Nelson, Darrin	39	891	22.8	47	0	6/3
1985	*Rhymes, Buster	53	1,345	25.4	88	0	5/4
1986	Bess, Rufus	31	705	22.7	43	0	9/4
1987	Guggemos, Neal	36	808	22.4	42	0	77/57
1988	*Harris, Darryl	39	833	21.4	30	0	12/747
1989	Nelson, Darrin	14	307	21.9	32	0	DNQ
1990	Walker, Herschel	44	966	22.0	64	0	7/5
1991	Nelson, Darrin	31	682	22.0	50	0	9/6
1992	Nelson, Darrin	29	626	21.6	53	0	10/77
1993	*Ismail, Qadry	42	902	21.5	47	0	10/77
1994	Ismail, Qadry	35	807	23.1	61	0	13/10
1995	Ismail, Qadry	42	1,037	24.7	71	0	77/2
1996	Ismail, Qadry	28	527	18.8	32	0	38/19
1997	Palmer, David	32	711	22.2	62	0	20/13
1998	Palmer, David	50	1,176	23.5	88†	1	18/9
1999	Tate, Robert	25	627	25.1	76†	1	4/3
2000	*Walters, Troy	30	692	23.1	38	0	18/9
2001	Jacquet, Nate	46	1,012	22.0	53	0	24/13
2002	Williams, Moe	24	516	21.5	51	0	32/20
2003	*Smith, Ontario	27	588	21.8	46	0	24/13
2004	Campbell, Kelly	35	760	21.7	55	0	26/14
2005	Robinson, Koren	47	1,221	26.0	86†	1	5/1
2006	Johnson, Bethel	45	1,054	23.4	65	0	21/10
2007	*Allison, Aundrae	20	574	28.7	104†	1	3/1
2008	Hicks, Maurice	29	690	23.8	38	0	24/13
2009	*Harvin, Percy	42	1,156	27.5	101†	2	4/37
2010	Harvin, Percy	40	933	23.3	95†	1	21/9
2011	Harvin, Percy	16	520	32.5	104	1	DNQ

PUNT RETURNS

Year	Player	No.	Yds.	Avg.	Long	TD	NFL/NFC
1961	*Mason, Tommy	14	146	10.4	23	0	5
1962	Butler, Billy	12	169	14.1	46	0	DNQ
1963	Butler, Billy	21	220	10.5	60†	1	4
1964	Butler, Billy	22	156	7.1	32	0	12
1965	Mason, Tommy	9	63	7.0	17	0	DNQ
1966	Sharockman, Ed	9	95	10.5	76	0	DNQ
1967	Grim, Bob	25	101	4.0	81	0	12
1968	*West, Charlie	20	201	10.0	98†	1	4
1969	West, Charlie	39	245	6.3	55	0	6
1970	West, Charlie	29	169	5.8	53	0	24/10
1971	West, Charlie	18	94	5.2	16	0	22/9
1972	Gilliam, John	16	110	6.8	23	0	137/67
1973	Bryant, Bobby	25	140	5.6	16	0	26/12
1974	Wallace, Jackie	25	191	7.6	30	0	30/15
1975	Bryant, Bobby	19	125	6.6	16	0	25/15
1976	*Willis, Leonard	30	207	6.9	29	0	27/137
1977	Moore, Manfred	47	277	5.9	28	0	33/15
1978	*Miller, Kevin	48	239	5.0	47	0	30/15
1979	Edwards, Jimmy	33	186	5.6	42	0	26/12
1980	Payton, Eddie	34	251	7.4	19	0	25/13
1981	Payton, Eddie	38	303	8.0	28	0	18/10
1982	Payton, Eddie	22	179	8.1	35	0	13/6
1983	Bess, Rufus	21	158	7.5	23	0	25/13
1984	Nelson, Darrin	23	180	7.8	21	0	19/9
1985	Nelson, Darrin	16	133	8.3	21	0	DNQ
1986	Bess, Rufus	23	162	7.0	15	0	20/10
1987	Guggemos, Neal	22	275	12.5	78†	1	57/37
1988	Lewis, Leo	58	550	9.5	64	0	12/5
1989	Lewis, Leo	44	446	10.1	65	0	8/7
1990	Lewis, Leo	25	180	7.2	30	0	187/12
1991	Lewis, Leo	30	225	7.5	44	0	19/14
1992	Parker, Anthony	33	336	10.2	42	0	9/4
1993	*Gulford, Eric	29	212	7.3	50	0	21/10
1994	*Palmer, David	30	193	6.4	20	0	24/11
1995	Palmer, David	26	342	13.2	74†	1	1/1
1996	Palmer, David	22	216	9.8	69†	1	12/6
1997	Palmer, David	34	444	13.1	57	0	3/1
1998	Palmer, David	28	289	10.3	53	0	14/8
1999	Moss, Randy	17	162	9.5	64†	1	DNQ
2000	*Walters, Troy	15	217	14.5	63	0	DNQ
2001	Jacquet, Nate	29	219	7.6	23	0	22/12
2002	*Davis, Nick	24	190	7.9	57	0	17/12
2003	*Howry, Keenan	35	247	7.1	52	0	25/11
2004	Burleson, Nate	25	214	8.6	91	1	16/7
2005	Moore, Mewelde	21	245	11.7	71†	1	3/2
2006	Moore, Mewelde	36	365	10.1	71†	1	11/4
2007	Moore, Mewelde	13	130	10.0	42	0	DNQ
2008	Berrian, Bernard	7	114	16.3	82†	1	DNQ
2009	Reynaud, Darius	30	308	10.3	36	0	97/4
2010	Camarillo, Greg	39	359	9.2	52	0	16/9
2011	Sherels, Marcus	33	277	8.4	53	0	23/10

*rookie



Hugh McElhenny returned the 1st punt for a TD in team history in 1961, an 81-yarer at Chicago.



Darrin Nelson holds the team record with 159 career kickoff returns.



David Palmer scored 3 TDs on returns during his career- 2 on punt returns and took back 1 kickoff.

INTERCEPTIONS

Year	Player	No.	Yds.	Avg.	Long	TD	NFL/NFC
1961	*Hawkins, Rip	5	70	14.0	34	0	16T
1962	Sharockman, Ed	6	92	15.3	32	0	9T
1963	Sharockman, Ed	5	93	18.6	47	1	14T
1964	*Rose, George	6	48	8.0	32	1	5T
1965	Sharockman, Ed	6	118	19.7	40	1	3T
1966	Hackbart, Dale	5	73	14.6	41t	1	9T
1967	Mackbee, Earsell	5	98	19.6	40	1	13T
1968	Krause, Paul	7	82	11.7	29	0	7T
1969	Bryant, Bobby	8	97	12.1	56	0	2T
1970	Sharockman, Ed	7	132	18.8	43	1	5T/2T
1971	West, Charlie	7	236	33.7	89	0	6T/3
1972	Krause, Paul	6	109	18.1	35	2	7T/3T
1973	Bryant, Bobby	7	105	15.0	46	1	3/1
1974	Wright, Nate	6	91	15.2	44	0	9T/4T
1975	Krause, Paul	10	201	20.1	81	0	2/1
1976	Wright, Nate	7	47	6.6	21	0	6T/4T
1977	Bryant, Bobby	4	44	11.0	41	0	29T/15T
1978	Bryant, Bobby	7	69	9.9	23	0	6T/4T
1979	Hannon, Tommy	4	85	21.3	52	0	32T/13T
	Wright, Nate	4	44	11.0	32	0	30T/13T
1980	Turner, John	6	22	3.7	13	0	13T/4T
1981	Hannon, Tommy	4	28	7.0	28	0	32T/20T
	Teal, Willie	4	23	5.8	15	0	32T/20T
1982	Teal, Willie	4	15	3.8	13	0	9T/4T
1983	Turner, John	6	37	6.7	22	0	15T/8T
	Swain, John	6	12	2.0	11	0	15T/8T
1984	Bess, Rufus	3	7	2.4	7	0	53T/24T
1985	Turner, John	5	62	12.4	25	0	21T/10T
1986	Holt, Issiac	8	54	6.8	27	0	5T/4T
1987	Browner, Joey	6	67	11.2	23	0	2T/2T
1988	Lee, Carl	8	118	14.8	58t	2	2T/2T
1989	Browner, Joey	5	70	14.0	34	0	16T/9T
1990	Browner, Joey	7	103	14.7	31	1	3T/2T
1991	Browner, Joey	5	97	19.4	45	0	8T/5T
1992	McMillian, Audrey	8	157	19.6	61t	2	1T/1
1993	Glenn, Vencie	5	49	9.8	23	0	14T/6T
1994	Parker, Anthony	4	99	24.8	44t	2	21T/12T
	Glenn, Vencie	4	55	13.8	32	0	21T/12T
1995	*Thomas, Orlando	9	108	12.0	45t	1	1/1
1996	Thomas, Orlando	5	57	11.4	34	0	11T/6T
1997	Washington, D.	4	71	17.8	27	0	23T/16T
1998	Hitchcock, Jimmy	7	242	34.6	79t	3	5T/2T
1999	Griffith, Robert	3	0	0.0	0	0	43/21
2000	Wong, Kailee	2	28	14.0	14	0	65T/34T
	Tate, Robert	2	12	6.0	12	0	65T/34T
2001	Griffith, Robert	2	25	12.5	14	0	72T/37T
	*Kelly, Eric	2	-7	-3.5	2	0	72T/37T
2002	Biekert, Greg	4	26	6.5	20	0	22T/11T
2003	Russell, Brian	9	185	20.6	50	0	1T/1T
2004	Winfield, Antoine	3	89	29.7	56	0	48T/23T
2005	Sharper, Darren	9	276	30.7	92t	2	3/1
2006	Smith, Dwight	4	81	20.3	47	0	18T/7T
	Sharper, Darren	4	33	8.3	26	1	18T/7T
	Winfield, Antoine	4	10	2.5	10	0	18T/7T
2007	Smith, Dwight	4	112	28.0	93t	1	23T/11T
	Sharper, Darren	4	61	15.3	41	1	23T/11T
2008	Leber, Ben	2	29	14.5	28	0	31T/15T
	Sapp, Benny	2	13	6.5	14	0	31T/15T
	Winfield, Antoine	2	5	2.5	4	0	31T/15T
	Williams, Madieu	2	-1	-0.5	0	0	31T/15T
2009	Griffin, Cedric	4	-2	-0.5	0	0	23T/14T
2010	Henderson, E.J.	3	10	3.3	10	0	31T/21T
	Abdullah, Husain	3	5	1.7	5	0	31T/21T
2011	Sanford, Jamarca	2	69	34.5	52	0	62T/41T

SACKS

Year	Player	Sacks	Year	Player	Sacks
1961	Marshall, Jim	6.0	1975	Page, Alan	13.0
1962	Marshall, Jim	9.0	1976	Page, Alan	18.0
1963	Hultz, Don	10.5	1977	Eller, Carl	15.0
	Marshall, Jim	10.5	1978	Mullaney, Mark	9.0
1964	Marshall, Jim	11.5	1979	Mullaney, Mark	8.0
1965	Marshall, Jim	7.5	1980	*Martin, Doug	5.0
1966	Marshall, Jim	7.0		Mullaney, Mark	5.0
1967	*Page, Alan	8.5		Sutherland, Doug	5.0
1968	Page, Alan	11.0	1981	Blair, Matt	6.0
1969	Eller, Carl	15.0		Holloway, Randy	6.0
1970	Eller, Carl	13.0		Martin, Doug	6.0
1971	Page, Alan	9.0	1982	Martin, Doug	10.5
1972	Eller, Carl	7.0	1983	Martin, Doug	12.0
1973	Eller, Carl	11.0	1984	Holloway, Randy	5.0
1974	Page, Alan	11.0		Johnson, Charlie	5.0

TACKLES (DEFENSIVE ONLY)

Year	Player	Solo	Assists	Total
1961	*Hawkins, Rip	100	26	126
1962	Hawkins, Rip	74	16	90
1963	Hawkins, Rip	94	20	114
1964	Hawkins, Rip	61	38	99
1965	Vargo, Larry	78	10	88
1966	Warwick, Lonnie	66	26	92
1967	Warwick, Lonnie	90	23	113
1968	Page, Alan	66	30	96
1969	Warwick, Lonnie	70	6	76
1970	Warwick, Lonnie	60	11	71
1971	Hilgenberg, Wally	87	23	110
1972	Page, Alan	99	33	132
1973	Siemon, Jeff	112	43	155
1974	Siemon, Jeff	105	46	151
1975	Page, Alan	82	40	122
1976	Siemon, Jeff	120	41	161
1977	McNeill, Fred	92	44	136
1978	Siemon, Jeff	170	59	229
1979	Blair, Matt	132	37	169
1980	Studwell, Scott	151	54	205
1981	Studwell, Scott	156	74	230
1982	Studwell, Scott	85	37	122
1983	Studwell, Scott	132	83	215
1984	Studwell, Scott	142	71	213
1985	Studwell, Scott	107	97	204
1986	Browner, Joey	98	41	139
1987	Solomon, Jesse	92	29	121
	Browner, Joey	87	34	121
1988	Studwell, Scott	81	45	126
1989	Studwell, Scott	101	71	172
1990	Merrriweather, Mike	99	54	153
1991	Merrriweather, Mike	101	88	189
1992	Del Rio, Jack	110	39	149
1993	Del Rio, Jack	108	61	169
1994	Del Rio, Jack	118	67	185
1995	McDaniel, Ed	96	40	136
1996	Brady, Jeff	89	57	146
1997	McDaniel, Ed	77	58	135
1998	McDaniel, Ed	100	55	155
1999	McDaniel, Ed	110	56	166
2000	Wong, Kailee	94	40	134
2001	Wong, Kailee	90	26	116
2002	Biekert, Greg	72	75	147
2003	Chavous, Corey	86	22	108
2004	Henderson, E.J.	92	43	125
2005	Cowart, Sam	70	34	104
2006	Henderson, E.J.	95	47	142
2007	Henderson, E.J.	117	38	155
2008	Greenway, Chad	103	47	150
2009	Greenway, Chad	88	39	127
2010	Greenway, Chad	106	43	149
2011	Greenway, Chad	104	70	174

*rookie

VIKINGS INDIVIDUAL RECORDS

1961-77 - 14 games; 1978-2011 - 16 games

Note: The 1982 regular season was reduced to nine games and the 1987 season to 15 games due to players' strike

COACHES

Games

- 259 Bud Grant, 1967-83, 85
- 159 Dennis Green, 1992-01
- 95 Jerry Burns, 1986-91

Wins

- 158 Bud Grant, 1967-83, 85
- 97 Dennis Green, 1992-01
- 52 Jerry Burns, 1986-91

Consecutive Wins

- 13 Bud Grant, 1974-75
- 12 Bud Grant, 1969
- 10 Dennis Green, 1999-00
- 9 Bud Grant, 1973
- 9 Dennis Green, 1998-99
- 9 Mike Tice, 2002-03

Losses

- 96 Bud Grant, 1967-83, 85
- 62 Dennis Green, 1992-01
- 51 Norm Van Brocklin, 1961-66

Consecutive Losses

- 7 Norm Van Brocklin, 1961
- 7 Norm Van Brocklin, 1961-62
- 6 Les Steckel, 1984

Winning Percentage

- 62.0 Bud Grant, 1967-83, 85 (158-96-5)
- 61.0 Dennis Green, 1992-01 (97-62)
- 54.7 Jerry Burns, 1986-91 (52-43)
- 52.7 Brad Childress, 2006-10 (39-35)

Seasons

- 18 Bud Grant, 1967-83, 85
- 10 Dennis Green, 1992-01
- 6 Norm Van Brocklin, 1961-66
- 6 Jerry Burns, 1986-91

Consecutive Winning Seasons

- 6 Bud Grant, 1973-78
- 5 Dennis Green, 1996-00
- 4 Bud Grant, 1968-71
- 4 Jerry Burns, 1986-89

Division Titles

- 11 Bud Grant, 1968-71, 73-78, 80
- 4 Dennis Green, 1992, 94, 98, 2000
- 2 Brad Childress, 2008-09
- 1 Jerry Burns, 1989

Consecutive Division Titles

- 6 Bud Grant, 1973-78
- 4 Bud Grant, 1968-71
- 2 Brad Childress, 2008-09

SERVICE

Most Seasons

- 19 Jim Marshall, 1961-79
- 17 Mick Tingelhoff, 1962-78
- 15 Carl Eller, 1964-78
- 15 Ron Yary, 1968-82
- 15 Roy Winston, 1962-76
- 15 Fred Cox, 1963-77

Most Games Played

- 270 Jim Marshall, 1961-79
- 240 Mick Tingelhoff, 1962-78
- 210 Fred Cox, 1963-77
- 209 Carl Eller, 1964-78
- 202 Scott Studwell, 1977-90

Most Consecutive Games Played

- 270 Jim Marshall, 1961-79
- 240 Mick Tingelhoff, 1962-78
- 210 Fred Cox, 1963-77

Most Games Started

- 270 Jim Marshall, 1961-79
- 240 Mick Tingelhoff, 1962-78
- 201 Carl Eller, 1964-78

Most Consecutive Games Started

- 270 Jim Marshall, 1961-79
- 240 Mick Tingelhoff, 1962-78
- 181 Tim Irwin, 1982-93

SCORING

Most Seasons Leading Team

- 12 Fred Cox, 1963-73, 1976
- 6 Ryan Longwell, 2006-11
- 5 Rick Danmeier, 1978-82
- 5 Fuad Revez, 1991-95
- 5 Gary Anderson, 1998-02

Most Consecutive Seasons Leading Team

- 11 Fred Cox, 1963-73
- 6 Ryan Longwell, 2006-11

- 5 Rick Danmeier, 1978-82
- 5 Fuad Revez, 1991-95
- 5 Gary Anderson, 1998-02

POINTS

- 1,365 Fred Cox, 1963-77 (519-pat, 282-fg)
- 670 Cris Carter 1990-01, (110-td, 5-2 pt)
- 633 Ryan Longwell 2006-11, (228-pat, 135-fg)
- 598 Fuad Revez 1991-95, (199-pat, 133-fg)
- 552 Randy Moss 1998-04 (91-td, 3-2 pt)

Season

- 164 Gary Anderson, 1998 (59-pat, 35-fg)
- 132 Ryan Longwell, 2009, (54-pat, 26-fg)
- 132 Fuad Revez, 1994 (30-pat, 34-fg)
- 132 Chuck Foreman, 1975 (22-td)

Most Seasons, 100 or More Points

- 4 Fred Cox, 1964-65, 1969-70
- 4 Fuad Revez, 1992-95
- 3 Gary Anderson, 1998-2000
- 3 Ryan Longwell, 2008-09, 2011

Season, Rookie

- 106 Randy Moss, 1998 (17-td, 2-2 pt)
- 78 Adrian Peterson, 2007 (13-td)
- 60 Sammy White, 1976 (10-td)

Game

- 24 Chuck Foreman, @ Buff., 12/20/75 (4-tds)
- 24 Ahmad Rashad, vs. SF, 9/2/79 (4-tds)
- 21 Rich Karlis, vs. LA Rams, 11/5/89 (7-fg)

Game, Opponent

- 30 Shaun Alexander, @ Sea., 9/29/02 (5-tds)
- 28 Paul Hornung, @ G.B., 9/16/62 (3-tds, 4-pat, 2-fg)

Most Consecutive Games Scoring

- 151 Fred Cox, 1963-73

TOUCHDOWNS

Most Seasons Leading Team

- 5 Bill Brown, 1964, 1966-68, 1972
- 5 Ted Brown, 1980-81, 1983-85
- 5 Cris Carter, 1993, 1995-97, 1999
- 5 Randy Moss, 1998, 2000-01, 2003-04
- 5 Adrian Peterson, 2007-11

Most Consecutive Seasons Leading Team

- 5 Adrian Peterson, 2007-11
- 4 Chuck Foreman, 1974-77

Career

- 110 Cris Carter, 1990-01 (110-p)
- 91 Randy Moss, 1998-04 (90-p, 1-rt)
- 76 Bill Brown, 1962-74 (52-r, 23-p, 1-rt)
- 75 Chuck Foreman, 1973-79 (52-r, 23-p)

Season

- 22 Chuck Foreman, 1975 (13-r, 9-p)
- 18 Adrian Peterson, 2009 (18-r)
- 17 Cris Carter, 1995 (17-p)
- 17 Randy Moss, 1998 (17-p)
- 17 Randy Moss, 2003 (17-p)
- 16 Bill Brown, 1964 (7-r, 9-p)

Season, Rookie

- 17 Randy Moss, 1998 (17-p)
- 13 Adrian Peterson, 2007 (12-r, 1-p)

Game

- 4 Chuck Foreman, @ Buff., 12/20/75 (2-r, 2-p)
- 4 Ahmad Rashad, vs. S.F., 9/2/79 (4-p)

Game, Opponent

- 5 Shaun Alexander, @ Sea., 9/29/02

Most Consecutive Games Scoring TD

- 10 Randy Moss, 2003-04
- 7 Moe Williams, 2002
- 7 Cris Carter, 1999
- 7 Randy Moss, 1998
- 7 Chuck Foreman, 1974
- 6 Tommy Mason, 1965
- 6 Bill Brown, 1968
- 6 Ted Brown, 1980
- 6 Cris Carter, 1996-1997
- 6 Cris Carter, 1998-99
- 6 Adrian Peterson, 2011

POINTS AFTER TOUCHDOWN

Most Attempted, Career

- 538 Fred Cox, 1963-77
- 233 Ryan Longwell, 2006-11
- 217 Gary Anderson, 1998-02

Most Attempted, Season

- 59 Gary Anderson, 1998
- 59 Ryan Longwell, 2009
- 49 Chuck Nelson, 1988
- 48 Fred Cox, 1975
- 48 Aaron Elling, 2003

Most Attempted, Game

- 7 Fred Cox, vs. Balt., 9/28/69
- 7 Fred Cox, vs. Pitt., 11/23/69
- 7 Fred Cox, vs. Hou., 10/13/74
- 7 Chuck Nelson, @ T.B., 10/23/88

Most Made, Career

- 519 Fred Cox, 1963-77
- 228 Ryan Longwell, 2006-11
- 215 Gary Anderson, 1998-02

Most Made, Season

- 59 Gary Anderson, 1998
- 54 Ryan Longwell, 2009
- 48 Chuck Nelson, 1988
- 48 Aaron Elling, 2003

Most Made, Game

- 7 Fred Cox, vs. Balt., 9/28/69
- 7 Fred Cox, vs. Pitt., 11/23/69
- 7 Chuck Nelson, @ T.B., 10/23/88

Most Made, Game, Opponent

- 8 Jim Bakken, @ St. L., 10/6/63
- 7 Roger LeClerc, @ Chi., 12/17/61

Most Consecutive Made

- 199 Fred Cox, 1968-74
- 151 Gary Anderson, 1998-01
- 133 Fred Cox, 1964-68

Highest Percentage, Career (minimum 200 made)

- 99.1 Gary Anderson, 1998-02 (215-217)

Most Made, No Misses, Season

- 59 Gary Anderson, 1998
- 48 Aaron Elling, 2003
- 46 Gary Anderson, 1999

FIELD GOALS

Most Attempted, Career

- 455 Fred Cox, 1963-77
- 171 Fuad Revez, 1990-95
- 157 Ryan Longwell, 2006-11

Most Attempted, Season

- 46 Fred Cox, 1970
- 39 Rich Karlis, 1989
- 39 Fuad Revez, 1994

Most Attempted, Game

- 7 Rich Karlis, vs. LA Rams, 11/5/89
- 6 Fred Cox, vs. N.O., 9/27/70
- 6 Fred Cox, @ Chi., 9/23/73
- 6 Fred Cox, vs. Cleve., 11/4/73
- 6 Rich Karlis, vs. Cin., 12/25/89
- 6 Fuad Revez, vs. G.B., 9/26/93
- 6 Gary Anderson, @ Balt., 12/13/98
- 6 Ryan Longwell, vs. Ind., 9/14/08

Most Attempted, Game, Opponent

- 8 Garo Yepremian, vs. Det., 11/13/66
- 7 Jason Hanson, @ Det., 10/17/99
- 6 Raul Allegre, vs. NYC, 11/16/86

Most Made, Career

- 282 Fred Cox, 1963-77
- 135 Ryan Longwell, 2006-11
- 133 Fuad Revez, 1990-95

Most Made, Season

- 35 Gary Anderson, 1998
- 34 Fuad Revez, 1994
- 31 Rich Karlis, 1989

Most Made, Season, Rookie

- 9 Mike Mercer, 1961

Most Made, Game

- 7 Rich Karlis, vs. LA Rams, 11/5/89

Most Made, Game, Opponent

- 6 Garo Yepremian, vs. Det., 11/13/66
- 6 Jason Hanson, @ Det., 10/17/99

Most Made, No Misses, Game

- 7 Rich Karlis, vs. LA Rams, 11/5/89

Most Made, One Quarter

- 3 Many times, last Ryan Longwell, vs. Cin., 12/13/09 (2nd)

Most Consecutive Field Goals Made

- 35 Gary Anderson, 1998
- 31 Fuad Revez, 1994-95

Most Consecutive Games Made FG

- 31 Fred Cox, 1968-70

Longest Field Goal

- 56 Paul Eiding, vs. G.B., 10/23/05
- 55 Ryan Longwell, @ Chi., 10/14/07
- 54 Jan Stenerud, vs. Atl., 9/16/84
- 54 Paul Eiding, vs. Chi., 1/1/06
- 54 Ryan Longwell, vs. G.B., 11/9/08
- 54 Ryan Longwell, @ Jax., 11/23/08
- 53 Fred Cox, @ G.B., 12/5/65
- 53 Jan Stenerud, vs. T.B., 11/4/84

53	Chuck Nelson, vs. T.B., 11/30/86
53	Gary Anderson, vs. Jax., 12/20/98
53	Gary Anderson, vs. Mia., 12/21/02
53	Paul Edinger, vs. T.B., 9/11/05
53	Ryan Longwell, vs. Ind., 9/14/08
53	Ryan Longwell, @ N.O., 10/6/08
53	Ryan Longwell, vs. Ari., 10/9/11

Longest Field Goal, Opponent

58	Mason Crosby vs. G.B., 10/23/11
55	Donald Igwebulike, vs. T.B., 11/30/86
55	Kevin Butler, @ Chi., 10/25/93
55	Dave Rayner, @ Det., 1/2/11

Most Made, 50 or More Yards, Career

11	Ryan Longwell, 2006-11
8	Fuad Revez, 1990-95

Most Made, 50 or More Yards, Season

6	Ryan Longwell, 2008
3	Jan Stenerud, 1984
3	Fuad Revez, 1992
3	Paul Edinger, 2005

Most Made, 50 or More Yards, Game

2	Fuad Revez, @ T.B., 12/8/91 (50,50)
---	-------------------------------------

Highest Field Goal Percentage, Career (100 made)

86.0	Ryan Longwell, 2006-11 (135-157)
84.5	Gary Anderson, 1998-02 (109-129)
77.8	Fuad Revez, 1990-95 (133-171)
62.0	Fred Cox, 1963-77 (282-455)

Highest Field Goal Percentage, Season (Qualifiers)

100.0	Gary Anderson, 1998 (35-35)
95.7	Gary Anderson, 2000 (22-23)
94.4	Ryan Longwell, 2010 (17-18)
92.9	Ryan Longwell, 2009 (26-28)

Highest Field Goal Percentage, Season, Rookie (Qualifiers)

42.9	Mike Mercer, 1961 (9-21)
------	--------------------------

SAFETIES**Career**

4.0	Jared Allen, 2008-11
2.5	Chris Doleman, 1985-93
2.0	Carl Eller, 1964-78
2.0	Alan Page, 1967-78

Season

2	Alan Page, 1971
2	Jared Allen, 2008

Game

1	Many Times, last vs. Den., 12/4/11, Willis McCahee tackled by Jared Allen in EZ
---	---

RUSHING**Most Seasons Leading Team**

6	Chuck Foreman, 1973-78
6	Robert Smith, 1995-00
5	Darrin Nelson, 1983, 1985-88
5	Adrian Peterson, 2007-11

Most Consecutive Seasons Leading Team

6	Chuck Foreman, 1973-78
6	Robert Smith, 1995-00
5	Adrian Peterson, 2007-11
4	Darrin Nelson, 1985-88

ATTEMPTS**Career**

1,627	Bill Brown, 1962-74
1,529	Chuck Foreman, 1973-79
1,411	Robert Smith, 1993-00
1,406	Adrian Peterson, 2007-11

Season

363	Adrian Peterson, 2008
314	Adrian Peterson, 2009
303	Chester Taylor, 2006

Season, Rookie

238	Adrian Peterson, 2007
201	Alfred Anderson, 1984
182	Chuck Foreman, 1973

Game

33	Chuck Foreman, vs. S.D., 11/23/75
33	Chuck Foreman, @ Det., 12/17/77
33	Terry Allen, @ Pitt., 12/20/92
33	Scottie Graham, vs. K.C., 12/26/93

Game, Opponent

40	Walter Payton, @ Chi., 11/20/77
36	James Jones, vs. Det., 9/7/86
35	Earl Campbell, vs. N.O., 11/24/85

Consecutive Attempts Without Fumble

478	Robert Smith, 1995-98
349	Scottie Graham, 1993-96

YARDS**Career**

6,818	Robert Smith, 1993-00
6,752	Adrian Peterson, 2007-11
5,879	Chuck Foreman, 1973-79
5,757	Bill Brown, 1962-74

Season

1,760	Adrian Peterson, 2008
1,521	Robert Smith, 2000
1,383	Adrian Peterson, 2009
1,341	Adrian Peterson, 2007
1,296	Michael Bennett, 2002
1,266	Robert Smith, 1997
1,216	Chester Taylor, 2006
1,201	Terry Allen, 1992
1,187	Robert Smith, 1998
1,155	Chuck Foreman, 1976

Season, Rookie

1,341	Adrian Peterson, 2007
801	Chuck Foreman, 1973
773	Alfred Anderson, 1984

Game

296	Adrian Peterson, vs. S.D., 11/4/07
224	Adrian Peterson, @ Chi., 10/14/07
200	Chuck Foreman, @ Phil., 10/24/76
192	Adrian Peterson, vs. G.B., 11/9/08
180	Adrian Peterson, @ Cle., 9/13/09
179	Robert Smith, @ St.L., 9/13/98
179	Ted Brown, @ G.B., 10/23/83
175	Adrian Peterson, vs. G.B., 10/23/11
172	Terry Allen, @ Pitt., 12/20/92
170	Robert Smith, @ Chi., 10/15/00

Game, Rookie

296	Adrian Peterson, vs. S.D., 11/4/07
224	Adrian Peterson, @ Chi., 10/14/07
148	Onterio Smith, @ Chi., 12/14/03

Game, Opponent

275	Walter Payton, @ Chi., 11/20/77
220	Barry Sanders, vs. Det., 11/24/91
219	James Wilder, vs. T.B., 11/6/83
203	Earl Campbell, @ Hou., 12/21/80

Longest Run

95	Chester Taylor, @ Sea., 10/22/06 (td)
85	Michael Bennett, @ T.B., 11/3/02 (td)
84	Chester Taylor, @ S.F., 12/9/07 (td)
80	Clinton Jones, vs. Chi., 12/6/9 (td)
80	Adrian Peterson, vs. Det., 9/26/10 (td)
78	Robert Smith, @ Buf., 8/31/97 (td)
78	Michael Bennett, vs. NYG, 11/10/02 (td)
76	Robert Smith, vs. Ind., 12/21/97
74	Robert Smith, @ St.L., 9/13/98 (td)
73	Dave Osborn, vs. S.F., 9/17/67
73	Clinton Jones, vs. Atl., 11/28/71 (td)
73	Adrian Peterson, @ Chi., 10/14/07 (td)

Longest Run, Opponent (All TDs)

99	Tony Dorsett, vs. Dal., 1/3/83
75	James Wilder, vs. T.B., 11/6/83
73	Dick Bass, vs. LA Rams, 12/3/61
73	LaDainian Tomlinson, vs. S.D., 11/9/03
73	Brandon Jacobs, vs. NYG., 12/13/10

Most Seasons, 1,000+ Yards

4	Robert Smith, 1997-00
4	Adrian Peterson, 2007-10
3	Chuck Foreman, 1975-77
2	Terry Allen, 1992, 1994

Most Consecutive Seasons, 1,000+ Yards

4	Robert Smith, 1997-00
4	Adrian Peterson, 2007-10
3	Chuck Foreman, 1975-77

Most Games, 100+ Yards, Career

29	Robert Smith, 1993-00
27	Adrian Peterson, 2007-11
17	Chuck Foreman, 1973-79
9	Michael Bennett, 2001-05
8	Bill Brown, 1962-74

Most Games, 100+ Yards, Season

10	Adrian Peterson, 2008
8	Robert Smith, 2000
6	Robert Smith, 1997
6	Adrian Peterson, 2007
5	Chuck Foreman, 1975
5	Robert Smith, 1998
5	Michael Bennett, 2002
5	Adrian Peterson, 2010

Most Consecutive Games, 100+ Yards

5	Robert Smith, 11/6/00-11/30/00
4	Michael Bennett, 10/27/02-11/17/02
4	Adrian Peterson, 10/12/08-11/9/08
3	Chuck Foreman, 11/9/75-11/23/75
3	Adrian Peterson, 9/23/07-10/14/07

3	Adrian Peterson, 11/30/08-12/14/08
---	------------------------------------

AVERAGE GAIN**Career (700 att.)**

4.80	Adrian Peterson, 2007-11 (1,406-6,752)
4.75	Robert Smith, 1993-99 (1,116-5,297)
4.45	Michael Bennett, 2001-05 (723-3,174)

Season (Qualifiers)

5.6	Adrian Peterson, 2007 (238-1,341)
5.5	Robert Smith, 1997 (232-1,266)
5.4	Chester Taylor, 2007 (157-844)

Game (10 att.)

12.2	Tommy Mason, vs. Balt., 11/17/63
11.7	Terry Allen, @ G.B., 9/6/62
11.4	Michael Bennett, @ T.B., 11/3/02
11.2	Adrian Peterson, @ Chi., 10/14/07

TOUCHDOWNS**Most Seasons Leading Team**

6	Chuck Foreman, 1973-78
6	Ted Brown, 1980-81, 1983-86
5	Adrian Peterson, 2007-11

Most Consecutive Seasons**Leading Team**

6	Chuck Foreman, 1973-78
5	Adrian Peterson, 2007-11
4	Ted Brown, 1983-86

Career

64	Adrian Peterson, 2007-11
52	Chuck Foreman, 1973-79
52	Bill Brown, 1962-74
40	Ted Brown, 1979-86

Season

18	Adrian Peterson, 2009
13	Chuck Foreman, 1975
13	Chuck Foreman, 1976
13	Terry Allen, 1992

Season, Rookie

12	Adrian Peterson, 2007
5	Fran Tarkenton, 1961
5	D.J. Dozier, 1987
5	Onterio Smith, 2003

Game

3	Tommy Mason, @ S.F., 10/24/65
3	Clinton Jones, vs. Det., 11/15/70
3	Chuck Foreman, @ G.B., 9/15/74
3	Chuck Foreman, vs. S.D., 11/23/75
3	D.J. Dozier, vs. Den., 10/26/87
3	Herschel Walker, @ Phoe., 12/6/79/91
3	Daunte Culpepper, vs. Chi., 9/3/00
3	Onterio Smith, vs. K.C., 12/20/03
3	Artose Pinner, @ Det., 12/10/06
3	Adrian Peterson, @ Chi., 10/14/07
3	Adrian Peterson, vs. S.D., 11/4/07
3	Chester Taylor, vs. Oak., 11/18/07
3	Adrian Peterson, @ Cleve., 9/13/09
3	Adrian Peterson, vs. Buf., 12/5/10
3	Adrian Peterson, vs. Ari., 10/9/11

Game, Opponent

4	Lenny Moore, @ Balt., 10/1/61
4	Billy Kilmer, vs. S.F., 10/15/61
4	Barry Sanders, vs. Det., 11/24/91
4	Marshall Faulk, @ St. L., 12/10/00
4	Shaun Alexander, @ Sea., 9/29/02

Most Consecutive Games w/Rushing TD

7	Moe Williams, 2002
6	Bill Brown, 1968
6	Adrian Peterson, 2011
5	Tommy Mason, 1965

PASSING**Most Seasons Leading Team**

13	Fran Tarkenton, 1961-66, 1972-78
7	Tommy Kramer, 1979-82, 1984-86

Most Consecutive Seasons**Leading Team**

7	Fran Tarkenton, 1972-78
6	Fran Tarkenton, 1961-66
5	Daunte Culpepper, 2000-04
4	Tommy Kramer, 1979-82

RATING**Highest, Career (1,500 att.)**

91.5	Daunte Culpepper, 1999-05
82.5	Brad Johnson, 1992-98, 2005-06
80.2	Fran Tarkenton, 1961-66, 1972-78

Highest, Season (Qualifiers)

110.9	Daunte Culpepper, 2004
117.2	Brett Favre, 2009
106.0	Randall Cunningham, 1998
98.0	Daunte Culpepper, 2000
96.4	Daunte Culpepper, 2003

Highest, Rookie, Season (qualifiers)

- 74.5 Fran Tarkenton, 1961
 70.1 Christian Ponder, 2011

Game (20 att.)

- 157.2 Gus Frette, vs. S.F., 9/28/03
 152.9 Warren Moon, vs. N.O., 11/19/95
 152.4 Brad Johnson, vs. Ari., 12/1/96
 151.8 Fran Tarkenton, vs. Hou., 10/13/74
 151.3 Daunte Culpepper, vs. G.B., 12/24/04

ATTEMPTS
Career

- 4,569 Fran Tarkenton, 1961-66, 1972-78
 3,648 Tommy Kramer, 1977-89
 2,607 Daunte Culpepper, 1999-05

Season

- 606 Warren Moon, 1995
 601 Warren Moon, 1994
 593 Tommy Kramer, 1981

Season, Rookie

- 291 Christian Ponder, 2011
 280 Fran Tarkenton, 1961
 214 Joe Kapp, 1967
 89 Joe Webb, 2010

Game

- 63 Rich Cannon, @ N.E., 10/20/91
 62 Steve Dilts, @ T.B., 9/5/81
 61 Tommy Kramer, @ N.E., 12/16/79

Game, Opponent

- 70 Drew Bledsoe, @ N.E., 11/13/94
 57 Troy Aikman, @ Dal., 11/26/98
 55 Doug Williams, vs. T.B., 11/16/80

COMPLETIONS
Career

- 2,635 Fran Tarkenton, 1961-66, 1972-78
 2,011 Tommy Kramer, 1977-89
 1,678 Daunte Culpepper, 1999-05

Season

- 379 Daunte Culpepper, 2004
 377 Warren Moon, 1995
 371 Warren Moon, 1994
 363 Brett Favre, 2009

Season, Rookie

- 158 Christian Ponder, 2011
 157 Fran Tarkenton, 1961

Game

- 38 Tommy Kramer, vs. Clev., 12/14/80
 38 Tommy Kramer, vs. G.B., 11/29/81
 37 Steve Dilts, @ T.B., 9/5/81
 37 Daunte Culpepper, @ Phi., 9/20/04

Game, Opponent

- 45 Drew Bledsoe, @ N.E., 11/13/94
 35 Drew Bledsoe, vs. Buf., 9/15/02
 34 Troy Aikman, @ Dal., 11/26/98
 34 Jim Miller, @ Chi., 11/14/99

Consecutive Passes Completed

- 16 Tommy Kramer, @ G.B., 11/11/79
 14 Wade Wilson, vs. Det., 11/6/88

COMPLETION PERCENTAGE
(1,500 att.)

- 64.4 Daunte Culpepper, 1999-05 (1,678-2,607)
 62.0 Brad Johnson, 1992-98, 2005-06
 (1,036-1,670)
 57.6 Fran Tarkenton, 1961-66, 1972-78
 (2,635-4,569)

Season (qualifiers)

- 69.2 Daunte Culpepper, 2004 (379-548)
 68.4 Brett Favre, 2009 (363-531)
 65.0 Daunte Culpepper, 2003 (295-454)
 64.2 Fran Tarkenton, 1975 (273-425)
 64.2 Daunte Culpepper, 2001 (235-365)
 62.7 Brad Johnson, 1996 (195-311)
 62.7 Daunte Culpepper, 2000 (297-474)

Season, Rookie (qualifiers)

- 56.1 Fran Tarkenton, 1961 (157-280)
 54.3 Christian Ponder, 2011 (158-291)

Game (20 attempts)

- 88.0 Brett Favre, vs. Sea., 11/22/09 (22-25)
 85.2 Brett Favre, @ Det., 9/20/09 (23-27)
 84.0 Randall Cunningham, @ T.B., 11/1/98 (21-25)
 83.9 Fran Tarkenton, vs. Sea., 11/14/76 (26-31)

YARDS GAINED
Career

- 33,098 Fran Tarkenton, 1961-66, 1972-78
 24,775 Tommy Kramer, 1977-89
 20,162 Daunte Culpepper, 1999-05

Season

- 4,717 Daunte Culpepper, 2004
 4,264 Warren Moon, 1994
 4,228 Warren Moon, 1995
 4,202 Brett Favre, 2009

Season, Rookie

- 1,997 Fran Tarkenton, 1961
 1,853 Christian Ponder, 2011
 1,386 Joe Kapp, 1967
 477 Joe Webb, 2010

Game

- 490 Tommy Kramer, @ Wash., 11/2/86 (OT)
 456 Tommy Kramer, vs. Clev., 12/14/80
 449 Joe Kapp, vs. Balt., 9/28/69
 446 Brett Favre, vs. Ari., 11/7/10

Game, Rookie

- 381 Christian Furrer, vs. Den., 12/4/11
 277 Fran Tarkenton, @ S.F., 11/26/61
 252 Fran Tarkenton, vs. LA Rams, 12/3/61
 250 Fran Tarkenton, vs. Chi., 9/17/61

Game, Opponent

- 486 Doug Williams, T.B., 11/16/80
 463 Drew Bledsoe, vs. Buf., 9/15/02
 455 Troy Aikman, vs. Dal., 11/26/98

Most Seasons, 3,000 or More Passing Yards

- 5 Tommy Kramer, 1979-81, 1985-96
 4 Daunte Culpepper, 2000, 2002-04

Most Games, 300 or More Passing Yards,
Career

- 19 Tommy Kramer, 1977-89
 19 Daunte Culpepper, 1999-05
 10 Warren Moon, 1994-95

Most Games, 300 or More Passing Yards,
Season

- 6 Warren Moon, 1994
 6 Daunte Culpepper, 2004
 6 Brett Favre, 2009
 5 Tommy Kramer, 1981
 5 Tommy Kramer, 1985
 5 Daunte Culpepper, 2000

Most Consecutive Games,
300 or More Passing Yards

- 4 Daunte Culpepper, 2004
 3 Randall Cunningham, 1998
 3 Warren Moon, 1994
 3 Warren Moon, 1995
 3 Tommy Kramer, 1985

Longest Pass Completion (All TDs)

- 99 Gus Frette (to B. Berrian), vs. Chi., 11/30/08
 89 Fran Tarkenton (to C. Ferguson), @ Chi., 11/11/62
 86 Gus Frette (to B. Berrian), vs. Det., 10/12/08
 85 Joe Kapp (to G. Washington), vs. St. L., 10/8/67
 85 Warren Moon (to Q. Ismail), vs. Det., 9/10/95
 83 Joe Kapp (to G. Washington), vs. Balt., 9/28/69
 82 Brad Johnson (to J. Reed), @ Oak., 11/17/96
 82 Daunte Culpepper (to R. Moss), @ Det., 12/19/04

- 80 Fran Tarkenton (to J. Gilliam), vs. Hou., 10/13/74
 80 Jeff George (to M. Hatchette), vs. S.F., 10/24/99
 80 Todd Bouman (to M. Bennett), @ Pitt., 12/2/01
 80 Brad Johnson (to K. Robinson), @ Det., 12/4/05

Opponent/Longest Pass Com. (All TDs)

- 95 Lynn Dickey (to Steve Odom), vs. G.B., 10/2/77
 94 Ken Anderson (to Billy Brooks), vs. Cin., 11/13/77
 93 Rodney Peete (to Herman Moore), vs. Det., 10/31/93

AVERAGE GAIN
Career (1,500 att.)

- 7.73 Daunte Culpepper, 1999-05 (2,607-20,162)
 7.29 Wade Wilson, 1981-91 (1,665-12,135)
 7.24 Fran Tarkenton, 1961-66, 1972-78
 (4,569-33,098)

- 6.79 Tommy Kramer, 1977-89 (3,648-24,775)

Season (qualifiers)

- 8.72 Randall Cunningham, 1998 (425-3,704)
 8.61 Daunte Culpepper, 2004 (548-4,717)
 8.56 Jeff George, 1999 (329-2,816)
 8.31 Daunte Culpepper, 2000 (474-3,937)

Game (20 att.)

- 14.0 Tommy Kramer, @ Wash., 11/2/86 (95-490)
 13.9 Fran Tarkenton, vs. Det., 11/7/76 (25-347)
 13.8 Randall Cunningham, @ G.B., 10/5/98

(32-442)

TOUCHDOWNS
Career

- 239 Fran Tarkenton, 1961-66, 1972-78
 159 Tommy Kramer, 1977-89
 135 Daunte Culpepper, 1999-05

Season

- 39 Daunte Culpepper, 2004
 34 Randall Cunningham, 1998
 33 Warren Moon, 1995
 33 Daunte Culpepper, 2000
 33 Brett Favre, 2009

Season, Rookie

- 18 Fran Tarkenton, 1961
 13 Christian Ponder, 2011

Game

- 7 Joe Kapp, vs. Balt., 9/28/69
 6 Tommy Kramer, vs. G.B., 9/28/86
 5 Tommy Kramer, vs. Chi., 11/28/82
 5 Daunte Culpepper, vs. Dal., 9/12/04
 5 Daunte Culpepper, @ Hou., 10/10/04
 5 Daunte Culpepper, @ N.O., 10/17/04

Game, Rookie

- 4 Fran Tarkenton, vs. Chi., 9/17/61
 4 Fran Tarkenton, vs. LA Rams, 12/3/61
 4 Fran Tarkenton, @ Chi., 12/17/61

Game, Opponent

- 5 Gary Cuozzo, vs. Balt., 11/14/65
 5 John Brodie, vs. S.F., 11/28/65
 5 Gary Danielson, @ Det., 12/9/78
 5 John Elway, @ Den., 11/18/84
 5 Brett Favre, @ G.B., 9/21/97
 5 Brad Johnson, @ T.B., 11/3/02
 5 Drew Brees, vs. N.O., 12/18/11

Most Games, Four or More Touchdown
Passes, Career

- 9 Tommy Kramer, 1977-89
 7 Fran Tarkenton, 1961-66, 1972-78
 6 Daunte Culpepper, 1999-05

Most Games, Four or More Touchdown
Passes, Season

- 4 Randall Cunningham, 1998
 4 Daunte Culpepper, 2004
 3 Fran Tarkenton, 1961
 3 Tommy Kramer, 1981

Most Consecutive Games,
Four or More Touchdown Passes

- 2 Tommy Kramer, 1981
 2 Warren Moon, 1995
 2 Randall Cunningham, 1998
 2 Randall Cunningham, 1998
 2 Daunte Culpepper, 2004

Most Consecutive Games, Touchdown Pass

- 24 Daunte Culpepper, 2000-01
 21 Daunte Culpepper, 2003-04
 15 Brad Johnson, 1996-97
 13 Fran Tarkenton, 1974-75

HAD INTERCEPTED
Career

- 194 Fran Tarkenton, 1961-66, 1972-78
 157 Tommy Kramer, 1977-89
 86 Daunte Culpepper, 1999-2005

Season

- 32 Fran Tarkenton, 1978
 26 Tommy Kramer, 1985
 25 Fran Tarkenton, 1962

Game

- 5 Many Times, last time by Daunte Culpepper, @ Cin., 9/18/05

Game, Opponent

- 6 Vinny Testaverde, @ T.B., 10/23/88
 5 Billy Wade, @ Chi., 11/11/62
 5 Kim McQuilken, vs. Atl., 11/9/75
 5 Eric Hippz, vs. Det., 9/25/83
 5 Ryan Fitzpatrick, vs. St. L., 12/11/05

Consecutive Attempts, No Interceptions

- 193 Warren Moon, 1995
 162 Randall Cunningham, 1997-98
 159 Brett Favre, 2009
 156 Rich Cannon, 1990-91

Most Attempts, No Interceptions, Game

- 63 Rich Cannon, @ N.E., 10/20/91

Most Attempts, No Interceptions, Game, Opponent

- 70 Drew Bledsoe, @ N.E., 11/13/94

LOWEST PERCENTAGE
PASSES INTERCEPTED
Career (1,500 att.)

- 2.9 Brad Johnson, 1992-98, 2005-06 (1,670-48)
 3.3 Daunte Culpepper, 1999-05, (2,607-86)

4.2 Fran Tarkenton, 1961-66, 1972-78 (4,569-194)

Season (qualifiers)

1.1 Sean Salisbury, 1992 (175-2)
1.3 Brett Favre, 2009 (531-7)
1.3 Tarvaris Jackson, 2008 (149-2)
1.4 Brad Johnson, 2005, (294-4)
1.7 Rich Gannon, 1991 (354-6)

Season, Rookie (qualifiers)

45. Christian Ponder, 2011 (291-13)
6.1 Fran Tarkenton, 1961 (280-17)

TIMES SACKED

Career

417 Fran Tarkenton, 1961-66, 1972-78
248 Tommy Kramer, 1977-89
228 Daunte Culpepper, 1993-05

Season

47 Daunte Culpepper, 2002
46 Fran Tarkenton, 1964
46 Daunte Culpepper, 2004
45 Fran Tarkenton, 1962

Game

11 Archie Manning, @ Chi., 10/28/84
9 Fran Tarkenton, @ Chi., 12/17/61
9 Fran Tarkenton, vs. Balt., 9/23/62
9 Fran Tarkenton, vs. Det., 10/11/64
9 Daunte Culpepper, @ Atl., 10/12/05

Game, Opponent

9 Bill Munson, vs. Det., 10/6/68
9 Bobby Douglass, vs. Chi., 11/2/69
9 Randy Johnson, @ Atl., 12/20/70
9 Jim Harbaugh, @ Chi., 10/25/93

Highest Attempts/Sack Ratio, Career (1,000 att.)

18.0 Warren Moon, 1994-95 (1,207-67)
16.7 Brad Johnson, 1992-98, '05-06 (1,670-100)
14.7 Tommy Kramer, 1977-89 (3,648-248)
12.4 Rich Gannon, 1987-92 (1,003-81)

Highest Attempts/Sack Ratio, Season (qualifiers)

31.2 Tommy Kramer, 1981 (593-19)
21.3 Randall Cunningham, 1998 (425-20)
20.6 Fran Tarkenton, 1974 (351-17)

PASS RECEIVING

RECEPTIONS

Most Seasons, Leading Team

10 Cris Carter, 1991-00
4 Anthony Carter, 1987-90

Most Consecutive Seasons, Leading Team

10 Cris Carter, 1991-00
4 Anthony Carter, 1987-90

Career

1,004 Cris Carter, 1990-01
587 Randy Moss, 1998-04, '10
498 Steve Jordan, 1982-94

Season

122 Cris Carter, 1994
122 Cris Carter, 1995
111 Randy Moss, 2003
106 Randy Moss, 2002

Season, Rookie

69 Randy Moss, 1998
60 Percy Harvin, 2009
51 Paul Flatley, 1963
51 Sammy White, 1976

Game

15 Rickey Young, @ N.E., 12/16/79
14 Cris Carter, @ Ariz., 10/2/94
12 Bob Grim, @ NYG, 10/31/71
12 Rickey Young, @ N.O., 9/3/78
12 Ted Brown, @ T.B., 9/5/81
12 Darrin Nelson, vs. S.D., 10/20/85
12 Cris Carter, vs. N.O., 11/6/94
12 Cris Carter, vs. Hou., 10/8/95
12 Cris Carter, @ Ariz., 11/12/95
12 Cris Carter, vs. N.O., 11/19/95
12 Cris Carter, @ S.F., 12/18/95
12 Jake Reed, @ Chi., 9/7/97
12 Randy Moss, @ Chi., 11/14/99
12 Melwede Moore, @ Hou., 10/10/04

Game, Rookie

9 Sammy White, vs. LA Rams, 9/19/76
9 Sammy White, @ Mia., 12/11/76

Game, Opponent

14 Jerry Rice, @ S.F., 12/18/95
13 James Wilder, @ T.B., 9/15/85
13 Peerless Price, vs. Buf., 9/15/02
12 Keith Jackson, @ Phil., 11/19/89
12 James Brooks, vs. Cin., 12/25/89

12 Brett Perriman, @ Det., 11/23/95
12 Eric Moulds, vs. Buf., 10/22/00
12 Peerless Price, @ Atl., 10/5/03
12 Laveranues Coles, vs. NYJ, 12/17/06

Most Consecutive Games, Pass Reception

111 Cris Carter, 1991-98
105 Anthony Carter, 1985-92
101 Randy Moss, 1998-04

Most Seasons 50 or More Pass Receptions

11 Cris Carter, 1991-01
6 Ahmad Rashad, 1976-81
6 Randy Moss, 1998-03
5 Steve Jordan, 1985-86, '88, '91, '93
5 Anthony Carter, 1988-91, '93

YARDS

Most Seasons Leading Team

6 Randy Moss, 1998-03
5 Anthony Carter, 1985, 1987-90
5 Cris Carter, 1991-95

Most Consecutive Seasons Leading Team

6 Randy Moss, 1998-03
5 Cris Carter, 1991-95
4 Gene Washington, 1967-70
4 Anthony Carter, 1987-90

Career

12,383 Cris Carter, 1990-01
9,316 Randy Moss, 1998-04, '10
7,635 Anthony Carter, 1985-93

Season

1,632 Randy Moss, 2003
1,437 Randy Moss, 2000
1,413 Randy Moss, 1999
1,371 Cris Carter, 1995

Season, Rookie

1,313 Randy Moss, 1998
906 Sammy White, 1976
867 Paul Flatley, 1963

Game

210 Sammy White, vs. Det., 11/7/76
204 Randy Moss, @ Chi., 11/14/99
202 Paul Flatley, @ S.F., 10/24/65
201 Sidney Rice, vs. Det., 11/5/09

Game, Rookie

210 Sammy White, vs. Det., 11/7/76
190 Randy Moss, @ G.B., 10/5/98
174 Paul Flatley, vs. Det., 11/24/63

Game, Opponent

289 Jerry Rice, @ S.F., 12/18/95
201 Steve Smith, @ Car., 10/30/05
198 Billy Brooks, vs. Cin., 11/13/77

Longest Pass Reception (All TDs)

99 Bernard Berrian (from G. Ferrotte), vs. Chi., 11/30/08
89 Charley Ferguson (from F. Tarkenton), @ Chi., 11/11/62
86 Bernard Berrian (from G. Ferrotte), vs. Det., 10/12/08
85 Gene Washington (from J. Kapp), vs. St.L., 10/8/67
85 Qadry Ismail (from W. Moon), vs. Det., 9/10/95
83 Gene Washington (from J. Kapp), vs. Balt., 9/28/69
82 Jake Reed (from B. Johnson), @ Oak., 11/17/96
82 Randy Moss (from D. Culpepper), @ Det., 12/19/04
80 John Gilliam (from F. Tarkenton), vs. Hou., 10/13/74
80 Matthew Hatchette (from J. George), vs. S.F., 10/24/99
80 Michael Bennett (from T. Bouman), @ Pitt., (12/2/01)
80 Koren Robinson (from B. Johnson), @ Det., 12/4/05

Most Seasons, 1,000+ Yards Pass Receiving

8 Cris Carter, 1993-00
6 Randy Moss, 1998-03
4 Jake Reed, 1994-97

Most Games, 100+ Yards, Career

41 Randy Moss, 1998-04
40 Cris Carter, 1990-01
22 Anthony Carter, 1985-93

Most Games, 100+ Yards, Season

8 Randy Moss, 2000
8 Randy Moss, 2003
7 Randy Moss, 1999
7 Randy Moss, 2002
6 Cris Carter, 2000

Most Consecutive Games, 100+ Yards

4 Jake Reed, 1997
4 Cris Carter, 1999
16 Paul Flatley, 1963-67 (202-3,222)
4 Randy Moss, 2003

AVERAGE GAIN

Career (200+ receptions)

16.8 Hassan Jones, 1986-92 (222-3,733)
16.3 Sammy White, 1976-86 (393-6,400)
16.0 Paul Flatley, 1963-67 (202-3,222)
16.0 Anthony Carter, 1985-93 (478-7,635)

Season (25+ receptions)

24.3 Anthony Carter, 1987 (98-323)
22.2 John Gilliam, 1974 (26-577)
22.0 John Gilliam, 1972 (47-1,034)

Game (3+ receptions)

54.3 Randy Moss, @ Dal., 11/26/98 (3-163)
53.0 Leo Lewis, @ Wash., 11/2/86 (3-159)
44.0 Hassan Jones, @ Dal., 11/13/88 (3-132)

TOUCHDOWNS

Career

110 Cris Carter, 1990-01
92 Randy Moss, 1998-04, '10
52 Anthony Carter, 1985-93
50 Sammy White, 1976-86

Season

17 Cris Carter, 1995
17 Randy Moss, 1998
17 Randy Moss, 2003
15 Randy Moss, 2000
13 Cris Carter, 1997
13 Cris Carter, 1999
13 Randy Moss, 2004

Season, Rookie

17 Randy Moss, 1998

Game

4 Ahmad Rashad, vs. S.F., 9/2/79
3 Jerry Reichow, @ Chi., 12/17/61
3 Charley Ferguson, @ Chi., 11/11/62
3 Gene Washington, vs. Cleve., 11/9/69
3 Sammy White, @ Mia., 11/21/76
3 Sammy White, vs. Chi., 12/28/82
3 Cris Carter, vs. Mia., 9/25/94
3 Cris Carter, vs. Ind., 12/19/97
3 Randy Moss, @ Dal., 11/26/98
3 Randy Moss, vs. Chi., 12/6/98
3 Cris Carter, @ Chi., 11/14/99
3 Randy Moss, @ Det., 10/1/00
3 Randy Moss, vs. NYG, 11/19/01
3 Randy Moss, vs. S.F., 9/28/03
3 Marcus Robinson, vs. Cle., 11/27/05

Game, Opponent

3 Many times, last by Greg Jennings, vs. G.B., 11/21/10

Most Consecutive Games, Touchdown

7 Randy Moss, 1998
7 Cris Carter, 1999
6 Cris Carter, 1996-97
6 Cris Carter, 1998-99

RUSHING-RECEIVING

Most Seasons Leading Team

6 Chuck Foreman, 1973-78
4 Bill Brown, 1964-66, 1968
4 Adrian Peterson, 2007-10



Ahmad Rashad holds the team record with 4 receiving touchdowns in a game.

Most Consecutive Seasons Leading Team

- 6 Chuck Foreman, 1973-78
- 4 Adrian Peterson, 2007-10
- 3 Bill Brown, 1964-66
- 3 Ted Brown, 1980-82
- 3 Anthony Carter, 1987-89
- 3 Kris Carter, 1993-95

ATTEMPTS

Career

- 1,911 Bill Brown, 1962-74 (ru-1,627, re-284)
- 1,865 Chuck Foreman, 1973-79 (ru-1,529, re-336)
- 1,589 Robert Smith, 1993-00 (ru-1,411, re-178)
- 1,543 Adrian Peterson, 2007-11 (ru-1,406, re-137)

Season

- 384 Adrian Peterson, 2008 (ru-363, re-21)
- 357 Ted Brown, 1981 (ru-274, re-83)
- 357 Adrian Peterson, 2009 (ru-314, re-43)
- 353 Chuck Foreman, 1975 (ru-280, re-73)
- 345 Chester Taylor, 2006 (ru-303, re-42)

Season, Rookie

- 257 Adrian Peterson, 2007 (ru-238, re-19)
- 219 Chuck Foreman, 1973 (ru-182, re-37)
- 218 Alfred Anderson, 1984 (ru-201, re-17)

Game

- 39 Ted Brown, vs. T.B., 11/8/81 (ru-31, re-8)
- 37 Chuck Foreman, vs. S.D., 11/23/75 (ru-33, re-4)
- 35 Chuck Foreman, vs. NYJ, 10/12/75 (ru-25, re-9)
- 35 Scottie Graham, vs. K.C., 12/26/93 (ru-33, re-2)

Consecutive Attempts Without Fumble

- 532 Robert Smith, 9/8/96-10/25/98
- 399 Ted Brown, 10/18/81-9/8/83

YARDS

Career

- 12,407 Kris Carter, 1990-01 (ru-24, re-12,383)
- 9,475 Randy Moss, 1998-04, '10 (ru-153, re-9,316)
- 8,936 Chuck Foreman, 1973-79 (ru-5,879, re-3,057)
- 8,934 Bill Brown, 1962-74 (ru-5,757, re-3,177)

Season

- 1,885 Adrian Peterson, 2008 (ru-1,760, re-125)
- 1,869 Robert Smith, 2000 (ru-1,521, re-348)
- 1,819 Adrian Peterson, 2009 (ru-1,383, re-436)
- 1,761 Chuck Foreman, 1975 (ru-1,070, re-691)
- 1,757 Ted Brown, 1981 (ru-1,063, re-694)

Season, Rookie

- 1,609 Adrian Peterson, 2007 (ru-1,341, re-268)
- 1,317 Randy Moss, 1998 (re-1,313, ru-4)
- 1,163 Chuck Foreman, 1973 (ru-801, re-362)

Game

- 315 Adrian Peterson, vs. S.D., 11/4/07 (ru-296, re-19)
- 265 Chuck Foreman, @ Phil., 10/24/76 (ru-200, re-65)
- 256 Darrin Nelson, vs. G.B., 11/13/83 (ru-119, re-137)

PUNTING

PUNTS

Career

- 721 Greg Coleman, 1978-87
- 551 Chris Kluge, 2005-11
- 386 Mitch Berger, 1996-01
- 308 Harry Newsome, 1990-93

Season

- 93 Chris Kluge, 2006
- 91 Greg Coleman, 1983
- 90 Greg Coleman, 1979
- 90 Harry Newsome, 1993

Season, Rookie

- 73 Neil Clabo, 1975
- 71 Chris Kluge, 2005
- 63 Mike Mercer, 1961

Game

- 12 Greg Coleman, @ G.B., 11/21/82
- 11 Bucky Scribner, @ Cleve., 12/17/89
- 10 Neil Clabo, @ Det., 9/26/76
- 10 Greg Coleman, vs. Buf., 12/9/79
- 10 Mike Saxon, vs. G.B., 10/20/94
- 10 Chris Kluge, @ G.B., 12/21/06
- 10 Chris Kluge, vs. NYG, 12/13/10

Game, Opponent

- 12 Tom Blanchard, @ N.O., 11/16/75
- 11 King Hill, @ St. L., 10/19/69

Longest Punt

- 84 Harry Newsome, @ Pitt., 12/20/92
- 77 Mike Mercer, @ G.B., 9/16/62

Longest Punt, Opponent

- 82 Tommy Davis, @ S.F., 9/30/62
- 75 Boyd Dowler, vs. G.B., 10/22/61

AVERAGE GROSS YARDS

Career (200 punts)

- 44.4 Chris Kluge, 2005-11 (551-24,446)
- 43.8 Harry Newsome, 1990-93 (308-13,501)
- 43.5 Mitch Berger, 1996-01 (386-16,795)

Season (Qualifiers)

- 47.6 Chris Kluge, 2008 (73-3,473)
- 46.4 Bobby Walden, 1964 (72-3,341)
- 45.7 Chris Kluge, 2011 (77-3,517)

Season, Rookie

- 44.1 Chris Kluge, 2005 (71-3,130)
- 41.1 Neil Clabo, 1975 (73-2,997)
- 39.1 Eddie Johnson, 2003 (56-2,191)

Game (4 punts)

- 57.5 Chris Kluge, @ Det., 9/16/07 (4-230)
- 55.8 Mitch Berger, vs. Cin., 11/15/98 (4-222)
- 54.3 Chris Kluge, vs. T.B., 9/11/05 (4-217)

Game, Opponent (4 punts)

- 54.9 Mike Scifres, vs. S.D., 11/4/07
- 54.8 Tom Rouen, @ Det., 10/31/99
- 53.3 Mat McBriar, @ Dal., 10/21/07

AVERAGE NET YARDS

Career (200 punts)

- 38.2 Bobby Walden, 1964-67 (258-9,856)
- 36.9 Chris Kluge, 2005-11 (551-20,354)
- 35.3 Harry Newsome, 1990-92 (308-10,879)

Season

- 41.8 Bobby Walden, 1964 (72-3,010)
- 38.8 Bobby Walden, 1967 (75-2,910)
- 38.9 Chris Kluge, 2010 (83-3,228)

Game (4 punts)

- 48.2 Mitch Berger, vs. Cin., 11/15/98 (4-193)
- 47.8 Greg Coleman, vs. Pitt., 9/21/86 (4-191)
- 47.5 Chris Kluge, vs. Ar., 10/9/11 (4-190)

Game, Opponent (4 punts)

- 48.8 Britton Colquitt, vs. Den., 12/4/11 (6-293)

HAD BLOCKED

Career

- 3 Greg Coleman, 1978-87
- 2 Many Players

Season

- 2 Mike Mercer, 1961
- 2 Neil Clabo, 1975
- 2 Mike Wood, 1978
- 2 Bucky Scribner, 1988
- 2 Mitch Berger, 1996

Most Consecutive Punts, Non-Blocked

- 565 Greg Coleman, 1979-87

INSIDE 20

Career

- 180 Chris Kluge, 2005-11
- 154 Greg Coleman, 1978-87
- 109 Mitch Berger, 1996-01

Season

- 34 Chris Kluge, 2007
- 32 Chris Kluge, 2010
- 28 Greg Coleman, 1983
- 28 Mike Saxon, 1994
- 28 Chris Kluge, 2006

Game

- 5 Fred Cox, vs. LA Rams, 11/3/63
- 5 Mike Saxon, vs. N.O., 11/6/94
- 5 Mitch Berger, @ Chi., 9/15/96
- 5 Mitch Berger, @ Ind., 12/24/00
- 5 Chris Kluge, vs. Atl., 9/9/07

Fewest Touchbacks in a Season (Minimum 30 punts)

- 1 King Hill, 1968
- 2 John McCormick, 1962
- 2 Bobby Walden, 1967
- 2 Greg Coleman, 1984
- 3 Chris Kluge, 2011

PUNT RETURNS

Most Seasons Leading Team

- 5 Charlie West, 1968-72
- 5 Leo Lewis, 1987-91
- 5 David Palmer, 1994-98

Most Consecutive Seasons Leading Team

- 5 Charlie West, 1968-72
- 5 Leo Lewis, 1987-91
- 5 David Palmer, 1994-98

RETURNS

Career

- 194 Leo Lewis, 1981-91
- 162 David Palmer, 1994-00
- 123 Charlie West, 1968-73

Season

- 58 Leo Lewis, 1988
- 48 Kevin Miller, 1978
- 47 Manfred Moore, 1977

Season, Rookie

- 48 Kevin Miller, 1978
- 35 Keenan Howry, 2003
- 30 Leonard Willis, 1976
- 30 David Palmer, 1994

Game

- 8 Kevin Miller, @ LA Rams, 12/2/79
- 7 Manfred Moore, vs. G.B., 10/2/77
- 7 Kevin Miller, vs. Buf., 12/9/79
- 7 Nate Jacquet, vs. Chi., 11/25/01
- 7 Greg Camarillo, vs. Ari., 11/7/10

Game, Opponent

- 7 Johnnie Gray, @ G.B., 11/21/76
- 7 Robbie Martin, vs. Det., 10/21/84
- 7 Evan Cooper, @ Phil., 12/1/85
- 7 Charles Woodson, @ G.B., 12/21/06

FAIR CATCHES

Career

- 96 David Palmer, 1994-00
- 91 Leo Lewis, 1981-91
- 75 Bobby Byant, 1967-80

Season

- 27 Leo Lewis, 1989
- 20 David Palmer, 1996
- 20 Greg Camarillo, 2010
- 20 Marcus Sherels, 2011

Game

- 5 Billy Butler, vs. Balt., 11/17/63
- 7 Robbie Martin, vs. Det., 10/21/84
- 5 Greg Camarillo, @ NYJ, 10/11/10
- 5 Marcus Sherels, vs. Chi., 1/1/12

Game, Opponent

- 5 Will Blackmon, vs. NYG, 12/13/10

YARDS GAINED

Career

- 1,812 Leo Lewis, 1981-91
- 1,610 David Palmer, 1994-00
- 820 Charlie West, 1968-73

Season

- 550 Leo Lewis, 1988
- 446 Leo Lewis, 1989
- 444 David Palmer, 1997

Season, Rookie

- 247 Keenan Howry, 2003
- 239 Kevin Miller, 1978
- 212 Eric Guilford, 1993

Game

- 107 Charlie West, vs. Wash., 11/3/68
- 101 Leo Lewis, vs. T.B., 10/1/89
- 98 Leo Lewis, vs. Atl., 11/22/87
- 98 Leo Lewis, vs. Chi., 12/19/88

Game, Opponent

- 176 Reggie Bush, @ N.O., 10/6/08
- 131 Dexter Carter, @ S.F., 10/3/93
- 109 Karl Williams, vs. T.B., 12/15/96

Longest Punt Return

- 98 Charlie West, vs. Wash., 11/3/68 (td)
- 91 Nate Burleson, @ Ind., 11/8/04 (td)
- 82 Bernard Berrian, @ Ari., 12/14/08 (td)
- 81 Hugh McElhenry, @ Chi., 12/17/61 (td)
- 81 Bob Grim, vs. NYG, 11/5/67
- 78 Leo Lewis, vs. Atl., 11/22/87 (td)
- 76 Ed Sharrockman, vs. LA Rams, 10/16/66
- 74 David Palmer, @ Det., 11/23/95 (td)
- 71 Melwede Moore, @ NYG, 11/13/05 (td)

Longest Punt Return, Opponent (All TDs)

- 89 Devin Hester, @ Chi., 10/14/07
- 87 Eddie Payton, @ Det., 12/17/77
- 80 Randall Cobb, @ G.B., 11/14/11

AVERAGE YARDAGE

- 10.4 Melwede Moore, 2004-07 (74-768)
- 9.9 David Palmer, 1994-00 (162-1,610)
- 9.3 Leo Lewis, 1981-91 (194-1,812)

Season (Qualifiers)

- 13.2 David Palmer, 1995 (26-342)
- 13.1 David Palmer, 1997 (34-444)
- 12.5 Leo Lewis, 1987 (22-275)

Season, Rookie (Qualifiers)

- 10.4 Tommy Mason, 1961 (14-146)
- 10.0 Charlie West, 1968 (20-201)
- 7.9 Nick Davis, 2002 (24-190)

Game (3 returns)

- 35.6 Charlie West, vs. Wash., 11/3/68 (3-107)
- 29.0 Melwede Moore, @ NYG, 11/13/05 (3-87)
- 26.0 Troy Walters, vs. Det., 11/30/00 (3-78)

KICKOFF
EXECUTIVES
STAFF
COACHES
PLAYERS
ROOKIES
2011 SEASON
RECORDS
PLAYOFF RECORDS
HISTORY
EXTRA POINTS

Game, Opponent (3 returns)

35.2 Reggie Bush @ N.O., 10/6/08 (5-176)

TOUCHDOWNS

Career

- 2 David Palmer, 1994-00
- 2 Melwede Moore, 2004-07
- 1 Billy Butler, 1962-64
- 1 Leo Lewis, 1981-91
- 1 Hugh McElhenny, 1961-62
- 1 Charlie West, 1968-73
- 1 Randy Moss, 1998-04, *10
- 1 Nate Burleson, 2003-05
- 1 Bernard Berrian, 2008-11

Season

- 1 Hugh McElhenny, 1961
- 1 Billy Butler, 1963
- 1 Charlie West, 1968
- 1 Leo Lewis, 1987
- 1 David Palmer, 1995
- 1 David Palmer, 1996
- 1 Randy Moss, 1999
- 1 Nate Burleson, 2004
- 1 Melwede Moore, 2005
- 1 Melwede Moore, 2006
- 1 Bernard Berrian, 2008

Game

- 1 Hugh McElhenny, @ Chi., 12/17/61
- 1 Billy Butler, vs. S.F., 9/29/63
- 1 Charlie West, vs. Wash., 11/3/68
- 1 Leo Lewis, vs. Atl., 11/22/87
- 1 David Palmer, @ Det., 11/23/95
- 1 David Palmer, @ NYG, 9/29/96
- 1 Randy Moss, @ K.C., 12/12/99
- 1 Nate Burleson, @ Ind., 11/8/04
- 1 Melwede Moore, @ NYG, 11/13/05
- 1 Melwede Moore, vs. A.E., 10/30/06
- 1 Bernard Berrian, @ N.E., 12/14/08

KICKOFF RETURNS

Most Seasons Leading Team

- 5 Darrin Nelson, 1983-84, '89, '91-92
- 4 Qadry Ismail, 1993-96

Most Consecutive Seasons Leading

- 4 Qadry Ismail, 1993-96
- 3 Billy Butler, 1962-64
- 3 Brent McClanahan, 1973-75
- 3 Percy Harvin, 2009-11

RETURNS

Career

- 159 Darrin Nelson, 1982-89, 1991-92
- 147 Qadry Ismail, 1993-96
- 145 David Palmer, 1994-00

Season

- 53 Eddie Payton, 1980
- 53 George "Buster" Rhymes, 1985
- 50 David Palmer, 1998

Season, Rookie

- 53 Buster Rhymes, 1985
- 42 Qadry Ismail, 1993
- 42 Percy Harvin, 2009
- 40 Kevin Miller, 1978

Game

- 9 Nate Jacquet, @ Phi., 11/11/01
- 8 Qadry Ismail, @ Det., 11/23/95
- 8 Troy Walters, vs. G.B., 12/17/00
- 8 Troy Walters, @ N.O., 10/7/01
- 8 Nate Jacquet, vs. Jack., 12/23/01
- 8 Bethel Johnson, vs. StL., 12/31/06
- 8 Lorenzo Booker, vs. Chi., 12/20/10

Game, Opponent

- 8 Vernon Turner, @ T.B., 10/30/94
- 8 Tyrone Hughes, @ N.O., 11/19/95
- 8 Roell Preston, @ G.B., 10/5/98
- 8 Corey Harris, @ Balt., 12/13/98
- 8 Charlie Rogers, vs. Buf., 9/15/02
- 8 Almad Bradshaw, @ NYG, 11/25/07
- 8 Domenik Hixon, vs. NYG, 1/3/10

YARDS

Career

- 3,619 Darrin Nelson, 1982-89, 1991-92
- 3,274 David Palmer, 1994-00
- 3,273 Qadry Ismail, 1993-96

Season

- 1,345 Buster Rhymes, 1985
- 1,221 Koren Robinson, 2005
- 1,184 Eddie Payton, 1980

Season, Rookie

- 1,345 Buster Rhymes, 1985
- 1,156 Percy Harvin, 2009
- 902 Qadry Ismail, 1993

Game

- 237 Nate Jacquet, @ Phi., 11/11/01
- 225 Bethel Johnson, vs. StL., 12/31/06
- 216 Robert Smith, @ Det., 12/17/94

Game, Opponent

- 256 Roell Preston, @ G.B., 10/5/98
- 243 Corey Harris, @ Balt., 12/13/98
- 242 Vernon Turner, @ T.B., 10/30/94

Longest Kickoff Return

- 104 Aundrea Allison, vs. Det., 12/2/07 (td)
- 104 Percy Harvin, at Atl., 11/27/11
- 103 Percy Harvin, @ S.D., 9/11/11 (td)
- 101 Lance Rentzel, vs. Balt., 11/14/65 (td)
- 101 Percy Harvin, vs. S.F., 9/27/09 (td)
- 99 Eddie Payton, vs. Oak., 9/14/81 (td)
- 96 Clinton Jones, vs. NYG 11/5/67 (td)
- 95 Percy Harvin, vs. Dal., 10/17/10 (td)
- 93 Herschel Walker, @ Phi., 11/19/89 (td)
- 92 Dave Osborn, @ LA Rams, 10/3/65

Longest Kickoff Return, Opponent (All TDs)

- 103 Abe Woodson, @ S.F., 9/29/63
- 101 Don McCall, @ Pitt., 11/23/69
- 101 Dave Hampton, @ G.B., 10/4/70
- 101 Roell Preston, @ G.B., 10/5/98

AVERAGE YARDAGE

Career (75 returns)

- 26.6 Percy Harvin, 2009-11 (98-2,609)
- 25.5 Charlie West, 1968-73 (78-1,991)
- 24.8 Clinton Jones, 1967-72 (89-2,209)
- 22.8 Darrin Nelson, 1982-89, '91-92 (159-3,619)

Season (Qualifiers)

- 28.7 Aundrea Allison, 2007 (20-574)
- 27.5 Percy Harvin, 2009 (42-1,156)
- 26.3 John Gilliam, 1972 (14-369)

Season, Rookie (Qualifiers)

- 28.7 Aundrea Allison, 2007 (20-574)
- 27.5 Percy Harvin, 2009 (42-1,156)
- 26.2 Lance Rentzel, 1965 (23-602)

Game (3 returns)

- 48.0 Aundrea Allison, vs. Det., 12/2/07 (3-144)
- 45.0 Percy Harvin, vs. S.F., 9/27/09 (4-180)
- 44.7 Percy Harvin, vs. Dal., 10/17/10 (3-134)

Game, Opponent (3 returns)

- 57.0 Tyrone Hughes, vs. N.O., 11/28/93 (3-171)
- 45.8 Michael Lewis, @ N.O., 12/15/02 (4-183)

TOUCHDOWNS

Career

- 4 Percy Harvin, 2009-11

Season

- 2 Percy Harvin, 2009

Game

- 1 15 times, last by Percy Harvin, at S.D., 9/11/11

Game, Opponent

- 1 Many times, last by Devin Hester, at Chi., 10/16/11

COMBINED KICK RETURNS

MOST RETURNS

Career

- 307 David Palmer, 1994-00 (p-162, k-145)
- 202 Leo Lewis, 1981-91 (p-194, k-8)
- 201 Charlie West, 1968-73 (p-123, k-78)

Season

- 88 Kevin Miller, 1978 (p-48, k-40)
- 87 Eddie Payton, 1980 (p-34, k-53)
- 78 David Palmer, 1998 (p-28, k-50)

Game

- 11 David Palmer, vs. G.B., 12/1/97 (p-5, k-6)
- 10 Darrin Nelson, vs. Chi., 11/25/84 (p-3, k-7)

Game, Opponent

- 10 Tyrone Hughes, vs. Chi., 11/9/97 (p-5, k-5)

YARDS GAINED

Career

- 4,884 David Palmer, 1994-00 (p-1,610, k-3,274)
- 3,932 Darrin Nelson, 1982-89, 1991-92 (p-313, k-3,619)
- 3,273 Qadry Ismail, 1993-96 (k-3,273)

Season

- 1,465 David Palmer, 1998 (p-289, k-1,176)
- 1,435 Eddie Payton, 1980 (p-251, k-1,184)
- 1,345 Buster Rhymes, 1985 (p-0, k-1,345)

Game

- 237 Nate Jacquet, @ Phi., 11/11/01 (p-0, k-237)
- 225 Bethel Johnson, vs. StL., 12/31/06 (p-0, k-225)
- 217 Jimmy Edwards, vs. Chi., 10/21/79 (p-46, k-171)

Game, Opponent

- 289 Eddie Payton, @ Det., 12/17/77 (p-105, k-184)

TOUCHDOWNS

Career

- 4 Percy Harvin, 2009-11 (p-0, k-4)
- 3 David Palmer, 1994-00 (p-2, k-1)
- 2 Melwede Moore, 2004-07 (p-2, k-0)

Season

- 2 Percy Harvin, 2009 (k-2)

Game

- 1 Many times, last by Percy Harvin, at S.D., 9/11/11

Game, Opponent

- 2 Eddie Payton, @ Det., 12/17/77 (p-1,k-1)
- 2 Reggie Bush, @ N.O., 10/6/08 (p-2)

COMBINED NET YARDS

Rushing, receiving, interception returns, kickoff returns, punt returns and fumble returns

Most Seasons Leading Team

- 6 Chuck Foreman, 1973-78
- 4 Bill Brown, 1964-66, 1968

Consecutive Seasons Leading Team

- 6 Chuck Foreman, 1973-78
- 3 Many times, last by Percy Harvin, 2009-11

ATTEMPTS

Career

- 1,931 Bill Brown, 1962-74
- 1,867 Chuck Foreman, 1973-79
- 1,609 Robert Smith, 1993-90

Season

- 385 Adrian Peterson, 2008
- 357 Ted Brown, 1981
- 357 Adrian Peterson, 2009

Game

- 39 Ted Brown vs. T.B., 11/8/81 (ru-31, re-8)
- 37 Chuck Foreman vs. S.D., 11/23/75 (ru-33, re-4)
- 35 Chuck Foreman vs. NYJ, 10/12/75 (ru-25, re-9, rt-1)
- 35 Scottie Graham, vs. K.C., 12/26/93 (ru-33, re-2)
- 35 Michael Bennett, vs. Chi. 10/27/02 (ru-29, re-6)

YARDS

Career

- 12,410 Cris Carter, 1990-01
- 10,365 Darrin Nelson, 1982-89, 1991-92
- 9,670 Randy Moss, 1998-04, '10

Season

- 2,081 Percy Harvin, 2009 (ru-135, re-790, rt-1,156)
- 2,051 Herschel Walker, 1990 (ru-770, re-315, rt-966)
- 2,021 Adrian Peterson, 2007 (ru-1,341, rt-412, re-268)

Season, Rookie

- 2,081 Percy Harvin, 2009 (ru-135, re-790, rt-1,156)
- 2,021 Adrian Peterson, 2007 (ru-1,341, rt-412, re-268)
- 1,514 Alfred Anderson, 1984 (ru-773, rt-639, re-102)

Game

- 361 Adrian Peterson, @ Chi., 10/14/07 (ru-224, rt-128, re-9)
- 315 Adrian Peterson, vs. S.D., 11/4/07 (ru-296, re-19)
- 278 Darrin Nelson, vs. G.B., 11/13/83 (ru-119, re-137, rt-22)

INTERCEPTIONS BY

Most Seasons Leading Team

- 4 Ed Sharockman, 1962-63, 1965, 1970
- 4 Bobby Bryant, 1968, 1972, 1977-78
- 4 Joey Browner, 1967, 1989-91

Most Consecutive Seasons Leading Team

- 3 Joey Browner, 1989-91
- 3 Darren Sharper, 2005-07

Career

- 53 Paul Krause, 1968-79
- 51 Bobby Bryant, 1967-80
- 40 Ed Sharockman, 1962-72

Season

- 10 Paul Krause, 1975
- 9 Orlando Thomas, 1995
- 9 Brian Russell, 2003

9	Darren Sharper, 2005
8	Bobby Bryant, 1969
8	Issiac Holt, 1986
8	Carl Lee, 1988
8	Audray McMillian, 1992
8	Corey Chavous, 2003
Season, Rookie	
9	Orlando Thomas, 1995
6	George Rose, 1964
5	Rip Hawkins, 1961
Game	
3	Many times, last time by Darren Sharper, @ NYG, 11/13/05
Game, Opponent	
3	Many times, last time by Deltha O'Neal, @ Cin., 9/18/05

Consecutive Games With Interception	
6	Paul Krause, 1968
6	Brian Russell, 2003
4	Issiac Holt, 1986
4	Carl Lee, 1988
4	Orlando Thomas, 1995
YARDS	
Career	
852	Paul Krause, 1968-79
804	Ed Sharockman, 1962-72
749	Bobby Bryant, 1967-80
Season	
276	Darren Sharper, 2005
242	Jimmy Hitchcock, 1998
236	Charlie West, 1971
Season, Rookie	
135	Dewayne Washington, 1994
108	Orlando Thomas, 1995
85	Tim Newton, 1985
Game	
123	Darren Sharper, @ NYG, 11/13/05
112	Dwight Smith, @ NYG, 11/25/07
97	Reggie Rutland, vs. LA Rams, 12/15/91
Game, Opponent	
151	Tommy Myers, @ N.O., 9/3/78
116	Marcus Turner, @ NY Jets, 11/20/94

Longest Returns	
97	Reggie Rutland, vs. LA Rams, 12/15/91 (td)
94	Walker Lee Ashley, vs. Chi., 12/19/88 (td)
93	Dwight Smith, @ NYG, 11/25/07 (td)
92	Darren Sharper, @ NYG, 11/13/05 (td)
90	Issiac Holt, vs. Det., 10/8/89 (td)
89	Charlie West, @ Chi., 12/19/71
88	Darren Sharper, vs. T.B., 9/11/05 (td)
84	Jack Del Rio, @ Chi., 11/2/92 (td)
81	Dewayne Washington, @ Chi., 9/18/94 (td)
81	Paul Krause, vs. S.D., 11/23/75
Longest Return, Opponent (all TDs)	
100	Barry Wilburn, vs. Wash., 12/26/87
97	Tommy Myers, @ N.O., 9/3/78

TOUCHDOWNS	
Career	
3	Rip Hawkins, 1961-65
3	Ed Sharockman, 1962-72
3	Bobby Bryant, 1967-80
3	Joey Browner, 1983-91
3	Audray McMillian, 1989-93
3	Dewayne Washington, 1994-97
3	Jimmy Hitchcock, 1998-99
3	Darren Sharper, 2005-08
Season	
3	Jimmy Hitchcock, 1998
2	Rip Hawkins, 1964
2	Carl Lee, 1988
2	Audray McMillian, 1992
2	Anthony Parker, 1994
2	Dewayne Washington, 1994
2	Darren Sharper, 2005
2	Kevin Williams, 2007

FUMBLES	
OPPONENTS' FUMBLES RECOVERED	
Career	
29	Jim Marshall, 1961-79
23	Carl Eller, 1964-78
19	Matt Blair, 1974-85
18	Alan Page, 1967-78
Season	
9	Don Hultz, 1963
7	Alan Page, 1970
Game	
3	Joey Browner, vs. S.F., 9/8/85
2	Many times, last by Brian Robison, vs. Buf., 12/5/10

Longest Fumble Returns (All TDs)	
94	Dwayne Rudd, vs. Chi., 12/6/98
88	Ed Sharockman, @ Det., 12/9/62
77	Kevin Williams, vs. Jack., 11/28/04
70	Paul Krause, @ Det., 12/14/75
65	Alan Page, @ Chi., 10/11/70
65	Willie Teal, @ Phil., 12/1/85
Longest Fumble Returns, Opponents (All TDs)	
99	Adrian Wilson, vs. Ari., 11/26/06
90	Aeneas Williams, @ St. L., 11/30/03
80	Bobby Jackson, vs. NY Jets, 12/26/82

OPPONENTS' FUMBLES RETURNED FOR TOUCHDOWNS	
Career	
2	Roy Winston, 1962-76
2	Paul Krause, 1968-79
2	Charlie Johnson, 1982-84
2	Chris Martin, 1983-88
2	Henry Thomas, 1987-92
2	Anthony Parker, 1992-94
2	Orlando Thomas, 1995-01
2	Dwayne Rudd, 1997-00
2	Kevin Williams, 2003-10
2	Antoine Winfield, 2004-10
Season	
2	Dwayne Rudd, 1998

SACKS	
Most Seasons Leading Team	
9	John Randle, 1991, 1993-00
6	Jim Marshall, 1961-66
6	Alan Page, 1967-68, 1971, 1975-77
6	Chris Doleman, 1987-90, 1992-93
Most Consecutive Seasons Leading Team	
8	John Randle, 1993-00
6	Jim Marshall, 1961-66
4	Doug Martin, 1980-83
4	Chris Doleman, 1987-90
4	Jared Allen, 2008-11
TOTAL SACKS	
Career	
130	Carl Eller, 1964-78
127	Jim Marshall, 1961-70
114	John Randle, 1991-00
Season	
22	Jared Allen, 2011
21	Chris Doleman, 1989
18	Alan Page, 1976
18	Keith Millard, 1989
Season, Rookie	
11.0	Keith Millard, 1985
10.5	Kevin Williams, 2003
8.5	Alan Page, 1967
Game	
5.0	Randy Holloway, vs. Atl., 9/16/84
4.5	Jared Allen, vs. B., 10/5/09
4.0	Many times, last by Kevin Williams, vs. Det., 10/12/08
Game, Rookie	
3.0	Kevin Williams, @ Ari., 12/28/03
2.5	Gerald Robinson, vs. Chi., 10/19/86
Game, Opponent	
4.0	Many times, last by Peter Boulware, @ Balt., 1/7/02

TACKLES	
COMBINED TACKLES (DEFENSE & SPECIAL TEAMS TACKLES)	
Career	
1,981	Scott Studwell, 1977-90
1,452	Matt Blair, 1974-85
1,382	Jeff Siemon, 1972-82
DEFENSIVE TACKLES	
Career	
1,928	Scott Studwell, 1977-90
1,404	Matt Blair, 1974-85
1,375	Jeff Siemon, 1972-82
Season	
230	Scott Studwell, 1981
229	Jeff Siemon, 1978
220	Matt Blair, 1981
Game	
24	Scott Studwell, @ Det., 11/17/85
22	Chad Greenway, vs. Oak., 11/20/11
21	Scott Studwell, @ Pitt., 9/24/89
21	Ed McDaniel, @ G.B., 9/4/94

SOLO COMBINED TACKLES	
Career	
1,308	Scott Studwell, 1977-90
1,008	Jeff Siemon, 1972-82
986	Matt Blair, 1974-85
Season	
170	Jeff Siemon, 1978
156	Scott Studwell, 1981
153	Scott Studwell, 1980
Game	
18	Rip Hawkins, vs. Det., 11/18/62
18	Rip Hawkins, vs. S.F., 12/2/62
17	Rip Hawkins, vs. Balt., 11/12/61

ASSISTED COMBINED TACKLES	
Career	
673	Scott Studwell, 1977-90
466	Matt Blair, 1974-85
386	Fred McNeill, 1974-85
Season	
97	Scott Studwell, 1985
88	Mike Merrinweather, 1991
83	Scott Studwell, 1983
Game	
13	Wally Hilgenberg, @ Chi., 10/23/72
13	Scott Studwell, vs. T.B., 9/30/90

SPECIAL TEAMS TACKLES	
Career	
147	Chris Walsh, 1994-02
140	Harold Morrow, 1996-02
120	Walker Lee Ashley, 1983-88
113	Keith Nord, 1979-85
113	Heath Farwell, 2005-10
Season	
38	Joey Browner, 1989
35	Nate Allen, 1977
32	Harold Morrow, 1997
32	Heath Farwell, 2007
Game	
7	Heath Farwell, @ NYG, 11/25/07
6	Wymon Henderson, vs. Det., 11/6/88

BLOCKED KICKS	
Career	
20	Matt Blair, 1974-85
16	Alan Page, 1967-78
10	Tim Irwin, 1981-93
9	Carl Eller, 1964-78
Season	
5	Alan Page, 1976
5	Matt Blair, 1979
Game	
2	Alan Page, vs. Pitt., 10/4/76
2	Matt Blair, vs. Dal., 10/7/79
2	Matt Blair, @ G.B., 11/11/79
2	Matt Blair, vs. Oak., 9/14/81
2	Tim Irwin, @ Atl., 12/15/85
2	Neil Elshire, @ Wash., 11/2/86
2	Tim Irwin, @ Den., 11/14/93
Game, Opponent	
1	Many times, last time by Julius Peppers, vs. Chi., 1/1/12



Matt Blair holds the team record with 20 career blocked kicks.

VIKINGS BIG DAYS

RUSHING

296	Adrian Peterson vs. S.D., 11/4/07 (30 att.)
224	Adrian Peterson @ Chi., 10/14/07 (20 att.)
200	Chuck Foreman @ Phil., 10/24/76 (28 att.)
192	Adrian Peterson vs. G.B., 11/9/08 (30 att.)
180	Adrian Peterson @ Cle., 9/13/09 (25 att.)
179	Ted Brown @ G.B., 10/23/83 (29 att.)
179	Robert Smith @ St. Louis, 9/13/98 (23 att.)
175	Adrian Peterson vs. G.B., 10/23/11 (24 att.)
172	Terry Allen @ Pitt., 12/20/92 (33 att.)
170	Robert Smith @ Chi., 10/15/00 (15 att.)
169	Robert Smith @ Buf., 8/31/97 (16 att.)
168	Chester Taylor @ Sea., 10/22/06 (24 att.)
167	Michael Bennett vs. NYG, 11/10/02 (15 att.)
166	Scottie Graham vs. K.C., 12/26/99 (33 att.)
165	Adrian Peterson @ Ari., 12/14/08 (28 att.)
164	Chester Taylor vs. Oak., 11/18/07 (22 att.)
160	Robert Smith vs. Ind., 12/21/97 (17 att.)
160	Adrian Peterson vs. Ind., 9/14/08 (29 att.)
160	Adrian Peterson vs. Det., 9/26/10 (23 att.)
159	Terry Allen @ Chi., 9/18/94 (22 att.)
156	Chuck Foreman @ Det., 12/18/77 (33 att.)
155	Dave Osborn vs. G.B., 12/3/67 (21 att.)
155	Clinton Jones vs. Atl., 11/28/71 (22 att.)
150	Chuck Foreman vs. Chi., 10/16/77 (26 att.)
148	Chuck Foreman vs. Pitt., 10/4/76 (27 att.)
148	Herschel Walker vs. G.B., 10/15/89 (18 att.)
148	Robert Smith @ Dal., 11/23/00 (21 att.)
148	Onterio Smith @ Chi., 12/14/03 (27 att.)
146	Tommy Mason vs. Balt., 11/7/63 (12 att.)
146	Darrin Nelson vs. G.B., 11/10/85 (21 att.)
146	Robert Smith @ NYG, 12/26/99 (16 att.)
146	Onterio Smith vs. K.C., 12/20/03 (21 att.)
145	Adrian Peterson vs. Mia., 9/15/10 (28 att.)
143	Tommy Mason @ Balt., 12/16/62 (20 att.)
143	Adrian Peterson vs. Balt., 10/18/09 (22 att.)
140	Terry Allen @ G.B., 9/5/92 (12 att.)
139	Dave Osborn vs. Chi., 12/5/70 (29 att.)
139	Scottie Graham @ G.B., 12/19/93 (30 att.)
139	Adrian Peterson vs. Hou., 11/2/08 (25 att.)
138	Tommy Mason @ Det., 12/12/65 (16 att.)
138	Bill Brown @ Cle., 10/13/65 (26 att.)
138	Mewelde Moore vs. Tenn., 10/24/04 (20 att.)
137	Tommy Mason vs. Balt., 9/13/64 (20 att.)
137	Robert Smith vs. N.O., 11/18/98 (20 att.)
136	Chester Taylor vs. Ari., 11/26/06 (27 att.)
134	Robert Smith vs. Det., 10/25/98 (19 att.)
134	Robert Smith @ Det., 10/1/00 (16 att.)
133	Chuck Foreman vs. Cinn., 11/13/76 (29 att.)
133	Robert Smith @ T.B., 10/13/95 (18 att.)
133	Adrian Peterson vs. Det., 11/15/09 (18 att.)
132	Robert Smith vs. G.B., 9/21/97 (28 att.)
131	Adrian Peterson vs. Chi., 11/30/08 (28 att.)
131	Adrian Peterson @ G.B., 10/24/10 (28 att.)
130	Michael Bennett vs. G.B., 11/7/02 (19 att.)
129	Ted Brown vs. T.B., 11/8/81 (31 att.)
127	Chuck Foreman vs. S.D., 11/23/75 (33 att.)
127	Terry Allen vs. T.B., 11/3/91 (14 att.)
126	Herschel Walker @ Atl., 8/18/91 (25 att.)
126	Robert Smith vs. Phil., 9/28/97 (22 att.)
125	Artose Pinner @ Det., 9/23/84 (19 att.)
124	Tommy Mason vs. Pitt., 10/18/64 (31 att.)
124	Oscar Reed vs. Det., 11/12/72 (23 att.)
123	Raymond Hayes vs. LA Rams, 12/3/61 (18 att.)
123	Chester Taylor vs. Det., 10/8/06 (26 att.)
122	Chuck Foreman @ N.O., 9/3/78 (18 att.)
122	Darrin Nelson vs. Det., 11/3/85 (25 att.)
122	Robert Smith @ G.B., 11/9/00 (24 att.)
122	Mewelde Moore @ G.B., 11/21/05 (22 att.)
122	Adrian Peterson vs. Ari., 10/9/11 (29 att.)
121	Mel Triplett @ Chi., 12/17/61 (15 att.)
121	Adrian Peterson @ Chi., 10/19/08 (22 att.)
120	Alfred Anderson @ Det., 9/23/84 (19 att.)
120	Robert Smith vs. Car., 10/12/97 (23 att.)
120	Michael Bennett @ G.B., 12/8/02 (19 att.)
120	Adrian Peterson vs. T.B., 9/18/11 (25 att.)
119	Darrin Nelson vs. G.B., 11/13/83 (16 att.)
118	Dave Osborn @ Chi., 12/18/66 (19 att.)
118	Darrin Nelson vs. Cle., 10/26/86 (22 att.)
118	Darrin Nelson @ Dal., 11/26/87 (16 att.)
118	Robert Smith @ K.C., 12/12/99 (21 att.)
118	Adrian Peterson, @ Phi., 12/26/10 (22 att.)
117	Bill Brown vs. Ci., 10/16/65 (15 att.)
117	Chuck Foreman @ N.O., 11/16/75 (24 att.)
117	Robert Smith vs. Ari., 11/12/00 (20 att.)
116	Chuck Foreman vs. Chi., 9/23/73 (16 att.)
116	Adrian Peterson vs. Det., 12/2/07 (15 att.)
115	Bill Brown @ Dal., 9/25/66 (20 att.)

115	Dave Osborn vs. NYG, 11/5/67 (16 att.)
115	Robert Smith vs. Det., 10/31/93 (23 att.)
115	Robert Smith @ Pitt., 9/24/95 (15 att.)
115	Scottie Graham @ Cinn., 12/24/95 (25 att.)
115	Robert Smith vs. Det., 11/30/00 (17 att.)
114	Chuck Foreman @ Det., 10/17/73 (16 att.)
114	Michael Bennett @ G.B., 11/3/02 (10 att.)
113	Ted Brown @ Chi., 9/21/80 (22 att.)
113	Terry Allen vs. Mia., 9/25/94 (15 att.)
113	Terry Allen @ T.B., 10/30/94 (17 att.)
113	Robert Smith vs. Det., 9/1/96 (22 att.)
113	Michael Bennett vs. Tenn., 12/9/01 (16 att.)
113	Chester Taylor vs. Car., 9/17/06 (24 att.)
112	Adrian Peterson vs. G.C., 9/30/07 (12 att.)
112	Robert Smith vs. Det., 10/9/95 (20 att.)
111	Adrian Peterson vs. Det., 10/12/08 (25 att.)
109	Bill Brown vs. Chi., 9/29/68 (12 att.)
109	Ted Brown @ G.B., 9/27/81 (21 att.)
109	Robert Smith vs. Chi., 9/3/00 (14 att.)
109	Mewelde Moore @ N.O., 10/17/04 (15 att.)
109	Toby Gerhart @ Was., 12/24/11 (11 att.)
109	Joe Webb @ Det., 12/11/11 (7 att.)
108	Ted Brown @ Atl., 11/23/81 (16 att.)
108	Leroy Hoard vs. Oak., 11/17/96 (20 att.)
108	Moe Williams vs. Chi., 9/14/03 (21 att.)
107	Chuck Foreman vs. Det., 10/19/75 (22 att.)
107	Robert Smith vs. Chi., 10/10/99 (12 att.)
107	Adrian Peterson vs. Buf., 12/5/10 (16 att.)
106	Bill Brown @ Balt., 11/16/64 (14 att.)
106	Dave Osborn @ Chi., 10/12/69 (15 att.)
106	Michael Bennett vs. Chi., 10/27/02 (29 att.)
106	Michael Bennett vs. Det., 11/6/05 (18 att.)
105	Alfred Anderson @ Phi., 9/9/84 (20 att.)
105	Leroy Hoard vs. S.F., 10/24/99 (17 att.)
105	Adrian Peterson @ Det., 12/7/08 (22 att.)
104	Tony Galbreath @ Chi., 10/9/83 (16 att.)
104	Robert Smith vs. S.D., 11/28/99 (20 att.)
104	Michael Bennett @ G.B., 12/30/01 (25 att.)
103	Bill Brown vs. Balt., 9/13/64 (20 att.)
103	Bill Brown @ NYG, 12/6/64 (18 att.)
103	Dave Osborn @ Atl., 10/29/67 (19 att.)
103	Darrin Nelson vs. T.B., 11/5/87 (17 att.)
103	Herschel Walker vs. Den., 9/29/91 (12 att.)
103	Robert Smith vs. Wash., 10/18/98 (24 att.)
103	Robert Smith vs. Car., 11/19/00 (23 att.)
103	Michael Bennett vs. Sea., 12/7/03 (25 att.)
103	Adrian Peterson vs. Atl., 9/9/07 (19 att.)
103	Adrian Peterson @ G.B., 9/8/08 (19 att.)
103	Adrian Peterson vs. NYG, 12/28/08 (21 att.)
102	Chuck Foreman @ Chi., 10/27/75 (26 att.)
102	Chuck Foreman vs. Atl., 11/9/75 (26 att.)
102	Robert Smith vs. Car., 10/6/96 (27 att.)
102	Moe Williams vs. Buf., 9/15/02 (17 att.)
102	Adrian Peterson @ K.C., 9/23/07 (25 att.)
101	Tommy Mason @ G.B., 12/5/65 (21 att.)
101	Clinton Jones vs. Atl., 9/14/68 (17 att.)
101	Bill Brown vs. Det., 11/11/73 (19 att.)
101	Chuck Foreman @ G.B., 11/27/77 (26 att.)
101	Chuck Foreman @ Dal., 10/26/78 (22 att.)
101	Leroy Hoard vs. T.B., 12/15/96 (20 att.)
101	Robert Smith vs. Det., 12/14/97 (20 att.)
101	Mewelde Moore vs. N.O., 9/25/05 (23 att.)
101	Robert Smith vs. Jak., 12/20/98 (19 att.)
101	Chester Taylor @ S.F., 12/9/07 (8 att.)
100	Chuck Foreman vs. G.B., 12/8/73 (19 att.)
100	Chuck Foreman vs. Sea., 11/14/76 (17 att.)
100	Ted Brown vs. Dal., 11/8/83 (29 att.)
100	Terry Allen vs. G.B., 12/27/92 (20 att.)

Career 100-Yard Rushing Games

No. Player	W-L
27...Robert Smith.....22-7	
29...Adrian Peterson.....18-9	
17...Chuck Foreman.....16-1	
5...Michael Bennett.....5-4	
8...Bill Brown.....4-4	
7...Terry Allen.....7-0	
6...Tommy Mason.....2-4	
5...Dave Osborn.....3-3	
6...Ted Brown.....5-1	
5...Darrin Nelson.....3-3	
6...Chester Taylor.....6-0	
4...Herschel Walker.....3-1	
4...Mewelde Moore.....4-0	
3...Scottie Graham.....1-1	
3...Leroy Hoard.....3-0	
2...Clinton Jones.....2-0	
2...Alfred Anderson.....1-1	
2...Moe Williams.....1-1	
2...Onterio Smith.....1-1	

1....Ray Hayes.....0-0
1....Mel Triplett.....1-1
1....Oscar Reed.....1-0
1....Tony Galbreath.....1-0
1....Artose Pinner.....1-0
1....Toby Gerhart.....1-0
1....Joe Webb.....0-1

PASSING

490	Tommy Kramer @ Wash., 11/2/86 (20 of 35)
456	Tommy Kramer vs. Cleve., 12/14/80 (38 of 49)
449	Joe Kapp vs. Balt., 9/28/69 (28 of 43)
446	Brett Favre vs. Ari., 11/7/10 (36 of 47)
444	Tommy Kramer @ S.D., 10/11/81 (27 of 43)
442	Randall Cunningham @ G.B., 10/5/98 (20 of 32)
436	Tommy Kramer vs. Chi., 9/19/85 (28 of 55)
425	Daunte Culpepper @ N.O., 10/17/04 (26 of 37)
420	Warren Moon vs. N.O., 11/6/94 (33 of 57)
407	Fran Tarkenton @ S.F., 10/24/65 (21 of 34)
404	Daunte Culpepper @ Det., 12/19/04 (25 of 35)
400	Warren Moon vs. NY Jets, 11/20/94 (33 of 50)
396	Daunte Culpepper @ Oak., 11/16/03 (27 of 49)
395	Daunte Culpepper @ Hou., 10/10/04 (36 of 50)
395	Tommy Kramer vs. Atl., 9/7/80 (30 of 42)
392	Brett Favre vs. Chi., 11/29/09 (32 of 48)
391	Wade Wilson vs. Det., 11/6/88 (28 of 35)
386	Tommy Kramer @ T.B., 10/7/84 (27 of 47)
384	Warren Moon @ Det., 11/23/95 (30 of 47)
384	Tommy Kramer vs. N.O., 11/23/81 (38 of 55)
381	Christian Ponder vs. Den., 12/4/11 (29 of 47)
374	Wade Wilson @ T.B., 12/16/90 (24 of 39)
374	Jeff George @ Chi., 11/14/99 (25 of 44)
370	Daunte Culpepper @ S.D., 11/19/03 (32 of 44)
366	Sean Salisbury @ Den., 11/4/93 (19 of 37)
364	Randall Cunningham @ Oak., 9/19/99 (23 of 39)
363	Jeff George vs. S.D., 11/28/99 (28 of 43)
363	Daunte Culpepper @ G.B., 11/14/04 (27 of 44)
361	Steve Dilts @ T.B., 9/5/81 (37 of 62)
361	Wade Wilson vs. N.O., 12/21/86 (24 of 39)
360	Daunte Culpepper vs. Chi., 9/26/04 (19 of 30)
359	Randall Cunningham @ Dal., 11/26/98 (17 of 35)
357	Daunte Culpepper vs. Car., 11/19/00 (22 of 29)
355	Warren Moon @ Ari., 10/2/94 (29 of 47)
355	Daunte Culpepper vs. Mia., 9/10/00 (23 of 37)
349	Warren Moon @ N.E., 11/3/94 (26 of 42)
349	Randall Cunningham vs. Chi., 12/6/98 (21 of 31)
348	Todd Bouman vs. Tenn., 12/9/01 (21 of 31)
347	Fran Tarkenton @ Wash., 11/30/75 (27 of 37)
347	Fran Tarkenton vs. Det., 11/7/76 (17 of 25)
347	Sean Salisbury vs. S.D., 11/17/93 (29 of 47)
345	Randall Cunningham @ Balt., 12/13/98 (32 of 55)
344	Brett Favre vs. Det., 11/15/09 (20 of 29)
343	Tommy Kramer @ St.L., 10/25/81 (25 of 55)
343	Daunte Culpepper @ Phi., 9/20/04 (37 of 47)
342	Tommy Kramer vs. Chi., 11/28/82 (26 of 35)
342	Warren Moon @ Ariz., 11/12/95 (24 of 43)
339	Wade Wilson vs. Atl., 12/18/86 (22 of 33)
338	Warren Moon vs. N.O., 11/19/95 (25 of 32)
335	Wade Wilson @ T.B., 10/23/88 (22 of 30)
335	Daunte Culpepper vs. G.B., 12/17/00 (23 of 38)
334	Brad Johnson vs. T.B., 9/14/97 (29 of 44)
334	Brett Favre @ Pit., 10/25/09 (34 of 51)
333	Tommy Kramer vs. Det., 9/20/81 (25 of 42)
332	Warren Moon @ T.B., 10/15/95 (33 of 48)
332	Daunte Culpepper @ N.O., 10/7/01 (23 of 34)
330	Tommy Kramer @ Atl., 11/23/81 (24 of 47)
330	Daunte Culpepper @ St.L., 12/10/03 (33 of 47)
328	Tommy Kramer vs. NYJ, 12/26/82 (32 of 56)
327	Fran Tarkenton @ LA Rams, 10/16/66 (21 of 31)
326	Warren Moon vs. Mia., 9/25/94 (26 of 37)
324	Tommy Kramer vs. T.B., 11/16/80 (24 of 37)
322	Tommy Kramer @ S.F., 10/12/86 (26 of 47)
322	Daunte Culpepper vs. T.B., 9/30/01 (30 of 44)
321	Tommy Kramer vs. Phi., 12/22/85 (21 of 36)
321	Brett Favre @ Chi., 12/28/09 (26 of 40)
319	Fran Tarkenton @ LA Rams, 11/19/72 (14 of 28)
318	Rich Gannon @ Cinn., 9/27/92 (25 of 32)
317	Fran Tarkenton vs. N.O., 12/1/74 (20 of 29)
317	Rich Gannon @ N.E., 10/20/91 (35 of 63)
316	Fran Tarkenton @ Oak., 12/17/78 (23 of 38)
316	Brad Johnson vs. N.O., 11/8/98 (28 of 38)
316	Brett Favre vs. NYG, 1/13/10 (25 of 31)
315	Tommy Kramer @ Atl., 12/15/85 (22 of 43)
314	Steve Dilts @ St.L., 10/30/83 (27 of 38)
313	Daunte Culpepper @ T.B., 10/29/00 (29 of 53)
312	Brad Johnson @ NYJ, 11/23/97 (24 of 35)
312	Daunte Culpepper @ N.O., 12/15/02 (26 of 36)
312	Daunte Culpepper @ Det., 12/29/02 (21 of 29)
311	Fran Tarkenton vs. Chi., 9/20/64 (22 of 34)
311	Tommy Kramer vs. S.D., 10/20/85 (31 of 46)

309	Tommy Kramer vs. T.B., 12/8/85 (21 of 36)
309	Wade Wilson @ G.B., 11/26/89 (23 of 38)
309	Randall Cunningham vs. Chi., 10/10/99 (25 of 47)
308	Tommy Kramer @ N.E., 12/16/79 (35 of 61)
307	Fran Tarkenton @ N.O., 11/16/75 (25 of 39)
306	Warren Moon vs. Chi., 11/13/83 (27 of 48)
303	Steve Dils vs. G.B., 11/17/83 (21 of 37)
303	Wade Wilson vs. Cinn., 12/25/89 (19 of 35)
302	Daunte Culpepper vs. Ari., 11/12/00 (25 of 32)
01	Brett Favre vs. S.F., 9/27/04 (24 of 46)
300	Daunte Culpepper vs. N.O., 9/25/05 (21 of 29)

Career 300-Yard Passing Games

No. Player	W/L
19...	Tommy Kramer.....9-10
19...	Daunte Culpepper.....11-8
9...	Warren Moon.....5-5
9...	Fran Tarkenton.....6-3
7...	Brett Favre.....5-2
7...	Wade Wilson.....5-2
6...	Randall Cunningham...4-2
3...	Steve Dils.....0-3
3...	Brad Johnson.....1-2
2...	Rich Gannon.....1-1
2...	Sean Salisbury.....1-1
2...	Jeff George.....2-0
1...	Joe Kapp.....1-0
1...	Todd Bouman.....1-0
1...	Christian Ponder.....0-1

RECEIVING

210	Sammy White vs. Det., 11/7/76 (7 rec.)
204	Randy Moss @ Chi., 11/14/99 (12 rec.)
202	Paul Flatley @ S.F., 10/24/65 (7 rec.)
201	Sidney Rice vs. Det., 11/05/09 (7 rec.)
190	Randy Moss @ G.B., 10/5/98 (5 rec.)
188	Anthony Carter vs. Det., 11/6/88 (8 rec.)
184	Anthony Carter @ Dal., 11/26/87 (8 rec.)
179	Steve Jordan @ Wash., 11/25/86 (6 rec.)
177	Sammy White vs. Chi., 11/28/102 (9 rec.)
176	Sidney Rice vs. Bal., 10/18/09 (6 rec.)
174	Paul Flatley vs. Det., 11/24/63 (6 rec.)
172	Gene Washington vs. Balt., 9/28/69 (6 rec.)
172	Randy Moss vs. S.F., 9/28/03 (8 rec.)
171	Randy Moss vs. NYG, 11/19/01 (10 rec.)
168	Cris Carter vs. Mia., 9/10/00 (9 rec.)
168	Randy Moss @ Det., 11/30/100 (7 rec.)
167	Cris Carter @ Ari., 10/2/94 (14 rec.)
164	Anthony Carter vs. S.D., 11/7/93 (10 rec.)
163	Randy Moss @ Dal., 11/26/98 (3 rec.)
162	Hassan Jones @ T.B., 12/19/86 (7 rec.)
160	Ahmad Rashad vs. Atl., 9/7/80 (11 rec.)
160	Randy Moss @ St. L., 11/30/03 (10 rec.)
159	Leo Lewis @ Wash., 11/2/86 (3 rec.)
158	Randy Moss vs. Tenn., 12/9/01 (7 rec.)
157	Cris Carter @ Ari., 11/12/95 (12 rec.)
155	Jake Reed vs. N.O., 11/6/94 (8 rec.)
155	Paul Flatley vs. Balt., 11/17/63 (7 rec.)
155	Percy Harvin vs. Det., 12/14/11 (8 rec.)
155	Randy Moss vs. Det., 1/2/00 (5 rec.)
153	Jake Reed vs. Chi., 10/28/96 (11 rec.)
153	Randy Moss vs. G.B., 11/22/98 (6 rec.)
152	Gene Washington @ NYG, 9/21/69 (7 rec.)
152	Ahmad Rashad vs. S.F., 9/27/89 (7 rec.)
151	Ahmad Rashad @ Atl., 11/23/81 (9 rec.)
151	Cris Carter @ Phil., 10/15/90 (6 rec.)
151	Cris Carter vs. N.O., 11/6/94 (12 rec.)
151	Randy Moss vs. Den., 11/09/03 (10 rec.)
150	Jake Reed @ NY Jets, 11/23/97 (8 rec.)
150	Randy Moss @ G.B., 9/7/03 (9 rec.)
150	Marcus Robinson @ Hou., 10/10/04 (9 rec.)
149	Jake Reed @ Det., 11/23/95 (6 rec.)
148	Jake Reed @ Atl., 9/3/96 (4 rec.)
148	Koren Robinson @ Det., 12/4/05 (4 rec.)
146	Anthony Carter vs. Den., 11/4/90 (5 rec.)
144	Anthony Carter @ Atl., 12/15/85 (7 rec.)
144	James Brim vs. G.B., 10/4/87 (6 rec.)
144	Cris Carter @ Den., 10/31/99 (8 rec.)
144	Randy Moss @ Dall., 11/23/00 (7 rec.)
144	Randy Moss @ Pitt., 12/2/01 (8 rec.)
144	Randy Moss @ Det., 12/16/01 (7 rec.)
142	Jim Phillips vs. LA, 10/16/66 (6 rec.)
142	Ahmad Rashad vs. Cle., 12/14/80 (9 rec.)
142	Sammy White @ Buff., 9/16/82 (9 rec.)
142	Qadry Ismail vs. N.O., 11/19/95 (5 rec.)
142	Cris Carter @ Sea., 11/20/96 (7 rec.)
141	Anthony Carter @ G.B., 10/28/90 (9 rec.)
141	Cris Carter @ Chi., 11/14/99 (9 rec.)
141	Nate Burleson @ G.B., 11/14/04 (11 rec.)
140	Ted Brown vs. Det., 11/9/80 (9 rec.)

140	Sammy White vs. Oak., 9/14/81 (7 rec.)
140	Hassan Jones vs. Pitt., 9/21/86 (5 rec.)
139	John Gilliam vs. Chi., 11/25/73 (5 rec.)
139	John Gilliam @ N.O., 11/16/75 (5 rec.)
139	Sammy White vs. LA Rams, 9/19/76 (9 rec.)
139	Ahmad Rashad @ Det., 12/18/77 (8 rec.)
138	Cris Carter vs. Car., 11/10/00 (8 rec.)
137	Ray Poage vs. S.F., 9/29/63 (4 rec.)
137	John Henderson @ Bos., 12/13/70 (8 rec.)
137	Darrin Nelson vs. G.B., 11/13/83 (7 rec.)
137	Cris Carter vs. N.O., 11/19/95 (12 rec.)
136	Jim Lash vs. G.B., 11/17/74 (6 rec.)
136	Ahmad Rashad vs. G.B., 9/23/79 (9 rec.)
136	Cris Carter vs. T.B., 12/13/95 (6 rec.)
136	Cris Carter vs. S.D., 11/28/99 (11 rec.)
136	Randy Moss vs. G.B., 12/17/00 (4 rec.)
136	Visanthe Shiancoe vs. Atl., 12/21/08 (7 rec.)
136	Sidney Rice @ Pit., 10/25/09 (10 rec.)
135	Cris Carter @ Dall., 11/26/98 (7 rec.)
134	Rickey Young @ N.O., 9/3/78 (12 rec.)
134	Cris Carter @ Den., 11/14/93 (6 rec.)
134	Jake Reed @ Oak., 11/17/96 (4 rec.)
134	Jake Reed vs. Phil., 9/28/97 (6 rec.)
134	Randy Moss vs. Atl., 12/1/02 (9 rec.)
134	Nate Burleson @ N.O., 10/17/04 (6 rec.)
134	Nate Burleson @ Det., 12/19/04 (5 rec.)
133	Paul Flatley vs. Phil., 11/21/65 (6 rec.)
133	Gene Washington @ Chi., 10/27/68 (6 rec.)
133	Randy Moss vs. Sea., 12/7/03 (8 rec.)
132	Mike Jones @ LA Raiders, 10/14/84 (5 rec.)
132	Anthony Carter vs. Phil., 12/22/85 (6 rec.)
132	Hassan Jones @ Dall., 11/13/88 (3 rec.)
131	Chuck Foreman @ Dall., 10/6/74 (5 rec.)
131	Sammy White vs. Dall., 10/17/79 (7 rec.)
131	Jake Reed vs. T.B., 9/14/97 (6 rec.)
131	Randy Moss vs. G.B., 12/20/99 (5 rec.)
131	Cris Carter @ NYG, 12/26/99 (5 rec.)
131	Bernard Berrian vs. Det., 10/12/08 (5 rec.)
130	Charley Ferguson @ Chi., 11/11/62 (3 rec.)
130	Leo Lewis vs. Wash., 11/29/84 (7 rec.)
130	Randy Moss @ G.B., 11/6/00 (6 rec.)
129	John Henderson @ Atl., 12/20/70 (7 rec.)
129	John Gilliam vs. Det., 11/11/73 (5 rec.)
129	Jake Reed vs. G.B., 9/22/96 (7 rec.)
128	Bill Brown @ Chi., 12/13/64 (3 rec.)
127	Cris Carter vs. LA Raiders, 12/22/90 (8 rec.)
127	Jake Reed vs. Mia., 9/25/84 (5 rec.)
127	Randy Moss vs. S.D., 11/28/99 (7 rec.)
126	Bob Grim @ Det., 9/20/71 (7 rec.)
126	Moe Williams @ S.D., 11/9/03 (11 rec.)
126	Percy Harvin vs. Ari., 11/17/10 (9 rec.)
125	Randy Moss @ Det., 10/17/99 (10 rec.)
125	Randy Moss vs. NYG, 10/26/03 (7 rec.)
124	Anthony Carter @ Phil., 12/1/85 (5 rec.)
124	Cris Carter @ Cinn., 9/27/92 (11 rec.)
124	Cris Carter vs. Chi., 12/19/94 (9 rec.)
124	Cris Carter vs. Cle., 12/9/95 (8 rec.)
123	Gordon Smith @ S.F., 11/26/61 (3 rec.)
123	Anthony Carter @ T.B., 10/23/88 (6 rec.)
123	Anthony Carter vs. Hou., 9/10/89 (7 rec.)
122	Gene Washington @ Chi., 10/11/70 (8 rec.)
122	Randy Moss vs. Chi., 10/10/99 (8 rec.)
122	Bernard Berrian vs. Chi., 11/30/08 (4 rec.)
121	Ahmad Rashad vs. S.F., 12/4/77 (7 rec.)
121	Jake Reed vs. NYJ, 11/20/94 (5 rec.)
121	Cris Carter @ Buff., 8/31/97 (8 rec.)
120	Sammy White @ Mia., 12/11/76 (9 rec.)
120	Sammy White vs. T.B., 11/16/80 (6 rec.)
120	Terry LeCount @ S.D., 10/11/81 (6 rec.)
120	Sammy White @ St. L. Cards, 10/25/81 (7 rec.)
120	Randy Moss vs. T.B., 10/3/99 (4 rec.)
120	Randy Moss @ S.D., 11/9/03 (11 rec.)
120	Tommy Mason vs. LA Rams, 11/25/62 (5 rec.)
119	Gene Washington vs. Cle., 11/9/69 (7 rec.)
119	Jake Reed @ G.B., 9/21/97 (8 rec.)
119	Cris Carter @ G.B., 10/5/98 (8 rec.)
119	Cris Carter vs. Ariz., 11/12/00 (11 rec.)
119	Randy Moss vs. Chi., 10/27/02 (9 rec.)
119	Randy Moss vs. Chi., 9/26/04 (7 rec.)
118	Hugh McElhenny vs. G.B., 10/14/62 (5 rec.)
118	Paul Flatley vs. Chi., 10/2/66 (5 rec.)
118	Sam McCullum @ C., 12/14/74 (6 rec.)
118	Chuck Foreman vs. NYG, 10/17/76 (8 rec.)
118	Anthony Carter vs. Cinn., 12/25/89 (7 rec.)
118	Cris Carter vs. Pho. Cards, 10/13/91 (6 rec.)
118	Jake Reed @ Chi., 9/7/97 (12 rec.)
118	Randy Moss vs. T.B., 10/9/00 (5 rec.)
117	John Gilliam vs. N.E., 10/27/74 (5 rec.)
117	Ahmad Rashad vs. T.B., 10/28/79 (7 rec.)
117	Anthony Carter @ LA Rams, 9/20/87 (4 rec.)

117	Jake Reed @ T.B., 11/1/98 (6 rec.)
117	Qadry Ismail @ NYG, 10/10/94 (7 rec.)
116	Bill Brown @ LA Rams, 11/19/72 (5 rec.)
116	John Gilliam vs. Phil., 10/21/73 (6 rec.)
116	Rickey Young @ N.E., 12/16/79 (15 rec.)
116	Cris Carter vs. N.E., 11/23/97 (8 rec.)
116	Cris Carter @ Dall., 11/8/99 (9 rec.)
115	Ahmad Rashad @ Oak., 12/17/78 (5 rec.)
115	Ted Brown vs. Det., 9/20/81 (9 rec.)
115	Joe Senser vs. NYJ, 12/26/82 (10 rec.)
115	Cris Carter vs. Hou. Oilers, 10/8/95 (12 rec.)
115	Cris Carter @ T.B., 10/29/00 (7 rec.)
115	Randy Moss vs. G.B., 11/17/02 (6 rec.)
115	Kelly Campbell @ Oak., 11/16/03 (4 rec.)
115	Percy Harvin vs. Chi., 11/12/10 (10 rec.)
114	Cris Carter @ N.E., 10/20/91 (10 rec.)
113	Tommy Mason vs. Phil., 10/28/62 (4 rec.)
113	Anthony Carter vs. Phil., 9/25/88 (6 rec.)
113	Cris Carter @ Wash., 12/31/93 (7 rec.)
113	Randy Moss @ N.O., 12/15/02 (11 rec.)
112	Jerry Reichow vs. LA Rams, 12/31/61 (6 rec.)
112	Jim Lash vs. N.O., 12/1/74 (3 rec.)
112	Sammy White @ Chi., 12/6/81 (8 rec.)
112	Steve Jordan vs. G.B., 9/28/86 (6 rec.)
112	Sidney Rice vs. NYG, 11/15/09 (7 rec.)
111	John Gilliam vs. N.O., 11/5/72 (4 rec.)
111	John Gilliam vs. Chi., 12/3/72 (5 rec.)
111	Anthony Carter @ Det., 11/9/86 (5 rec.)
111	Cris Carter vs. Det., 11/24/91 (7 rec.)
111	Anthony Carter @ Den., 11/14/93 (4 rec.)
111	Cris Carter @ Buff., 12/11/94 (9 rec.)
111	Jake Reed @ Cinn., 12/24/95 (5 rec.)
111	Cris Carter @ Chi., 10/15/00 (7 rec.)
111	Cris Carter vs. Det., 10/14/01 (8 rec.)
111	Randy Moss vs. Buff., 9/15/02 (11 rec.)
111	Randy Moss vs. K.C., 12/20/03 (7 rec.)
111	Michael Jenkins vs. G.B., 10/23/11 (3 rec.)
110	Tony Galbreath vs. T.B., 11/6/83 (11 rec.)
110	Mike Jones @ T.B., 10/7/84 (6 rec.)
110	Terry Allen @ LA Rams, 11/29/92 (10 rec.)
110	Randy Moss vs. Buff., 10/22/00 (5 rec.)
110	Randy Moss vs. Mia., 12/21/02 (7 rec.)
110	Nate Burleson vs. G.B., 12/24/04 (2 rec.)
110	Bernard Berrian @ N.O., 10/6/08 (6 rec.)
109	Bill Brown vs. St. L., 10/8/67 (3 rec.)
109	John Gilliam @ Det., 9/24/72 (4 rec.)
109	John Gilliam vs. N.O., 12/1/74 (5 rec.)
109	Ahmad Rashad vs. Chi., 10/17/76 (7 rec.)
109	Ted Brown @ S.D., 11/01/81 (5 rec.)
109	Anthony Carter vs. Det., 10/15/92 (5 rec.)
109	Cris Carter vs. Wash., 10/18/98 (5 rec.)
109	Randy Moss @ Det., 12/29/02 (6 rec.)
108	Jake Reed @ G.B., 9/26/99 (6 rec.)
107	Paul Flatley vs. G.B., 10/10/63 (3 rec.)
107	John Gilliam @ S.F., 10/14/73 (7 rec.)
107	Ahmad Rashad vs. Phil., 12/3/78 (9 rec.)
107	Terry LeCount vs. S.F., 9/8/83 (5 rec.)
107	Sammy White vs. Dall., 10/2/83 (3 rec.)
107	Jake Reed vs. Dall., 9/17/95 (7 rec.)
107	Cris Carter @ Chi., 9/17/97 (9 rec.)
107	Cris Carter vs. Buff., 10/22/00 (7 rec.)
106	Charley Ferguson @ Pitt., 11/3/62 (4 rec.)
106	Ray Poage vs. G.B., 10/13/63 (3 rec.)
106	John Gilliam @ G.B., 10/29/72 (5 rec.)
106	Chuck Foreman @ N.O., 9/12/76 (7 rec.)
106	Hassan Jones vs. G.B., 9/28/86 (6 rec.)
106	Anthony Carter vs. Chi., 12/6/87 (3 rec.)
106	Anthony Carter @ T.B., 12/16/90 (8 rec.)
106	Cris Carter @ G.B., 12/19/93 (6 rec.)
106	Randy Moss vs. Chi., 12/6/98 (8 rec.)
106	Randy Moss vs. Car., 11/19/00 (6 rec.)
105	Paul Flatley vs. LA Rams, 11/17/65 (5 rec.)
105	John Gilliam @ LA Rams, 11/19/72 (4 rec.)
105	Chuck Foreman vs. NYJ, 10/12/75 (9 rec.)
105	Cris Carter @ NYJ, 11/23/97 (6 rec.)
105	Sidney Rice vs. Buff., 12/5/10 (6 rec.)
104	Sammy White vs. Det., 10/9/77 (4 rec.)
104	Mike Jones vs. T.B., 12/8/85 (4 rec.)
104	Anthony Carter @ T.B., 11/21/93 (9 rec.)
104	Randy Moss vs. Ari., 12/01/03 (7 rec.)
104	Onterio Smith vs. Chi., 9/26/04 (6 rec.)
104	Randy Moss vs. Seattle, 12/16/06 (4 rec.)
104	Bernard Berrian vs. Hou., 12/08 (2 rec.)
104	Percy Harvin @ N.E., 10/31/10 (6 rec.)
103	Jerry Reichow vs. Chi., 9/17/61 (3 rec.)
103	Tom Hall @ G.B., 10/4/64 (7 rec.)
103	Ahmad Rashad @ S.F., 11/19/76 (6 rec.)
103	Anthony Carter @ G.B., 11/28/89 (5 rec.)
103	Hassan Jones vs. N.O., 9/16/90 (4 rec.)

102	John Gilliam vs. Hou., 10/13/74 (2 rec.)
102	Ahmad Rashad @ LA Rams, 12/2/79 (6 rec.)
102	Anthony Carter vs. Chi., 9/19/85 (4 rec.)
102	Anthony Carter @ Det., 11/17/85 (6 rec.)
102	Randy Moss @ Det., 12/19/04 (4 rec.)
102	Troy Williamson vs. Car., 9/17/06 (6 rec.)
101	Gene Washington @ Bos., 12/13/70 (7 rec.)
101	Bob Crim @ G.B., 10/17/71 (7 rec.)
101	Joe Senser vs. T.B., 11/8/81 (8 rec.)
101	Leo Lewis @ Det., 9/23/84 (5 rec.)
101	Hassan Jones vs. T.B., 9/30/90 (5 rec.)
101	Adrian Cooper vs. NYJ, 11/20/94 (7 rec.)
101	Qadry Ismail vs. T.B., 11/27/94 (6 rec.)
101	Percy Harvin vs. Chi., 11/29/09 (6 rec.)
100	Sammy White @ Det., 9/30/79 (6 rec.)
100	Joe Senser @ S.D., 10/11/81 (7 rec.)
100	Joe Senser @ St L Cards, 10/25/81 (5 rec.)
100	Hassan Jones vs. N.D., 12/21/86 (5 rec.)
100	Cris Carter vs. NYJ, 11/20/94 (9 rec.)
100	Jake Reed vs. Oak., 9/19/99 (5 rec.)
100	Percy Harvin @ Phi., 12/26/10 (7 rec.)

Career 100-Yard Receiving Games

No. Player	W-L
41... Randy Moss	29-12
40... Cris Carter	30-10

22.... Anthony Carter12-10
18... Jake Reed7-11
13... John Gilliam12-1
13... Sammy White6-6-1
13... Ahmad Rashad8-5
7.... Paul Flatley3-4
7.... Hassan Jones5-2
6.... Gene Washington4-2
6.... Percy Harvin4-2
5.... Sidney Rice4-1
4... Bernard Berrian4-0
4... Chuck Foreman4-0
4... Joe Senser2-2
4... Nate Burleson2-2
3... Qadry Ismail2-1
3... Bill Brown2-1
3... Ted Brown3-0
3... Leo Lewis1-2
3... Mike Jones2-1
2... Jerry Reichow2-0
2... Tommy Mason1-1
2... Charley Ferguson0-2
2... Ray Poage1-1
2... John Henderson2-0
2... Bob Grim2-0
2... Jim Lash2-0

2.... Rickey Young0-2
2.... Terry LeCount1-1
2.... Steve Jordan0-1
1... Gordie Smith1-1
1... Hugh McElhenry0-1
1... Tom Hall1-0
1... Jim Phillips1-0
1... Sam McCullum1-0
1... Terry Allen1-0
1... Tony Galbreath0-1
1... Darrin Nelson0-1
1... James Brim0-1
1... Adrian Cooper0-1
1... Moe Williams0-1
1... Kelly Campbell0-1
1... Marcus Robinson1-0
1... Oterrio Smith1-0
1... Koren Robinson1-0
1... Troy Williamson1-0
1... Visanthe Shiancoe0-1
1... Michael Jenkins0-1

BOLD indicates current Vikings players

VIKINGS ALL-TIME SCORING

PLAYER	YRS	TDR	TDP	TDRt	FGM/FGA (type of return)	1PT	2PT	SAF	POINTS
Fred Cox, K, 1963-77	15	0	0	0	282/455	519/539	0	0	1,365
Cris Carter, WR, 1990-2001	12	0	110	0	-/-	5	0	0	670
Ryan Longwell, K, 2006-11	6	0	0	0	135/157	228/233	0	0	633
Fuad Revez, K, 1990-95	6	0	0	0	133/171	199/201	0	0	598
Randy Moss, WR, 1998-2004, '10	8	0	92	1	(1 PR)	-/-	3	0	564
Gary Anderson, K, 1998-2002	5	0	0	0	109/129	215/217	0	0	542
Bill Brown, RB, 1962-74	13	52	23	1	(1 KO)	-/-	0	0	456
Chuck Foreman, RB, 1973-79	7	52	23	0	-/-	-/-	0	0	450
Adrian Peterson, RB, 2007-11	5	64	3	0	-/-	-/-	0	0	402
Rick Danmeier, K, 1978-83	6	0	0	0	70/106	154/167	0	0	364
Anthony Carter, WR, 1985-93	9	2	52	0	-/-	-/-	0	0	324
Ted Brown, RB, 1979-86	8	40	13	0	-/-	-/-	0	0	318
Sammy White, WR, 1976-86	11	0	50	0	-/-	-/-	0	0	300
Chuck Nelson, K, 1986-88	3	0	0	0	55/77	128/133	0	0	293
Tommy Mason, RB, 1961-66	6	28	11	0	-/-	-/-	0	0	234
Robert Smith, RB, 1993-2000	8	32	6	0	-/-	-/-	1	0	230
Dave Osborn, RB, 1965-75	11	29	7	0	-/-	-/-	0	0	216
Ahmad Rashad, WR, 1976-82	7	0	34	0	-/-	-/-	0	0	204
Jake Reed, WR, 1991-99, 2001	10	0	33	0	-/-	-/-	1	0	200
Daunte Culpepper, QB, 1999-2005	7	29	0	0	-/-	-/-	4	0	182
Jan Stenerud, K, 1984-85	2	0	0	0	35/49	71/74	0	0	176
Steve Jordan, TE, 1982-94	13	1	28	0	-/-	-/-	0	0	174
John Gilliam, WR, 1972-75	4	1	27	0	-/-	-/-	0	0	168
Alfred Anderson, RB, 1984-91	8	22	5	0	-/-	-/-	0	0	162
Leroy Hoard, RB, 1996-99	4	26	1	0	-/-	-/-	0	0	162
Terry Allen, RB, 1990-94	5	23	3	0	-/-	-/-	0	0	158
Moe Williams, RB, 1996-2000, '02-05	9	21	4	1	(1 KO)	-/-	1	0	158
Herschel Walker, RB, 1989-91	3	20	5	1	(1 KO)	-/-	0	0	156
Percy Harvin, WR, 2009-11	3	3	17	4	(4 KR)	-/-	1	0	146
Rickey Young, RB, 1978-83	6	10	14	0	-/-	-/-	0	0	144
Hassan Jones, WR, 1986-92	7	0	24	0	-/-	-/-	0	0	144
Visanthe Shiancoe, TE, 2007-11	5	0	24	0	-/-	-/-	0	0	144
Gene Washington, WR, 1967-72	6	0	23	0	-/-	-/-	0	0	138
Darrin Nelson, RB, 1982-83, 91-92	10	18	5	0	-/-	-/-	0	0	138
Fran Tarkenton, QB, 1961-66, 72-78	13	22	0	0	-/-	-/-	0	0	132
Chester Taylor, RB, 2006-09	4	18	3	0	-/-	-/-	0	0	126
Clinton Jones, RB, 1967-72	6	19	0	1	(1 KO)	-/-	0	0	120
Rich Karlis, K, 1989	1	0	0	0	31/39	77/78	0	0	120
Jerry Reichow, WR, 1961-64	4	0	19	0	-/-	-/-	0	0	114
Allen Rice, RB, 1984-90	7	13	6	0	-/-	-/-	0	0	114
Sidney Rice, WR, 2007-10	4	0	18	0	-/-	-/-	0	0	108
Stu Voigt, TE, 1970-80	11	1	17	0	-/-	-/-	0	0	108
Benny Ricardo, K, 1983-84	2	0	0	0	25/33	33/34	0	0	108
Paul Edinger, K, 2005	1	0	0	0	25/34	31/31	0	0	106
Marcus Robinson, WR, 2004-06	3	0	17	1	-/-	-/-	1	0	104
Paul Flatley, WR, 1963-67	5	0	17	0	-/-	-/-	0	0	102
Leo Lewis, WR, 1981-91	11	0	16	1	(1 PR)	-/-	0	0	102
Michael Bennett, RB, 2001-2005	5	12	5	0	-/-	-/-	0	0	102
Aaron Elling, K, 2003-04	2	0	0	0	18/25	48/48	0	0	102
Morten Andersen, K, 2004	1	0	0	0	18/22	45/45	0	0	99
Joe Senser, TE, 1979-84	6	0	16	0	-/-	-/-	0	0	96
Scott Sisson, K, 1996	1	0	0	0	22/29	30/30	0	0	96
Nate Burleson, WR, 2003-05	3	0	12	1	(1 PR)	-/-	1	0	80
Gordon Smith, TE, 1961-65	5	0	13	0	-/-	-/-	0	0	78

PLAYER	YRS	TDR	TDP	TDRt	FGM/FGA (type of return)	1PT	2PT	SAF	POINTS
John Beasley, TE, 1967-73.....	7	0	12	1	(1 FR)	-/-	0	0	78
Rick Fenney, RB, 1987-91.....	5	11	2	0	-/-	-/-	0	0	78
Bernard Berrian, WR, 2008-11.....	4	0	11	1	-/-	-/-	0	0	72
Qadry Ismail, WR, 1993-96.....	4	0	12	0	-/-	-/-	0	0	72
Mike Mercer, K, 1961-62.....	2	0	0	0	9/26	39/40	0	0	66
Jim Lindsey, RB, 1966-72.....	7	6	4	1	(1 FR)	-/-	0	0	66
Oscar Reed, RB, 1968-74.....	7	8	3	0	-/-	-/-	0	0	66
Ed Marinaro, RB, 1972-75.....	4	4	7	0	-/-	-/-	0	0	66
Jim Christopherson, K, 1962.....	1	0	0	0	11/20	28/28	0	0	61
Donald Igwebuike, K, 1990.....	1	0	0	0	14/16	19/19	0	0	61
Brent McClanahan, RB, 1973-80.....	8	6	4	0	-/-	-/-	0	0	60
Eddie Murray, K, 1997.....	1	0	0	0	12/17	23/24	0	0	59
Onterrio Smith, RB, 2003-04.....	2	7	2	0	-/-	-/-	2	0	58
Bob Grim, WR, 1967-71, 76-77.....	7	0	9	0	-/-	-/-	0	0	54
John Henderson, WR, 1968-72.....	5	0	9	0	-/-	-/-	0	0	54
Tommy Kramer, QB, 1977-83.....	13	8	1	0	-/-	-/-	0	0	54
Wade Wilson, QB, 1981-91.....	11	9	0	0	-/-	-/-	0	0	54
Tony Galbreath, RB, 1981-83.....	3	7	2	0	-/-	-/-	0	0	54
D.J. Dozier, RB, 1987-91.....	5	7	2	0	-/-	-/-	0	0	54
Andrew Glover, TE, 1997-99.....	3	0	9	0	-/-	-/-	0	0	54
Hal Bedsole, TE, 1964-66.....	3	0	8	0	-/-	-/-	0	0	48
Robert Miller, RB, 1975-80.....	6	7	1	0	-/-	-/-	0	0	48
Kelly Campbell, WR, 2002-04.....	3	0	8	0	-/-	-/-	0	0	48
Hugh McElhenny, RB, 1961-62.....	2	3	3	1	(1 PR)	-/-	0	0	42
Tom Hall, WR, 1964-66, 68-69.....	5	0	7	0	-/-	-/-	0	0	42
Jim Phillips, WR, 1965-67.....	3	0	7	0	-/-	-/-	0	0	42
Terry LeCount, WR, 1979-83.....	5	0	7	0	-/-	-/-	0	0	42
Bob Bruer, TE, 1980-84.....	5	0	7	0	-/-	-/-	0	0	42
Scottie Graham, RB, 1993-96.....	4	7	0	0	-/-	-/-	0	0	42
Amp Lee, RB, 1994-96.....	3	2	5	0	-/-	-/-	0	0	42
Jim Kleinsasser, FB/TE, 1999-2011.....	13	1	6	0	-/-	-/-	0	0	42
Travis Taylor, WR, 2005-06.....	2	0	7	0	-/-	-/-	0	0	42
Charley Ferguson, WR, 1962.....	1	0	6	0	-/-	-/-	0	0	36
Ed Sharockman, S, 1962-72.....	11	0	0	6	(3 INT, 2 BP, 1 FR)	-/-	0	0	36
Roger Craig, RB, 1992-93.....	2	5	1	0	-/-	-/-	0	0	36
Mewelde Moore, RB, 2004-07.....	4	1	3	1	(2 PR)	-/-	0	0	36
Jermaine Wiggins, TE, 2004-06.....	3	0	6	0	-/-	-/-	0	0	36
Charles Evans, RB, 1993-98.....	6	4	1	0	-/-	-/-	1	0	32
Greg Davis, K, 1997.....	1	0	0	0	7/10	10/10	0	0	31
Antoine Winfield, CB, 2004-11.....	8	0	0	5	(2 INT, 2 FR, 1 BLK)	-/-	0	0	30
Joe Kapp, QB, 1967-69.....	3	5	0	0	-/-	-/-	0	0	30
Sam McCullum, WR, 1974-75, 82-83.....	4	0	5	0	-/-	-/-	0	0	30
Bob Tucker, TE, 1977-80.....	4	0	5	0	-/-	-/-	0	0	30
Mike Mularkey, TE, 1983-88.....	6	0	5	0	-/-	-/-	0	0	30
Mike A. Jones, WR, 1983-85.....	3	0	5	0	-/-	-/-	0	0	30
Jim Gustafson, WR, 1985-90.....	6	0	5	0	-/-	-/-	0	0	30
David Palmer, RB, 1994-2000.....	7	1	1	3	(2 PR, 1 KO)	-/-	0	0	30
D'Wayne Bates, WR, 2002-2003.....	2	0	5	0	-/-	-/-	0	0	30
Ciattrick Fason, RB, 2005-06.....	2	5	0	0	-/-	-/-	0	0	30
Bobby Wade, WR, 2007-08.....	2	0	5	0	-/-	-/-	0	0	30
Toby Gerhart, RB, 2010-11.....	2	2	3	0	-/-	-/-	0	0	30
Andrew Jordan, TE, 1994-97, 99-01.....	7	0	4	0	-/-	-/-	2	0	28
Tarvaris Jackson, QB, 2006-10.....	5	4	0	0	-/-	-/-	2	0	28
Chris Walsh, WR, 1994-2002.....	9	0	4	0	-/-	-/-	1	0	26
Mel Triplett, RB, 1961-62.....	2	3	1	0	-/-	-/-	0	0	24
Tom Wilson, RB, 1963.....	1	4	0	0	-/-	-/-	0	0	24
Preston Carpenter, WR, 1966.....	1	0	4	0	-/-	-/-	0	0	24
Bobby Bryant, CB, 1968-80.....	13	0	0	4	(3 INT, 1 FR)	-/-	0	0	24
Paul Krause, S, 1968-79.....	12	0	0	4	(2 INT, 2 FR)	-/-	0	0	24
Jim Lash, WR, 1973-76.....	4	0	3	1	(1 FR)	-/-	0	0	24
Joey Browner, S, 1983-91.....	9	0	0	4	(3 INT, 1 FR)	-/-	0	0	24
Anthony Parker, CB, 1992-94.....	3	0	0	4	(2 FR, 2 INT)	-/-	0	0	24
Dewayne Washington, CB, 1994-97.....	4	0	0	4	(3 INT, 1 FR)	-/-	0	0	24
Orlando Thomas, S, 1995-2001.....	7	0	0	4	(2 FR, 2 INT)	-/-	0	0	24
Matthew Hatchette, WR, 1997-2000.....	4	0	4	0	-/-	-/-	0	0	24
TEAM, 1961-2011.....	51	0	0	0	0	-/-	0	12	24
Kevin Williams, DT, 2003-11.....	9	0	0	4	(2 FR, 2 INT)	-/-	0	0	24
Joe Webb, QB, 2010-11.....	2	4	0	0	-/-	-/-	0	0	24
Brad Johnson, QB, 1992-98, 2005-06.....	9	2	1	0	-/-	-/-	2	0	22
Roy Winston, LB, 1962-76.....	15	0	0	3	(2 FR, 1 FR)	-/-	0	1	20
Mike Merriweather, LB, 1989-92.....	4	0	0	3	(2 INT, 1 FR)	-/-	0	0	20
Doug Brien, K, 2002.....	1	0	0	0	5/6	5/7	0	0	20
Jared Allen, DE, 2008-11.....	4	0	0	2	(1 FR, 1 INT)	-/-	0	4	20
Rip Hawkins, LB, 1961-65.....	5	0	0	3	(3 INT)	-/-	0	0	18
Carl Hilton, TE, 1986-89.....	4	0	3	0	-/-	-/-	0	0	18
Rich Cannon, QB, 1987-92.....	6	3	0	0	-/-	-/-	0	0	18
James Brim, WR, 1987.....	1	1	2	0	-/-	-/-	0	0	18
Audray McMillian, CB, 1989-93.....	5	0	0	3	(3 INT)	-/-	0	0	18
Jimmy Hitchcock, CB, 1998-99.....	2	0	0	3	(3 INT)	-/-	0	0	18
Johnny McWilliams, TE, 2000.....	1	0	3	0	-/-	-/-	0	0	18
Byron Chamberlain, TE, 2001-02.....	2	0	3	0	-/-	-/-	0	0	18

KICKOFF
 EXECUTIVES
 STAFF
 COACHES
 PLAYERS
 ROOKIES
 2011 SEASON
 RECORDS
 PLAYOFF RECORDS
 HISTORY
 EXTRA POINTS

PLAYER	YRS	TDR	TDP	TDRt	FGM/FGA (type of return)	1PT	2PT	SAF	POINTS
Koren Robinson, WR, 2005	1	1	1	1	(1 KR)	-/-	0	0	18
Daren Sharper, S, 2005-08	4	0	0	3	(3 INT)	-/-	0	0	18
Troy Williamson, WR, 2005-07	3	0	3	0	-/-	-/-	0	0	18
Billy McMullen, WR, 2006	1	0	2	1	(1 FR)	-/-	0	0	18
Artose Pinner, RB, 2006	1	3	0	0	-/-	-/-	0	0	18
Jeff Dugan, TE/FB, 2004-10	7	0	3	0	-/-	-/-	0	0	18
Michael Jenkins, WR, 2011	1	0	3	0	-/-	-/-	0	0	18
Kyle Rudolph, TE, 2011	1	0	3	0	-/-	-/-	0	0	18
Alan Page, DT, 1967-78	12	0	0	2	(1 FR, 1 INT)	-/-	0	2	16
Chris Doleman, DE, 1985-93, '99	10	0	0	2	(2 INT)	-/-	0	2	16
Wally Hilgenberg, LB, 1968-79	12	0	0	2	(1 INT, 1 BP)	-/-	0	1	14
Issiac Holt, CB, 1985-89	5	0	0	2	(1 INT, 1 BP)	-/-	0	1	14
Henry Thomas, DT, 1987-94	8	0	0	2	(2 FR)	-/-	0	1	14
Raymond Hayes, RB, 1961	1	2	0	0	-/-	-/-	0	0	12
Dave Middleton, WR, 1961	1	0	2	0	-/-	-/-	0	0	12
Doug Mayberry, RB, 1961-62	2	1	1	0	-/-	-/-	0	0	12
Billy Butler, RB/S, 1962-64	3	0	0	2	(1 INT, 1 PR)	-/-	0	0	12
Ray Poage, WR, 1963	1	0	2	0	-/-	-/-	0	0	12
Earsell Mackbee, CB, 1965-69	5	0	0	2	(1 INT, 1 FR)	-/-	0	0	12
Phil King, RB, 1965-66	6	0	2	0	-/-	-/-	0	0	12
Dale Hackbart, CB, 1966-70	5	0	0	2	(2 INT)	-/-	0	0	12
Bob Lee, QB, 1969-72, 75-78	8	2	0	0	-/-	-/-	0	0	12
Terry Brown, S, 1972-75	4	0	0	2	(1 INT, 1 FR)	-/-	0	0	12
Matt Blair, LB, 1974-85	12	0	0	2	(1 BP, 1 FR)	-/-	0	0	12
Sammy Johnson, RB, 1976-78	3	2	0	0	-/-	-/-	0	0	12
Willie Teal, CB, 1980-86	7	0	0	2	(1 INT, 1 FR)	-/-	0	0	12
Charlie Johnson, NT, 1982-84	3	0	0	2	(2 FR)	-/-	0	0	12
Carl Lee, CB, 1983-93	11	0	0	2	(2 INT)	-/-	0	0	12
Chris Martin, LB, 1983-88	6	0	0	2	(2 FR)	-/-	0	0	12
Najee Mustafa, CB, 1987-92	6	0	0	2	(1 INT, 1 FR)	-/-	0	0	12
Al Noga, DE, 1988-92	5	0	0	2	(1 INT, 1 FR)	-/-	0	0	12
Brent Novoselsky, TE, 1989-94	6	0	2	0	-/-	-/-	0	0	12
Mike L. Jones, TE, 1990-91	2	0	2	0	-/-	-/-	0	0	12
Carlos Jenkins, LB, 1991-94	4	0	0	2	(1 INT, 1 FR)	-/-	0	0	12
Mike Tice, TE, 1992-93, '95	3	0	2	0	-/-	-/-	0	0	12
Barry Word, RB, 1993	1	2	0	0	-/-	-/-	0	0	12
Dwayne Rudd, LB, 1997-00	4	0	0	2	(2 FR)	-/-	0	0	12
Travis Prentice, RB, 2001	1	2	0	0	-/-	-/-	0	0	12
Corey Chavous, S, 2002-05	3	0	0	2	(2 INT)	-/-	0	0	12
Naufahu Tahi, FB, 2006-10	5	0	1	0	-/-	-/-	0	0	12
Teddy Garcia, K, 1989	1	0	0	0	1/5	8/8	0	0	11
Carl Eller, DE, 1964-78	15	0	0	1	(1 FR)	-/-	0	2	10
Randy Holloway, DE, 1978-84	7	0	0	1	(1 FR)	-/-	0	2	10
Jim Marshall, DE, 1961-79	19	0	0	1	(1 FR)	-/-	0	1	8
Jim Prestel, DE, 1961-65	5	0	0	1	(1 INT)	-/-	0	1	8
Tommy Hannon, S, 1977-84	8	0	0	1	(1 INT)	-/-	0	1	8
Hunter Goodwin, TE, 1996-98, '02-03	5	0	1	0	-/-	-/-	1	0	8
Randall Cunningham, QB, 1997-99	3	1	0	0	-/-	-/-	1	0	8
Dale Dawson, K, 1987	1	0	0	0	1/5	4/4	0	0	7
Bob Schnelker, WR, 1961	1	0	1	0	-/-	-/-	0	0	6
A.D. Williams, WR, 1961	1	0	1	0	-/-	-/-	0	0	6
Oscar Donahue, TE, 1962	1	0	1	0	-/-	-/-	0	0	6
Bob Reed, RB, 1962-63	2	0	1	0	-/-	-/-	0	0	6
Steve Stonebreaker, TE, 1962-63	2	0	1	0	-/-	-/-	0	0	6
Don Hultz, DE, 1963	1	0	0	1	(1 INT)	-/-	0	0	6
Mike Reilly, LB, 1963	1	0	0	1	(1 BP)	-/-	0	0	6
Jim Boylan, WR, 1963-64	2	0	1	0	-/-	-/-	0	0	6
Ron Vanderkelen, QB, 1963-67	5	1	0	0	-/-	-/-	0	0	6
Bill McWatters, RB, 1964	1	1	0	0	-/-	-/-	0	0	6
George Rose, CB, 1964-66	3	0	0	1	(1 INT)	-/-	0	0	6
Bill Barnes, RB, 1965-66	2	1	0	0	-/-	-/-	0	0	6
Lance Rentzel, WR, 1965-66	2	0	0	1	(1 KO)	-/-	0	0	6
Lonnie Warwick, LB, 1965-72	8	0	0	1	(1 BP)	-/-	0	0	6
Jim Hargrove, LB, 1967-70	4	0	0	1	(1 BP)	-/-	0	0	6
Billy Martin, TE, 1968	1	0	1	0	-/-	-/-	0	0	6
Mike McGill, LB, 1968-70	3	0	0	1	(1 FR)	-/-	0	0	6
Charlie West, S, 1968-73	6	0	0	1	(1 PR)	-/-	0	0	6
Kent Kramer, TE, 1969-70	2	0	1	0	-/-	-/-	0	0	6
Norm Snead, QB, 1971	1	1	0	0	-/-	-/-	0	0	6
Nate Wright, CB, 1971-80	10	0	0	1	(1 FR)	-/-	0	0	6
Amos Martin, LB, 1972-76	5	0	0	1	(1 FR)	-/-	0	0	6
Steve Craig, TE, 1974-78	5	0	1	0	-/-	-/-	0	0	6
Fred McNeill, LB, 1974-85	12	0	0	1	(1 BP)	-/-	0	0	6
Nate Allen, CB, 1976-78	3	0	0	1	(1 BP)	-/-	0	0	6
Kevin Miller, WR, 1978-80	3	0	1	0	-/-	-/-	0	0	6
John Turner, S, 1978-83, '85, '87	8	0	0	1	(1 INT)	-/-	0	0	6
Kurt Knoff, S, 1979-82	4	0	0	1	(1 INT)	-/-	0	0	6
Keith Nord, S, 1979-85	7	0	0	1	(1 KO)	-/-	0	0	6
David Huffman, C/T, 1979-83, 85-90	11	0	0	0	(1 BP)	-/-	0	0	6
Doug Paschal, RB, 1980-81	2	1	0	0	-/-	-/-	0	0	6
Eddie Payton, RB, 1980-82	3	0	0	1	(1 KO)	-/-	0	0	6

PLAYER	YRS	TDR	TDP	TDRt	FGM/FGA (type of return)	1PT	2PT	SAF	POINTS
Walker Lee Ashley, LB, 1983-88, '90	7	0	0	1	(1 INT)	-/-	0	0	6
Dwight Collins, WR, 1984	1	0	1	0	-/-	-/-	0	0	6
Tim Newton, DT, 1985-89	5	0	0	1	(1 FR)	-/-	0	0	6
Keith Millard, DT, 1985-91	7	0	0	1	(1 FR)	-/-	0	0	6
Jesse Solomon, LB, 1986-89	4	0	0	1	(1 INT)	-/-	0	0	6
Jeff Womack, RB, 1987	1	0	1	0	-/-	-/-	0	0	6
Darryl Harris, RB, 1988	1	1	0	0	-/-	-/-	0	0	6
Brad Edwards, S, 1988-89	2	0	0	1	(1 INT)	-/-	0	0	6
Darryl Ingram, TE, 1989	1	0	1	0	-/-	-/-	0	0	6
Todd Scott, S, 1991-94	4	0	1	0	-/-	-/-	0	0	6
Keith Henderson, RB, 1992	1	1	0	0	-/-	-/-	0	0	6
Joe Johnson, WR, 1992	1	0	1	0	-/-	-/-	0	0	6
Jack Del Rio, LB, 1992-95	4	0	0	1	(1 INT)	-/-	0	0	6
Lamar McGreggs, S, 1993-94	2	0	0	1	(1 INT)	-/-	0	0	6
James Harris, DE, 1993-95	3	0	0	1	(1 FR)	-/-	0	0	6
Alfred Jackson, CB, 1995-96	2	0	0	1	(1 INT)	-/-	0	0	6
Jeff Brady, LB, 1995-97	3	0	0	1	(1 FR)	-/-	0	0	6
Corey Fuller, CB, 1995-98	4	0	0	1	(1 FR)	-/-	0	0	6
David Frisch, TE, 1996	1	0	1	0	-/-	-/-	0	0	6
Robert Tate, WR/CB, 1997-2001	5	0	0	1	(1 KO)	-/-	0	0	6
Kailee Wong, LB, 1998-01	4	0	0	1	(1 INT)	-/-	0	0	6
Carlester Crumpler, TE, 1999	1	0	1	0	-/-	-/-	0	0	6
John Davis, TE, 2000	1	0	1	0	-/-	-/-	0	0	6
Tyrone Carter, S, 2000-02	3	0	0	1	(1 FR)	-/-	0	0	6
Doug Chapman, RB, 2000-03	4	0	1	0	-/-	-/-	0	0	6
Lance Johnstone, DE, 2001-05	5	0	0	1	(1 INT)	-/-	0	0	6
Derrick Alexander, WR, 2002	1	0	1	0	-/-	-/-	0	0	6
Brian Williams, CB, 2002-05	4	0	0	1	(1 INT)	-/-	0	0	6
John Avery, RB, 2003	1	0	1	0	-/-	-/-	0	0	6
Chris Claiborne, LB, 2003-04	2	0	0	1	(1 INT)	-/-	0	0	6
Mike Nattiel, LB, 2003-04	2	0	0	1	(1 INT)	-/-	0	0	6
Gus Fretotte, QB, 2003-04, 2008	3	1	0	0	-/-	-/-	0	0	6
E.J. Henderson, LB, 2003-11	9	0	0	1	(1 INT)	-/-	0	0	6
Richard Owens, FB/TE, 2004-06	3	0	1	0	-/-	-/-	0	0	6
Dovonte Edwards, CB, 2005-06	2	0	0	1	(1 INT)	-/-	0	0	6
Napoleon Harris, LB, 2005-06, 2008	3	0	0	1	(1 FR)	-/-	0	0	6
Fred Smoot, CB, 2005-06	2	0	0	1	(1 INT)	-/-	0	0	6
Ray Edwards DE, 2006-10	5	0	0	1	(1 FR)	-/-	0	0	6
Ben Leber, LB, 2006-10	5	0	0	1	(1 FR)	-/-	0	0	6
Cedric Griffin, CB, 2006-11	6	0	0	1	(1 FR)	-/-	0	0	6
Chad Greenway, LB, 2006-11	6	0	0	1	(1 FR)	-/-	0	0	6
Dwight Smith, S, 2006-07	2	0	0	1	(1 INT)	-/-	0	0	6
Aundrae Allison, WR, 2007-08	2	0	0	1	(1 KO)	-/-	0	0	6
Robert Ferguson, WR, 2007-08	1	0	1	0	-/-	-/-	0	0	6
Greg Lewis, WR, 2009-10	2	0	1	0	-/-	-/-	0	0	6
Greg Camarillo, WR, 2010-11	2	0	1	0	-/-	-/-	0	0	6
Devin Aromashodu, WR, 2011	1	0	1	0	-/-	-/-	0	0	6
Donovan McNabb, QB, 2011	1	1	0	0	-/-	-/-	0	0	6
Jim Leo, DE, 1961-62	2	0	0	0	-/-	-/-	0	1	2
Joe Blahak, CB, 1974-75, '77	3	0	0	0	-/-	-/-	0	1	2
Autry Beamon, S, 1975-76	2	0	0	0	-/-	-/-	0	1	2
Mark Mullaney, DE, 1975-87	13	0	0	0	-/-	-/-	0	1	2
Neil Elshire, DE, 1981-86	6	0	0	0	-/-	-/-	0	1	2
Joe Stepanek, DT, 1987	1	0	0	0	-/-	-/-	0	1	2
Ray Berry, LB, 1987-92	6	0	0	0	-/-	-/-	0	1	2
Mark Dusbabek, LB, 1989-92	4	0	0	0	-/-	-/-	0	1	2
Walt Williams, CB, 1981	1	0	0	0	-/-	-/-	0	1	2
Robin Sendllein, LB, 1981-84	4	0	0	0	-/-	-/-	0	1	2
Brooks Bollinger, 2006-07	2	0	0	0	-/-	-/-	1	0	2

VIKINGS ALL-TIME STARTING QB RECORDS

Player	Yrs	Starts	Won	Lost	Tied	%	Player	Yrs	Starts	Won	Lost	Tied	%
Fran Tarkenton, 1961-66, 72-78	13	171	92	73	6	.556	Jeff George, 1999	1	10	8	2	0	.800
Tommy Kramer, 1977-89	13	110	54	56	0	.491	Christian Ponder, 2011	1	10	2	8	0	.200
Daunte Culpepper, 1999-05	7	80	38	42	0	.475	Sean Salisbury, 1990-94	5	9	5	4	0	.556
Brad Johnson, 1992-98, 2005-06	9	46	28	18	0	.609	Donovan McNabb, 2011	1	6	1	5	0	.167
Wade Wilson, 1981-91	11	48	27	21	0	.563	George Shaw, 1961	1	4	1	3	0	.250
Joe Kapp, 1967-69	3	39	23	13	3	.590	Todd Bouman, 1997-02	6	3	1	2	0	.333
Warren Moon, 1994-96	3	39	21	18	0	.538	Ron VanderKelen, 1963-67	5	3	0	3	0	.000
Rich Gannon, 1987-92	6	35	19	16	0	.543	Tony Adams, 1987	1	3	0	3	0	.000
Brett Favre, 2009-10	2	29	17	12	0	.586	Kelly Holcomb, 2007	1	3	0	3	0	.000
Randall Cunningham, 1997-99	3	23	16	7	0	.696	Norm Snead, 1971	1	2	2	0	1.000	
Gary Cuozzo, 1968-71	4	21	16	5	0	.762	Bob Berry, 1965-67, 73-76	7	2	1	1	0	.500
Tavaris Jackson, 2006-10	5	20	10	10	0	.500	Archie Manning, 1983-84	2	2	0	2	0	.000
Gus Fretotte, 2003-04, 2008	3	13	10	3	0	.769	Spergon Wynn, 2001	1	2	0	2	0	.000
Steve Dils, 1979-84	6	15	6	9	0	.400	Joe Webb, 2010-11	2	2	1	1	0	.500
Jim McMahon, 1993	1	12	8	4	0	.667	Brooks Bollinger, 2006-07	2	1	0	1	0	.000
Bob Lee, 1969-72, 75-78	8	11	9	2	0	.818							

KICKOFF
 EXECUTIVES
 STAFF
 COACHES
 PLAYERS
 ROOKIES
 2011 SEASON
 RECORDS
 HISTORY
 PLAYOFF RECORDS
 EXTRA POINTS

VIKINGS ALL-TIME PASSING

QUALIFIERS - 500+ ATTEMPTS

PLAYER	ATT	COMP	PCT.	YARDS	TD	INT	LG	SK/YDS	RATING
Randall Cunningham (1997-99)	713	427	59.9	5,680	48	23	67t	42/293	94.2
Brett Favre (2009-10)	889	580	65.2	6,711	44	26	63	56/386	92.2
Daunte Culpepper (1999-05)	2,607	1,678	64.4	20,162	135	86	82t	228/1214	91.5
Warren Moon (1994-98)	1,454	882	60.7	10,102	58	42	85t	86/634	82.9
Brad Johnson (1992-98, 2005-06)	1,670	1,036	62.0	11,098	65	48	82t	100/673	82.5
Fran Tarkenton (1961-66, '72-78)	4,569	2,635	57.7	33,098	239	194	89t	417/3,880	80.2
Tarvaris Jackson (2006-10)	603	354	58.7	3,984	24	22	71	47/247	76.6
Rich Gannon (1987-92)	1,003	561	55.9	6,457	40	36	78t	81/478	73.9
Wade Wilson (1981-91)	1,665	929	55.8	12,135	66	75	75t	151/1,069	73.4
Tommy Kramer (1977-89)	3,648	2,011	55.1	24,775	159	157	76t	248/1,596	73.3
Steve Dils (1979-84)	623	336	53.9	3,867	15	18	68	49/349	68.8
Gary Cuozzo (1968-71)	556	276	49.6	3,552	18	23	52t	46/334	63.7
Joe Kapp (1967-69)	669	351	50.2	4,807	37	47	85t	82/676	62.3

NON-QUALIFIERS - FEWER THAN 500 ATTEMPTS

PLAYER	ATT	COMP	PCT.	YARDS	TD	INT	LG	SK/YDS	RATING
Todd Bouman (1997-02)	95	54	56.8	880	8	4	80t	6/49	98.6
Jeff George (1999)	329	191	58.1	2,816	23	12	80t	28/228	94.2
Brooks Bollinger (2006-07)	68	46	67.6	537	1	2	50	16/78	84.0
Donovan McNabb (2011)	156	94	60.3	1,026	4	2	60	13/113	82.9
Gus Frotette (2003-04, 08)	367	216	58.9	2,847	19	17	99t	34/186	81.4
Sean Salisbury (1990-94)	404	228	56.4	2,772	14	9	55	28/199	80.2
Jim McMahon (1993)	331	200	60.4	1,968	9	8	58	23/104	76.2
Kelly Holcomb (2007)	83	42	50.6	515	2	1	40	12/87	73.1
Christian Ponder (2011)	291	158	54.3	1,853	13	13	72	30/164	70.1
Bob Lee (1969-72, '75-78)	306	159	52.0	2,153	15	17	63	30/221	67.8
Joe Webb (2010-11)	152	88	57.9	853	3	5	46	11/69	66.6
Archie Manning (1983-84)	94	52	55.3	545	2	3	56	18/153	66.4
George Shaw (1961)	91	46	50.5	530	4	4	42t	14/122	64.8
Tony Adams (1987)	87	49	55.0	607	3	5	63t	19/130	64.3
Bob Berry (1965-67, '73-76)	124	63	50.8	708	7	8	52t	17/131	59.4
Ron VanderKelen (1963-67)	252	107	42.2	1,375	6	11	53	25/224	49.7
Norm Sneed (1971)	75	37	49.3	470	1	6	55t	7/67	40.3
Bubby Brister (2000)	20	10	50.0	82	0	1	20	1/6	40.0
Spurgeon Wynn (2001)	98	48	49.0	418	1	6	47t	10/65	38.6
Steve Bono (1985-86)	11	2	18.2	8	0	5	5	2/13	29.6
John McCormick (1962)	18	7	39.0	104	0	5	53	3/33	19.1

FEWER THAN 10 ATTEMPTS

PLAYER	ATT	COMP	PCT.	YARDS	TD	INT	LG	SK/YDS	RATING
Keith Henderson (1992)	1	1	100.0	36	1	0	36t	0/0	158.3
Darrin Nelson (1982-89, '91-92)	1	1	100.0	25	1	0	25t	0/0	158.3
Ryan Longwell (2006-11)	1	1	100.0	16	1	0	16t	0/0	158.3
Mewelde Moore (2004-07)	2	1	50.0	15	1	0	15t	0/0	158.3
D.J. Dozier (1987-91)	1	1	100.0	19	1	0	19t	0/0	145.9
Jay Walker (1996-97)	2	2	100.0	31	0	0	19	0/0	118.8
Hassan Jones (1986-92)	1	1	100.0	18	0	0	18	0/0	118.8
Chris Kluge (2005-11)	1	1	100.0	27	0	0	27	0/0	118.8
Paul Krause (1968-79)	2	1	50.0	11	1	0	11t	0/0	106.3
Phil King (1965-66)	1	1	100.0	9	0	0	9	0/0	104.2
Randy Moss (1998-04, '10)	8	4	50.0	106	2	1	37	0/0	95.8
Sidney Rice (2007-10)	4	2	50.0	94	0	0	79	0/0	95.8
Chester Taylor (2006-09)	2	1	50.0	4	1	0	4t	0/0	95.8
Mike Eischeid (1972-74)	1	1	100.0	6	0	0	6	0/0	91.7
Bill Cappleman (1970)	7	4	57.1	49	0	0	26	0/0	78.8
Herschel Walker (1989-91)	2	1	50.0	12	0	0	12	0/0	68.5
Fred Cox (1963-77)	1	1	100.0	-1	0	0	-1	0/0	62.5
Alfred Anderson (1984-90)	9	4	44.4	112	2	1	43t	2/8	59.3
Tommy Mason (1961-66)	4	1	25.0	30	1	2	30t	0/0	58.4
Bill Brown (1962-74)	2	1	50.0	3	0	0	3	0/0	50.0
Jamie Caleb (1961)	1	0	0.0	0	0	0	0	0/0	39.6
Anthony Carter (1985-93)	1	0	0.0	0	0	0	0	0/0	39.6
Greg Coleman (1978-87)	1	0	0.0	0	0	0	0	0/0	39.6
Bob Grim (1967-71, '76-77)	1	0	0.0	0	0	0	0	0/0	39.6
Jim Lash (1973-76)	1	0	0.0	0	0	0	0	0/0	39.6
Terry LeCount (1979-83)	1	0	0.0	0	0	0	0	0/0	39.6
Hugh McElhenny (1961-62)	1	0	0.0	0	0	0	0	0/0	39.6
Harry Newsome (1990-93)	1	0	0.0	0	0	0	0	0/0	39.6
Allen Rice (1984-90)	1	0	0.0	0	0	0	0	0/0	39.6
Mike Saxon (1994-95)	1	0	0.0	0	0	0	0	0/0	39.6
Joe Senser (1979-84)	1	0	0.0	0	0	0	0	0/0	39.6
Chris Walsh (1994-02)	1	0	0.0	0	0	0	0	0/0	39.6
David Palmer (1994-00)	0	0	0.0	0	0	0	0	1/2	39.6
Jay Fiedler (1998)	7	3	42.9	41	0	1	19	0/0	22.6
Larry Miller (1987)	6	1	16.7	2	0	1	2	0/0	0.0
Jerry Reichow (1961-64)	3	0	0.0	0	0	1	0	0/0	0.0
Mitch Berger (1996-01)	2	0	0.0	0	0	1	0	0/0	0.0
Ted Brown (1979-86)	1	0	0.0	0	0	1	0	0/0	0.0

KICKOFF EXECUTIVES STAFF COACHES PLAYERS ROOKIES 2011 SEASON RECORDS PLAYOFF RECORDS HISTORY EXTRA POINTS

VIKINGS ALL-TIME RECEIVING

PLAYER	REC.	YARDS	AVG.	TD	PLAYER	REC.	YARDS	AVG.	TD
Cris Carter (1990-01)	1,004	12,383	12.3	110	Preston Carpenter (1966)	27	487	17.3	4
Cris Carter (1990-01)	1,004	12,383	12.3	110	Jeff Dugan (2004-10)	27	191	7.1	3
Standy Moss (1998-04, '10)	587	9,316	15.9	92	Hal Bedsole (1964-66)	26	418	16.1	8
Randy Jordan (1982-94)	498	6,307	12.7	28	Devin Aromashodu (2011)	26	468	18.0	1
Anthony Carter (1985-93)	478	7,635	16.0	52	Kyle Rudolph (2011)	26	249	9.6	3
Jake Reed (1991-99, 2001)	413	6,433	15.6	33	Greg Lewis (2009-10)	25	293	11.7	1
Ahmad Rashad (1976-82)	400	5,489	13.7	34	Tony Richardson (2006-07)	24	200	8.3	0
Sammy White (1976-86)	393	6,400	16.3	50	Billy McMullen (2006)	23	307	13.3	2
Ted Brown (1979-86)	339	2,850	8.4	13	Johnny McWilliams (2000)	22	180	8.2	3
Chuck Foreman (1973-79)	336	3,057	9.1	23	Koren Robinson (2005)	22	347	15.8	1
Rickey Young (1978-83)	292	2,255	7.6	14	Joe Johnson (1992)	21	211	10.0	1
Bill Brown (1962-74)	284	3,177	11.2	23	Hunter Goodwin (1995-98, '02-03)	19	447	7.7	1
Darrin Nelson (1982-83, '91-92)	251	2,202	8.8	5	Scottie Graham (1993-96)	19	125	6.6	0
Hassan Jones (1986-92)	222	3,733	16.8	24	James Brim (1987)	18	282	15.7	2
Percy Harvin (2009-11)	218	2,625	12.0	17	Steve Craig (1974-78)	18	172	9.6	1
Visanthe Shiancoe (2007-11)	208	2,424	11.7	24	Aundrea Allison (2007-08)	18	231	12.8	0
Paul Flatiel (1963-67)	202	3,222	16.0	17	John Davis (2000)	17	202	11.9	1
Jim Kleinsasser (1999-2011)	192	1,688	8.8	6	Bob Reed (1962-63)	17	174	10.2	1
Jermale Wiggins (2005-06)	186	1,659	8.9	6	Doug Chapman (2000-03)	17	143	8.4	1
Leo Lewis (1981-91)	181	2,924	16.1	16	Derek Tennell (1992-93)	17	134	7.9	0
Robert Smith (1993-00)	178	1,292	7.3	6	Oscar Donahue (1962)	16	285	17.8	1
Stu Voigt (1970-80)	177	1,919	10.8	17	Richard Owens (2004-06)	16	132	8.3	1
Dave Osborn (1965-75)	173	1,412	8.2	7	Raymond Hayes (1961)	16	121	7.6	0
Gene Washington (1967-72)	172	3,087	18.0	23	Ray Poage (1963)	15	354	23.6	2
Amp Lee (1994-96)	170	1,348	7.9	5	Charley Ferguson (1962)	14	164	26.0	6
John Gilliam (1972-75)	165	3,297	20.0	27	Carroll Dale (1973)	14	192	13.7	0
Joe Senser (1979-84)	165	1,822	11.0	16	Marlin McKeever (1967)	14	184	13.1	0
Chester Taylor (2006-09)	160	1,357	8.5	3	Harold Morrow (1996-02)	14	144	10.3	0
Tommy Mason (1961-66)	151	1,689	11.2	11	Derrick Alexander (2002)	14	134	9.6	1
Sidney Rice (2007-10)	146	2,129	14.6	18	Mike Tice (1992-93, '95)	14	126	9.0	2
Jerry Reichow (1961-64)	144	2,183	15.2	19	Phil King (1965-66)	14	120	8.6	2
Bernard Berrian (2008-11)	138	1,925	14.0	11	Brent Novoselsky (1989-94)	14	108	7.7	2
Adrian Peterson (2007-11)	137	1,309	9.6	3	A.D. Williams (1961)	13	174	13.4	1
Moe Williams (1996-00, '02-05)	131	1,301	9.9	4	Dave Casper (1983-84)	13	172	13.2	0
Nate Burleson (2003-05)	127	1,789	14.1	12	Doug Mayberry (1961-62)	13	118	9.1	1
Michael Bennett (2001-05)	126	1,040	8.3	5	Lorenzo Booker (2010-11)	13	114	8.8	0
Al Marinaro (1972-75)	125	1,088	8.1	7	Steve Stonebreaker (1962-63)	12	227	18.9	1
Gadry Ismail (1993-96)	118	1,856	15.7	12	Mel Triplett (1961-62)	12	71	5.9	1
Mewelde Moore (2004-07)	116	1,099	9.4	3	Dwight Collins (1984)	11	143	13.0	1
John Beasley (1967-73)	115	1,242	10.8	12	Al Denson (1971)	10	125	12.5	0
Alfred Anderson (1984-91)	114	1,042	9.1	5	Billy Martin (1968)	10	101	10.1	1
Marcus Robinson (2004-06)	107	1,553	14.5	17	Bethel Johnson (2006)	9	156	17.3	0
Travis Taylor (2005-06)	107	1,255	11.7	7	Barry Word (1993)	9	105	11.7	0
Brent McClanahan (1973-80)	107	772	7.2	4	Sean Berton (2003-04)	9	78	8.7	0
Bobby Wade (2007-08)	107	1,292	12.1	5	Buster Rhymes (1985-87)	8	149	18.6	0
Allen Rice (1984-90)	100	1,066	10.6	6	Doug Kongsriter (1973-75)	7	116	16.6	0
Andrew Jordan (1994-97, '99-01)	97	763	7.9	4	Tom Wilson (1963)	7	48	6.9	0
Bob Grim (1967-71, 76-77)	96	1,414	14.8	9	Garrett Mills (2007-09)	7	91	13.0	0
Andrew Glover (1997-99)	95	1,227	12.9	9	Bob Brown (1971)	6	141	20.8	0
Bob Tucker (1977-80)	95	1,045	11.0	5	Jim Boylan (1963-64)	6	78	13.0	1
Robert Miller (1975-80)	95	771	8.1	1	Bob Schnelker (1961)	6	70	11.7	1
Oscar Reed (1968-74)	92	676	7.4	3	Sam Harrell (1980-82, '87)	6	43	7.2	0
Byron Chamberlain (2001-02)	91	1,055	11.6	3	Sammy Johnson (1976-78)	6	43	7.2	0
Mike Anthony Jones (1983-85)	90	1,327	14.7	5	Darryl Harris (1988)	6	30	5.0	0
Herschel Walker (1989-91)	86	681	7.9	5	Charles Stackhouse (2003)	6	30	5.0	0
John Henderson (1968-72)	81	1,330	16.2	9	Billy Butler (1962-64)	5	97	19.4	0
Tom Hall (1964-66, '68-69)	81	1,163	14.4	7	John Holland (1974)	5	84	16.8	0
Tony Galbreath (1981-83)	80	645	8.0	2	Doug Cunningham (1979)	5	50	10.0	0
Travis LaCout (1979-83, '87)	79	1,225	15.5	7	Darryl Ingram (1989)	5	47	9.4	1
Troy Williamson (2005-07)	79	1,067	13.5	3	Jeff Womack (1987)	5	46	8.1	1
Charles Evans (1993-98)	78	531	6.8	1	Mark Kellar (1976-78)	5	17	3.4	0
Jim Lash (1973-76)	75	1,252	16.7	3	Keith Henderson (1992)	4	60	15.0	0
David Palmer (1994-00)	73	631	8.6	1	Olanda Pruitt (1993)	4	40	10.0	0
Terry Allen (1990-94)	72	675	9.4	3	Bill Barnes (1965-66)	4	35	8.8	0
Rick Fenney (1987-91)	71	628	8.8	2	Martin Nance (2006)	4	33	8.3	0
Jim Phillips (1965-67)	68	1,091	16.0	7	Steve Finch (1987)	3	54	18.0	0
Chris Walsh (1994-02)	67	719	10.7	4	Tom Adams (1962)	3	51	17.0	0
D'Wayne Bates (2002-03)	65	840	12.9	5	Kent Kramer (1963-70)	3	47	15.7	1
Leroy Hoard (1996-99)	60	577	9.6	1	Ricky Parks (1987)	3	46	15.3	0
Gordon Smith (1961-65)	57	1,277	22.4	13	Dick Haley (1961)	3	43	14.3	0
Kelly Campbell (2002-04)	57	1,062	18.6	8	Leon Clarke (1963)	3	34	11.3	0
Jim Lindsey (1966-72)	56	632	11.3	4	John Henry Mills (1999)	3	30	10.0	0
Hugh McElhenry (1961-62)	53	474	8.9	3	Mardy McDole (1981-83)	3	29	9.7	0
Onterio Smith (2003-04)	51	523	10.3	2	David Frisch (1996)	3	27	9.0	1
Adrian Cooper (1994-95)	50	570	11.4	0	Phil Frye (1987)	3	25	7.2	0
Bob Bruer (1980-84)	46	455	9.8	7	Ciatrick Fason (2005-06)	3	19	6.3	0
Toby Gerhart (2010-11)	44	357	8.1	3	Jesse Clarke (1989-90)	3	18	6.0	0
Matthew Hatchette (1997-00)	43	640	14.9	4	Carl Hilton (1986-89)	3	17	5.6	3
Sam McCullum (1974-75, '82-83)	42	608	14.4	5	Keenan Howry (2003-05)	3	18	6.0	0
Mike Mularkey (1983-88)	42	464	11.0	5	Will Sherman (1961)	2	40	20.0	0
Roger Craig (1992-93)	41	333	8.1	1	Carlester Crumpler (1999)	2	35	17.5	1
Jim Gustafson (1985-90)	38	491	12.9	5	Willie Gillespie (1987)	2	28	14.0	0
Michael Jenkins (2011)	38	466	12.3	3	Clint Haslerig (1975)	2	28	14.0	0
Robert Ferguson (2007-08)	35	416	11.9	1	Rhett Dawson (1973)	2	24	12.0	0
Naufahu Tahi (2006-10)	33	150	4.6	2	Gary Ballman (1973)	2	22	11.0	0
D.J. Dozier (1987-91)	32	298	9.3	2	Ron Daugherty (1987)	2	21	10.5	0
Clinton Jones (1967-72)	31	306	9.9	0	Robert Tate (1997-01)	2	20	10.0	0
Dave Middleton (1961)	30	444	14.8	2	Doug Paschel (1980-81)	2	18	9.0	0
Greg DeLong (1995-98)	30	205	6.8	0	Steve Harris (1987)	2	17	8.5	0
Greg Camanillo (2010-11)	29	361	12.4	1	Artose Pinner (2006)	2	15	7.5	0

Brett Wilson (1987).....	2	14	7.0	0
Andre Thomas (1987).....	2	13	6.5	0
Lance Rentzel (1965-66).....	2	10	5.0	0
Mike L. Jones (1990-91).....	2	8	4.0	2
Adam Walker (1987).....	2	3	1.5	0
Bill McWatters (1964).....	2	-1	-0.5	0
Jamie Caleb (1961).....	2	-8	-4.0	0
John Avery (2003).....	2	24	12.0	1
Albert Young (2009-10).....	2	11	5.5	0
Stephen Burton (2011).....	2	38	19.0	0
Ryan D'Imperio (2011).....	2	7	3.5	0
Eric Cullford (1993-94).....	1	45	45.0	0
Kevin Miller (1978-80).....	1	35	35.0	1
Art Powell (1968).....	1	31	31.0	0
Cedric James (2002).....	1	29	29.0	0
Harry Washington (1978).....	1	24	24.0	0
Ted Dean (1964).....	1	23	23.0	0
Tommy Kramer (1977-89).....	1	23	20.0	1
Marc May (1987).....	1	22	22.0	0
Tom Michel (1964).....	1	14	14.0	0
Larry Vargo (1964-65).....	1	13	13.0	0
Bill Harris (1969-70).....	1	12	12.0	0
Richard Angulo (2005).....	1	11	11.0	0
Hank Baskett (2010).....	1	18	18.0	0
Don Hasselbeck (1984).....	1	10	10.0	0
Travis Prentice (2001).....	1	10	10.0	0
Ed Shenk (1987).....	1	10	10.0	0
Robert Steele (1979).....	1	10	10.0	0
Larry Ned (2003-04).....	1	9	9.0	0
Jaymar Johnson (2009-10).....	1	9	9.0	0
Jay Carroll (1985).....	1	8	8.0	0
Leonard Moore (1987).....	1	8	8.0	0
Thomas Tapeh (2008).....	1	7	7.0	0
Nate Wright (1971-80).....	1	6	6.0	0
Bob Goodridge (1968).....	1	5	5.0	0
Robert Green (1937).....	1	5	5.0	0
Troy Walters (2000-01).....	1	5	5.0	0
Ron Yary (1968-81).....	1	5	5.0	0
John Redwine (1981-83).....	1	4	4.0	0
Danta Whitaker (1992).....	1	4	4.0	0
John Gerak (1993-96).....	1	3	3.0	0
Brad Johnson (1992-98).....	1	3	3.0	1
James Stewart (1995).....	1	3	3.0	0
Jimmy Edwards (1979).....	1	2	2.0	0
John Ward (1970-74).....	1	1	1.0	0
Daunte Culpepper (1999-05).....	1	0	0.0	0
Rich Cannon (1987-92).....	1	0	0.0	0
Kory Stringer (1995-00).....	1	-1	-1.0	0
Brett Favre (2003-10).....	1	-2	-2.0	0
Randal Cunningham (1997-99).....	1	-3	-3.0	0
Emmanuel Arceneaux (2011).....	1	10	10.0	0
Joe Webb (2010-11).....	1	9	9.0	0
Allen Reiner (2011).....	1	5	5.0	0
Ed White (1969-77).....	0	3	3.0	0
Fran Tarkenton (1961-66, '72-78).....	0	-12	--	0

VIKINGS ALL-TIME RUSHING

PLAYER	ATT.	YARDS	AVG.	TD
Robert Smith (1993-00).....	1,411	6,818	4.8	32
Adrian Peterson (2007-11).....	1,406	6,752	4.8	64
Chuck Foreman (1973-79).....	1,529	5,879	3.8	52
Bill Brown (1962-74).....	1,627	5,757	3.5	52
Ted Brown (1979-86).....	1,117	4,546	4.1	40
Dave Osborn (1965-75).....	1,172	4,320	3.7	29
Darrin Nelson (1982-89, '91-92).....	981	4,231	4.3	18
Tommy Mason (1961-66).....	761	3,252	4.3	28
Michael Bennett (2001-05).....	713	3,174	4.5	12
Chester Taylor (2006-09).....	655	2,797	4.3	18
Troy Allen (1990-94).....	641	2,795	4.4	23
Fran Tarkenton (1961-66, '72-78).....	464	2,548	5.5	22
Daunte Culpepper (1999-05).....	454	2,476	5.5	29
Alfred Anderson (1984-91).....	626	2,374	3.8	22
Herschel Walker (1983-91).....	551	2,264	4.1	20
Clinton Jones (1967-72).....	546	2,008	3.7	19
Oscar Reed (1968-74).....	490	1,968	4.0	8
Rickey Young (1978-83).....	554	1,744	2.9	10
Leroy Hoard (1996-99).....	438	1,689	3.9	26
Mo Williams (1996-00, '02-05).....	370	1,535	4.1	21
Rick Fenney (1987-91).....	358	1,508	4.2	11
Mewelde Moore (2004-07).....	264	1,285	4.9	1
Scottie Graham (1993-96).....	349	1,239	3.6	7
Brent McClanahan (1973-80).....	367	1,207	3.3	6
Onterio Smith (2003-04).....	231	1,123	4.9	7
Ed Marinaro (1972-75).....	306	1,007	3.3	4
Robert Miller (1975-80).....	275	951	3.5	7
Allen Rice (1984-90).....	307	934	3.0	13
Toby Gerhart (2010-11).....	190	853	4.5	2
Tony Galbreath (1981-83).....	194	788	4.1	7
Hugh McElhenny (1961-62).....	170	770	4.5	3
Rich Cannon (1987-92).....	144	720	5.0	3

Wade Wilson (1981-91).....	159	679	4.3	9
D.J. Dozier (1987-91).....	163	643	3.9	7
Amp Lee (1994-96).....	149	636	4.3	2
Percy Harvin (2009-11).....	85	587	6.9	3
Mel Triplett (1961-62).....	132	567	4.3	3
Jim Lindsey (1966-72).....	177	558	3.2	6
Joe Kapp (1967-69).....	99	540	5.5	5
Tavaris Jackson (2006-10).....	119	535	4.5	4
Roger Craig (1992-93).....	143	535	3.7	5
Tommy Kramer (1977-89).....	213	524	2.5	8
Barry Word (1993).....	142	458	3.2	2
Phil King (1965-66).....	89	405	4.6	0
Charles Evans (1993-98).....	118	364	3.1	4
Sammy Johnson (1976-78).....	83	356	4.3	2
Raymond Hayes (1961).....	73	319	4.4	2
Randal Cunningham (1997-99).....	61	317	5.2	1
Doug Chapman (2000-03).....	90	317	3.5	0
Brad Johnson (1992-98, 2005-06).....	121	315	2.6	2
Doug Mayberry (1961-62).....	87	314	3.6	1
Anthony Carter (1985-93).....	47	290	6.2	2
Tom Wilson (1963).....	73	282	3.8	4
Joe Webb (2010-11).....	40	274	6.9	4
Christian Ponder (2011).....	28	219	7.8	0
Artose Pinner (2005).....	43	190	4.4	3
Bill Barnes (1965-66).....	53	164	3.1	1
Catrick Fason (2005-06).....	50	161	3.2	5
Randy Moss (1998-04).....	23	159	6.9	0
Darryl Harris (1988).....	34	151	4.4	1
Bob Grim (1967-71, 76-77).....	7	147	21.0	0
Jim Kleinsasser (1999-11).....	43	147	3.4	1
James Stewart (1995).....	31	144	4.6	0
Warren Moon (1994-96).....	69	143	2.1	0
John Gilliam (1972-75).....	18	136	7.6	1
Tom Michel (1964).....	39	129	3.3	0
David Palmer (1994-00).....	35	123	3.5	1
Ron VanderKelen (1963-67).....	26	116	4.5	1
Keith Henderson (1992).....	34	113	3.3	1
Bob Reed (1962-63).....	27	110	4.1	0
Jesse Clark (1989-90).....	26	106	4.1	0
Bobby Walden (1964-67).....	9	100	11.1	0
Sammy White (1976-88).....	5	97	5.3	0
Jim McMahon (1993).....	33	96	2.9	0
Terry LeCount (1979-83, '87).....	6	90	15.0	0
Kelly Campbell (2002-04).....	14	86	6.1	0
Gary Cuzzo (1968-71).....	36	86	2.4	0
Greg Coleman (1978-87).....	10	85	8.5	0
Albert Young (2009-10).....	25	82	3.3	0
Harold Morrow (1996-02).....	17	75	4.4	0
Mark Kellar (1976-78).....	25	74	3.0	0
Steve Dils (1979-84).....	24	73	3.0	0
Todd Bouman (1997-02).....	10	70	7.0	0
Jarvis Redwine (1981-83).....	17	70	4.1	0
Spergon Wynn (2001).....	8	61	7.6	0
Mike Anthony Jones (1983-85).....	7	60	8.6	0
Bill McWatters (1964).....	14	60	4.3	1
Billy Butler (1962-64).....	22	59	2.7	0
Donovan McNabb (2011).....	14	59	4.2	1
Troy Williamson (2005-07).....	5	57	11.4	0
Doug Paschal (1980-81).....	15	53	3.5	1
Hassan Jones (1986-92).....	5	52	10.4	0
Lorenzo Booker (2010-11).....	13	52	4.0	0
Nate Burleson (2003-05).....	8	43	5.4	0
Archie Manning (1983-84).....	11	42	3.8	0
Jeff George (1999).....	16	41	2.6	0
George Shaw (1961).....	10	39	3.9	0
Bob Lee (1969-72, '75-78).....	39	37	0.9	2
James Brim (1987).....	2	36	18.0	1
Tony Adams (1987).....	11	31	2.8	0
Ted Dean (1964).....	5	30	6.0	0
Koren Robinson (2005).....	4	27	6.8	1
Joe Johnson (1992).....	4	26	6.5	0
Bobby Phillips (1995).....	14	26	1.9	0
Tony Richardson (2006-07).....	12	25	2.1	0
Billy Waddy (1984).....	3	24	8.0	0
Adam Walker (1987).....	5	24	4.8	0
Cris Carter (1990-01).....	10	24	2.4	0
Jeff Dugan (2004-10).....	11	23	2.1	0
Grady Alderman (1961-74).....	0	22	22.0	0
Robert Green (1997).....	6	22	3.7	0
Qadry Ismail (1993-96).....	4	21	5.3	0
Naufahu Tahf (2006-10).....	10	21	2.1	0
Bubby Brister (2000).....	5	20	4.0	0
Jeff Womack (1987).....	9	20	2.2	0
Cedric Smith (1990).....	9	19	2.1	0
Leo Lewis (1981-91).....	16	19	1.2	0
Bernard Berrian (2008-11).....	5	18	3.6	0
Ron Gore (1976).....	3	18	6.0	0
Darrell Lester (1964).....	4	18	4.5	0
Brooks Bollinger (2006-07).....	5	18	3.6	0
Brett Wilson (1987).....	5	16	3.2	0

Eddie Payton (1980-82)	2	15	7.5	0	Jeff Williams (1966)	1	2	2.0	0
Eddie Johnson (2003)	2	15	7.5	0	Willie Spencer (1976)	4	2	0.5	0
Sam Harrell (1980-82, '87)	6	15	2.5	0	Larry Miller (1987)	1	1	1.0	0
Brett Favre (2009-10)	26	15	0.6	0	Joe Senser (1979-84)	2	1	0.5	0
Wayne Wilson (1986)	8	14	1.8	0	Randall McDaniel (1988-99)	2	1	0.5	0
Bob Berry (1965-67, '73-76)	5	13	2.6	0	Bob Ferguson (1963)	3	1	0.3	0
Bill Harris (1969-70)	6	13	2.2	0	Sean Salisbury (1990-94)	15	1	0.1	0
Jimmy Smith (1987)	7	13	1.9	0	Paul Krause (1968-79)	1	0	0.0	0
Travis Prentice (2001)	14	13	0.9	2	Al Denson (1971)	1	0	0.0	0
Nick Davis (2002-03)	1	11	11.0	0	Jeff Siemon (1972-82)	1	0	0.0	0
Jamie Caleb (1961)	3	11	3.7	0	Mike Saxon (1994-95)	1	0	0.0	0
Leonard Moore (1987)	4	11	2.8	0	Mitch Berger (1996-01)	1	0	0.0	0
Earl Denny (1967-68)	2	9	4.5	0	Kyle Richardson (2002)	1	0	0.0	0
Ahmad Rashad (1976-81)	1	8	8.0	0	John Avery (2003)	1	0	0.0	0
Travis Taylor (2005-06)	3	8	2.7	0	Charles Stackhouse (2003)	1	0	0.0	0
Bethel Johnson (2006)	4	8	2.0	0	Lance Rentzel (1965-66)	1	-1	-1.0	0
Norm Sneed (1971)	6	6	1.0	1	Jim Gustafson (1985-89)	1	-2	-2.0	0
Gus Fretted (2003-04, 08)	31	5	0.2	1	Harry Newsome (1990-93)	2	-2	-1.0	0
Steve Jordan (1982-94)	1	4	4.0	1	Shaun Hill (2005)	2	-2	-1.0	0
Robert Tate (1997-01)	1	4	4.0	0	Tom Hall (1964-65, '68-69)	4	-4	-1.0	0
Brian Russell (2002-04)	1	4	4.0	0	Jay Fiedler (1998)	4	-6	-1.5	0
John McCormick (1962)	2	4	2.0	0	Mike Mularkey (1983-88)	1	-6	-6.0	0
Jim Young (1965-66)	3	4	1.3	0	Bucky Scribner (1987-89)	2	-7	-3.5	0
Phil Frye (1987)	4	4	1.0	0	Bobby Wade (2007-08)	1	-9	-9.0	0
Audrae Thomas (1987)	6	4	0.7	0	Preston Carpenter (1966)	1	-10	-10.0	0
Aundrae Allison (2007-08)	3	4	1.3	0	Jerry Reichow (1961-64)	1	-12	-12.0	0
Dave Nelson (1984)	1	3	3.0	0	Mike Eischeid (1972-74)	1	-13	-13.0	0
Troy Walters (2000-01)	1	3	3.0	0	Dwight Collins (1984)	3	-14	-4.7	0
Stu Voigt (1970-80)	2	3	1.5	1	Chris Kluge (2005-11)	3	-19	-6.3	0
Steve Harris (1987)	4	3	0.8	0	Mike Mercer (1961)	1	-32	-32.0	0
Gordon Smith (1961-65)	1	2	2.0	0					

VIKINGS TOUCHDOWNS BY SEASON

Year	Offensive			Defensive			Special Teams					
	Rush	Pass	Fumble	Int	Fumble	Total	Punt	Kick	Blk Punt	Blk FG	Total	
1961	14	22	0	36	0	0	0	1	0	0	0	1
1962	7	22	0	29	1	1	2	0	0	0	0	0
1963	17	16	0	33	2	2	4	1	1	0	0	2
1964	14	23	0	37	4	1	5	0	0	0	0	0
1965	19	21	0	40	2	0	2	0	1	1	0	2
1966	15	18	0	33	1	0	1	0	0	0	0	0
1967	10	11	0	21	2	1	3	0	1	0	0	1
1968	19	11	0	30	1	0	1	1	0	0	0	1
1969	15	24	1	40	2	0	2	0	0	1	0	1
1970	16	12	0	28	2	3	5	0	0	2	0	2
1971	14	9	0	23	1	1	2	0	0	0	0	0
1972	11	19	0	30	2	2	4	0	0	0	0	0
1973	14	16	0	30	2	0	2	0	0	1	0	1
1974	17	22	0	39	0	1	1	0	0	0	0	0
1975	18	27	1	46	0	2	2	0	0	0	0	0
1976	18	17	0	35	0	0	0	0	0	1	0	1
1977	9	19	0	28	0	1	1	0	0	1	0	1
1978	10	25	0	35	0	1	1	0	0	1	0	1
1979	9	23	0	32	0	0	0	0	0	0	0	0
1980	14	22	0	36	2	0	2	0	1	0	0	1
1981	8	27	0	35	0	1	1	0	1	0	0	1
1982	6	15	0	21	1	1	2	0	0	0	0	0
1983	17	15	0	32	0	1	1	0	0	1	0	1
1984	10	18	0	28	1	2	3	0	0	0	0	0
1985	19	22	0	41	1	1	2	0	0	0	0	0
1986	14	31	0	45	2	0	2	0	0	1	0	1
1987	20	21	0	41	0	0	0	1	0	0	0	1
1988	22	20	0	42	5	2	7	0	0	0	0	0
1989	12	17	0	29	2	4	6	0	1	0	0	1
1990	10	25	0	35	2	2	4	0	0	0	0	0
1991	18	16	0	34	2	0	2	0	0	0	0	0
1992	19	18	0	37	6	2	8	0	0	0	0	0
1993	8	18	0	26	2	0	2	0	0	0	0	0
1994	11	18	0	29	4	3	7	0	0	0	0	0
1995	10	33	0	43	2	2	4	1	0	0	0	1
1996	7	24	0	31	1	0	1	1	0	0	0	1
1997	14	26	0	40	0	2	2	0	0	0	0	0
1998	17	41	0	58	3	2	5	0	1	0	0	1
1999	13	32	0	45	1	0	1	1	2	0	0	3
2000	14	33	0	47	0	0	0	0	0	0	0	0
2001	10	23	0	33	1	1	2	0	0	0	0	0
2002	26	19	0	45	1	0	1	0	0	0	0	0
2003	15	32	0	47	4	0	4	0	0	0	0	0
2004	8	39	0	47	1	1	2	1	0	0	0	1
2005	10	18	0	28	3	0	3	1	1	0	0	2
2006	12	13	1	26	3	2	5	1	0	0	0	1
2007	22	12	0	34	6	2	8	0	1	0	0	1
2008	15	22	0	37	0	2	2	1	0	0	1	2
2009	19	34	0	53	0	1	1	0	2	0	0	2
2010	16	14	0	30	1	1	2	0	1	0	0	1
2011	18	20	0	38	0	0	0	0	1	0	0	1

KICKOFF
EXECUTIVES
STAFF
COACHES
PLAYERS
ROOKIES
2011 SEASON
RECORDS
PLAYOFF RECORDS
HISTORY
EXTRA POINTS

VIKINGS TEAM RECORDS

1961-77 - 14 games; 1978-2011 - 16 games * = 16-game record where applicable † = 9 games ‡ = 15 games
Note: The 1982 regular season was reduced to nine games and the 1987 season to 15 games due to players' strike

GAMES WON

Most Consecutive Games Won (Including Postseason)

12 1969
10 1975
9 1973
9 1998
9 2002-03

Most Consecutive Games Won (Regular Season)

12 1969
10 1975
10 1999-00
9 1973
9 1998-99
9 2002-03

Most Games Won, Season (Including Postseason)

16 1998
14 1969, 1973
13 1976, 2009

Most Games Won, Season (Regular Season)

15 1998
12 1969, 1970, 1973, 1975
11 1976, 1992, 2000

Most Consecutive Games Won, Start of Season

10 1975
9 1973
7 1998, 2000

Most Consecutive Games Won, End of Season

8 1998
3 1964, 1970, 1974, 1993, 1999, 2002

Most Consecutive Home Games Won

15 1974-76
14 1969-70
13 1988-90
13 1999-00

Most Consecutive Road Games Won

7 1970-71
7 1973-74

GAMES LOST

Most Consecutive Games Lost

8 2001-02
7 1961
7 1961-62

Most Consecutive Games Without Victory

8 2001-02
7 1961
7 1961-62
7 1962

Most Games Lost, Season

13 1984
13 2011
11 1961
11 1962
11 2001

Most Consecutive Home Games Lost

5 1966-67
5 2011

Most Consecutive Home Games Without Victory

7 1966-67

Most Consecutive Away Games Lost

16 2000-02

Most Consecutive Away Games Without Victory

16 2000-02

SCORING

Most Points, Season

556 1998
470 2009
416 2003

Most Points, Opponent, Season

484 1984

Fewest Points, Season

187 1982†
259 1979*

Fewest Points, Opponent, Season

133 1969
139 1979*

Most Points, Game

54 vs. Dal., 10/18/70

52 vs. Pitt., 11/23/69

52 vs. Balt., 9/28/69

Most Points, Opponent, Game

56 vs. St. L., 10/6/63

Most Points, Both Teams, Game

89 @ Chi., 10/19/08 (Minn. 41, Chi. 48)
87 @ Chi., 12/17/61 (Minn. 35, Chi. 52)
86 @ LA Rams, 11/19/72 (Minn. 45, LA 41)

Fewest Points, Both Teams, Game

3 vs. G.B., 11/14/71 (Minn. 3, G.B. 0)

Most Points Overcome To Win Game

24 vs. S.F., 12/4/77
23 @ Phil., 12/1/85
21 @ S.F., 10/24/65
20 vs. Chi., 10/4/92

Most Points, Opponent, Overcome To Win Game

21 @ Cin., 12/24/94
20 @ N.E., 11/13/94
20 vs. Det., 9/25/11

Most Points, First Half

35 vs. G.B., 9/28/86
35 vs. Det., 12/2/07
34 vs. Dal., 10/18/70
34 vs. Chi., 11/25/90

Most Points, Opponent, First Half

45 @ Sea., 9/29/02

Most Points, Both Teams, First Half

55 @ Sea., 9/29/02

Most Points, Second Half

38 vs. Jack., 12/20/98
35 @ LA Rams, 11/19/72
35 vs. Pitt., 11/23/69

Most Points, Opponent, Second Half

35 vs. St. L., 10/6/63

Most Points, Both Teams, Second Half

58 vs. Buf., 9/15/02

Most Points, First Quarter

28 vs. G.B., 9/28/86
28 vs. Ari., 10/9/11
21 vs. Det., 11/15/92
21 @ Dal., 11/26/98
21 vs. T.B., 10/3/99
21 @ Ari., 12/14/08

Most Points, Opponent, First Quarter

21 @ Oak., 12/11/77
21 @ Oak., 12/17/78
21 @ Den., 11/18/84
21 @ Cin., 11/23/86
21 @ S.F., 12/18/95
21 @ Det., 12/11/11

Most Points, Both Teams, First Quarter

31 @ Cin., 11/23/86

Most Points, Second Quarter

28 vs. S.F., 9/29/63
28 vs. Atl., 9/14/68
28 vs. S.D., 11/28/99
28 vs. Det., 12/2/07
24 vs. Det., 10/8/89
24 vs. Chi., 11/29/08
24 vs. NYG., 1/3/10
24 vs. Buf., 12/5/10

Most Points, Opponent, Second Quarter

31 @ Sea., 9/29/02

Most Points, Both Teams, Second Quarter

35 vs. S.F., 9/29/63
35 @ S.F., 10/24/65
35 vs. Det., 12/2/07

Most Points, Third Quarter

24 @ Pitt., 9/24/95
21 @ S.F., 10/24/65
21 vs. Phil., 12/22/85
21 vs. Det., 9/13/87

Most Points, Opponent, Third Quarter

24 @ Chi., 9/19/85

Most Points, Both Teams, Third Quarter

31 @ Chi., 12/17/61

Most Points, Fourth Quarter

28 @ Phil., 12/1/85
24 @ Pitt., 11/26/67
24 vs. T.B., 11/30/86
24 vs. Jack., 12/20/98

Most Points, Opponent, Fourth Quarter

28 @ Balt., 12/16/62
28 vs. St. L., 10/6/63
28 vs. G.B., 11/21/65
28 @ Chi., 9/17/89

Most Points, Both Teams, Fourth Quarter

35 @ Balt., 12/16/62
35 @ Chi., 12/19/65
35 @ LA Rams, 11/19/72

Most Consecutive Games Scoring

260 1991-2007
161 1962-73

Largest Margin of Victory

48 vs. Cle., 11/9/63 (51-3)
42 vs. N.O., 12/4/88 (45-3)
41 vs. Dal., 10/18/70 (54-13)
41 vs. Hou., 10/13/74 (51-10)
40 vs. Atl., 9/14/68 (47-7)
40 @ Dal., 11/13/88 (43-3)
40 vs. Jack., 12/20/98 (50-10)
38 vs. Balt., 9/28/69 (52-14)
38 vs. Pitt., 11/23/69 (52-14)
38 vs. Atl., 11/9/75 (38-0)

Largest Margin of Defeat

44 @ S.F., 12/8/84 (7-51)
38 @ Det., 12/12/81 (7-45)
38 @ G.B., 11/14/11 (7-45)
36 @ LA Rams, 9/22/67 (3-39)
35 vs. Phil., 9/14/80 (7-42)
34 @ G.B., 11/11/07 (0-34)
32 @ LA Rams, 10/24/77 (3-35)
31 @ Balt., 12/8/63 (10-41)
31 @ Det., 12/9/78 (14-45)
31 vs. SF., 9/8/83 (17-48)
31 vs. Chi., 11/25/84 (3-34)
31 @ St. L., 11/30/03 (17-48)

TOUCHDOWNS

Most Touchdowns, Season

64 1998
56 2009
51 2003
50 2004

Most Touchdowns, Opponent, Season

59 1984

Fewest Touchdowns, Season

23 1982‡
28 1993*

Fewest Touchdowns, Opponent, Season

14 1970
14 1971
24 1988

Most Touchdowns, Game

7 vs. Balt., 9/28/69
7 vs. Pitt., 11/23/69
7 @ T.B., 10/23/88

Most Touchdowns, Opponent, Game

8 vs. St. L., 10/6/63
7 @ Chi., 12/17/61

Most Touchdowns, Both Teams, Game

12 @ Chi., 12/17/61

Most Consecutive Games Scoring Touchdown

97 1995-2001
55 1962-66
52 2002-2005

POINT AFTER TOUCHDOWNS

Most Point After Touchdowns, Season

59 1998
54 2009
48 1988
48 2003

Most Point After Touchdowns, Opponent, Season

58 1984

Most Point After Touchdowns, Game

7 vs. Balt., 9/28/69
7 vs. Pitt., 11/23/69
7 @ T.B., 10/23/88

Most Point After Touchdowns, Opponent, Game

8 @ St. L., 10/6/63
7 @ Chi., 12/17/61

Most Consecutive Point After Touchdowns

199 1968-74

FIELD GOALS

Most Field Goals Attempted, Season

45 1970
44 1989
39 1994

Most Field Goals Attempted, Opponent, Season

42 1999

Fewest Field Goals Attempted, Season

14 1982G
18 2001*, 2010*

Most Field Goals Attempted, Game

7 vs. LA Rams, 11/5/89
6 vs. N.O., 9/27/70
6 @ Chi., 9/23/73
6 vs. Clew., 11/4/73
6 vs. Cin., 12/25/89
6 vs. G.B., 9/26/93
6 @ Balt., 12/13/98
6 vs. Ind., 9/14/08

Most Field Goals Attempted, Opponent, Game

8 vs. Det., 11/13/66

Most Field Goals Attempted, Both Teams, Game

10 @ Chi., 9/23/73

Most Field Goals, Season

35 1998
34 1994
32 1989

Most Field Goals, Opponent, Season

34 2006

Fewest Field Goals, Season

8 1977, 1982G
12 1978

Most Field Goals, Game

7 vs. LA Rams, 11/5/89
6 @ Balt., 12/13/98

Most Field Goals, Opponent, Game

6 vs. Det., 11/13/66
6 @ Det., 10/17/99

Most Field Goals, Both Teams, Game

7 vs. Det., 11/13/66
7 @ Chi., 9/23/73
7 vs. NYG, 11/16/86
7 vs. LA Rams, 11/5/89
7 vs. G.B., 9/26/93
7 vs. Det., 9/20/98
7 @ Det., 10/17/99
7 vs. Chi., 9/24/06
7 vs. Oak., 11/18/07
7 vs. Det., 9/25/11

Most Consecutive Games Scoring Field Goal

31 1968-70

SAFETIES**Most Safeties, Season**

3 1965, 1981, 2008

Most Safeties, Opponent, Season

2 1988, 1995, 1996, 2007

Most Safeties, Game

2 @ Atl., 10/5/03
2 vs. G.B., 11/9/08

FIRST DOWNS**Most First Downs, Season**

351 2004
350 2002

Most First Downs, Opponent, Season

350 2004

Most First Downs, Both Teams, Season

701 2004

Fewest First Downs, Season

167 1982G
272 2006*

Fewest First Downs, Opponent, Season

158 1969
243 1988

Most First Downs, Game

34 vs. Balt., 9/28/69
33 vs. Det., 11/6/88
32 @ G.B., 11/17/91
32 vs. N.O., 11/19/95

Most First Downs, Opponent, Game

36 vs. N.O., 12/18/11

Most First Downs, Both Teams, Game

57 vs. Buf., 9/15/02

Fewest First Downs, Game

3 @ G.B., 12/21/06

Fewest First Downs, Opponent, Game

3 @ Det., 11/24/88

Fewest First Downs, Both Teams, Game

14 @ Atl., 12/21/69

Most First Downs, Rushing, Season

142 1975

Most First Downs, Rushing, Opponent, Season

148 1979

Fewest First Downs, Rushing, Season

52 1982G
75 1996*

Fewest First Downs, Rushing, Opponent, Season

53 1982G
53 2006*

Most First Downs, Rushing, Game

19 vs. Chi., 10/17/65

Most First Downs, Rushing, Opponent, Game

20 vs. S.F., 10/15/61

Fewest First Downs, Rushing, Game

0 vs. Chi., 10/28/96

Fewest First Downs, Rushing, Opponent, Game

0 vs. S.F., 12/14/69
0 @ Det., 11/24/88
0 vs. Det., 1/2/00
0 @ Det., 12/10/06
0 vs. Chi., 11/29/09

Most First Downs Passing, Season

225 2004

Most First Downs Passing, Opponent, Season

222 2007

Fewest First Downs Passing, Season

85 1967
136 1987#
139 2007

Fewest First Downs Passing, Opponent, Season

80 1977

Most First Downs, Passing, Game

24 vs. Balt., 9/28/69

Most First Downs, Passing, Opponent, Game

23 vs. N.O., 12/28/11

Fewest First Downs, Passing, Game

1 @ G.B., 12/21/06

Fewest First Downs, Passing, Opponent, Game

1 vs. Chi., 10/1/67
1 @ S.F., 11/29/76
1 @ Chi., 11/20/77
1 @ Chi., 12/3/06

Most First Downs, Penalty, Season

36 1999

Most First Downs, Penalty, Opponent, Season

36 2003

Fewest First Downs, Penalty, Season

8 1982G
16 1992, 1993*

Fewest First Downs, Penalty, Opponent, Season

8 1962
10 1974

Most First Downs, Penalty, Game

7 vs. Oak., 11/20/11
6 vs. Oak., 9/14/81
6 vs. S.F., 10/24/99

Most First Downs, Penalty, Opponent, Game

7 @ Chi., 9/25/78

NET YARDS GAINED**Most Yards Gained, Season**

6,339 2004
6,294 2003

Most Yards Gained, Opponent, Season

6,352 1984

Fewest Yards Gained, Season

2,879 1982G
4,316 2005*

Fewest Yards Gained, Opponent, Season

2,720 1969
4,091 1988*

Most Yards Gained, Game

622 vs. Balt., 9/28/69
605 @ N.O., 10/17/04
559 vs. S.F., 10/30/66

Most Yards Gained, Opponent, Game

576 @ Balt., 12/16/62

Most Yards Gained, Both Teams, Game

1,013 @ Wash., 11/2/86

Fewest Yards Gained, Game

87 vs. G.B., 11/14/71

Fewest Yards Gained, Opponent, Game

60 vs. Atl., 11/9/75

60 @ N.O., 11/16/75

60 @ Det., 11/24/88

Fewest Yards Gained, Both Teams, Game

272 vs. LA Rams, 10/26/70

Most Consecutive Games, 300 or More Yards

36 2002-2004

Most Consecutive Games, 400 or More Yards

5 2004

RUSHING**ATTEMPTS****Most Rushing Attempts, Season**

556 1975

551 1966

Most Rushing Attempts, Opponent, Season

583 1979

Fewest Rushing Attempts, Season

245 1982G

376 2001*

Fewest Rushing Attempts, Opponent, Season

260 1982G

338 1969

352 1995*

Most Rushing Attempts, Game

63 vs. Atl., 11/9/75

Most Rushing Attempts, Opponent, Game

65 vs. LA Rams, 9/19/76

Fewest Rushing Attempts, Game

11 vs. G.B., 11/29/81

11 @ N.O., 10/7/01

Fewest Rushing Attempts, Opponent, Game

6 vs. Ari., 11/26/06

YARDS**Most Yards Gained Rushing, Season**

2,634 2007

2,507 2002

2,343 2003

2,338 2008

Most Yards Gained Rushing, Opponent, Season

2,637 1961

Fewest Yards Gained Rushing, Season

912 1982G

1,467 2005*

Fewest Yards Gained Rushing, Opponent, Season

985 2006*

1,020 1982G

1,089 1969

Most Yards Gained Rushing, Game

378 vs. S.D., 11/4/07

311 @ Chi., 10/14/07

Most Yards Gained Rushing, Opponent, Game

343 vs. Chi., 11/20/70

Most Yards Gained Rushing, Both Teams, Game

548 vs. LA Rams, 11/5/61

486 vs. Det., 10/17/65

Fewest Yards Gained Rushing, Game

11 vs. Chi., 10/28/96

Fewest Yards Gained Rushing, Opponent, Game

-3 @ Det., 12/10/06

4 vs. Sea., 11/22/09

7 @ Mia., 11/19/06

AVERAGE GAIN**Highest Average Gain Rushing, Season**

5.3 2002, 2007

5.2 2011

Lowest Average Gain Rushing, Season

3.2 1970

Highest Average Gain Game (Min. 10 att.)

8.8 vs. S.D., 11/4/07

TOUCHDOWNS**Most Touchdowns, Rushing, Season**

26 2002

22 1988, 2007

Most Touchdowns, Rushing, Opponent, Season

29 1961

Fewest Touchdowns, Rushing, Season

6 1982G

7 1996*

Fewest Touchdowns, Rushing, Opponent,

Season
 2 1971
 5 2009
 7 2007

Most Touchdowns, Rushing, Game
 4 Many Times, last time vs. Ari., 10/9/11

Most Touchdowns, Rushing, Opponent, Game
 5 vs. S.F., 10/15/61
 5 @ St. L., 12/10/00

Most Touchdowns, Rushing, Both Teams, Game
 7 vs. S.F., 10/15/61
 7 @ Sea., 9/29/02

PASSING

ATTEMPTS
Most Passes Attempted, Season
 709 1981

Most Passes Attempted, Opponent, Season
 646 2007

Fewest Passes Attempted, Season
 282 1968
 432 2007

Fewest Passes Attempted, Opponent, Season
 292 1982G
 312 1977
 366 1979*

Most Passes Attempted, Game
 63 @ T.B., 9/5/81
 63 @ N.E., 10/20/91

Most Passes Attempted, Opponent, Game
 70 @ N.E., 11/13/94

Most Passes Attempted, Both Teams, Game
 112 @ N.E., 11/13/94

Fewest Passes Attempted, Game
 8 @ G.B., 11/27/77

Fewest Passes Attempted, Opponent, Game
 6 @ Chi., 10/23/72

Fewest Passes Attempted, Both Teams, Game
 22 vs. G.B., 11/14/71

COMPLETIONS

Most Passes Completed, Season
 409 1994

Most Passes Completed, Opponent, Season
 415 2007

Fewest Passes Completed, Season
 150 1967
 232 1987#
 249 2007*

Fewest Passes Completed, Opponent, Season
 149 1967
 149 1977
 218 1990*

Most Passes Completed, Game
 38 vs. Clev., 12/14/80
 38 vs. G.B., 11/29/81
 37 @ T.B., 9/5/81
 37 @ Phi., 9/20/04

Most Passes Completed, Opponent, Game
 45 @ N.E., 11/13/94

Most Pass Completions, Both Teams, Game
 71 @ N.E., 11/13/94

Fewest Passes Completed, Game
 2 @ G.B., 10/15/67

Fewest Passes Completed, Opponent, Game
 2 vs. Chi., 12/3/72

Fewest Pass Completions, Both Teams, Game
 11 vs. G.B., 11/14/71

YARDS

Most Yards Gained, Passing, Season
 4,754 2004
 4,492 1998
 4,333 1981

Most Yards Gained, Passing, Opponent, Season
 4,500 2007

Fewest Yards Gained, Passing, Season
 1,655 1971
 2,826 1987#
 2,869 1992*

Fewest Yards Gained, Passing, Opponent, Season

1,442 1970
 2,489 1988*

Most Yards Gained, Passing, Game
 530 vs. Balt., 9/28/69

Most Yards Gained, Passing, Opponent, Game
 486 @ T.B., 12/7/80

Most Yards Gained, Passing, Both Teams, Game
 918 @ S.D., 11/9/03

Fewest Yards Gained, Passing, Game
 21 vs. G.B., 11/14/71
 21 vs. Det., 12/11/71

Fewest Yards Gained, Passing, Opponent, Game
 -7 @ N.O., 11/16/75

Fewest Yards Gained, Passing, Both Teams, Game
 102 vs. Atl., 11/9/75

COMPLETION PERCENTAGE

Highest Completion Percentage, Season
 68.8 2004 (380-552)

Highest Completion Percentage, Opponent, Season
 68.2 2011 (367-538)

Lowest Completion Percentage, Season
 44.6 1967 (150 of 336)

Lowest Completion Percentage, Opponent, Season
 45.6 1988 (219 of 480)

Highest Completion Percentage, Game (10 att.)
 87.5 vs. Cin., 11/13/77 (21 of 24)

Highest Completion Percentage, Opponent, Game (10 att.)
 85.2 @ L.A. Raiders, 9/5/93 (23 of 27)
 83.3 vs. S.F., 12/26/94 (30 of 36)

Highest Completion Percentage, Both Teams, Game
 77.6 @ Chi., 9/18/94 (52 of 67)

Lowest Completion Percentage, Game (10 att.)
 18.2 @ G.B., 10/15/67 (2 of 11)

Lowest Completion Percentage, Opponent, Game
 15.3 vs. Chi., 12/3/72 (2 of 13)

Lowest Completion Percentage, Both Teams, Game
 29.8 @ Det., 12/17/67 (14 of 47)

TOUCHDOWNS

Most Touchdowns, Passing, Season
 41 1998

Most Touchdowns, Passing, Opponent, Season
 35 1984

Fewest Touchdowns, Passing, Season
 9 1971
 12 2007

Fewest Touchdowns, Passing, Opponent, Season
 6 1970
 11 1993

Most Touchdowns, Passing, Game
 7 vs. Balt., 9/28/69
 6 vs. G.B., 9/28/86

Most Touchdowns, Passing, Opponent, Game
 5 Many Times, last vs. N.O., 12/18/11

SACKS

TOTAL SACKS
Most Sacks, Season
 71 1989
 51 1992

Most Sacks, Opponent, Season
 64 1984
 61 1961

Fewest Sacks, Season
 16 1961
 30 1979, 1980, 2001, 2006

Fewest Sacks, Opponent, Season
 19 1974
 25 1998*

Most Sacks, Game
 9 vs. Det., 10/6/68
 9 vs. Chi., 11/2/69
 9 @ Atl., 12/20/70
 9 @ Chi., 10/25/93

Most Sacks, Opponent, Game
 11 @ Chi., 10/28/84

10 vs. Balt., 9/23/62

Most Sacks, Both Teams, Game
 14 vs. Chi., 11/2/69

SACK YARDAGE
Most Sack Yardage, Season
 502 1989

Most Sack Yardage, Opponent, Season
 538 1961

Most Sack Yardage, Game
 78 vs. Chi., 11/2/69
 77 @ Atl., 12/20/70

Most Sack Yardage, Opponent, Game
 114 @ Chi., 12/17/61

SACK RATIO
Highest Attempts/Sack Ratio, Season
 24.4 1981 (709-29)
 21.7 1994 (673-31)
 21.1 1974 (400-19)

Highest Attempts/Sack Ratio, Opponent, Season
 22.8 1961 (365-16)
 20.1 2002 (542-27)
 20.0 2006 (599-30)

Fewest Attempts/Sack Ratio, Season
 6.2 1961 (377-61)
 6.8 1964 (326-48)
 7.1 1962 (348-49)

Fewest Attempts/Sack Ratio, Opponent, Season
 6.9 1989 (488-71)
 7.0 1963 (404-58)
 7.2 1968 (323-45)

INTERCEPTIONS

TOTAL INTERCEPTIONS
Most Interceptions, Season
 36 1988

Most Interceptions, Opponent, Season
 34 1978

Fewest Interceptions, Season
 8 2000, 2001, 2011

Fewest Interceptions, Opponent, Season
 7 2009

Most Interceptions, Game
 6 @ T.B., 10/23/88
 6 @ Pitt., 9/24/95

Most Interceptions, Opponent, Game
 5 Many Times, last @ Cin., 9/18/05

YARDS

Most Yards, Season
 693 2003
 589 1988

Most Yards, Opponent, Season
 445 1962
 442 1978

Fewest Yards, Season
 43 2009

Fewest Yards, Opponent, Season
 37 1982G
 88 1973, 1986

Most Yards, Game
 169 @ NVC, 11/25/07

Most Yards, Opponent, Game
 176 @ N.O., 9/3/78

TOUCHDOWNS
Most Touchdowns By Interceptions, Season
 6 1992, 2007

Most Touchdowns By Interceptions, Opponent, Season
 4 1967, 2006

PUNTING

TOTAL PUNTS
Most Punts, Season
 94 2006

Most Punts, Opponent, Season
 99 1969

Most Punts, Game
 12 @ G.B., 11/21/82

Most Punts, Opponent, Game
 12 @ N.O., 11/16/75

Fewest Punts, Both Teams, Game
 1 @ T.B., 10/29/00

Consecutive Punts, No Blocks
 563 1979-87

AVERAGE YARDAGE
Highest Average Distance, Punting, Season
 46.9 2008

Highest Average Distance, Punting, Opponent, Season
47.1 2011

Highest Average Distance, Punting, Game (4 punts)
57.5 @ Det., 9/16/07

Highest Average Distance, Punting, Opponent, Game (4 punts)
54.9 vs. S.D., 11/4/07

PUNT RETURNS

TOTAL RETURNS

Most Punt Returns, Season
59 1988

Most Punt Returns, Opponent, Season
52 1978

Most Punt Returns, Game
9 @ LA Rams, 12/2/79

Most Punt Returns, Opponent, Game
9 @ G.B., 12/21/06

YARDS GAINED

Most Yards, Punt Returns, Season
553 1988

Most Yards, Punt Returns, Opponent, Season
624 2008

Most Yards, Punt Returns, Game
117 vs. Wash., 11/3/68

Most Yards, Punt Returns, Opponent, Game
176 @ N.O., 10/6/08

TOUCHDOWNS

Most Touchdowns, Punt Returns, Season
1 Many times, last in 2008

Most Touchdowns, Punt Returns, Opponent, Season
4 2008

KICKOFF RETURNS

TOTAL RETURNS

Most Kickoff Returns, Season
86 1984, 2002

Most Kickoff Returns, Opponent, Season
91 2009

Most Kickoff Returns, Game
9 @ Phil., 11/11/01

Most Kickoff Returns, Opponent, Game
9 @ Sea., 9/29/02

Most Kickoff Returns, Opponent, Game
10 @ Balt., 12/13/98

1,775 1984, 2002

Most Yards, Kickoff Returns, Opponent, Season
2,060 2009

Most Yards, Kickoff Returns, Game
237 @ Phil., 11/11/01

Most Yards, Kickoff Returns, Opponent, Game
367 @ Balt., 12/13/98

TOUCHDOWNS

Most Touchdowns, Kickoff Returns, Season
2 1999, 2009

Most Touchdowns, Kickoff Returns, Opponent, Season
4 1998

FUMBLES

TOTAL FUMBLES

Most Fumbles, Season
45 1963

Most Fumbles, Opponent, Season
50 1963

Fewest Fumbles, Season
10 1998

Fewest Fumbles, Opponent, Season
12 1982/6

Fewest Fumbles, Game
8 @ S.F., 10/24/65

Most Fumbles, Opponent, Game
10 vs Det., 11/12/67

FUMBLES LOST

Most Fumbles Lost, Season
25 1965

Most Fumbles Lost, Opponent, Season
31 1963

Fewest Fumbles Lost, Season
3 1980

Fewest Fumbles Lost, Opponent, Season
7 2002, 2003

Most Fumbles Lost, Game
5 @ Atl., 12/21/69 (Lost game)

Most Fumbles Lost, Opponent, Game
6 vs. Det., 11/24/63 (Lost game)

Most Consecutive Games without Losing Fumble
10 1998-99

Most Penalties, Season
137 2002

Most Penalties, Opponent, Season
137 2005

Fewest Penalties, Season
36 1961

83 1991*

Fewest Penalties, Opponent, Season
47 1972

81 1994*

Most Penalties, Game
16 @ Det., 12/19/82

Most Penalties, Opponent, Game
17 @ Cin., 9/18/05

Fewest Penalties, Game
0 Many times, last vs. Chi., 12/3/72

Fewest Penalties, Opponent, Game
0 @ G.B., 11/27/77

0 @ Chi., 10/23/72

YARDS PENALIZED

Most Yards Penalized, Season
1,139 2002

Most Yards Penalized, Opponent, Season
1,167 1998

Fewest Yards Penalized, Season
375 1961

565 1991*

Fewest Yards Penalized, Opponent, Season
399 1982/6

614 1994*

Most Yards Penalized, Game
173 @ L.A. Rams, 9/22/67

Most Yards Penalized, Opponent, Game
169 @ Det., 10/25/98

Fewest Yards Penalized, Game
0 Many times, last vs. Chi., 12/3/72

Fewest Yards Penalized, Opponent, Game
0 Many times, last @ NVJ, 11/23/97

BLOCKED KICKS

Most, Season
13 1976, 1979

Most, Season, Opponent
6 1961, 1974

Most, Game
4 @ T.B., 11/25/79 (2 pat, 1-fg, 1 punt)

Most, Game, Opponent
2 vs. Dal., 10/20/68 (2-fgs)

2 vs. Buff., 12/9/79 (1-fg, 1 punt)

2 @ Atl., 12/15/85 (2-fgs)

2 vs. Chi., 10/28/96 (1 punt, 1-fg)



The 1988 Vikings hold the team record for most interceptions in a season with 36. CB Carl Lee led the team that season with 8 interceptions, including 2 returned for touchdowns.

VIKINGS OPENING DAY RESULTS

DATE	OPPONENT (ATTENDANCE)	RESULT	HEAD COACH	STARTING QB	FINAL RECORD
9/17/1961	vs. Chicago (32,236)	W, 37-13	Norm Van Brocklin	George Shaw	3-11
9/16/1962	at Green Bay (38,669)	L, 7-34	Norm Van Brocklin	Fran Tarkenton	2-11-1
9/15/1963	at San Francisco (30,781)	W, 24-20	Norm Van Brocklin	Fran Tarkenton	5-8-1
9/13/1964	vs. Baltimore Colts (35,563)	W, 34-24	Norm Van Brocklin	Fran Tarkenton	8-5-1
9/19/1965	at Baltimore Colts (56,562)	L, 16-35	Norm Van Brocklin	Fran Tarkenton	7-7
9/11/1966	at San Francisco (29,312)	T, 20-20	Norm Van Brocklin	Fran Tarkenton	4-9-1
9/17/1967	vs. San Francisco (69,638)	L, 21-27	Bud Grant	Ron VanderKelen	3-8-3
9/14/1968	vs. Atlanta (45,563)	W, 47-7	Bud Grant	Joe Kapp	8-6#
9/21/1969	at NY Giants (62,900)	L, 23-24	Bud Grant	Gary Cuzzo	12-2#
9/20/1970	vs. Kansas City (47,900)	W, 27-10	Bud Grant	Gary Cuzzo	12-2#
9/20/1971	at Detroit (54,418)	W, 16-13	Bud Grant	Gary Cuzzo	11-3#
9/18/1972	vs. Washington (47,900)	L, 21-24	Bud Grant	Fran Tarkenton	7-7
9/16/1973	vs. Oakland (46,619)	W, 24-16	Bud Grant	Fran Tarkenton	12-2#
9/15/1974	at Green Bay (56,312)	W, 32-17	Bud Grant	Fran Tarkenton	10-4#
9/21/1975	vs. San Francisco (48,418)	W, 27-17	Bud Grant	Fran Tarkenton	12-2#
9/12/1976	at New Orleans (58,156)	W, 40-9	Bud Grant	Fran Tarkenton	11-2-1#
9/18/1977	vs. Dallas (47,678)	L, 10-16 (OT)	Bud Grant	Fran Tarkenton	9-5#
9/3/1978	at New Orleans (54,187)	L, 24-31	Bud Grant	Fran Tarkenton	8-7-1#
9/2/1979	vs. San Francisco (46,539)	W, 28-22	Bud Grant	Tommy Kramer	7-9
9/7/1980	vs. Atlanta (44,733)	W, 24-23	Bud Grant	Tommy Kramer	9-7#
9/5/1981	at Tampa Bay (66,287)	L, 13-21	Bud Grant	Steve Dils	7-9
9/12/1982	vs. Tampa Bay (58,440)	W, 17-10	Bud Grant	Tommy Kramer	5-4#
9/4/1983	at Cleveland (70,087)	W, 27-21	Bud Grant	Tommy Kramer	8-8
9/2/1984	vs. San Francisco (57,276)	L, 13-42	Les Steckel	Tommy Kramer	3-13
9/8/1985	vs. San Francisco (57,375)	W, 28-21	Bud Grant	Tommy Kramer	7-9
9/1/1986	vs. Detroit (54,851)	L, 10-13	Jerry Burns	Tommy Kramer	9-7
9/13/1987	vs. Detroit (57,061)	W, 34-19	Jerry Burns	Wade Wilson	8-7#
9/4/1988	at Buffalo (76,783)	L, 10-13	Jerry Burns	Wade Wilson	11-5#
9/10/1989	vs. Houston (54,015)	W, 38-7	Jerry Burns	Wade Wilson	10-6#
9/9/1990	at Kansas City (68,363)	L, 21-24	Jerry Burns	Wade Wilson	6-10
9/1/1991	at Chicago (64,112)	L, 6-10	Jerry Burns	Wade Wilson	8-8
9/6/1992	at Green Bay (58,617)	W, 23-20 (OT)	Dennis Green	Rich Gannon	11-5#
9/5/1993	at LA Raiders (44,120)	L, 7-24	Dennis Green	Jim McMahon	9-7#
9/4/1994	at Green Bay (59,487)	L, 10-16	Dennis Green	Warren Moon	10-6#
9/3/1995	at Chicago (63,036)	L, 14-31	Dennis Green	Warren Moon	8-8
9/1/1996	vs. Detroit (52,972)	W, 17-13	Dennis Green	Warren Moon	9-7#
8/31/1997	at Buffalo (79,139)	W, 34-13	Dennis Green	Brad Johnson	9-7#
9/6/1998	vs. Tampa Bay (62,538)	W, 31-7	Dennis Green	Brad Johnson	15-1#
9/12/1999	at Atlanta (69,555)	W, 17-14	Dennis Green	Randall Cunningham	10-6#
9/3/2000	vs. Chicago (64,104)	W, 30-27	Dennis Green	Daunte Culpepper	11-5#
9/9/2001	vs. Carolina (64,108)	L, 13-24	Dennis Green	Daunte Culpepper	5-11
9/8/2002	at Chicago (63,226)	L, 23-27	Mike Tice	Daunte Culpepper	6-10
9/7/2003	at Green Bay (70,505)	W, 30-25	Mike Tice	Daunte Culpepper	9-7
9/12/2004	vs. Dallas (64,105)	W, 35-17	Mike Tice	Daunte Culpepper	8-8#
9/11/2005	vs. Tampa Bay (63,939)	L, 13-24	Mike Tice	Daunte Culpepper	9-7
9/11/2006	at Washington (90,608)	W, 19-16	Brad Childress	Brad Johnson	6-10
9/9/2007	vs. Atlanta (62,815)	W, 24-3	Brad Childress	Tarvaris Jackson	8-8
9/8/2008	at Green Bay (71,004)	L, 19-24	Brad Childress	Tarvaris Jackson	10-6#
9/13/2009	at Cleveland (70,560)	W, 34-20	Brad Childress	Brett Favre	12-4#
9/9/2010	at New Orleans (70,051)	L, 9-14	Brad Childress	Brett Favre	6-10
9/11/2011	at San Diego (66,716)	L, 17-24	Leslie Frazier	Donovan McNabb	3-13

*at Champaign, IL #qualified for playoffs

VIKINGS OPENING DAY HIGHS

PASSING YARDS	RECEIVING TDs	INTERCEPTIONS
395.....Tommy Kramer.....vs. Atl, 9/7/80	4.....Ahmad Rashad.....vs. S.F., 9/2/79	2.....Larry Vargo.....at Balt, 9/19/65
361.....Steve Dils.....at T.B., 9/5/81	2.....Rickey Young.....at N.O., 9/3/78	2.....Paul Krause.....vs. Wash., 9/18/72
297.....Tommy Kramer.....vs. S.F., 9/2/79	2.....Herschel Walker.....at K.C., 9/9/90	2.....Jeff Siemon.....vs. Wash., 9/18/72
PASSING TDs	PASS RECEPTIONS	LONGEST INTERCEPTION RETURNS
5.....Daunte Culpepper.....vs. Dal., 9/12/04	12.....Rickey Young.....at N.O., 9/3/78	77.....Darren Sharper.....vs. T.B., 9/11/05
4.....Tommy Kramer.....vs. S.F., 9/2/79	12.....Ted Brown.....at T.B., 9/5/81	77.....Brian Williams.....at G.B., 9/7/03
4.....Fran Tarkenton.....vs. Chi., 9/17/61	11.....Ahmad Rashad.....vs. Atl., 9/7/80	54t.....Kevin Williams.....vs. Atl., 9/9/07
RUSHING YARDS	LONGEST RECEPTIONS	LONGEST KICKOFF RETURNS
180.....Adrian Peterson.....at Cle., 9/13/09	73t.....Anthony Carter.....vs. Det., 9/13/87	103t.....Percy Harvin.....at S.D., 9/11/11
169.....Robert Smith.....at Buf., 8/31/97	66.....Randy Moss.....vs. Chi., 9/3/00	71.....Clinton Jones.....at NY Giants, 9/21/69
140.....Terry Allen.....at K.C., 9/9/90	63t.....Oterrio Smith.....vs. Dal., 9/12/04	51.....David Palmer.....at Atl., 9/12/99
RUSHING TDs	COMBINED NET YARDS	LONGEST PUNT RETURNS
3.....Adrian Peterson.....at Cle., 9/13/09	200.....Herschel Walker.....at K.C., 9/9/90	36.....Darius Reynaud.....at Cle., 9/13/09
3.....Daunte Culpepper.....vs. Chi., 9/3/00	198.....Adrian Peterson.....at Cle., 9/13/09	29.....Leonard Willis.....at G.B., 9/12/76
LONGEST RUNS	193.....Terry Allen.....at K.C., 9/9/90	27.....Mewelde Moore.....at Wash., 9/11/06
78t.....Robert Smith.....at Buf., 8/31/97	QB SACKS	LONGEST FIELD GOALS
73.....Dave Osborn.....vs. S.F., 9/17/67	3.0.....Keith Millard.....vs. Hou., 9/10/89	53.....Paul Edinger.....vs., T.B., 9/11/05
64t.....Adrian Peterson.....at Cle., 9/13/09	2.0.....Brian Robison.....vs. Atl., 9/9/07	52.....Jan Stenerud.....vs. S.D., 9/2/84
RECEIVING YARDS	2.0.....John Randle.....at Buf., 8/31/97	50.....Fuad Revez.....at G.B., 9/6/92
160.....Ahmad Rashad.....vs. Atl., 9/7/80	TOTAL TACKLES	LONGEST PUNTS
152.....Gene Washington.....at NYG, 9/21/69	21.....Ed McDaniel.....at G.B., 9/4/94	77.....Mike Mercer.....at G.B., 9/16/67
152.....Ahmad Rashad.....vs. S.F., 9/2/79	16.....Jeff Siemon.....at N.O., 9/3/78	65.....Randall Cunningham.....at Buf., 8/31/97
	16.....Husain Abdullah.....at S.D., 9/11/11	62.....Chris Kluge.....vs. T.B., 9/11/05

VIKINGS IN FINAL NFL OFFENSIVE/DEFENSIVE RANKINGS

Year	Offense			Defense		
	Total	Rush	Pass	Total	Rush	Pass
1961	12	7	13	14	14	13
1962	12	6	11	12	10	11
1963	11	4	12	9	7	10
1964	6	2	11	10	5	13
1965	4	2	8	7	9	6
1966	4	3	7	6	7	2
1967	14	9	14	6	15	3
1968	14	6	15	5	11	3
1969	10	4	12	*1	2	*1
1970	19	14	14	*1	5	*1
1971	23	17	25	2	6	3
1972	12	20	3	5	16	*1
1973	7	6	14	12	11	12
1974	3	15	2	10	5	18
1975	5t	10	3	*1	*1	*1
1976	6	18	4	6	17	*1
1977	14	21	6	11	21	3
1978	17	28	2	14	10	19
1979	19	23	12	18	26	11
1980	11	27	3	26	25	24
1981	6	28	2	17t	15	18
1982	14	22	5	19	14	19
1983	20	20	13	19	25	6
1984	25	18	22	28	27	26
1985	16	27	7	16	22	15
1986	4	16	5	11	13	13
1987	15	11	20	10	11	16
1988	7	20	4	*1	5	2
1989	14	7	17	*1	11	*1
1990	12	15	11	13	21	3
1991	10	4	21	14	20	13
1992	11	7	18	8	14	7
1993	17	21	14	*1	6	6
1994	3	20	3	5	*1	21
1995	4	16	5	20	4	28
1996	12	24	8	16	24	9
1997	8	6	14	29	23	29
1998	2	11	*1	13	11	19
1999	3	14	5	27	14	30
2000	5	6	7	28	15	28
2001	12	25	7	27	30	18
2002	2	*1	9	26	10	29
2003	*1	4	4	23	17	26
2004	4	18	2	28	21	22
2005	25	27	20	21	19	29
2006	23	16	18	8	*1	31t
2007	13	*1	28	20	*1	32
2008	17	5	25	6	*1	18
2009	5	13	8	6	2	19
2010	23	10	26	8	9	10
2011	18	4	28	21	11	26

* Led NFL



The 1969 Vikings lived up to their name as the Purple People Eaters. The unit was the 1st in Vikings history to rank #1 in the NFL in defense and were instrumental in the team advancing to Super Bowl IV against Kansas City.

PLAYOFF RECORDS

VIKINGS ALL-TIME PLAYOFF LEADERS

PASSING (MINIMUM 100 ATTEMPTS)

Player	G	Att.	Cmp.	Pct.	Yds.	TD	Lg	Int	Rtg
1. Cunningham, R. (1997-99)	5	151	79	52.3	1,036	9	66†	3	85.9
2. Kapp, Joe (1967-69)	4	101	61	60.3	835	3	28	3	84.4
3. Culpepper, D. (1999-05)	4	134	73	54.5	980	8	68†	5	82.3
4. Wilson, Wade (1981-91)	6	185	99	53.5	1,322	7	63	6	75.6
5. Tarkenton, Fran (1961-66, 72-78)	11	292	149	51.0	1,803	11	57	17	58.6

RUSHING

Player	G	Att.	Yds.	Avg.	Lg	TD
1. Foreman, Chuck (1973-79)	13	229	860	3.8	62	7
2. Smith, Robert (1993-00)	9	145	590	4.1	27	1
3. Osborn, Dave (1965-75)	13	109	380	3.5	22	5
4. Peterson, Adrian (2007-11)	3	71	268	3.8	40†	5
5. Reed, Oscar (1968-74)	9	56	229	4.1	46	0
6. Nelson, Darrin (1982-89, '91-92)	7	46	170	3.7	14	0
7. Brown, Ted (1979-86)	3	42	160	3.8	18†	3
8. Kapp, Joe (1967-69)	4	27	160	5.9	19	2
9. Hoard, Leroy (1996-99)	6	41	155	3.8	12	4
10. Brown, Bill (1962-74)	12	42	139	3.3	19	1

RECEIVING

Player	G	No.	Yds.	Avg.	Lg	TD
1. Carter, Kris (1990-01)	13	60	842	14.0	66†	8
2. Foreman, Chuck (1973-79)	12	45	447	9.9	57	0
3. Carter, Anthony (1985-93)	8	37	644	17.4	63	1
4. Moss, Randy (1998-04)	8	35	723	20.7	68†	9
5. Voigt, Stu (1970-80)	14	30	362	12.1	28	3
6. Jordan, Steve (1982-94)	11	26	343	13.2	36	1
7. Henderson, John (1968-72)	6	23	309	13.4	46	0
8. Reed, Jake (1991-99, '01)	8	21	353	16.8	53	2
9. Rashad, Ahmad (1976-82)	7	20	278	13.9	35	1
Smith, Robert (1993-00)	9	20	153	7.7	32	1

PUNTING (MINIMUM 20 PUNTS)

Player	G	No.	Avg.	Lg	Blk
1. Berger, Mitch (1996-01)	9	41	40.1	63	0
2. Clabo, Neil (1975-77)	4	41	38.6	52	0
3. Coleman, Greg (1978-87)	4	20	38.3	46	1
4. Eischeid, Mike (1972-74)	6	31	38.1	52	1
5. Scribner, Bucky (1987-90)	6	36	36.2	46	1

INTERCEPTIONS

Player	G	No.	Yds.	Avg.	Lg	TD
1. Bryant, Bobby (1967-80)	14	6	80	13.3	63†	1
2. Browner, Joey (1983-91)	6	3	40	13.3	26	0
Wright, Jeff (1971-77)	12	3	34	11.3	18	0
Wright, Nate (1971-80)	12	3	26	8.7	26	0
Turner, John (1979-83, 85, 87)	4	3	25	8.3	17	0
Krause, Paul (1968-79)	19	3	14	4.7	14	0
Griffith, Robert (1994-01)	8	3	46	15.3	31	0
8. Rutland, Reggie (1987-92)	6	2	45	22.5	45†	1
Hilgenberg, Wally (1968-79)	19	2	0	0.0	0	0
Tate, Robert (1997-01)	5	2	5	2.5	4	0

PUNT RETURNS (MINIMUM 10 RETURNS)

Player	G	No.	Yds.	Avg.	Lg	TD
1. Carter, Anthony (1985-93)	8	17	259	15.2	84†	1

KICKOFF RETURNS (MINIMUM 10 RETURNS)

Player	G	No.	Yards	Avg.	Long	TD
1. Palmer, David (1994-00)	6	22	517	23.5	51	0
2. West, Charlie (1968-73)	8	18	387	21.5	51	0
3. Nelson, Darrin (1982-89, 91-92)	8	11	233	21.2	34	0

SCORING

Player	G	TD	PAT	FG	2pt	Tot
1. Cox, Fred (1963-77)	19	--	38	11	--	71
2. Moss, Randy (1998-04)	8	9	--	--	--	54
3. Carter, Kris (1990-01)	12	8	--	--	--	1 50
4. Anderson, Gary (1998-02)	6	--	17	9	--	44
5. Nelson, Chuck (1986-88)	5	--	13	10	--	43
6. Foreman, Chuck (1973-79)	13	6	--	--	--	36
7. White, Sammy (1976-86)	9	5	--	--	--	30
Gilliam, John (1972-75)	7	5	--	--	--	30
Osborn, Dave (1965-75)	14	5	--	--	--	30
Hoard, Leroy (1996-99)	7	5	--	--	--	30
Peterson, Adrian (2007-11)	3	5	--	--	--	30

FIELD GOALS (MINIMUM 10 MADE)

Player	G	Att.	Made	Pct.	Lg
1. Nelson, Chuck (1986-88)	5	11	10	.909	47
2. Cox, Fred (1963-77)	19	18	11	.611	44

BOLD indicates active in 2011

BIG DAYS/PLAYOFFS

100 YARDS RUSHING

140	Robert Smith vs. Dal., 1/9/00
124	Robert Smith vs. Ari., 1/10/99
122	Adrian Peterson @ N.O., 1/24/10
118	Chuck Foreman vs. LA Rams, 12/26/76
114	Chuck Foreman vs. St.L., 12/21/74
108	Dave Osborn vs. Clew., 1/4/70
105	Chuck Foreman vs. Wash., 12/18/76
101	Brent McClanahan vs. Wash., 12/18/76
101	Chuck Foreman @ LA Rams, 12/26/77

250 YARDS PASSING

424	Jeff George @ St.L., 1/16/00
331	Randall Cunningham @ S.F., 1/3/98
316	Daunte Culpepper @ Phi., 1/16/05
310	Brett Favre @ N.O., 1/24/10
302	Daunte Culpepper vs. N.O., 1/6/01
298	Wade Wilson @ S.F., 1/9/88
292	Warren Moon vs. Chi., 1/1/95
287	Joe Kapp @ Balt., 12/22/68
284	Daunte Culpepper @ G.B., 1/9/05
266	Randall Cunningham vs. Atl., 1/17/99
255	Wade Wilson @ S.F., 1/1/89
253	Tommy Kramer vs. Atl., 1/9/83
253	Wade Wilson vs. LA Rams, 12/26/88
252	Tommy Kramer @ Wash., 1/15/83

100 YARDS RECEIVING

227	Anthony Carter @ S.F., 1/9/88
188	Randy Moss @ St.L., 1/16/00
159	Amp Lee vs. Chi., 1/1/95
149	Steve Jordan @ S.F., 1/6/90
141	Sidney Rice vs. Dal., 1/17/10
127	Randy Moss vs. Dal., 1/9/00
121	Randy Moss vs. N.O., 1/6/01
120	Gene Washington vs. Clew., 1/4/70
120	Cris Carter vs. N.O., 1/6/01
119	Marcus Robinson @ Phi., 1/19/05
114	Jake Reed @ S.F., 1/3/98
111	John Henderson vs. K.C., 1/11/70
111	Cris Carter @ St.L., 1/16/00
102	Anthony Carter vs. LA Rams, 12/26/88
102	Bernard Berrian @ N.O., 1/24/10

INDIVIDUAL PLAYOFF RECORDS

COACHES

Playoff Seasons

- 12 Bud Grant, 1968-71, 73-78, 80, 82
- 8 Dennis Green, 1992-94, 96-00
- 3 Jerry Burns, 1987-89
- 2 Brad Childress, 2008-09

Consecutive Playoff Seasons

- 6 Bud Grant, 1973-78
- 5 Dennis Green, 1996-00
- 4 Bud Grant, 1968-71
- 3 Dennis Green, 1992-94
- 3 Jerry Burns, 1987-89
- 2 Brad Childress, 2008-09

SERVICE

Most Seasons

- 11 Ron Yary, 1968-71, 1973-78, 80
- 10 Carl Eller, 1968-71, 1973-78
- 10 Wally Hilgenberg, 1968-71, 1973-78
- 10 Paul Krause, 1968-71, 1973-78
- 10 Jim Marshall, 1968-71, 1973-78
- 10 Mick Tingelhoff, 1968-71, 1973-78

Most Games Played

- 20 Ron Yary, 1968-81
- 19 Carl Eller, 1964-78
- 19 Wally Hilgenberg, 1968-79
- 19 Paul Krause, 1968-79
- 19 Jim Marshall, 1968-79
- 19 Mick Tingelhoff, 1968-78

Most Consecutive Games Played

- 20 Ron Yary, 1968-80
- 19 Wally Hilgenberg, 1968-78
- 19 Jim Marshall, 1968-78
- 19 Mick Tingelhoff, 1968-78
- 18 Carl Eller, 1968-78
- 18 Paul Krause, 1968-78

Most Games Started

- 19 Jim Marshall, 1968-79
- 19 Mick Tingelhoff, 1968-78
- 19 Carl Eller, 1968-78
- 19 Paul Krause, 1968-79

Most Consecutive Games Started

- 19 Carl Eller, 1968-78
- 19 Jim Marshall, 1968-79
- 19 Mick Tingelhoff, 1968-78
- 19 Paul Krause, 1968-79

SCORING

Total Points

- 18 Adrian Peterson @ N.O., 1/24/10
- 18 Sidney Rice vs. Dal., 1/17/10
- 18 Leroy Hoard vs. Ari., 1/10/99
- 18 Chuck Nelson @ S.F., 1/9/88

Touchdowns

- 3 Adrian Peterson @ N.O., 1/24/10
- 3 Sidney Rice vs. Dal., 1/17/10
- 3 Leroy Hoard vs. Ari., 1/10/99

Field Goals Made

- 5 Chuck Nelson @ S.F., 1/9/88
- 3 Rick Danneier vs. Atl., 1/9/83
- 3 Chuck Nelson @ N.O., 1/3/88
- 3 Eddie Murray @ NYC, 12/27/97

Longest Field Goal

- 52 Fuad Reveiz @ NYC, 1/9/94

Field Goals Attempted

- 5 Chuck Nelson @ S.F., 1/9/88 (5 FG)

Extra Points Attempted-Made

- 5-5 Fred Cox vs. Wash., 12/18/76
- 5-5 Chuck Nelson @ N.O., 1/3/88
- 5-5 Gary Anderson vs. Ari., 1/10/99

RUSHING

Yards

- 140 Robert Smith vs. Dal., 1/9/00
- 124 Robert Smith vs. Ari., 1/10/99
- 122 Adrian Peterson @ N.O., 1/24/10

Rushing Attempts

- 31 Chuck Foreman @ LA Rams, 12/26/77

Touchdowns Rushing

- 3 Adrian Peterson @ N.O., 1/24/10
- 2 Dave Osborn vs. LA Rams, 12/27/69
- 2 Chuck Foreman vs. Wash., 12/18/76
- 2 Alfred Anderson vs. LA Rams, 12/26/88
- 2 Leroy Hoard vs. Ari., 1/10/99
- 2 Adrian Peterson vs. Phil., 1/4/09

Rushing Average (Min. 10 Attempts)

- 7.9 Chuck Foreman vs. LA Rams, 12/26/76 (15-118)
- 6.5 Robert Smith vs. Ari., 1/10/99 (19-124)
- 6.0 Dave Osborn vs. Cleve., 1/4/70 (18-108)

Longest Run

- 62 Chuck Foreman vs. LA Rams, 12/26/76
- 46 Oscar Reed vs. Wash., 12/22/73
- 41 Brent McClanahan vs. Wash., 12/18/76
- 40 Adrian Peterson vs. Phil., 1/4/09 (td)
- 30 Chuck Foreman vs. Wash., 12/18/76 (td)
- 30 Daunte Culpepper vs. N.D., 1/6/01

PASSING

Passing Yards

- 424 Jeff George @ St.L., 1/16/00
- 331 Randall Cunningham @ S.F., 1/3/98
- 316 Daunte Culpepper @ Phil., 1/16/05
- 310 Brett Favre @ N.O., 1/24/10
- 302 Daunte Culpepper vs. N.D., 1/6/01

Pass Attempts

- 52 Warren Moon vs. Chi., 1/1/95
- 48 Randall Cunningham vs. Atl., 1/17/99

Pass Completions

- 29 Warren Moon vs. Chi., 1/1/95
- 29 Randall Cunningham vs. Atl., 1/17/99
- 29 Jeff George @ St.L., 1/16/00

Touchdown Passes

- 4 Jeff George @ St.L., 1/16/00
- 4 Daunte Culpepper @ G.B., 1/9/05
- 4 Brett Favre vs. Dal., 1/17/10
- 3 Fran Tarkenton vs. Wash., 12/18/76
- 3 Randall Cunningham @ S.F., 1/3/98
- 3 Randall Cunningham vs. Ari., 1/10/99
- 3 Jeff George vs. Dall., 1/9/00
- 3 Daunte Culpepper vs. N.D., 1/6/01

Passes Had Intercepted

- 5 Tommy Kramer @ Phil., 1/3/81

Completion Percentage

(Min. 15 attempts)

- 72.2 Rich Gannon @ S.F., 1/6/90 (13-18)
- 65.5 Daunte Culpepper @ G.B., 1/9/05 (19-29)
- 64.3 Fran Tarkenton vs. Mia., 1/13/74 (18-28)

Longest Completion

- 75 Joe Kapp to Gene Washington vs. Cleve., 1/4/70, (td)
- 68 Daunte Culpepper to Randy Moss vs. N.O., 1/6/01 (td)
- 68 Daunte Culpepper to Moe Williams, @ G.B., 1/9/05 (td)
- 66 Randall Cunningham to Kris Carter @ S.F., 1/3/98

Most Times Sacked

- 8 Wade Wilson @ Wash., 1/17/88

PASS RECEIVING

Receptions

- 11 Amp Lee vs. Chi., 1/1/95
- 10 Anthony Carter @ S.F., 1/9/88

Receiving Yards

- 227 Anthony Carter @ S.F., 1/9/88
- 188 Randy Moss @ St.L., 1/16/00

Touchdowns Receiving

- 3 Sidney Rice vs. Dal., 1/17/10
- 2 John Gilliam vs. Wash., 12/22/73
- 2 John Gilliam vs. St.L., 12/21/74
- 2 Sammy White vs. Wash., 12/18/76
- 2 Kris Carter @ S.F., 1/3/98
- 2 Randy Moss @ St.L., 1/16/00
- 2 Randy Moss @ N.O., 1/6/01
- 2 Randy Moss @ G.B., 1/9/05

RUSHING-RECEIVING

Yards

- 257 Anthony Carter @ S.F., 1/9/88, (ru-30, re-227)
- 199 Chuck Foreman @ LA Rams, 12/26/77, (ru-118, re-81)
- 198 Robert Smith vs. Dal., 1/9/00, (ru-140, re-58)

COMBINED YARDAGE

Yards

- 278 Anthony Carter @ S.F., 1/9/88 (ru-30, re-227, rt-21)

PUNTING

Punts

- 10 Bucky Scribner @ Wash., 1/17/88

Punt Average (Min. 4 punts)

- 50.8 Mitch Berger vs. Atl., 1/17/99 (4-203)

PUNT RETURNS

Punt Returns

- 6 Anthony Carter @ N.O., 1/3/88

Punt Return Yardage

- 143 Anthony Carter @ N.O., 1/3/88

Longest Punt Return

- 84 Anthony Carter @ N.O., 1/3/88 (td)
- 26 Anthony Carter @ Wash., 1/17/88

Punt Return Average (3 returns)

- 23.8 Anthony Carter @ N.O., 1/3/88, (6-143)

Fair Catches

- 5 Bobby Bryant vs. S.F., 12/27/70

KICKOFF RETURNS

Kickoff Returns

- 7 Robert Tate @ St.L., 1/16/00

Kickoff Return Yardage

- 151 Robert Tate @ St.L., 1/16/00

Longest Kickoff Return

- 61 Clinton Jones vs. Dal., 12/25/71
- 58 Robert Smith vs. Chi., 1/1/95

Kickoff Return Average (3 returns)

- 26.5 David Palmer @ NYC., 12/27/97, (4-106)

INTERCEPTIONS

Interceptions

- 2 Bobby Bryant @ Dal., 12/30/73
- 2 Bobby Bryant vs. LA Rams, 12/26/76
- 2 John Turner vs. Atl., 1/9/83
- 2 Joey Browner vs. LA Rams, 12/26/88
- 2 Robert Griffith vs. Ari., 1/10/99

Interception Return Yardage

- 63 Bobby Bryant @ Dal., 12/30/73

Longest Interception Return (All TDs)

- 63 Bobby Bryant @ Dal., 12/30/73
- 45 Reggie Rutland, @ S.F., 1/9/88

FUMBLES

Longest Fumble Return (All TDs)

- 22 Paul Krause vs. S.F., 12/27/70
- 20 Nate Wright vs. St.L., 12/21/74

TACKLES

Career Total (solos and assists)

- 129 Jeff Siemon
- 123 Wally Hilgenberg
- 112 Alan Page

Season Total (solos and assists)

- 34 Jeff Siemon, 1974
- 32 Joey Browner, 1987
- 28 Roy Winston, 1969
- 28 Jeff Siemon, 1976

Game Total (solos and assists)

- 17 Jeff Siemon vs. Oak., 1/9/77
- 16 Wally Hilgenberg vs. Dal., 12/28/75
- 16 Jeff Siemon @ Phil., 1/3/81

SACKS

Career

- 10.5 Carl Eller (1964-78)
- 8.5 Alan Page (1967-78)
- 7.5 Jim Marshall (1961-79)

Season

- 4.0 Ray Edwards, 2009
- 3.0 Bob Lurtsema, 1974
- 3.0 Carl Eller, 1975
- 3.0 Chris Doleman, 1987

Game

- 3.0 Carl Eller vs. Dal., 12/28/75
- 3.0 Ray Edwards vs. Dal., 1/17/10
- 2.0 Carl Eller vs. LA Rams, 12/27/69
- 2.0 Alan Page vs. Dal., 12/25/71
- 2.0 Carl Eller vs. LA Rams, 12/26/76
- 2.0 Jim Marshall @ Dal., 1/1/78
- 2.0 Chris Doleman @ S.F., 1/9/88
- 2.0 Jason Fisk vs. Atl., 1/17/99
- 2.0 Jared Allen vs. Phil., 1/4/09

KICKOFF EXECUTIVES STAFF COACHES PLAYERS ROOKIES 2011 SEASON PLAYOFF RECORDS HISTORY EXTRA POINTS

TEAM PLAYOFF RECORDS

SCORING

Most Points
44 @ N.O., 1/3/88, 44-10 W

Fewest Points
0 @ NYG, 1/14/01, 0-41 L

Opponent/Most Points
49 @ St.L., 1/16/00, 37-49 L

Opponent/Fewest Points
3 Dal., 1/27/10, 34-3 W

Most Decisive Win
34 @ N.O., 1/3/88, 44-10

Most Decisive Loss
41 @ NYG, 1/14/01, 0-41

Most Points Combined
86 @ St.L., 1/16/00, 37-49 L
62 vs. Ari., 1/10/99, 41-21 W

Most Points Overcome To Win Game
16 @ NYG, 12/27/97, 23-22 W
10 vs. LA Rams, 12/27/69, 23-20 W
8 vs. Atl., 1/9/83, 30-24 W

FIRST DOWNS

Most First Downs
31 @ N.O., 1/24/10
28 @ N.O., 1/3/88

Fewest First Downs
9 vs. Pitt., 1/12/75
9 @ NYG, 1/14/01

Opponent/Most First Downs
31 @ S.F., 1/3/98
31 @ NYG, 1/14/01

Opponent/Fewest First Downs
9 @ Dal., 12/30/73
9 @ N.O., 1/3/88
9 @ NYG, 1/14/01

MOST FIRST DOWNS BY:

Rushing
14 @ Dal., 12/30/73
14 @ N.O., 1/17/99

Passing
20 @ St.L., 1/16/00
19 vs. Atl., 1/17/99

Penalty
4 @ N.O., 1/24/10
4 vs. Atl., 1/9/83

FEWEST FIRST DOWNS BY:

Rushing
2 vs. K.C., 1/11/70
2 vs. Oak., 1/9/77
2 @ LA Rams, 12/31/78
2 @ S.F., 1/3/98
2 @ NYG, 1/14/01

Passing
4 vs. Pitt., 1/12/75
4 @ LA Rams, 12/26/77
4 vs. Wash., 1/2/93

MOST OPP. FIRST DOWNS BY:

Rushing
16 @ Dal., 12/28/96

Passing
19 @ NYG, 1/14/01

Penalty
5 @ S.F., 1/3/98
5 vs. Ari., 1/10/99

FEWEST OPP. FIRST DOWNS BY:

Rushing
0 @ N.O., 1/3/88

Passing
4 vs. Mia., 1/13/74
4 @ Wash., 1/17/88

TOTAL YARDS

Most Net Yards Gained
476 @ St. L., 1/16/00
475 @ N.O., 1/24/10
429 vs. N.O., 1/6/01

Fewest Net Yards Gained
114 @ NYG, 1/14/01
123 vs. Pitt., 1/12/75

Opponent/Most Net Yards Gained
518 @ NYG, 1/14/01

Opponent/Fewest Net Yards Gained
149 @ N.O., 1/3/88

RUSHING

Most Yards Rushing
222 vs. Clev., 1/4/70
210 @ N.O., 1/3/88

Fewest Yards Rushing
21 vs. Pitt., 1/12/75

Opponent/Most Yards Rushing
255 @ Dal., 12/28/96

Opponent/Fewest Yards Rushing
31 @ St.L., 1/16/00
50 @ Balt., 12/22/68

PASSING

Most Net Yards Passing
389 @ St.L., 1/16/00
340 vs. Chi., 1/1/95

Fewest Net Yards Passing
45 @ LA Rams, 12/26/77

Opponent/Most Net Yards Passing
380 @ NYG, 1/14/01

Opponent/Fewest Net Yards Passing
63 @ Dal., 12/30/73
63 vs. Mia., 1/13/74

Most Pass Attempts
61 vs. Chi., 1/1/95
50 @ St.L., 1/16/00

Fewest Pass Attempts
10 @ LA Rams, 12/26/77
13 vs. Clev., 1/4/70

Opponent/Most Pass Attempts
48 vs. N.O., 1/6/01
45 vs. LA Rams, 12/26/88

Opponent/Fewest Pass Attempts
7 vs. Mia., 1/13/74

Most Pass Completions
33 vs. Chi., 1/1/95
29 vs. Atl., 1/17/99
29 @ St.L., 1/16/00

Fewest Pass Completions
5 @ LA Rams, 12/26/77
6 vs. Wash., 1/2/93

Opponent/Most Completions
30 vs. N.O., 1/6/01
29 @ NYG, 1/14/01

Opponent/Fewest Completions
6 vs. Mia., 1/13/74

Most QB Sacks
6 vs. Dal., 1/17/10

Opponent/Most QB Sacks
8 @ Wash., 1/17/88



Leroy Hoard tied a Vikings record with 18 points in a playoff game against Arizona on Jan. 10, 1999.

PENALTIES

Most Penalties
11 vs. Chi., 1/1/95

Fewest Penalties
1 vs. S.F., 12/27/70

Opponent/Most Penalties
13 vs. Ari., 1/10/99

Opponent/Fewest Penalties
0 vs. Wash., 12/22/73

Most Yards Penalized
108 @ Phi., 1/16/05

Fewest Yards Penalized
5 vs. S.F., 12/27/70

Opponents/Most Yards Penalized
107 vs. Pitt., 1/12/75

PUNTING

Most Punts
10 @ Wash., 1/17/88

Fewest Punts
1 vs. Ari., 1/10/99

Opponent/Most Punts
8 vs. S.F., 12/27/70
8 @ Dal., 1/1/78
8 @ Wash., 1/17/88

Opponent/Fewest Punts
1 @ Dal., 12/28/96
1 @ NYG, 1/14/01

Highest Average (4 Punts)
50.8 vs. Atl., 1/17/99

Opponent/Highest Average (4 Punts)
51.3 @ N.O., 1/24/10

PUNT RETURNS

Most Punt Returns
6 @ N.O., 1/3/88

Most Punt Return Yards
143 @ N.O., 1/3/88

Opponent/Most Punt Returns
7 vs. LA Rams, 12/26/76

Opponent/Most Punt Return Yards
109 vs. Phi., 1/4/09

KICKOFF RETURNS

Most Kickoff Returns
8 @ Dal., 12/28/96
8 @ St.L., 1/16/00
8 @ NYG, 1/14/01

Most Kickoff Return Yards
174 @ St.L., 1/16/00

Opponent/Most Kickoff Returns
8 @ Wash., 1/9/88

Opponent/Most Kickoff Return Yards
183 @ N.O., 1/24/10

FUMBLES

Most Fumbles
6 @ N.O., 1/24/10

Most Fumbles Lost
4 @ Dal., 12/28/96

Opponent/Most Fumbles
5 vs. S.F., 12/27/70

Opponent/Most Fumbles Lost
3 vs. S.F., 12/27/70
3 vs. LA Rams, 12/29/74

ALL-TIME VIKINGS PLAYOFF GAMES

1968 (8-6 regular season, NFL Central Champions) Western Conference Championship at Baltimore (60,238) 12/22/68..... 14-24 L	1989 (10-6 regular season, NFC Central Champions) NFC Divisional Playoffs at San Francisco (64,585) 1/6/90..... 13-41 L
1969 (12-2 regular season, NFL Central Champions) Western Conference Championship vs. L.A. Rams (47,900) 12/27/69..... 23-20 W NFL Championship vs. Cleveland (47,900) 1/4/70..... 27-7 W Super Bowl IV (New Orleans, LA) vs. Kansas City (80,562) 1/11/70..... 7-23 L	1992 (11-5 regular season, NFC Central Champions) NFC First-Round Playoffs vs. Washington (57,353) 1/2/93..... 7-24 L
1970 (12-2 regular season, NFC Central Champions) NFC Divisional Playoffs vs. San Francisco (46,050) 12/27/70..... 14-17 L	1993 (9-7 regular season, NFC Central runner-up) NFC First-Round Playoffs at N.Y. Giants (75,089) 1/9/94..... 10-17 L
1971 (11-3 regular season, NFC Central Champions) NFC Divisional Playoffs vs. Dallas (49,100) 12/25/71..... 12-20 L	1994 (10-6 regular season, NFC Central Champions) NFC First-Round Playoffs vs. Chicago (60,347) 1/1/95..... 18-35 L
1973 (12-2 regular season, NFC Central Champions) NFC Divisional Playoffs vs. Washington (46,409) 12/22/73..... 27-20 W NFC Championship Game at Dallas (60,272) 12/30/73..... 27-10 W Super Bowl VIII (Houston, TX) vs. Miami (68,142) 1/13/74..... 7-24 L	1996 (9-7 regular season, NFC Central runner-up) NFC First-Round Playoffs at Dallas (64,682) 12/28/96..... 15-40 L
1974 (10-4 regular season, NFC Central Champions) NFC Divisional Playoffs vs. St. Louis (44,626) 12/21/74..... 30-14 W NFC Championship Game vs. L.A. Rams (47,404) 12/29/74..... 14-10 W Super Bowl IX (New Orleans, LA) vs. Pittsburgh (80,997) 1/12/75..... 6-16 L	1997 (9-7 regular season, NFC Central 4th place) NFC First-Round Playoffs at N.Y. Giants (77,710) 12/27/97..... 23-22 W NFC Divisional Playoffs at San Francisco (65,018) 1/3/98..... 22-38 L
1975 (12-2 regular season, NFC Central Champions) NFC Divisional Playoffs vs. Dallas (46,425) 12/28/75..... 14-17 L	1998 (15-1 regular season, NFC Central Champions) NFC Divisional Playoffs vs. Arizona (63,760) 1/10/99..... 41-21 W NFC Championship vs. Atlanta (64,060) 1/17/99..... 27-30 L (OT)
1976 (11-2-1 regular season, NFC Central Champions) NFC Divisional Playoffs vs. Washington (47,221) 12/18/76..... 35-20 W NFC Championship Game vs. L.A. Rams (47,191) 12/26/76..... 24-13 W Super Bowl XI (Pasadena, CA) vs. Oakland (103,438) 1/9/77..... 14-32 L	1999 (10-6 regular season, NFC Central runner-up) NFC First-Round Playoffs vs. Dallas (64,056) 1/9/00..... 27-10 W NFC Divisional Playoffs at St. Louis (66,194) 1/16/00..... 37-49 L
1977 (9-5 regular season, NFC Central Champions) NFC Divisional Playoffs at L.A. Rams (62,538) 12/26/77..... 14-7 W NFC Championship Game at Dallas (61,968) 1/1/78..... 6-23 L	2000 (11-5 regular season, NFC Central Champions) NFC Divisional Playoffs vs. New Orleans (63,881) 1/6/01..... 34-16 W NFC Championship at NY Giants (79,310) 1/14/01..... 0-41 L
1978 (8-7-1 regular season, NFC Central Champions) NFC Divisional Playoffs at L.A. Rams (69,631) 12/31/78..... 10-34 L	2004 (8-8 regular season, NFC North runner-up) NFC First-Round Playoffs at Green Bay (71,075) 1/9/05..... 31-17 W NFC Divisional Playoffs at Philadelphia (67,222) 1/16/05..... 14-27 L
1980 (9-7 regular season, NFC Central Champions) NFC Divisional Playoffs at Philadelphia (68,434) 1/3/81..... 16-31 L	2008 (10-6 regular season, NFC North Champions) NFC First-Round Playoffs vs. Philadelphia (61,746) 1/4/09..... 14-26 L
1982 (5-4 regular season, strike-shortened season) NFC First-Round Playoffs vs. Atlanta (60,560) 1/9/83..... 30-24 W NFC Second-Round Playoffs at Washington (54,593) 1/15/83..... 7-21 L	2009 (12-4 regular season, NFC North Champions) NFC Divisional Playoffs vs. Dallas (63,547) 1/17/10..... 34-3 W NFC Championship at New Orleans (71,276) 1/24/10..... 28-31 L (OT)
1987 (8-7 regular season, NFC Central runner-up) NFC First-Round Playoffs at New Orleans (68,127) 1/3/88..... 44-10 W NFC Divisional Playoffs at San Francisco (62,547) 1/9/88..... 36-24 W NFC Championship Game at Washington (55,212) 1/17/88..... 10-17 L	
1988 (11-5 regular season, NFC Central runner-up) NFC First-Round Playoffs vs. L.A. Rams (57,666) 12/26/88..... 28-17 W NFC Divisional Playoffs at San Francisco (61,848) 1/1/89..... 9-34 L	

ALL-TIME PLAYOFF GAMES BY FRANCHISE

Team	Total Games	W-L
Dallas Cowboys.....	58.....	33-25
Pittsburgh Steelers.....	54.....	33-21
New York Giants.....	48.....	24-24
Green Bay Packers.....	46.....	29-17
MINNESOTA VIKINGS	45.....	19-26
San Francisco 49ers.....	44.....	26-18
Oakland Raiders.....	43.....	25-18
St. Louis Rams.....	43.....	19-24
Washington Redskins.....	40.....	23-17
Miami Dolphins.....	40.....	20-20

***THIS IS OUR TEAM. THIS IS OUR STATE.
THIS IS OUR HOME.***



***2012 Vikings Single Game Tickets are now available at
vikings.com/tickets or 612.33.VIKES.***



2012 TEAM GUIDE



**SHOW YOUR
HORNS**

HISTORY

VIKINGS LORE

FRANCHISE FOUNDED – Minnesota was granted an NFL franchise at the league owners' meetings in Miami on Jan. 28, 1960. The team began play in 1961. The founding group consisted of Max Winter, E. William Boyer, H.P. Skoglund, Ole Haugrud and Bernard H. Ridder, Jr.

ROSE NAMED GENERAL MANAGER – In August 1960, former Los Angeles Rams Public Relations Director Bert Rose was named the team's first General Manager.

TEAM NICKNAMED – In one of his first moves with the team, Bert Rose recommended the nickname "Vikings" to the Board of Directors. The name was selected because it represented both an aggressive person with the will to win and the Nordic tradition in the northern Midwest.

FIRST COLLEGE DRAFT – On Dec. 27, 1960, RB Tommy Mason of Tulane was taken with the 1st overall choice and the first-ever draft pick utilized by the Vikings. Also selected that year were QB Fran Tarkenton (3rd round) and DB Ed Sharrockman (5th round).



Norm Van Brocklin (center) was named the Vikings first head coach prior to the 1961 inaugural season.

FIRST HEAD COACH – Norm Van Brocklin was selected as the first head coach in franchise history on Jan. 18, 1961. He retired as a player in 1960 after 12 seasons in the NFL as a Hall of Fame QB who led Philadelphia to the NFL title in his final season on the field in 1960. Known as "The Dutchman" his tenacious style was infamous as a player and coach.

EXPANSION DRAFT – Following the 1960 season, the Vikings were allowed to select 3 players from the roster of each team after each team was allowed to protect 30 of their 38 players. Dallas, a 1960 expansion team, was exempt from this process. Among the future Vikings stalwarts selected in the Jan. 26, 1961 Expansion Draft were OL Grady Alderman (Detroit) and RB Hugh McElhenny (San Francisco).

ASSIGNED CONFERENCE – On April 12, 1961, the NFL assigned the Vikings to the Western Conference. Minnesota joined Baltimore, Chicago, Detroit, Green Bay, Los Angeles and San Francisco in the conference.

TRAINING CAMP OPENS IN BEMIDJI – The fledgling Vikings opened their debut training camp on the campus of Bemidji State University on July 7, 1961.

FIRST GAME – In the first game in franchise history, the Vikings played the Dallas Cowboys in a preseason game in Sioux Falls, SD, on Aug. 5, 1961. The Cowboys defeated the Vikings, 38-13.

FIRST HOME GAME – The Minnesota Vikings played the Los Angeles Rams in preseason action at Metropolitan Stadium in Bloomington, MN, on Sept. 10, 1961, the team's first game in the Twin Cities. The Rams defeated the Vikings, 21-17.

FIRST REGULAR-SEASON GAME – In a stunning upset, the Vikings defeated the Chicago Bears, 37-13, at Metropolitan Stadium in the Vikings' first NFL regular-season game on Sept. 17, 1961. Kicker Mike Mercer scored the first points in team history with a 12-yard field goal. Bob Schnelker scored the team's first touchdown on

a 14-yard pass from Fran Tarkenton. In his NFL debut Tarkenton came off the bench to complete 17-of-23 passes for 250 yards and 4 touchdowns.

FIRST PRO BOWLERS – On Jan. 14, 1962, RB Hugh McElhenny and WR Jerry Reichow became the first Vikings to compete in the Pro Bowl. They were part of the Western Conference All-Stars who beat the Eastern Conference squad, 31-30, at the Los Angeles Coliseum.

FIRST ALL-PRO – In 1963 RB Tommy Mason, who was the team's first ever draft choice, was the first Vikings player to earn All-Pro recognition. He was a consensus pick after rushing for 763 yards and 7 touchdowns on 166 carries (4.6 avg.).

FINKS HIRED – On Sept. 11, 1964, Jim Finks was named the team's second general manager, succeeding Bert Rose, who resigned in June, 1964. Finks previously had served as general manager for Calgary of the Canadian Football League for 7 years.

FIRST WINNING SEASON – Minnesota won its final 3 regular-season games in 1964 to achieve the first winning season in team history with an 8-5-1 record. The Vikings tied for 2nd in the NFL Western Conference behind Baltimore.

MET EXPANDED – A new grandstand was constructed on the east side of Metropolitan Stadium that increased capacity from 41,200 to 47,200. The new seats were formally dedicated on Aug. 20, 1965, when Minnesota played Philadelphia in a preseason game.

NFL RE-ALIGNED – On Dec. 2, 1966, Minnesota, Chicago, Detroit and Green Bay were chosen to make up the newly-formed Central Division of the Western Conference of the NFL.

VAN BROCKLIN RESIGNS – After compiling a 29-51-4 record while leading the Vikings in their first six years of existence, Head Coach Norm Van Brocklin resigned on Feb. 11, 1967. His best season was 1964, when he led the team to a tie for 2nd place in the NFL Western Conference with an 8-5-1 record.

TARKENTON TRADED – On March 7, 1967, QB Fran Tarkenton is traded to the NY Giants for a 1st and 2nd-round choice in 1967, a 1st-round choice in '68 and a 2nd-round choice in '69. With the picks Minnesota selected Clinton Jones and Bob Grim in '67, Ron Yary in '68 and Ed White in '69.

GRANT NAMED HEAD COACH – Bud Grant was named the 2nd head coach in Vikings history on March 10, 1967. He came to Minnesota after leading the Winnipeg Blue Bombers to 4 Grey Cup titles in 10 years as head coach.



Bud Grant and Chuck Foreman, who were both named to the 50 Greatest Vikings list, spent seven years together from 1973-1979. In that time the Vikings won six division championships and appeared in three Super Bowls.

FIRST DIVISION TITLE – On Dec. 15, 1968 the Vikings defeated the Philadelphia Eagles, 24-17, at Franklin Field then retired to the dressing room to listen to the Chicago-Green Bay game on the radio. Minnesota needed the Bears to lose to clinch the Vikings' 1st Division title. Chicago tried to rally from a 28-10 4th quarter deficit but eventually fell 28-17.

FIRST PLAYOFF GAME – On Dec. 22, 1968, in the first playoff game in franchise history, the Colts defeated the Vikings, 24-14, in the Western Conference Championship Game at Baltimore's Memorial Stadium. Minnesota trailed 21-0 in the 4th quarter but a late rally fell short.

SECOND DIVISION TITLE – On Nov. 27, 1969, the Vikings shut out Detroit, 27-0, at Tiger Stadium to clinch the franchise's 2nd division title. The victory over the Lions was the 10th of a 12-game win streak, the longest in the NFL in 35 years. Minnesota finished the season with the NFL's best record (12-2) of '69.

FIRST PLAYOFF WIN – On Dec. 27, 1969, in the first NFL playoff game in Minnesota, the Vikings came from behind to defeat the LA Rams, 23-20, in the Western Conference Championship Game. Minnesota overcame deficits of 17-7 at halftime and 20-14 in the 4th quarter for the franchise's 1st postseason win.

FIRST NFL CHAMPIONSHIP GAME – The Vikings defeated the Browns, 27-7, in the NFL Championship Game on Jan. 4, 1970, at Metropolitan Stadium. Minnesota became the 1st modern NFL expansion team to win an NFL Championship Game. The Vikings dominated the game, leading 27-0 at one point.

FIRST SUPER BOWL – On Jan. 11, 1970, the Vikings lost to Kansas City, 23-7, in Super Bowl IV at Tulane Stadium in New Orleans. Not only was the game the 1st Super Bowl in franchise history, but it was the 1st Super Bowl played by a modern expansion team.

AFL-NFL MERGER LEADS TO RE-ALIGNMENT – In January 1970 the modern NFL was divided into the American Conference (AFC) and National Conference (NFC) with an Eastern, Central and Western Division in each Conference. Minnesota is assigned to the NFC Central with foes Chicago, Detroit and Green Bay.

THIRD DIVISION TITLE – On Dec. 5, 1970, the Vikings defeated the Bears, 16-13, at Metropolitan Stadium to clinch their 3rd straight division title. Minnesota hosted San Francisco in a divisional playoff game but lost, 17-14. For the 2nd consecutive season, the Vikings had the league's best record with a 12-2 mark.

FOURTH DIVISION TITLE – On Dec. 11, 1971, the Vikings defeated the Lions, 29-10, at Metropolitan Stadium to

clinch their 4th-straight division title. Minnesota finished the year with an 11-3 mark, which tied Dallas for the league's best record in '71. The Vikings lost to the eventual Super Bowl champion Cowboys, 20-12, in a divisional playoff game at Metropolitan Stadium.

PAGE NAMED NFL'S MVP – In 1971 Alan Page became the first defensive player to be named the Most Valuable Player of the National Football League by the Associated Press. Page headed a Vikings defense that held opponents to fewer than 10 points a game to lead the league in scoring defense for the 3rd consecutive year.

VIKINGS RE-ACQUIRE TARKENTON – In 1972 the Vikings traded Norm Snead, Bob Grim, Vince Clements and a 1st-round choice in '72 and '73 to the NY Giants for Fran Tarkenton.

BOYER DIES – In 1973 E. William Boyer passed away. He was one of the prime forces in the drive to bring an NFL franchise to Minnesota. Boyer was president of the Vikings from 1960-64 and sat on the Board of Directors for the first 12 years of the team's existence. He was replaced on the team's Board of Directors by his son-in-law Jack Steele.

FIFTH DIVISION TITLE – The Vikings began the '73 season with 9 straight victories and clinched the NFC Central championship before they even lost a game. Minnesota clinched the division crown by defeating Detroit, 28-7, at Metropolitan Stadium on Nov. 11, 1973. The Vikings finished with a 12-2 mark, which tied for the best record in the league that year.

SECOND SUPER BOWL – On Jan. 13, 1974, the Vikings played in the 2nd Super Bowl in franchise history against the Miami Dolphins at Rice Stadium in Houston, TX. The Dolphins prevailed, 24-7. Minnesota earned the trip to Super Bowl VIII by defeating Dallas, 27-10, in the NFC Championship game.

FINKS RESIGNS – After the 1973 season, Executive Vice President and General Manager Jim Finks resigned. Under Finks, who was hired in 1964, the Vikings won 5 division titles and appeared in 2 Super Bowls. He also hired Bud Grant as head coach in '67.

SIXTH DIVISION TITLE – On Dec. 1, 1974, the Vikings clinched the NFC Central crown by defeating the Saints, 29-9, at Metropolitan Stadium, while the Packers lost, 36-14, at Philadelphia. Minnesota tied for the best record in the NFC with a 10-4 mark.

THIRD SUPER BOWL – The Vikings played in their 2nd straight Super Bowl, losing to the Pittsburgh Steelers, 16-6, at Tulane Stadium in New Orleans on Jan. 12, 1975. Minnesota earned a trip to Super Bowl IX by defeating the Los Angeles Rams, 14-10, at Metropolitan Stadium on Dec. 29, 1974.

FRONT OFFICE CHANGES – In the spring of 1975, Max Winter, one of the team's founders and its president since 1965, took over active management of the franchise. In addition, Mike Lynn, who was hired as an assistant to the president on Aug. 15, 1974, was named the team's general manager.

SEVENTH DIVISION TITLE – The Vikings clinched their 3rd straight NFC Central title and their 7th division championship in 8 years on Thanksgiving Day Nov. 27, 1975, when the Lions lost to the Rams, 20-0. Minnesota won 10 consecutive games to start the season and finished the year with the best record (12-2) in the NFL. The Vikings were upset, 17-14, in the divisional playoffs at Metropolitan Stadium on Dec. 28, 1975, when the Dallas Cowboys scored on a last minute 50-yard touchdown pass.

TARKENTON NAMED LEAGUE MVP – Quarterback Fran Tarkenton was named the NFL's Most Valuable Player for 1975 after leading the Vikings to the league's best record (12-2). He led the NFC and finished 2nd in the NFL in passing with a 91.7 rating. He completed 273-of-425 passes for

2,994 yards and 25 TDs with 13 INTs.

HAUGSRUD DIES – Ole Haugsrud passed away in March, 1976. He was one of the prime forces in the drive to bring an NFL franchise to Minnesota. Haugsrud sat on the Board of Directors for 16 years of the team's existence. He was replaced on the team's Board of Directors by his widow Margaret Haugsrud.

EIGHTH DIVISION TITLE – The Vikings clinched their 4th consecutive NFC Central championship and their 8th division title in 9 years by defeating the Packers, 17-10, at Milwaukee County Stadium on Nov. 21, 1976. Minnesota finished the season with the best record in the NFC at 11-2-1.

FOURTH SUPER BOWL – The Vikings played in their 3rd Super Bowl in 4 years against the Oakland Raiders at the Rose Bowl in Pasadena, CA, on Jan. 9, 1977. Minnesota lost, 32-14. The Vikings earned a trip to Super Bowl XI by defeating the Rams, 24-13, at Metropolitan Stadium on Dec. 26, 1976, in what ended up being the last Vikings playoff game at the Met.

KAPLAN NAMED TO BOARD – In 1977 team attorney Sheldon Kaplan was named to the Vikings Board of Directors. He replaced Bernard H. Ridder, Jr., who was one of the team's 5 founders.

NINTH DIVISION TITLE – The Vikings clinched the NFC Central crown on the season's final weekend by defeating the Lions, 30-21, in Detroit on Dec. 17, 1977. Minnesota wrapped up its 5th straight NFC Central title and its 9th division crown in 10 seasons.

FOURTH NFC CHAMPIONSHIP GAME – On Jan. 1, 1978 the Vikings played Dallas in their 4th NFC Championship Game in 5 years at Texas Stadium. Minnesota lost 23-6 to the Super Bowl champs.

CHANGES ON BOARD – John Skoglund and Vikings General Manager Mike Lynn were named to the team's Board of Directors replacing Margaret Haugsrud and H.P. Skoglund, who was one of the team's founders. Haugsrud joined the board in 1976, replacing her husband Ole, who passed away.

TENTH DIVISION TITLE – Despite losing in the regular-season finale to the Raiders, 27-20, on Dec. 17, 1978, at Oakland-Alameda County Coliseum, the Vikings captured the NFC Central title when the Packers, who played at the same time as Minnesota, lost to the Rams, 31-14, at the LA Coliseum. It was the Vikings' 6th straight NFC Central crown and their 10th division championship in 11 years.

METRODOME GROUND BREAKING – In December, 1979, ground was broken for construction of the Hubert H. Humphrey Metrodome in downtown Minneapolis. The stadium, which will house both the Vikings and Twins, was scheduled to open in April, 1982.

11TH DIVISION TITLE – Minnesota clinched its 7th NFC Central title in 8 years by defeating the Browns, 28-23, at Met Stadium on Dec. 14, 1980. It also was the Vikings' 11th division title in 13 seasons. Minnesota lost to the NFC Champion Eagles, 31-16, at Veterans Stadium on Jan. 3, 1981 in the divisional playoffs.

WINTER PARK OPENS – On May 15, 1981, the Vikings moved into a new facility in Eden Prairie that houses the team's offices, locker room and practice fields. The complex was named "Winter Park" after Max Winter, one of the Vikings founders who served as the team's president from 1965-87.

FAREWELL MET – On Dec. 20, 1981, the Vikings hosted the Chiefs in Minnesota's final game at Metropolitan Stadium. The Vikings lost, 10-6. The final points at the stadium were scored on a 33-yard field goal by Minnesota kicker Rick Danmeier. The last Vikings touchdown at Met Stadium was scored on a 6-yard run by Ted Brown against Green Bay on Nov. 29, 1981.

METRODOME OPENS – The Vikings played their 1st game at the Metrodome in a preseason matchup against Seattle on Aug. 21, 1982. Minnesota prevailed, 7-3. The 1st touchdown in the new facility was scored by Joe Senner on an 11-yard pass from Tommy Kramer. The 1st regular-season game in the Metrodome was the 1982 opener on September 12, when the Vikings defeated Tampa Bay, 17-10. Rickey Young scored the 1st regular-season touchdown in the facility on a 3-yard run in the 2nd quarter.

12TH PLAYOFF APPEARANCE – In a strike-shortened 9-game 1982 season, the Vikings won 3-of-their-last-4 regular-season games to earn a post-season berth.

FIRST DOME PLAYOFF GAME – On Jan. 9, 1983, the Vikings defeated Atlanta, 30-24, in a 1st-round game that was the 1st playoff matchup in the Metrodome. Minnesota lost to the eventual Super Bowl Champion Redskins, 21-7, in the NFC semi-finals at RFK Stadium on Jan. 15, 1983.

GRANT RETIRES – On Jan. 27, 1984, Bud Grant retired as Head Coach of the Vikings. In 17 seasons Grant led Minnesota to 12 playoff appearances, 11 division titles and 4 Super Bowls. His career regular-season record was 151-87-5 (63.2).

STECKEL HIRED – Les Steckel, who was an offensive assistant with the Vikings for 5 seasons, was named the 3rd head coach in franchise history on Jan. 29, 1984. Steckel, who came to the Vikings in 1979 after working as an assistant with the 49ers, was the youngest head coach in the NFL in '84 at age 38.

GRANT RETURNS – On Dec. 18, 1984, Bud Grant was re-hired as head coach. He replaced Les Steckel who guided the team in 1984 after Grant retired following the 1983 season.

GRANT RE-RETIRE – On Jan. 6, 1986 following the 1985 season, Bud Grant retired as head coach of the Vikings. He originally retired after the 1983 season but returned in '85. At the time of his retirement he was the 6th winningest coach in NFL history with 168 career wins, including playoffs. In 18 seasons he led the team to a 158-95-5 regular-season record.

BURNS HIRED – Longtime Vikings assistant coach Jerry Burns was named the 4th head coach in team history on Jan. 7, 1986. He served as the Vikings offensive coordinator from 1968-85, when the team won 11 division titles and played in 4 Super Bowls.

TARKENTON ENSHRINED – On Aug. 2, 1986, Fran Tarkenton became the 1st player who spent the majority of his career with the Vikings to be inducted into the Pro Football Hall of Fame. He retired following the 1978 season with then NFL career records for passing yards (47,003), completions (3,686) and touchdown passes (342). He led the team to 6 NFC Central titles, 4 NFC Championship Games and 3 Super Bowls.

13TH PLAYOFF APPEARANCE – Despite a strike replacement unit that saddled the Vikings with 3 losses, the team made the playoffs as a wild-card entrant with an 8-7 record in 1987. It was the team's 1st postseason appearance under Jerry Burns, who was in his 2nd season as the Vikings head coach.

FIFTH NFC CHAMPIONSHIP GAME – The Vikings played the Redskins in the NFC Championship Game on Jan. 17, 1988, at RFK Stadium. Trailing 17-10, the Vikings drove to the Redskins' 6-yard line with a little over a minute left in the game but failed to get the ball into the end zone. Minnesota upset New Orleans, 44-10, at the Superdome and San Francisco, 36-24, at Candlestick Park in the first 2 rounds of the playoffs to earn a trip to the conference title game.

BOARD ADDS MEMBERS – Four people were added to the Vikings Board of Directors in 1988. Joining Max Winter, John Skoglund, Jack Steele, Sheldon Kaplan and Mike Lynn were Wheelock Whitney, Jaye Dyer, Irwin Jacobs and Carl Pohlad.

PAGE ENSHRINED – On July 30, 1988, Alan Page became the 2nd player who spent the majority of his career with the Vikings to be inducted into the Pro Football Hall of Fame. Drafted by Minnesota in the 1st round in 1967, Page made the Pro Bowl 9 times. In 1971 he became the 1st defensive player to be named the NFL's Most Valuable Player by Associated Press. Page played on teams that won 10 NFC Central titles and played in 4 Super Bowls.

14TH PLAYOFF APPEARANCE – The Vikings won 6-of-their-last-7 games in 1988 to earn a wild-card berth into the playoffs. Minnesota finished with an 11-5 record then defeated the Rams, 28-17, on December 26 in a first-round playoff game at the Metrodome. The Vikings fell the following week to eventual Super Bowl winner San Francisco at Candlestick Park.

REMAINING FOUNDER LEAVES BOARD – In 1989, Max Winter, the last of the original 5 Vikings' founders on the team's Board of Directors, left the board. He also served as the team's president from 1965-87. He was replaced on the board by Gerald Schwalbach.

WALKER ACQUIRED – On Oct. 12, 1989, the Vikings acquired Herschel Walker from Dallas for Issiac Holt, David Howard, Darrin Nelson, Jesse Solomon, Alex Stewart, a 1st-round choice in 1992, conditional 1st-round choices in 1990 and '91, conditional 2nd-round choices in 1990, '91 and '92, and a conditional 3rd-round choice in 1992. The final result of the trade gave the Vikings Walker, a 3rd (Mike Jones), 5th (Reggie Thornton) and 10th-round choice (Pat Newman) in 1990 and a 3rd-round choice in 1991 (Jake Reed), while Dallas received all 5 players, a 1st, 2nd and 6th-round choice in 1990, a 1st and 2nd-round choice in 1991 and a 1st, 2nd and 3rd-round choice in 1992.

12TH DIVISION TITLE – The Vikings captured their 12th division title since 1968 by defeating the Cincinnati Bengals, 29-21, at the Metrodome in a Monday night game on Christmas Day in 1989. It also was Minnesota's 15th postseason appearance in the past 22 years. The Vikings finished the season with a 10-6 record but lost to eventual Super Bowl Champion San Francisco, 41-13, at Candlestick Park in the divisional playoffs on Jan. 6, 1990.

HEADRICK NAMED TEAM PRESIDENT – On Jan. 1, 1991, Roger Headrick became president and CEO of the Vikings. He replaced Mike Lynn as the person in charge of day-to-day operations of the club. In addition Headrick and Philip Maas replaced Jack Steele and Sheldon Kaplan on the board of directors.

BURNS RETIRES – On Dec. 3, 1991, Jerry Burns announced his retirement effective at the end of the '91 season. In 6 seasons as Head Coach of the Vikings, Burns compiled a career record of 52-43 (54.7). He also led Minnesota to 3 playoff appearances, including a division title and an NFC Championship Game.

CHANGES ON BOARD – On Dec. 16, 1991, the team's ownership structure was reorganized. Irwin Jacobs and Carl Pohlad sold their shares to a group consisting of Vikings President/CEO Roger Headrick, John Skoglund, Jaye Dyer, Philip Maas, Mike Lynn, Wheelock Whitney, James Blinger, Bud Grossman, Elizabeth MacMillan and Carol Sperry.

GREEN NAMED HEAD COACH – On Jan. 10, 1992, Dennis Green was named the 5th Head Coach in team history. He came to Minnesota after turning around a struggling Stanford University football program as head coach there from 1989-91.

13TH DIVISION TITLE – On Dec. 20, 1992 the Vikings defeated the Steelers, 6-3, at Three Rivers Stadium to earn the franchise's 13th division title. It also was Minnesota's 16th playoff season since 1968. Dennis Green also posted the most victories (11) and the 1st division

title by a 1st-year head coach in team history. The Vikings lost to the defending Super Bowl champion Redskins, 24-7, in a 1st-round playoff game at the Metrodome on Jan. 2, 1993.

17TH PLAYOFF APPEARANCE – In 1993, for the first time since 1974, the Vikings won their final 3 regular-season games to earn a Wild-Card playoff berth. It was the team's 17th postseason appearance since 1968. Minnesota lost to the Giants, 17-10, in Giants Stadium in a first-round playoff game on Jan. 9, 1994.

MOON ACQUIRED – On April 14, 1994 the Vikings drafted a 4th-round draft choice in 1994 and a 3rd-round draft choice in 1995 to the Houston Oilers for quarterback Warren Moon, who has thrown for more yardage and touchdowns as a professional than any other player. He set team season records for passing yards (4,264) in '94 and for completions (377) and touchdown passes (33) in '95.

GRANT ENSHRINED – On July 30, 1994, Bud Grant was inducted into the Pro Football Hall of Fame. He coached the Vikings from 1967-83 then again in '85. During his tenure Minnesota made the playoffs 12 times, won 11 division titles and played in 4 Super Bowls. Grant was the first person to be elected to the Pro Football Hall of Fame and the Canadian Football League Hall of Fame.

14TH DIVISION TITLE – On the final day of the 1994 regular season, the Vikings defeated the 49ers, 21-14, in a Monday night game to earn their 2nd NFC Central title in 3 seasons and their 3rd straight playoff berth. It also was Minnesota's 14th division title and 18th postseason appearance since 1968. Dennis Green became only the 7th NFL coach to lead his team to the playoffs in his first 3 seasons.

FINKS ENSHRINED – Former Vikings General Manager Jim Finks was inducted into the Pro Football Hall of Fame on July 25, 1995. During his decade with Minnesota, the team won 5 division titles and appeared in 2 Super Bowls. Finks passed away on May 8, 1994, and was inducted posthumously, represented by his family.

WINTER PASSES AWAY – Max Winter, who served as the owner and President of the Vikings from 1965-87, passed away on July 26, 1996. He was one of the prime forces bringing an NFL franchise to Minnesota and was a big factor in the building of the Metrodome and attracting Super Bowl XXVI to the Twin Cities.

19TH PLAYOFF APPEARANCE – On Dec. 15, 1996, the Vikings defeated the Buccaneers, 21-10, in the Metrodome. After a Washington loss to Arizona later that day, Minnesota was guaranteed a playoff berth for the 19th time since 1968 and the 4th in 5 seasons under Dennis Green. The Vikings lost, 40-15, to the Dallas Cowboys in a first-round game at Texas Stadium on Dec. 28, 1996.

20TH PLAYOFF APPEARANCE – On Dec. 21, 1997, the Vikings beat the Colts in the regular season finale to reach the playoffs for the 20th time in team history and the 5th time in 6 seasons under Dennis Green. The Vikings went on the road and came back from 16 points down to defeat the NY Giants 23-22 at the Meadowlands on Dec. 27, 1997. It was the biggest comeback win in team playoff history and the 5th biggest postseason comeback in NFL history. The following week the Vikings lost, 38-22, to the San Francisco 49ers at 3Com Park in the Divisional Playoffs on Jan. 3, 1998.

KRAUSE ENSHRINED – On August 1, 1998, Paul Krause was inducted into the Pro Football Hall of Fame. Krause played free safety with the Vikings from 1968-79 and the Redskins from 1964-67. He holds the NFL record for career interceptions with 81. Krause was selected to 8 Pro Bowls.

BOARD AGREES TO SELL – On July 3, 1998, The Minnesota Vikings 10 owners voted unanimously to accept the bid of Texas businessman B.J. "Red" McCombs to purchase the Vikings.

NFL APPROVES MCCOMBS – On July 28, 1998, the NFL owners unanimously approved Red McCombs' purchase of the Vikings, finalizing the change of ownership from the 10 previous owners to sole ownership by McCombs.

GREEN CONTRACT EXTENDED – Head Coach Dennis Green received a 3-year contract extension on September 5, the day before the 1998 opener vs. Tampa Bay.

VIKINGS IS 15TH BEST IN TEAM HISTORY – The Vikings won their 15th NFC Central Division title in 1998 and became only the 3rd team in NFL history to go 15-1 through the regular season with their 26-16 win at Tennessee in the regular season finale. The Vikings also established a new NFL scoring record with 556 points, breaking the mark of 541 set by the 1983 Redskins.

SIXTH NFC CHAMPIONSHIP GAME – The Vikings hosted Atlanta in the 6th NFC Championship game in franchise history with a berth in Super Bowl XXXIII on the line. The teams played to a 27-27 deadlock during regulation, forcing the game into overtime where the Falcons claimed a 30-27 win. It was the first NFC Championship game played in the Metrodome.

22ND PLAYOFF APPEARANCE – The Vikings turned their 1999 season around, winning eight of the final 10 games to finish 10-6 and host a 1st-round playoff game vs. Dallas. Robert Smith set a team post-season record with 140 rushing yards in the 27-10 win over the Cowboys. The Vikings fell 49-37 to eventual Super Bowl XXXV champion St. Louis in the Divisional Round at the TVA Dome.

CARTER NAMED MAN OF THE YEAR – Cris Carter was honored as the first recipient of the Walter Payton NFL Man of the Year Award for civic involvement, charity work and displaying high character on January 29, 2000, in a ceremony during Super Bowl week in Atlanta. The award was re-named after Payton, a Hall of Fame running back who died in 1999.

SMITH BREAKS TEAM RUSHING RECORD – Robert Smith surpassed Chuck Foreman's 20-year-old career rushing record in the team's 28-16 win at Chicago (10/15/00). Smith ended his career with 6,818 yards. He also established a new team record with 1,521 rushing yards on the season and holds the team record with 29 career 100-yard games.

40th ANNIVERSARY TEAM ANNOUNCED – The Vikings celebrated their 40th season of NFL football in 2000, highlighted by a luncheon on November 30 to introduce the Vikings 40th Anniversary Team. That night the Vikings topped Detroit 24-17 and Cris Carter caught his 1,000th pass on a 4-yard TD from Daunte Culpepper. Carter was only the 2nd player in NFL history to record 1,000 career receptions.

16TH DIVISION TITLE – The Vikings overcome every critic's expectations in 2000 to post an 11-5 regular-season record, win the franchise's 16th NFC Central title and made the 23rd playoff appearance in team history, ending in the 7th NFL Championship game at Giants Stadium.

YARY ENSHRINED – On August 4, 2001, Ron Yary was enshrined in the Pro Football Hall of Fame. Yary played 14 seasons with Minnesota and played in 4 Super Bowls and 7 Pro Bowls during his career.

TICE REPLACES GREEN – On January 4, 2002, Mike Tice replaced Dennis Green on the sideline for the Vikings. Tice coached the 2001 regular season finale at Baltimore. Green assembled a 97-62 regular season record at the helm of the Vikings. Green led the team to 4 NFC Central Division titles and twice played in the NFC Championship game. Green's teams made the playoffs in 8 of his 10 seasons.

TICE NAMED HEAD COACH – On January 10, 2002 Mike Tice was named the 6th Head Coach in Vikings history. Tice is the 3rd of the 6 Vikings Head Coaches to be promoted from within the team's coaching ranks but is the 1st Head Coach to have played for the Vikings.

NFL RE-ALIGN – The 2002 season marked the realignment of the NFL as the League expanded to 32 teams when the Houston Texans joined as an expansion franchise. The NFL re-aligned into 8 divisions of 4 teams each. The Vikings moved into the newly-formed NFC North after years in the NFC Central.

VIKINGS LEAD NFL IN RUSHING – The 2003 Vikings led the NFL in rushing for the first time in team history with 2,507 yards for the season, an average of 156.7 yards per game. The team also established an NFL mark by becoming the 1st team to make a successful 2-point conversion to win a game when Daunte Culpepper scored on a 2-point run with :05 remaining in the game to give the Vikings a 32-31 win at New Orleans on December 15, 2002. Culpepper proved to be a dangerous runner himself in 2002, setting team records for attempts (106), yards (609) and rushing TDs (10) by a QB.

VIKINGS OFFENSE RANKS #1 – The 2003 Vikings became the 1st squad in franchise history to finish the season with the #1 ranked offense in the NFL, averaging 393.4 yards per game and scoring an average of 26.0 points per game.

ELLER ENSHRINED – On August 8, 2004, Carl Eller was enshrined in the Pro Football Hall of Fame. Eller, the Vikings career sacks leader, was a member of the vaunted Purple People Eaters defense.

WILF FAMILY TAKES OWNERSHIP – An investment group led by brothers Zygmunt and Mark Wilf were unanimously approved as the new owners of the Vikings by their fellow NFL owners on May 25, 2005. The Wilfs, owners of a real estate development company in New Jersey, took ownership in mid-June from former owner Red McCombs, who had owned the club since 1998. Joining the Wilfs ownership group is cousin Leonard Wilf, Reggie Fowler, David Mandelbaum and Alan Landis.

CHILDRESS TAKES THE HELM – The Vikings named Brad Childress the 7th head coach in the history of the franchise on January 6, 2006. Childress comes to the Vikings after seven seasons with the Philadelphia Eagles, spending the 2002-05 seasons as offensive coordinator.

VIKINGS UNVEIL NEW UNIFORMS – The franchise made the most dramatic change to its uniforms in the history of the team during the 2006 offseason. The team unveiled the new uniforms before an enthusiastic crowd at Mall of America on April 27, 2006.

VIKINGS SEND 4 LINEMEN TO PRO BOWL – The 2006 Vikings strong play along the defensive and offensive lines was recognized league-wide as C Matt Birk, G Steve Hutchinson, DT Kevin Williams and DT Pat Williams all earned Pro Bowl honors.

ROOKIE RUNS TO RECORDS – In only his 5th NFL game, rookie RB Adrian Peterson broke the team record for rushing yards in a game with 224 at Chicago (10/14/07). Three weeks later he topped that by setting the NFL single-game rushing record with 296 yards vs. San Diego (11/4/07). He went on to lead the NFC in rushing with 1,341 yards, was named All-Pro, NFL Offensive Rookie of the Year, started in the Pro Bowl and took home game MVP honors.

SOLID 7 EARN PRO BOWL TRIPS – The Vikings sent 7 players to Hawaii for the Pro Bowl, the most to earn the honor since the 2000 season. The team was represented by C Matt Birk, G Steve Hutchinson, S Darren Sharper, FB Tony Richardson, DT Kevin Williams, DT Pat Williams and RB Adrian Peterson.

BLOCKBUSTER TRADE LANDS ALLEN – The Vikings struck a deal with Kansas City to trade 2007 NFL sack leader DE Jared Allen to the club for the Vikings 1st-round (#17) pick in the 2008 Draft, a pair of 3rd-round picks in 2008 and a swap of 6th-round choices. Allen was introduced to a bolstered crowd of fans at the Winter Park facility as part of the Vikings Draft Party days after the trade.

VIKINGS CLAIM FIRST NFC NORTH TITLE – The Vikings rattle off 9 wins in their last 12 games to capture their 1st division title since 2000 and the team's 1st NFC North Championship since the NFC Central was realigned in 2002. The Vikings hosted a playoff game for the 1st time since 2000.

PETERSON LEADS NFL IN RUSHING – Second-year RB Adrian Peterson set a team record with 1,760 yards rushing to become the 1st-ever Viking to lead the NFL in rushing. Peterson broke the 100-yard barrier 10 times during the season and became just the 5th player in NFL history to rush for more than 3,000 yards in his 1st 2 seasons (3,101).

RUSHING DEFENSE DYNASTY – The Vikings become the first defense since the 1970 merger to rank No. 1 in the NFL against the run for 3 straight years from 2006-08. Minnesota gave up just 76.9 yards per game to lead the league.

ZIMMERMAN ENSHRINED – T Gary Zimmerman was inducted in the Pro Football Hall of Fame on Aug. 2, 2008. Zimmerman played for 1986-92 with the Vikings after 2 seasons in the USFL. He earned 4 Pro Bowls as a Viking and started all 108 games he played for the club.

VIKINGS LOSE FOUNDING FATHER – One of the Vikings original stockholders and most-ardent supporters, Don McNeely passed away in March of 2009. In addition to his role in helping build the Vikings tradition, McNeely was revered as one of Minnesota's great philanthropists. McNeely was an ardent supporter of the arts and also donated large gifts to the Minnesota State Fair, St. John's University, the Warner Nature Center and the Como Conservatory.

MCDANIEL ENSHRINED – G Randall McDaniel was inducted in the Pro Football Hall of Fame on August 8, 2009. McDaniel started 12 consecutive Pro Bowls (1989-2000), started 202 consecutive games and missed only 2 games his entire career after being a 1st-round pick by the Vikings in 1988.

FAVRE SIGNS WITH VIKINGS – A long-time nemesis, Brett Favre signed with the Vikings on August 18, 2009. Favre went on to have the best statistical season of his career, throwing for 4,202 yards, 33 TDs and 7 INTs with a 107.2 passer rating, while also setting the NFL record for consecutive games started, a mark formerly held by Vikings legend Jim Marshall.

BACK-TO-BACK DIVISION TITLES – The Vikings finished the regular season with a 12-4 mark to capture its 2nd consecutive NFC North title. It marked the first time Minnesota achieved the feat since 1977-78.

HARVIN NAMED ROOKIE OF THE YEAR – Rookie WR/KR Percy Harvin burst on the scene and earned Associated Press Offensive Rookie of the Year and was also named Pro Football Weekly/PFWA Offensive Rookie of the Year and Pepsi NFL Rookie of the Year. Harvin set team records with 2,081 all-purpose yards and 2 TDs on kick returns, while sharing the NFL rookie lead with 60 receptions for 790 yards. He earned a Pro Bowl berth as a return man.

NFL-BEST 10 VIKINGS EARN PRO BOWL BERTHS – The Vikings led the NFL and tied a team record with 10 players earning Pro Bowl honors. The unit featured 4 players who made their 1st Pro Bowl: Heath Farwell, Bryant McKinnie, Sidney Rice and Percy Harvin. They were joined by Brett Favre, Steve Hutchinson, Adrian Peterson, Jared Allen, Kevin Williams and Antoine Winfield.

EIGHTH NFC CHAMPIONSHIP GAME – The Vikings traveled to New Orleans in the 8th NFC Championship game in franchise history for a chance to play in Super Bowl XLIV in South Florida. The teams played to a 28-28 tie in regulation, forcing the game into OT where the Saints hit a 40-yard FG in the extra period to claim a 31-28 victory.

RANDLE ENSHRINED – DT John Randle was inducted into the Pro Football Hall of Fame on August 7, 2010

following a 14-year career, including 11 years as a Vikings (1990-2000). He was named to NFL Team of the Decade for the 1990s and led or tied for the team lead in sacks 9 times in his 11 Vikings seasons.

FRAZIER REPLACES CHILDRESS AFTER 10 GAMES– Defensive Coordinator/Asst. Head Coach Leslie Frazier took over coaching the team after 10 games in 2010 when Head Coach Brad Childress was replaced. Frazier won his 1st game as Interim Head Coach on 11/28/10 at Washington.

ROOF COLLAPSE CAUSES CHAOTIC END TO 2010– Heavy snows and inclement weather caused the Metrodome roof to collapse in the early morning hours of December 12, 2010, forcing the final 2 home games of the 2010 season to be moved from the facility. The Vikings playing host to the NY Giants in Detroit at Ford Field on 12/13 and the club's final home game was played at the University of Minnesota's TCF Bank Stadium, a Monday Night Football contest against Chicago on 12/20. The team also had a road game against Philadelphia postponed due to weather from Sunday night, 12/26, to Tuesday night, 12/28.

50 GREATEST VIKINGS CAPS 50TH SEASON CELEBRATION– Vikings legends reunited for a celebration of the storied history of the Vikings' franchise during a weekend of activities leading up to the Monday Night Football game versus Chicago on December 20, 2010. The team unveiled the 50 greatest Vikings and they were introduced to fans at halftime of the snowy game at TCF Bank Stadium. The snowy atmosphere was fitting and marked the 1st outdoor home game for the Vikings since the 1981 Met Stadium finale on 12/20/81, 30 years to the day.

FRAZIER NAMED HEAD COACH– After serving as Interim Head Coach for the final 6 games of the 2010 season, Leslie Frazier was named the Head Coach on Monday, January 3, 2011, the day after the 2010 regular season finale. Frazier posted a 3-3 record in the interim role and directed the club during some trying times as the team lost its home field due to a weather-related collapse of the Metrodome.

WILLIAMS NAMED NFL'S MAN OF THE YEAR– Vikings S Madiu Williams was recognized as only the 2nd Viking to win the prestigious Walter Payton Man of the Year award, presented at Super Bowl XLV. Williams received the honor via satellite while visiting troops in the Middle East.

ALLEN BREAKS TEAM SACK RECORD– DE Jared Allen had one of the best seasons for a pass rusher in NFL history in 2011. Recording 22.0 sacks, Allen broke Chris Doleman's team record of 21.0 sacks in a season and fell just .5 sack short of the NFL's single-season sack record held by Michael Strahan.

SPIELMAN NAMED GENERAL MANAGER– On January 3, 2012, Rick Spielman was named the team's General Manager. He had previously been the Vikings Vice President of Player Personnel from 2006-2011.

NEW STADIUM DEAL APPROVED– In May 2012, a bill for a new Minnesota Vikings stadium was passed through the Minnesota legislature and signed by Governor Mark Dayton. Funded by the Vikings, the State of Minnesota, and the City of Minneapolis, the new stadium will be located on the current Metrodome site. Groundbreaking on the stadium site is expected in Spring 2013 with project completion in time for the 2016 NFL season.

DOLEMAN ENSHRINED– DE Chris Doleman was inducted into the Pro Football Hall of Fame on August 4, 2012 following a 15-year career, including 10 with the Vikings. His 21.0 sacks stood as the team record until 2011 when Jared Allen broke it. He was the #4 overall pick by the Vikings in 1985 and earned NFL All-Decade honors.

VIKINGS COACHING HISTORY

Years	Head Coach	Total Games	Regular Season (%)	Playoffs (%)	Overall (%)
1961-66	Norm Van Brocklin	84	29-51-4 (.369)	0-0-0 (.000)	29-51-4 (.369)
1967-83, '85	Bud Grant	281	158-96-5 (.620)	10-12-0 (.454)	168-108-5 (.607)
1984	Les Steckel	16	3-13-0 (.188)	0-0-0 (.000)	3-13-0 (.188)
1986-91	Jerry Burns	101	52-43-0 (.547)	3-3-0 (.500)	55-46-0 (.544)
1992-2001	Dennis Green	171	97-62-0 (.610)	4-8-0 (.250)	101-70-0 (.519)
2001-05	Mike Tice	67	32-33-0 (.492)	1-1-0 (.500)	33-34-0 (.493)
2006-10	Brad Childress	77	39-35-0 (.527)	1-2-0 (.333)	40-37-0 (.519)
2010-11	Leslie Frazier	22	6-16-0 (.273)	0-0-0 (.000)	6-16-0 (.273)
Total		819	416-349-9 (.543)	19-26-0 (.422)	435-375-9 (.537)



Norm Van Brocklin



Bud Grant



Jerry Burns



Les Steckel



Dennis Green



Mike Tice



Leslie Frazier



Brad Childress

Norm Van Brocklin - Named Vikings Head Coach on January 18, 1961...The former quarterback had retired from the NFL following the 1960 season after 12 professional seasons with the Los Angeles Rams (1949-57) and Philadelphia Eagles (1958-60)...“The Dutchman” led the Eagles to the NFL crown in 1960 and was the League MVP...Set an NFL record with 554 passing yards in the 1951 season opener...Threw for 23,611 yards and 173 TDs in his NFL career and played in 10 Pro Bowls...Inducted into the Pro Football Hall of Fame in 1971...Coached 84 games with the Vikings with a 29-51-4 record...Went on to coach the Atlanta Falcons from 1968-73...Born March 15, 1926, in Eagle Butte, SD...Died May 2, 1983...Attended the University of Oregon where he was an All-American.

Bud Grant - Named Vikings Head Coach on March 10, 1967...Came to Minnesota following a successful coaching career in the Canadian Football League with the Winnipeg Blue Bombers, leading the team to 4 Grey Cup championships and playing in the game 6 times...Coached the Vikings in 281 total games, retiring after the 1983 season only to be coached back to coach the team again in 1985 before retiring for good...Led Vikings to Super Bowl IV, VIII, IX and XI...Won 11 Central Division titles and made 12 appearances in the playoffs...Member of both the CFL and Pro Football Halls of Fame...Born May 20, 1927 in Superior, WI...Resides in Bloomington, MN...An avid outdoorsman who travels the world hunting and fishing.

Les Steckel - Named Vikings Head Coach on January 29, 1984...Coached the Vikings for the 1984 season, finishing 3-13...Served as an offensive assistant with the Vikings for 5 seasons prior to taking over head coaching duties...Came to Minnesota in 1979 after working on the San Francisco 49ers staff...Was the youngest Head Coach in the NFL in 1984 at age 38...Born July 1, 1946, in Whitehall, PA...Began his playing career at Kansas as a walk-on, playing 4 seasons for the Jayhawks as a running back...Worked for Senator Robert Kennedy's campaign as a volunteer following his 1968 graduation...Joined the Marine Corps and served as an Infantry Lieutenant, seeing combat in Vietnam...Left the service in 1972 and began his coaching career at Colorado, working with the Buffaloes from 1972-76, the US Naval Academy in 1977 and the 49ers in 1978.

Jerry Burns - Named Vikings Head Coach on January 7, 1986...Served as Vikings offensive coordinator from 1968-85, guiding the team to 4 Super Bowl berths and 11 Central Division titles...Served as Vikings Head Coach 6 seasons, 1986-91...Coached the team in 101 total games, going 52-43 in the regular season and 3-3 in the playoffs...Led the Vikings to the NFC Championship game in 1987, earning upset wins at New Orleans and San Francisco along with before falling to the Redskins 17-10 in Washington...Won the NFC Central in 1989...Coached in 6 Super Bowls, 4 as Vikings offensive coordinator and 2 as the Green Bay Packers' defensive backs coach in Super Bowls I and II...Played QB for Michigan on the 1950 Rose Bowl team...Began his coaching career in 1951 at University of Hawaii...Head Coach at the University of Iowa from 1961-65...Born January 24, 1927...Resides in Eden Prairie, MN.

Dennis Green - Named Vikings Head Coach on January 10, 1992...Came to Minnesota after reviving the Stanford University football program, serving as Head Coach from 1989-91, the only Vikings Head Coach to come directly from the college ranks...Coached 171 total games in 10 seasons with the Vikings, leading the team to 4 Central Division titles and the NFC Championship game twice...Vikings made the playoffs 8 of Green's 10 seasons and the 1998 club set the NFL single-season scoring record at 556 points, averaging 34.8 points per game...An advocate of community involvement, Green initiated Community Tuesdays, which had players active in the Twin Cities on their day off, a concept that spread to the entire National Football League...Born February 17, 1949 in Harrisburg, PA...Named NFL Coach of the Year in 1992 by the Washington Touchdown Club and in 1998 by Sports Illustrated and the Maxwell Club.

Mike Tice - Named Vikings Head Coach on January 10, 2002 after serving as the team's coach for the final regular season game of the 2001 season...Became the 1st Vikings player to go on and serve as Head Coach...Enjoyed a 14-year NFL playing career as a TE, including 1992-93, '95 with the Vikings...Played in 177 career games with Seattle, Washington and Minnesota...Originally signed by Seattle as a rookie free agent QB in 1981...Born February 2, 1959, in Bayshore, NY...Began coaching career with Minnesota Vikings as TE coach in 1996...Coached offensive line from 1997-2001 and added title of Assistant Head Coach in 2001.

Brad Childress - Named Vikings Head Coach on January 6, 2006...Led Vikings to consecutive NFC North titles in 2008-09...Won first game with Vikings over Washington on Monday Night Football...Joined the Vikings after 7 seasons with Philadelphia, working from 2002-05 as the Eagles' offensive coordinator...Helped guide Eagles to Super Bowl XXXIX...Coached at University of Wisconsin from 1991-98...Got first taste of NFL coaching with Indianapolis Colts in 1985...Started coaching career at University of Illinois in 1978-84...Born June 27, 1956 and raised in Aurora, IL.

Leslie Frazier - Named Vikings Head Coach on January 3, 2011 after serving as Interim Head Coach for final 6 games of 2010 season, going 3-3...Currently 6-16 as Head Coach...Won 1st game as interim coach at Washington (11/28/10)...Spent 2007-10 as Vikings Defensive Coordinator...The 1st Vikings Head Coach to come from a defensive background...Played for Division rival Chicago from 1981-86, starting at CB on Bears Super Bowl XX championship team...Joined Bears as a rookie free agent in 1981 from Alcorn State...Entered NFL as assistant coach with Philadelphia in 1999...Began coaching career in 1988 at tiny Trinity College in suburban Chicago, starting the football program from the ground up as the 1st coach in program history...Part of Super Bowl winner with Chicago as a player and Indianapolis as an assistant coach...Born 4/3/59 in Columbus, MS.

VIKINGS ALL-TIME COACHING STAFFS

HEAD COACH YEARS

Norm Van Brocklin 1961-66

Walt Yowarsky, Darrel Brewster (1961-63), Harry Gilmer (1961-64), Stan West (1961-63), Tom McCormick (1963-66), Marion Campbell (1964-66), Lew Carpenter (1964-66), Jack Faulkner (1965), Jim Carr (1966).

Bud Grant 1967-83

Buster Mertes, John Michels, Jim Carr (1967-68, 1978-81), Bob Holloway 1967-70, '78-83), Jerry Burns (1968-83), Neill Armstrong (1969-77), Jack Patera (1969-75), Jocko Nelson (1971-78), Buddy Ryan (1976-77), Murray Warmath (1978-79), Floyd Reese (1979-83), Les Stechel (1979-83), Tom Cecchini (1980-83), Jed Hughes (1982-83).

Les Stechel 1984

Tom Batta, Raymond Berry, Bud Bjornaraa, Dean Brittenham, Jerry Burns, Ross Fichtner, Bob Holloway, Bob Leahy, Buster Mertes, John Michels, Dan Radakovich, Floyd Reese, Dick Rehbein, Mike Sweatman.

Bud Grant 1985

Tom Batta, Jerry Burns, Pete Carroll, Bob Holloway, John Michels, Floyd Reese, Dick Rehbein, Marc Trestman, Paul Wiggin.

Jerry Burns 1986-91

Tom Batta, John Michels, Dick Rehbein, Paul Wiggin, Pete Carroll (1986-89), Bob Holloway (1986), Monte Kiffin (1986-89, '91), Floyd Peters (1986-90), Bob Schneller (1986-90), Marc Trestman (1986, '89-91), John Brunner (1987-91), Rollie Dotsch (1987), Jerry Brown (1988-91), Maxie Baughan (1989-91), Tom Moore (1989-91).

Dennis Green 1992-2001 (Mike Tice coached last game of 2001)

Richard Solomon (1992-01), Steve Wetzel (1992-01), Tom Batta (1992-93), Jack Burns (1992-93), Brian Billick (1992-98), Tony Dungy (1992-95), Monte Kiffin (1992-94), John Michels (1992-93), Tom Moore (1992-93), Willie Shaw (1992-93, 2001), John Teerlinck (1992-94), Tyrone Willingham (1992-94), Mike Wolf (1992-94), Chris Foerster (1993-95), Carl Hargrave (1994-2001), Foge Fazio (1995-99), John Levrva (1995-97), Chip Myers (1995-98), Ray Sherman (1995-97, '99), Jeff Friday (1996-98), Tom Olivadotti (1996-99), Mike Tice (1996-2001), Dave Atkins (1997-99), Wade Harman (1997-98), Hubbard Alexander (1998-99), Andre Patterson (1998-99), Dean Dalton (1999-2001), John Kasper (1999), John Tice (1999-2001), Alex Wood (1999-2001), Charlie Baggett (2000-01), John Fontes (2000), Chuck Knox, Jr. (2000-01), Daryl Lawrence (2000-01), Sherman Lewis (2000-01), Emmitt Thomas (2000-01), Fred von Appen (2000), Brian Baker (2001), Gary Zauner (1994-01), Trent Walters (1994-01), Keith Rowen (1994-96), Jerry Rhome (1994), Mark Asanovich (1995).

Mike Tice 2002-05

Charlie Baggett (2002-04), Brian Baker, Pete Berrich, Ted Cottrell (2004-05), Dean Dalton, Mark Ellis (2004-05), Jay Hayes (2002), Chuck Knox, Jr., Daryl Lawrence (2002-03), Scott Linehan (2002-04), Steve Loney, George O'Leary (2002-03), Jim Panagos, Willie Shaw (2002-03), John Tice, Steve Wetzel (2002-03), Alex Wood (2002), Randy Hanson (2003-05), Kevin Ross (2003-05), Kurtis Shultz (2004-05), Rusty Tillman (2003-05), Wes Chandler (2005), Foge Fazio (2005), Rich Olson (2005), Jerry Rhome (2005).

Brad Childress, Leslie Frazier 2006-10 (Frazier coached last 6 games of 2010)

Junej Barnett (2006-11), Darrell Bevell (2006-10), Eric Bieniemy (2006-10), Brendan Daly (2006-08), Karl Dunbar (2006-11), Paul Ferraro (2006-08), Ryan Ficken (2007-09), Leslie Frazier (2007-09), Jason Glenn (2009), Jim Hueber (2006-10), Jeff Imamura (2006-08), Jimmie Johnson (2006-09), Tom Kanavy (2006-09), Derek Mason (2007-09), Clay Matchett (2006), Pat Morris (2006-10), Brian Murphy (2006-10), Chad O'Shea (2006-08), Fred Pagac (2006-08), Dennis Polian (2009-10), Diron Reynolds (2009-10), Kevin Rogers (2006-10), Matt Sheldon (2010-11), Ryan Silverfield (2008-09), Kevin Stefanski (2006-09), George Stewart (2007-09), Martin Streight, (2006-09) Mike Tomlin (2006), Chris White (2009-10), Joe Woods (2006-09), Darrell Wyatt (2006).

Leslie Frazier 2011-12

Junej Barnett (2011), Brendan Daly (2012-), Jeff Davidson, Karl Dunbar (2011), Ryan Ficken, Jeff Imamura, Craig Johnson, Jimmie Johnson, Tom Kanavy, Aaron McLaurin (2012-), Bill Musgrave, Fred Pagac, Mike Priefer, Diron Reynolds, James Saxon, Matt Sheldon (2011), Ryan Silverfield, Mike Singletary, Kevin Stefanski, George Stewart, Martin Streight, Cameron Turner, Chris White, Alan Williams (2012-), Joe Woods.

VIKINGS ALL-TIME ASSISTANT COACHES ROSTER

Alexander, Hubbard, 1998-99
 Armstrong, Neill, 1969-77
 Atkins, Dave, 1997-99
 Asanovich, Mark, 1995
 Baggett, Charlie, 2000-04
 Baker, Brian, 2001-03
 Barnett, Junej, 2006-11
 Batta, Tom, 1984-93
 Baughan, Maxie, 1989-91
 Berrich, Pete, 2002-05
 Berry, Raymond, 1984
 Bevell, Darrell, 2006-10
 Bieniemy, Eric, 2006-10
 Billick, Brian, 1992-98
 Bjornaraa, Bud, 1984
 Brewster, Darrel, 1961-63
 Brittenham, Dean, 1984
 Brown, Jerry, 1988-91
 Brunner, John, 1987-91
 Burns, Jerry, 1968-85
 Burns, Jack, 1992-93
 Campbell, Marion, 1964-66
 Carpenter, Lew, 1964-66
 Carr, Jim, 1966-68; 1978-81
 Carroll, Pete, 1985-89
 Cecchini, Tom, 1980-83
 Cottrell, Ted, 2004-05
 Dalton, Dean, 1999-2005
 Daly, Brendan, 2006-08
 Davidson, Jeff, 2011
 Dotsch, Rollie, 1987
 Dunbar, Karl, 2006-11
 Dungy, Tony, 1992-95
 Ellis, Mark, 2004-05
 Faulkner, Jack, 1965
 Fazio, Foge, 1995-99, 2005
 Ferraro, Paul, 2006-08
 Fichtner, Ross, 1984
 Ficken, Ryan, 2007-11
 Foerster, Chris, 1993-95
 Fontes, John, 2000
 Frazier, Leslie, 2007-10

Friday, Jeff, 1996-98
 Gilmer, Harry, 1961-64
 Glenn, Jason, 2009
 Hanson, Randy, 2003-05
 Hargrave, Carl, 1994-2001
 Harman, Wade, 1997-98
 Hayes, Jay, 2002
 Holloway, Bob, 1967-70; '78-86
 Hueber, Jim, 2006-10
 Hughes, Jed, 1982-83
 Imamura, Jeff, 2006-11
 Johnson, Craig, 2011
 Johnson, Jimmie, 2006-11
 Kanavy, Tom, 2006-11
 Kasper, John, 1999
 Kiffin, Monte, 1986-89; '91-94
 Knox, Jr., Chuck, 2000-05
 Lawrence, Daryl, 2000-03
 Leahy, Bob, 1984
 Levrva, John, 1995-97
 Lewis, Sherman, 2000-01
 Linehan, Scott, 2002-04
 Loney, Steve, 2002-05
 Mason, Derek, 2007-09
 Matchett, Clay, 2006
 McCormick, Tom, 1963-66
 Mertes, Buster, 1967-84
 Michels, John, 1967-93
 Moore, Tom, 1989-93
 Morris, Pat, 2006-10
 Murphy, Brian, 2006-10
 Musgrave, Bill, 2011
 Myers, Chip, 1995-98
 Nelson, Jocko, 1971-78
 O'Leary, George, 2002-03
 O'Shea, Chad, 2006-08
 Olivadotti, Tom, 1996-99
 Olson, Rich, 2005
 Pagac, Fred, 2006-11
 Panagos, Jim, 2002-05
 Patera, Jack, 1969-75
 Patterson, Andre, 1998-99

Peters, Floyd, 1986-90
 Polian, Dennis, 2009-10
 Priefer, Mike, 2011
 Radakovich, Dan, 1984
 Reese, Floyd, 1979-85
 Rehbein, Dick, 1984-91
 Reynolds, Diron, 2009-11
 Rhome, Jerry, 1994, 2005
 Rogers, Kevin, 2006-10
 Ross, Kevin, 2003-05
 Rowen, Keith, 1994-96
 Ryan, Buddy, 1976-77
 Saxon, James, 2011
 Schneller, Bob, 1986-90
 Sheldon, Matt, 2010-11
 Shultz, Kurtis, 2004-05
 Shaw, Willie, 1992-93; '01-02
 Sherman, Ray, 1995-97; '99
 Silverfield, Ryan, 2008-11
 Singletary, Mike, 2011
 Solomon, Richard, 1992-2001
 Stechel, Les, 1979-83
 Stefanski, Kevin, 2006-11
 Stewart, George, 2007-11
 Streight, Martin, 2006-11
 Sweatman, Mike, 1984
 Teerlinck, John, 1992-94
 Thomas, Emmitt, 2000-01
 Tice, John, 1999-2005
 Tice, Mike, 1996-2001
 Tillman, Rusty, 2003-05
 Tomlin, Mike, 2006
 Trestman, Marc, 1985-86; 89-91
 Turner, Cameron, 2011

von Appen, Fred, 2000
 Walters, Trent, 1994-2001
 Warmath, Murray, 1978-79
 White, Chris, 2009-11
 West, Stan, 1961-63
 Wetzel, Steve, 1992-2003
 Wiggin, Paul, 1985-91
 Willingham, Tyrone, 1992-94
 Wolf, Mike, 1992-94
 Wood, Alex, 1999-2002
 Woods, Joe, 2006-11
 Wyatt, Darrell, 2006
 Yowarsky, Walt, 1961-66
 Zauner, Gary, 1994-2001



Foge Fazio

LONGEST TENURED VIKINGS COACHES

Years	Coach	Position
26	John Michels	OL, RBs
24	Jerry Burns	Offensive Coordinator, Head Coach
18	Buster Mertes	RBs
17	Bud Grant	Head Coach
14	Bob Holloway	Defensive Coordinator


KICKOFF
 EXECUTIVES
 STAFF
 COACHES
 PLAYERS
 ROOKIES
 2011 SEASON
 RECORDS
 PLAYOFF RECORDS
 HISTORY
 EXTRA POINTS

9/6	W	28	N.Y. Giants (47,900)	27
9/13	W	23	Cleveland at Akron (28,561)	16
Regular Season (12-2)				
Finish: NFL Central Champions				
9/21	L	23	at N.Y. Giants (62,900)	24
9/28	W	52	Baltimore Colts (47,900)	4
10/5	W	19	Green Bay at U. of MN (60,740)	7
10/12	W	31	at Chicago (45,757)	0
10/19	W	27	at St. Louis Cards (49,430)	10
10/26	W	24	Detroit (47,900)	4
11/2	W	31	Chicago (47,900)	14
11/9	W	51	Cleveland (47,900)	3
11/16	W	9	at Green Bay (Milw.) (48,321)	7
11/23	W	52	Pittsburgh (47,202)	14
11/27	W	27	at Detroit (57,906)	0
12/7	W	20	at L.A. Rams (80,430)	13
12/14	W	10	San Francisco (43,028)	7
12/21	L	3	at Atlanta (52,872)	10
379				

Western Conference Championship
(Metropolitan Stadium, Bloomington, MN)
12/27 W 23 L.A. Rams (47,900) 20

NFL Championship
(Metropolitan Stadium, Bloomington, MN)
1/4/70 W 27 Cleveland (47,900) 7

Super Bowl IV
(Tulane Stadium, New Orleans, LA)
1/17/70 L 7 Kansas City (80,562) 23



Behind the play of QB Joe Kapp, the 1969 Vikings advanced to Super Bowl IV.

1970
Head Coach: Bud Grant
Preseason (4-2)

8/8	L	13	New Orleans at Canton (17,932)	14
8/15	L	13	Pittsburgh (45,591)	20
8/22	W	14	at Houston (44,563)	7
8/30	W	52	N.Y. Jets (47,900)	21
9/5	W	24	at Cleveland (83,043)	21
9/11	W	31	at Chicago (46,630)	30

Regular Season (12-2)				
Finish: NFC Central Champions				
9/20	W	27	Kansas City (47,900)	10
9/27	W	26	New Orleans (47,900)	0
10/4	L	10	at Green Bay (Milw.) (47,967)	13
10/11	W	24	at Chicago (45,485)	0
10/18	W	54	Dallas (47,900)	13
10/26	W	13	L.A. Rams (47,900)	3
11/1	W	30	at Detroit (58,210)	17
11/8	W	19	at Washington (50,415)	10
11/15	W	24	Detroit (47,900)	20
11/22	W	10	Green Bay (47,900)	3
11/29	L	10	at N.Y. Jets (62,333)	20
12/5	W	16	Chicago (47,900)	13
12/13	W	35	at Boston (37,819)	14
12/20	W	37	at Atlanta (57,992)	7
335				

NFC Divisional Playoffs
(Metropolitan Stadium, Bloomington, MN)
12/27 L 14 San Francisco (46,050) 17

1971
Head Coach: Bud Grant
Preseason (4-2)

8/8	L	10	New England at U of M (31,813)	17
8/14	W	34	at San Diego (49,267)	7
8/21	W	34	Chicago (47,900)	4
8/28	W	26	at Pittsburgh (46,276)	21
9/4	L	7	at Denver (43,000)	14
9/11	W	24	Miami (47,900)	0

Regular Season (11-3)
Finish: NFC Central Champions

9/20	W	16	at Detroit (54,418)	13
9/26	L	17	Chicago (47,900)	0
10/3	W	19	Buffalo (47,900)	20
10/10	W	13	at Philadelphia (56,258)	0
10/17	W	24	at Green Bay (65,263)	13
10/25	W	10	Baltimore Colts (49,784)	3
10/31	W	17	at N.Y. Giants (62,829)	10
11/7	L	9	San Francisco (49,784)	13
11/14	W	3	Green Bay (49,784)	0
11/21	W	23	at New Orleans (83,130)	10
11/28	W	24	Atlanta (49,784)	7
12/5	L	14	at San Diego (54,505)	30
12/11	W	29	Detroit (49,784)	10
12/19	W	27	at Chicago (55,049)	13
245				

NFC Divisional Playoffs
(Metropolitan Stadium, Bloomington, MN)
12/25 L 12 Dallas (49,100) 20

1972
Head Coach: Bud Grant
Preseason (3-2)

8/12	W	24	San Diego (47,900)	13
8/18	L	10	at Buffalo (41,006)	21
8/26	W	20	at Cleveland (70,584)	17
9/4	W	26	Houston (47,900)	14
9/10	L	19	at Miami (74,298)	21

Regular Season (7-7)				
Finish: 3rd in NFC Central				
9/18	L	21	Washington (47,900)	24
9/24	W	34	at Detroit (54,418)	10
10/1	L	14	Miami (47,900)	16
10/8	L	17	St. Louis Cards (49,784)	19
10/15	W	23	at Denver (51,656)	20
10/23	L	10	at Chicago (55,701)	13
10/29	W	27	at Green Bay (56,263)	13
11/5	W	37	New Orleans (49,784)	6
11/12	W	16	Detroit (49,784)	14
11/19	W	45	at L.A. Rams (77,982)	41
11/26	L	10	at Pittsburgh (50,348)	23
12/3	W	23	Chicago (49,784)	10
12/10	L	7	Green Bay (49,784)	23
12/16	L	17	at San Francisco (61,214)	20
301				

1973
Head Coach: Bud Grant
Preseason (5-0)

8/11	W	10	Pittsburgh (46,619)	6
8/18	W	13	at Kansas City (72,676)	10
8/25	W	34	at Oakland (57,515)	10
8/31	W	20	Miami (46,619)	17
9/8	W	24	at San Diego (42,007)	16

Regular Season (12-2)				
Finish: NFC Central Champions				
9/16	W	24	Oakland (46,619)	16
9/23	W	22	at Chicago (55,701)	10
9/30	W	11	Green Bay (48,503)	3
10/7	W	23	at Detroit (54,418)	9
10/14	W	17	at San Francisco (59,359)	13
10/21	W	28	Philadelphia (48,503)	21
10/28	W	10	L.A. Rams (48,503)	9
11/4	W	26	Cleveland (48,503)	7
11/11	W	28	Detroit (48,503)	7
11/19	L	14	at Atlanta (50,850)	20
11/25	W	31	at Chicago (48,503)	13
12/2	L	0	at Cincinnati (59,580)	27
12/8	W	31	at Green Bay (56,267)	7
12/16	W	31	at N.Y. Giants (New Haven) (70,0417)	168
296				

NFC Divisional Playoffs
(Metropolitan Stadium, Bloomington, MN)
12/22 W 27 Washington (46,409) 20

NFC Championship Game
(Texas Stadium, Irving, TX)
12/30 W 27 Dallas (60,272) 10

Super Bowl VIII (Rice Stadium, Houston, TX)
1/13/74 L 7 Miami (68,142) 24

1974
Head Coach: Bud Grant
Preseason (3-2)

8/10	L	21	at Denver (23,822)	21
8/19	L	9	at Miami (67,963)	27
8/25	W	32	Buffalo (46,553)	13
8/31	W	14	at St. Louis Cards (42,544)	10
9/7	W	42	San Diego (46,553)	0

Regular Season (10-4)				
Finish: NFC Central Champions				
9/15	W	32	at Green Bay (56,312)	17
9/22	W	7	at Detroit (49,703)	6
9/29	W	11	Chicago (46,619)	7



The 1969 Vikings' picked off 30 passes and were led by Paul Krause, Ed Sharrockman, Karl Kasulke, and Earsall Mackbee.

8/12	W	23	at Dallas (60,817)	21
10/13	W	51	Houston (48,501)	10
10/20	L	16	Detroit (48,501)	20
10/27	L	14	New England (48,497)	7
11/3	W	17	at Chicago (55,753)	0
11/11	W	28	at St. Louis Cards (51,392)	24
11/17	L	7	Green Bay (48,480)	19
11/24	L	17	at L.A. Rams (90,266)	20
12/1	W	29	New Orleans (48,456)	9
12/7	W	23	Atlanta (48,480)	10
12/14	W	35	at Kansas City (72,474)	15
310				

NFC Divisional Playoffs
(Metropolitan Stadium, Bloomington, MN)
12/21 W 30 St. Louis Cards (44,626) 14

NFC Championship Game
(Metropolitan Stadium, Bloomington, MN)
12/29 W 14 L.A. Rams (47,404) 10

Super Bowl IX
(Tulane Stadium, New Orleans, LA)
1/12/75 L 6 Pittsburgh (80,997) 16

1975
Head Coach: Bud Grant
Preseason (2-3-1)

8/9	L	15	N.Y. Jets at Phoenix (51,323)	20
8/17	L	10	at New England (40,218)	36
8/23	W	16	at Dallas (45,395)	17
8/31	W	20	Miami (47,653)	7
9/6	L	6	St. Louis Cards (46,975)	13
9/13	T	14	at San Diego (31,642)	14

Regular Season (12-2)				
Finish: NFC Central Champions				
9/2	W	27	San Francisco (48,418)	17
9/28	W	42	at Cleveland (65,419)	10
10/5	W	28	Chicago (48,444)	3
10/12	W	29	N.Y. Jets (48,444)	21
10/19	W	25	Detroit (48,446)	19
10/27	W	23	at Chicago (55,302)	9
11/2	W	28	at Green Bay (55,279)	17
11/9	W	38	Atlanta (48,446)	0
11/16	W	20	at New Orleans (60,214)	7
11/23	W	28	San Diego (48,443)	13
11/30	L	30	at Washington (54,311)	31
12/7	W	24	Green Bay (48,446)	3
12/14	L	10	at Detroit (78,990)	13
12/20	W	35	at Buffalo (73,391)	13
377				

NFC Divisional Playoffs
(Metropolitan Stadium, Bloomington, MN)
12/28 L 14 Dallas (46,425) 17

1976
Head Coach: Bud Grant
Preseason (3-3)

7/31	L	3	at Miami (39,939)	16
8/7	W	13	at Kansas City (32,851)	10
8/16	L	7	at Cleveland (44,336)	31
8/22	W	23	Cincinnati (43,784)	17
8/28	W	20	Philadelphia (46,512)	16
9/5	L	17	at Denver (52,129)	30

Regular Season (11-2-1)				
Finish: NFC Central Champions				
9/12	W	40	at New Orleans (58,156)	9
9/19	T	10	L.A. Rams (47,310) (OT)	10
9/26	W	10	at Detroit (77,292)	9
10/4	W	17	Pittsburgh (47,809)	6
10/10	W	20	Chicago (47,948)	19
10/17	W	24	N.Y. Giants (47,156)	7
10/24	W	31	at Philadelphia (56,233)	12



The 1977 Vikings featured Pro Bowlers RB Chuck Foreman (top left), G Ed White (top middle), WR Sammy White (top right), T Ron Yary (#73), LB Matt Blair (#59) and LB Jeff Siemon (#50).

10/31	L	13	at Chicago (56,602)	14
11/7	W	31	Detroit (46,735)	23
11/14	W	27	Seattle (45,087)	21
11/21	W	17	at Green Bay (Mil.) (53,104)	10
11/29	L	16	at San Francisco (56,775)	20
12/5	W	20	Green Bay (43,700)	9
12/11	W	29	at Miami (46,543)	7

10/11	W	24	at Tampa Bay (65,972)	7
10/18	L	28	at Seattle (62,031)	29
10/15	L	17	L.A. Rams (46,551)	34
10/22	W	21	Green Bay (47,411)	7
10/26	W	21	at Dallas (61,848)	10
11/5	W	17	Detroit (46,008)	7
11/12	W	17	Chicago (43,286)	14
11/19	L	7	San Diego (38,859)	13
11/26	T	10	at Green Bay (51,737) (OT)	10
12/3	W	28	Philadelphia (38,722)	27
12/9	L	14	at Detroit (78,685)	45
12/17	L	20	at Oakland (44,643)	27

305 **176**

NFC Divisional Playoffs
(Metropolitan Stadium, Bloomington, MN)

12/18 W 35 Washington (47,221) 20

NFC Championship Game
(Metropolitan Stadium, Bloomington, MN)

12/26 W 24 L.A. Rams (47,191) 13

Super Bowl XI
(Rose Bowl, Pasadena, CA)

1/9/77 L 14 Oakland (103,438) 32

294 **306**

NFC National Playoffs
(L.A. Coliseum, Los Angeles, CA)

12/31 L 10 L.A. Rams (69,631) 34

1977

Head Coach: Bud Grant

Preseason (4-2)

8/6 W 22 at L.A. Rams (55,168) 17
 8/13 W 34 Cleveland (45,370) 33
 8/19 L 7 at Baltimore (45,529) 29
 8/26 W 33 Miami (44,396) 7
 9/3 L 7 at Cincinnati (52,942) 26
 9/10 W 30 at Buffalo (35,017) 6

1979

Head Coach: Bud Grant

Preseason (0-4)

8/2 L 9 at Seattle (60,881) 12
 8/11 L 0 at San Diego (49,037) 19
 8/18 L 10 Miami (45,790) 21
 8/23 L 0 Kansas City (39,578) 25

Regular Season (9-5)

Finish: NFC Central Champions

9/18 L 10 Dallas (47,678) (OT) 16
 9/24 W 9 at Tampa Bay (66,272) 3
 10/2 W 19 Green Bay (47,143) 7
 10/9 W 14 Detroit (45,860) 7
 10/16 W 22 Chicago (47,708) (OT) 17
 10/24 L 3 at L.A. Rams (62,414) 35
 10/30 W 14 at Atlanta (59,257) 7
 11/6 L 7 St. Louis (47,066) 27
 11/13 W 42 Cincinnati (47,371) 10
 11/20 L 7 at Chicago (49,563) 10
 11/27 W 13 at Green Bay (52,267) 6
 12/4 W 28 San Francisco (40,745) 27
 12/11 L 13 at Oakland (52,771) 35
 12/17 W 30 at Detroit (78,572) 21

Regular Season (7-9)

Finish: 3rd in NFC Central

9/2 W 28 San Francisco (46,539) 22
 9/9 L 7 at Chicago (53,231) 26
 9/16 L 12 Miami (46,187) 27
 9/23 W 27 Green Bay (45,524) (OT) 11
 9/30 W 13 at Detroit (75,295) 20
 10/7 L 20 Dallas (47,572) 36
 10/15 L 7 at N.Y. Jets (54,479) 14
 10/21 W 30 Chicago (41,164) 27
 10/28 L 10 Tampa Bay (46,906) 12
 11/4 L 7 at St. Louis (47,213) 37
 11/11 L 7 at Green Bay (Mil.) (52,706) 19
 11/18 W 14 Detroit (43,650) 7
 11/25 W 23 at Tampa Bay (70,039) 22
 12/2 L 21 at L.A. Rams (56,700) (OT) 27
 12/9 W 10 Buffalo (42,239) 3
 12/16 L 23 at New England (54,710) 27

231 **227**

NFC Divisional Playoffs
(L.A. Coliseum, Los Angeles, CA)

12/26 W 14 L.A. Rams (62,538) 7

NFC Championship Game
(Texas Stadium, Irving, TX)

1/17/78 L 6 Dallas (61,968) 23

1980

Head Coach: Bud Grant

Preseason (3-1)

8/9 W 21 San Diego (45,179) 17
 8/18 L 10 at Kansas City (39,879) 14
 8/23 W 17 at Miami (36,116) 10
 8/30 W 38 Cleveland (47,262) 16

1978

Head Coach: Bud Grant

Preseason (2-2)

8/5 W 20 Washington (46,212) 13
 8/12 L 13 at Kansas City (41,092) 17
 8/18 L 22 at Miami (46,316) 37
 8/26 W 30 Buffalo (45,062) 20

Regular Season (8-7-1)

Finish: NFC Central Champions

9/3 L 24 at New Orleans (54,187) 31
 9/11 W 12 Denver (46,508) (OT) 9
 9/17 L 10 Tampa Bay (46,152) 16
 9/25 W 24 at Chicago (53,561) 20

Regular Season (9-7)

Finish: NFC Central Champions

9/7 W 24 Atlanta (44,733) 23
 9/14 L 7 Philadelphia (46,460) 42
 9/21 W 34 at Chicago (59,983) 14
 9/28 L 7 at Detroit (80,291) 27
 10/5 L 17 Pittsburgh (47,583) 23
 10/12 W 13 Chicago (46,751) 7
 10/19 L 0 at Cincinnati (44,487) 14
 10/26 L 3 at Green Bay (44,361) 16
 11/2 W 39 at Washington (52,060) 14
 11/9 W 34 Detroit (46,264) 0
 11/16 W 38 Tampa Bay (46,032) 30

11/23	L	13	Green Bay (47,234)	25
11/30	W	23	at New Orleans (30,936)	20
12/7	W	21	at Tampa Bay (65,649)	10
12/14	W	28	Cleveland (42,202)	23
12/21	L	16	at Houston (51,064)	20

317 **308**

NFC Divisional Playoffs
(Veterans Stadium, Philadelphia, PA)

1/3/81 L 16 Philadelphia (68,434) 31

1981

Head Coach: Bud Grant

Preseason (1-3)

8/8 L 6 Miami (45,165) 20
 8/14 L 13 at Washington (44,662) 27
 8/22 W 20 Atlanta (42,908) 19
 8/27 L 31 at L.A. Rams (60,141) 34

Regular Season (7-9)

Finish: 4th in NFC Central

9/5 L 13 at Tampa Bay (66,287) 21
 9/14 L 10 Oakland (47,186) 36
 9/20 W 26 Detroit (45,340) 24
 9/27 W 30 at Green Bay (Mil.) (55,012) 13
 10/4 W 24 Chicago (43,827) 21
 10/11 W 33 at San Diego (50,708) 31
 10/18 W 35 Philadelphia (45,459) 23
 10/25 L 17 at St. Louis Cards (48,039) 30
 11/2 L 17 at Denver (74,834) 19
 11/8 W 25 Tampa Bay (47,038) 10
 11/15 W 20 New Orleans (45,215) 10
 11/23 L 30 at Atlanta (54,086) 31
 11/29 L 23 Green Bay (46,025) 35
 12/6 L 9 at Chicago (50,766) 10
 12/12 L 7 at Detroit (79,428) 45
 12/20 L 6 Kansas City (41,110) 10

325 **369**

1982

Head Coach: Bud Grant

Preseason (3-2)

8/14 W 30 Baltimore at Canton (23,379) 14
 8/14 L 17 at Atlanta (49,831) 20
 8/21 W 7 Seattle (57,880) 3
 8/28 L 17 at Denver (73,371) 27
 9/3 W 24 New Orleans (59,810) 21

Regular Season (5-4)

Finish: 2nd in NFC Central

9/12 W 17 Tampa Bay (58,440) 10
 9/16 L 22 at Buffalo (77,753) 23
 11/21 L 7 at Green Bay (Mil.) (44,681) 26
 11/28 W 35 Chicago (54,724) 7
 12/5 L 14 at Miami (45,721) 22
 12/12 W 13 Baltimore (53,581) 10
 12/19 W 34 at Detroit (73,058) 31
 12/26 L 14 N.Y. Jets (60,672) 42
 1/3/83 M 31 Dallas (65,007) 27

187 **198**

NFC First-Round Playoffs
(Metrodome, Minneapolis, MN)

1/9/83 W 30 Atlanta (60,560) 24

NFC Second-Round Playoffs
(RFK Stadium, Washington, DC)

1/15/83 L 7 Washington (54,593) 21

1983

Head Coach: Bud Grant

Preseason (3-1)

8/6 W 28 St. Louis Cards at London (32,847)10
 8/13 L 7 Baltimore (56,061) 10
 8/19 W 19 at Seattle (54,402) 17
 8/26 W 34 Denver (59,435) 3

Regular Season (8-8)

Finish: 4th in NFC Central

9/4 W 27 at Cleveland (70,087) 21
 9/8 L 17 San Francisco (58,167) 48
 9/18 W 19 at Tampa Bay (47,567) (OT) 16
 9/25 W 20 Detroit (58,254) 17
 10/2 L 24 Dallas (62,136) 37
 10/9 W 23 at Chicago (59,632) 14
 10/16 W 34 Houston (58,910) 14
 10/23 W 20 at Green Bay (55,236) (OT) 17
 10/30 L 31 at St. Louis Cards (38,796) 41
 11/6 L 12 Tampa Bay (59,239) 17
 11/13 L 21 Green Bay (60,113) 29
 11/20 W 17 at Pittsburgh (58,417) 17
 11/27 L 16 at New Orleans (59,502) 14
 12/5 L 2 at Detroit (79,169) 13
 12/11 L 13 Chicago (57,880) 19
 12/17 W 20 Cincinnati (51,565) 14

316 **348**

1984



Keith Millard was named the NFL's 1989 Defensive Player of the Year.

Head Coach: Les Steckel

Preseason (1-3)

8/4	W	37	Atlanta (51,693)	6
8/11	L	7	Miami (54,003)	29
8/18	L	10	Philadelphia (51,743)	31
8/24	L	0	at St. Louis Cards (35,864)	31

Regular Season (3-13)

Finish: 5th in NFC Central

9/2	L	13	San Diego (57,276)	42
9/9	L	17	at Philadelphia (55,942)	19
9/16	W	27	Atlanta (53,955)	50
9/23	W	29	at Detroit (57,511)	28
9/30	L	12	Seattle (57,171)	20
10/7	L	31	at Tampa Bay (47,405)	35
10/14	L	20	at L.A. Raiders (49,276)	23
10/21	L	14	Detroit (57,953)	16
10/28	L	7	at Chicago (57,517)	16
11/4	W	27	Tampa Bay (54,949)	24
11/11	L	17	at Green Bay (Milw.) (52,931)	45
11/18	L	21	at Denver (74,716)	42
11/25	L	3	Chicago (56,881)	34
11/29	L	17	Washington (55,017)	31
12/8	L	7	at San Francisco (61,384)	51
12/16	L	14	Green Bay (51,197)	38
				276

1985

Head Coach: Bud Grant

Preseason (3-1)

8/10	W	16	at Miami (41,129)	13
8/17	W	10	Pittsburgh (56,887)	34
8/24	L	10	Seattle (56,562)	27
8/30	W	13	at Denver (69,373)	9

Regular Season (7-9)

Finish: 3rd in NFC Central

9/8	W	28	San Francisco (57,375)	21
9/15	W	31	at Tampa Bay (46,188)	16
9/19	L	24	Chicago (61,242)	33
9/29	W	27	at Buffalo (45,667)	20
10/6	L	10	at L.A. Rams (61,139)	13
10/13	L	17	at Green Bay (Milw.) (54,674)	20
10/20	W	21	San Diego (61,670)	17
10/27	L	9	at Chicago (63,815)	27
11/3	W	16	Detroit (58,012)	13
11/10	L	17	Green Bay (59,970)	27
11/17	L	21	at Detroit (54,647)	41
11/24	L	23	New Orleans (54,117)	30
12/1	W	28	at Philadelphia (54,688)	23
12/8	W	26	Tampa Bay (51,593)	7
12/15	L	13	at Atlanta (14,167)	14
12/22	L	35	Philadelphia (49,722)	37
				346

1986

Head Coach: Jerry Burns

Preseason (3-1)

8/9	W	30	Miami (82,865)	16
8/16	W	29	Denver (53,193)	27
8/22	L	17	at Seattle (57,730)	27
8/30	W	23	at Indianapolis (57,969)	20

Regular Season (9-7)

Finish: 2nd in NFC Central

9/7	L	10	Detroit (54,851)	13
9/14	W	23	at Tampa Bay (34,579)	10
9/21	W	31	Pittsburgh (56,795)	7
9/28	W	42	Green Bay (60,478)	7
10/5	L	0	at Chicago (63,921)	23
10/12	W	27	at San Francisco (58,637) (OT)	24
10/19	W	23	Chicago (62,851)	7

10/26	L	20	Cleveland (59,133)	23
11/2	L	38	at Washington (51,928) (OT)	44
11/9	W	24	at Detroit (53,725)	10
11/16	L	20	N.Y. Giants (62,003)	22
11/23	L	20	at Cincinnati (53,003)	24
11/30	W	45	Tampa Bay (56,235)	13
12/7	W	32	at Green Bay (47,637)	6
12/14	L	10	at Houston (32,738)	23
12/21	W	33	New Orleans (51,209)	17
				398

1987

Head Coach: Jerry Burns

Preseason (2-2)

8/15	L	17	at New Orleans (52,884)	23
8/22	W	37	Indianapolis (49,304)	13
8/29	L	27	New England (49,339)	38
9/3	W	27	at Denver (74,081)	17

Regular Season (8-7)

Finish: 2nd in NFC Central

9/13	W	34	Detroit (57,061)	19
9/20	W	21	at L.A. Rams (63,367)	16
10/4	L	16	Green Bay (13,911)	23
10/11	L	7	at Chicago (32,113)	27
10/18	L	10	at Tampa Bay (20,850)	20
10/26	W	34	Denver (51,011)	27
11/1	L	17	at Seattle (61,134)	28
11/8	W	31	L.A. Raiders (57,150)	20
11/15	W	23	Tampa Bay (48,605)	17
11/22	W	24	Atlanta (53,866)	13
11/26	W	44	at Dallas (54,229) (OT)	38
12/6	L	24	Chicago (62,331)	30
12/13	L	10	at Green Bay (Milw.) (47,059)	16
12/20	W	17	at Detroit (27,693)	14
12/26	L	24	Washington (59,160) (OT)	27
				336

NFC First-Round Playoffs

(Superdome, New Orleans, LA)				
1/3/88	W	44	New Orleans (68,127)	10

NFC Divisional Playoffs

(Candlestick Park, San Francisco, CA)				
1/9/88	W	36	San Francisco (62,547)	24

NFC Championship Game

(RFK Stadium, Washington, DC)				
1/17/88	L	10	Washington (55,212)	17

1988

Head Coach: Jerry Burns

Preseason (3-1)

8/14	L	20	New Orleans (47,624)	23
8/14	W	28	Chicago at Göteborg, Sweden (33,115)	21
8/21	W	19	at Phoenix Cards (45,429) (OT)	16
8/26	W	24	Miami (51,463)	17

Regular Season (11-5)

Finish: 2nd in NFC Central

9/4	L	10	at Buffalo (76,783)	13
9/11	W	36	New England (55,545)	6
9/18	W	31	at Chicago (63,990)	21
9/25	W	23	Philadelphia (56,012)	6
10/2	L	7	at Miami (59,867)	24
10/9	L	14	Tampa Bay (55,374)	13
10/16	L	14	Green Bay (59,053)	34
10/23	W	49	at Tampa Bay (48,020)	20
10/30	L	21	at San Francisco (60,738)	24
11/6	W	44	Detroit (55,573)	17
11/13	W	43	at Dallas (57,830)	3
11/20	W	12	Indianapolis Colts (58,342)	3
11/24	W	23	at Detroit (46,379)	0
12/1	W	45	New Orleans (61,215)	3
12/11	L	6	at Green Bay (48,892)	18
12/19	W	28	Chicago (62,067)	27
				406

NFC First-Round Playoffs

(Metrodome, Minneapolis, MN)				
12/26	W	28	L.A. Rams (57,666)	17

NFC Divisional Playoffs

(Candlestick Park, San Francisco, CA)				
1/1/89	L	9	San Francisco (61,848)	34

1989

Head Coach: Jerry Burns

Preseason (3-1)

8/12	W	23	Kansas City at Memphis (63,528)	13
8/21	W	24	Washington (50,213)	13
8/26	L	14	at L.A. Rams (45,087)	24
9/1	W	17	Cincinnati (49,867)	10

Regular Season (10-6)

Finish: NFC Central Champions

9/10	W	38	Houston (54,015)	7
9/17	L	7	at Chicago (66,475)	38
9/24	L	14	at Pittsburgh (50,744)	27
10/1	W	17	Tampa Bay (54,817)	3

10/8	W	24	Detroit (55,380)	17
10/15	W	26	Green Bay (62,075)	14
10/22	W	20	at Detroit (51,579)	7
10/30	L	14	at N.Y. Giants (76,041)	24
11/5	W	23	L.A. Rams (59,600) (OT)	21
11/12	W	24	at Tampa Bay (56,271)	10
11/19	L	9	at Philadelphia (65,944)	10
11/26	L	19	at Green Bay (Milw.) (55,592)	20
12/3	W	27	Chicago (60,664)	16
12/10	W	43	Atlanta (58,116)	17
12/17	L	17	at Cleveland (70,777) (OT)	23
12/25	W	29	Cincinnati (58,829)	21
				251

NFC Divisional Playoffs

(Candlestick Park, San Francisco, CA)				
1/6/90	L	13	San Francisco (64,585)	41

1990

Head Coach: Jerry Burns

Preseason (3-1)

8/11	L	10	New Orleans (48,154)	13
8/19	W	23	at Cleveland (60,989)	20
8/26	W	22	Houston (46,191)	21
8/31	W	20	at Miami (44,689)	17

Regular Season (6-10)

Finish: 5th in NFC Central

9/9	L	21	at Kansas City (68,363)	24
9/16	L	32	New Orleans (56,272)	3
9/23	L	16	at Chicago (65,420)	19
9/30	L	20	Tampa Bay (54,462) (OT)	23
10/7	L	27	Detroit (57,586)	34
10/15	L	24	at Philadelphia (66,296)	32
10/28	L	10	at Green Bay (Milw.) (55,125)	24
11/4	W	27	Denver (57,331)	22
11/11	W	17	at Detroit (68,264)	7
11/18	W	24	at Seattle (59,735)	21
11/25	W	41	Chicago (58,865)	13
12/2	W	23	Green Bay (62,058)	7
12/9	L	15	at N.Y. Giants (76,121)	23
12/16	L	13	at Tampa Bay (47,272)	26
12/22	L	24	L.A. Raiders (53,899)	28
12/30	L	17	San Francisco (51,590)	20
				351

1991

Head Coach: Jerry Burns

Preseason (2-2)

8/3	L	21	at New Orleans (58,953)	24
8/10	W	34	Pittsburgh (44,959)	24
8/17	L	24	at Cincinnati (56,358) (OT)	27
8/23	W	31	Cleveland (45,925)	7

Regular Season (8-8)

Finish: 3rd in NFC Central

9/1	L	6	at Chicago (64,112)	10
9/8	W	20	at Atlanta (50,936)	19
9/15	W	17	San Francisco (59,148)	14
9/22	L	0	at New Orleans (68,591)	26
9/29	L	6	Denver (55,031)	13
10/6	L	20	at Detroit (63,423)	24
10/13	W	34	Phoenix Cards (51,209)	7
10/20	L	23	at New England (45,367) (OT)	26
10/27	W	28	at Phoenix Cards (45,447)	0
11/3	W	28	Tampa Bay (35,737)	13
11/11	L	17	Chicago (59,001)	34
11/17	W	35	at Green Bay (57,614)	31
11/24	L	14	Detroit (51,644)	24
12/8	W	26	at Tampa Bay (41,091)	24
12/15	W	20	L.A. Rams (61,518)	14
12/21	L	7	Green Bay (52,860)	27
				301

NFC First-Round Playoffs

(Candlestick Park, San Francisco, CA)				
1/7/92	W	20	at Tampa Bay (54,817)	306



The 1998 Vikings went a franchise best 15-1 and were crowned NFC Central Champions. QB Randall Cunningham finished the season with an NFL-best 106.0 passer rating.

1992

Head Coach: Dennis Green

Preseason (4-0)

8/8	W	23	at Buffalo (36,603)	3
8/15	W	30	Kansas City (38,132)	0
8/24	W	56	at Cleveland (55,775)	3
8/29	W	30	at Washington (55,855)	0

Regular Season (11-5)

Finish: NFC Central Champions

9/6	W	23	at Green Bay (58,617) (OT)	20
9/13	L	17	at Detroit (57,519)	31
9/20	W	26	Tampa Bay (48,113)	20
9/27	W	42	at Cincinnati (53,847)	7
10/4	W	21	Chicago (60,992)	20
10/15	W	31	Detroit (52,816)	14
10/25	L	13	Washington (59,098)	15
11/2	W	38	at Chicago (61,257)	7
11/8	W	35	at Tampa Bay (49,095)	7
11/15	L	13	Houston (56,726)	17
11/22	W	17	Cleveland (53,323)	13
11/29	W	31	at L.A. Rams (54,831)	17
12/6	L	17	at Philadelphia (65,280)	28
12/13	L	7	San Francisco (60,685)	20
12/20	W	6	at Pittsburgh (53,613)	3
12/27	W	27	Green Bay (61,461)	7

374

249

NFC First-Round Playoffs

(Metrodome, Minneapolis, MN)

1/2/93	L	7	Washington (57,353)	24
--------	---	---	---------------------	----

1993

Head Coach: Dennis Green

Preseason (4-1)

8/1	W	13	at Dallas (60,110)	7
8/7	W	20	Buffalo at Berlin, Germany (67,132)6	7
8/14	W	23	Seattle (42,240)	10
8/21	L	20	at Kansas City (73,080)	27
8/26	W	30	Pittsburgh (41,512)	13

Regular Season (9-7)

Finish: 2nd in NFC Central

9/5	L	7	at L.A. Raiders (44,120)	24
9/12	W	10	Chicago (57,921)	7
9/26	W	15	Green Bay (61,746)	13
10/3	L	19	at San Francisco (63,071)	8
10/10	W	15	Tampa Bay (54,215)	0
10/25	W	19	at Chicago (64,677)	12
10/31	L	27	Detroit (53,428)	30
11/7	L	7	San Diego (55,527)	20
11/14	W	26	at Denver (67,329)	23
11/21	L	10	at Tampa Bay (40,848)	23
11/28	L	14	New Orleans (53,030)	17
12/5	W	13	at Detroit (63,216)	0
12/12	L	20	Dallas (63,321)	37
12/19	W	21	at Green Bay (Milw.) (54,773)	17
12/26	W	30	Kansas City (59,236)	10
12/31	W	14	at Washington (42,836)	9

277

290

NFC First-Round Playoffs

(Giants Stadium, East Rutherford, NJ)

1/9/94	L	10	N.Y. Giants (75,089)	17
--------	---	----	----------------------	----

1994

Head Coach: Dennis Green

Preseason (3-2)

7/31	L	9	at Dallas (59,062)	17
------	---	---	--------------------	----

8/7	W	17	Kansas City at Tokyo, Japan (49,555)9	17
8/13	W	21	New Orleans (46,067)	17
8/20	L	19	at Seattle (45,937)	30
8/26	W	31	Miami (46,933)	16

Regular Season (10-6)

Finish: NFC Central Champions

9/14	L	10	at Green Bay (59,487)	16
9/11	W	10	Detroit (57,249)	3
9/18	W	42	at Chicago (61,073)	14
9/25	W	38	Miami (64,035)	35
10/2	L	7	at Arizona Cards (67,950)	17
10/10	W	27	at N.Y. Giants (77,294)	10
10/20	W	13	Green Bay (63,041) (OT)	10
10/30	W	36	at Tampa Bay (44,110)	13
11/6	W	21	New Orleans (57,564)	20
11/13	L	20	at New England (58,382) (OT)	26
11/20	L	21	N.Y. Jets (60,687)	31
11/27	L	17	Tampa Bay (47,259) (OT)	20
12/1	W	33	Chicago (61,483) (OT)	27
12/11	W	19	at Buffalo (66,501)	17
12/17	L	21	at Detroit (73,881)	41
12/26	W	21	San Francisco (63,326)	14

356

NFC First-Round Playoffs

(Metrodome, Minneapolis, MN)

1/1/95	L	18	Chicago (60,347)	35
--------	---	----	------------------	----

1995

Head Coach: Dennis Green

Preseason (2-2)

8/7	W	23	at San Diego (47,934)	19
8/12	L	14	at New England (56,241)	21
8/18	W	20	Oakland (45,306)	17
8/26	L	13	Kansas City (39,949)	17

Regular Season (8-8)

Finish: 4th in NFC Central

9/3	L	14	at Chicago (63,036)	31
9/10	W	20	Detroit (52,234)	10
9/17	L	17	Dallas (60,088) (OT)	23
9/24	W	44	at Pittsburgh (57,853)	24
10/8	W	23	Houston (56,430) (OT)	17
10/15	L	17	at Tampa Bay (55,703) (OT)	20
10/22	L	21	at Green Bay (60,332)	38
10/30	L	6	Chicago (61,238)	14
11/5	W	27	Green Bay (62,839)	24
11/12	W	30	at Arizona Cards (51,342) (OT)	24
11/19	W	43	New Orleans (58,108)	24
11/23	L	38	at Detroit (74,559)	44
12/3	W	31	Tampa Bay (52,879)	17
12/9	W	27	Cleveland (47,984)	11
12/18	L	30	at San Francisco (64,975)	37
12/24	L	24	at Cincinnati (64,568)	27

412

385

1996

Head Coach: Dennis Green

Preseason (1-3)

8/3	W	23	San Diego (34,367) (OT)	24
8/8	L	12	Buffalo (36,297)	35
8/19	L	17	at Miami (55,598)	24
8/23	L	13	at New Orleans (35,728)	16

Regular Season (9-7)

Finish: Second in NFC Central

9/1	W	17	Detroit (52,972)	13
9/8	W	23	at Atlanta (42,688)	17
9/15	W	20	at Chicago (61,301)	21
9/22	W	30	Green Bay (64,168)	14

9/29	L	10	at N.Y. Giants (70,970)	15
10/6	W	14	Carolina (60,894)	12
10/13	L	13	at Tampa Bay (32,175)	24
10/28	L	13	Chicago (60,774)	15
11/3	L	6	Kansas City (59,552)	21
11/10	L	23	at Seattle (50,794)	42
11/17	W	16	at Oakland (41,183) (OT)	13
11/24	L	17	Denver (59,142)	21
12/1	W	41	Arizona (45,767)	17
12/8	W	24	at Detroit (46,043)	22
12/15	W	21	Tampa Bay (49,302)	10
12/22	L	10	at Green Bay (59,306)	38

298

NFC First-Round Playoffs

(Texas Stadium, Irving, TX)

12/28	L	15	Dallas (64,682)	40
-------	---	----	-----------------	----

1997

Head Coach: Dennis Green

Preseason (3-2)

7/26	W	28	Seattle at Canton (23,846)	26
8/2	W	26	St. Louis Rams (36,971)	6
8/8	L	3	at Buffalo (32,559)	19
8/16	L	13	at Cincinnati (44,316)	37
8/22	W	28	San Diego (44,300)	22

Regular Season (9-7)

Finish: 4th in NFC Central

8/31	W	34	at Buffalo (79,139)	14
9/7	W	27	at Chicago (59,263)	23
9/14	L	14	Tampa Bay (63,697)	28
9/21	L	32	at Green Bay (60,115)	38
9/28	W	28	Philadelphia (65,149)	19
10/5	W	20	at Arizona (45,550)	19
10/12	W	21	Carolina (62,625)	14
10/26	W	10	at Tampa Bay (66,815)	6
11/2	W	23	New England (62,917)	18
11/9	W	29	Chicago (63,443)	22
11/16	L	15	at Detroit (68,910)	38
11/23	L	21	at N.Y. Jets (77,716)	23
12/1	L	17	at San Francisco (55,761)	27
12/14	L	13	Detroit (60,982)	14
12/21	W	39	Indianapolis (54,107)	28

354

NFC First-Round Playoffs

(Giants Stadium, East Rutherford, NJ)

12/27	W	23	N.Y. Giants (77,710)	22
-------	---	----	----------------------	----

NFC Divisional Playoffs

(COM Park, San Francisco, CA)

1/3/98	L	22	San Francisco (65,018)	38
--------	---	----	------------------------	----

1998

Head Coach: Dennis Green

Preseason (4-0)

8/9	W	28	at New England (54,111)	0
8/15	W	34	Kansas City (60,995)	0
8/22	W	25	at Carolina (64,569) (OT)	22
8/28	W	42	San Diego (62,127)	28

Regular Season (15-1)

Finish: NFC Central Champions

9/6	W	31	Tampa Bay (62,538)	7
9/13	W	38	at St. Louis Rams (56,234)	31
9/20	W	29	Detroit (63,107)	6
9/27	W	31	at Chicago (57,783)	28
10/5	W	37	at Green Bay (59,849)	24
10/18	W	41	Washington (64,004)	7
10/25	W	34	at Detroit (77,885)	13
11/1	L	24	at Tampa Bay (64,979)	27
11/8	W	31	New Orleans (63,779)	24
11/15	W	24	Cincinnati (64,232)	3
11/22	W	28	Green Bay (64,471)	14
11/26	W	46	at Dallas (64,366)	36
12/6	W	48	Chicago (64,427)	22
12/13	W	38	at Baltimore Ravens (69,074)	28
12/20	W	50	Jacksonville (64,363)	10
12/26	W	26	at Tennessee (41,121)	16

556

296

NFC Divisional Playoffs

(Metrodome, Minneapolis, MN)

1/10/99	W	41	Arizona (63,760)	21
---------	---	----	------------------	----

NFC Championship Game

(Metrodome, Minneapolis, MN)

1/17/99	L	27	Atlanta (64,060) (OT)	30
---------	---	----	-----------------------	----

1999

Head Coach: Dennis Green

Preseason (2-2)

8/13	L	21	N.Y. Giants (63,434)	36
8/21	W	24	at Cleveland (71,398)	17
8/26	W	17	Philadelphia (63,387)	13
9/3	L	17	at N.Y. Jets (76,782)	38

Regular Season (10-6)**Finish: 2nd in NFC Central**

9/12	W	17	at Atlanta (69,555)	14
9/19	L	17	Oakland (64,080)	22
9/26	L	20	at Green Bay (59,868)	23
10/3	W	21	Tampa Bay (64,106)	14
10/10	L	22	Chicago (64,107)	24
10/17	L	23	at Detroit (76,516)	25
10/24	W	40	San Francisco (64,109)	16
10/31	W	23	at Denver (75,021)	17
11/8	W	27	Dallas (64,111)	20
11/14	W	27	at Chicago (66,944) (OT)	24
11/28	W	35	San Diego (64,232)	27
12/6	L	17	at Tampa Bay (65,741)	24
12/12	L	28	at Kansas City (78,932)	31
12/20	W	24	Green Bay (64,203)	20
12/26	W	34	at N.Y. Giants (78,095)	17
1/2/00	W	24	Detroit (64,103)	19

399**NFC First-Round Playoffs**(Metrodome, Minneapolis, MN)
1/9/00 W 27 Dallas (64,056) 10**NFC Divisional Playoffs**(TWA Dome, St. Louis, MO)
1/16/00 L 37 St. Louis Rams (66,194) 49**2000****Head Coach: Dennis Green****Preseason (1-3)**

8/5	L	24	New Orleans (63,445)	25
8/12	L	7	at San Diego (43,805)	31
8/18	W	35	Arizona Cards (63,563)	17
8/24	L	30	at Indianapolis (51,337)	32

Regular Season (11-5)**Finish: NFC Central Champions**

9/3	W	30	Chicago (64,104)	7
9/10	W	13	Miami (64,112)	27
9/17	W	21	at New England (60,292)	13
10/1	W	31	at Detroit (76,438)	24
10/19	W	30	Tampa Bay (64,122)	26
10/15	W	28	at Chicago (66,944)	13
10/22	W	31	Buffalo (64,116)	27
10/29	L	13	at Tampa Bay (65,589)	41
11/6	L	20	at Green Bay (59,854) (OT)	26
11/12	W	31	Arizona (64,223)	14
11/19	W	31	Carolina (64,208)	17
11/23	W	27	at Dallas (63,878)	15
11/30	W	24	Detroit (64,214)	17
12/10	L	29	at St. Louis Rams (66,273)	40
12/17	L	28	Green Bay (64,183)	33
12/24	L	10	at Indianapolis Colts (56,672)	31

397**NFC Divisional Playoffs**(Metrodome, Minneapolis, MN)
1/6/01 W 34 New Orleans (63,881) 16**NFC Championship**(Giants Stadium, East Rutherford, NJ)
1/14/01 L 0 NY Giants (79,310) 41**2001****Head Coach: Dennis Green (first 15 games), Mike Tice (final game)****Preseason (4-0)**

8/11	W	28	New Orleans (46,752)	21
			at San Antonio, TX	
8/16	W	24	Pittsburgh (63,790)	10
8/24	W	28	Indianapolis (63,804)	21



Robert Smith retired as the Vikings all-time leading rusher with 6,818 yards. Playing from 1993-2000, Smith led the team in rushing for 6 consecutive seasons and was selected to the Pro Bowl twice.

8/31	W	20	at Miami (60,136)	7
------	---	----	-------------------	---

Regular Season (5-11)**Finish: 4th in NFC Central**

9/9	L	13	Carolina (64,108)	24
9/23	L	10	at Chicago (66,944)	17
9/30	W	20	Tampa Bay (64,105)	16
10/7	L	15	at New Orleans (70,020)	28
10/14	W	31	Detroit (64,048)	26
10/21	W	35	Green Bay (64,165)	13
10/28	L	14	at Tampa Bay (65,558)	41
11/1	L	17	at Philadelphia (65,638)	48
11/9	W	28	N.Y. Giants (64,283)	16
11/25	L	6	Chicago (64,214)	13
12/2	L	16	at Pittsburgh (62,661)	21
12/9	W	42	Tennessee (64,271)	24
12/16	L	24	at Detroit (72,190)	27
12/23	L	3	Jacksonville (64,150)	33
12/30	L	13	at Green Bay (59,870)	24
1/7/02	L	3	at Baltimore (69,465)	19

290**2002****Head Coach: Mike Tice****Preseason (2-2)**

8/10	L	15	Cleveland (63,532)	27
8/16	W	24	at Buffalo (46,027)	21
8/23	W	14	Tennessee (63,845)	10
8/29	L	14	at Pittsburgh (57,062)	17

Regular Season (6-10)**Finish: 2nd in NFC North**

9/8	L	23	at Chicago (63,226) (Champaign, IL)	27
9/15	L	39	Buffalo (64,047) (OT)	45
9/22	L	14	Carolina (63,945)	15
9/29	L	23	at Seattle (65,212)	48
10/13	W	31	Detroit (64,013)	24
10/20	L	7	at N.Y. Jets (78,516)	20
10/27	W	25	Chicago (64,122)	7
11/3	L	24	at Tampa Bay (65,667)	38
11/10	L	20	N.Y. Giants (64,005)	27
11/17	W	31	Green Bay (64,153)	24
11/24	L	17	at New England (68,436)	21
12/1	L	24	Atlanta (63,947) (OT)	30
12/8	L	22	at Green Bay (64,070)	26
12/15	W	32	at New Orleans (67,851)	31
12/21	W	20	Miami (64,285)	17
12/29	W	38	at Detroit (60,233)	36

390**2003****Head Coach: Mike Tice****Preseason (1-3)**

8/9	L	14	Jacksonville (63,370)	16
8/16	L	16	at Kansas City (75,634)	26
8/22	W	21	at Oakland (37,411)	6
8/28	L	27	Arizona (63,473)	31

Regular Season (9-7)**Finish: 2nd in NFC North**

9/7	W	30	at Green Bay (70,505)	25
9/14	W	24	Chicago (64,144)	13
9/21	W	23	at Detroit (60,865)	13
9/28	W	35	San Francisco (64,111)	7
10/5	W	39	at Atlanta (70,427)	26
10/19	W	28	Denver (64,381)	20
10/26	L	17	N.Y. Giants (64,114)	29
11/2	L	27	Green Bay (64,482)	30
11/9	L	28	at San Diego (64,738)	42
11/16	L	18	at Oakland (56,653)	28

11/23	W	24	Detroit (63,946)	14
11/30	L	17	at St. Louis (66,134)	48
12/7	W	34	Seattle (63,968)	7
12/14	L	10	at Chicago (61,804)	13
12/20	W	45	Kansas City (64,291)	20
12/28	L	17	at Arizona (52,734)	18

416**353****2004****Head Coach: Mike Tice****Preseason (2-2)**

8/14	W	23	Arizona (63,658)	6
8/16	L	24	at Atlanta (70,623)	27
8/22	W	23	San Francisco (63,960)	10
8/28	L	21	at Seattle (50,198)	23

Regular Season (8-8)**Finish: 2nd in NFC North**

9/12	W	35	Dallas (64,105)	17
9/20	L	16	at Philadelphia (67,676)	27
9/26	W	27	Chicago (64,163)	22
10/10	W	34	at Houston (70,718) (OT)	28
10/17	W	38	at New Orleans (64,900)	31
10/24	W	20	Tennessee (64,108)	3
10/31	L	13	N.Y. Giants (64,012)	34
11/8	L	28	at Indianapolis (57,307)	31
11/14	L	31	at Green Bay (70,671)	34
11/21	W	22	Detroit (64,156)	16
11/28	W	27	Jacksonville (64,004)	16
12/5	L	14	at Chicago (62,051)	24
12/12	L	23	Seattle (64,110)	27
12/19	W	28	at Detroit (62,337)	27
12/24	L	31	Green Bay (64,311)	34
1/2	L	18	at Washington (76,876)	21

405**395****NFC First-Round Playoffs**(Lambeau Field, Green Bay, WI)
1/9/05 W 31 Green Bay (71,705) 17**NFC Divisional Playoffs**(Lincoln Financial Field, Philadelphia, PA)
1/16/05 L 14 Philadelphia (67,722) 27**2005****Head Coach: Mike Tice****Preseason (3-1)**

8/14	W	27	Kansas City (63,621)	16
8/16	L	21	at N.Y. Jets (76,441)	28
8/22	W	19	San Diego (64,172)	16
8/28	W	23	at Seattle (63,746)	21

Regular Season (9-7)**Finish: 2nd in NFC North**

9/11	L	13	Tampa Bay (63,939)	24
9/18	L	8	at Cincinnati (65,763)	37
9/25	W	33	New Orleans (63,952)	16
10/2	L	10	at Atlanta (69,552)	30
10/16	L	3	at Chicago (62,143)	28
10/23	W	23	Green Bay (64,278)	20
10/30	L	13	at Carolina (73,502)	38
11/6	W	27	Detroit (63,813)	14
11/13	W	24	at N.Y. Giants (78,637)	21
11/21	W	20	at Green Bay (70,610)	17
11/27	W	24	Cleveland (63,814)	12
12/4	W	21	at Detroit (61,375)	16
12/11	W	27	St. Louis (64,005)	13
12/18	L	3	Pittsburgh (64,136)	18
12/25	L	23	at Baltimore (70,246)	30
1/1/06	W	34	Chicago (64,023)	10

306**344****2006****Head Coach: Brad Childress****Preseason (2-1-1)**

8/14	L	13	Oakland (63,278)	16
8/19	W	17	at Pittsburgh (57,813)	10
8/25	W	30	Baltimore (63,257)	7
8/31	T	10	at Dallas (60,299)	10

Regular Season (6-10)**Finish: 3rd in NFC North**

9/11	W	19	at Washington (90,608)	16
9/17	W	16	Carolina (63,623) (OT)	13
9/24	L	16	Chicago (63,754)	19
10/1	L	12	at Buffalo (71,572)	17
10/8	W	26	Detroit (63,906)	13
10/22	W	31	at Seattle (63,118)	13
10/30	L	7	New England (63,819)	31
11/5	L	3	at San Francisco (68,088)	9
11/12	L	17	Green Bay (63,924)	23
11/19	L	20	at Miami (73,070)	24
11/26	W	31	Arizona (63,483)	26
12/3	L	13	at Chicago (62,221)	23
12/10	W	30	at Detroit (60,861)	20
12/17	L	13	N.Y. Jets (63,677)	26

12/21	L	7	at Green Bay (70,864)	9
12/31	L	21	St. Louis (63,557)	41
		282		327

2007**Head Coach: Brad Childress****Preseason (2-2)**

8/10	L	10	St. Louis (62,666)	13
8/17	W	37	at N.Y. Jets (75,851)	20
8/25	L	13	at Seattle (66,723)	30
8/30	W	23	Dallas (62,938)	14

Regular Season (8-8)**Finish: 2nd in NFC North**

9/5	W	24	Atlanta (62,815)	3
9/16	L	17	at Detroit (61,771) (OT)	20
9/23	L	10	at Kansas City (78,038)	13
9/23	L	16	Green Bay (63,779)	23
10/14	W	34	at Chicago (62,174)	31
10/21	L	14	at Dallas (63,432)	24
10/28	L	16	Philadelphia (63,019)	23
11/4	W	35	San Diego (63,043)	17
11/11	L	0	at Green Bay (70,845)	34
11/18	W	29	Oakland (62,960)	22
11/25	W	41	at N.Y. Giants (78,591)	17
12/2	W	42	Detroit (62,996)	10
12/9	W	27	at San Francisco (68,050)	7
12/17	W	20	Chicago (63,800)	13
12/23	L	21	Washington (63,634)	32
12/30	L	1	at Denver (76,084) (OT)	22
		365		311

2008**Head Coach: Brad Childress****Preseason (1-3)**

8/9	L	17	Seattle (62,545)	34
8/16	W	23	at Baltimore (70,585)	15
8/23	L	10	Pittsburgh (62,625)	12
8/28	L	10	at Dallas (60,246)	16

Regular Season (10-6)**Finish: NFC North Champions**

9/8	L	19	at Green Bay (71,004)	24
9/14	L	15	Indianapolis (63,585)	18
9/21	W	20	Carolina (62,628)	10
9/28	L	17	at Tennessee (69,143)	30
10/6	W	30	at New Orleans (70,015)	27
10/12	W	12	Detroit (62,867)	10
10/19	L	41	at Chicago (62,235)	48
11/2	W	28	Houston (62,839)	21
11/9	W	28	Green Bay (63,845)	27
11/16	L	13	at Tampa Bay (65,278)	19
11/23	W	30	at Jacksonville (65,064)	12
11/30	W	34	Chicago (63,722)	14
12/7	W	20	at Detroit (50,444)	16

12/14	W	35	at Arizona (64,457)	14
12/21	L	17	Atlanta (62,889)	24
12/28	W	20	N.Y. Giants (63,761)	19
		379		333

NFC First-Round Playoffs

(Metrodome, Minneapolis, MN)

1/4/09	L	14	Philadelphia (61,746)	26
--------	---	----	-----------------------	----

2009**Head Coach: Brad Childress****Preseason (3-1)**

8/14	W	13	at Indianapolis (65,484)	3
8/21	W	17	Kansas City (62,782)	13
8/31	W	17	at Houston (70,191)	10
9/4	L	31	Dallas (62,334)	35

Regular Season (12-4)**Finish: NFC North Champions**

9/13	W	34	at Cleveland (70,560)	20
9/20	W	27	at Detroit (56,269)	13
9/27	W	27	San Francisco (63,398)	24
10/5	W	30	Green Bay (63,846)	23
10/11	W	38	at St. Louis (60,166)	31
10/18	W	33	Baltimore (63,689)	21
10/25	L	17	at Pittsburgh (65,597)	27
11/1	W	38	at Green Bay (71,213)	10
11/15	W	27	Detroit (63,854)	26
11/22	W	35	Seattle (63,854)	9
11/29	W	36	Chicago (63,854)	30
12/6	L	17	at Arizona (64,121)	30
12/13	W	30	Cincinnati (63,854)	10
12/20	L	7	at Carolina (73,515)	26
12/28	L	30	at Chicago (62,479) (OT)	36
1/3/10	W	44	N.Y. Giants (63,854)	7
		470		312

NFC Divisional Playoffs

(Metrodome, Minneapolis, MN)

1/17/10	W	34	Dallas (63,547)	3
---------	---	----	-----------------	---

NFC Championship

(Superdome, New Orleans, LA)

1/24/10	L	28	New Orleans (71,276) (OT)	31
---------	---	----	---------------------------	----

2010**Head Coach: Brad Childress (first 10 games), Leslie Frazier (final 6 games)****Preseason (3-1)**

8/14	W	28	at St. Louis (40,801)	7
8/22	L	10	at San Francisco (69,732)	15
8/28	W	24	Seattle (63,550)	13
9/2	W	31	vs Denver (63,328)	24

Regular Season (6-10)**Finish: 4th in NFC North**

9/9	L	9	at New Orleans (70,051)	14
9/19	L	10	Miami (63,846)	14

9/26	W	24	Detroit (63,377)	10
10/11	L	20	at N.Y. Jets (77,909)	29
10/17	W	24	Dallas (64,120)	21
10/24	L	24	at Green Bay (71,107)	28
10/31	L	18	at New England (68,756)	28
11/7	W	27	Arizona (64,120) (OT)	24
11/14	L	13	at Chicago (62,206)	27
11/21	L	3	Green Bay (64,120)	31
11/28	W	17	at Washington (83,602)	13
12/5	W	38	Buffalo (64,012)	14
12/13	L	3	N.Y. Giants (45,910)#	21
12/20	L	14	Chicago (45,504)*	40
12/28	W	24	at Philadelphia (69,144)*	14
1/2/11	L	13	at Detroit (57,013)	20
		281		348

Played at Ford Field, Detroit

* Played at TCF Bank Stadium, Univ. of MN

^ Delayed from 12/26 by Philadelphia blizzard

2011**Head Coach: Leslie Frazier****Preseason (2-2)**

8/13	L	3	at Tennessee (69,143)	14
8/20	W	20	at Seattle (65,599)	7
8/27	L	17	Dallas (62,800)	23
9/1	W	28	Houston (62,148)	0

Regular Season (3-13)**Finish: 17th in NFC North**

9/11	L	17	at San Diego (66,716)	24
9/18	L	20	Tampa Bay (62,461)	24
9/25	L	23	Detroit (62,466) (OT)	26
10/2	L	17	at Kansas City (72,931)	22
10/9	W	34	Arizona (62,479)	10
10/16	L	10	at Chicago (62,322)	39
10/23	L	27	Green Bay (63,946)	33
10/30	W	24	at Carolina (72,095)	21
11/14	L	7	at Green Bay (70,519)	45
11/20	L	21	Oakland (62,748)	27
11/27	L	4	at Atlanta (68,115)	24
12/4	L	32	Denver (62,939)	35
12/11	L	28	at Detroit (63,988)	34
12/18	L	20	New Orleans (62,623)	42
12/24	W	33	at Washington (63,370)	26
1/1/12	L	13	Chicago (62,867)	17
		340		449

VIKINGS ALL-TIME RECORD

	Won	Lost	Tied	Pct.	Games
Pre-Season (1961-2011).....	138	90	3	600	231
Regular Season (1961-2011).....	416	349	9	538	774
Post-Season (1961-2011).....	19	26	0	422	45
All Games (1961-2011).....	573	465	12	546	1,050*
NFC Regular Season.....	340	270	9	550	619
AFC Regular Season.....	76	79	0	490	155

	Won	Lost	Tied	Pct.	Games
NFC Regular and Post-Season.....	359	292	9	543	660
AFC Regular and Post-Season.....	76	83	0	478	159
All Regular and Post-Season.....	435	375	9	531	819

*Vikings faced Dallas in Playoff Bowl on 1/5/69, a post-season exhibition game after being eliminated from playoffs. The game does not count in all-time post-season record and statistics from the game do not count. Total is 1,051 with Playoff Bowl.

VIKINGS VS. NFC CENTRAL

***1970-2001 Tampa Bay was not in NFC Central in 1976 and moved to NFC South for the 2002 season

Playoff Appearances (Since 1961)	Division Titles
23- Minnesota Vikings	17- Minnesota Vikings
13- Green Bay Packers	8- Chicago Bears
12- Chicago Bears	6- Green Bay Packers
8- Detroit Lions	5- Detroit Lions
6- Tampa Bay Buccaneers	3- Tampa Bay Buccaneers

SERIES VS. NFC NORTH

Team	Total Games	All-Time Series	NFC North Titles
Chicago Bears.....	102	52-48-2	2
Detroit Lions.....	101	66-33-2	0
Green Bay Packers.....	102	48-53-1	5
Minnesota Vikings.....	-	-	2

VIKINGS ALL-TIME RECORDS BY MONTH (REGULAR & POST SEASON)

	Total Games	August W-L-T	September W-L-T	October W-L-T	November W-L-T	December W-L-T	January W-L-T	Totals
Arizona	24	0-0-0	0-0-0	5-6-0	5-2-0	3-2-0	1-0-0	14-10-0
Atlanta	27	0-0-0	7-0-0	2-2-0	3-3-0	3-5-0	1-1-0	16-11-0
Baltimore	4	0-0-0	0-0-0	1-0-0	0-0-0	1-1-0	0-1-0	2-2-0
Buffalo	12	1-1-0	1-3-0	2-1-0	0-0-0	4-0-0	0-0-0	8-4-0
Carolina	10	0-0-0	2-2-0	3-1-0	1-0-0	0-1-0	0-0-0	6-4-0
Chicago	102	0-0-0	14-13-0	16-17-0	11-6-0	10-10-2	1-2-0	52-48-2
Cincinnati	11	0-0-0	1-1-0	0-1-0	2-1-0	3-2-0	0-0-0	6-5-0
Cleveland	14	0-0-0	3-0-0	1-1-0	4-1-0	2-1-0	1-0-0	11-3-0
Dallas	28	0-0-0	1-4-0	4-5-0	5-0-0	1-4-0	3-1-0	14-14-0
Denver	13	0-0-0	1-1-0	4-0-0	2-3-0	0-2-0	0-0-0	7-6-0
Detroit	101	0-0-0	16-6-0	14-8-0	21-7-2	14-11-0	1-1-0	66-33-2
Green Bay	102	0-0-0	10-6-0	14-13-0	15-20-1	8-14-0	1-0-0	48-53-1
Houston	2	0-0-0	0-0-0	1-0-0	1-0-0	0-0-0	0-0-0	2-0-0
Indianapolis	23	0-0-0	2-4-0	1-2-1	2-5-0	2-4-0	0-0-0	7-15-1
Jacksonville	4	0-0-0	0-0-0	0-0-0	2-0-0	1-1-0	0-0-0	3-1-0
Kansas City	11	0-0-0	1-2-0	0-1-0	0-1-0	3-2-0	0-1-0	4-7-0
Miami	11	0-0-0	2-2-0	0-2-0	0-1-0	2-1-0	0-1-0	4-7-0
New England	11	0-0-0	2-0-0	0-4-0	1-2-0	1-1-0	0-0-0	4-7-0
New Orleans	30	0-0-0	4-3-0	2-2-0	8-3-0	4-1-0	2-1-0	20-10-0
New York Giants	25	0-0-0	0-2-0	4-3-0	4-2-0	5-2-0	1-2-0	14-11-0
New York Jets	9	0-0-0	0-0-0	1-3-0	0-3-0	0-2-0	0-0-0	1-8-0
Oakland	14	0-0-0	1-3-0	0-1-0	3-2-0	0-3-0	0-1-0	4-10-0
Philadelphia	24	0-0-0	2-3-0	5-2-0	0-2-0	5-2-0	0-3-0	12-12-0
Pittsburgh	16	0-0-0	2-1-0	2-2-0	3-2-0	1-2-0	0-1-0	8-8-0
San Diego	11	0-0-0	0-2-0	2-0-0	3-3-0	0-1-0	0-0-0	5-6-0
San Francisco	44	0-0-0	7-3-1	6-3-0	2-5-0	5-8-0	1-3-0	21-22-1
St. Louis	41	0-0-0	2-2-1	6-4-0	6-4-1	9-5-0	0-1-0	23-16-2
Seattle	11	0-0-0	0-2-0	1-1-0	3-2-0	1-1-0	0-0-0	5-6-0
Tampa Bay	52	0-0-0	8-6-0	9-7-0	9-6-0	5-2-0	0-0-0	31-21-0
Tennessee	11	0-0-0	1-1-0	4-0-0	0-1-0	2-2-0	0-0-0	7-4-0
Washington	21	0-0-0	1-1-0	1-1-0	4-3-0	4-2-0	0-4-0	10-11-0
Totals	819	1-0-0	91-73-2	111-93-1	120-90-4	99-95-2	12-24-0	435-375-9

VIKINGS OVERTIME GAMES

OVERTIME RECORD

Won 18, Lost 20, Tied 2

(H: 9-9-1, A: 9-11-1)

9/19/76	T	10	L.A. Rams	10
9/18/77	L	10	Dallas	16
10/16/77	W	22	Chicago	16
9/11/78	W	12	Denver	9
11/26/78	T	10	at Green Bay	10
9/23/79	W	27	Green Bay	21
12/2/79	L	21	at L.A. Rams	27
9/18/83	W	19	at Tampa Bay	16
10/23/83	W	20	at Green Bay	17
10/12/86	W	27	at San Francisco	24
11/2/86	L	38	at Washington	44
11/26/87	W	44	at Dallas	38
12/26/87	L	24	Washington	27
11/5/89	W	23	L.A. Rams	21
12/17/89	L	17	at Cleveland	23
9/30/90	L	20	Tampa Bay	23

10/20/91	L	23	at New England	26
9/6/92	W	23	at Green Bay	20
10/20/94	W	13	Green Bay	10
11/13/94	L	20	at New England	26
11/27/94	L	17	Tampa Bay	20
12/1/94	W	33	Chicago	27
9/17/95	L	17	Dallas	23
10/8/95	W	23	Houston Oilers	17
10/15/95	L	17	at Tampa Bay	20
11/12/95	W	30	at Arizona	24
11/17/96	W	16	at Oakland	13
1/17/99	L	27	*Atlanta	30
11/14/99	W	27	at Chicago	24
11/6/00	L	20	at Green Bay	26
9/15/02	L	39	Buffalo	45
12/1/02	L	24	Atlanta	30
10/10/04	W	34	at Houston	28
9/17/06	W	16	Carolina	13
9/16/07	L	17	at Detroit	20

12/30/07	L	19	at Denver	22
12/28/09	L	30	at Chicago	36
1/24/10	L	28	*at New Orleans	31
11/7/10	W	27	Arizona	24
9/25/11	L	23	Detroit	26

*NFC Championship game

VIKINGS PRIME TIME/THANKSGIVING RECORD

MONDAY NIGHT RECORD

Won 26, Lost 29			
(H: 15-9, A: 11-20)			
10/26/70	W 13	L.A. Rams	3
9/20/71	W 16	at Detroit	13
10/25/71	W 10	Baltimore	3
9/18/72	L 21	Washington	24
10/23/72	L 10	at Chicago	13
11/19/73	L 14	at Atlanta	20
11/11/74	W 28	at St. Louis	24
10/27/75	W 13	at Chicago	9
10/4/76	W 17	Pittsburgh	6
11/29/76	L 16	at San Francisco	20
10/24/77	L 3	at L.A. Rams	35
9/11/78	W 12	Denver (OT)	9
9/25/78	W 24	at Chicago	20
10/15/79	L 7	at N.Y. Jets	14
9/14/81	L 10	Oakland	36
11/2/81	L 17	at Denver	19
11/23/81	L 30	at Atlanta	31
1/3/83	W 31	Dallas	27
12/5/83	L 2	at Detroit	13
10/26/87	W 34	Denver	27
12/19/88	W 28	Chicago	27
10/30/89	L 14	at N.Y. Giants	24
12/25/89	W 29	Cincinnati	21
10/15/90	L 24	at Philadelphia	32
11/11/91	L 17	Chicago	34
11/2/92	W 38	at Chicago	10
10/25/93	W 19	at Chicago	12
10/10/94	W 27	at N.Y. Giants	10
12/26/94	W 21	San Francisco	14
10/30/95	L 6	Chicago	14
12/18/95	L 30	at San Francisco	37
10/28/96	L 13	Chicago	15
12/1/97	L 11	Green Bay	27
10/5/98	W 37	at Green Bay	24
11/8/99	W 27	Dallas	17
12/6/99	L 27	Tampa Bay	24
12/20/99	W 24	Green Bay	20
10/9/00	W 30	Tampa Bay	23
11/6/00	L 20	at Green Bay (OT)	26
11/19/01	W 28	N.Y. Giants	16
1/7/02	L 3	at Baltimore	19
9/20/04	L 16	at Philadelphia	27
11/8/04	L 28	at Indianapolis	31
11/21/05	W 20	at Green Bay	17
9/11/06	W 16	at Washington	13
10/30/06	L 7	New England	31

12/17/07	W 20	Chicago	13
9/8/08	L 19	at Green Bay	24
10/6/08	W 30	at New Orleans	27
10/5/09	W 30	Green Bay	23
12/28/09	L 30	at Chicago (OT)	36
10/11/10	L 20	at N.Y. Jets	29
12/13/10	L 3	N.Y. Giants*	21
12/20/10	L 14	Chicago#	40
11/14/11	L 7	at Green Bay	45

*Game played at Ford Field in Detroit (originally scheduled for 12/12/10, moved due to weather-related Metrodome collapse)
 #Game played at TCF Bank Stadium, U of M

12/17/77	W 30	at Detroit	21
9/5/81	L 13	at Tampa Bay	21
12/24/11	W 33	at Washington	26

SUNDAY NIGHT RECORD

Won 15, Lost 16			
(H: 9-7, A: 6-9)			
12/6/87	L 24	Chicago	30
11/13/88	W 43	at Dallas	3
12/3/89	W 27	Chicago	16
11/4/90	W 27	Denver	22
12/2/90	W 23	Green Bay	7
9/29/91	L 6	Denver	13
12/8/91	W 26	at Tampa Bay	24
10/31/93	L 27	Detroit	30
11/21/93	L 10	at Tampa Bay	23
12/26/93	W 30	Kansas City	10
9/17/95	L 17	Dallas (OT)	23
11/17/96	W 16	at Oakland (OT)	13
12/8/96	W 24	at Detroit	22
9/28/97	W 28	Philadelphia	19
12/6/98	W 48	Chicago	22
12/20/98	W 50	Jacksonville	10
12/12/99	L 28	at Kansas City	31
10/15/00	W 28	at Chicago	16
11/25/01	L 6	Chicago	13
9/29/02	L 23	at Seattle	48
12/8/02	L 22	at Green Bay	26
9/14/03	W 24	Chicago	14
11/2/03	L 27	Green Bay	30
10/17/04	W 38	at New Orleans	31
12/25/05	L 23	at Baltimore	30
12/23/07	L 21	Washington	32
11/30/08	W 34	Chicago	14
12/6/09	L 17	at Arizona	30
12/20/09	L 7	at Carolina	26
10/24/10	L 24	at Green Bay	28
10/16/11	L 10	at Chicago	39

TUESDAY NIGHT RECORD

Won 1, Lost 0			
(H: 0-0, A: 1-0)			
12/28/10	W 24	at Philadelphia^	14

^Game postponed from 12/26 due to weather

THURSDAY NIGHT RECORD

Won 5, Lost 6			
(H: 4-3, A: 1-3)			
10/26/78	W 21	at Dallas	10
9/16/82	L 22	at Buffalo	23
9/8/83	L 17	San Francisco	48
11/29/84	L 17	Washington	31
9/19/85	L 24	Chicago	33
10/15/92	W 31	Detroit	14
10/20/94	W 13	Green Bay (OT)	10
12/1/94	W 33	Chicago (OT)	27
11/30/00	W 24	Detroit	17
12/21/06	L 7	at Green Bay	9
9/9/10	L 9	at New Orleans	14

FRIDAY DAY/NIGHT RECORD

Won 1, Lost 2			
(H: 0-1, A: 1-1)			
9/22/67	L 3	at L.A. Rams	39
12/31/93	W 14	at Washington	9
12/24/04	L 31	Green Bay	34

SATURDAY DAY/NIGHT RECORD

Won 4, Lost 1			
(H: 2-0, A: 2-1)			
10/9/65	W 40	N.Y. Giants	14
9/14/68	W 47	Atlanta	7

VIKINGS MONDAY NIGHT BESTS

RUSHING ATTEMPTS

31.....Chester Taylor.....at Wash., 9/11/06
29.....Ted Brown.....vs. Dallas, 1/3/83
27.....Chuck Foreman.....vs. Pitt., 10/4/76

RUSHING YARDS

148.....Chuck Foreman.....vs. Pitt., 10/4/76
122.....Robert Smith.....at G.B., 11/6/00
122.....Mewelde Moore.....at G.B. 11/21/05

RUSHING TDs

3.....D.J. Dozier.....vs. Denv., 10/26/87
2.....Chuck Foreman.....vs. Pitt., 10/4/76
2.....Adrian Peterson.....at Chi., 12/28/09
2.....Adrian Peterson.....vs. Chi., 12/17/07

LONG RUNS

72.....Darrin Nelson.....vs. Denv., 10/26/87
34.....Adrian Peterson.....at Chi., 9/8/08
30.....Adrian Peterson.....at NY Jets, 10/11/10

PASSING ATTEMPTS

48.....Tommy Kramer.....at NY Jets, 10/15/79
47.....Tommy Kramer.....at Atl., 11/23/81
47.....Daunte Culpepper.....at Phil., 9/20/04

PASSING COMPLETIONS

37.....Daunte Culpepper.....at Phil., 9/20/04
28.....Tommy Kramer.....at NY Jets, 10/15/79

PASSING YARDS

442.....Randall Cunningham.....at G.B., 10/5/98
343.....Daunte Culpepper.....at Phil., 9/20/04
330.....Tommy Kramer.....at Atl., 11/23/81

PASSING TDs

4.....Tommy Kramer.....at Atl., 11/23/81
4.....Randall Cunningham.....at G.B., 10/5/98
4.....Daunte Culpepper.....vs. NY Giants, 11/19/01

RECEPTIONS

12.....Cris Carter.....at San Fran., 12/18/95
11.....Jake Reed.....vs. Chi., 10/28/96
10.....Randy Moss.....vs. NY Giants, 11/19/01
10.....Cris Carter.....vs. NY Giants, 11/19/01

RECEIVING YARDS

190.....Randy Moss.....at G.B., 10/5/98
171.....Randy Moss.....vs. NY Giants, 11/19/01
153.....Jake Reed.....vs. Chi., 10/28/96

RECEIVING TDs

3.....Randy Moss.....vs. NY Giants, 11/19/01
--

THANKSGIVING DAY RECORD

Won 5, Lost 1			
(H: 0-0, A: 5-1)			
11/27/69	W 27	at Detroit	0
11/26/87	W 44	at Dallas (OT)	38
11/24/88	W 23	at Detroit	0
11/23/95	L 38	at Detroit	44
11/26/98	W 46	at Dallas	36
11/23/00	W 27	at Dallas	15

LONGEST FGs

53.....Ryan Longwell.....at N.O., 10/6/08
52.....Fred Cox.....at Chi., 10/27/75

LONG KICKOFF RETURNS

99t.....Eddie Payton.....vs. Oak., 9/14/81
71.....Qadry Ismail.....at San Fran., 12/18/95

LONG PUNT RETURNS

91t.....Nate Burleson.....at Ind., 11/8/04
71t.....Mewelde Moore.....vs. N.E., 10/30/06

SACKS

4.5.....Jared Allen.....vs. G.B., 10/5/09
4.0.....Chris Doleman.....vs. Cinn., 12/25/89

INTERCEPTIONS

2.....Robert Griffith.....at G.B., 10/5/98
2.....Jack Del Rio.....at Chi., 11/2/92
2.....Nate Allen.....vs. Pitt., 10/4/76
2.....Ed Sharockman.....vs. Balt., 10/25/71

LONG INTERCEPTION RETURNS

94t.....Walker Lee Ashley.....vs. Chi., 12/19/88
84t.....Jack Del Rio.....at Chi., 11/2/92

TACKLES

16.....Antoine Winfield.....at Ind., 11/8/04
15.....Jack Del Rio.....at NY Giants, 10/10/94
14.....Ed McDaniel.....vs. Chi., 10/30/95

SERIES STANDINGS

ARIZONA

Won 14, Lost 10, Tied 0

Home 8-4, Away 6-6

1963	(H)	St. Louis	56-14
1967	(H)	St. Louis	34-24
1969	(A)	Minnesota	27-10
1972	(H)	St. Louis	19-17
1974	(A)	Minnesota	28-24
1974*	(H)	Minnesota	30-14
1977	(H)	St. Louis	27-7
1979	(A)	St. Louis	37-7
1981	(A)	St. Louis	30-17
1983	(A)	St. Louis	41-31
1991	(H)	Minnesota	34-7
	(A)	Arizona	28-0
1994	(A)	Minnesota	30-24 (OT)
1995	(H)	Minnesota	41-17
1996	(H)	Minnesota	41-17
1997	(A)	Minnesota	20-19
1998*	(H)	Minnesota	41-21
2000	(H)	Minnesota	31-14
2003	(A)	Arizona	18-17
2006	(H)	Minnesota	31-26
2008	(A)	Minnesota	35-14
2009	(A)	Arizona	30-17
2010	(H)	Minnesota	27-24 (OT)
2011	(H)	Minnesota	34-10

*NFC Divisional Playoff Game

ATLANTA

Won 16, Lost 11, Tied 0

Home 10-4, Away 6-7

1966	(H)	Atlanta	20-13
1967	(A)	Atlanta	21-20
1968	(H)	Minnesota	47-7
1969	(A)	Atlanta	10-3
1970	(A)	Minnesota	37-7
1971	(H)	Minnesota	24-7
1973	(A)	Atlanta	20-14
1974	(H)	Minnesota	23-10
1975	(H)	Minnesota	38-0
1977	(A)	Minnesota	14-7
1980	(H)	Minnesota	24-23
1981	(A)	Atlanta	31-30
1982*	(H)	Minnesota	30-24
1984	(H)	Minnesota	27-20
1985	(A)	Atlanta	14-13
1987	(H)	Minnesota	24-13
1989	(H)	Minnesota	43-17
1991	(A)	Minnesota	20-19
1996	(A)	Minnesota	23-17
1998**	(H)	Atlanta	30-27 (OT)
1999	(A)	Minnesota	17-14
2002	(H)	Atlanta	30-24 (OT)
2003	(A)	Minnesota	39-26
2005	(A)	Atlanta	30-10
2007	(H)	Minnesota	24-3
2008	(H)	Atlanta	24-17
2011	(A)	Atlanta	24-14

*Super Bowl Tournament

**NFC Championship Game

BALTIMORE

Won 2, Lost 2, Tied 0

Home 1-0, Away 1-2

1998	(A)	Minnesota	38-28
2001	(A)	Baltimore	19-3
2005	(A)	Baltimore	30-23
2009	(H)	Minnesota	33-31

BUFFALO

Won 8, Lost 4, Tied 0

Home 4-1, Away 4-3

1971	(H)	Minnesota	19-0
1975	(A)	Minnesota	35-13
1979	(H)	Minnesota	10-3
1982	(A)	Buffalo	23-22
1985	(A)	Minnesota	27-20
1988	(A)	Buffalo	13-10
1994	(A)	Minnesota	21-17
1997	(A)	Minnesota	34-13
2000	(H)	Minnesota	31-27
2002	(H)	Buffalo	45-39 (OT)
2006	(A)	Buffalo	17-12
2010	(H)	Minnesota	38-14

CAROLINA

Won 6, Lost 4, Tied 0

Home 5-2, Away 1-2

1996	(H)	Minnesota	14-12
1997	(H)	Minnesota	21-14

2000	(H)	Minnesota	31-17
2001	(H)	Carolina	24-13
2002	(H)	Carolina	21-14
2005	(A)	Carolina	38-13
2006	(H)	Minnesota	16-13 (OT)
2008	(H)	Minnesota	20-10
2009	(A)	Carolina	26-7
2011	(A)	Minnesota	24-21

CHICAGO

Won 52, Lost 48, Tied 2

Home 31-21, Away 21-27

(0-1 In Champaign, IL)

(0-1 In TCF Bank Stadium)

1961	(H)	Minnesota	37-13
	(A)	Chicago	52-35
1962	(H)	Chicago	13-0
	(A)	Chicago	31-30
1963	(H)	Chicago	28-7
	(A)	Tie	17-17
1964	(H)	Chicago	34-28
	(A)	Minnesota	41-14
1965	(H)	Chicago	45-37
	(A)	Minnesota	24-17
1966	(H)	Chicago	13-10
	(A)	Chicago	41-28
1967	(H)	Chicago	17-7
	(A)	Tie	10-10
1968	(H)	Chicago	27-17
	(A)	Chicago	26-17
1969	(A)	Minnesota	31-0
	(H)	Minnesota	31-14
1970	(A)	Minnesota	24-0
	(H)	Minnesota	16-13
1971	(H)	Chicago	20-17
	(A)	Minnesota	27-10
1972	(A)	Chicago	13-10
	(H)	Minnesota	23-10
1973	(A)	Minnesota	22-13
	(H)	Minnesota	31-13
1974	(H)	Minnesota	11-7
	(A)	Minnesota	17-0
1975	(H)	Minnesota	28-3
	(A)	Minnesota	13-9
1976	(H)	Minnesota	20-19
	(A)	Chicago	14-13
1977	(H)	Minnesota	22-16 (OT)
	(A)	Chicago	10-7
1978	(A)	Minnesota	24-20
	(H)	Minnesota	17-14
1979	(A)	Chicago	26-7
	(H)	Minnesota	30-27
1980	(A)	Minnesota	34-14
	(H)	Minnesota	13-7
1981	(H)	Minnesota	24-21
	(A)	Chicago	10-9
1982	(H)	Minnesota	35-7
1983	(A)	Minnesota	23-14
	(H)	Chicago	19-13
1984	(A)	Chicago	16-7
	(H)	Chicago	34-3
1985	(H)	Chicago	33-24
	(A)	Chicago	27-9
1986	(A)	Chicago	23-0
	(H)	Minnesota	23-7
1987	(A)	Chicago	27-7
	(H)	Chicago	30-24
1988	(A)	Minnesota	31-7
	(H)	Minnesota	28-27
1989	(A)	Chicago	38-7
	(H)	Minnesota	27-16
1990	(A)	Chicago	19-16
	(H)	Minnesota	41-13
1991	(H)	Chicago	10-6
	(H)	Chicago	34-17
1992	(H)	Minnesota	21-20
	(A)	Minnesota	38-10
1993	(H)	Minnesota	10-7
	(A)	Minnesota	19-12
1994	(A)	Minnesota	42-14
	(H)	Minnesota	33-27(OT)
	(H)	Chicago	35-18
1995	(A)	Chicago	31-14
	(H)	Chicago	14-6
1996	(A)	Minnesota	20-14
	(H)	Chicago	15-13
1997	(A)	Minnesota	27-24
	(H)	Minnesota	29-22
1998	(A)	Minnesota	31-28
	(H)	Minnesota	48-22
1999	(H)	Chicago	24-22
	(A)	Minnesota	27-24 (OT)

2000	(H)	Minnesota	30-27
	(A)	Minnesota	28-16
2001	(A)	Chicago	17-10
	(H)	Chicago	13-6
2002	@	(A) Chicago	27-23
	(H)	Minnesota	25-7
2003	(H)	Minnesota	24-13
	(A)	Chicago	13-10
2004	(H)	Minnesota	27-23
	(A)	Chicago	24-14
2005	(A)	Chicago	28-3
	(H)	Minnesota	34-10
2006	(H)	Chicago	19-16
	(A)	Chicago	23-13
2007	(A)	Minnesota	34-31
	(H)	Minnesota	20-13
2008	(A)	Chicago	48-41
	(H)	Minnesota	34-14
2009	(H)	Minnesota	36-10
	(A)	Chicago	36-30 (OT)
2010	(A)	Chicago	27-13
	#	(H) Chicago	40-14
2011	(A)	Chicago	39-10
	(H)	Chicago	17-13

*NFC Wild Card Game
@ in Champaign, IL-Memorial Stadium
in TCF Bank Stadium- U of M

CINCINNATI

Won 6, Lost 5, Tied 0

Home 5-0, Away 1-5

1973	(A)	Cincinnati	27-0
1977	(H)	Minnesota	42-10
1980	(A)	Cincinnati	14-0
1983	(H)	Minnesota	20-14
1986	(A)	Cincinnati	24-20
1989	(H)	Minnesota	29-21
1992	(A)	Minnesota	42-7
1995	(A)	Cincinnati	27-24
1998	(H)	Minnesota	24-3
2005	(A)	Cincinnati	37-8
2009	(H)	Minnesota	30-10

CLEVELAND

Won 11, Lost 3, Tied 0

Home 7-1, Away 4-2

1965	(A)	Minnesota	27-17
1967	(A)	Cleveland	14-10
1969	(H)	Minnesota	51-3
1969*	(H)	Minnesota	27-7
1973	(H)	Minnesota	26-3
1975	(A)	Minnesota	42-10
1980	(H)	Minnesota	28-23
1985	(A)	Minnesota	27-21
1986	(H)	Cleveland	23-20
1989	(A)	Cleveland	23-17 (OT)
1992	(H)	Minnesota	17-13
1995	(H)	Minnesota	27-11
2005	(H)	Minnesota	24-12
2009	(A)	Minnesota	34-20

*NFL Championship Game

DALLAS

Won 14, Lost 14, Tied 0

Home 7-9, Away 7-5

1961	(A)	Dallas	21-7
	(H)	Dallas	28-0
1966	(A)	Dallas	28-17
1968	(H)	Dallas	20-17
1970	(H)	Minnesota	54-13
1971*	(H)	Dallas	20-12
1973**	(A)	Minnesota	27-10
1974	(A)	Minnesota	23-21
1975*	(H)	Dallas	17-14
1977	(H)	Dallas	16-10 (OT)
1977**	(A)	Dallas	23-6
1978	(A)	Minnesota	21-10
1979	(H)	Dallas	36-20
1982	(H)	Minnesota	31-27
1983	(H)	Dallas	37-24
1987	(A)	Minnesota	44-38 (OT)
1988	(H)	Minnesota	43-3
1993	(H)	Dallas	37-20
1995	(H)	Dallas	23-17 (OT)
1996#	(A)	Dallas	40-15
1998	(A)	Minnesota	46-36
1999	(H)	Minnesota	27-17
	#	(H) Minnesota	27-10
2000	(A)	Minnesota	27-15
2004	(H)	Minnesota	35-17
2007	(A)	Dallas	24-14

2009*	(H)	Minnesota	34-3
2010	(H)	Minnesota	24-21

*NFC Wild Card Game
**NFC Divisional Playoff Game
**NFC Championship Game

DENVER

Won 7, Lost 6, Tied 0

Home 4-3, Away 3-3

1972	(A)	Minnesota	23-20
1978	(H)	Minnesota	12-9 (OT)
1981	(A)	Denver	19-17
1984	(A)	Denver	42-21
1987	(H)	Minnesota	24-10
1990	(H)	Minnesota	27-22
1991	(H)	Denver	13-6
1993	(A)	Minnesota	26-23
1996	(H)	Denver	21-17
1999	(A)	Minnesota	23-20
2003	(H)	Minnesota	28-20
2007	(A)	Denver	22-19 (OT)
2011	(H)	Denver	35-32

DETROIT

Won 66, Lost 33, Tied 2

Home 36-13-1, Away 30-20-1

1961	(H)	Detroit	37-10
	(A)	Detroit	13-7
1962	(H)	Detroit	17-6
	(A)	Detroit	37-23
1963	(A)	Detroit	28-10
	(H)	Minnesota	34-31
1964	(H)	Detroit	24-20
	(A)	Tie	23-23
1965	(H)	Detroit	31-29
	(A)	Minnesota	29-7
1966	(H)	Detroit	32-31
	(A)	Minnesota	28-16
1967	(H)	Tie	10-10
	(A)	Detroit	14-3
1968	(H)	Minnesota	24-10
	(A)	Minnesota	13-6
1969	(H)	Minnesota	24-10
	(A)	Minnesota	27-0
1970	(A)	Minnesota	30-17
	(H)	Minnesota	24-20
1971	(A)	Minnesota	16-13
	(H)	Minnesota	29-10
1972	(A)	Minnesota	34-10
	(H)	Minnesota	16-14
1973	(A)	Minnesota	23-9
	(H)	Minnesota	28-7
1974	(A)	Minnesota	7-6
	(H)	Detroit	20-16
1975	(H)	Minnesota	25-19
	(A)	Detroit	17-10
1976	(A)	Minnesota	10-9
	(H)	Minnesota	31-23
1977	(H)	Minnesota	14-7
	(A)	Minnesota	30-21
1978	(H)	Minnesota	17-7
	(A)	Detroit	45-14
1979			

- 1995 (H) Minnesota 20-10
 (A) Detroit 44-38
 (H) Minnesota 17-13
 (A) Minnesota 24-22
 1996 (A) Detroit 38-15
 (H) Detroit 14-13
 (H) Minnesota 29-6
 (A) Minnesota 34-13
 1997 (A) Detroit 25-23
 (H) Minnesota 24-17
 2000 (A) Minnesota 31-24
 (H) Minnesota 34-17
 2001 (H) Minnesota 31-26
 (A) Detroit 27-24
 2002 (H) Minnesota 31-24
 (A) Minnesota 38-36
 2003 (A) Minnesota 23-13
 (H) Minnesota 24-14
 2004 (H) Minnesota 22-19
 (A) Minnesota 28-27
 (H) Minnesota 27-14
 (A) Minnesota 21-16
 (H) Minnesota 26-17
 2006 (A) Minnesota 30-20
 2007 (A) Detroit 20-17 (OT)
 (H) Minnesota 42-10
 2008 (H) Minnesota 12-10
 (A) Minnesota 20-16
 2009 (A) Minnesota 27-13
 (H) Minnesota 27-10
 2010 (H) Minnesota 24-10
 (A) Detroit 20-13
 (H) Detroit 26-23 (OT)
 (A) Detroit 34-28

GREEN BAY
Won 48, Lost 53, Tied 1
Home 25-25, Away 23-28-1 (6-9 in Milwaukee)

- 1961 (H) Green Bay 33-7
 (H) Green Bay 28-10
 1962 (A) Green Bay 34-7
 (H) Green Bay 48-21
 1963 (H) Green Bay 37-28
 (A) Green Bay 28-7
 1964 (A) Minnesota 24-23
 (H) Green Bay 42-13
 1965 (H) Green Bay 38-13
 (A) Green Bay 24-19
 1966 (A) Minnesota 20-17
 (H) Green Bay 28-16
 1967 (A) Minnesota 10-7
 (H) Green Bay 30-27
 1968 (A) Minnesota 26-13
 (H) Minnesota 14-10
 1969 (H) Minnesota 19-7
 (A) Minnesota 9-7
 1970 (A) Green Bay 13-10
 (H) Minnesota 10-3
 1971 (A) Minnesota 24-13
 (H) Minnesota 3-0
 1972 (A) Minnesota 27-13
 (H) Green Bay 23-7
 1973 (H) Minnesota 11-3
 (A) Minnesota 31-7
 1974 (A) Minnesota 32-17
 (H) Green Bay 19-7
 1975 (A) Minnesota 28-17
 (H) Minnesota 24-3
 (A) Minnesota 17-10
 1976 (H) Minnesota 20-9
 (H) Minnesota 19-7
 (A) Minnesota 13-6
 1977 (A) Minnesota 21-7
 1978 (H) Minnesota 27-21 (OT)
 (A) Tie, 10-10 (OT)
 1979 (H) Minnesota 27-21 (OT)
 (A) Green Bay 19-7
 1980 (A) Green Bay 16-3
 (H) Green Bay 25-13
 1981 (A) Minnesota 30-13
 (H) Green Bay 35-23
 1982 (A) Minnesota 20-17 (OT)
 1983 (H) Green Bay 29-7
 1984 (A) Green Bay 45-17
 (H) Green Bay 38-14
 (H) Green Bay 20-17
 (H) Green Bay 27-17
 1986 (H) Minnesota 42-7
 (A) Minnesota 32-6
 1987 (H) Green Bay 23-16
 (A) Green Bay 16-10
 1988 (H) Green Bay 34-14
 (A) Green Bay 18-6
 1989 (H) Minnesota 26-14
 (A) Green Bay 20-19
 1990 (A) Green Bay 24-10
 (H) Minnesota 23-7
 1991 (A) Minnesota 35-21

- (H) Green Bay 27-7
 1992 (A) Minnesota 23-20 (OT)
 (H) Minnesota 27-7
 1993 (H) Minnesota 15-13
 (A) Minnesota 21-17
 1994 (A) Green Bay 16-10
 (H) Minnesota 13-10 (OT)
 1995 (A) Green Bay 38-21
 (H) Minnesota 27-24
 1996 (H) Minnesota 30-21
 (A) Green Bay 38-10
 1997 (A) Green Bay 38-32
 (H) Green Bay 27-11
 1998 (A) Minnesota 37-24
 (H) Minnesota 28-14
 1999 (A) Green Bay 23-20
 (H) Minnesota 24-20
 2000 (A) Green Bay 26-20 OT
 (H) Green Bay 33-28
 2001 (H) Minnesota 35-13
 (A) Green Bay 13-24
 2002 (H) Minnesota 31-21
 (A) Green Bay 26-22
 2003 (A) Minnesota 30-25
 (H) Green Bay 30-27
 2004 (A) Green Bay 34-31
 (H) Green Bay 34-31
 #A Minnesota 31-17
 2005 (H) Minnesota 23-20
 (A) Minnesota 20-17
 2006 (H) Green Bay 23-17
 (A) Green Bay 9-7
 2007 (H) Green Bay 23-16
 (A) Green Bay 34-0
 2008 (A) Green Bay 24-19
 (H) Minnesota 28-27
 2009 (H) Minnesota 30-23
 (A) Minnesota 38-26
 2010 (A) Green Bay 28-24
 (H) Green Bay 31-3
 2011 (H) Green Bay 33-27
 (A) Green Bay 45-7
 #NFC Wild Card Game

HOUSTON
Won 2, Lost 0, Tied 0
Home 1-0, Away 1-0

- 2004 (A) Minnesota 34-28 (OT)
 2008 (H) Minnesota 28-21

INDIANAPOLIS
Won 7, Lost 15, Tied 1
Home 7-5-1, Away 0-10

- 1961 (A) Baltimore 34-13
 (H) Minnesota 28-20
 1962 (H) Baltimore 34-7
 (A) Baltimore 42-14
 1963 (H) Baltimore 37-34
 (A) Baltimore 41-7
 1964 (H) Minnesota 34-24
 (A) Baltimore 17-14
 1965 (A) Baltimore 35-16
 (H) Baltimore 41-21
 1966 (H) Baltimore 38-23
 (A) Baltimore 20-17
 1967 (H) Tie, 20-20
 1968 (A) Baltimore 24-9
 1968* (H) Baltimore 24-14
 1969 (H) Minnesota 52-14
 1971 (H) Minnesota 10-3
 1982 (H) Minnesota 13-10
 1988 (H) Minnesota 12-3
 1997 (H) Minnesota 39-28
 2000 (A) Indianapolis 31-10
 2004 (A) Indianapolis 31-28
 2008 (H) Indianapolis 18-15
 * NFL Western Conference Championship Game

JACKSONVILLE
Won 3, Lost 1, Tied 0
Home 2-1, Away 1-0

- 1998 (H) Minnesota 50-10
 2001 (H) Jacksonville 33-3
 2004 (H) Minnesota 27-16
 2008 (A) Minnesota 30-12

KANSAS CITY
Won 4, Lost 7, Tied 0
Home 3-2, Away 1-4, Neutral 0-1

- 1969* (N) Kansas City 23-7
 1970 (H) Minnesota 27-10
 1974 (A) Minnesota 35-15
 1981 (H) Kansas City 10-6
 1990 (A) Kansas City 24-21
 1993 (H) Minnesota 30-10
 1996 (H) Kansas City 21-6

- 1999 (A) Kansas City 31-28
 2003 (H) Minnesota 45-20
 2007 (A) Kansas City 13-10
 2011 (A) Kansas City 22-17
 * Super Bowl IV, Jan. 11, 1970

MIAMI
Won 4, Lost 7, Tied 0
Home 3-3, Away 1-3, Neutral 0-1

- 1972 (H) Miami 16-14
 1973* (N) Miami 24-7
 1976 (A) Minnesota 29-7
 1979 (H) Miami 27-12
 1982 (A) Miami 22-14
 1988 (A) Miami 24-7
 1994 (H) Minnesota 38-35
 2000 (H) Minnesota 13-7
 2002 (H) Minnesota 20-17
 2006 (A) Miami 24-20
 2010 (H) Miami 14-10
 * Super Bowl VIII, Jan. 13, 1974

NEW ENGLAND
Won 4, Lost 7, Tied 0
Home 2-2, Away 2-5

- 1970 (A) Minnesota 35-14
 1974 (H) New England 17-14
 1979 (H) New England 27-23
 1988 (H) Minnesota 36-6
 1991 (A) New England 26-23 (OT)
 1994 (H) New England 26-20 (OT)
 1997 (H) Minnesota 23-18
 2000 (A) Minnesota 21-13
 2002 (A) New England 24-17
 2006 (H) New England 31-7
 2010 (A) New England 28-18

NEW ORLEANS
Won 20, Lost 10, Tied 0
Home 12-3, Away 8-7

- 1968 (A) New Orleans 20-17
 1970 (H) Minnesota 26-0
 1971 (A) Minnesota 23-10
 1972 (H) Minnesota 37-6
 1974 (H) Minnesota 29-9
 1975 (A) Minnesota 20-7
 1976 (A) Minnesota 40-9
 1978 (A) New Orleans 31-24
 1980 (A) Minnesota 23-20
 1981 (H) Minnesota 20-10
 1983 (H) New Orleans 17-16
 1985 (H) New Orleans 30-23
 1986 (H) Minnesota 33-17
 1987* (A) Minnesota 44-10
 1988 (H) Minnesota 45-3
 1990 (H) Minnesota 32-3
 1991 (A) New Orleans 26-0
 1993 (H) New Orleans 17-14
 1994 (H) Minnesota 21-20
 1995 (H) Minnesota 43-24
 1998 (H) Minnesota 31-24
 2000* (H) Minnesota 34-16
 2001 (A) New Orleans 28-15
 2002 (A) Minnesota 32-31
 2004 (A) Minnesota 30-31
 2005 (H) Minnesota 33-16
 2008 (A) Minnesota 30-27
 2009* (A) New Orleans 31-28 (OT)
 2010 (A) New Orleans 14-9
 2011 (H) New Orleans 42-20
 #NFC Wild Card Game
 #NFC Divisional Playoff Game
 #NFC Championship Game

NEW YORK GIANTS
Won 14, Lost 11, Tied 0
Home 6-5, Away 8-6

- 1964 (A) Minnesota 30-21
 1965 (H) Minnesota 40-14
 1967 (H) Minnesota 27-24
 1969 (A) New York 24-23
 1971 (A) Minnesota 17-10
 1973 (A) Minnesota 31-7
 1976 (H) Minnesota 24-7
 1986 (H) New York 22-14
 1989 (A) New York 24-14
 1990 (A) New York 23-15
 1993* (A) New York 17-10
 1994 (A) Minnesota 27-10
 1996 (A) New York 15-10
 1997* (A) Minnesota 23-22
 1999 (A) Minnesota 34-17
 2000* (A) New York 41-0
 2001 (H) Minnesota 28-16
 2002 (H) New York 27-20
 2003 (H) New York 29-17
 2004 (H) New York 34-13
 2005 (A) Minnesota 24-21

- 2007 (A) Minnesota 41-17
 2008 (H) Minnesota 20-19
 2009 (H) Minnesota 44-7
 2010# (H) New York 21-3
 *NFC Wild Card Game
 **NFC Championship Game
 @at Ford Field in Detroit, MI

NEW YORK JETS
Won 1, Lost 8, Tied 0
Home 1-3, Away 0-5

- 1970 (A) New York 20-10
 1975 (H) Minnesota 29-21
 1979 (A) New York 14-7
 1982 (H) New York 42-14
 1984 (H) New York 31-21
 1997 (A) New York 23-21
 2002 (A) New York 20-7
 2006 (H) New York 26-13
 2010 (A) New York 29-20

OAKLAND
Won 4, Lost 10, Tied 0
Home 3-4, Away 1-5, Neutral 0-1

- 1973 (H) Minnesota 24-16
 1976* (N) Oakland 32-14
 1977 (A) Oakland 35-13
 1978 (A) Oakland 27-20
 1981 (H) Oakland 36-10
 1984 (A) Los Angeles 23-20
 1987 (H) Minnesota 29-27
 1990 (H) Los Angeles 28-16
 1993 (A) Los Angeles 24-7
 1996 (A) Minnesota 16-13 (OT)
 1999 (H) Oakland 22-17
 2003 (A) Oakland 28-18
 2007 (H) Minnesota 29-22
 2011 (H) Oakland 27-21
 *Super Bowl XI, Jan. 9, 1977

PHILADELPHIA
Won 12, Lost 12, Tied 0
Home 6-4, Away 6-8

- 1962 (H) Minnesota 31-21
 1963 (A) Minnesota 34-13
 1968 (A) Minnesota 24-17
 1971 (A) Minnesota 13-0
 1973 (H) Minnesota 28-21
 1976 (A) Minnesota 41-7
 1978 (H) Minnesota 29-27
 1980 (H) Philadelphia 42-7
 1980* (A) Philadelphia 31-16
 1981 (H) Minnesota 35-23
 1984 (A) Philadelphia 19-17
 1985 (A) Minnesota 28-23
 (H) Philadelphia 37-35
 1988 (H) Minnesota 23-21
 1989 (A) Philadelphia 10-9
 1990 (A) Philadelphia 32-24
 1992 (A) Philadelphia 28-17
 1997 (H) Minnesota 28-19
 2001 (A) Philadelphia 48-17
 2004 (A) Philadelphia 27-16
 *A Philadelphia 27-14
 2007 (H) Philadelphia 23-16
 2008# (H) Philadelphia 26-14
 2010 (A) Minnesota 24-14
 *NFC Divisional Playoff Game
 #NFC Wild Card Playoff Game

PITTSBURGH
Won 8, Lost 8, Tied 0
Home 4-2, Away 4-5, Neutral 0-1

- 1962 (A) Pittsburgh 39-31
 1964 (H) Minnesota 30-10
 1967 (A) Minnesota 41-27
 1969 (H) Minnesota 52-14
 1972 (A) Pittsburgh 23-10
 1974* (N) Pittsburgh 16-6
 1976 (H) Minnesota 17-6
 1980 (H) Pittsburgh 23-17
 1983 (A) Minnesota 17-14
 1986 (H) Minnesota 31-7
 1989 (A) Pittsburgh 27-14
 1992 (A) Minnesota 6-3
 1995 (A) Minnesota 44-24
 2001 (A) Pittsburgh 21-16
 2005 (H) Pittsburgh 18-3
 2009 (A) Pittsburgh 27-17
 *Super Bowl IX, Jan. 12, 1975

ST. LOUIS
Won 23, Lost 16, Tied 2
Home 14-3-2, Away 9-13

- 1961 (A) Los Angeles 31-17
 (H) Minnesota 42-21

- 1962 (A) Minnesota 38-14
(H) Tie, 24-24
- 1963 (A) Los Angeles 27-24
(H) Minnesota 21-13
- 1964 (A) Los Angeles 22-13
(H) Minnesota 34-13
- 1965 (A) Minnesota 38-35
(H) Minnesota 24-13
- 1966 (H) Minnesota 35-7
(A) Los Angeles 21-6
- 1967 (A) Los Angeles 39-3
1968 (H) Los Angeles 31-3
- 1969 (A) Minnesota 20-13
1969* (H) Minnesota 23-20
- 1970 (H) Minnesota 13-3
1972 (A) Minnesota 45-41
- 1973 (H) Minnesota 10-9
1974 (A) Los Angeles 20-17
- 1974** (H) Minnesota 14-10
- 1976 (H) Tie, 10-10 (OT)
- 1976** (H) Minnesota 24-13
1977 (A) Los Angeles 35-3
- 1977* (A) Minnesota 14-7
- 1978 (H) Los Angeles 34-17
1978* (A) Los Angeles 34-10
- 1979 (A) Los Angeles 27-21 (OT)
- 1985 (A) Los Angeles 13-10
- 1987 (A) Minnesota 21-16
- 1988 (H) Minnesota 28-17
- 1989 (H) Minnesota 23-21 (OT)
- 1991 (A) Minnesota 20-14
- 1992 (A) Minnesota 31-17
- 1998 (A) Minnesota 38-31
- 1999* (A) St. Louis 49-37
- 2000 (A) St. Louis 40-29
- 2003 (A) St. Louis 48-17
- 2005 (H) Minnesota 27-13
- 2006 (H) St. Louis 41-21
- 2009 (A) Minnesota 38-10

SAN DIEGO

- Won 5, Lost 6, Tied 0**
Home 4-3, Away 1-3
- 1971 (A) San Diego 30-14
1975 (H) Minnesota 28-13
- 1978 (H) San Diego 13-7
- 1981 (A) Minnesota 33-31
- 1984 (H) San Diego 42-13
- 1985 (H) Minnesota 21-17
- 1993 (H) San Diego 30-17
- 1999 (H) Minnesota 35-27
- 2003 (A) San Diego 42-28
- 2007 (H) Minnesota 35-17

- 2011 (A) San Diego 24-17

SAN FRANCISCO

- Won 21, Lost 22, Tied 1**
Home 13-9, Away 8-13-1
- 1961 (H) San Francisco 38-24
(A) San Francisco 38-28
- 1962 (A) San Francisco 21-7
(H) San Francisco 35-12
- 1963 (A) Minnesota 24-20
(H) Minnesota 45-14
- 1964 (A) Minnesota 27-22
(H) Minnesota 24-7
- 1965 (A) Minnesota 42-41
(H) San Francisco 45-24
- 1966 (A) Tie, 20-20
(H) Minnesota 28-3
- 1967 (H) San Francisco 27-21
- 1968 (A) Minnesota 30-20
- 1969 (H) Minnesota 10-7
- 1970* (H) San Francisco 17-14
- 1971 (H) San Francisco 13-9
- 1972 (A) San Francisco 20-17
- 1973 (A) Minnesota 17-13
- 1975 (H) Minnesota 27-17
- 1976 (A) San Francisco 20-16
- 1977 (H) Minnesota 28-27
- 1979 (H) Minnesota 28-22
- 1983 (H) San Francisco 48-17
- 1984 (A) San Francisco 51-7
- 1985 (H) Minnesota 28-21
- 1986 (A) Minnesota 27-24 (OT)
- 1987* (A) Minnesota 36-24
- 1988 (A) San Francisco 24-21
- 1988* (A) San Francisco 34-9
- 1989* (A) San Francisco 41-13
- 1990 (H) San Francisco 20-17
- 1991 (H) Minnesota 17-14
- 1992 (H) San Francisco 20-17
- 1993 (A) San Francisco 38-19
- 1994 (H) Minnesota 21-14
- 1995 (A) San Francisco 37-30
- 1997 (A) San Francisco 28-17
- 1997* (A) San Francisco 38-22
- 1999 (H) Minnesota 40-16
- 2003 (H) Minnesota 35-7
- 2006 (A) San Francisco 9-3
- 2007 (A) Minnesota 27-0
- 2009 (H) Minnesota 27-24

SEATTLE

- Won 5, Lost 6, Tied 0**
Home 3-2, Away 2-4
- 1976 (H) Minnesota 27-21

- 1978 (A) Seattle 29-28
1984 (H) Seattle 20-12
1987 (A) Seattle 28-17
- 1990 (A) Minnesota 24-21
- 1996 (A) Seattle 42-23
- 2002 (A) Seattle 48-23
- 2003 (H) Minnesota 34-7
- 2004 (H) Seattle 27-23
- 2006 (A) Minnesota 31-13
- 2009 (H) Minnesota 35-9

TAMPA BAY

- Won 31, Lost 21, Tied 0**
Home 18-8, Away 13-13
- 1977 (A) Minnesota 9-3
1978 (H) Tampa Bay 16-10
- (A) Minnesota 24-7
- 1979 (H) Tampa Bay 12-10
(A) Minnesota 23-22
- 1980 (H) Minnesota 38-30
(A) Minnesota 21-10
- 1981 (A) Tampa Bay 21-13
(H) Minnesota 25-10
- 1982 (H) Minnesota 17-10 (OT)
- 1983 (A) Minnesota 19-16 (OT)
- (H) Tampa Bay 17-12
- 1984 (A) Tampa Bay 35-21
(H) Minnesota 27-24
- 1985 (A) Minnesota 31-16
(H) Minnesota 26-7
- 1986 (A) Minnesota 23-10
(H) Minnesota 45-13
- 1987 (A) Tampa Bay 20-10
(H) Minnesota 23-17
- 1988 (H) Minnesota 14-13
(A) Minnesota 49-20
- 1989 (H) Minnesota 17-3
(A) Minnesota 24-10
- 1990 (H) Tampa Bay 23-20
(A) Tampa Bay 26-13
- 1991 (H) Minnesota 28-13
(A) Minnesota 26-24
- 1992 (H) Minnesota 26-20
(A) Minnesota 35-7
- 1993 (H) Minnesota 15-0
(A) Tampa Bay 23-10
- 1994 (A) Minnesota 36-13
(H) Tampa Bay 20-17 (OT)
- 1995 (A) Tampa Bay 20-17 (OT)
(H) Minnesota 31-17
- 1996 (A) Tampa Bay 24-13
(H) Minnesota 21-10
- 1997 (H) Tampa Bay 28-14
(A) Minnesota 10-6
- 1998 (H) Minnesota 31-7
(A) Tampa Bay 27-24

- 1999 (H) Minnesota 21-14
(A) Tampa Bay 24-17
- 2000 (H) Minnesota 30-23
(A) Tampa Bay 41-13
- 2001 (H) Minnesota 20-16
(A) Tampa Bay 41-14
- 2002 (A) Tampa Bay 38-24
- 2005 (H) Tampa Bay 24-13
- 2008 (A) Tampa Bay 19-13
- 2011 (H) Tampa Bay 24-20

TENNESSEE

- Won 7, Lost 4, Tied 0**
Home 6-1, Away 1-3
- 1974 (H) Minnesota 51-10
1980 (A) Houston 20-16
- 1983 (H) Minnesota 34-14
- 1986 (A) Houston 23-10
- 1989 (H) Minnesota 38-7
- 1992 (H) Houston 17-13
- 1995 (H) Minnesota 23-17 (OT)
- 1998 (A) Minnesota 26-16
- 2001 (H) Minnesota 42-24
- 2004 (H) Minnesota 20-3
- 2008 (A) Tennessee 30-17

WASHINGTON

- Won 10, Lost 11, Tied 0**
Home 4-6, Away 6-5
- 1968 (H) Minnesota 27-14
1970 (A) Minnesota 19-10
- 1972 (H) Washington 24-21
- 1973* (H) Minnesota 27-20
- 1975 (A) Washington 31-30
- 1976* (H) Minnesota 35-20
- 1980 (A) Minnesota 39-14
- 1982 (A) Washington 21-7
- 1984 (H) Washington 31-17
- 1986 (A) Washington 44-38 (OT)
- 1987 (H) Washington 27-24 (OT)
- 1987** (A) Washington 17-10
- 1992 (H) Washington 15-13
- 1992 (H) Washington 24-7
- 1993 (A) Minnesota 14-9
- 1998 (H) Minnesota 41-7
- 2004 (A) Washington 21-18
- 2006 (A) Minnesota 19-16
- 2007 (H) Washington 32-21
- 2010 (A) Minnesota 17-13
- 2011 (A) Minnesota 33-26

SSuper Bowl Tournament
ENFC Wild Card Game
*NFC Divisional Playoff Game
**NFC Championship Game



The Vikings-Bears rivalry date back to the 1st game in franchise history when the expansion Vikings topped the Bears 37-13. The teams have had some unique twists in the history of the series, both hosting home games at collegiate stadiums- the 2002 season opener at the University of Illinois and the 2010 home finale for the Vikings at TCF Bank Stadium on the Minnesota campus.

VIKINGS ALUMNI

Players must be on active roster for one game to qualify

AAA

39 Abdullah, Husain, S. Washington St.	2008-11
50 Abrams, Bobby, LB, Michigan	1993-94
53 Ache, Steve, LB, SW Missouri	1987
72 Adams, Scott, G. Georgia	1991-93
85 Adams, Tom, WR, Minn.-Duluth	1962
7 Adams, Tom, QB, Utah State	1987
86 Addicks, John, C. Baylor	1989
57 Adibi, Xavier, LB, Virginia Tech	2011
47 Alderman, Grady, T. Detroit	1961-74
63 Alex, Keith, G. Texas A&M	1995
90 Alexander, Derrick, DE, Florida St.	1995-98
6 Alexander, Derrick, WR, Michigan	2002
57 Alexander, Rufus, LB, Oklahoma	2008
53 Alpatre, Tuianeu, LB, Washington St.	1995
21 Allen, Asher, CB, Georgia	2009-11
69 Allen, Jared, DE, Idaho State	2008-11
25 Allen, Nate, DB, Texas Southern	1976-79
21 Allen, Terry, RB, Clemson	1991-94
84 Allison, Aundrae, WR, East Carolina	2007-08
7 Andersen, Morten, K. Michigan St.	2004
46 Anderson, Alfred, RB, Baylor	1984-91
1 Anderson, Gary, K. Syracuse	1998-02
56 Anderson, Scott, C. Missouri	1974-1976
86 Angulo, Richard, TE, West. New Mex.	2003-05
5 Anno, Sam, LB, USC	1987-88
2 Araguz, Leo, P. Stephen F. Austin	2003
69 Arubakari, Hassan, DE, Texas Tech	1984
16 Arceneaux, Emmanuel, WR, Alcorn State	2011
16 Archer, R.J., QB, William & Mary	2010
19 Armoshadow, Devin, WR, Auburn	2011
79 Aronbio, Chuck, T. USC	1966
58 Ashley, Walker Lee, LB, Penn St.	1983-88; 90
45 Athas, Pete, CB, Tennessee	1975
33 Avery, John, RB, Mississippi	2003
67 Awason, Adrian, DE, North Texas	2011
49 Ayabadejo, Obafemi, FB, San Diego St.	1998-99
92 Ayodele, Remi, DT, Oklahoma	2011

BBB

74 Badger, Brad, G. Stanford	2000-01
77/60 Baker, Al, DE, Colorado State	1988
28 Baker, Rashad, S. Tennessee	2006
86 Baker, Robert, WR, Auburn	2003
31 Baldwin, Randy, RB, Mississippi	1991
96 Ball, Jerry, DT, SMU	1997-99
99 Ballard, Christian, DT/DE, Iowa	2011
85 Ballman, Gary, TE, Michigan St.	1973
30 Banks, Antonio, S. Virginia Tech	1998-00
92 Barker, Roy, DT, No. Carolina	1992-95, 00
33 Barnes, Bill, RB, Wake Forest	1965-66
23 Barnes, Tomur, CB, North Texas	1996
42 Barnett, Harlon, S. Michigan St.	1995-96
19 Baskett, Hank, WR, New Mexico	2010
32/38 Bass, Anthony, DB, Bethune-Cookman	1998-99
85 Bates, D'Wayne, WR, Northwestern	2002-03
63 Battle, Jim, G. Southern Illinois	1963
52 Bavaro, David, LB, Syracuse	1992
32 Bayless, Rick, RB, Iowa	1989
47 Baylor, Tim, S. Morgan State	1979-80
27 Beamon, Aubry, S. East Texas St.	1975-76
67 Beasley, John, TE, California	1967-73
63 Bebout, Nick, T. Wyoming	1980
86 Bedsole, Hal, TE, USC	1964-66
33 Bell, Rick, RB, St. John's, (Minn.)	1983
79 Bennett, Barry, DE, Concordia	1988
12 Bennett, Barry, S., P. Quachita Baptist	1974
2 Bennett, Darren, P., no college	2004-05
23 Bennett, Michael, RB, Wisconsin	2001-05
56/50 Berlich, Pete, LB, Notre Dame	1995-00
61 Berger, Joe, G/C, Michigan Tech	2011
17 Berger, Mitch, P. Colorado	1996-01
87 Berrian, Bernard, WR, Fresno State	2008-11
17 Berry, Bob, QB, Oregon	1965-67, 73-76
59 Berry, Ray, LB, Baylor	1987-92
45/87/44 Bertson, Sean, TE, North Carolina St.	2003-04
21 Bess, Rufus, CB, So. Carolina St.	1982-87
85 Bethea, Ryan, WR, South Carolina	1988
55/54 Bieker, Greg, LB, Colorado	2002-03
75/78 Birk, Matt, C. Harvard	1998-08
73 Bishop, Bill, DT, North Texas St.	1961
12 Bishop, Keith, QB, Wheaton	1987
21 Blahak, Joe, CB, Nebraska	1974-75; 1977
59 Blair, Matt, LB, Iowa State	1974-85
68 Blair, Paul, T. Oklahoma State	1990
18/84 Bland, Tony, WR, Florida A&M	1996-98
20 Blue, Greg, S. Georgia	2006
74 Bobo, Orlando, G. NE Louisiana	1997-98
52/96 Boireau, Michael, DE, Miami (FL)	2000
66 Bolin, Bookie, C, Mississippi	1968-69

9 Bollinger, Brooks, QB, Wisconsin	2006-07
60 Bolston, Conrad, DT, Maryland	2007
3 Bomar, Rhett, QB, Sam Houston St.	2010
13 Bono, Steve, QB, UCLA	1985-86
27 Booker, Lorenzo, RB, Florida State	2000
21 Adams, Tom, WR, Minn.-Duluth	1962
8 Boone, David, DE, East. Michigan	1974
4 Booty, John David, QB, USC	2008
8 Boutman, Todd, QB, St. Cloud State	1997-02
61 Bowie, Larry, G. Purdue	1962-68
62 Boyd, Brent, G. UCLA	1980-86
36 Boyd, Malik, CB, Southern	1994
80 Boylan, Jim, WR, Washington St.	1963
26 Bradford, Ronnie, S. Colorado	2002
50 Brady, Jeff, LB, Kentucky	1995-97
61 Bramlett, Don, DT, Carson-Newman	1987
53 Braxton, David, LB, Wake Forest	1989-90
75 Breitenstein, Bob, T. Tulsa	1967
42 Brewer, Jack, S. Minnesota	2002-03
4'Brien, Doug, K. California	2002
43/54 Briggs, Greg, S. Texas Southern	1997-98
84 Brim, James, WR, Wake Forest	1987
44 Brim, Michael, CB, Virginia Union	1989-90
54 Brinkley, Jasper, LB, South Carolina	2009-11
6 Brister, Bubby, QB, NE Louisiana	2000
28 Britt, Charlie, S. Georgia	1964
91 Bromell, Lorenzo, DE, Clemson	1962-74
22 Brown, Bill, RB, Illinois	1967
22 Brown, Ivory Lee, RB, Ark.- Pine Bluff	1993
80 Brown, Larry, WR, Mankato State	1987
86 Brown, Norris, TE, Georgia	1983
22 Brown, Pat, T. Central Florida	2010-11
33 Brown, Ralph, CB, Nebraska	2004-05
52 Brown, Richard, LB, San Diego St.	1994-96
89 Brown, Robert, TE, Alcorn A&M	1971
23 Brown, Ted, RB, North Carolina St.	1979-86
24 Brown, Terry, S. Oklahoma St.	1972-75
47 Browner, Joey, S. USC	1983-91
82 Bruer, Bob, TE, Mankato State	1980-84
24 Brune, Larry, S. Rice	1980
13 Bruno, Dave, P. Moraine Valley	1987
20 Bryant, Bob, CB, South Carolina	1967-80
94 Bryant, Tim, LB, So. Mississippi	1987
74 Buetow, Bart, T. Minnesota	1976-77
75 Bunda, Mike, DT, USC	1964
91 Burrough, John, DE, Wyoming	1999-00
36 Burton, Brandon, CB, Utah	2011
71 Burton, Derek, T. Oklahoma St.	1987
11 Burton, Stephen, WR, West Texas A&M	2011
81 Burleson, Nate, WR, Nevada	2003-05
22 Butler, Billy, S/RB, Tenn.-Chattanooga	1962-64
31 Butler, Duane, S. Illinois State	1997-98
66 Byers, Ken, G. Cincinnati	1964-66

CCC

53 Caesar, Ivan, LB, Boston College	1991
23 Caleb, Jamie, RB, Grambling	1961
23 Calland, Lee, CB, Louisville	1963-65
85 Camarillo, Greg, WR, Stanford	2010-11
55 Campbell, John, LB, Minnesota	1963-64
16 Campbell, Kelly, WR, Georgia Tech	2002-04
17 Cappelman, Bill, QB, Florida St.	1970
65 Carman, Jon, T. Georgia Tech	2002
40 Carpenter, Preston, TE, Arkansas	1967-68
36 Carpenter, Ron, S. Miami (Ohio)	1985
84 Carroll, Jay, TE, Minnesota	1993
81 Carter, Anthony, WR, Michigan	1985-93
80 Carter, Cris, WR, Ohio State	1990-01
21 Carter, Dale, CB, Tennessee	2006
11 Carter, Jason, WR, Texas A&M	2001
22/37 Carter, Tyrone, S. Minnesota	2004-05
56 Carson, Malcolm, G. Tenn.-Chatt.	1980
44 Casper, Dave, TE, Notre Dame	1983
48/89 Cercone, Matt, TE, Arizona St.	2000-02
87 Chamberlain, Byron, TE, Wayne St.	2001-02
23/34 Chapman, Doug, RB, Marshall	2000-03
25 Charles, J., Purdue	1970
21 Chavous, Corey, S/CB, Vanderbilt	2002-05
16 Chealand, Hal, QB, Mississippi St.	1962
36 Christopherson, Jim, K/LB, Concordia	1974
62 Christy, Jeff, C. Pittsburgh	1993-99
50 Chukwurah, Patrick, LB/DE, Wyoming	2001-02
50/54 Churchill, Vinny, LB, Boston College	2007-08
12 Clabo, Neil, P. Tennessee	1975-77
55 Claiborne, Chris, LB, USC	2003-04
33 Clark, Jesse, RB, Arkansas	1989-90
89 Clark, Kenny, WR, Central Florida	2003-04
11 Clarke, Ken, DT, Syracuse	1989-91
91 Clarke, Leon, WR, USC	1963
92 Clemons, Duane, DE, California	1996-99
26 Cobb, Marvin, S. USC	1980

63 Cobb, Robert, DE, Texas	1984
89 Coffman, Paul, TE, Kansas St.	1988
92 Cole, Colin, DT, Iowa	2003
37 Coleman, Al, CB, Tennessee St.	1967
91 Coleman, Dan, G. Murray St.	1987
8 Coleman, Greg, P. Florida A&M	1978-87
99/93 Colinet, Stalin, DE, Boston College	1997-99; '01
65 Collins, Calvin, G. Texas A&M	2001
84 Collins, Dwight, WR, Pittsburgh	1984
59 Collins, Fabray, LB, So. Illinois	1987
43 Colter, Jeff, CB, Virginia	1984
63 Conaty, Billy, C. Kansas Tech	2004
1 Cook, Chris, CB, Virginia	2010-11
62 Cook, Ryan, T. New Mexico	2006-10
20 Cooks, Kerry, S. Iowa	1998
87 Cooper, Adrian, TE, Oklahoma	1994-95
86 Cooper, Jon, C. Oklahoma	2009-10
50 Cooper, Marquis, LB, Washington	2006
63 Cormish, Frank, C. UCLA	1994
1 Cortez, Jose, K. Oregon State	2003-04
95 Council, Keith, DE, Hampton	1999
55 Cowart, Sam, LB, Florida State	2005
14 Cox, Fred, K. Pittsburgh	1963-77
83 Craig, Roger, RB, Nebraska	1992-93
84 Craig, Steve, TE, Northwestern	1974-78
73 Crawford, Brian, T. Western Oregon	2001
52 Crockett, Henri, LB, Florida State	2002-03
87 Crumpler, Carlester, TE, E. Carolina	1999
77 Culpepper, Brad, DT, Florida	1992-93
12/11 Culpepper, Daunte, QB, UCF	1999-05
11 Culpepper, Ed, DT, Alabama	1961
89 Cunningham, Doug, WR, Rice	1979
7 Cunningham, Randall, QB, UNLV	1997-99
67 Cunningham, Rick, T. Texas A&M	1995
15 Cuzzo, Gary, QB, Virginia	1968-71
49 Curtis, Travis, S. West Virginia	1989

DDD

71/75 Dafney, Bernard, G. Tennessee	1992-94
84 Dale, Carroll, WR, Virginia Tech	1973
50 Dalton, Antico, LB, Hampton	1999
63 Daniels, Brian, G. Colorado	2007
63 Daniels, LeShun, G. Ohio State	1977
7 Danmeier, Rick, K. Sioux Falls	1978-83
32/25 Darden, Tony, CB, Texas Tech	1997-88
82 Daugherty, Ron, WR, Northeastern	1994
63 Davis, Brian, CB, Nebraska	1984
15 Davis, Doug, T. Kentucky	1966-72
5 Davis, Greg, K. The Citadel	1997
63 Davis, Isaac, G. Arkansas	2008
86 Davis, John, TE, Emporia St.	1990
17/86 Davis, Nick, WR, Wisconsin	2002-03
58/50 Davis, Rod, LB, Southern Miss.	2004-06
4 Dawson, Dale, K. E. Kentucky	1987
6 Dawson, Rhett, WR, Florida St.	1973
51 Dean, Larry, LB, Valdosta St.	2011
24 Dean, Ted, S. Wichita	2006
7 DeGeare, Chris, G. Wake Forest	2010
52 DeRio, Jack, LB, USC	1992-95
89 Delaney, Jarrod, WR, TCU	1989
85 DeLong, Greg, TE, North Carolina	1995-98
27 Demery, Calvin, WR, Arizona St.	1972
28 Denny, Earl, RB, Missouri	1967-68
86 Denson, Al, WR, Florida A&M	1971
62 Denton, Bob, DE, Pacific	1961-64
25 Derby, Dean, DE, Washington	1961-62
17 Devine, Kevin, CB, California	1999
52 Dick, Jim, LB, North Dakota St.	1987
11 Dickenson, Paul, DT, Baylor	1961-70
76 Dill, Scott, T. Memphis	1996-97
55 Dillon, Terry, CB, Montana	1963
12 Dilts, Steve, QB, Stanford	1979-84
44 D'Imperio, Ryan, FB, Rutgers	2011
25 Dishman, Cris, CB, Purdue	2000
11 Dixon, David, G. Arizona St.	1994-04
86 Doleman, Chris, DE/LB, Pittsburgh	1985-93; 99
84 Donahue, Oscar, WR, San Jose	1962
65 Dorsey, Nat, T. Georgia Tech	2004
21 Doss, Mike, S. Ohio State	2007
42 Dozier, D.J., RB, Penn State	1987-91
48 Dozier, Ukeke, CB, Minnesota	2005
86 Dugan, Bill, G. Penn State	1984
63 Dugan, Jeff, TE, Maryland	2004-10
57 Dumler, Doug, C. Nebraska	1976-77
59 Dusbabek, Mark, LB, Minnesota	1989-92

EEE

64 Early, Michael, G. Norfolk State	2002
39 Echemandu, Adimchinbo, RB, California	2005
1 Edinger, Paul, K. Michigan St.	2005

KICKOFF EXECUTIVES STAFF COACHES PLAYERS ROOKIES RECORDS 2011 SEASON ROSTERS PLAYOFF RECORDS HISTORY EXTRA POINTS

27	Edwards, Brad, S, South Carolina	1988-89
59	Edwards, Dixon, LB, Michigan St.	1996-98
36	Edwards, Dovonte, CB, N.C. State	2005-06
32	Edwards, Jimmy, RB, NE Louisiana	1979
91	Edwards, Ray, DE, Purdue	2006-10
24	Eilers, Pat, S, Notre Dame	1990-91
11	Eischied, Mike, P, Upper Iowa	1972-74
86	Eley, Clifton, TE, Mississippi St.	1987
8	Eller, Carl, DE, Minnesota	1964-78
8	Elling, Aaron, K, Wyoming	2003-04
65/73	Elshire, Neil, DE, Oregon	1981-86
47	Emmanuel, Charles, S, W. Virginia	1997
6	Epstein, Hayden, K, Michigan	2002
29	Evans, Charles, RB, Clark	1993-98
26	Evans, David, CB, Cent. Arkansas	1986-87
90	Evans, Fred, DT, Texas St.-San Marcos	2007-11
31	Everett, Eric, CB Texas Tech	1992

FFF		
51	Farber, Hap, LB, Mississippi	1970
59	Farwell, Heath, LB, San Diego St.	2005-10
3	Fason, Ciatrick, RB, Florida	2005-06
54	Faust, Paul, LB, Minnesota	1967
4	Favre, Brett, QB, Southern Mississippi	2009-10
91	Fears, Willie, DT, Northwestern St.	1990
64	Feasel, Grant, T, Abilene Christian	1984-86
31	Fenney, Rick, RB, Washington	1987-91
35	Ferguson, Bob, RB, Ohio State	1963
84	Ferguson, Charley, WR, Tennessee St.	1962
89	Ferguson, Robert, WR, Texas A&M	2007-08
11	Fiedler, Jay, QB, Dartmouth	1998
58	Finch, Steve, WR, Elmhurst	1987
72	Fisk, Jason, DT, Stanford	1995-98
29	Fitzgerald, Jamie, CB, Idaho St.	1987
3	Fitzgerald, Mike, CB, Iowa St.	1966-67
85	Fitzley, Paul, WR, Northwestern	1963-67
79	Fonoti, Toniou, K, Nebraska	2005
6	Foote, Chris, C, USC	1987-91
44	Foreman, Chuck, RB, Miami (Fla.)	1973-79
67	Fowler, Melvin, C, Maryland	2005
50	Fowlkes, Dennis, LB, West Virginia	1983-85
37	Frampton, C, S, Washington State	2007-11
40	Frankhauser, Tom, S, Purdue	1962-63
37	Frank, Donald, CB, Winston-Salem	1995
22	Freeman, Steve, S, Mississippi	1987
12	Fretette, Gus, QB, Tulsa	2003-04, 08
83	Frisch, David, TE, Colorado State	1996
37	Frye, Phil, RB, California Lutheran	1987
27	Fuller, Corey, CB, Florida State	1995-98
29	Fullington, Darrell, S, Miami (Fla.)	1988-90
63	Fusco, Brandon, C/F, Slippery Rock	2011

GGG		
32	Galbreath, Tony, RB, Missouri	1981-83
66	Gallagher, Frank, G, North Carolina	1973
6	Gallery, Jim, K, Minnesota	1990
28	Gallishaw, Laroni, CB, Murray St.	2005
90	Galvin, John, LB, Boston College	1989
16	Gannon, Rich, QB, Delaware	1987-92
2	Garcia, Teddy, K, NE Louisiana	1989
54	Garnett, David, LB, Stanford	1993-94, '96
92	Garnett, Winfield, DT, Ohio State	2001
44	Gault, Billy, CB, Texas Christian	1961
78	Gay, William, DE, USC	1988
3	George, Jeff, QB, Illinois	1999
5	George, Ron, LB, Stanford	1997
46/66	Gerak, John, TE/G, Penn St.	1993-96
32	Gerhart, Toby, RB, Stanford	2010-11
56	Gersbach, Carl, LB, West Chester	1971-72
86	Gillespie, Willie, WR, Tenn.-Chattanooga	1987
42	Gilliam, John, WR, South Carolina St.	1972-75
5	Glenn, Jason, LB, Texas A&M	2006
25	Glenn, Vencie, S, Indiana St.	1992-94
82	Glover, Andrew, TE, Grambling	1997-99
94	Goff, Robert, DT, Auburn	1996
73	Goldberg, Adam, C, Wyoming	2004-05
82	Goodridge, Bob, WR, Vanderbilt	1968
68	Goodrum, Charles, G, Florida A&M	1972-78
87/83	Goodwin, Hunter, TE, Texas A&M	1996-98, 02-03
41	Gordon, Charles, CB, Kansas	2006-08
3	Graham, Scarlett, RB, Ohio St.	1993-96
73	Graves, Rory, T, Ohio State	1993
23	Gray, Torrian, S, Virginia Tech	1997-98
50	Grecci, Dick, LB, Ohio	1961
32	Green, Robert, RB, William & Mary	1997
25	Greene, Marcellus, CB, Arizona	1984
52	Greenway, Chad, LB, Iowa	2006-11
97	Griffen, Everson, DE, USC	2010-11
23	Griffin, Cedric, CB, Texas	2006-11
24	Griffith, Robert, S, San Diego St.	1994-01
73	Grisby, Otis, DE, Kentucky	2007-08
27/26	Grim, Bob, WR, Oregon St.	1967-71, 76-77

47	Groce, Ron, RB, Macalester	1976
41	Guggemos, Neal, DB, S. Thomas	1986-87
98	Guion, Letry, DT, Florida State	2008-11
84	Guliford, Eric, WR, Arizona State	1993-94
80	Gustafson, Jim, WR, S. Thomas	1985-90

HHH

72	Haayer, Adam, T, Minnesota	2002, '04
91/74	Habib, Brian, G, Washington	1988-92
49	Hackbart, Dale, S, Wisconsin	1966-70
90	Haines, John, DT, Texas	1984
28	Haley, Dick, WR, Pittsburgh	1961
55	Hall, Lemanski, LB, Alabama	2000-02
23	Hall, Steven, S, Kentucky	1996
86/28	Hall, Tom, WR, Minnesota	1964-66, 68-69
40	Hall, Windlan, S, Arizona St.	1976-77
61	Hamilton, Wes, G, Tulsa	1976-85
23	Hammonds, Shelly, CB, Penn St.	1995
25	Hampton, Alonzo, CB, Pittsburgh	1990
51	Hanks, Ben, LB, Florida	1996
45	Hannon, Tom, S, Michigan St.	1977-84
55	Hansen, Don, LB, Illinois	1966-67
63	Hanson, Mark, G, Mankato St.	1987
50	Hargrove, Jim, LB, Howard Payne	1967-70
36	Harrell, Sam, RB, E. Carolina	1980-82; 87
35	Harris, Bill, RB, Colorado	1969-70
32	Harris, Darryl, RB, Arizona St.	1988
99	Harris, James, DE, Temple	1993-95
52	Harris, Joe, LB, Georgia Tech	1979
44	Harris, John, S, Arizona St.	1985-86
58/99/88	Harris, Napoleon, LB, Northwestern	2005-06, 08
57	Harris, Paul, LB, USC	1978
61	Harris, Robert, DE, Southern	1992-94
32	Harris, Steve, RB, Northern Iowa	1987
95/91	Harrison, Martin, DE, Washington	1994-96, 99
48	Harrison, Todd, TE, North Carolina St.	1993
78	Hartenstine, Mike, DT, Penn State	1987
86	Hartwig, Keith, WR, Arizona	1977
12	Harvin, Percy, WR, Florida	2009-11
87	Hasler, Clint, WR, Michigan	1975
88	Hasselbeck, Don, TE, Colorado	1984
89/19	Hatchette, Matthew, WR, Langston	1997-00
37	Hawkins, Mike, CB, Oklahoma	2006
58	Hawkins, Rip, LB, North Carolina	1961-65
44	Hayden, Leo, RB, Ohio State	1961
32	Hayes, Ray, RB, Cent. Oklahoma	1971
50	Hazuga, Jeff, DE, Wisconsin-Stout	2001
90	Headerson, E.J., LB, Maryland	2003-11
50	Henderson, Erin, LB, Maryland	2008-11
80	Henderson, John, WR, Michigan	1968-72
30	Henderson, Keith, RB, Georgia	1992
24	Henderson, Wymon, CB, UNLV	1987-88
60	Hernandez, Matt, T, Purdue	1984
67/64	Herrera, Anthony, G, Tennessee	2004-11
58	Herron, David, LB, Michigan State	2007-08
79	Hicks, Artil, G, Memphis	2006-09
43	Hicks, Maurice, RB, North Carolina A&T	2008
58	Hilgenberg, Wally, LB, Iowa	1968-79
43	Hill, Gary, S, USC	1965
10	Hill, King, P-QB, Rice	1968
12/13	Hill, Shaun, QB, Maryland	2002-05
89	Hillary, Ira, WR, South Carolina	1990
82	Hilton, Carl, TE, Houston	1986-89
85	Hilton, John, TE, Richmond	1970
98	Hinkle, George, DT, Arizona	1992
75/78	Hinton, Chris, T, Northwestern	1994-95
37	Hitchcock, Jimmy, CB, North Carolina	1998-99
18	Hoag, Ryan, WR, Gustavus Adolphus	2004
44	Hoard, Leroy, RB, Michigan	1996-99
13	Holcomb, Kelly, QB, Middle Tenn. St.	2002
3	Holland, Darius, DT, Colorado	2002
85	Holland, John, WR, Tennessee St.	1974
75	Holloway, Randy, DE, Pittsburgh	1978-89
51	Holmberg, Rob, LB, Penn State	1999
54	Holmes, Bruce, LB, Minnesota	1993
30	Holt, Issiac, CB, Alcorn State	1985-89
2	Horan, Mike, P, Long Beach St.	1986
51	Hough, Jim, G, Utah State	1978-86
55	Houston, Bobby, LB, North Carolina St.	1998
99	Hovan, Chris, DT, Boston College	2000-04
24	Howard, Bryan, S, Tennessee St.	1982
51/99	Howard, David, LB, Long Beach St.	1985-89
91	Howard, Willie, DL, Stanford	2001-02
32	Howell, Leroy, DT, Appalachian St.	1986
82	Howy, Keenan, WR, Oregon	2003-05
56/72	Huffman, David, G/T, Notre Dame	1979-83; 85-90
83	Hultz, Don, DE, Southern Miss.	1963
25/31	Hunter, Will, S, Syracuse	2005-06
67	Humphrey, Jay, T, Texas	1999
76	Hutchinson, Steve, G, Michigan	2006-11
65	Huth, Gary, G, Wake Forest	1961-63



David Huffman

III		
84	Iglesias, Juaquin, WR, Oklahoma	2010
4	Igebuikam, Donald, K, Clemson	1990
86	Ingram, Darryl, TE, California	1989
22	Irvin, Ken, CB/S, Memphis	2003-05
76	Irwin, Tim, T, Tennessee	1981-93
82	Ismail, Qadry, WR, Syracuse	1993-96
37	Israel, Ron, DB, Notre Dame	2003

III

25	Jackson, Alfred, CB, San Diego St.	1995-96
89	Jackson, Harold, WR, Colorado	1982
76	Jackson, Joe, DT, New Mexico St.	1977
7	Jackson, Tarvaris, QB, Alabama St.	2006-10
83	Jaquet, Nate, WR, San Diego St.	2000-01
89/13	James, Cedric, WR, TCU	2002
47	James, Dick, RB, Oregon	1965
99	James, Erasmus, DE, Wisconsin	2005-07
52	Jenke, Noel, LB, Minnesota	1971
51	Jenkins, Carlos, LB, Michigan St.	1991-94
28	Jenkins, Izel, CB, North Carolina St.	1993
84	Jenkins, Michael, WR, Ohio State	2001
56	Jobko, Bill, LB, Ohio State	1963-65
81	Johnson, Bethel, WR, Texas A&M	2006
14	Johnson, Brad, QB, Florida St.	1992-98, 2005-06
65	Johnson, Charlie, NT, Colorado	1982-84
74	Johnson, Charlie, DT, Oklahoma St.	2007
75	Johnson, Chase, T, Wyoming	2011
35	Johnson, Chris, S, San Diego St.	1996
52	Johnson, Dennis, LB, USC	1980-85
4	Johnson, Eddie, P, Idaho St.	2003
41	Johnson, Gene, S, Cincinnati	1961
53	Johnson, Henry, LB, Georgia Tech	1980-83
11	Johnson, Jaymar, WR, Jackson St.	2009-10
89	Johnson, Joe, WR, Notre Dame	1989-90
22	Johnson, Ken, S, Florida A&M	1992
12	Johnson, Lee, P, BYU	2001
72	Johnson, Marcus, T, Mississippi	2005-08
55	Johnson, Olrick, LB, Florida A&M	1999
48	Johnson, Sammy, RB, North Carolina	1976-78
97	Johnson, Spencer, DT, Auburn	2004-07
25	Johnson, Tyrell, S, Arkansas State	2008-11
51	Johnstone, Lance, DE, Temple	2001-05
15	Jones, Clint, WR, Jackson St.	2005
25	Jones, Clinton, RB, Michigan St.	1967-72
84	Jones, Hassan, WR, Florida St.	1986-92
21	Jones, Henry, S, Illinois	2001
82	Jones, Mike A., WR, Tennessee St.	1983-85
89	Jones, Mike L., TE, Texas A&M	1990-91
31	Jones, Ruslen, CB, Vanderbilt	2003
32	Jones, Shawn, S, Georgia Tech	1993-94
13	Jones, Wayne, T, Utah	1987
85/43/83/89	Jordan, Andrew, TE, Western Carolina	1994-97; 99-01

22	Jordan, Jeff, S, Tulsa	
83	Jordan, Steve, TE, Brown	1982-94
83	Joyce, Don, DE, Tulane	1961

KKK

69	Kalis, Todd, G, Arizona State	1988-93
11	Kapp, Joe, QB, California	1967-69
3	Karlis, Rich, K, Cincinnati	1989
29	Kassulke, Karl, DB, Drake	1963-72
48	Katula, Matt, LS, Wisconsin	2011
39	Kellar, Mark, RB, No. Illinois	1976-78
25	Kelly, Eric, CB, Kentucky	2001-03
61	Kelly, Lewis, T/G, South Carolina St.	2001-03

73 Kennedy, Jimmy, DT, Penn State	2008-10
83 Kent, Joey, WR, Tennessee	2000
43 Keys, Brady, CB, Colorado St.	1967
80 Kidd, Keith, WR, Arkansas	1987
95 Killings, Cedric, DT, Carson-Newman	2002-03
38 King, Caleb, RB, Georgia	2011
24 King, Phil, RB, Vanderbilt	1965-66
89 Kingsiter, Doug, TE, Minnesota	1973-75
36 Kirby, John, LB, Nebraska	1964-68
52 Kirksey, William, LB, Southern Miss.	1990
40/85 Kleinsasser, Jim, TE/FB, No. Dakota	1999-11
4/5 Kluwe, Kurt, P, UCLA	2005-11
25 Knoff, Chris, S, Kansas	1979-82
68 Koch, Greg, S, Arkansas	1987
26 Koldziej, Ross, Wisconsin	2006
26 Kosens, Terry, S, Hofstra	1963
89 Kramer, Kent, TE, Minnesota	1969-70
9 Kramer, Tommy, QB, Rice	1977-89
22 Krause, Paul, S, Iowa	1968-79
5 Krueger, Todd, QB, Northern Michigan	1987

L L L

59 Lacey, Bob, C, North Carolina	1964
63 Lacinia, Corbin, G, Augusta	1999-02
21 Lamson, Chuck, S, Wyoming	1962-63
58 Langer, Jim, C, South Dakota St.	1980-81
52 Lapham, Bill, C, Iowa	1961
77 Larsen, Gary, DT, Concordia	1965-74
82 Lash, Jim, WR, NorthWestern	1973-76
65 Lawson, Steve, G, Kansas	1973-75
51 Leber, Ben, LB, Kansas State	2006-10
86 LeCount, Terry, WR, Florida	1979-83; '87
32 Lee, Amp, RB, Florida State	1994-96
19 Lee, Bob, QB/P, Pacific	1969-72; '75-78
39 Lee, Carl, CB, Marshall	1983-93
57 Leman, J, LB, Illinois	2009
59 Leo, Jim, DE, Cincinnati	1961-62
31 Lester, Darrell, RB, McNeese St.	1964
49 Lewis, Dave, RB, Northern Iowa	1987
17 Lewis, Greg, WR, Illinois	2009-10
87 Lewis, Leo, WR, Missouri	1981-91
43 Liddiard, Brody, TE/LS, Colorado	2001-03
73 Linden, Everett, T, Houston	1962-65
61/62 Lindsay, Everett, DT, Mississippi	1993-98; 2001-03
21 Lindsey, Jim, RB, Arkansas	1966-72
76 Lingenfelter, Bob, T, Nebraska	1978
55 Livingston, Cliff, LB, UCLA	1962
13 Livingston, Mike, QB, SMU	1980
76 Liwski, Chris, T/G, Indiana	1998-05
71 Loadholt, Phil, T, Oklahoma	2009-11
46 Loeffler, Cullen, LS, Texas	2004-11
38 Louallen, Fletcher, S, Livingston	1987
8 Longwell, Ryan, C, California	2006-11
75 Love, DeMarcus, DT, Arkansas	2011
23 Love, Terry, S, Murray State	1987
63 Lowdermilk, Kirk, C, Ohio State	1985-92
25 Lowe, Omare, S, Washington	2004
57 Luce, Derrel, LB, Baylor	1979-80
75 Lurtsama, Bob, DE, West Michigan	1971-76
27 Lush, Mike, S, East Stroudsburg	1986
35 Lynch, James, FB, Maryland	2003
96 Lyon, Billy, DL, Marshall	2003

M M M

71 MacDonald, Mark, G, Boston Coll.	1985-88
46 Mackbee, Earsell, CB, Utah St.	1965-69
69 Malano, Mike, G, San Diego St.	2002
75 Manley, James, DT, Vanderbilt	1996-97
17 Mann, Maurice, WR, Washington	2006
4 Manning, Archie, QB, Mississippi	1983-84
31 Manusky, Greg, LB, Colgate	1991-93
49 Marinaro, Ed, RB, Cornell	1972-75
70 Marshall, Jim, DE, Ohio State	1961-79
48 Marshall, Larry, S, Maryland	1974
55 Martin, Amos, LB, Louisville	1972-76
89 Martin, Billy, TE, Georgia Tech	1968
56/94/98/57 Martin, Chris, LB, Auburn	1984-88
79 Martin, Doug, DE, Washington	1980-89
90 Martin, Steve, DT, Missouri	2004
20 Mason, Tommy, RB, Tulane	1961-66
56 Maurer, Andy, G, Oregon	1974-75
5 May, Chad, QB, Kansas State	1995
88 May, Marc, TE, Purdue	1987
53 Mayberry, Doug, RB, Utah St.	1961-62
23 Mays, Mike, CB, LSU	1991
53 Mays, Kivunasa, LB, North Carolina	1998-99
73 Mays, Stafford, DT, Washington	1987-88
31/21 McCauley, Marcus, CB, Fresno St.	2007-08
33 McCleanhan, Brent, RB, Arizona St.	1973-80
96 McClendon, Skip, DE, Arizona St.	1992
15 McCormick, John, QB/P, Massachusetts	1962

84/80 McCullum, Sam, WR, Montana St.	1974-75; 82-83
74 McCurry, Mike, G, Indiana	1987
58 McDaniel, Ed, LB, Clemson	1992-01
60 McDaniel, Randall, G, Arizona St.	1988-99
88 McDole, Mardy, WR, Mississippi St.	1981-83
34 McDonald, Ramos, CB, New Mexico	1998-99
39 McElheny, Hugh, RB, Washington	1961-62
50 McEllroy, Reggie, T, West Texas St.	1994
55 McGill, Mike, LB, Notre Dame	1968-70
37 McGriggs, Lamar, S, West. Illinois	1993-94
86 McKeever, Marlin, TE, USC	1967
74 McKinzie, Bryant, T, Miami (Fla.)	2002-10
9 McMahon, Jim, QB, BYU	1993
26 McMillan, Audrey, CB, Houston	1989-93
12 McMullen, Billy, WR, Virginia	2006
5 McNabb, Donovan, QB, Syracuse	2011
12 McNeill, Tom, P, Stephen F. Austin	1987
54 McNeill, Fred, LB, UCLA	1974-85
60 McQuaid, Dan, T, UNLV	1988
32 McWatters, Bill, RB, North Texas	1964
87 McWilliams, Johnny, TE, USC	2000
53 Mearmer, Tim, LB, Washington	1985
18 Mercer, Mike, K, Arizona St.	1961-62
57 Merriweather, Mike, LB, Pacific	1979-82
56 Meylan, Wayne, LB, Nebraska	1980-89
98 Michec, Phil, DE, Wis.-Platteville	1967
21 Michel, Tom, RB, East Carolina	1984
84 Middleton, Dave, WR, Auburn	1961
75 Millell, Keith, DT, Washington St.	1985-91
55/59 Miller, Corey, LB, South Carolina	1999
77 Miller, Kevin, WR, Louisville	1978-80
5 Miller, Larry, QB, Northern Iowa	1987
35 Miller, Robert, RB, Kansas	1975-80
14 Miller, Romano, QB, Mississippi	2001
64 Millon, Ted, G, Duke	1987
45 Mills, Garrett, TE, Tulsa	2007-09
45 Mills, John Henry, FB, Wake Forest	1999
21 Mincy, Charles, S, Washington	1995
62 Mitchell, Jayme, DE, Mississippi	2006-10
58 Mitchell, Mel, G, Tennessee St.	1980
71 Mixton, Matt, DT, Purdue	2005
10 Milton, Kenny, DE, LSU	2002-04
90 Molen, Fred, DT, Jackson State	1987
94 Monty, Pete, LB, Wisconsin	2001
1 Moon, Warren, QB, Washington	1994-96
45 Moore, Leonard, RB, Jackson St.	1988
36 Moore, Manfred, RB, USC	1977
30 Moore, Melwede, RB, Tulane	2004-07
3 Morgan, Don, S, Nevada-Reno	1999-01
35 Morrell, Kyle, S, BYU	1985-86
40 Morris, Jack, CB, Oregon	1961
68 Morris, Mike, C, NE Missouri St.	1991-99
36 Morrow, Harold, RB, Auburn	1996-02
96 Mosley, C.J., Missouri	2005
77 Moss, Eric, OL, Ohio State	1997
84 Moss, Randy, WR, Marshall	1998-04; '10
24 Mostardi, Rich, S, Kent State	1961
86 Mularky, Mike, TE, Florida	1983-88
77 Mullaney, Mark, DE, Colorado St.	1975-87
31 Munsey, Nelson, CB, Wyoming	1978-81
88 Murphy, Fred, TE, Georgia Tech	1961
19 Murphy, Yo, WR, Idaho	1999
3 Murray, Eddie, K, Tulane	1997
74 Myers, Frank, T, Texas A&M	1978-80

N N N

51/59 Najarian, Pete, LB, Minnesota	1987
15 Nance, Martin, WR, Miami (OH)	2006
59 Nattiel, Mike, LB, Florida	2003-04
28 Ned, Larry, RB, San Diego St.	2003-04
1 Nelson, Ben, WR, Saint Cloud St.	2004
1 Nelson, Chuck, K, Washington	1986-88
20 Nelson, Darin, RB, Stanford	1982-89; 91-92
32 Nelson, David, RB, Heidelberg	1984
56 Nelson, Jim, LB, Penn St.	2000-02
32 Nelson, Rhett, CB, Colorado St.	2003-04
53 Newbill, Richard, LB, Miami (Fla.)	1990
52 Newman, Keith, LB, North Carolina	2004-05
86 Newman, Pat, WR, Utah State	1990
18 Newsome, Harry, P, Wake Forest	1990-93
96 Newton, Tim, DT, Florida	1985-89
71 Niehaus, Steve, DT, Notre Dame	1979-99
79 Nix, Roosevelt, DT, Central St.	1994
99 Noga, Al, DE, Hawaii	1988-92
49 Nord, Keith, S, T. St. Cloud St.	1979-85
97 Norman, Tony, DE, Iowa State	1987-89
90 Northern, Gabe, DE/LB, LSU	2000
85 Novoselsky, Brent, TE, Pennsylvania	1989-94

O O O

89 Obee, Terry, WR, Oregon	1991
----------------------------	------

74 O'Brien, Dave, G, Boston Coll.	1963-64
96 O'Neal, Andre, LB, Marshall	2001
7 O'Sullivan, J.T., QB, Cal-Davis	2005
5 Offat, Willie, S, South Carolina	2002-05
25 Onorato, Kenny, LB, Nebraska-Omaha	2009-11
69 Ori, Frank, G, Northern Iowa	1987
31 Osborne, Clancy, LB, Arizona St.	1961-62
41 Osborn, Dave, RB, North Dakota	1965-75
89/49/45 Owens, Richard, TE, Louisville	2004-06

P P P

88 Page, Alan, DT, Notre Dame	1967-78
24 Page, Jarad, S, UCLA	2011
22 Palmer, David, WR/RB, Alabama	1994-00
51 Palmer, Mitch, LS, Colorado St.	2000-04
27 Parker, Anthony, CB, Arizona St.	1992-94
81 Paries, Ricky, WR, Ark.-Pine Bluff	1987
40 Paschal, Doug, RB, North Carolina	1980-81
79 Patton, Jerry, DT, Nebraska	1978-81
95 Paul, Bryce, DE, Northern Iowa	2000
41 Paymah, Karl, CB, Washington St.	2009
24 Payton, Eddie, RB, Jackson St.	1980-82
24 Pearson, Jayice, S, Washington	1993
66 Pentecost, John, G, UCLA	1967
68 Perreault, Pete, G, Long Beach St.	1976
31 Perry, Jason, S, North Carolina St.	2002
22 Pesonen, Dick, CB, Minn.-Duluth	1961
26 Peterson, Adrian, RB, Oklahoma	2007-11
66 Peterson, Ken, C, Utah	1961
28 Phillips, Anthony, CB, Texas A&M-Kingsville	1998
30 Phillips, Bobby, RB, Virginia Union	1995
82 Phillips, Jim, WR, Auburn	1965-67
86 75/79/91 Phillips, Joe, DT, SMU	1986; '99
22 Pinner, Art, RB, Kentucky	2006
63 Pløger, Kurt, DT, Gustavus Adolphus	1987
86 Poage, Randy, TE, Texas	1963
7 Ponder, Christian, QB, Florida St.	2011
52 Porter, Ron, LB, Idaho	1974
42 Powell, Art, WR, San Jose St.	1968
83 Powers, John, TE, Notre Dame	1966
30 Prentice, Travis, RB, Miami (Ohio)	2001
79 Prestel, Jim, DT, Idaho	1961-65
40 Prior, Anthony, CB, Washington St.	1996-97
28 Proyle, Ted, CB, Ohio State	1970
66 Pyle, Palmer, G, Michigan St.	1964

Q Q Q

92 Quinn, Kelly, LB, Michigan St.	1987
-----------------------------------	------

R R R

64 Rabold, Mike, G, Indiana	1961-62
60 Radovich, Drew, T, USC	2008
9 Ramsey, Patrick, QB, Tulane	2010
93 Randell, John, DT, Texas A&I	1990-03
34 Randolph, Al, CB, Iowa	1970-80
28 Rashad, Ahmad, WR, Oregon	1976-82
52 Rasmussen, Randy, G, Minnesota	1987-89
41 Raymond, Mistral, S, South Florida	2011
11 Reaves, John, QB, Florida	1979
22 Redwine, Jarvis, RB, Nebraska	1981-83
27 Reed, Bob, RB, Pacific	1962-63
91 Reed, D'Aundre, DE, Arizona	1991-99; '01
86 Reed, Jake, WR, Grambling	1991-92
32 Reed, Oscar, RB, Colorado St.	1968-74
73 Rehder, Tom, G, Notre Dame	1992
89 Reichow, Jerry, WR, Iowa	1961-64
89 Reischer, Allen, TE, Iowa	2011
57 Reilly, Mike, LB, Iowa	1969
14 Renfro, Gilbert, QB, Tennessee St.	1990
19 Rentzel, Lance, WR, Oklahoma	1965-66
7 Reveiz, Fuad, K, Tennessee	1990-95
82 Reynaud, Darius, WR, West Virginia	2008-09
88 Rhymes, Buster, WR, Oklahoma	1985-87
1 Ricardo, Benny, K, San Diego St.	1983
36 Rice, Allen, RB, Baylor	1984-90
89 Rice, Sidney, WR, South Carolina	1987-88
13 Richardson, Greg, WR, Alabama	2007-10
5 Richardson, Kyle, P, Arkansas St.	2002
4 Richardson, Tony, FB, Auburn	2006-07
78 Riley, Steve, T, USC	1974-84
98 Robbins, Fred, DT, Wake Forest	2000-03
95 Robinson, Gerald, DE, Auburn	1986-87
18 Robinson, Koren, WR, N.C. State	2005
87 Robinson, Marcus, WR, So. Carolina	2004-06
96 Robinson, Brian, DE, Texas	2007-11
80 Rodenhauer, Mark, C, Illinois St.	1989
29 Rogers, Chris, CB, Howard	1999
58 Rogers, Nick, LB, Georgia Tech	2002-03
76 Roller, Dave, DT, Kentucky	1979-80
47 Rose, George, CB, Auburn	1964-66

2/18	Rosenfels, Sage, QB, Iowa St.	2009, '11
75	Rosenthal, Mike, T, Notre Dame	2003-06
28	Rosnagle, Ted, S, Portland St.	1985, 87
37	Ross, Derek, CB, Ohio St.	2004
68	Rouse, Curtis, G, Tenn.-Chattanooga	1982-86
89	Rowe, Ray, TE, San Diego State	1994
47	Rowland, Justin, CB, Tex. Christian	1961
54	Rubke, Karl, LB, USC	1961
75	Rudd, Dwayne, LB, Alabama	1997-00
82	Rudolph, Kyle, TE, Notre Dame	2011
65	Ruether, Mike, C, Texas	1994
75	Russ, Pat, DT, Purdue	1963
27	Russell, Brian, S, San Diego St.	2002-04
48	Rutland, Reggie, CB, Georgia Tech	1987-92

SSS

12	Salisbury, Sean, QB, USC	1990-94
72	Sams, Ron, C, Pittsburgh	1984
81	Sanders, Ken, DE, Howard Payne	1980-81
33	Sanford, Jamarca, S, Mississippi	2009-11
22	Sapp, Benny, CB, Northern Iowa	2008-09, '11
76	Sapp, Bob, G, Washington	1997-98
59	Sauer, Craig, LB, Minnesota	2000
97	Sawyer, Talance, DE, UNLV	1999-03
4	Saxon, Mike, P, San Diego St.	1994-95
78	Scardina, John, T, Lincoln	1987
89	Schenk, Ed, TE, Central Florida	1987
68	Schmidt, Roy, G, Long Beach St.	1971
54	Schmitz, Bob, LB, Montana	1966
65	Schnelker, Bob, TE, Bowling Green	1961
60	Schreiber, Adam, C, Texas	1990-93
35	Schuh, Jeff, LB, Minnesota	1986
41	Scott, Carey, CB, Kentucky St.	2002
90	Scott, Darrin, DE, Ohio St.	2004-07
58	Scott, Randy, LB, Alabama	1987
38	Scott, Todd, S, SW Louisiana	1991-94
13	Scribner, Buckley, P, Kansas	1987-89
60	Selesky, Ron, C, North Central	1987
34	Sendejo, Andrew, S, Rice	2011
57	Sendlein, Robin, LB, Texas	1981-84
61	Senser, Joe, TE, West Chester St.	1979-84
29	Sengawa, Wessava, CB, UCLA	2000-01
44	Sharockman, Ed, CB, Pittsburgh	1962-72
42	Sharper, Darren, S, William & Mary	2005-07
14	Shaw, George, QB, Oregon	1961
25	Shaw, Terrance, CB, S.F. Austin	2004
73	Shay, Jerry, DT, Purdue	1966-67
59	Sheppard, Ashley, LB, Clemson	1993-95
29	Sheppard, Lito, CB, Florida	2010
35	Sherels, Marcus, CB, Minnesota	2010-11
43	Sherman, Will, WR, St. Mary's	1961
81	Shiancoe, Vinanth, TE, Morgan St.	2007-11
77	Shields, Lebron, DE, Tennessee	1961
82/86	Shuler, Mickey, TE, Penn State	2010-11
50	Siemon, Jeff, LB, Stanford	1972-82
69	Simmus, Arnold, DT, Michigan	1967
75	Simpson, Howard, T, Auburn	1964
57	Sims, William, LB, SW Louisiana	1994
9	Sisson, Scott, K, Georgia Tech	1996
35	Slaton, Mark, S, South Dakota	1987
74	Smiley, Larry, DE, Texas So.	1973
30	Smith, Cedric, RB, Florida	1990
25	Smith, Daryl, CB, North Alabama	1989
24	Smith, Dwight, S, Akron	2006-07
95/92	Smith, Fernando, DE, Jackson St.	1994-97, 05
87	Smith, Gordon, TE, Missouri	1961-65
91	Smith, Greg, DT, Kansas	1984
91	Smith, Jim, RB, Elon	1987
90	Smith, Khreem, DE, Oklahoma St.	2006
79	Smith, Lyman, DT, Duke	1978
32	Smith, Onterio, RB, Oregon	2003-04
75	Smith, Raonnal, LB, Washington St.	2002-05
26/20	Smith, Robert, RB, Ohio St.	1993-00
74	Smith, Robert, DE, Grambling	1985
47	Smith, Rod, CB, Notre Dame	1996
74	Smith, Steve, DE, Michigan	1968-70
40	Smith, Wayne, CB, Purdue	1987
27/21	Smoot, Fred, CB, Mississippi St.	2005-06
16	Snead, Norm, QB, Wake Forest	1971
44	Snider, Matt, FB, Richmond	2001
69	Solomon, Ariel, G, Colorado	1996
54	Solomon, Jesse, LB, Florida St.	1986-89
31	Spencer, Willie, RB, no college	1976
44/45	Stackhouse, Charles, FB, Mississippi	2003
34	Starks, Tim, CB, Kent State	1987
82	Steele, Robert, WR, No. Alabama	1987
56	Stein, Bob, LB, Minnesota	1975
3	Stenerud, Jan, K, Montana St.	1984-85
74	Stensrud, Mike, DT, Iowa State	1986
73	Stepanek, Joe, DT, Minnesota	1987
95	Stephens, Mac, LB, Minnesota	1991



Orlando Thomas

73	Steussie, Todd, T, California	1994-00
28	Stewart, James, RB, Miami (Fla.)	1995
95	Stewart, Mark, LB, Washington	1983-84
27	Stills, Ken, S, Wisconsin	1990
82	Stonebreaker, Steve, LB/TE, Detroit	1962-63
94	Strauthers, Thomas, DE, Jackson St.	1989-91
73	Strickland, Fred, LB, Purdue	1993
77	Stringer, Corey, T, Ohio State	1995-00
55	Stuedell, Scott, LB, Illinois	1977-90
65	Sullivan, John, C, Notre Dame	2008-11
26	Sumner, Charlie, CB, Wm. & Mary	1961-62
64	Sunde, Milt, G, Minnesota	1964-74
69	Sutherland, Doug, DT, Superior St.	1971-81
72	Sutton, Archie, T, Illinois	1965-67
44	Sverchek, Paul, DT, Cal-Poly SLO	1984
52	Swain, Bill, LB, Oregon	1964
29	Swain, John, CB, Miami	1981-84
67	Swilley, Dennis, C, Texas A&M	1977-83; 85-87

TTT

38	Tahi, Naufahu, FB, BYU	2006-10
55	Talley, Darryl, LB, West Virginia	1996
44	Tapeh, Thomas, FB, Minnesota	2008
10	Tarkenton, Fran, QB, Georgia	1961-66; 72-78
28/83	Tate, Robert, CB/WR, Cincinnati	1997-01
33	Tatman, Pete, RB, Nebraska	1967
66	Tausch, Terry, G, Texas	1982-88
29	Taylor, Chester, RB, Toledo	2006-09
90	Taylor, Eric, DE, Memphis	2005
89	Taylor, Travis, WR, Florida	2005-06
37	Teal, Willie, CB, LSU	1980-86
67	Teeter, Mike, DT, Michigan	1991
46	Tennell, Derek, TE, UCLA	1992-93
27	Thibodeaux, Keith, CB, Northwestern St.	1997-01
35	Thomas, Andre, RB, Mississippi	1989
51	Thomas, Broderick, LB, Nebraska	1995
54/55/Thomas, Dontarrious, LB, Auburn	2004-08	
47	Thomas, Henry, DT, LSU	1987-94
92/93	Thomas, Orlando, S, SW Louisiana	1995-01
48	Thornton, John, DT, Cincinnati	1993
87/83	Tice, Mike, TE, Maryland	1992-93; 95
74	Tillemann, Mike, DT, Montana	1966
53	Tingelhoff, Mick, C, Nebraska	1962-78
51	Tobey, Dave, LB, Oregon	1966-67
29	Todman, Jordan, RB, Connecticut	2011
13	Toretta, Gino, QB, Miami	1993
33	Triplett, Mel, RB, Toledo	1961-62
32	Truelove, Tony, RB, Livingston	1987
89	Truitt, Olanda, WR, Mississippi St.	1993
98/95	Tuvalo, Esera, DT, Oregon St.	1992-96
38	Tucker, Bob, TE, Bloomsburg St.	1977-80
27	Turner, John, S, Miami	1978-83; 85-87
24	Turner, Maurice, RB, Utah St.	1984-85
61	Turner, Mike, T, Louisiana St.	1987

UUU

95	Udeze, Kenechi, DE, USC	2004-08
53	Ulmer, Artie, LB, Valdosta St.	1997

VVV

15	VanderKelen, Ron, QB, Wisconsin	1963-67
37	Vanhorse, Sean, CB, Howard	1996
25	Vargo, Larry, S, Detroit	1964-65
69	Vaughn, Ruben, DT, Colorado	1984
71	Vella, John, T, USC	1980
63	Vellone, Jim, G, USC	1966-70
83	Voigt, Stu, TE, Wisconsin	1970-80

WWW

88	Waddy, Bill, WR, Colorado	1984
19	Wade, Bobby, WR, Arizona	2007-08
3	Wagoner, Dan, S, Kansas	1984

54	Walters, Van, LB, Indiana	1992
39	Walden, Bobby, P, Georgia	1964-67
49	Walker, Adam, RB, Carthage	1987
22	Walker, Denard, CB, LSU	2003
41	Walker, Frank, CB, Tuskegee	2010
34	Walker, Herschel, RB, Georgia	1989-91
6	Walker, Jay, QB, Howard	1996-97
93	Walker, Jimmy, DT, Arkansas	1987
25	Wallace, Jackie, CB, Arizona	1973-74
81	Walsh, Chris, WR, Stanford	1994-02
82	Walters, Troy, WR, Stanford	2000-01
72	Ward, John, G/DT, Oklahoma St.	1970-75
59	Warwick, Lonnie, LB, Tenn. Tech	1965-72
20	Washington, Dwayne, CB, N.C. State	1994-97
84	Washington, Gene, WR, Michigan St.	1967-72
80	Washington, Harry, WR, Colorado St.	1978
96	Washington, Keith, DE, UNLV	1995
14	Webb, Joe, QB, Alabama-Birmingham	2010-11
68	Webster, Kevin, C, Northern Iowa	1987
32	Welborne, Tripp, S, Michigan	1992
66	Welech, Thomas, T, Vanderbilt	2010
15	Wells, Mike, QB, Illinois	1973-74
40	West, Charlie, S, UTEP	1968-73
35	West, Ronnie, WR, Pittsburgh St.	1992
92	Westbrooks, David, DE, Howard	1990
37	Wheeler, Leonard, CB, Troy St.	1997
72	Whitaker, Danta, TE, Miss. Valley St.	1992
27	Whitaker, Ronnyell, CB, Virginia Tech	2006-07
62	White, Brad, DT, Tennessee	1987
62	White, Ed, G, California	1969-77
72	White, James, DT, Oklahoma St.	1976-83
97	White, Jose, DT, Howard	1995
85	White, Sammy, WR, Grambling	1976-86
65	Whitten, Jason, C, SW Missouri St.	2006
85	Wiggins, Jermaine, TE, Georgia	2004-06
41	Wilcots, Solomon, S, Colorado	1991
94	Wiley, Chuck, DE, LSU	2002-04
82	Williams, A.D., WR, Pacific	1961
98	Williams, Ben, DE, Minnesota	1998
29	Williams, Brian, CB, North Carolina St.	2002-05
23	Williams, Jeff, RB, Oklahoma St.	1966
58	Williams, Jimmy, LB, Nebraska	1990-91
93	Williams, Kevin, DT, Oklahoma St.	2003-11
20	Williams, Madieu, S, Maryland	2008-10
21/20	Williams, Moe, RB, Kentucky	1996-00; 02-05
94	Williams, Pat, DT, Texas A&M	2005-10
25	Williams, Tank, S, Stanford	1997-07
94	Williams, Tony, DT, Memphis	2006-07
44	Williams, Walt, CB, Texas	1981-82
19/82	Williamson, Troy, WR, So. Carolina	2005-07
80	Willis, Leonard, WR, Ohio State	1976
59/54	Wilson, Antonio, LB, TX A&M-Comm.	2000-02
27	Wilson, Brett, RB, Illinois	1997
24	Wilson, David, S, California	1982
11	Wilson, Tom, RB, no college	1963
11	Wilson, Wade, QB, East Texas St.	1981-91
45	Wilson, Wayne, RB, Shepherd	1986
42/41-43	Winfield, Antoine, CB, Ohio St.	2004-11
36	Winfrey, Carl, LB, Wisconsin	1971
62	Winston, Roy, LB, LSU	1962-76
29	Wise, Phil, S, Nebraska-Omaha	1977-79
79	Wisne, Jerry, T, Notre Dame	2001
60	Withrow, Cory, C, Washington St.	1999-05
44	Wofford, James, RB, UNLV	2002
73	Wolfe, Craig, G, Syracuse	1990-91
33	Womack, Jeff, RB, Memphis St.	1987
52	Wong, Kailee, LB, Stanford	1998-01
5	Wood, Mike, P, Missouri State	1993
93	Worth, Barry, RB, Virginia	1993
25	Worthen, Shawn, DT, TCU	2001
59	Wright, Fearon, LB, Rhode Island	2001
22	Wright, Felix, S, Drake	1991-92
23	Wright, Jeff, S, Minnesota	1971-78
20	Wright, Kenny, CB, Northwestern St.	1999-01
43	Wright, Nate, CB, San Diego St.	1971-80
49	Wyns, Ellis, DT, Mississippi St.	2008
3	Wynn, Spergon, QB, SW Texas St.	2001

YYY

91	Yakovonis, Ray, DT, E. Stroudsburg	1980-83
73	Yary, Ron, T, USC	1968-81
50	Yates, Max, LB, Marshall	2003-04
34	Young, Albert, RB, Iowa	2009-10
34	Young, Jim, RB, Queens Ontario	1965-66
34	Young, Rickey, RB, Jackson St.	1978-83
72	Yousou, Frank, T, Minnesota	1961-62

ZZZ

51	Zaunbrecher, Godfrey, C, LSU	1971-73
65	Zimmerman, Gary, T, Oregon	1986-92

VIKINGS ALL-TIME GAMES PLAYED/STARTED

Player	Pos.	Years	Regular Season Games	
			Played	Started
Jim Marshall	DE	1961-79	270	270
Mick Tingelhoff	C	1962-78	240	240
Fred Cox	K	1963-77	210	0
Carl Eller	DE	1964-78	209	201
Scott Studwell	LB	1977-90	202	160
Ron Vary	T	1968-81	199	180
Grady Alderman	T	1961-74	194	178
Randall McDaniel	G	1988-99	190	188
Roy Winston	LB	1962-76	190	160
Tim Irwin	T	1981-93	188	181
Cris Carter	WR	1990-01	188	177
Jim Kleinsasser	TE	1999-11	181	130
Bill Brown	RB	1962-74	180	111
Steve Jordan	TE	1982-94	178	149
Fran Tarkenton	QB	1961-66, 72-78	177	171
John Randle	DT	1990-00	176	150
Paul Krause	S	1968-79	171	150
Carl Lee	CB	1983-93	169	144
Alan Page	DT	1967-78	163	160
Matt Blair	LB	1974-85	160	130
Bobby Bryant	CB	1968-80	160	128
Fred McNeill	LB	1974-85	157	121
Wally Hilgenberg	LB	1968-79	157	116
Jeff Siemsen	LB	1972-82	156	149
Chris Doleman	DE	1985-93, 99	154	142
David Dixon	G	1994-04	152	134
Mark Mullaney	DE	1975-87	151	97
Matt Birk	C	1998-08	146	123
Milt Sunde	G	1964-74	146	113
Mike Morris	LS	1991-99	144	0
Ed Sharrockman	CB	1961-72	141	126
Kevin Williams	DT	2003-11	140	140
Leo Lewis	WR	1981-91	140	50
Dennis Swilley	C	1977-83, 85-87	139	101
Steve Riley	T	1974-84	138	128
Joey Browner	S	1983-91	138	115
Gary Larsen	DT	1965-74	136	115
Doug Sutherland	DT	1971-80	136	90
Dave Osborn	RB	1965-75	135	69
Jake Reed	WR	1991-99, 01	134	83
Chris Walsh	WR	1994-02	134	4
Anthony Carter	WR	1985-93	133	126
Bryan McKinnie	T	2002-10	132	131
Karl Kasulke	S	1963-72	131	117
Stu Voigt	TE	1970-80	131	80
Greg Coleman	P	1978-87	130	0
Darrin Nelson	RB	1982-89, 91-92	129	67
Paul Dickson	DT	1961-70	128	83
Sammy White	WR	1976-86	127	117
Tommy Kramer	QB	1977-89	127	110
David Huffman	OL	1979-83, 85-90	127	22
Doug Martin	DE	1980-89	126	94
Nate Wright	CB	1971-80	126	89
Ed McDaniel	LB	1992-01	125	110
E.J. Henderson	LB	2003-11	125	105
Cullen Loeffler	LS	2004-11	123	0
Ed White	G	1969-77	122	95
Wes Hamilton	G	1976-85	119	93
Robert Griffith	S	1994-01	119	88
Henry Thomas	DT	1987-94	118	117
Tommy Hannon	S	1977-84	117	103
Mo Williams	RB	1996-00, 02-05	117	10
James White	DT	1976-83	116	77
Kirk Lowdermilk	C	1985-92	114	86
Randy Moss	WR	1998-04, 10	113	108
Todd Steussie	T	1994-00	111	111
Jim Hough	G	1978-86	111	78
Chris Kluge	P	2005-11	111	0
Gary Zimmerman	T	1986-92	108	108
Alfred Anderson	RB	1984-91	108	71
Everett Lindsay	OL	1993-98, 01-03	104	31
Antoine Winfield	CB	2004-11	103	100
Ted Brown	RB	1979-86	103	73
John Turner	DE	1978-83, 85, 87	103	70
Randy Holloway	DB	1978-84	103	31
Jeff Christy	C	1993-99	101	92
Hassan Jones	WR	1986-92	100	55
Harold Morrow	RB	1996-02	99	2
Ahmad Rashad	WR	1976-82	98	95
Orlando Thomas	S	1995-01	98	87
Robert Smith	RB	1993-00	98	72
Charles Goodrum	G	1973-79	97	74
Ryan Longwell	K	2006-11	96	0
Brent McClanahan	RB	1973-80	95	20
Chuck Foreman	RB	1973-79	94	84
Korey Stringer	T	1995-00	93	91
Chris Liwianski	G	1998-05	93	74
Pat Williams	DT	2005-10	93	93
Larry Bowie	G	1962-68	92	81
Lonnie Warwick	LB	1965-72	91	84

VIKINGS ALL-TIME GAMES STARTED BY ROOKIES

Player	Pos.	Year	Acquired	Starts
Gary Zimmerman	T	1986	FA (USFL)	16
Todd Steussie	T	1994	D1a (19)	16
DeWayne Washington	CB	1994	D1a (18)	16
Kevin Williams	DE	2003	D1 (9)	16
Anthony Carter	WR	1985	FA (USFL)	15
Randall McDaniel	G	1988	D1 (19)	15
Korey Stringer	T	1995	D1b (24)	15
Kenechi Udezue	DE	2004	D1 (20)	15
Phil Loadholt	T	2009	D2 (54)	15
Mick Tingelhoff	C	1962	FA	14
Paul Flatley	WR	1963	D4 (44)	14
Carl Eller	DE	1964	D1 (6)	14
Sammy White	WR	1976	D2 (54)	14
Alfred Anderson	RB	1984	D3 (67)	14
Tim Newton	DT	1985	D6 (164)	14
Jackie Wallace	CB	1973	D2 (34)	13
Chris Doleman	LB	1985	D1b (4)	13
Chris Hovan	DT	2000	D1 (26)	13
Michael Bennett	RB	2001	D1 (27)	13
Henry Thomas	DT	1987	D3 (72)	12
Everett Lindsay	OL	1993	D5 (133)	12
Andrew Jordan	DE	1994	D6 (179)	12
Derrick Alexander	TE	1995	D1a (11)	12
Kenny Wright	CB	1999	D4a (120)	12
Rip Hawkins	LB	1961	D2 (15)	11
Joe Kapp	QB	1967	FA (CFL)	11
Alan Page	DT	1967	D1c (15)	11
Frank Myers	T	1978	FA	11
Orlando Thomas	S	1995	D2a (42)	11
Randy Moss	WR	1998	D1 (21)	11
Eric Kelly	CB	2001	D3 (69)	11
Nick Rogers	LB	2002	D6 (177)	11
Chuck Foreman	RB	1973	D1 (12)	10
Corey Fuller	CB	1995	D2b (55)	10
Christian Ponder	QB	2011	D1 (12)	10
Doug Davis	T	1966	D5a (72)	9
Ted Brown	RB	1979	D1 (16)	9
Brent Boyd	G	1980	D3 (68)	9
Nate Burleson	WR	2003	D3 (71)	9
Erasmus James	DE	2005	D1 (18)	9
Adrian Peterson	RB	2007	D1 (7)	9
Marcus McCauley	CB	2007	D3 (72)	9
Fran Tarkenton	QB	1961	D3 (29)	8
Chuck Lamson	S	1962	D4 (43)	8
Lee Calland	CB	1963	FA	8
Hal Bedsole	TE	1964	D2 (19)	8
Jeff Siemsen	LB	1972	D1 (10)	8
Wymon Henderson	CB	1987	FA	8
Marcus Johnson	T	2005	D2 (49)	8
Kyle Rudolph	WR	2011	D2 (43)	8
Ray Poage	TE	1963	D3 (31)	7
Bryant McKinnie	T	2002	D1 (7)	7
Brian Williams	CB	2002	D4a (105)	7
Nat Dorsey	T	2004	D4a (115)	7
Spencer Johnson	DT	2004	FA	7
Cedric Griffin	CB	2006	D2a (48)	7
Tyrell Johnson	S	2008	D2	7
Percy Harvin	WR	2009	D1 (22)	7
Gordon Smith	TE	1961	FA	6
Jim Vellone	G	1966	FA	6
Ed Marinaro	RB	1972	D2 (50)	6
Matt Blair	LB	1974	D2b (51)	6
Hassan Jones	WR	1986	D5 (120)	6
Brad Edwards	S	1988	D2 (54)	6
Hunter Goodwin	TE	1996	D4 (97)	6
Jim Kleinsasser	FB	1999	D2 (44)	6
Tyrone Carter	S	2000	D4b (118)	6
Willie Offord	S	2002	D3 (70)	6
Karl Kasulke	S	1963	FA	5
Keith Millard	DT	1984	D1 (13)	5
Dontarrious Thomas	LB	2004	D2 (48)	5
Brian Robison	DE	2007	D4 (102)	5
Chris DeGeare	G	2010	D5a (161)	5
Chris Cook	CB	2010	D2a (34)	5
Mistral Raymond	S	2011	D6b (170)	5

BOLD denotes players currently on the roster

VIKINGS ALL-TIME DRAFTS

1961 (Drafted 1st)

- 1. TOMMY MASON** (1st overall), RB, Tulane
- 2. RIP HAWKINS** (15), LB, North Carolina
- 3. FRAN TARKENTON** (29), QB, Georgia
- 4. CHUCK LAMSON** (43), DB, Wyoming
- 5. ED SHAROCKMAN** (57), DB, Pittsburgh
6. GERALD BURCH (71), WR, Georgia
7. ALLEN FERRIE (85), WR, Wagner
8. PAUL LINDQUIST (93), T, New Hampshire
9. DAN SHEEHAN (113), T, Tenn.-Chattanooga
- 10. DOUG MAYERBY** (127), RB, Utah
11. JERRY MAYES (141), T, SMU
- 12. STEVE STONEBREAKER** (155), LB, Detroit
- 13. RAYMOND HAYES** (169), RB, Cent. Oklahoma
- 14. KEN PETERSON** (183), T, Utah
- 15. MIKE MERCER** (197), K, Arizona State
16. TED KARPOWICZ (211), RB, Detroit
17. WILLIE JONES (225), RB, Purdue
18. BOB VOIGHT (239), T, Los Angeles State
19. BILL HILL (253), RB, Presbyterian
20. MIKE McFARLAND (267), QB, Western Illinois

1962 (Drafted 2nd)

1. NO CHOICE, traded to New York for George Shaw.
2. NO CHOICE, traded along with 11th rounder, to Cleveland for Jim Prestel, Jim Marshall, Dick Grecni, Jamie Calab, Billy Gault and Paul Dickson.
3. BILL MILLER (30), WR, Miami
- 4. ROY WINSTON** (45), LB, LSU
5. NO CHOICE, traded to New York for Mel Triplett, Bob Schnelker, and B. Schmidt.
- 6. LARRY BOWIE** (73), G, Purdue
7. NO CHOICE, traded to Philadelphia in Jerry Reichow trade.
8. PAUL WHITE (101), RB, Buffalo
9. MARSHALL SHIRK (114), T, UCLA
10. NO CHOICE, traded to Cleveland for Bob Denton.
11. NO CHOICE, traded to Cleveland along with 2nd rounder in 1962.
12. GARY FALLON (157), RB, Syracuse
13. ROGER VAN CLEEF (170), T, SW Oklahoma
- 14. PAT RUSS** (185), T, Purdue
- 15. LARRY GULLFORD** (198), RB, Pacific
16. JOHN CONTOLUIS (213), T, Connecticut
17. DON STALEY (226), WR, Wisconsin
18. JUNIOR HAMTHOUGHT (241), T, Kentucky
19. TOMMY MINTER (254), RB, Baylor
20. TERRY CAGAANEN (269), RB, Utah State

1963 (Drafted 3rd)

1. JIM DUNAWAY (3), DT, Mississippi State
2. BOBBY BELL (16), LB, Minnesota
- 3. RAY POAGE** (31), WR, Texas
- 4. PAUL FLATLEY** (44), WR, Northwestern
5. GARY KALTENBACH (59), G, Pittsburgh
6. NO CHOICE, traded to Cleveland for T. Frankhauser, F. Coy, C. Ferguson and E. Linden.
7. NO CHOICE, traded to New York for Jim Leo.
8. JIM O'MAHONEY (100), LB, Miami
9. BOB HOOPER (115), RB, Florida
- 10. TERRY KOSENS** (128), RB, Hofstra
- 11. JOHN CAMPBELL** (143), LB, Minnesota
12. JOHN SKLOPAN (155), RB, Southern Miss.
- 13. DAVE O'BRIEN** (171), G, Boston College
14. RALPH FERRIS (184), RB, So. Conn. St.
15. JOHN MURIO (199), WR, Whitworth
16. REX MIRICH (212), T, Arizona, St.-Flagstaff
17. TOM MUNSEY (227), RB, Concordia
18. TOM MCINTYRE (240), T, St. John's
19. FRANK HORVATH (255), RB, Youngstown
20. MAILON KENT (268), QB, Auburn

1964 (Drafted 6th)

- 1. CARL ELLER** (6), DE, Minnesota
- 2. HAL BEDSOLE** (19), TE, USC
- 3. GEORGE ROSE** (34), DB, Auburn
- (A) NO CHOICE, traded to Chicago for Bill Brown.
- (B) TOM KEATING (53), T, Michigan, from N.Y. Giants as part of Hugh McElhenry trade.
- 5. JOHN KIRBY** (62), LB, Nebraska
- 6. BOB LACEY** (75), WR, North Carolina
7. WES BRYANT (90), T, Arkansas
- 8. BILL McWATTERS** (103), RB, North Texas St.
- 9. DARRELL LESTER** (118), RB, McNeese
10. NO CHOICE, traded to L.A. Rams for Tom Wilson.
11. H.O. ESTES (146), G, East Central Okla.
12. WALTER SANDS (159), WR, Texas
13. RUSS VOLLMEYER (174), RB, Memphis St.
- 14. TOM MICHEL** (187), RB, East Carolina
15. MONTE KIFFIN (202), T, Nebraska
16. CARLTON GATES (215), DE, Florida A&M
17. JERRY McCLURG (230), DE, Colorado
18. CARL ROBINSON (243), DT, Prairie View

19. DICK SCHOTT (258), DE, Louisville
- 20. MILT SUNDE** (271), G, Minnesota

1965 (Drafted 8th)

1. JACK SNOW (8), WR, Notre Dame
- 1. (A) ARCHIE SUTTON** (15), T, Illinois, from N.Y. Giants as part of the Hugh McElhenry trade.
- 2. (B) LANCE RENTZEL** (23), RB, Oklahoma
3. NO CHOICE, traded to Pittsburgh for Bob Ferguson.
- (A) JIM WHALEN (51), WR, Boston Coll.
- (B) JIM HARRIS (55), DT, Utah State, from Cleveland for Mike Bundra.
5. NO CHOICE, traded to Detroit for Tom Hall and Bruce Zellmer.
6. JIM GRISHAM (79), RB, Oklahoma
7. NO CHOICE, traded to Detroit for Mike Bundra and Larry Vargo.
- (A) JOHN HANKINSON (100), QB, Minnesota, from San Francisco for Roy Williams.
- 8. (B) JEFF JORDAN** (107), DB, Tulsa
9. FRANK McLENDON (120), DT, Alabama
10. JERRY SCHWEIGER (135), T, Superior St.
11. JOHN THOMAS (148), WR, USC
- 12. MIKE TILLEMAN** (163), DT, Montana
- 13. DAVE OSBORN** (176), RB, North Dakota
14. MAX LEETZOW (191), DE, Idaho
15. PHIL MORGAN (204), RB, East Tenn.
16. PAUL LABINSKI (219), DT, St. John's
17. VERAN SMITH (232), LB, Utah State
18. RICHARD KOTITE (247), WR, Wagianer
19. ELLIS JOHNSON (260), RB, SE Louisiana
20. COSMO IACAVAZZI (275), RB, Princeton

1966 (Drafted 7th)

- 1. JERRY SHAY** (7), DT, Purdue
- 2. JIM LINDSEY** (27), RB, Arkansas
- 3. DON HANSEN** (42), LB, Illinois
4. RON ACKS (57), DB, Illinois
- 5. (A) DOUG DAVIS** (72), T, Kentucky
5. (B) BOB HALL (76), DB, Brown, from Chicago for Palmer Pyle.
- (A) WIEBER AYLOR (83), T, S.W. Texas St., from N.Y. Giants for Bill Swain.
- (B) NO CHOICE, traded to Detroit for Mike Bundra and Larry Vargo.
8. BOB MEERS (106), WR, Massachusetts
9. NO CHOICE, traded to Baltimore for the rights to Larry Kramer.
9. RON GREEN (134), WR, North Dakota
10. NO CHOICE, traded to Detroit for Gary Lowe.
11. STAN QUINTANA (162), DB, New Mexico
12. BOB PETRELLA (181), DB, Tennessee
13. LARRY MARTIN (195), T, San Diego St.
14. HOWARD TWILLEY (209), WR, Tulsa
15. HUGH WRIGHT (223), RB, Adams State
16. JIM WILLIAMS (237), DB, Arkansas
17. MONROE BEARD (256), WR, Virginia Union
18. DALE GRECO (270), T, Illinois
19. JESSE STOKES (284), DB, Corpus Christi
20. NO CHOICE, traded to Philadelphia for Billy Ray Barnes.

1967 (Drafted Alternately 8th and 7th)

- 1. (A) CLINTON JONES** (2), RB, Michigan State, from NY Giants as part of the Tarkenton trade.
- 1. (B) GENE WASHINGTON** (8), WR, Michigan State
- 1. (C) ALAN PACE** (15), DT, Notre Dame, Choice from L.A. Rams for Hal Bedsole, Tommy Mason and 2nd round draft choice in 1967.
- 2. BOB GRIM** (28), WR, Oregon State. Choice from N.Y. Giants.
2. NO CHOICE, traded to LA Rams.
- 3. EARL DENNY** (61), RB, Missouri
- 4. ALVIN COLEMAN** (8), WR, Tenn. Ag
5. KEN LAST (115), WR, Minnesota
6. NO CHOICE, traded to Pittsburgh for Phil King.
- 7. BOBBY BRYANT** (167), DB, South Carolina
8. NO CHOICE, traded to Pittsburgh for Dave Tobey.
- 8. JOHN BEASLEY** (197), TE, California, Choice from Washington.
9. BILL MORRIS (219), G, Holy Cross
- 10. PETE TATMAN** (244), RB, Nebraska
11. BOB TRYGSTAD (271), DT, Washington St.
12. FRED CREMER (296), DT, St. John's
13. CHARLES HARDT (323), DB, Tulsa
- 14. JIM HARGROVE** (348), LB, Howard Payne
15. JAMES SHEA (375), DB, E. New Mexico
16. GENE BEARD (400), DB, Virginia Union
17. DICK WAGONER (427), DB, Bowling Green

1968 (Drafted 6th)

- 1. (A) RON RARY** (1), T, USC, Choice from N.Y. Giants as part of Tarkenton trade.
- (B) NO CHOICE, traded to New Orleans for Gary Cuzzo.
- 2. CHARLIE WEST** (33), DB, Texas-El Paso
- (A) NO CHOICE, traded to Pittsburgh for Brady Keys.
- 3. (B) MIKE McGILL** (76), LB, Notre Dame. Choice from Dallas for Lance Rentzel.
4. MIKE FREEMAN (89), DB, Fresno State
5. NO CHOICE, traded to Washington for Bob Breitenstein.
- 6. BOB GOODRIDGE** (144), WR, Vanderbilt
- 7. (A) OSCAR REED** (167), RB, Colorado State. Choice from Atlanta for Ron VanderKelen.
- (B) LENNY SNOW (171), RB, Georgia Tech
8. HANK IRBANOWICZ (198), DT, Miami
9. MIKE DONOHUE (225), TE, San Francisco
10. TOM SAKAL (250), DB, Minnesota
11. BILL HAAS (279), WR, Omaha
12. HOWIE SMALL (308), C, Rhode Island
13. DICK WHERRY (333), WR, Arkansas
14. DON EVANS (360), T, Northwestern A&M
15. JIM HAYNIE (387), QB, West Chester St.
16. LARRY KUCHARICH (414), DB, Boston Coll.
- (A) BOB LEE (441), QB, Pacific
- (B) BILL HULL (445), G, Tennessee Tech, Choice from Detroit.

1969 (Drafted 17th)

1. NO CHOICE, traded to New Orleans for Gary Cuzzo.
- 1. (A) ED WHITE** (39), G, California. Choice from N.Y. Giants as a part of Tarkenton trade.
- (B) VOLLY MURPHY (43), WR, UTEP
3. NO CHOICE, traded to Philadelphia for Phil King.
4. MIKE McCAFFREY (95), LB, California
- (A) JIM BARNES (106), G, Arkansas. Choice from Atlanta for Ron VanderKelen.
- (B) MIKE O'SHEA (112), WR, Utah State. Choice from Pittsburgh for Bobby Walden.
- (C) JORJAN DAVIS (121), RB, Kansas St.
6. MARION BATES (148), DB, Tex. Southern
7. NO CHOICE, traded to Washington along with Marlin McKeever for Paul Krause.
- HARRISON WOOD (199), WR, Washington
9. TOM FINK (225), G, Minnesota
10. TOM McCAULEY (253), WR, Wisconsin
11. BRIAN DOWLING (277), QB, Yale
- 12. NOEL JENKE** (303), LB, Minnesota
13. JIM MOYLAN (329), DT, Texas Tech
14. TOMMY HEAD (355), C, S.W. Texas St.
15. EUGENE MOSLEY (381), TE, Jackson St.
16. NO CHOICE, traded to Detroit for 17th choice in 1968.
17. WENDELL HOUSLEY (433), DB, Texas A&M

1970 (Drafted 25th)

- 1. JOHN WARD** (25), T, Oklahoma State
- 2. BILL CAMPBELL** (51), QB, Florida St.
3. CHUCK BURGON (77), LB, North Park
4. NO CHOICE, traded to New Orleans for Kent Kramer.
5. GREG JONES (129), RB, UCLA
6. NO CHOICE, traded to Pittsburgh for Tony Jeter.
- 7. HAP FABER** (181), LB, Mississippi
8. MIKE CARROLL (206), G, Missouri
9. GEORGE MORROW (233), DE, Mississippi
- 10. STU VOIGT** (260), TE, Wisconsin
- 11. GODFREY ZAUNBRECHER** (286), C, LSU
12. JAMES HOLLAND (311), DB, Jackson St.
13. ROBERT PEARCE (337), DB, S.F. Austin
14. TOM SPINKS (363), WR, Louisiana Tech
15. BENNIE FRANCIS (388), DE, Chadron
16. BRUCE CERONE (417), WR, Emporia St.
17. BRIAN HEALY (441), DB, Michigan

1971 (Drafted 24th)

- 1. LEO HAYDEN** (24), RB, Ohio State
2. NO CHOICE, traded to Philadelphia as part of Norm Snead trade.
3. EDDIE HACKETT (76), WR, Alcorn AGM
4. VINCE CLEMENTS (102), RB, Connecticut
5. NO CHOICE, Choice traded to Pittsburgh for Kent Nix.
6. NO CHOICE, traded to Philadelphia for Norm Snead.
7. GENE MACK (180), LB, Texas-El Paso
8. JOHN FARLEY (208), DE, J.C. Smith
9. TIM SULLIVAN (232), RB, Iowa
10. CHRIS MORRIS (258), G, Indiana
11. MIKE WALKER (284), LB, Tulane

- REGGIE HOLMES (310), DB, Stout State
- BENNY FRY (336), C, Houston
- JIM GALLAGHER (362), LB, Yale
- JEFF WRIGHT (388), DB, Minnesota
- GREG EDMONDS (413), WR, Penn State
- KEN DUNCAN (439), P, Tulsa

1972 (Drafted 24th)

- (A) **JEFF SIEMON** (10), LB, Stanford. Choice from New England for Joe Kapp.
- (B) NO CHOICE, traded to NY Giants as a part of Tarkenton trade.
- ED MARINARO** (50), RB, Cornell
- (A) **BART BUTOW** (59), T, Minnesota. Choice from Green Bay for the rights to Z. Bratkowski.
- (B) NO CHOICE, traded to Philadelphia as part of the Norm Snead trade.
- NO CHOICE, traded to Denver for Al Denson.
- NO CHOICE, traded to LA Rams for Ted Provost.
- AMOS MARTIN** (54), LB, Louisville
- BILL SLATER (81), DE, Western Michigan
- CALVIN DEMERY** (206), WR, Arizona St.
- CHARLES GOODRUM** (232), C, Florida A&M
- WILLIE ALDRIDGE (258), RB, South Carolina St.
- WILLIE McKELTON (284), DB, Southern
- BOB BANAGY (310), DB, Montana St.
- FRANKLIN ROBERTS (336), RB, Alcorn A&M
- MARV OWENS (361), RB, San Diego St.
- MIKE SIVERT (388), G, East Tennessee St.
- NEIL GRAFF (414), QB, Wisconsin
- DICK SCHMALZ (440), WR, Auburn

1973 (Drafted Alternately 12th, 13th, 14th)

- CHUCK FOREMAN** (72), RB, Miami
- (A) **JACKIE WALLACE** (82), RB, Arizona, Choice from St. Louis in John Gilliam for Gary Cuzzo trade.
- (B) NO CHOICE, traded to NY Giants as a part of Tarkenton trade.
- JIM LASH** (65), WR, Northwestern
- (A) **MIKE WELLS** (80), QB, Illinois, Choice from Philadelphia in Bill Cappelman trade.
- (B) NO CHOICE, traded to Kansas City for Mike Eischeid.
- BRENT McCLANAHAN** (118), RB, Arizona St.
- (A) **DOUG KINGSRITER** (139), TE, Minnesota, Choice from New Orleans along with 1974 4th choice for Bob Brown.
- (B) FRED ABBOTT (143), LB, Florida
- JOSH BROWN (168), RB, S.W. Texas St.
- CRAIG DARLING (196), T, Iowa
- LARRY DIBBLES (221), DE, New Mexico
- (A) RANDY LEE (236), P, Tulane, Choice from Philadelphia for Bill Cody.
- (B) DAVE MASON (246), DB, Nebraska
- GEARY MURDOCK (274), T, Iowa State
- ALAN SPENCER (299), WR, Pittsburg St.
- RON JUST (324), G, Minot State
- EDDIE BISHOP (352), DB, Southern
- TONY CHANDLER (377), RB, Missouri Valley
- LARRY SMILEY (402), DE, Texas Southern
- DAVE WINFIELD (429), TE, Minnesota

1974 (Drafted 25th)

- (A) **FRED McNEILL** (17), LB, UCLA, Choice from Atlanta along with Bob Lee and Lonnie Warwick.
- (B) **STEVE RILEY** (25), T, USC
- (A) **JOHN HOLLAND** (29), WR, Tennessee State. Choice from San Diego along with 3rd choice for C. Jones and C. Gersbach.
- (B) **MATT BLAIR** (51), LB, Iowa State
- (A) **STEVE CRAIG** (64), TE, Northwestern. Choice from San Diego.
- (B) **SCOTT ANDERSON** (77), C, Missouri
- (A) MIKE TOWNSEND (86), DB, Notre Dame, Choice from New Orleans as part of Bob Brown trade.
- (B) NO CHOICE, traded to Cincinnati for Steve Lawson.
- (A) JAMES FERGUSON (20), DB, Stanford, Choice from Denver along with Rod Sherman for Gene Washington.
- (B) NO CHOICE, Choice from Los Angeles for Charles Stukes. Choice traded to Philadelphia for Ron Porter.
- (C) Choice traded to Baltimore for Charles Stukes in 1973.
- MARK KELLAR** (155), RB, No. Illinois
- FRED TABRON (181), RB, S.W. Missouri
- BERL SIMMONS (207), K, TCU
- SAM McCULLUM** (232), WR, Montana St.
- BARRY REED (259), RB, Peru State
- DAVID BOONE** (285), DE, E. Michigan

- RANDY POLT** (311), DB, Stanford
- GARY KELLER (337), DT, Utah
- ALAN DIXON (363), RB, Harding
- KURT WACHTLER (389), DT, St. John's
- JOHN GOEBEL (415), RB, St. Thomas
- EARL GARRETT (441), DB, Boston State

1975 (Drafted 25th)

- MARK MULLANEY** (25), DE, Colorado St.
- ART RILEY (52), DT, USC
- NO CHOICE, traded to New Orleans for Andy Maurer
- (A) HAROLD HENSON (89), RB, Ohio St. Choice from Detroit for Charlie West.
- (B) BRUCE ADAMS (103), WR, Kansas
- ROBERT MILLER** (129), RB, Kansas
- BUBBA BROUSSARD (155), LB, Houston
- HENRY GREENE (181), RB, Southern
- JOE HOLLIMON (207), DB, Arkansas St.
- JOHN PASSANANTI (233), G, W. Illinois
- NEIL CLABO** (258), P, Tennessee
- MIKE SPENCER (285), RB, Utah
- AUTRY BEAMAN** (311), DE, East Texas St.
- MIKE HURD (336), WR, Michigan State
- MIKE STRICKLAND (363), RB, E. Michigan
- OLLIE BAKKEN (388), LB, Minnesota
- TOM COEJEN (414), K, Iowa State
- ADOLPH BELLIZIARE (441), RB, Penn St.

1976 (Drafted Alternately 25th and 26th)

- JAMES WHITE** (25), DT, Oklahoma State
- SAMMY WHITE** (54), WR, Grambling
- WES HAMILTON** (65), G, Tulsa
- LEONARD WILLIS** (113), WR, Ohio State
- (A) STEVE WAGNER (168), DB, Wisconsin, Choice from Atlanta for Oscar Reed.
- (B) KEITH BARNETTE (150), RB, Boston Coll.
- TERRY EGERDAHL (180), WR/DB, Minnesota-Duluth
- LARRY BRUNE** (206), DB, Rice
- NO CHOICE, traded to New England along with 6th choice in 1977 for Doug Dumler.
- ISAAC HAGINS (262), WR/RS, Southern
- BILL SALMON (289), QB, Northern Iowa
- STEVE KRACHER (318), RB, Montana St.
- ROBERT SPARKS (345), DB, San Francisco St.
- GARY PAULSON (372), DE, Colorado St.
- JEFF STAPLETON (401), T, Purdue
- RON GROCE** (428), RB, Macalester
- RANDY HICKEL (457), DB, Montana St.
- DICK LUKOWSKI (484), DT, West Virginia

1977 (Drafted 27th)

- TOMMY KRAMER** (27), QB, Rice
- DENNIS SWILEY** (55), G, Texas A&M
- TONY HANNON** (83), S, Michigan State
- NO CHOICE, traded to Seattle along with Bob Lurtsma for Ahmad Rashad.
- KEN MOORE (138), TE, Northern Illinois
- NO CHOICE, traded to New England for Doug Dumler.
- NO CHOICE, traded to Cincinnati for Orlando Nelson.
- CLINT STROZIER (222), S, USC
- SCOTT STUDWELL** (250), LB, Illinois
- DAN BEAVER (278), K, Illinois
- KEITH HERTWIG (306), WR, Arizona
- JIM KELLEHER (335), RB, Colorado

1978 (Drafted Alternately 21st, 20th, 24th, 23rd, 22nd)

- RANDY HOLLOWAY** (21), DE, Pittsburgh
- JOHN TURNER** (48), CB, Miami
- WHIP WATSON (75), LB, San Diego St.
- JIM HOUGH** (100), C, Utah State
- NO CHOICE, traded to the NY Giants for Bob Tucker.
- NO CHOICE, traded to San Francisco for Nate Allen.
- NO CHOICE, traded to Philadelphia for Bill Bradley.
- MIKE WOOD** (204), K, S.E. Missouri, Choice from Seattle for Amos Martin and Atry Beam.
- NO CHOICE, traded to NY Jets for Phil Wise in 1977.
- MIKE DEUTSCH (240), P, Colorado St.
- HUGHIE SHAW (272), RB, Texas A&I
- RON HARRIS (299), RB, Colorado St.
- JEFF MORROW (326), T, Minnesota

1979 (Drafted Alternately 16th and 17th)

- TED BROWN** (16), RB, North Carolina St.
- DAVE HUFFMAN** (43), C, Notre Dame
- Forfeited

- STEVE DILS** (97), QB, Stanford
- JERRY METER (129), LB, Michigan
- JOE SENSER** (152), TE, West Chester St.
- BOB WINKEL (181), DT, Kentucky
- NO CHOICE, traded to Baltimore for Frank Myers.
- BILLY DIGGS (236), WR, Winston-Salem
- NO CHOICE, traded to NY Jets for Phil Wise.
- BRIAN NELSON (291), WR, Texas Tech
- DAVID STEPHENS (317), LB, Kentucky

1980 (Drafted Alternately 9th, 10th, 11th)

- DOUG MARTIN** (9), DT, Washington
- (A) **WILLIE TEAL** (30), CB, LSU, Choice from San Francisco for 2nd and 3rd choice in 1980.
- (B) NO CHOICE, traded to San Francisco for 2nd round in 1980.
- (A) NO CHOICE, traded to San Francisco for 2nd round in 1980.
- (B) **BRENT BOVD** (68), G/C, UCLA, Choice from New Orleans in Steve Riley trade.
- DENNIS JOHNSON** (92), LB, USC
- (A) **DOUG PASCHAL** (121), RB, North Carolina
- (B) PAUL JONES (122), RB, California, from New Orleans in Steve Riley trade.
- RAY YAKOVINIS** (148), DE, East Stroudsburg St.
- HENRY JOHNSON** (174), DE, Trucksburg
- NO CHOICE, traded along with Carl Eller to Seattle for Steve Niehaus.
- DENNIS MOSLEY (232), RB/WR, Iowa
- KEN BROWN (258), WR/RS, Nebraska
- SAM HARRELL** (288), RB, East Carolina
- THOMAS LANE (315), S, Florida A&M

1981 (Drafted Alternately 16th, 17th, 16th)

- NO CHOICE, traded to Baltimore for two 2nd and a 5th round choice in 1981.
- (A) **MARDY MCDOLE** (93), WR, Mississippi, Choice from Baltimore for 1st choice in 1981.
- (B) **JOBIN SENDLEIN** (45), LB, Texas
- (C) **ARVIS REDWINE** (52), RB, Nebraska, Choice from Baltimore.
- NO CHOICE, traded to New Orleans in Steve Riley trade.
- TIM IRWIN** (74), T, Tennessee, Choice from New England for Chuck Foreman.
- JOHN SWAIN** (101), DB, Miami (Fla.)
- WENDELL RAY (123), DE, Missouri, Choice from Baltimore.
- NO CHOICE, traded to New Orleans in Steve Riley trade.
- NO CHOICE, traded to Miami for Jim Langer.
- DON SHAYER (184), RB, Kutztown St.
- WADE WILSON** (210), QB/P, East Texas St.
- NO CHOICE, traded to Seattle for Nick Bebout.
- JAMES MURPHY (266), WR, Utah State
- WILLIAM STEPHANOS** (293), T, Boston Coll.
- BRIAN WILLIAMS (320), TE, Southern

1982 (Drafted Alternately 7th, 11th, 10th, 9th, 8th, 7th)

- DARRIN NELSON** (7), RB, Stanford
- TARYS TAUSSCH** (39), T, Texas
- NO CHOICE, traded to New Orleans for Tony Galbreath.
- JIM FAHNHORST (92), LB, Minnesota
- NO CHOICE, traded to Miami for Langer.
- GREG STORR (147), LB, Boston College
- STEVE JORDAN** (179), TE, Brown
- KIRK HARMON (206), LB, Pacific
- BRYAN HOWARD** (233), S, Tennessee St.
- GERALD LUCEAR (260), WR, Temple
- CURTIS ROUSE** (286), G, Chattanooga
- HOBSON MILNER (318), RB, Cincinnati

1983 (Drafted Alternately 19th, 18th, 17th, 16th, 15th)

- JOEY BROWNER** (19), DB, USC
- NO CHOICE, traded to Philadelphia for Charlie Johnson.
- WALKER LEE ASHLEY** (73), LB, Penn St.
- MARK RUSH (100), RB, Miami (Fla.)
- MARK STEWART** (127), LB, Washington
- MIKE JONES** (159), WR, Tennessee St.
- CARL LEE** (186), DB, Marshall
- NORRIS BROWN** (213), TE, Georgia
- ROD ACHTER (239), WR, Toledo
- NO CHOICE, traded to NY Jets for Phil Wise in 1977.
- MIKE DEUTSCH (240), P, Colorado St.
- HUGHIE SHAW (272), RB, Texas A&I
- RON HARRIS (299), RB, Colorado St.
- JEFF MORROW (326), T, Minnesota

1984 (Drafted Alternately 13th, 12th, 11th, 15th, 14th)

- KEITH MILLARD** (13), DE, Washington St.
- NO CHOICE, traded to Houston for Archie Manning.
- ALFRED ANDERSON** (67), RB, Baylor

4. NO CHOICE, traded to Houston for Dave Casper.
5. NO CHOICE, traded to LA Raiders for 5th, 7th, and 11th choices in 1984.
5. **ALLEN RICE** (140), RB, Baylor, Choice from L.A. Rams.
6. **DWIGHT COLLINS** (154), WR, Pittsburgh
7. **(A) JOHN HAINES** (180), DT, Texas
7. **(B) LLOYD LEWIS** (196), G, Texas A & I, Choice from L.A. Raiders.
8. **PAUL SVERICHEK** (208), DT, Cal Poly-SLO
9. **KEITH KIDD** (235), WR, Arkansas
10. **JAMES SPENCER** (268), LB, Oklahoma State
11. **(A) EDGAR PICKETT** (295), LB, Clemson
11. **(B) LAWRENCE THOMPSON** (308), WR, Miami (Fla.), Choice from LA Raiders.
12. **MIKE A. JONES** (321), RB, No. Carolina A&T

1985 (Drafted Alternately 2nd, 3rd)

1. (A) NO CHOICE, traded to Atlanta for 1st and 3rd choice in 1985.
1. **(B) CHRIS DOLEMAN** (4), LB, Pittsburgh. Choice from Atlanta.
2. **ISIAH HOLY** (30), CB, Alcorn St.
3. **(A) KIRK LUDWERMILK** (59), C, Ohio St.
3. **(B) TIM MEAMBER** (60), LB, Washington. Choice from Atlanta.
3. **(C) TIM LONG** (66), T, Memphis State. Choice from San Diego for John Turner.
4. **(A) GEORGE "Buster" RHYMES** (85), WR, Oklahoma
4. **(B) KYLE MORRELL** (106), S, BYU, Choice from LA Rams for Steve Ollis.
5. **MARK MACDONALD** (115), G, Boston Coll.
6. **(A) STEVE BONO** (142), QB, UCLA
6. **(B) TIM NEWTON** (164), NT, Florida. Choice from L.A. Raiders for Brad Van Pelt.
7. NO CHOICE, traded to Green Bay for Jan Stenerud.
8. **NIKITA BLAIR** (198), LB, Texas El Paso
9. **JAIME COVINGTON** (227), RB, Syracuse
10. **JUAN JOHNSON** (254), WR, Langston
11. **TIM WILLIAMS** (283), DB, North Carolina A&T
12. **BYRON JONES** (310), DT, Tulsa

1986 (Drafted Alternately 9th, 8th, 7th, 11th, 10th)

1. **(A) GERALD ROBINSON** (14), DE, Auburn. Choice from San Diego.
1. **(B) NO CHOICE**, traded to San Diego for San Diego's 1st and 3rd choice in 1986.
2. **(A) NO CHOICE**, traded to N.Y. Giants for Gary Zimmerman.
2. **(B) NO CHOICE**, traded to Miami for Anthony Carter.
3. **(C) Choice from L.A. Raiders for Brad Van Pelt** trade to NY Giants for Gary Zimmerman.
3. NO CHOICE, traded to San Diego.
4. **JOE PHILLIPS** (93), DT, SMU
5. **HASSAN JONES** (120), WR, Florida St.
6. **THOMAS ROOKS** (147), RB, Illinois
7. **CARL HILTON** (179), TE, Houston
8. **GARY SCHIPPANG** (206), T, West Chester St.
9. **MIKE SLATON** (232), DB, South Dakota
10. **JOE CORMIER** (259), TE, WR, USC
11. **JOHN ARMSTRONG** (286), WR, Richmond
12. **JESSE SOLOMON** (318), LB, Florida St.

1987 (Drafted 16th)

1. **(A) D.J. DOZIER** (14), RB, Penn State. Choice from Miami for 1st and 5th choices in 1987.
1. **(B) NO CHOICE**, traded to Miami.
2. **RAY BERRY** (44), LB, Baylor
3. **HENRY THOMAS** (72), NT, LSU
4. **REGGIE RUTLAND** (100), S, Georgia Tech
5. NO CHOICE, traded to Miami.
6. **GREG RICHARDSON** (156), WR/KR, Alabama
7. NO CHOICE, traded to Seattle for John Harris.
8. **RIK FENNEY** (211), RB, Washington
9. **LEONARD JONES** (239), S, Texas Tech
10. **ROBERT RILEY** (267), T, Indiana
11. **BRENT PEASE** (295), QB, Montana
12. **KEITH WILLIAMS** (323), DT, Florida

1988 (Drafted Alternately 19th, 15th, 16th, 17th, 18th)

1. **RANDALL McDANIEL** (19), G, Arizona St.
2. **(A) NO CHOICE**, to Denver for Denver's 2nd, 4th, and 6th choices in 1988.
2. **(B) BRAD EDWARDS** (54), S, South Carolina, Choice from Denver.
3. **AL NOGA** (71), DT, Hawaii
4. **(A) NO CHOICE**, to New England along with 11th choice in Rich Cannon trade.
4. **(B) TODD KALIS** (108), G, Arizona State. Choice from Denver.
5. **DARRELL FULLINGTON** (124), S, Miami
6. **(A) NO CHOICE**, traded to Miami for Greg Koch.

6. **(B) DERRICK WHITE** (164), CB, Oklahoma. Choice from Denver.
7. **BRAD BECKMAN** (183), TE, Neb.-Omaha
8. **JOE CAIN** (210), LB, Oregon Tech
9. **PAUL MCGOWAN** (237), LB, Florida State
10. **BRIAN HABIB** (264), DT, Washington
11. **NORMAN FLOYD** (296), S, South Carolina. Choice from New England for 9th rounder in 1989.
11. NO CHOICE, traded to New England in Rich Cannon trade.
12. NO CHOICE, traded to NY Giants.

1989 (Drafted 24th)

1. NO CHOICE, traded to Pittsburgh for Mike Merrinweather.
2. **DAVID BRAXTON** (52), LB, Wake Forest
3. **JOHN HUNTER** (80), T, BYU
4. **DARRYL INGRAM** (108), TE, California
5. Exercised in 1988 Supplemental Draft for Ryan Bethes, WR, South Carolina.
6. **JEFF MICKEL** (163), T, E. Washington
7. **BENJI ROLAND** (191), NT, Auburn
8. **ALEX STEWART** (219), DE, Cal. State-Fullerton
9. NO CHOICE, traded to New England for 11th choice in 1988.
10. NO CHOICE, traded to Miami for Greg Koch.
11. **BRAD BAXTER** (303), RB, Alabama State
12. **(A) SHAWN WOODSON** (331), LB, James Madison
12. **(B) EVERETT ROSS** (335), WR/KR, Ohio State. Choice from LA Raiders for 11th choice in 1990.

1990 (Drafted Alternately 23rd, 22nd, 21st)

1. NO CHOICE, traded to Dallas in Herschel Walker trade.
2. NO CHOICE, traded to Dallas in Herschel Walker trade.
3. **(A) MIKE JONES** (54), TE, Texas A&M, Choice from Dallas in Herschel Walker trade.
3. **(B) MARION HOBBY** (74), DE, Tennessee
4. **ALONZO HAMPTON** (104), CB, Pittsburgh
5. **(A) REGGIE THORNTON** (116), WR, Bowling Green. Choice from San Diego through Dallas in Herschel Walker trade.
5. **(B) CEDRIC SMITH** (131), RB Florida
6. NO CHOICE, traded to Dallas in Herschel Walker trade.
7. **JOHN LEVELIS** (188), LB, C.W. Post
8. **CRAIG SCHLICHTING** (214), DE, Wyoming
9. **TERRY ALLEN** (241), RB, Clemson
10. **(A) PAT NEWMAN** (249), WR, Utah St., Choice from Dallas in Herschel Walker trade.
10. **(B) DONALD SMITH** (271), CB, Liberty
11. NO CHOICE, traded to LA Raiders for 12th choice in 1989.
12. **RON GOETZ** (324), LB, Minnesota

1991 (Drafted Alternately 12th, 11th, 10th, 9th, 8th, 7th)

1. NO CHOICE, traded to Dallas in Herschel Walker trade.
2. NO CHOICE, traded to Dallas in Herschel Walker trade.
3. **(A) CARLOS JENKINS** (65), LB, Michigan St.
3. **(B) JAKE REED** (68), WR, Grambling, Choice from Dallas in Herschel Walker trade.
4. **RANDY BALDWIN** (92), RB, Mississippi
5. **CHRIS THOME** (119), C/G, Minnesota
6. NO CHOICE, traded to L.A. Raiders.
7. **TODD SCOTT** (163), S, SW Louisiana. Choice from LA Raiders.
7. **(A) SCOTT REAGAN** (179), DT, Humboldt
7. **(B) TRIPP WELBORNE** (180), S, Michigan. Choice from LA Raiders.
8. **REGGIE JOHNSON** (206), DE, Arizona
9. **GERALD HUDSON** (232), RB, Oklahoma St.
10. **BRADY PIERCE** (259), T, Wisconsin
11. **IVAN CAESAR** (286), LB, Boston College
12. **DARREN HUGHES** (313), WR, Carson-Newman

1992 (Drafted Alternately 13th, 12th, 15th, 14th)

1. NO CHOICE, to Dallas in Herschel Walker trade.
2. **ROBERT HARRIS** (39), DE, Southern. Choice from Seattle in Keith Millard trade.
2. NO CHOICE, to Dallas in Herschel Walker trade.
3. NO CHOICE, to Dallas in Herschel Walker trade.
4. **ROY BARKER** (98), DT, North Carolina
5. **ED McDANIEL** (125), LB, Clemson
6. **MIKE GADDIS** (152), RB, Oklahoma
7. **DAVID WILSON** (183), S, California
8. **LUKE FISHER** (210), TE, East Carolina
9. **(A) BRAD JOHNSON** (227), QB, Florida St., Choice from Tampa Bay in Jimmy Williams trade.
9. **(B) RONNIE WEST** (237), WR, Pittsburg St
10. **BRAD CULPEPPER** (264), DT, Florida
11. **CHARLES EVANS** (295), RB, Clark

12. **JOE RANDOLPH** (322), WR, Elon

1993 (Drafted Alternately 21st, 24th, 23rd, 22nd, 21st, 20th)

1. **ROBERT SMITH** (21), RB, Ohio St.
2. **QADRY ISMAIL** (52), WR, Syracuse
3. **(A) JOHN GERAK** (57), G, Penn St., Choice from Seattle in Keith Millard trade.
3. **(B) GILBERT BROWN** (79), DT, Kansas
4. **ASHLEY SHEPPARD** (106), LB, Clemson
5. **EVERETT LINDSAY** (133), T, Mississippi
6. NO CHOICE, traded to Washington for George Hinkle and Joe Johnson.
7. **GINO TORRETTA** (192), QB, Miami
8. NO CHOICE, traded to San Francisco for Keith Henderson.

1994 (Drafted Alternately 19th, 18th, 17th, 16th, 20th)

1. **(A) DEWAYNE WASHINGTON** (18), CB, North Carolina St. Choice from Denver in Gary Zimmerman trade.
1. **(B) TODD STEUSSIE** (19), T, California
2. **(A) DAVID PALMER** (40), WR/RB, Alabama. Choice from Atlanta in Chris Doleman trade.
2. **(B) NO CHOICE**. Compensation choice to Atlanta in Chris Doleman trade.
3. **(C) NO CHOICE**. To LA Raiders for 2nd and 4th choices in 1994.
2. **(D) FERNANDO SMITH** (55), DE, Jackson St. Choice from L.A. Raiders in exchange of draft picks.
3. NO CHOICE. To Pittsburgh in Adrian Cooper trade.
4. **(A) NO CHOICE**. To Houston in Warren Moon trade.
4. **(B) MIKE WELLS** (127), DT, Iowa. Choice from LA Raiders in exchange of draft picks.
5. **(A) SHELLY HAMMONDS** (134), CB, Penn State. Choice from Washington in Rich Cannon trade.
5. **(B) NO CHOICE**. To Kansas City in Barry Word trade.
6. **(A) ANDREW JORDAN** (179), TE, Western Carolina. Choice from Denver in Gary Zimmerman trade.
6. **(B) NO CHOICE**. To Pittsburgh in Adrian Cooper trade.
7. **PETE BERCIKH** (211), LB, Notre Dame

1995 (Drafted Alternately 24th, 23rd, 25th)

1. **(A) DERRICK ALEXANDER** (11), DE, Florida State. Choice from Denver through Atlanta in Chris Doleman trade.
1. **(B) KOREY STRINGER** (24), T, Ohio State
2. **(A) ORLANDO THOMAS** (42), S, SW Louisiana. Choice from Denver in Gary Zimmerman trade.
2. **(B) COREY FULLER** (55), CB, Florida State
3. NO CHOICE. To Houston in Warren Moon trade.
4. **(A) CHAD MAY** (121), QB, Kansas St. Choice from Denver for 4th and 6th choices in 1995.
4. **(B) NO CHOICE**, traded to Denver.
5. **JAMES STEWART** (157), RB, Miami
6. **(A) NO CHOICE**, traded to Denver.
6. **(B) JOHN SOLOMON** (196), LB, Sam Houston State. Choice from NY Giants in Vencie Glenn trade.
7. **(A) JOE WHITE** (232), DT, Howard
7. **(B) JASON FISK** (243), DT, Stanford. Compensatory Selection.

1996 (Drafted Alternately 16th, 15th, 14th, 17th)

1. **DUANE CLEMONS** (16), LB, California
2. **JAMES MANLEY** (45), DT, Vanderbilt
3. **MOE WILLIAMS** (75), RB, Kentucky
4. **(A) HUNTER GOODWIN** (97), TE, Texas A&M. Choice from Arizona in exchange of draft picks.
4. **(B) NO CHOICE**. Traded to Arizona in exchange of draft picks.
5. **(A) SEAN BOVO** (137), S, North Carolina. Choice from NY Giants in Vencie Glenn trade.
5. **(B) NO CHOICE**. Traded to Arizona in exchange of draft picks.
6. NO CHOICE. Traded to NY Giants in Vencie Glenn trade.
7. **JON MERRILL** (223), OL, Duke.

1997 (Drafted Alternately 20th, 19th, 18th, 17th, 21st)

1. **DWAYNE RUDD** (20), LB, Alabama
2. **TORRIAN GRAY** (49), S, Virginia Tech
3. **STALIN COLINET** (78), DE, Boston College
4. **ANTONIO BANKS** (113), CB, Virginia Tech
5. **TONY WILLIAMS** (151), DT, Memphis
6. **ROBERT TATE** (183), WR, Cincinnati
7. **(A) ARTIE ULMER** (220), LB, Valdosta St.
7. **(B) MATTHEW HATCHETTE** (235), WR, Langston. Compensatory Selection.

1998 (Drafted Alternately 21st, 20th, 19th, 18th, 21st)

- 1. RANDY MOSS** (21), WR, Marshall
- 2. KAILEE WONG** (51), LB, Stanford
- 3. RAMOS McDONALD** (80), DB, New Mexico
- 4. KIVUUSAMA MAYS** (110), LB, North Carolina
- 5. KERRY COOKS** (144), SS, Iowa
- 6. MATT BIRK** (173), OT, Harvard
- 7. (A) CHESTER BARNETT** (208), LB, Arizona
- 8. (B) TONY DARDEN** (225), CB, Texas Tech. Compensatory Selection.

1999 (Drafted 29th)

- 1. (A) DAUNTE CULPEPPER** (11), QB, Central Florida. Choice from Washington in Brad Johnson trade.
- 1. (B) DIMITRIUS UNDERWOOD** (29), DE, Michigan St.
- 2. (A) JIM KLEINSASSER** (44), TE, North Dakota. Choice from Pittsburgh in exchange of draft picks.
- 2. (B) NO CHOICE.** Traded to Pittsburgh in exchange of draft picks.
- 3. (A) NO CHOICE.** Traded to Pittsburgh in exchange of draft picks.
- 3. (B) NO CHOICE.** Traded to New England for Jimmy Hitchcock in 1998.
- 4. (A) KENNY WRIGHT** (120), DB, Northwestern St. Choice from Miami for Hunter Goodwin.
- 4. (B) JAY HUMPHREY** (125), T, Texas
- 5. (A) NO CHOICE.** Traded to Pittsburgh.
- 5. (B) CHRIS JONES** (169), LB, Clemson. Compensatory Selection.

- 6. (A) TALANCE SAWYER** (185), DL, UNLV. Choice from Tampa Bay through Baltimore for Everett Lindsay.
- 6. (B) ANTICO DALTON** (199), LB, Hampton
- 7. NOEL SCARLETT** (236), DL, Langston

2000 (Drafted 26th)

- 1. CHRIS HOVAN** (26), DT, Boston College
- 2. (A) FRED ROBBINS** (55), DT, Wake Forest. Choice from Washington in Brad Johnson trade.
- 2. (B) MICHAEL BOIREAU** (56), DE, Miami (Fla.)
- 3. DOUG CHAPMAN** (88), RB, Marshall
- 4. (A) ANTONIO WILSON** (106), LB, Texas A&M-Commerce. Choice from Baltimore for Everett Lindsay.
- 4. (B) TYRONE CARTER** (118), DB, Minnesota
- 5. (A) NO CHOICE.** Traded to Washington in Brad Johnson trade.
- 5. (B) TROY WALTERS** (165), WR, Stanford
- 6. NO CHOICE.** Traded to Baltimore for Everett Lindsay.
- 7. (A) NO CHOICE.** Traded to Cleveland with Stalin Colinet for Jerry Ball in 1999. Compensatory Selection.
- 7. (B) MIKE MALANO** (240), C, San Diego St. Compensatory Selection.
- 7. (C) GILES COLE** (244), TE, Texas A&M-Kingsville. Compensatory Selection.
- 7. (D) LEWIS KELLY** (248), OL, South Carolina St. Compensatory Selection.

2001 (Drafted 27th)

- 1. MICHAEL BENNETT** (27), RB, Wisconsin
- 2. WILLIE HOWARD** (57), DT, Stanford
- 3. (A) ERIC KELLY** (69), CB, Kentucky. Choice from New England in exchange of draft picks.
- 3. (B) NO CHOICE.** Traded to New England in exchange of draft picks.
- 4. (A) NO CHOICE.** Traded to New England in exchange of draft picks.
- 4. (B) SHAWN WORTHEN** (130), DT, TCU.
- 4. (C) CEDRIC JAMES** (131), WR, TCU
- 5. PATRICK CHUKWURAH** (157), LB, Wyoming
- 6. CAREY SCOTT** (189), CB, Kentucky State
- 7. BRIAN CRAWFORD** (225), T, Western Oregon

2002 (Drafted 7th)

- 1. BRYANT MCKINNIE** (7), T, Miami (Fla.)
- 2. RAOONALL SMITH** (38), LB, Washington St.
- 3. WILLIE OFFORD** (70), DB, South Carolina
- 4. (A) BRIAN WILLIAMS** (105), DB, North Carolina State
- 4. (B) ED TA'AMU** (132), G, Utah
- 5. NO CHOICE.** Traded to Cleveland for Travis Prentice and Spurgeon Wynn.
- 6. NICK ROGERS** (177), LB, Georgia Tech
- 7. CHAD BEASLEY** (218), DT, Virginia Tech

2003 (Drafted 7th)

- 1. KEVIN WILLIAMS** (9), DT, Oklahoma State
- 2. E.J. HENDERSON** (40), LB, Maryland
- 3. NATE BURLESON** (71), WR, Nevada-Reno
- 4. ONTERIO SMITH** (105), RB, Oregon
- 5. NO CHOICE.** Traded to Cleveland for Everett Lindsay and Stalin Colinet.
- 6. (A) EDDIE JOHNSON** (180), P, Idaho State
- 6. (B) MICHAEL NATTIEL** (190), LB, Florida. Choice from New Orleans for Todd Bouman.
- 7. KEENAN HOWRY** (221), WR, Oregon

2004 (Drafted 19th)

- 1. (A) NO CHOICE.** Traded to Miami in exchange of draft picks.
- 1. (B) KENECHI UDEZE** (20), DE, USC. Choice from Miami in exchange of draft picks.
- 2. (A) DONTARRIOUS THOMAS** (48), LB, Auburn. Choice from New Orleans.
- 2. (B) NO CHOICE.** Traded to New Orleans for 2a
- 3. (A) NO CHOICE.** To Baltimore for 2a.
- 3. (B) DARRION SCOTT** (88), DE, Ohio State. Choice obtained from Baltimore.
- 4. (A) NAT DORSEY** (115), T, Georgia Tech
- 4. (B) MEWELDE MOORE** (119), RB, Tulane. Choice obtained from Miami in exchange of draft picks.
- 5. ROD DAVIS** (155), LB, Southern Mississippi. Choice obtained from Baltimore.
- 6. DEANDRE EILAND** (184), DB, South Carolina
- 7. JEFF DUGAN** (220), TE, Maryland

2005 (Drafted 18th)

- 1. (A) TROY WILLIAMSON** (7), WR, South Carolina. Choice from Oakland in Randy Moss trade.
- 1. (B) ERASMUS JAMES** (18), DE, Wisconsin
- 2. MARCUS JOHNSON** (49), G, Mississippi
- 3. DUSTIN FOX** (80), S, Ohio State
- 4. (A) CIATRICK FASON** (112), RB, Florida. Choice from Washington in exchange of picks.
- 4. (B) NO CHOICE.** To Washington for 4a.
- 5. NO CHOICE.** Traded to Washington in exchange of draft picks.
- 6. C.J. MOSLEY** (191), DT, Missouri
- 7. (A) ADRIAN WARD** (219), CB, Texas-El Paso. Choice from Oakland in Randy Moss trade.
- 7. (B) NO CHOICE.** Traded to NY Jets in Sam Cowart trade.

2006 (Drafted 17th)

- 1. CHAD GREENWAY** (17), LB, Iowa
- 2. (A) CEDRIC GRIFFIN** (48), CB, Texas
- 2. (B) RYAN COOK** (51), C, New Mexico. Choice from Miami in Daunte Culpepper trade.
- 3. (C) TARVARIS JACKSON** (64), QB, Alabama State. Choice from Pittsburgh in exchange of picks.
- 3. (A) NO CHOICE.** Compensatory selection traded to Pittsburgh in exchange of picks.
- 3. (B) NO CHOICE.** Traded to Pittsburgh in exchange of picks.
- 4. (A) Traded to Philadelphia for 4b and G Artis Hicks.**
- 4. (B) RAY EDWARDS** (127), DE, Purdue. Choice from Philadelphia in exchange of draft picks.
- 5. GREG BLUE** (149), S, Georgia
- 6. NO CHOICE.** Traded to Philadelphia for Artis Hicks.
- 7. NO CHOICE.** Traded to San Diego for G Toniu Fonoti.

2007 (Drafted 7th)

- 1. ADRIAN PETERSON** (7), RB, Oklahoma
- 2. (A) NO CHOICE.** Pick to Atlanta for 2b and Denver Broncos 4c.
- 2. (B) SIDNEY RICE** (44), WR, South Carolina. Choice from Atlanta in exchange of draft picks.
- 3. MARCUS MCCAULEY** (72), CB, Fresno State
- 4. (A) BRIAN ROBISON** (102), DE, Texas. Choice from Tampa Bay in exchange of draft picks.
- 4. (B) NO CHOICE.** Traded to Tampa Bay for 4a.
- 4. (C) NO CHOICE.** Pick from Denver traded back to Denver for 3 choices in 2008.
- 5. ALONDRAE ALLISON** (146), WR, East Carolina.
- 6. (A) RUFUS ALEXANDER** (176), LB, Oklahoma. Choice from Denver in exchange of draft picks.
- 6. (B) NO CHOICE.** Traded to Tampa Bay for 4a.
- 7. (A) TYLER THIGPEN** (217), QB, Coastal Carolina
- 7. (B) CHANDLER WILLIAMS** (233), WR, Florida International. Choice from Denver in exchange of picks.

2008 (Drafted 17th)

- 1. NO CHOICE.** Traded to Kansas City for DE Jared Allen.
- 2. (A) TYRELL JOHNSON** (43), S, Arkansas State. Choice from Carolina in exchange of draft picks.
- 2. (B) NO CHOICE.** Traded to Philadelphia for 2a, Sc.
- 3. (A) NO CHOICE.** Traded to Kansas City for DE Jared Allen.
- 3. (B) NO CHOICE.** Traded to Kansas City for DE Jared Allen.
- 4. NO CHOICE.** Traded to Philadelphia in exchange of draft picks.
- 5. (A) JOHN DAVID BOOTY** (137), QB, USC. Choice from Green Bay in exchange of draft picks.
- 5. (B) NO CHOICE.** Traded to Green Bay for 5a.
- 5. (C) LETROY GUION** (152), DT, Florida State. Choice from Philadelphia in exchange of draft picks.
- 6. (A) NO CHOICE.** Traded to Kansas City for Jared Allen and 6b.

- 6. (B) JOHN SULLIVAN** (187), C, Notre Dame. Choice from Kansas City in exchange of draft picks.
- 6. (C) JAYMAR JOHNSON** (193), WR, Jackson State. Choice from Jacksonville in Troy Williamson trade.
- 7. (A) Pick from St. Louis traded to Green Bay in exchange of draft picks.**
- 7. (B) NO CHOICE.** Traded to N.Y. Jets in Brooks Bollinger trade.

2009 (Drafted 22nd)

- 1. PERCY HARVIN** (22), WR, Florida
- 2. PHIL LOADHOLT** (54), T, Oklahoma
- 3. ASHER ALLEN** (86), CB, Georgia
- 4. NO CHOICE.** Traded to Houston for QB Sage Rosenfels.
- 4. (A) JASPER BRINKLEY** (150), LB, South Carolina. Choice from Washington.
- 4. (B) NO CHOICE.** Traded to Washington for 5a.
- 6. NO CHOICE.** Pick from Washington traded to Philadelphia for Kelly Holcomb.
- 7. (A) Choice from Washington for Erasmus James traded back for 5a.**
- 7. (B) JAMARCA SANFORD** (231), S, Mississippi

2010 (Drafted 30th)

- 1. NO CHOICE.** Traded to Detroit in exchange of draft picks.
- 2. (A) CHRIS COOK** (34), CB, Virginia. Choice from Detroit in exchange of picks.
- 2. (B) TOBY GERHART** (51), RB, Stanford. Choice from Houston in exchange for 2B.
- 3. NO CHOICE.** Traded to Houston for 2B.
- 4. (A) EVERSON GRIFFIN** (100), DE, USC. Choice from Detroit in exchange of picks.
- 4. (B) NO CHOICE.** Traded to Detroit in exchange of draft picks.
- 5. (A) CHRIS DeCAIRE** (161), T, Wake Forest
- 5. (B) NATE TRIPLETT** (167), LB, Minnesota. Compensatory Selection.
- 6. JOE WEBB** (199), QB, UAB
- 6. (A) MICKEY SHULER** (214), TE, Penn State. Choice from Cleveland through Detroit trade for draft picks.
- 7. (B) RYAN D'IMPERIO** (237), LB, Rutgers.

2011 (Drafted Alternately 12th, 11th, 9th, 8th, 7th, 13th)

- 1. CHRISTIAN PONDER** (12), QB, Florida State
- 2. KYLE RUDOLPH** (43), TE, Notre Dame
- 3. NO CHOICE.** Traded to New England for Randy Moss.
- 4. CHRISTIAN BALLARD** (106), DT, Iowa
- 4. (A) BRANDON BURTON** (139), CB, Utah
- 4. (B) NO CHOICE.** Traded to Cleveland for 5a and 6b.
- 6. (A) DeMARCUS LOVE** (168), OT, Arkansas. Choice from Cleveland in exchange of picks.
- 6. (B) MISTRAL RAYMOND** (170), S, South Florida. Choice from Cleveland in exchange of picks.
- 6. (C) BRANDON FUSCO** (172), C, Slippery Rock
- 6. (D) ROSS HOMAN** (210), LB, Ohio State. Compensatory Selection.
- 7. (A) AUDREO REED** (215), DE, Arizona.
- 7. (B) STEPHEN BURTON** (236), WR, West Texas A&M. Compensatory Selection.

2012 (Drafted 3rd)

- 1. NO CHOICE.** Traded to Cleveland in exchange of draft picks.
- 1. (B) MATT KAULI** (4), T, USC. Choice from Cleveland for 1A.
- 1. (C) HARRISON SMITH** (29), S, Notre Dame. Choice from Baltimore for 2 and 4A.
- 2. NO CHOICE.** Traded to Baltimore for 1C
- 3. JOSH ROBINSON** (66), CB, Central Florida
- 4. (A) NO CHOICE.** Traded to Baltimore for 1C
- 4. (B) JARIUS WRIGHT** (118), WR, Arkansas. Choice from Cleveland for 1A.
- 4. (C) RHETT ELLISON** (128), TE, USC. Compensatory Selection.
- 4. (D) GREG CHILDS** (134), WR, Arkansas. Compensatory Selection.
- 5. NO CHOICE.** Traded to Detroit for 7C and 4th in '13
- 6. (B) ROBERT BLANTON** (139), DB, Notre Dame. Choice from Cleveland for 1A.
- 6. NO CHOICE.** Traded to Washington for D. McNabb
- 6. (B) BLAIR WALSH** (175), K, Georgia. Choice from Cleveland in the Jayme Mitchell trade.
- 6. (A) AUDIE COLE** (210), LB, NC State
- 7. NO CHOICE.** Traded to Tennessee for 6th in '13. Choice from Cleveland for 1A.
- 7. (C) TREVOR GUYTON** (219), DL, California. Choice from Detroit for 5A.
- 7. NO CHOICE.** Traded to Detroit for 5A and 4th in '13. Choice from New England in the Randy Moss trade.

BOLD denotes players who made the Vikings active roster at some point in their career.



PRO FOOTBALL HALL OF FAME ENSHINEES

CHRIS DOLEMAN

Defensive End...6' 5" 262 lbs...Pittsburgh...15 seasons: Minnesota Vikings (1985-93, '99), Atlanta Falcons (1994-95), San Francisco (1996-98)...Selected to 8 career Pro Bowls, 6 with Minnesota (1987-90, '92-93) and 1 each with Atlanta ('95) and San Francisco ('97)...Named 1st or 2nd-Team All-Pro 5 times...Named to NFL Team of the Decade for the 1990s...Ranks 4th in NFL history with 150.5 career sacks...Played on 4 defensive units that ranked #1 in the NFL- Minnesota (1988, '89, '93) and San Francisco ('97)...Started all 17 career playoff games he played in...Led NFL in 1989 with 21.0 sacks, tied for 4th-most in NFL history and ranks 2nd in Vikings history...Selected with #4 overall choice in 1985 NFL Draft...Suffered only 3 losing seasons in his 15-year career...Inducted into Vikings Ring of Honor in 2011...Will be inducted into the Pro Football Hall of Fame on August 4, 2012...Presented by his son, Evan Doleman...Other induction class members: Jack Butler, Demontij Dawson, Cortez Kennedy, Curtis Martin and Willie Roaf.



JOHN RANDLE

Defensive Tackle...6' 1" 283 lbs...Texas A&I...14 seasons: Minnesota Vikings (1990-2000), Seattle Seahawks (2001-03)...Started 6-straight Pro Bowls for the NFC (1993-98) and went to the Pro Bowl with the Seahawks in 2001...Named to NFL Team of the Decade for the 1990s...Led or tied for the team lead 9 times in his 11 Vikings seasons and had 10+ sacks in 8 straight seasons from 1993-2000...Started 150 of the 176 games he played for the Vikings...Leads all DTs in NFL history with 137.5 career sacks...His 114.0 sacks ranks 3rd in Vikings history and most by DT...Signed with Vikings as an undrafted rookie free agent in 1990...Inducted into College Football Hall of Fame for his Texas A&I career...Born December 12, 1967, in Hearne, TX...Inducted into the Vikings Ring of Honor on November 30, 2008...Inducted into the Pro Football Hall of Fame on August 7, 2010...Presented by John Teerlinck...Other induction class members: Russ Grimm, Rickey Jackson, Dick LeBeau, Floyd Little, Jerry Rice and Emmitt Smith.



RANDALL McDANIEL

Guard...6' 3" 287 lbs...Arizona State...14 seasons: Minnesota Vikings (1988-99), Tampa Bay Buccaneers (2000-01)...Started 12 consecutive Pro Bowls (1989-2000), setting an NFL record...Started 202 consecutive games in his career...Blocked for five 1,000-yard rushers in his career and four 3,000-yard passers...Earned spot on Pro Football Hall of Fame's Team of the Decade for the 1990s...His 190 games played as a Viking is tied for 7th in team history with offensive tackle Grady Alderman...Selected with the 19th overall pick in the 1988 NFL Draft...Born December 19, 1964, in Phoenix, AZ...Inducted into the Vikings Ring of Honor on December 17, 2006...Inducted in August 8, 2009...Presented by O.K. Fulton...Other induction class members: Bob Hayes, Bruce Smith, Derrick Thomas, Ralph Wilson Jr. and Rod Woodson.



GARY ZIMMERMAN

Tackle...6' 6" 294 lbs...Oregon...14 seasons: LA Express (1984-85), Minnesota Vikings (1986-92), Denver Broncos (1993-97)...Played and started 108 games for the Vikings...Played in 184 career NFL games...Named All-Pro 8 times, including 3 with Minnesota in 1988, '89 and '92...Selected to 7 Pro Bowls, including 1987-89, '92 with the Vikings...Originally selected in the 1st round of the 1984 Supplemental Draft by NY Giants and in 1984 USFL Draft by LA Express where he spent 1984 and '85 seasons...Vikings acquired his rights via trade with NY Giants in 1986...Helped Vikings to 1987 NFC Championship game...Traded to Denver in 1993 preseason...Won Super Bowl XXXII with Denver...Named to NFL All-Decade teams for 1980s and 1990s...Born December 13, 1961, in Fullerton, CA...Inducted August 2, 2008...Presented by Pat Bowen...Other induction class members: Fred Dean, Darrell Green, Art Monk, Emmitt Thomas, Andre Tippett.



CARL ELLER

Defensive End...6' 5" 250 lbs...Minnesota...16 seasons: Minnesota Vikings (1964-1978), Seattle Seahawks (1979)...Played in 209 and started 201 games as a Viking, joining Jim Marshall and Mick Tingelhoff as the only players in team history to start 200+ games...Played in 225 career NFL games...Named All-Pro 5 times, including 4 straight from 1968-71...Played in 6 Pro Bowls, 1968-71, 73-74...Started at left defensive end in four Super Bowls (IV, VIII, IX, XI)...Vikings won the NFC Central in 10 of his final 11 seasons with the team...Vikings career record holder with 130.0 sacks...Second in franchise history with a sack in 8 straight games (Jared Allen, 11) and is the only Viking to post 15+ sacks in a season multiple times...Selected with the 6th overall pick in the NFL Draft in 1964...Born February 25, 1942, in Winston-Salem, NC...Inducted August 8, 2004...Presented by Regis Eller...Other induction class members: Bob Brown, John Elway, Barry Sanders.



RON YARY

Tackle...6' 5" 255 lbs...Southern California...15 seasons: Minnesota Vikings (1968-1981), Los Angeles Rams (1982)...Drafted by Minnesota with the 1st overall pick in 1968...Took over the Vikings right tackle spot midway through the 1969 season and was a fixture there for the rest of his career...Was named All-Pro 6 consecutive times...Was All-NFC 8 straight seasons...Played in 7 Pro Bowls...Started at right tackle in Super Bowls IV, VII, IX, XI...Missed only 2 games in his career with injuries due to a broken ankle in 1980 but came back to play with the injury for the rest of the season...His blend of size, speed and strength was unique at the time and ushered in a new era of offensive line play...Born July 16, 1946, in Chicago, IL...Inducted into the Hall of Fame August 4, 2001...Presented by John Michels...Other induction class members: Nick Buoniconti, Marv Levy, Mike Munchak, Jackie Slater, Lynn Swann, Jack Youngblood.





PAUL KRAUSE

Safety...6' 3" 200 lbs...Iowa...16 seasons: Washington Redskins (1964-1967) and Minnesota Vikings (1968-1979)...Second-round pick by Washington Redskins, 1964...Led NFL in interceptions with 12 as a rookie and was named 1st-team All Pro...In his first season as a Viking he intercepted passes in 6 consecutive games...Still the all-time NFL leader in interceptions with 81...Also ranks 3rd all-time with 1,185 career yards on interception returns...His 10 interceptions in 1975 remains a club record...Played in 8 Pro Bowls...Started at safety in 4 Super Bowls (IV, VIII, IX, XI)...Voted All-NFL 4 times and All-NFC 5 times...Born February 19, 1942, in Flint, MI...Inducted into the Pro Football Hall of Fame August 1, 1998...Presented by Jerry Burns...Other induction class members: Tommy McDonald, Anthony Munoz, Mike Singletary, Dwight Stephenson.

BUD GRANT

Head Coach...Minnesota...18 seasons: Minnesota Vikings (1967-1983, 1985)...NFL regular season coaching record 158-96-5...Had 10-12 mark in postseason play...Led Vikings to 11 NFC/NFL divisional championships, claiming titles in 1968-71, 1973-78, 1980...Led team to 1969 NFL title...National Football Conference Champions 1973, 1974, 1976...His Vikings teams played in Super Bowls IV, VIII, IX, XI...First person to be elected to both the Pro Football Hall of Fame and the Canadian Football League Hall of Fame (May 13, 1983)...In 28 seasons as a head coach, won a total of 290 football games...1969 NFL Coach of the Year...Came to the Vikings after a 10-year tenure (102-56-2) with the Winnipeg Blue Bombers in the Canadian Football League...Led Blue Bombers to 6 Western Conference championships...Grant brought the Bombers to 6 Grey Cups, winning the CFL Championship 4 times 1958, 1959, 1961 and 1962...Played 6 years of professional football, 2 with Philadelphia Eagles (1951-52) and 4 with the Winnipeg Blue Bombers (1953-1956)...Holds pro football record for most interceptions in a game with 5 vs. Saskatchewan (10/28/53)...Played 2 seasons with the NBA's Minneapolis Lakers (1949-1951) and won the 1949-50 NBA Championship with a 51-17 record...Born May 20, 1927, in Superior, WI...Inducted into the Pro Football Hall of Fame July 30, 1994...Presented by Sid Hartman...Other induction class members: Tony Dorsett, Jimmy Johnson, Leroy Kelly, Jackie Smith, Randy White.



JIM FINKS

Administrator...Tulsa...22 seasons: Minnesota Vikings (1964-1973), Chicago Bears (1974-1982), New Orleans Saints (1986-1993)...Served as Vikings general manager and vice president...Hired Bud Grant in 1967 from the CFL...Finks helped the Vikings win 5 NFC Central Division crowns...Vikings appeared in Super Bowls IV and VIII under Finks' guidance...Developed Vikings, Bears and Saints, all teams with losing records, into winners...1973 NFL Executive of the Year...Long-time member of the NFL competition committee...Played DB/QB for the Pittsburgh Steelers (1949-1955)...Born August 31, 1927, in St. Louis, MO...Died May 8, 1994...Inducted posthumously into the Hall of Fame July 29, 1995...Represented by his son, Jim Finks, Jr...Presented by Edward W. McCaskey...Other induction class members: Henry Jordan, Steve Largent, Lee Roy Selmon, Kellen Winslow.

ALAN PAGE

Defensive Tackle...6' 4" 225 lbs...Notre Dame... 15 seasons: Minnesota Vikings (1967-1978), Chicago Bears (1978-1981)...Consensus All-America, 1966...First-round pick, 1967...Played in 236 straight games, including 4 Super Bowls (IV, VIII, IX, XI)...Named NFL Most Valuable Player 1971...Four-time NFC Defensive Player of the Year...All NFL/NFC 9 years...Played in 9 Pro Bowls...Career marks: 23 opponent fumble recoveries...Blocked 28 kicks...Recorded 148.5 sacks...Currently serves on the Minnesota Supreme Court...Remains active in the Twin Cities community through the Page Education Foundation...Born August 7, 1945, in Canton, OH...Inducted into the Hall of Fame July 30, 1988...Presented by Minneapolis public schools principal Willarene Beasley...Other HOF induction class members: Fred Biletnikoff, Mike Ditka, Jack Ham.

FRAN TARKENTON

Quarterback...6' 0" 185 lbs...Georgia...18 seasons: Minnesota Vikings (1961-66, 1972-78) New York Giants (1967-1971)...Third-round pick, 1961...An instant star with 4 TD passes coming off the bench to beat the Bears 37-13 in the 1st game in franchise history vs. Chicago (9/17/61)...Dealt to New York Giants in 1967 and back to the Vikings in 1972 in stunning trades...At retirement, led lifetime NFL passers in attempts (6,467), completions (3,686), passing yards (47,003), TD passes (342)...1975 NFL Most Valuable Player...Rushed for 3,674 yards, 32 touchdowns...Led Vikings to 3 Super Bowls (VIII, IX, XI)...A 4-time All-NFL selection...Played in 9 Pro Bowls...Born February 3, 1940, in Richmond, VA...Inducted into Hall of Fame August 2, 1986...Presented by Max Winter...Other induction class members: Paul Hornung, Ken Houston, Willie Lanier, Doak Walker.

OTHERS WHO PLAYED OR COACHED FOR THE VIKINGS IN THE HALL OF FAME

Player, Position, w/Vikings	Inducted
Hugh McElhenny, Halfback, 1961-62	1970
Norm Van Brocklin, Head Coach, 1961-66	1971
Jim Langer, Center, 1980-81	1987
Jan Stenerud, Kicker, 1984-85	1991
Dave Casper, Tight End, 1983	2002
Warren Moon, Quarterback, 1994-96	2006
Emmitt Thomas, Defensive Coordinator, 2000-2001	2008
Mike Singletary, LB Coach, Special Assistant to the Head Coach, 2011-12	1998



MINNESOTA VIKINGS RING OF HONOR

The Ring of Honor recognizes Vikings legends for their contributions to the success of the team on and off the field. Members of the Ring of Honor are recognized with a banner on the facade of Mall of America Field's upper deck, forever living in Vikings lore.



FRAN TARKENTON

Quarterback...6' 0" 185 lbs...Georgia...18 seasons: Minnesota Vikings (1961-66, 1972-78) New York Giants (1967-1971)...Third-round pick, 1961...An instant star with 4 TD passes coming off the bench to beat the Bears 37-13 in the 1st game in franchise history vs. Chicago (9/17/61)...Dealt to New York Giants in 1967 and back to the Vikings in 1972 in stunning trades...At retirement, led lifetime NFL passers in attempts (6,467), completions (3,686), passing yards (47,003), TD passes (342)...1975 NFL Most Valuable Player...Rushed for 3,674 yards, 32 touchdowns...Led Vikings to 3 Super Bowls (VIII, IX, XI)...A 4-time All-NFL selection...Played in 9 Pro Bowls...Born February 3, 1940, in Richmond, VA...Inducted into the Vikings Ring of Honor on September 9, 1998.



ALAN PAGE

Defensive Tackle...6' 4" 225 lbs...Notre Dame...15 seasons: Minnesota Vikings (1967-1978), Chicago Bears (1978-1981)...First-round pick, 1967, 15th overall player selected...Played in 236 straight games, including 4 Super Bowls (IV, VIII, IX, XI)...Named NFL Most Valuable Player by Associated Press in 1971, the 1st defensive player to ever win the award and joins only Fran Tarkenton and Randall Cunningham as the only Vikings to earn the honor...A 4-time NFC Defensive Player of the Year...All NFL/NFC 9 years...Played in nine Pro Bowls...Career marks: 23 opponent fumble recoveries...Blocked 28 kicks...Recorded 148.5 sacks...Ranks 4th in Vikings history and leads all defensive linemen with 1,120 career tackles...Currently serves on the Minnesota Supreme Court...Active in the Twin Cities community through the Page Education Foundation...Born August 7, 1945, in Canton, OH...Inducted into the Vikings Ring of Honor on September 20, 1998.



JIM FINKS

Administrator...Tulsa...22 seasons: Minnesota Vikings (1964-1973), Chicago Bears (1974-1982), New Orleans Saints (1986-1993)...Served as Vikings general manager and vice-president...Hired Bud Grant in 1967 from the CFL...Finks guided the Vikings win 5 NFC Central Division crowns...Vikings appeared in Super Bowls IV and VIII under Finks leadership...Developed Vikings, Bears and Saints, all teams with losing records, into winners...1973 NFL Executive of the Year...Long time member of the NFL competition committee...Played DB/QB for the Pittsburgh Steelers (1949-1955)...Born August 31, 1927, in St. Louis, MO...Died May 8, 1994...inducted Vikings Ring of Honor on October 18, 1998.



BUD GRANT

Head Coach...Minnesota...18 seasons: Minnesota Vikings (1967-1983, 1985)...NFL regular season coaching record 158-96-5...Had 10-12 mark in post-season play...Led Vikings to 11 divisional championships in 1968-71, 1973-78, 1980...Led team to 1969 NFL Title...National Football Conference Champions 1973, 1974, 1976...His Vikings teams played in Super Bowls IV, VIII, IX, XI...First person to be elected to both the Pro Football Hall of Fame and the Canadian Football League Hall of Fame (May 13, 1983)...In 28 seasons as a head coach, won a total of 290 football games...1969 NFL Coach of the Year...Came to the Vikings after 10-year tenure (102-56-2) with the Winnipeg Blue Bombers of the CFL...Played 2 seasons for NBA's Minneapolis Lakers...Born May 20, 1927, in Superior, WI...Inducted into the Vikings Ring of Honor on November 8, 1998.



PAUL KRAUSE

Safety...6' 3" 200 lbs...Iowa...16 seasons: Washington Redskins (1964-1967) and Minnesota Vikings (1968-1979)...Second-round pick Redskins, 1964...Led NFL in interceptions with 12 as a rookie and was named 1st-team All Pro...In his first season as a Viking he intercepted passes in 6 consecutive games...Still the all-time NFL leader in interceptions with 81...Also ranks 3rd all-time with 1,185 career yards on interception returns...His 10 interceptions in 1975 remains a club record...Played in 8 Pro Bowls...Started at safety in 4 Super Bowls (IV, VIII, IX, XI)...Voted All-NFL 4 times and All-NFC 5 times...Born February 19, 1942, in Flint, MI...Inducted into the Vikings Ring of Honor on November 15, 1998.



FRED ZAMBERLETTI

Athletic Trainer...Iowa...43 seasons: Minnesota Vikings (1961-2003)...The first athletic trainer the Vikings had and continues working with the team as a consultant and team historian...Had never missed a Vikings pre-season, regular season, post-season or all-star game until 12/24/11 at Washington, 1,049 consecutive games...Attended his 1,000th Vikings game at Pittsburgh (10/25/09)...Did not miss a day of work in 43 seasons as the trainer with the team...Has won numerous awards in his field, including being named the Professional Athletic Trainer of the Year in 1986 and in 1996 the Vikings staff was honored as the NFL Athletic Training Staff of the Year...Born May 28, 1932 in Melcher, IA...Inducted into the Vikings Ring of Honor on December 20, 1998.

**JIM MARSHALL**

Defensive End...6' 4" 248 lbs...Ohio State...20 seasons: Cleveland Browns (1960) and Minnesota Vikings (1961-1979)...Held NFL record for many years until broked by Brett Favre with 282 consecutive games played and started, 270 of those coming with the Vikings...Ranks 2nd in Vikings history with 127 sacks...Played in 2 Pro Bowls, following the 1968 and '69 seasons...Led or tied for team lead in sacks in each of the Vikings first 6 seasons (1961-66)...Holds NFL and Vikings record with 29 career fumble recoveries...Ranks 9th in Vikings history with 988 career tackles, ranking behind only Alan Page among defensive linemen...Joined fellow linemen Carl Eller, Gary Larsen and Alan Page to form the vaunted Purple People Eaters, one of the top defensive units of their era in the NFL...Started at DE in 4 Super Bowls (IV, VIII, IX, XI)...Originally a 4th-round draft pick by Cleveland in 1960...Born December 30, 1937 in Danville, KY...Inducted into the Vikings Ring of Honor on November 28, 1999.

**RON YARY**

Tackle...6' 5" 255 lbs...Southern California...15 seasons: Minnesota Vikings (1968-1981), Los Angeles Rams (1982)...Drafted by Minnesota with the 1st overall pick in 1968...The first OL to be drafted #1 overall in League history...Took over the Vikings RT spot midway through the 1969 season and was a fixture there for the rest of his career...Was named All-Pro 6 consecutive times...Was All-NFC 8 straight seasons...Played in 7 Pro Bowls...Started in Super Bowls IV, VII, IX, XI...Missed only 2 games in his career with injuries due to a broken ankle in 1980...His blend of size, speed and strength was unique when he entered the League and ushered in a new era of offensive line play...Born July 16, 1946, in Chicago, IL...Inducted into the Vikings Ring of Honor September 9, 2001.

**KOREY STRINGER**

Tackle...6' 5" 335 lbs...Ohio State...6 seasons: Minnesota Vikings (1995-2000)...Drafted by Minnesota with the 24th pick of the 1995 Draft...Took over the Vikings right tackle spot in the 2nd game of his rookie year and never relinquished the spot...Started 91 of the 93 games he played in the NFL and all 9 playoff games...Selected to the Pro Bowl following the 2000 season...Named a 2nd-Team All-Pro by College and Pro Football Newsweekly following the 1998 season...Named to the All-Rookie team by College and Pro Football Newsweekly and Football News after starting 15 of 16 games as a rookie...Born May 8, 1974, in Warren, OH...Died August 1, 2001...Inducted into the Vikings Ring of Honor November 19, 2001.

**MICK TINGELHOFF**

Center...6' 2" 237 lbs...Nebraska...17 seasons: Minnesota Vikings (1962-1978)...Played in and started 240 consecutive games, never missing a start in his 17 seasons...Named All-Pro 7 consecutive years...Played in 6 straight Pro Bowls...Named to the 1,000-Yard Club in 1969, honoring the NFL's top blocker...Started at center in four Super Bowls (IV, VIII, IX, XI)...Signed with the Vikings as a free agent in 1962, taking over starting duties at C in the 2nd preseason game and never relinquishing them until his retirement following the 1978 season...Born May 22, 1940 in Lexington, NE...Inducted into the Vikings Ring of Honor November 25, 2001.

**CARL ELLER**

Defensive End...6' 5" 250 lbs...Minnesota...16 seasons: Minnesota Vikings (1964-1978), Seattle Seahawks (1979)...Played in 209 and started 201 games as a Viking, joining Jim Marshall and Mick Tingelhoff as the only players in team history to start 200+ games...Played in 225 career NFL games...Named All-Pro 5 times, including 4 straight from 1968-71...Played in 6 Pro Bowls, 1968-71, 73-74... Started at left defensive end in four Super Bowls (IV, VIII, IX, XI)...Vikings won the NFC Central in 10 of his final 11 seasons with the team...Vikings career record holder with 130.0 sacks...Holds team record with a sack in 8 straight games and is the only Viking to post 15+ sacks in a season multiple times...Selected with the 6th overall pick in the NFL Draft in 1964...Born February 25, 1942 in Winston-Salem, NC...Inducted into the Vikings Ring of Honor November 10, 2002.

**CHRIS CARTER**

Wide Receiver...6' 3" 210 lbs...Ohio State...16 seasons: Philadelphia Eagles (1987-1989), Minnesota Vikings (1990-01), Miami Dolphins (2002)...Played in 188 and started 177 games as a Viking, a record among Vikings WRs...Played in 234 career NFL games...Named All-Pro 4 times...Played in 8 straight Pro Bowls, 1993-00... Caught a pass in Vikings-record 111 straight games...Holds Vikings records for catches (1,004), receiving TDs (110) and receiving yards (12,383)...Holds Vikings record with 40 career 100-yard receiving games...Named to NFL's Team of the Decade for the 1990s...Recipient of the Byron "Whizzer" White Award by the NFL Players Association and the NFL Walter Payton Man of the Year Award in 1999...Claimed by Vikings off waivers from Philadelphia in 1990...Selected by Philadelphia in 4th round of 1987 supplemental draft... Born November 25, 1965 in Troy, OH...Inducted into the Vikings Ring of Honor September 14, 2003.



BILL BROWN

Running Back...5' 11" 230 lbs...Illinois...14 seasons: Chicago Bears (1961), Minnesota Vikings (1962-74)...Vikings career leader in rushing attempts with 1,627...Tied with Chuck Foreman for team record with 52 career rushing TDs...Ranks 3rd in Vikings history with 5,757 career rushing yards...Ranks 3rd in team history for career combined net yards with 9,237...Selected to 4 Pro Bowls, 1964, '65, '67, '68...Played in Super Bowl IV, VIII and IX...Final game of career was Super Bowl IX vs. Pittsburgh...Led Vikings in rushing 4 times, 1964-66, '68...Led team in receiving in 1964...Tied for 3rd in team history with 8 career 100-yard games...Ranks 12th in Vikings history with 180 career games played and 111 games started...Played in most games by a Vikings RB...Drafted in 2nd-round by Chicago in 1961...Obtained by Vikings via trade in 1962...Son-in-law is former NFL MVP Rich Gannon...During playing career, spent a 6-week tour visiting troops in Vietnam...Born June 29, 1938 in Mendota, IL...Inducted into the Vikings Ring of Honor September 26, 2004.



JERRY BURNS

Head Coach/Offensive Coordinator...Michigan...24 seasons: Minnesota Vikings (1968-85 Offensive Coordinator, 1986-91 Head Coach)...NFL regular season coaching record 52-43...Had 3-3 mark in postseason play...Served as Vikings' Offensive Coordinator for 18 seasons (1968-85)...Led Vikings to NFC Championship in 1987, earning upset wins over New Orleans and San Francisco along the way...First coach in Vikings history to have a winning record in his first season (9-7 in '86)...As offensive coordinator, helped Vikings to 4 Super Bowl appearances and 11 Central Division titles...Was part of 15 playoff teams during his 24 seasons with Minnesota...Coached in Super Bowl I and II with the Green Bay Packers as their defensive backs coach (1966-67)...Head coach at University of Iowa from 1961-65...Played QB for Michigan on the 1950 Rose Bowl team...Born January 27, 1927, in Detroit, MI...Inducted into the Vikings Ring of Honor on November 6, 2005.



RANDALL MCDANIEL

Guard...6' 3" 287 lbs...Arizona State...14 seasons: Minnesota Vikings (1988-99), Tampa Bay Buccaneers (2000-01)...Started 12 consecutive Pro Bowls (1989-2000), setting an NFL record...Started 202 consecutive games in his career...Blocked for five 1,000-yard rushers in his career and four 3,000-yard passers...Earned spot on Pro Football Hall of Fame's Team of the Decade for the 1990s...His 190 games played as a Viking is tied for 7th in team history with offensive tackle Grady Alderman...Selected with the 19th overall pick in the 1988 NFL Draft...Born December 19, 1964, in Phoenix, AZ...Inducted into the Vikings Ring of Honor on December 17, 2006.



CHUCK FOREMAN

Running Back...6' 2" 210 lbs...Miami (Fla.)...8 seasons: Minnesota Vikings (1973-79), New England Patriots (1980)...Named to 5 straight Pro Bowls (1973-77)...Team's 2nd-leading all-time rusher with 5,879 yards and tied for team record with 52 rushing TDs...Named NFC Rookie of the Year in 1973...Integral part in the Vikings' appearance in 3 Super Bowls...Posted 17 career 100-yard games...Selected with the 12th overall pick in the 1973 NFL Draft...Born October 26, 1950, in Frederick, MD...Inducted into the Vikings Ring of Honor on September 30, 2007.



JOHN RANDLE

Defensive Tackle...6' 1" 283 lbs...Texas A&I...14 seasons: Minnesota Vikings (1990-2000), Seattle Seahawks (2001-03)...Inducted into the Pro Football Hall of Fame on August 7, 2010...Started 6-straight Pro Bowls for the NFC (1993-98) and went to the Pro Bowl with the Seahawks in 2001...Named to NFL Team of the Decade for the 1990s...Led or tied for the team lead 9 times in his 11 Vikings seasons and had 10+ sacks in 8 straight seasons from 1993-2000...Started 150 of the 176 games he played for the Vikings...His 114.0 sacks ranks 3rd in Vikings history and most by DT...Signed as an undrafted free agent in 1990...Inducted into College Football Hall of Fame for his Texas A&I career...Born December 12, 1967, in Hearne, TX...Inducted into the Vikings Ring of Honor on November 30, 2008.



SCOTT STUDWELL

Linebacker...6' 2" 230 lbs...Illinois...36 seasons: Minnesota Vikings player (1977-1990), staff/personnel (1991-2012)...Spent the last 20+ seasons as a member of the Vikings scouting department, serving as the Director of College Scouting since 2002...Member of the Vikings' 25th and 40th Anniversary All-Time Teams...Holds team records for career tackles (1,981), season tackles (230 in 1981) and tackles in a game (24 vs. Detroit in 1985)...Has 2nd-most tackles with one organization in NFL history (Ray Lewis)...Participated in 202 games and 12 playoff games...Elected to the Pro Bowl in 1987 and '88...Ed Block Memorial Courage Award winner in 1987...Drafted in the 9th round from Illinois in 1977...Named to Illinois' All-Century Team in 1990, joining Hall of Famers Dick Butkus and Ray Nitschke as the linebackers on that squad...Born August 27, 1954, in Evansville, IN...Inducted into the Vikings Ring of Honor on November 29, 2009.



CHRIS DOLEMAN

Defensive End...6' 5" 262 lbs...Pittsburgh...15 seasons: Minnesota Vikings (1985-93, '99), Atlanta Falcons (1994-95), San Francisco 49ers (1996-98)...Ranks 4th in NFL history with 150.5 career sacks...Selected to 8 Pro Bowls, 6 with the Vikings (1987-90, '92-93) and 1 each with Atlanta and San Francisco...Named to NFL's Team of the Decade for 1990s...Led NFL with 21.0 sacks in 1989, tied for the 4th-most in NFL history in a single season and 2nd in Vikings history...Inducted to Pro Football Hall of Fame in 2012...Originally selected with #4 overall pick in 1985 Draft by Vikings...Played and started 17 career playoff games...Born October 16, 1961, in Indianapolis, IN...Inducted into the Vikings Ring of Honor on November 14, 2011.

MINNESOTA VIKINGS RING OF HONOR



VIKINGS RETIRED JERSEY NUMBERS

#10 - QB Fran Tarkenton- Retired October 7, 1979
 #88 - DT Alan Page- Retired September 25, 1988
 #70 - DE Jim Marshall- Retired November 28, 1999

#77 - T Korey Stringer- Retired November 19, 2001
 #53 - C Mick Tinglehoff- Retired November 25, 2001
 #80 - WR Cris Carter- Retired September 14, 2003



Fran Tarkenton



Alan Page



Jim Marshall



Korey Stringer



Mick Tinglehoff



Cris Carter

KOREY STRINGER GOOD GUY AWARD

In 2001 the Twin Cities chapter of the Pro Football Writers of America awarded the first Korey Stringer Good Guy Award in honor of the late Vikings lineman. The award is voted on annually by members of the Twin Cities media and presented to the Vikings player who is the most cooperative and has the best attitude with the media.

- | | | | | | |
|------|-------------------|------|------------------|------|-------------------|
| 2001 | Byron Chamberlain | 2005 | Koren Robinson | 2009 | Visanthe Shiancoe |
| 2002 | Matt Birk | 2006 | Antoine Winfield | 2010 | Ben Leber |
| 2003 | Daunte Culpepper | 2007 | Ben Leber | 2011 | Percy Harvin |
| 2004 | Daunte Culpepper | 2008 | Bobby Wade | | |



VIKINGS ALL-TIME NFC PLAYERS OF THE WEEK

YEAR	PLAYER	HONOR	OPPONENT	PERFORMANCE
1984	Jan Stenerud, K	Off.	@ Detroit, 9/23	5/5 FGs, 2/2 PAT, 17 pts
1985	Rufus Bess, CB	Def.	vs. San Francisco, 9/8	10 tackles, 3 FF, FR, INT
1986	Tommy Kramer, QB	Off.	vs. Green Bay, 9/28	16-of-25, 241 yds, 6 TD
1986	Gerald Robinson, DE	Def.	vs. Chicago, 10/19	6 tackles, 2.5 sacks
1986	Wade Wilson, QB	Off.	vs. New Orleans, 10/20	24-of-39, 361 yds, 3 TD
1987	Wade Wilson, QB	Off.	@ LA Rams, 9/20	17-of-38, 285 yds, 3 TD
1987	Chris Doleman, DE	Def.	vs. LA Raiders, 11/8	3 tackles, 2 sacks, 2 FF, PD
1988	Wade Wilson, QB	Off.	@ Tampa Bay, 10/23	22-of-30, 335 yds, 3 TD
1988	Carl Lee, CB/ Jesse Solomon, LB	Def.	vs. New Orleans, 12/4	3 tackles, INT (TD), 5 PD
1989	Keith Millard, DT	Def.	vs. New Orleans, 12/4	5 tackles, sack, INT (TD), PD
1989	Mike Merrivweather, LB	Def.	@ Detroit, 10/8	7 tackles, 3 sacks, INT, PD
1989	Rich Karlis, K	Off.	@ Detroit, 10/22	6 tackles, 2 sacks, INT, FF, FR
1989	Chris Doleman, DE	Off.	vs. LA Rams, 11/5	7/7 FGs, 21 pts
1989	Chris Doleman, DE	Def.	vs. Atlanta, 12/10	5 tackles, 4 sacks, 2 FF, PD
1989	Chris Doleman, DE	Def.	vs. Cincinnati, 12/25	5 tackles, 3.5 sacks, FR
1990	Al Noga, DE	Def.	vs. Green Bay, 12/2	3 tackles, sack, FF, FR (TD)
1991	Anthony Carter, WR	Off.	vs. San Francisco, 9/15	3 rec, 71 yds, TD, 46t lg
1991	Chris Doleman, DE	Def.	vs. Phoenix, 10/13	8 tackles, 2 sacks, 2 FF, FR
1991	Terry Allen, RB	Off.	vs. Tampa Bay, 11/3	14 att, 127 yds, 2 TD, 55t lg
1992	Chris Doleman, DE	Def.	@ Green Bay, 9/6	7 tackles, 2 sacks, 3 FF, FR
1992	Rich Gannon, QB	Off.	@ Cincinnati, 9/27	25-of-32, 318 yds, 4 TD
1992	Jack Del Rio, LB	Def.	@ Chicago, 11/2	7 tackles, 2 INT (83t), 2 PD, FF
1992	Mike Merrivweather, LB	Def.	@ Tampa Bay, 11/8	12 tackles
1992	Audray McMillian, CB	Def.	vs. Cleveland, 11/22	5 tackles, 3 INT (25t), 3 PD
1992	Vencie Glenn, S	Def.	vs. Green Bay, 12/27	2 tackles, 3 INT, 3 PD
1993	John Randle, DT	Def.	@ Chicago, 10/25	7 tackles, 3.5 sacks
1994	Warren Moon, QB	Off.	vs. Miami, 9/25	26-of-37, 326 yds, 3 TD, 44 lg
1994	Fuad Revez, K	S.T.	@ Tampa Bay, 10/30	5/5 FG, 3/3 PAT, 48 lg, 18 pts
1994	Warren Moon, QB	Off.	vs. New Orleans, 11/6	33-of-57, 420 yds, 3 TD, 59 lg
1994	Cris Carter, WR	Off.	vs. Chicago, 12/1	9 rec, 124 yds, 2TD (65t in OT)
1994	Jack Del Rio, LB	Def.	@ Buffalo, 12/10	5 tackles, sack, INT
1994	John Randle, DT	Def.	vs. San Francisco, 12/26	2 tackles, 2 sacks, FF, FR
1995	Fuad Revez, K	S.T.	vs. Detroit, 9/10	2/2 FG, 2/2 PAT, 8 pts
1995	Orlando Thomas, S	Def.	@ Pittsburgh, 9/24	8 tackles, 2 INT (45t), 2 PD
1995	Jeff Brady, LB	Def.	vs. Green Bay, 11/5	6 tackles, sack, INT, 2 PD
1996	Jeff Brady, LB	Def.	vs. Detroit, 9/1	4 tackles, 2 INT, 3 PD
1996	Brad Johnson, QB	Off.	@ Atlanta, 9/8	15-of-26, 275 yds, 2 TD, 71 lg
1996	John Randle, DT	Def.	vs. Green Bay, 9/22	3 tackles, 2 sacks, 2 FF
1996	Brad Johnson, QB	Off.	vs. Arizona, 12/1	19-of-26, 238 yds, 4 TD
1996	Fernando Smith, DE	Def.	@ Detroit, 12/8	3 tackles, 2 sacks
1997	Eddie Murray, K	S.T.	@ Arizona, 10/5	2/2 FG, 2/2 PAT, 49 lg, 10 pts
1998	Gary Anderson, K	S.T.	vs. Detroit, 9/20	5/5 FG, 2/2 PAT, 42 lg, 17 pts
1998	Randall Cunningham, QB	Off.	@ Chicago, 9/27	16-of-25, 275 yds, 4 TD, 67t lg
1998	Randall Cunningham, QB	Off.	@ Green Bay, 10/5	20-of-32, 442 yds, 4 TD, 56t lg
1998	Robert Smith, RB	Off.	@ Detroit, 10/25	19 att, 134 yds, TD, 57t lg
1998	Mitch Berger, P	S.T.	vs. Cincinnati, 11/15	4 punts, 55.8 avg, 2 in20, 66 lg, 4 KO TB
1998	Mitch Berger, P	S.T.	vs. Green Bay, 11/22	3 punts, 54.3 avg, 1 in20, 56 lg, 5 KO TB
1998	Randy Moss, WR	Off.	vs. Green Bay, 11/22	8 rec, 153 yds, TD, 49t lg
1998	Randy Moss, WR	Off.	@ Dallas, 11/26	3 rec, 163 yds, 3 TD, 56t lg
1998	Randall Cunningham, QB	Off.	vs. Chicago, 12/6	21-of-31, 349 yds, 4 TD, 64 lg
1998	Gary Anderson, K	S.T.	@ Baltimore, 12/13	6/6 FG, 2/2 PAT, 46 lg, 20 pts
1999	John Randle, DT	Def.	vs. Tampa Bay, 10/3	4 tackles, 2 sacks, FF, FR, PD
1999	Jeff George, QB	Off.	vs. San Fran., 10/24	15-of-28, 250 yds, 2TD, 7 lg
1999	Cris Carter, WR	Off.	@ Denver, 10/31	8 rec, 144 yds, 2 TD, 37t lg
1999	Randy Moss, WR	Off.	@ Chicago, 11/14	12 rec, 204 yds, 44lg
1999	Cris Carter, WR	Off.	vs. San Diego, 11/28	11 rec, 136 yds, 2 TD, 34t lg
1999	Mitch Berger, P	S.T.	vs. Green Bay, 12/20	6 punts, 46.8 avg, 2 in20, 57 lg, 2 TB
1999	Moe Williams, RB	S.T.	@ NY Giants, 12/26	1 KR, 85 yds, 85t lg
1999	John Randle, DT	Def.	vs. Detroit, 1/2/00	3 tackles, 2 sacks, FF
2000	Daunte Culpepper, QB	Off.	vs. Tampa Bay, 10/9	15-of-19, 231 yds, 2TD, 7 att, 35 yds, TD
2000	Gary Anderson, K	S.T.	vs. Buffalo, 10/22	3/3 FG, 2/2 PAT, 38 lg, 11 pts
2000	Daunte Culpepper, QB	Off.	vs. Carolina, 11/19	22-of-29, 357 yds, 3TD, 53t lg
2000	Mitch Berger, P	S.T.	vs. Detroit, 11/30	5 punts, 49.2 avg, 60 lg, 1 in20, 1 KO TB
2001	Randy Moss, WR	Off.	vs. NY Giants, 11/19	10 rec, 171 yds, 3 TD, 57t lg
2001	Todd Bouman, QB	Off.	vs. Tennessee, 12/9	21-of-31, 348 yds, 4 TD, 73t lg, 131.5 PR
2002	Michael Bennett, RB	Off.	vs. Green Bay, 11/17	20 att, 130 yds, 62 lg,
2002	Daunte Culpepper, QB	Off.	@ New Orleans, 12/15	26-of-36, 312 yds, 2 TD, 7att, 73 yds, 2 TD, 2pt run
2002	Gary Anderson, K	S.T.	vs. Miami, 12/21	2/2 FG, 2/2 PAT, 53 lg, 8 pts
2003	Corey Chavous, S	Def.	@ Green Bay, 9/7	7 tackles, 2 INT, 2 PD
2003	Lance Johnstone, DE	Def.	vs. Denver, 10/19	3 tackles, 1.5 sacks, INT (TD), 2 PD
2003	Brian Williams, CB	Def.	vs. Detroit, 11/23	4 tackles, 3 INT (1 TD), 3 PD
2004	Daunte Culpepper, QB	Off.	vs. Dallas, 9/12	17-of-23, 242 yds, 5 TD, 63t lg, 147.1 PR
2004	Daunte Culpepper, QB	Off.	vs. Chicago, 9/26	19-of-30, 360 yds, 2 TD, 63 lg, 127.1 PR; 5 att, 13 yds, 1 TD
2004	Daunte Culpepper, QB	Off.	@ New Orleans, 10/17	26-of-37, 425 yds, 5 TD, 46 lg, 125.6 PR
2004	Kevin Williams, DT	Def.	vs. Jacksonville, 11/28	6 tackles, 1 sack, FR (TD)

2004	Daunte Culpepper, QB	Off.	@ Detroit, 12/19	25-of-35, 404 yds, 3 TD, 82t lg, 126.4 PR
2005	Daunte Culpepper, QB	Off.	vs. Green Bay, 10/23	23-of-31, 280 yds, 2 TD, 29 lg, 123.1 PR
2005	Darren Sharper, S	Def.	@ N.Y. Giants, 11/13	4 tackles, 3 INT, 5 PD, 1 TD
2006	Ryan Longwell, K	S.T.	vs. Carolina, 9/17	16-yard TD pass, 3/4 FG, 10 pts
2006	Cedric Griffin, CB	Def.	@ Detroit, 12/10	3 tackles, FF, FR, INT, PD
2007	Adrian Peterson, RB	Off.	@ Chicago, 10/14	20 att., 224 yds, 3 TD, 73t long
2007	Adrian Peterson, RB	Off.	vs. San Diego, 11/4	30 att., 296 yds, 3 TD, 64t long
2007	Dwight Smith, S	Def.	@ N.Y. Giants, 11/25	6 tackles, 2 INT (1 TD), 2 PD
2007	Aundrae Allison, WR	S.T.	vs. Detroit, 12/2	3 KR, 144 yds, 104t long, 1 TD
2008	Antoine Winfield, CB	Def.	at New Orleans, 10/6	8 tackles, 4 TFL, 1 sack, 1FF, 1 FR, returned blocked FG for TD
2008	Adrian Peterson, RB	Off.	vs. Green Bay, 11/9	30 att., 192 yds, 1 TD, 29t long
2008	Jared Allen, DE	Def.	vs. Chicago, 11/30	9 tackles, 2.5 sacks, 2 QB hurries
2008	Tarvaris Jackson, QB	Off.	at Arizona, 12/14	11-of-17, 163 yds, 4 TD, 0 INT, 135.5 rating
2008	Ryan Longwell, K	S.T.	vs. N.Y. Giants, 12/28	2-for-2 FG, 50-yd game-winner, 2-2 PAT
2009	Chad Greenway, LB	Def.	at Detroit, 9/20	4 tackles, 2 INT, 1 FR
2009	Percy Harvin, WR/KR	S.T.	vs. San Francisco, 9/27	4 KOR, 180 yards, 101-yard TD
2009	Brett Favre, QB	Off.	vs. Green Bay, 10/5	24-of-31, 271 yards, 3 TD, 0 INT, 135.3 rating
2009	Brett Favre, QB	Off.	at Green Bay, 11/1	17-of-28, 244 yards, 4 TD, 0 INT, 128.6 rating
2009	Sidney Rice, WR	Off.	vs. Detroit, 11/15	7 rec., 201 yards, 28.7 avg., 56 lng
2009	Brett Favre, QB	Off.	vs. N.Y. Giants, 1/3/10	25-of-31, 316 yards, 4 TD, 0 INT, 148.7 rating
2010	Adrian Peterson, RB	Off.	vs. Detroit, 9/26	23 att., 160 yards, 2 TD, 80t lng
2010	Percy Harvin, WR/KR	S.T.	vs. Dallas, 10/17	3 ret., 134 yards, 1 TD, 44.7 avg., 95t lng
2010	Chris Kluwe, P	S.T.	vs. Arizona, 11/7	4 punts, 191 yards, 47.8 avg., 56 lng, 4 Inside 20
2010	Antoine Winfield, DB	Def.	@ Philadelphia, 12/28	9 tkls., 2 sacks, 1 TFL, 1 FF, 1 FR, returned FF/FR for TD
2011	Adrian Peterson, RB	Off.	vs. Arizona, 10/9/11	29 att., 122 yards, 3 TD, 24t lng

VIKINGS ALL-TIME NFC PLAYERS OF THE MONTH

YEAR	PLAYER	HONOR	MONTH
1986	Doug Martin, DE	Defense	September
1989	Keith Millard, DT	Defense	October
1992	Chris Doleman, DE	Defense	December
1993	Chris Doleman, DE	Defense	Dec./Jan.
1994	Jack Del Rio, LB	Defense	September
1994	Anthony Parker, CB	Defense	October
1994	John Randle, DT	Defense	December
1994	Fuad Revez, K	Special Teams	December
1995	Warren Moon, QB	Offense	November
1996	John Randle, DT	Defense	September
1997	Jake Reed, WR	Offense	September
1997	John Randle, DT	Defense	October
1998	Randall Cunningham, QB	Offense	October
1998	Mitch Berger, P	Special Teams	November
1998	John Randle, DT	Defense	December
1999	Mitch Berger, P	Special Teams	September
1999	Cris Carter, WR	Offense	November
1999	John Randle, DT	Defense	December
2000	Robert Smith, RB	Offense	November
2000	Mitch Berger, P	Special Teams	December
2003	Daunte Culpepper, QB	Offense	September
2004	Daunte Culpepper, QB	Offense	October
2005	Chris Kluwe, P	Special Teams	September
2005	Darren Sharper, S	Defense	November
2009	Brett Favre, QB	Offense	November
2011	Jared Allen, DE	Defense	October

VIKINGS ALL-TIME NFL ROOKIES OF THE MONTH

YEAR	PLAYER	HONOR	MONTH
1997	Dwayne Rudd, LB	Defense	December
1998	Randy Moss, WR	Offense	November
2003	Kevin Williams, DT	Defense	December
2007	Adrian Peterson, RB	Offense	September
2007	Adrian Peterson, RB	Offense	October
2009	Percy Harvin, WR	Offense	November

VIKINGS ALL-TIME NFL PLAYOFF PLAYERS OF THE WEEK

YEAR	PLAYER	HONOR	ROUND	OPPONENT/PERFORMANCE
1997	Eddie Murray, K	Special Teams	Wild Card	@ NY Giants; 3-3 FG, 2-2 XP, 11 points
1998	Robert Griffith, S	Defense	Divisional	vs. Arizona; 6 tackles, 2 interceptions
1999	Robert Smith, RB	Offense	Wild Card	vs. Dallas; 28 att., 140 yds., 3 rec., 58 yds, 1 TD
2000	Daunte Culpepper, QB	Offense	Divisional	vs. New Orleans; 17-31-302 yds., 3 TDs
2004	Antoine Winfield, CB	Defense	Wild Card	@ Green Bay; 13 tackles, 1 INT, 1 PD

VIKINGS ALL-TIME HONORS

NFL MVP

- 1971-Alan Page, DT (AP)
- 1975-Fran Tarkenton, QB (AP, NEA, PF, W, TSN, Maxwell Club)
- 1998-Randall Cunningham, QB (Miller Lite, Maxwell Club)
- 2008-Adrian Peterson, RB (Maxwell Club)

ALL-PRO

- 1963-Tommy Mason, HB (AP, UPI, NEA)
- 1964-Mick Tingelhoff, C (AP, UPI)
- 1965-Mick Tingelhoff, C (AP, UPI, NEA)
- 1966-Mick Tingelhoff, C (AP, UPI, NEA)
- 1967-Mick Tingelhoff, C (UPI)
- 1968-Mick Tingelhoff, C (AP, UPI, NEA); Carl Eller, DE (AP, UPI, NEA)
- 1969-Mick Tingelhoff, C (AP, UPI, NEA); Carl Eller, DE (AP, UPI, NEA); Alan Page, DT (UPI)
- 1970-Alan Page, DT (AP, NEA, PF, WA); Carl Eller, DE (AP, NEA, PF, WA); Mick Tingelhoff, C (PF, WA)
- 1971-Alan Page, DT (AP, NEA, PF, WA); Carl Eller, DE (AP, NEA, PF, WA); Ron Yary, T (AP, NEA, PF, WA); Paul Krause, DB (NEA)
- 1972-Ron Yary, T (AP)
- 1973-Carl Eller, DE (PF, WA, AP, NEA); John Gilliam, WR (NEA); Alan Page, DT (AP, PF, WA); Fran Tarkenton, QB (NEA); Ron Yary, T (AP, PF, WA, NEA)
- 1974-Alan Page, DT (PF, WA, NEA, AP, PF, W); Ed White, G (NEA); Ron Yary, T (PF, WA, NEA, AP, PF, W)
- 1975-Chuck Foreman, RB (AP, NEA, PF, WA); Paul Krause, S (AP, PF, WA); Alan Page, DT (AP, PF, WA); Fran Tarkenton, QB (AP, NEA, PF, WA); Ed White, G (NEA); Ron Yary, T (AP, NEA, PF, WA)
- 1976-Ron Yary, T (AP, NEA, PF, WA); Chuck Foreman, RB (NEA)
- 1980-Matt Blair, LB (AP)
- 1982-Doug Martin, DE (PF, W)
- 1987-Joye Browner, S (AP, NEA, PF, WA); Gary Zimmerman, T (AP, NEA, PF, WA); Chris Doleman, DE (NEA)
- 1988-Joye Browner, S (AP, PF, WA, PF, CPFN, TSN, SI); Carl Lee, CB (AP, PF, WA, PF, CPFN, TSN); Keith Millard, DT (AP, PF, WA, PF, CPFN, TSN); Gary Zimmerman, T (AP, PF, WA, PF, CPFN, TSN)
- 1989-Chris Doleman, DE (AP, CPFN, TSN, PF, W); Keith Millard, DT (AP, TSN, SI, PF, W); Joye Browner, S (CPFN); Randall McDaniel, G (CPFN)
- 1990-Joye Browner, S (AP, CPFN, TSN, PF, W, PF, W, DE, NEA); Randall McDaniel, G (AP, CPFN); Chris Doleman, DE (SI)
- 1991-Randall McDaniel, G (AP, NEA, TSN, PF, W)
- 1992-Chris Doleman, DE (AP, FD, FN, PF, W, TSN, UPI); Randall McDaniel, G (AP, CPFN, FD, FN, PF, W, NEA, TSN); Audrey McMillian, CB (AP, CPFN, FD, PF, W, UPI); Gary Zimmerman, T (FN, NEA, UPI); Todd Scott, S (FD, FN, UPI); Harry Newsome, P (FN)
- 1993-Randall McDaniel, G (AP, CPFN, PF, W, TSN, SI); John Randle, DT (AP, PF, W, FD)
- 1994-Cris Carter, WR (AP, PF, W, PF, WA, CPFN, FD, TSN, SI, USA); Randall McDaniel, G (AP, PF, W, PF, WA, CPFN, FD, TSN, USA); John Randle, DT (AP, PF, W, PF, WA, CPFN, FD, TSN, USA); Fuad Revez, K (PF, W, PF, WA, FD, SI)
- 1995-Randall McDaniel, G (AP, CPFN, PF, W, PF, WA); John Randle, DT (AP, CPFN, PF, W, PF, WA, TSN)
- 1996-Cris Carter, WR (SI); Randall McDaniel, G (AP, CPFN, FD, PF, W, PF, W, TSN, USA); John Randle, DT (AP, FD, PF, W, PF, WA, TSN, USA)
- 1997-Cris Carter, WR (USA); Randall McDaniel, G (TSN, USA); John Randle, DT (AP, PF, W, CPFN, TSN); Todd Steussie, T (FD)
- 1998-Gary Anderson, K (AP, SI, PF, W, CPFN, TSN, FD, USA); Jeff Christy, C (SI); Randall Cunningham, QB (AP, SI, PF, W, FD); Robert Griffith, S (TSN, CPFN); Jimmy Hitchcock, CB (CPFN); Randall McDaniel, G (AP, SI, PF, W, CPFN, TSN, FD, USA); Randy Moss, WR (AP, SI, PF, W, CPFN, TSN, FD, USA); John Randle, DT (AP, PF, W, CPFN, TSN, FD, USA); Todd Steussie, T (SI)
- 1999-Mitch Berger, P (PF, W, CPFN, TSN); Cris Carter, WR (AP, FD, PF, W, SI); Jeff Christy, C (PF, W); Randall McDaniel, G (USA); Randy Moss, WR (USA); John Randle, DT (USA)



Matt Blair

- 2000-Daunte Culpepper, QB (USA); Randy Moss, WR (AP, SI, PF, W, CPFN, TSN, FD, USA)
 - 2003-Matt Birk, C (TSN); Randy Moss, WR (AP, FD, PF, W)
 - 2004-Kevin Williams, DT (AP, PF, W, TSN)
 - 2005-Darren Sharper, S (PF, W, SI, TSN)
 - 2006-Steve Hutchinson, G (PF, W, TSN), Kevin Williams, DT (AP, PF, W, TSN)
 - 2007-Steve Hutchinson, G (AP, PF, W, TSN), Adrian Peterson, RB (TSN), Kevin Williams, DT (AP, PF, W, TSN)
 - 2008-Jared Allen, DE (AP), Steve Hutchinson, G (AP, TSN, PF, W), Adrian Peterson RB (AP, TSN, PF, W), Kevin Williams DT (AP)
 - 2009-Jared Allen, DE (AP, PF, W), Steve Hutchinson G (AP, PF, W), Adrian Peterson RB (AP, PF, W), Kevin Williams DT (AP, PF, W)
 - 2011-Jared Allen DE (AP, PF, W/P, W, TSN)
- ## ALL-NFC
- 1970-Mick Tingelhoff, C (AP); Carl Eller, DE (AP, UPI); Alan Page, DT (AP, UPI); Paul Krause, S (UPI)
 - 1971-Carl Eller, DE (AP, UPI, TSN); Alan Page, DT (AP, UPI, TSN); Ron Yary, T (AP, UPI, TSN); Bob Grim, WR (UPI, TSN); Paul Krause, DB (UPI, TSN)
 - 1972-Carl Eller, DE (TSN, AP); Paul Krause, DB (UPI, AP, TSN); Alan Page, DT (UPI, AP, TSN); Fran Tarkenton, QB (UPI, TSN); Ron Yary, T (UPI, AP, TSN)
 - 1973-Carl Eller, DE (PF, WA, AP, UPI, TSN); John Gilliam, WR (UPI, TSN); Paul Krause, S (UPI, TSN, AP, PF, WA); Alan Page, DT (PF, WA, AP, UPI, TSN); Ron Yary, T (AP, PF, WA, TSN, UPI); Bobby Bryant, DB (PF, WA)
 - 1974-Chuck Foreman, RB (AP, UPI, TSN, PF, W); Alan Page, DT (AP, UPI, TSN, PF, W); Nate Wright, DB (PF, W); Ron Yary, T (AP, UPI, TSN, PF, W)
 - 1975-Carl Eller, DE (AP, UPI); Chuck Foreman, RB (AP, UPI); Paul Krause, S (AP, UPI); Alan Page, DT (AP, UPI); Fran Tarkenton, QB (AP, UPI); Ed White, G (AP, UPI); Ron Yary, T (AP, UPI)
 - 1976-Sammy White, WR (UPI); Ron Yary, T (AP, UPI); Ed White, G (UPI); Fran Tarkenton, QB (UPI); Chuck Foreman, RB (AP, UPI); Alan Page, DT (AP, UPI)
 - 1977-Matt Blair, LB (TSN); Chuck Foreman, RB (PF, W, TSN); Alan Page, DT (UPI); Sammy White, WR (PF, W); Ron Yary, T (UPI, PF, W, TSN)
 - 1978-Matt Blair, LB (UPI, PF, W); Sammy White, WR (UPI)
 - 1979-Ahmad Rashad, WR (UPI, PF, W, SI); Matt Blair, LB (PF, W)
 - 1980-Matt Blair, LB (UPI); Ahmad Rashad, WR (UPI) 1981-Joe Senner, TE (UPI)
 - 1982-Doug Martin, DE (UPI, PF, W)
 - 1986-Tommy Kramer, QB (UPI)
 - 1987-Joye Browner, S (UPI, PF, W, FN); Chris Doleman, DE (UPI, PF, W, FN); Gary Zimmerman, T (UPI, PF, W, FN); Steve Jordan,

- TE (UPI); Anthony Carter, WR (FN)
- 1988-Joye Browner, S (UPI); Carl Lee, CB (UPI); Gary Zimmerman, T (UPI)
- 1989-Chris Doleman, DE (UPI, PF, W); Keith Millard, DT (UPI, PF, W); Randall McDaniel, G (PF, W); Joye Browner, S (PF, W)
- 1990-Joye Browner, S (UPI, FN); Randall McDaniel, G (UPI); Carl Lee, CB (FN); Henry Thomas, DT (FN)
- 1993-Randall McDaniel, G (UPI, FN); John Randle, DT (UPI, FN); Chris Doleman, DE (UPI)
- 1994-Cris Carter, WR (FN, UPI); Randall McDaniel, G (FN, UPI); John Randle, DT (FN, UPI); Fuad Revez, K (FN, UPI); Jack Del Rio, LB (FN)
- 1995-Randall McDaniel, G (FN, UPI); David Palmer, PR (FN); John Randle, DT (FN, UPI)
- 1996-Randall McDaniel, G (UPI, FN); John Randle, DT (UPI)
- 1997-Cris Carter, WR (FN); Randall McDaniel, G (PF, W, FN); David Palmer, PR (PF, W); John Randle, DT (PF, W, FN, USA); Todd Steussie, T (PF, W, FN)
- 1998-Gary Anderson, K (FN, PF, W); Jeff Christy, C (FN, PF, W); Randall Cunningham, QB (FN, PF, W); Randall McDaniel, G (FN, PF, W); Randy Moss, WR (PF, W); John Randle, DT (FN, PF, W); Dwayne Rudd, LB (FN); Todd Steussie, T (PF, W)
- 1999-Mitch Berger, P (PF, W); Cris Carter, WR (PF, W); Jeff Christy, C (PF, W)
- 2000-Matt Birk, C (PF, W, FN); Daunte Culpepper, QB (FN); Randy Moss, WR (CPFN, FN); Robert Smith, RB (PF, W, FN)
- 2002-Randy Moss, WR (PF, W)
- 2003-Matt Birk, C (PF, W); Randy Moss, WR (PF, W)
- 2004-Daunte Culpepper, QB (PF, W); Kevin Williams, DT (PF, W)
- 2005-Koren Robinson, KR (PF, W); Darren Sharper, S (PF, W)
- 2006-Steve Hutchinson, G (PF, W), Pat Williams, DT (PF, W)
- 2007-Matt Birk, C (PF, W), Steve Hutchinson, G (PF, W), Adrian Peterson, RB (PF, W), Darren Sharper, S (PF, W), Kevin Williams, DT (PF, W), Pat Williams, DT (PF, W)
- 2008-Steve Hutchinson, G (PF, W), Adrian Peterson, RB (PF, W), Kevin Williams, DT (PF, W), Antoine Winfield, CB (PF, W)
- 2009-Adrian Peterson, RB (PF, W)
- 2010-Adrian Peterson, RB (PF, W)
- 2011-Jared Allen, DE (PF, W)

NFL COACH OF THE YEAR

- 1969-Bud Grant (PF, W, TSN)
- 1992-Dennis Green (Washington Touchdown Club)
- 1998-Dennis Green (SI, Maxwell Club)

NFC COACH OF THE YEAR

- 1992-Dennis Green, (UPI, CPFN)

NFL OFFENSIVE PLAYER OF THE YEAR

- 1975-Fran Tarkenton, QB (PF, W)
- 1998-Randall Cunningham, QB (CPFN)

NFL DEFENSIVE PLAYER OF THE YEAR

- 1971-Alan Page, DT (PF, W)
- 1973-Alan Page, DT (PF, W)
- 1989-Keith Millard, DT (AP, PF, W)
- 2011-Jared Allen, DE (OTI Awards)

NFC PLAYER OF THE YEAR

- 1974-Chuck Foreman (TSN)
- 1975-Fran Tarkenton (TSN)
- 1998-Randall Cunningham, QB (FN)

NFC DEFENSIVE PLAYER OF THE YEAR

- 1992-Chris Doleman, DE (UPI)
- 2011-Jared Allen, DE (TSN)

NFL LINEMAN OF THE YEAR

- 1973-Alan Page, DT (PF, WA)

NFL COMEBACK PLAYER OF THE YEAR

- 1986-Tommy Kramer, QB (PF, W)

NFL ROOKIE OF THE YEAR

- 1963-Paul Flatley, WR (AP, UPI, NEA, TSN)
- 1973-Chuck Foreman, RB (AP, PF, WA)
- 1976-Sammy White, WR (AP, PF, WA)
- 1998-Randy Moss, WR (TSN, FN, PF, W, SI)
- 2007-Adrian Peterson, RB (TSN, PF, W, SI)
- 2009-Percy Harvin, WR/KR (Pepsi)

KICKOFF
EXECUTIVES
STAFF
COACHES
PLAYERS
ROOKIES
2011 SEASON
RECORDS
PLAYOFF RECORDS
HISTORY
EXTRA POINTS

NFL OFFENSIVE ROOKIE OF THE YEAR

- 1973-Chuck Foreman, RB, (PFW)
- 1976-Sammy White, WR, (PFW, PD)
- 1998-Randy Moss, WR (AP, FD, CFW)
- 2007-Adrian Peterson, RB (AP, PFW)
- 2009-Percy Harvin, WR/KR (AP, PFW)

NFL DEFENSIVE ROOKIE OF THE YEAR

- 1994-Dewayne Washington, CB (PFW)

WALTER PAYTON AWARD-NFL MAN OF THE YEAR

- 1999-Cris Carter
- 2010-Madieu Williams

NFL ALUMNI PLAYERS OF THE YEAR

- 1988-Anthony Carter (WR), Joey Browner (DB)
- 1992-Randall McDaniel (OL)
- 1994-Cris Carter (WR)
- 1998-Gary Anderson (ST), Randall Cunningham (QB), Randy Moss (WR), John Randle (LB)
- 2000-Cris Carter (WR), Daunte Culpepper (QB)
- 2006-Steve Hutchinson (OL)
- 2008-Adrian Peterson (RB)
- 2009-Steve Hutchinson (OL), Jared Allen (DL)

NFL ALUMNI CAREER ACHIEVEMENT AWARD

- 1995-Alan Page

NFC ROOKIE OF THE YEAR

- 1973-Chuck Foreman, RB (Wheaties, TSN)
- 1976-Sammy White, WR (UPI, TSN, NEA)
- 1998-Randy Moss, WR (PFWA)

NFC OFFENSIVE ROOKIE OF THE YEAR

- 1998-Randy Moss, WR (PFWA)

1,000 YARD CLUB

- (For the outstanding blocker in the NFL)
- 1969-Mick Tingelhoff, C
- 1975-Ron Yary, T

PRO BOWL PLAYERS

- 1961-Hugh McElhenney, HB; Jerry Reichow, E
- 1962-Tommy Mason, HB
- 1963-Tommy Mason, HB; Grady Alderman, T; Rip Hawkins, LB
- 1964-Tommy Mason, HB; Grady Alderman, T; Mick Tingelhoff, C; Fran Tarkenton, QB, Bill Brown, RB
- 1965-Grady Alderman, T; Bill Brown, FB; Fran Tarkenton, QB; Mick Tingelhoff, C
- 1966-Paul Flatley, E; Grady Alderman, T; Milt Sunde, G; Mick Tingelhoff, C
- 1967-Mick Tingelhoff, C; Grady Alderman, T; Bill Brown, FB
- 1968-Mick Tingelhoff, C; Bill Brown, FB; Carl Eller, DE; Jim Marshall, DE; Alan Page, DT
- 1969-Carl Eller, DE; Joe Kapp, QB; Paul Krause, S; Gary Larsen, DT; Jim Marshall, DE; Alan Page, DT; Gene Washington, WR; Mick Tingelhoff, C
- 1970-Fred Cox, K; Carl Eller, DE; Karl Kassulke, S; Gary Larsen, DT; Dave Osborne, HB; Alan Page, DT; Gene Washington, WR



Anthony Carter

- 1971-Carl Eller, DE; Alan Page, DT; Paul Krause, DB; Ron Yary, T; Bob Grim, WR
- 1972-John Gilliam, WR; Paul Krause, DB; Alan Page, DT; Ron Yary, T
- 1973-Chuck Foreman, RB; John Gilliam, WR; Paul Krause, S; Alan Page, DT; Jeff Siemon, LB; Ron Yary, T; Carl Eller, DE
- 1974-Carl Eller, DE; Chuck Foreman, RB; John Gilliam, WR; Paul Krause, S; Alan Page, DT; Fran Tarkenton, QB; Ron Yary, T
- 1975-Bobby Bryant, DB; Chuck Foreman, RB; John Gilliam, WR; Paul Krause, S; Alan Page, DT; Jeff Siemon, LB; Fran Tarkenton, QB; Ed White, G; Ron Yary, T
- 1976-Jeff Siemon, LB; Ed White, G; Ron Yary, T; Sammy White, WR; Chuck Foreman, RB; Fran Tarkenton, QB; Alan Page, DT
- 1977-Matt Blair, LB; Chuck Foreman, RB; Jeff Siemon, LB; Ed White, G; Sammy White, WR; Ron Yary, T
- 1978-Matt Blair, LB; Ahmad Rashad, WR
- 1979-Matt Blair, LB; Ahmad Rashad, WR
- 2000-Matt Blair, LB; Ahmad Rashad, WR
- 1981-Matt Blair, LB; Ahmad Rashad, WR; *Joe Senser, TE
- 1982-Matt Blair, LB
- 1984-Jan Stenerud, K
- 1985-Joy Browner, special teams
- 1986-Tommy Kramer, QB; Joey Browner, S; Steve Jordan, TE
- 1987-Joy Browner, S; Chris Doleman, DE; Scott Studwell, LB; Anthony Carter, WR; Steve Jordan, TE; Gary Zimmerman, T
- 1988-Joy Browner, S; Chris Doleman, DE; Carl Lee, CB; Keith Millard, DT; Scott Studwell, LB; Anthony Carter, WR; Steve Jordan, TE; Wade Wilson, QB; Gary Zimmerman, T
- 1989-Joy Browner, S; Chris Doleman, DE; Carl Lee, CB; Keith Millard, DT; Steve Jordan, TE; Randall McDaniel, G; Gary Zimmerman, T
- 1990-Joy Browner, S; Chris Doleman, DE; Carl Lee, CB; Steve Jordan, TE; Randall McDaniel, G

- 1991-Steve Jordan, TE; Randall McDaniel, G; Henry Thomas, NT
- 1992-Chris Doleman, DE; Randall McDaniel, G; *Audray McMillian, CB; Todd Scott, S; Henry Thomas, DT; Gary Zimmerman, T
- 1993-Cris Carter, WR; Chris Doleman, DE; Randall McDaniel, G; John Randle, LB
- 1994-Cris Carter, WR; Jack Del Rio, LB; Randall McDaniel, G; Warren Moon, QB; John Randle, DT; Fuad Revez, K
- 1995-Cris Carter, WR; Randall McDaniel, G; Warren Moon, QB; John Randle, DT
- 1996-Cris Carter, WR; Randall McDaniel, G; John Randle, DT; Todd Stuessie, T
- 1997-Cris Carter, WR; Randall McDaniel, G; John Randle, DT; Todd Stuessie, T
- 1998-Gary Anderson, K; Cris Carter, WR; Jeff Christy, C; Randall Cunningham, QB; Ed McDaniel, LB; Randall McDaniel, G; Randy Moss, WR; John Randle, DT; Robert Smith, RB; Todd Stuessie, T
- 1999-Mitch Berger, P; Cris Carter, WR; Jeff Christy, C; Randall McDaniel, G; Randy Moss, WR
- 2000-Matt Birk, C; Cris Carter, WR; Daunte Culpepper, QB; Robert Griffith, S; *Randy Moss, WR; Robert Smith, RB; Corey Stinger, T
- 2001-Matt Birk, C; Byron Chamberlain, TE
- 2002-Michael Bennett, RB; *Randy Moss, WR
- 2003-Matt Birk, C; Corey Chavous, S; Daunte Culpepper, QB; *Randy Moss, WR
- 2004-Matt Birk, C; Daunte Culpepper, QB; Kevin Williams, DT
- 2005-Koren Robinson, KR; Darren Sharper, S
- 2006-Matt Birk, C; Steve Hutchinson, G; Kevin Williams, DT; Pat Williams, DT
- 2007-Matt Birk, C; Steve Hutchinson, G; Adrian Peterson, RB; Tony Richardson, FB; Darren Sharper, S; Kevin Williams, DT; Pat Williams, DT
- 2008-Jared Allen, DE; Steve Hutchinson, G; Adrian Peterson, RB; Kevin Williams, DT; Pat Williams, DT; Antoine Winfield, CB
- 2009-Jared Allen, DE; Heath Farwell, LB; Brett Favre, QB; Percy Harvin, WR/KR; Steve Hutchinson, G; Bryant McKinnie, T; Adrian Peterson, RB; Sidney Rice, WR; *Kevin Williams, DT; Antoine Winfield, DB
- 2010-E.J. Henderson, LB; Adrian Peterson, RB; *Kevin Williams, DT; Antoine Winfield, CB
- 2011-Jared Allen, DE; Chad Greenway, LB

Bold - Starter

- *Did not play
- AP-Associated Press; CFW-College & Pro Football Newsweekly; FD-Football Digest; FN-Football News; NEA-Newspaper Enterprise Assoc.; PFW-Pro Football Weekly; PFWA-Pro Football Writers of America; SI-Sports Illustrated; TSN-The Sporting News; UPI-United Press International; USA-USA Today

VIKINGS PRO BOWL HONOREES

MOST PRO BOWL SEASONS

11	Randall McDaniel, G	1989-99
9	Alan Page, DT	1968-76
8	Cris Carter, WR	1993-00
7	Ron Yary, T	1971-77
6	Joey Browner, S	1985-90
6	Matt Blair, LB	1977-82
6	Chris Doleman, DE	1987-90, '92-93
6	Carl Eller, DE	1968-71, '73-74
6	Paul Krause, S	1969, '71-75
6	Steve Jordan, TE	1986-91
6	John Randle, DT	1993-98
6	Mick Tingelhoff, C	1964-69
6	Matt Birk, C	2000-01, '03-04, '06-07
6	Kevin Williams, DT	2004, '06-10

MOST PRO BOWL STARTS

11	Randall McDaniel, G	1989-99
7	Alan Page, DT	1968-71, '73-75
7	Ron Yary, T	1971-77
6	John Randle, DT	1993-98
5	Chris Doleman, DE	1987-90, '92

9/8.....L.....19-24.....at Green Bay.....	71,004
9/14.....L.....15-18.....Indianapolis.....	63,585
9/21.....W.....20-10.....Carolina.....	62,628
9/28.....W.....17-30.....at Tennessee.....	69,143
10/6.....W.....30-27.....at New Orleans.....	70,015
10/12.....W.....12-10.....Detroit.....	62,867
10/19.....L.....41-48.....at Chicago.....	62,235
11/2.....W.....28-21.....Houston.....	62,839
11/9.....W.....28-27.....Green Bay.....	63,845
11/16.....W.....13-19.....at Tampa Bay.....	65,278
11/23.....W.....30-12.....at Jacksonville.....	65,064
11/30.....W.....34-14.....Chicago.....	63,722
12/7.....W.....20-16.....at Detroit.....	50,444
12/14.....W.....35-14.....at Arizona.....	64,457
12/21.....L.....17-24.....Atlanta.....	62,889
12/28.....W.....20-19.....New York Giants.....	63,761
PLAYOFFS	
1/4/09.....L.....14-26.....Philadelphia.....	61,746

	Minn.	Opp.
Total First Downs	292	255
Rushing.....	119	72
Passing.....	150	163
Penalty.....	23	20
3rd Down: Made/Att.....	86/218	68/203
3rd Down Pct.....	39.4	33.5
4th Down: Made/Att.....	3/18	5/13
4th Down Pct.....	50.0	38.5
Possession Avg.	31:19	28:41
Total Net Yards	5294	4679
Avg. Per Game.....	330.9	292.4
Total Plays.....	1014	946
Avg. Per Play.....	5.2	4.9
Net Yards Rushing	2338	1230
Avg. Per Game.....	146.1	76.9
Total Rushes.....	519	371
Net Yards Passing	2956	3449
Avg. Per Game.....	184.8	215.6
Sacked/Yards Lost.....	43/261	45/304
Gross Yards.....	3217	3753
Attempts/Completions.....	452/267	530/324
Completion Pct.....	59.1	61.1
Had Intercepted.....	17	12
Punts/Average	74/46.9	80/43.5
Net Punting Avg.	35.0	39.1
Penalties/Yards	50/692	109/1002
Fumbles/Ball Lost	31/14	34/13
Touchdowns	41	36
Rushing.....	15	10
Passing.....	22	15
Returns.....	4	11

Score by Periods	1	2	3	4	OT	T		
VIKINGS.....	94	114	61	110	0	379		
OPPONENTS.....	78	74	115	66	0	333		
Scoring	Ru	Re	Rt	1 pt.	2 pt.	FG	S	T
Longwell.....	0	0	0	0	0	0	0	127
Peterson.....	10	0	0	-	-	-	-	60
Berrian.....	7	1	0	-	-	-	-	48
Shiancoe.....	0	7	0	-	-	-	-	42
Taylor.....	4	2	0	-	-	-	-	36
Rice.....	0	4	0	-	-	-	-	24
Wade.....	0	2	0	-	-	-	-	12
Winfield.....	0	2	-	-	-	-	-	12
Frerotte.....	1	0	-	-	-	-	-	6
Harris.....	0	0	-	-	-	-	-	6
Allen.....	0	0	-	-	-	-	-	4
VIKINGS.....	15	22	4	40/40	0/1	29/34	3	379
OPPONENTS.....	10	15	11	35/35	1/1	26/36	1	333

Field Goals	1-19	20-29	30-39	40-49	50+
Longwell.....	0/0	10/10	7/9	6/9	6/6
VIKINGS.....	0/0	10/10	7/9	6/9	6/6
OPPONENTS.....	0/0	10/10	5/8	9/15	2/3
Longwell: (37, 27) (45, 27, 53, 46, 28, 48RW) (42, 48RU) (53, 33, 30) (38B, 26) (42, 23) (54, 47WR) (43, 37) (54, 32) (23, 27) (35, 50) (34B) (29) (48, 50)					
Opponents: (42, 33B) (30N, 47) (43) (20, 32, 49) (46B, 35, 53, 46WL) (40) (26, 42B, 48), (47, 40, 52WR) (39, 26, 29, 26, 46WR) (21, 46WL, 38 WL) (25, 23, 39) (-) (22) (51, 30, 42, 20, 48WR)					

Rushing	Att.	Yds.	Avg.	Lg	TD
Peterson.....	363	1760	4.8	67t	10
Taylor.....	101	399	4.0	21t	4
Jackson.....	26	145	5.6	29	0
Berrian.....	4	26	6.5	14	0
Frerotte.....	19	7	0.4	5	1
Dugan.....	4	7	1.8	2	0
Allison.....	1	1	1.0	1	0
Kluwe.....	1	-7	-7.0	-7	0
VIKINGS.....	519	2338	4.5	67t	15
OPPONENTS.....	371	1230	3.3	57	10

Passing	Att.	Cmp.	Yards	Pct	Yd./Att.	TD	TD%	Int.	Int%	Lg	Sack/Lost	Rating
Frerotte.....	301	178	2157	59.1	7.17	12	4.0	15	5.0	99t	29/164	73.7
Jackson.....	149	88	1056	59.1	7.09	9	6.0	2	1.3	59t	14/97	95.4
Taylor.....	1	1	4	100.0	4.00	1	100.0	0	0.0	4t	0/0	122.9
Rice.....	1	0	0	0.0	0.00	0	0.0	0	0.0	0	0/0	39.6
VIKINGS.....	452	267	3217	59.1	7.12	22	4.9	17	3.8	99t	43/261	81.5
OPPONENTS.....	530	324	3753	61.1	7.08	15	2.8	12	2.3	75t	45/304	82.5

USUAL STARTERS (GAMES STARTED)

OFFENSE	DEFENSE
WR Bobby Wade (14)	DE Jared Allen (16)
TE Visanthe Shiancoe (15)	DT Kevin Williams (16)
LT Bryant McKinnie (12)	DT Pat Williams (14)
LG Steve Hutchinson (16)	DE Ray Edwards (15)
C Matt Birk (16)	LB Ben Leber (15)
RC Anthony Herrera (16)	LB Chad Greenway (15)
RT Ryan Cook (14)	LB Napoleon Harris (5)
TE Jim Kleinsasser (11)	CB Antoine Winfield (16)
WR Bernard Berrian (14)	CB Cedric Griffin (15)
QB Gus Ferrette (11)	SB Darren Sharper (16)
RB Adrian Peterson (15)	FS Madieu Williams (9)
BOLD/Purple = Pro Bowler	

Receiving	No.	Yds.	Avg.	Long	TD
Wade.....	53	645	12.2	59t	2
Berrian.....	48	964	20.1	99t	7
Taylor.....	45	399	8.9	47t	2
Shiancoe.....	42	596	14.2	40	7
Peterson.....	21	125	6.0	16	0
Tahl.....	16	37	2.3	7	0
Rice.....	15	141	9.4	23t	4
Allison.....	10	109	10.9	0	0
Kleinsasser.....	6	92	15.3	34	0
Mills.....	5	65	13.0	23	0
Ferguson.....	3	25	8.3	9	0
Dugan.....	2	12	6.0	9	0
Tapeh.....	1	7	7.0	7	0
VIKINGS.....	267	3217	12.0	99t	22
OPPONENTS.....	324	3753	11.6	75t	15

Interceptions	No.	Yds.	Avg.	Long	TD
Leber.....	2	29	14.5	28	0
Sapp.....	2	13	6.5	14	0
Winfield.....	2	5	2.5	4	0
M. Williams.....	2	-1	-0.5	0	0
Sharper.....	1	12	12.0	12	0
Gordon.....	1	0	0.0	0	0
Johnson.....	1	0	0.0	0	0
Griffin.....	1	-2	-2.0	-2	0
VIKINGS.....	12	56	4.7	28	0
OPPONENTS.....	17	329	19.4	59t	2

Opp. Fumble Rec.	No.	Yds.	Avg.	Long	TD
Leber.....	4	10	2.5	10	0
Winfield.....	2	28	14.0	19t	1
Sharper.....	2	20	10.0	20	0
Harris.....	1	27	27.0	27t	1
Johnson.....	1	7	7.0	7	0
E.J. Henderson.....	1	0	0.0	0	0
Thomas.....	1	0	0.0	0	0
P. Williams.....	1	0	0.0	0	0
VIKINGS.....	13	92	7.1	27t	2
OPPONENTS.....	10	10	1.0	4	1

Punting	No.	Yds	Avg	Net	TBIn20	Lg	B
Kluwe.....	73	3473	47.6	35.0	13	62	61
VIKINGS.....	73	3473	46.9	35.0	13	62	61
OPPONENTS.....	80	3481	43.5	39.1	4	29	66

Punt Returns	No.	FC	Yds	Avg	Long	TD
Berrian.....	7	5	114	16.3	82t	1
Gordon.....	15	11	66	4.4	20	0
Allison.....	9	4	58	6.4	27	0
Wade.....	3	3	35	11.7	20	0
VIKINGS.....	34	23	273	8.0	82t	1
OPPONENTS.....	42	8	624	14.9	76t	4

Kickoff Returns	No.	Yds	Avg	Long	TD
M. Hicks.....	29	690	23.8	38	0
Taylor.....	10	234	23.4	37	0
Reynaud.....	8	201	25.1	49	0
Allison.....	6	100	16.7	22	0
Gordon.....	2	61	30.5	14	0
Kleinsasser.....	3	38	12.0	12	0
Tahl.....	2	31	15.5	20	0
Peterson.....	1	16	16.0	16	0
VIKINGS.....	61	1369	22.4	49	0
OPPONENTS.....	78	1830	23.5	58	0

Defensive Leaders:
Tackles - Greenway (150), Griffin (100), Winfield (96), Leber (88), K. Williams (84)
Sacks - Allen (14.5), K. Williams (8.5), Greenway (5.5), Edwards (5.0), Robison (2.5), Wymys (2.5), Winfield (2.0), Leber (1.5)
Interceptions, TDs - Leber (2), Sapp (2), Winfield (2), M. Williams (2), Sharper (1), T. Johnson (1), Gordon (1), Griffin (1).
Fumbles Lost - A. Peterson 4, T. Jackson 3, C. Taylor 2, B. Berrian 1, N. Tahl 1, C. Gordon 1, G. Ferrette 1, M. Hicks 1 **Total: 14**
Opponent Fumble Recoveries - B. Leber 4, D. Sharper 2, A. Winfield 2, N. Harris 1, P. Williams 1, E.J. Henderson 1, D. Thomas 1, T. Johnson 1 **Total: 13**

9/13.....W.....	34-20.....@ Cleveland.....	70,560
9/20.....W.....	27-13.....@ Detroit.....	56,269
9/27.....W.....	27-24.....San Francisco.....	63,398
10/5.....W.....	30-23.....Green Bay.....	63,846
10/11.....W.....	38-10.....@ St. Louis.....	60,166
10/18.....W.....	33-31.....Baltimore.....	63,689
10/25.....L.....	17-27.....@ Pittsburgh.....	65,597
11/1.....W.....	38-26.....@ Green Bay.....	71,213
11/6.....W.....	27-10.....Detroit.....	63,854
11/22.....W.....	35-9.....Seattle.....	63,854
11/29.....W.....	36-10.....Chicago.....	63,854
12/6.....L.....	17-30.....@ Arizona.....	64,121
12/13.....W.....	30-10.....Cincinnati.....	63,854
12/20.....L.....	7-26.....@ Carolina.....	73,515
12/28.....L.....	30-36 OT.....@ Chicago.....	62,479
1/3/10.....W.....	44-7.....New York Giants.....	63,854

PLAYOFFS

1/17/10.....W.....	34-3.....Dallas.....	63,547
1/24/10.....L.....	28-31 OT.....@ New Orleans.....	71,276

Total First Downs	Minn.	Opp.
Rushing.....	343.....	271.....
Passing.....	99.....	63.....
Penalty.....	22.....	183.....
3rd Down: Made/Att.....	100/223.....	69/200.....
3rd Down: Pct.....	44.8.....	34.5.....
4th Down: Made/Att.....	8/12.....	5/12.....
4th Down: Pct.....	66.7.....	41.7.....
Possession Avg.	32:40	27:20
Total Net Yards	6074	4888
Avg. Per Game.....	379.6.....	305.5.....
Total Plays.....	1054.....	940.....
Avg. Per Play.....	5.8.....	5.2.....
Net Yards Rushing	1918	1394
Avg. Per Game.....	119.9.....	87.1.....
Total Rushes.....	467.....	357.....
Net Yards Passing	4156	3494
Avg. Per Game.....	259.8.....	218.4.....
Sacked/Yards Lost.....	34/247.....	48/318.....
Gross Yards Passing.....	4403.....	3812.....
Att./Completions.....	553/377.....	535/341.....
Completion Pct.....	68.2.....	63.7.....
Had Intercepted.....	7.....	11.....
Punts/Average	73/43.9	89/44.7
Net Punting Avg.	37.8	38.2
Penalties/Yards	101/757	109/902
Fumbles/Ball Lost	19/11	35/13
Touchdowns	56	36
Rushing.....	19.....	5.....
Passing.....	34.....	26.....
Returns.....	3.....	5.....

Score by Periods

	1	2	3	4	OT	T
VIKINGS.....	69	156	111	134	0	470
OPPONENTS.....	29	101	56	120	6	312

Scoring

	Ru	Re	Rt	1 pt.	2 pt.	FG	S	T
Longwell.....	0	0	0	54/55	-	26/28	-	132
Peterson.....	18	0	0	-	-	-	-	108
Shiancoe.....	0	11	0	-	-	-	-	66
Harvin.....	0	6	2	-	-	-	-	48
Rice.....	0	8	0	-	-	-	-	48
Berrian.....	0	4	0	-	-	-	-	24
Dugan.....	0	2	0	-	-	-	-	12
Taylor.....	1	1	0	-	-	-	-	12
J. Allen.....	0	0	1	-	-	-	1	8
Lewis.....	0	1	0	-	-	-	-	6
Tahj.....	0	1	0	-	-	-	-	6
VIKINGS.....	19	34	3	54/55	-	26/28	1	470
OPPONENTS.....	5	26	5	30/31	-	22/26	-	312

Field Goals

	1-19	20-29	30-39	40-49	50+
Longwell.....	1/1	10/10	5/6	8/9	2/2
VIKINGS.....	1/1	10/10	5/6	8/9	2/2
Opponents.....	0/0	8/8	10/10	4/7	0/1

Longwell: (21, 37) (26, 46) (40, 52, 44B) (1) (47) (40, 22, 29, 31) (18) (41) (22, 35) (52, 37, 20) (25) (41, 23, 44) (39N) (41) (36, 24, 27)
 Opponents: (37, 20) (30, 48) (37) (31) (29) (29, 44N) (39, 27) (37, 26, 51N) (46N, 38) (40) (38) (31, 30, 29) (22) (1) (22, 42, 41, 45N) (1)

Passing	Att.	Cmp.	Yards	Pct	Yd./Att.	TD	TD%	Int.	Int%	Lg	Sack/Lost	Rating
Favre.....	531	363	4202	68.4	7.91	33	6.2	7	1.3	63	34/247	107.2
Jackson.....	21	14	201	66.7	9.57	1	4.8	0	0.0	34t	0/0	113.4
Rice.....	1	0	0.0	0.0	0.0	0	0.0	0	0.0	0	0/0	39.6
VIKINGS.....	553	377	4403	68.2	7.96	34	6.1	7	1.3	63	34/247	107.3
OPPONENTS.....	535	341	3812	63.7	7.13	26	4.9	11	2.1	63	48/318	92.5

USUAL STARTERS (GAMES STARTED)

OFFENSE	DEFENSE
WR Bernard Berrian (15)	DE Jared Allen (16)
LT Bryant McKinnie (16)	DT Kevin Williams (16)
LG Steve Hutchinson (16)	DT Pat Williams (15)
C John Sullivan (16)	DE Ray Edwards (16)
RG Anthony Herrera (16)	LB Ben Leber (13)
RT Phil Loadholt (15)	LB E.J. Henderson (12)
TE Visanthe Shiancoe (14)	LB Chad Greenway (16)
TE Jim Kleinsasser (8)	CB Antoine Winfield (9)
WR Sidney Rice (15)	CB Cedric Griffin (16)
WR Percy Harvin (7)	SS Tyrell Johnson (15)
QB Brett Favre (16)	FS Madiue Williams (16)
RB Adrian Peterson (15)	
BOLD/Purple = Pro Bowler	

Rushing

	Att.	Yds.	Avg.	Long	TD
Peterson.....	314	1383	4.4	64t	18
Taylor.....	94	338	3.6	25	1
Harvin.....	15	135	9.0	35	0
Young.....	12	53	4.4	10	0
Dugan.....	3	7	2.3	5	0
Favre.....	9	7	0.8	4	0
Tahj.....	3	5	1.7	2	0
Jackson.....	17	-10	-0.6	6	0
VIKINGS.....	467	1918	4.1	64t	19
OPPONENTS.....	357	1394	3.9	42	5

Receiving

	No.	Yds.	Avg.	Long	TD
Rice.....	83	1312	15.8	63	8
Harvin.....	60	790	13.2	51t	6
Shiancoe.....	56	566	10.1	27	11
Berrian.....	55	618	11.2	40	4
Taylor.....	44	389	8.8	33	1
Peterson.....	43	436	10.1	63	0
Kleinsasser.....	10	70	7.0	21	0
Tahj.....	10	67	6.7	32	1
Lewis.....	8	96	12.0	32t	1
Dugan.....	6	52	8.7	25	2
J. Johnson.....	1	9	9.0	9	0
Favre.....	1	-2	-2.0	-2	0
VIKINGS.....	377	4403	11.7	63	34
OPPONENTS.....	341	3812	11.2	63	26

Punt Returns

	No.	FC	Yds	Avg	Long	TD
Reynaud.....	30	13	308	10.3	36	0
J. Johnson.....	16	3	134	8.4	24	0
Berrian.....	2	0	13	6.5	8	0
VIKINGS.....	48	18	455	9.5	36	0
OPPONENTS.....	33	13	260	7.9	67t	1

Kickoff Returns

	No.	Yds	Avg	Long	TD
Harvin.....	42	1156	27.5	101t	2
Dugan.....	5	38	7.6	13	0
Reynaud.....	4	90	22.5	30	0
Robison.....	2	7	3.5	7	0
Kennedy.....	1	6	6.0	6	0
Rice.....	1	0	0.0	0	0
Tahj.....	1	0	0.0	0	0
VIKINGS.....	56	1297	23.2	101t	2
OPPONENTS.....	91	2060	22.6	77	0

Punting

	No.	Yds	Avg	Net	TB	I20	LG	BK
Kluwe.....	73	3202	43.9	37.8	9	24	60	0
VIKINGS.....	73	3202	43.9	37.8	9	24	60	0
OPPONENTS.....	89	3979	44.7	38.2	6	21	67	0

Defensive Leaders:
Tackles - Greenway (127), Henderson (100), Allen (79), M. Williams (76), Edwards (75).
Sacks - J. Allen (14.5), Edwards (8.5), K. Williams (6.0), Robison (4.5), Kennedy (3.0), Leber (2.5), E.J. Henderson (2.0), P. Williams (2.0), TEAM (2.0), Abdullah (1.0), A. Allen (1.0), Winfield (1.0).

Interceptions, TDs - Griffin (4, 0), Greenway (3, 0), A. Allen (1, 0), T. Johnson (1, 0), Winfield (1, 0), J. Allen (1, 0).
Fumbles Lost - A. Peterson 6, B. Favre 2, S. Rice 1, B. Robison 1, J. Sullivan 1
Total: 11
Opponent Fumble Recoveries - J. Allen 3, C. Greenway 3, H. Farwell 2, R. Edwards 1, T. Johnson 1, M. Williams 1, K. Williams 1, E. Henderson 1 **Total: 13**

9/9.....L....9-14.....at New Orleans.....70,051
9/19.....L....10-14.....Miami.....63,846
9/26.....W...24-10.....Detroit.....63,377
10/11.....L....20-29.....at New York Jets.....77,909
10/17.....W...24-21.....Dallas.....64,120
10/24.....L....24-28.....at Green Bay.....71,107
10/31.....L....18-28.....at New England.....68,756
11/7.....W...27-24 OT.....Arizona.....64,120
11/14.....L....13-27.....at Chicago.....62,206
11/21.....L....3-31.....Green Bay.....64,120
11/28.....W...17-13.....at Washington.....83,602
12/5.....W...38-14.....Buffalo.....64,012
12/13.....L....3-21.....New York Giants.....45,910 (at Ford Field, Detroit)
12/20.....L....14-40.....Chicago.....40,504 (at TCF Bank Stadium)
12/28.....W...24-14.....at Philadelphia.....69,144
1/2/11.....L....13-20.....at Detroit.....57,013

USUAL STARTERS (GAMES STARTED)

OFFENSE		DEFENSE	
WR Percy Harvin (13)	TE Visanthe Shiancoe (9)	DE Jared Allen (16)	DT Kevin Williams (16)
LT Bryant McKinnie (16)	LT Steve Hutchinson (11)	DT Pat Williams (16)	DE Ray Edwards (14)
C John Sullivan (14)	RG Anthony Herrera (10)	LB Chad Greenway (16)	LB E.J. Henderson (16)
RC Phil Loadholt (16)	QB Brett Favre (13)	LB Ben Lober (10)	CB Antoine Winfield (16)
RB Adrian Peterson (15)	FB Naufahu Tahī (7)	CB Asher Allen (1)	CS Husain Abdullah (15)
WR Bernard Berrian (8)	WR Bernard Berrian (8)	FS Madieu Williams (13)	

Rushing	No.	Yds	Avg	Long	TD
A.Peterson.....283	1298	4.6	80t	12	
T.Gerhart.....81	322	4.0	21	1	
J.Webb.....18	120	6.7	16	2	
P.Harvin.....18	107	5.9	17t	1	
T.Jackson.....7	63	9.0	33	0	
A.Young.....13	29	2.2	6	0	
B.Favre.....17	8	0.5	10	0	
J.Dugan.....2	2	1.0	2	0	
N.Tahī.....1	1	1.0	1	0	
B.Berrian.....1	-8	-8.0	-8	0	
TEAM.....441	1942	4.4	80t	16	
OPPONENTS.....417	1635	3.9	73	10	

Receiving	No.	Yds	Avg	Long	TD
P.Harvin.....71	868	12.2	53t	5	
V.Shiancoe.....47	530	11.3	33	2	
A.Peterson.....36	341	9.5	34	1	
B.Berrian.....28	252	9.0	30	0	
T.Gerhart.....21	167	8.0	23	0	
G.Camarillo.....20	240	12.0	31	1	
S.Rice.....17	280	16.5	46	2	
G.Lewis.....17	197	11.6	33	0	
J.Kleinsasser.....17	148	8.7	20	0	
R.Moss (TM).....13	174	13.4	37t	2	
N.Tahī.....6	39	6.5	11	1	
L.Booker.....5	32	6.4	7	0	
J.Dugan.....4	30	7.5	10	0	
A.Young.....2	11	5.5	13	0	
H.Baskett.....1	18	18.0	18	0	
TEAM.....305	3327	10.9	53t	14	
OPPONENTS.....333	3544	10.6	67t	25	

Punting	No.	Yds	Avg	Net	TB	In	Lg	B
C.Kluwe.....83	3569	43.0	38.9	5	32	59	0	
TEAM.....83	3569	43.0	38.9	5	32	59	0	
OPPONENTS.....85	3748	44.1	38.9	4	28	60	0	

Punt Returns	Ret	FC	Yds	Avg	Long	TD
G.Camarillo.....39	20	359	9.2	52	0	
B.Berrian.....3	2	2	0.7	2	0	
TEAM.....42	22	361	8.6	52	0	
OPPONENTS.....32	22	241	7.5	64t	1	

Kickoff Returns	No.	Yds	Avg	Long	TD
P.Harvin.....40	933	23.3	95t	1	
L.Booker.....18	429	23.8	49	0	
J.Dugan.....2	8	4.0	5	0	
J.Webb.....1	30	30.0	30	0	
A.Young.....1	25	25.0	25	0	
J.Brinkley.....1	2	2.0	2	0	
J.Kennedy.....1	0	0.0	0	0	
J.Kleinsasser.....0	0	0	0	0	
TEAM.....64	1427	22.3	95t	1	
OPPONENTS.....61	1455	23.9	96t	1	

Defensive Leaders:
 Tackles - Greenway (149), Henderson (139), Winfield (110), Abdullah (98), M. Williams (96).

Sacks - J. Allen (11.0), Edwards (8.0), Winfield (2.0), Guion (2.0), Robinson (2.0), E.J. Henderson (1.0), K. Williams (1.0), Mitchell (1.0), Greenway (1.0), Sanford (1.0), M. Williams (0.5), Kennedy (0.5).

Interceptions, TDs - E.J. Henderson (3.0), Abdullah (3.0), Winfield (2.0), J. Allen (2.1), A. Allen (2.0), Leber (1.0), Walker (1.0), M. Williams (1.0).

Fumbles Lost - B. Favre 5, T. Gerhart 3, A. Peterson 1, L. Booker 1, P. Harvin 1 **Total: 11**
Opponent Fumble Recoveries - B. Robinson 2, Erin Henderson 1, J. Sanford 1, A. Winfield 1, B. Leber 1, F. Walker 1, E. Henderson 1, J. Allen 1, C. Greenway 1 **Total: 11**

TD	TD%	Int	Int%	Long	Sack	Lost	Rating
11	3.1%	19	5.3%	53t	22/	139	69.9
0	0.0%	3	3.4%	46	8/	48	60.9
3	5.2%	4	6.9%	46	6/	43	63.9
14	2.8%	26	5.1%	53t	36/	230	67.7
25	4.7%	15	2.8%	67t	31/	177	86.4

	Minn.	Opp.
Total First Downs	289	276
Rushing.....	104	87
Passing.....	159	178
Penalty.....	26	11
3rd Down: Made/Att.....	71/205	87/213
3rd Down Pct.....	34.6%	40.8%
4th Down: Made/Att.....	8/17	5/10
4th Down Pct.....	47.1%	50.0%
Possession Avg.	30:15	29:45
Total Net Yards	5039	5002
Avg. Per Game.....	314.9	312.6
Total Plays.....	962	977
Avg. Per Play.....	5.1	5.1
Net Yards Rushing	1942	1635
Avg. Per Game.....	121.4	102.2
Total Rushes.....	441	417
Net Yards Passing	3097	3367
Avg. Per Game.....	193.6	210.4
Sacked/Yards Lost.....	36/230	31/177
Gross Yards.....	3327	3544
Attempts/Completions.....	505/305	529/333
Completion Pct.....	60.4%	62.9%
Had Intercepted.....	26	15
Punts/Average	83/43.0	85/44.1
Net Punting Avg.	38.9	38.9
Penalties/Yards	100/769	98/786
Fumbles/Ball Lost	20/11	17/11
Touchdowns	33	42
Rushing.....	16	10
Passing.....	14	25
Returns.....	3	7

Score by Periods	Q1	Q2	Q3	Q4	OT	PTS
VIKINGS.....	51	81	85	61	3	281
OPPONENTS.....	69	106	98	75	0	348

Scoring	TD	Ru	Pa	Rt	K-PAT	FG	2Pt	PTS
R.Longwell.....	0	0	0	0	30/31	17/18	0	81
A.Peterson.....	13	12	1	0	0/0	0/0	0	78
P.Harvin.....	7	1	5	1	0/0	0/0	1	44
J.Webb.....	2	2	0	0	0/0	0/0	0	12
S.Rice.....	2	2	0	0	0/0	0/0	0	12
R.Moss.....	2	2	0	0	0/0	0/0	0	12
V.Shiancoe.....	2	2	0	0	0/0	0/0	0	12
J.Allen.....	1	0	1	0	0/0	0/0	0	6
G.Camarillo.....	1	0	1	0	0/0	0/0	0	6
N.Tahī.....	1	0	1	0	0/0	0/0	0	6
A.Winfield.....	1	0	1	0	0/0	0/0	0	6
T.Gerhart.....	1	1	0	0	0/0	0/0	0	6
VIKINGS.....	33	16	14	3	30/31	17/18	1	281
OPPONENTS.....	42	10	25	7	42/42	18/23	0	348

Field Goals	1-19	20-29	30-39	40-49	50+
R.Longwell.....	0/0	7/7	8/9	2/2	0/0
VIKINGS.....	0/0	7/7	8/9	2/2	0/0
OPPONENTS.....	0/0	6/6	7/8	3/6	2/3

Longwell: (41G) (28G) (31G) (1) (38G) (28G) (24G) (21G, 35G) (36G, 39LU, 33G) (24G) (31G) (38G) (21G) (1) (30G) (27G, 48G)
 Opponents: (46WL, 32WL) (1) (44WL, 33G) (25G, 53G, 22G, 34G, 31G) (1) (1) (1) (22G) (43WL, 34, 37) (42G) (40G, 42G) (1) (1) (29G, 23G, 34G, 20G) (54SH) (55G, 37G)

2011

COACH: LESLIE FRAZIER

RECORD: 3-13

9/11.....L.....17-24.....at San Diego.....66,716
9/18.....L.....20-24.....vs. Tampa Bay.....62,461
9/25.....L.....23-26 OT.....vs. Detroit.....62,466
10/3.....L.....17-22.....at Kansas City.....72,931
10/9.....W.....34-10.....vs. Arizona.....62,479
10/16.....L.....10-39.....at Chicago.....62,322
10/23.....L.....27-33.....vs. Green Bay.....63,946
10/30.....W.....24-21.....at Carolina.....72,095
11/4.....L.....7-45.....at Green Bay.....70,519
11/20.....L.....21-27.....vs. Oakland.....62,748
11/27.....L.....14-24.....at Atlanta.....68,115
12/4.....L.....32-35.....vs. Denver.....62,939
12/11.....L.....28-34.....at Detroit.....63,988
12/18.....L.....20-42.....vs. New Orleans.....62,623
12/24.....W.....33-26.....at Washington.....63,370
1/1/12.....L.....13-17.....vs. Chicago.....62,867

Total First DownsMinn..... 297Opp..... 332
Rushing.....118.....92
Passing.....159.....213
Penalty.....20.....27
3rd Down: Made/Att.....83/216.....92/208
3rd Down Pct.....38.4%.....44.2%
4th Down: Made/Att.....7/18.....5/9
4th Down Pct.....38.3%.....55.6%
Possession Avg. 28:39 31:21
Total Net Yards 5275 5731
Avg. Per Game.....323.7.....358.2
Total Plays.....1007.....1027
Avg. Per Play.....5.2.....5.6
Net Yards Rushing 2318 1712
Avg. Per Game.....144.9.....107.0
Total Rushes.....448.....439
Net Yards Passing 2957 4019
Avg. Per Game.....184.8.....251.2
Sacked/Yards Lost.....49/298.....50/342
Gross Yards.....3255.....4361
Attempts/Completions.....510/286.....538/367
Completion Pct.....56.1%.....68.2%
Had Intercepted.....17.....8
Punts/Average 77/45.7 67/47.1
Net Punting Avg. 38.0 41.1
Penalties/Yards 109/908 97/834
Fumbles/Ball Lost 20/9 26/15
Touchdowns 39 50
Rushing.....18.....10
Passing.....20.....34
Returns.....1.....6

Score by Periods	Q1	Q2	Q3	Q4	OT	PTS
VIKINGS.....	104	91	61	84	0	340
OPPONENTS.....	92	121	132	101	3	449

Scoring	TD	Ru	Pa	Rt	K-PAT	FG	2Pt	PTS
R.Longwell.....	0	0	0	0	38/39	22/28	0	104
A.Peterson.....	13	12	1	0	0/0	0/0	0	78
P.Harvin.....	9	2	6	1	0/0	0/0	1	54
T.Gerhart.....	4	1	3	0	0/0	0/0	0	24
K.Rudolph.....	3	0	3	0	0/0	0/0	0	18
M.Jenkins.....	3	0	3	0	0/0	0/0	0	18
V.Shiancoe.....	3	0	3	0	0/0	0/0	0	18
J.Webb.....	2	2	0	1	0/0	0/0	0	12
D.Aromashodu.....	1	0	1	0	0/0	0/0	0	6
D.McNabb.....	1	1	0	0	0/0	0/0	0	6
J.Allen.....	0	0	0	0	0/0	0/0	0	2
VIKINGS.....	33	16	14	3	30/31	17/18	1	281
OPPONENTS.....	42	10	25	7	42/42	18/23	0	348

Field Goals	1-19	20-29	30-39	40-49	50+
R.Longwell.....	0/0	7/7	7/8	6/10	2/3
VIKINGS.....	0/0	7/7	7/8	6/10	2/3
OPPONENTS.....	0/0	14/14	5/6	6/7	7/8

Longwell: (33G) (22G) (29G) (33G, 41G, 49G) (33G) (26G, 43N, 53G) (37G, 38N) (52G, 46G) (45N, 31G) (52N) () () (40G, 25G, 39G) () (44G, 49G) (36G, 495H, 23G) (26G, 48B, 25G)

Opponents: (40G) (36G) (28G, 50G, 40G, 32G) (40G, 24G, 51G, 54G, 22G) (51G) (51G, 26G, 22G) (39G, 45G, 24G, 58G) (31N) (25G) (29G, 26G, 49B) (37G) (46G, 23G) (30G, 26G) (50WL) (26G, 53G, 25G, 47G) (27G)

USUAL STARTERS (GAMES STARTED)

OFFENSE

- WR Michael Jenkins (7)
- LT Charlie Johnson (16)
- LG Steve Hutchinson (14)
- C John Sullivan (15)
- RG Anthony Herrera (12)
- RT Phil Loadholt (16)
- TE Visanthe Shiancoe (14)
- TE Jim Kleinsasser (11)
- WR Devin Aromashodu (6)
- WR Percy Harvin (14)
- QB Christian Ponder (10)
- RB Adrian Peterson (12)

DEFENSE

- DE Jared Allen (16)
- DT Kevin Williams (14)
- DT Remi Ayodele (13)
- DE Brian Robison (16)
- LB Erin Henderson (11)
- LB E.J. Henderson (14)
- LB Chad Greenway (16)
- CB Asher Allen (9)
- CB Cedric Griffen (14)
- SS Jamarca Sanford (15)
- FS Husain Abdullah (9)

BOLD/Purple= Pro Bowler

Rushing					
A.Peterson.....	208	970	4.7	54	12
T.Gerhart.....	109	531	4.9	67	1
P.Harvin.....	52	345	6.6	39	2
C.Ponder.....	28	219	7.8	28	0
J.Webb.....	22	154	7.0	65t	2
D.McNabb.....	14	59	4.2	23	1
L.Booker.....	13	52	4.0	25	0
C.Kluwe.....	2	-12	-6.0	0	0
TEAM.....	448	2318	5.2	67	18
OPPONENTS.....	439	1712	3.9	28	10

Receiving	No.	Yds	Avg	Long	TD
P.Harvin.....	87	967	11.1	52t	6
M.Jenkins.....	38	466	12.3	72	3
V.Shiancoe.....	36	409	11.4	37	3
D.Aromashodu.....	26	468	18.0	60	1
K.Rudolph.....	26	249	9.6	41	3
T.Gerhart.....	23	190	8.3	42	3
A.Peterson.....	18	139	7.7	22	1
G.Camarrillo.....	9	121	13.4	23	0
L.Booker.....	8	82	10.3	15	0
B.Berrian.....	7	91	13.0	30	0
S.Burton.....	2	38	19.0	21	0
R.D'Imperio.....	2	7	3.5	6	0
E.Arceneaux.....	1	10	10.0	10	0
J.Webb.....	1	9	9.0	9	0
A.Reisner.....	1	5	5.0	5	0
J.Kleinsasser.....	1	4	4.0	4	0
TEAM.....	286	3255	11.4	72	20
OPPONENTS.....	367	4361	11.9	79t	34

Punting	No.	Yds	Avg	Net	TB	In	Lg	B
C.Kluwe.....	77	3517	45.7	38.0	3	22	60	0
TEAM.....	77	3517	45.7	38.0	3	22	60	0
OPPONENTS.....	67	3153	47.1	41.1	6	22	65	0

Punt Returns	Ret	FC	Yds	Avg	Long	TD
M.Sherels.....	33	20	277	8.4	53	0
TEAM.....	33	20	277	8.4	53	0
OPPONENTS.....	43	19	532	12.4	80t	1

Kickoff Returns	No.	Yds	Avg	Long	TD
L.Booker.....	19	450	23.7	68	0
P.Harvin.....	16	520	32.5	104	1
M.Sherels.....	16	445	27.8	78	0
E.Griffin.....	1	7	7.0	7	0
R.D'Imperio.....	1	6	6.0	6	0
TEAM.....	53	1428	26.9	104	1
OPPONENTS.....	57	1403	24.6	98t	1

Defensive Leaders:

Tackles - Greenway (174), E.J. Henderson (130), Sanford (118), E. Henderson (91), J. Allen (86).
Sacks - J. Allen (22.0), Robison (8.0), K. Williams (5.0), Griffen (4.0), E.J. Henderson (2.0), Greenway (2.0), E. Henderson (1.0), Sherels (1.0), Abdullah (1.0), Winfield (1.0), Ayodele (1.0).
Interceptions, TDs - Sanford (2, 0), Abdullah (1, 0), J. Allen (1, 0), Winfield (1, 0), A. Allen (1, 0), Raymond (1, 0), Griffen (1, 0).

Fumbles Lost - Jenkins 2, Booker 2, Ponder 2, Webb 1 **Total: 9**
Opponent Fumble Recoveries - J. Allen 4, Robison 2, J. Sanford 2, D'Imperio 2, Griffen 1, Gerhart 1, Raymond 1, Gulion 1, C. Greenway 1 **Total: 15**

PassingAtt.....Cmp.....Yds.....Cmp%.....Yds/Att.....TD.....TD%.....Int.....Int%.....Long.....Sack.....Lost.....Rating													
C.Ponder.....	291	158	1853	54.3%	6.4	13	4.5%	13	4.5%	72	30	164	70.1
D.McNabb.....	156	94	1026	60.3%	6.6	4	2.6%	2	1.3%	60	16	113	82.9
J.Webb.....	63	34	376	54.0%	6.0	3	4.8%	2	3.2%	36	3	21	74.5
TEAM.....	510	286	3255	56.1%	6.4	20	3.9%	17	3.3%	72	49	298	74.6
Opponents.....	538	367	4361	68.2%	8.1	34	6.3%	8	1.5%	79t	50	342	107.6

ALL-TIME SUPER BOWL RESULTS

SUPER BOWL DATE	RESULT	SITE	MVP
I 1/15/67	Green Bay 35, Kansas City 10	Los Angeles	QB Bart Starr, Green Bay
II 1/14/68	Green Bay 33, Oakland 14	Miami	QB Bart Starr, Green Bay
III 1/12/69	NY Jets 16, Baltimore 7	Miami	QB Joe Namath, NY Jets
IV 1/11/70	Kansas City 23, Minnesota 7	New Orleans	QB Len Dawson, Kansas City
V 1/17/71	Baltimore 16, Dallas 13	Miami	LB Chuck Howley, Dallas
VI 1/16/72	Dallas 24, Miami 3	New Orleans	QB Roger Staubach, Dallas
VII 1/14/73	Miami 14, Washington 7	Los Angeles	S Jake Scott, Miami
VIII 1/13/74	Miami 24, Minnesota 7	Houston	RB Larry Csonka, Miami
IX 1/12/75	Pittsburgh 16, Minnesota 6	New Orleans	RB Franco Harris, Pittsburgh
X 1/18/76	Pittsburgh 21, Dallas 17	Miami	WR Lynn Swann, Pittsburgh
XI 1/9/77	Oakland 32, Minnesota 14	Pasadena	WR Fred Biletnikoff, Oakland
XII 1/15/78	Dallas 27, Denver 10	New Orleans	DT Randy White/DE Harvey Martin, Dallas
XIII 1/21/79	Pittsburgh 35, Dallas 31	Miami	QB Terry Bradshaw, Pittsburgh
XIV 1/20/80	Pittsburgh 31, Los Angeles 19	Pasadena	QB Terry Bradshaw, Pittsburgh
XV 1/25/81	Oakland 27, Philadelphia 10	New Orleans	QB Jim Plunkett, Oakland
XVI 1/24/82	San Francisco 26, Cincinnati 21	Pontiac	QB Joe Montana, San Francisco
XVII 1/30/83	Washington 27, Miami 17	Pasadena	RB John Riggins, Washington
XVIII 1/22/84	LA Raiders 38, Washington 9	Tampa	RB Marcus Allen, LA Raiders
XIX 1/20/85	San Francisco 38, Miami 16	Stanford	QB Joe Montana, San Francisco
XX 1/26/86	Chicago 46, New England 10	New Orleans	DE Richard Dent, Chicago
XXI 1/25/87	NY Giants 39, Denver 20	Pasadena	QB Phil Simms, NY Giants
XXII 1/31/88	Washington 42, Denver 10	San Diego	QB Doug Williams, Washington
XXIII 1/22/89	San Francisco 20, Cincinnati 16	Miami	WR Jerry Rice, San Francisco
XXIV 1/28/90	San Francisco 55, Denver 10	New Orleans	QB Joe Montana, San Francisco
XXV 1/27/91	NY Giants 20, Buffalo 19	Tampa	RB Ottis Anderson, NY Giants
XXVI 1/26/92	Washington 37, Buffalo 24	Minneapolis	QB Mark Rypien, Washington
XXVII 1/31/93	Dallas 52, Buffalo 17	Pasadena	QB Troy Aikman, Dallas
XXVIII 1/30/94	Dallas 30, Buffalo 13	Atlanta	RB Emmitt Smith, Dallas
XXIX 1/29/95	San Francisco 49, San Diego 26	Miami	QB Steve Young, San Francisco
XXX 1/28/96	Dallas 27, Pittsburgh 17	Tempe	CB Larry Brown, Dallas
XXXI 1/26/97	Green Bay 35, New England 21	New Orleans	KR/PR Desmond Howard, Green Bay
XXXII 1/25/98	Denver 31, Green Bay 24	San Diego	RB Terrell Davis, Denver
XXXIII 1/31/99	Denver 34, Atlanta 19	Miami	QB John Elway, Denver
XXXIV 1/30/00	St. Louis 23, Tennessee 16	Atlanta	QB Kurt Warner, St. Louis
XXXV 1/28/01	Baltimore 34, NY Giants 7	Tampa	LB Ray Lewis, Baltimore
XXXVI 2/3/02	New England 20, St. Louis 17	New Orleans	QB Tom Brady, New England
XXXVII 1/26/03	Tampa Bay 48, Oakland 21	San Diego	S Dexter Jackson, Tampa Bay
XXXVIII 2/1/04	New England 32, Carolina 29	Houston	QB Tom Brady, New England
XXXIX 2/6/05	New England 24, Philadelphia 21	Jacksonville	WR Deion Branch, New England
XL 2/5/06	Pittsburgh 21, Seattle 10	Detroit	WR Hines Ward, Pittsburgh
XLI 2/4/07	Indianapolis 29, Chicago 17	South Florida	QB Peyton Manning, Indianapolis
XLII 2/3/08	NY Giants 17, New England 14	Glendale	QB Eli Manning, NY Giants
XLIII 2/1/09	Pittsburgh 27, Arizona 23	Tampa	WR Santonio Holmes, Pittsburgh
XLIV 2/7/10	New Orleans 31, Indianapolis 17	South Florida	QB Drew Brees, New Orleans
XLV 2/6/11	Green Bay 31, Pittsburgh 25	North Texas	QB Aaron Rodgers, Green Bay
XLVI 2/5/12	NY Giants 21, New England 17	Indianapolis	QB Eli Manning, NY Giants


FUTURE SUPER BOWLS

XLVII 2/3/13*	Mercedes-Benz Superdome, New Orleans
XLVIII 2/2/14*	New Meadowlands Stadium, New York-New Jersey
XLIX 2/1/15*	University of Phoenix Stadium, Glendale, AZ

*tentative dates

KICKOFF
EXECUTIVES
STAFF
COACHES
PLAYERS
ROOKIES
2011 SEASON
RECORDS
PLAYOFF RECORDS
HISTORY
EXTRA POINTS

HOMES OF THE VIKINGS



The Vikings played their home games for 21 seasons (1961-81) at Metropolitan Stadium. The team has played its games for the last 30 seasons (1982-2011) at Mall of America Field at the Hubert H. Humphrey Metrodome. Funded initially through the sale of 30-year bonds, the Metrodome's debt was retired 14 years ahead of schedule.

The Vikings have called two stadiums "home" in their 52-year history: Metropolitan Stadium in Bloomington, and Mall of America Field at the Hubert H. Humphrey Metrodome in Minneapolis. On September 10, 1961, the Vikings played their first-ever home game, a 21-17 preseason loss to the LA Rams at Metropolitan Stadium. Over 21 seasons the Vikings compiled a 97-59-4 record, including playoffs, at Met Stadium and possessed one of the most dominant home field advantages in professional football. On December 20, 1981, the Vikings played the last game at the Met, a 10-6 loss to the Kansas City Chiefs. Capacity of the Met was 48,446 in the stadium's final year.

The Vikings moved indoors in 1982 to the Metrodome in downtown Minneapolis. Seating capacity for the Metrodome is 63,725. It also features two Sony Jumbotron replay screens and 115 private suites owned and operated by the Vikings. In 30 seasons at the Metrodome the Vikings have a 157-88 record, which includes a 6-4 mark in NFL playoff action. The 2012 season marks the Vikings 31st campaign playing their home games in the Metrodome, 10 seasons longer than the Vikings played at Metropolitan Stadium. Construction of the Metrodome was financed through a successful partnership of public and private interests. Funded initially through the sale of 30-year bonds, the facility's debt was retired 14 years ahead of schedule. The Minnesota Vikings were largely responsible for the tenant-generated portion of the funding that retired that debt. The Metrodome has been host to many marquee sporting events, including Super Bowl XXVI, the 1987 and 1991 World Series, the 1985 Major League Baseball All-Star Game, the 1992 and 2001 NCAA Final Four basketball tournaments and the 1998 NFC Championship Game. The Metrodome also hosted an NCAA Men's Basketball Regional in 2000, 2003, and 2005.

The Vikings and Mall of America® announced a partnership on Oct. 1, 2009, for the naming rights to the team's home field. The agreement provided that the field will be called Mall of America Field at Hubert H. Humphrey Metrodome and began on October 5, 2009

"Branding the field as Mall of America Field represents an opportunity to share our name and image with an even larger nationwide audience," said Maureen Bausch, Executive Vice President of Business Development at Mall of America. "It also connects two treasured Minnesota brands- Mall of America and the Minnesota Vikings- which adds value to both companies." As part of the agreement, Mall of America Field was branded with new exterior and interior signage, as well as various promotional materials.

"This was a great opportunity for the Vikings to uniquely partner with a very prominent business that has a deep commitment to the Minnesota community," said Steve LaCroix, Vikings Vice President of Sales and Marketing & Chief Marketing Officer. "As another step in re-branding the stadium for the short-term, we hope Mall of America Field continues to give the team an important home field advantage while providing many exciting memories for our fans."



Metropolitan Stadium

First Vikings Regular Season Game: vs. Chicago (9/17/61), 37-13 Vikings win
Total Vikings Home Record at Met Stadium: 97-59-4 (.606), 160 games (regular season/playoffs)

Mall of America Field at the Hubert H. Humphrey Metrodome

First Vikings Regular Season Game: vs. Tampa Bay (9/12/82), 17-10 Vikings win
Total Vikings Home Record at Metrodome: 157-88-0 (.641), 245 games (regular season/playoffs)



2012 TEAM GUIDE



**SHOW YOUR
HORNS**

EXTRA POINTS

2012 VERIZON VIKINGS TRAINING CAMP

In 2012, the Minnesota Vikings will call Mankato their summer home for the Verizon Vikings Training Camp for the 47th-straight season. More than 45,000 fans attended the 2011 Verizon Vikings Training Camp to observe daily practices and take part in all the fun and fanfare in the Vikings Village.

Players report for camp on July 26th on the campus of Minnesota State University, Mankato.

The team typically practices twice daily and the Northland Ford Autograph Zone will return in 2012 where fans can get their favorite players' autographs following selected practices. On the evening of August 4th the Vikings will hold a team introduction in Blakeslee Stadium. Verizon Vikings Training Camp will conclude on Tuesday, August 14th with Fan Appreciation Day including a full-team autograph session following the morning practice. The Vikings will officially break camp on Thursday, August 16th but practices on that day will be closed to the public.

For a full schedule of practice dates and times, event listings and more information, visit www.vikings.com.

Training Camp Facts

Location: Mankato is located 90 miles south of the Twin Cities off of Highway 169.

Headquarters: Verizon Vikings Training Camp headquarters is on the campus of Minnesota State University, Mankato.

Media: All media should report to the Verizon Vikings Training Camp media headquarters in Pennington Hall on the campus of MSU, Mankato. Credentials and parking information will be distributed at Pennington Hall.



Minnesota State University, Mankato's Blakeslee Stadium has played host to Vikings training camps since 1966. From 1961-65 the Vikings held training camp on the campus of Bemidji State University.

VIKINGS ENTERTAINMENT NETWORK KEEPS FANS IN THE GAME

In addition to a groundbreaking approach to simulcasting Vikings 2012 preseason radio and TV broadcasts with the team of Paul Allen, Pete Bercich, Greg Coleman and Ben Leber, a new TV show will debut this season. "Vikings: Beyond the Gridiron" will feature a documentary-style format and will focus on the rare inside access that a team network can provide. Vikings: Beyond the Gridiron will be co-produced by VEN and Elite Edge Productions and will air Saturdays on KARE 11 and Sundays on FSN.

Vikings GamePlan, presented by Sports Authority, will return for its sixth season as the team's pregame TV show. Hosted by Paul Allen, GamePlan features interviews with current players, game film review with Head Coach Leslie Frazier, expert analysis and more. Vikings GamePlan is co-produced by VEN and FSN and airs Sundays on KARE 11 and FSN.



MINNESOTA VIKINGS RADIO NETWORK

VOICES OF THE VIKINGS

Entering his 11th season in 2012 as the Vikings radio play-by-play voice is KFAN radio mid-day personality Paul Allen. Joining Allen as the color commentator is former Vikings LB and coach Pete Berlich.



Allen served as the Vikings Internet web cast play-by-play voice during the 2000 season and called one Vikings game during the 2001 season.

Berlich returns for his 6th season with the broadcasts in 2012 and brings a decade of NFL experience from the field and sideline. A 7th-round draft pick by the Vikings in 1994, Berlich overcame the odds and played for the team from 1995-2000. A standout special teamer, Berlich parlayed his knowledge of the game into a job coaching with the team from 2002-05.

Joining Allen and Berlich from the sidelines and co-hosting the pre-game show will be former Vikings punter Greg Coleman. Coleman punted for the Vikings from 1978-87 and is the team's all-time leader in punts (721), punting yards (29,391) and ranks 2nd in punts inside the 20-yard line (154).



Pete Berlich, Paul Allen and Greg Coleman

KFAN-FM (100.3) and KTCN-AM (1130 AM) serve as the flagship stations for the Minnesota Vikings Radio Network, which includes outlets in six states.

MINNESOTA

MARKET	STATION	FREQUENCY
Twin Cities	KFAN-FM	100.3
Twin Cities	KTCN-AM	1130
Aitkin	KKIN-FM	94.3
Albert Lea	KQPR-FM	96.1
Alexandria	KIKV-FM	100.7
Bemidji	KBUN-AM	1450
Bemidji	KBHP-FM	101.1
Blue Earth	KBWE-FM	98.1
Brainerd	KBLB-FM	93.3
Crookston	KROX-AM	1260
Dassel-Hutch	KARP-FM	106.9
Detroit Lakes	KBOT-FM	104.1
Detroit Lakes	KDLM-AM	1340
Duluth	KQDS-FM	94.9
Duluth	KQDS-AM	1490
Ely	WELY-AM	1450
Ely	WELY-FM	94.5
Eveleth	KRBT-AM	1340
Fergus Falls	KBRF-AM	1250
Grand Rapids	KMFY-FM	96.9
Grand Marais	WXXZ-FM	95.3
Hibbing	WMNT-AM	650
Int'l Falls	KSDM-FM	104.1
Jackson	KRAQ-FM	105.7
Marshall	KARL-FM	105.1
Morris	KKOK-FM	95.7
New Ulm	KNUJ-FM	107.3
Mankato	KHRS-FM	105.9
Mankato	KYSM-AM	1230
Mankato	KXLP-FM	94.1
Pine City	WCMP-FM	100.9
Rochester	KRWB-FM	101.7
Rochester	KWFB-AM	1270
Roseau	KCAJ-FM	102.1
Saint Cloud	WJON-AM	1240
Spring Grove	KQYB-FM	98.3
Staples	KSKK-FM	94.7
Thief River	KTRF-AM	1230
Wadena	KVKK-AM	1070
Wadena	KSKK-FM	94.7

Waseca	KRUE-AM	1170
Willmar	KWLM-AM	1340
Winona	KWNO-AM	1380
Worthington	KWOA-AM	730

IOWA

Des Moines	KXNO-AM	1460
Sioux City	KMNS-AM	620
Spencer	KICD-AM	1240

NORTH DAKOTA

Bismark	KXMR-AM	710
Carrington	KDAK-AM	1600
Devils Lake	KDLR-AM	1240
Dickinson	KLTC-AM	1460
Fargo	KRWK-FM	101.9
Fargo	KFGO-AM	790
Grand Forks	KKXL-AM	1440
Jamestown	KQDJ-AM	1400
Minot	KRRZ-AM	1390
Oakes	KDDR-AM	1220
Valley City	KOVC-AM	1490
Williston	KEYZ-AM	660

SOUTH DAKOTA

Aberdeen	KSDN-AM	930
Mobridge	KMLO-FM	100.7
Milbank	KMSD-AM	1510
Pierre	KPLO-FM	94.5
Sisseton	KBWS-FM	102.9
Sioux Falls	KWSN-AM	1230
Watertown	KPHR-FM	106.3
Yankton	WNAX-AM	570

WISCONSIN

Balsam Lake/Amery	WLMX-FM	104.9
Eau Claire/Menomonie	WMEQ-AM	880
Hayward	WHSM-FA	101.0
Rice Lake	WKFX-FM	99.1

KICKOFF
 EXECUTIVES
 STAFF
 COACHES
 PLAYERS
 ROOKIES
 2011 SEASON
 RECORDS
 PLAYOFF RECORDS
 HISTORY
 EXTRA POINTS

VIKINGS MEDIA POLICY

INTERVIEW REQUESTS: All interview requests for Minnesota Vikings players, coaches, executives or staff members should be directed to the Public Relations Department. Phone interviews must be arranged at least two days in advance and will be subject to availability. Head Coach Leslie Frazier will hold a press conference the day following games and Wednesday of a regular game week at Winter Park and will make a weekly conference call to speak with the opposing team's assembled media.

OPEN LOCKER ROOM PERIOD: The Vikings' locker room is open to accredited media during the week at scheduled times. Head Coach Leslie Frazier will address assembled media on Wednesday of a regular game week at Winter Park during this period. Television standups and live shots are prohibited during press conferences. Vikings players will also be available to the media with the assistance of Public Relations staffers of the Vikings. Players and coaches are not available for interviews on Tuesdays, the day before a game or on game day until after the game.

PRACTICE REGULATIONS: The Vikings practices at Winter Park on Wednesday, Thursday and Friday are open through individual drills to accredited media. Practices are open for filming through individual drills.

GAME CREDENTIALS: Credential requests are honored for accredited media on specific assignments and must be made through the Vikings' Public Relations Department. Credentials will not be issued to writers or photographers working on a free-lance basis unless the request is made by a recognized publication or news organization. Season-long credentials are issued in July; game-by-game credentials must be requested at least one week prior to each home game. Game day credentials may be picked up at Media Will Call located below Gate G (Vikings Ticket Office) on the Plaza level at Mall of America starting three hours before kickoff. All credential requests must be sent to Jon Ekstrom (ekstromj@vikings.nfl.net) or by fax, (952) 828-6540.

PRESS RELEASES: The Vikings' weekly press release may be obtained from the team or on the Internet at www.vikings.com and nflmedia.com. The team's weekly injury report, which is first released on Wednesday, can also be acquired the same way.

STILL PHOTOGRAPHY: Still photography is not allowed in the locker room at Winter Park or the Metrodome at any time.

MEDIA CONTACTS: Media requests can be submitted to the Vikings Public Relations staff: Bob Hagan, Director of Public Relations (haganb@vikings.nfl.net); Tom West, Assistant Director of Public Relations (westt@vikings.nfl.net); Jeff Anderson, Director of Corporate Communications (andersonj@vikings.nfl.net) or Jon Ekstrom, Public Relations Assistant (ekstromj@vikings.nfl.net). The general office phone is 952-828-6500.



2012 NATIONAL FOOTBALL LEAGUE SCHEDULE

ALL TIMES CENTRAL

PRESEASON

SUNDAY, AUGUST 5

HALL OF FAME GAME (CANTON, OH)

Arizona vs. New Orleans.....7:00

PRESEASON WEEK 1

THURSDAY, AUGUST 9

Washington at Buffalo.....6:00

Baltimore at Atlanta.....6:30

New Orleans at New England.....6:30

Pittsburgh at Philadelphia.....6:30

Green Bay at San Diego.....7:00

Denver at Chicago.....7:30

FRIDAY, AUGUST 10

NY Jets at Cincinnati.....6:30

Cleveland at Detroit.....6:30

Tampa Bay at Miami.....6:30

NY Giants at Jacksonville.....6:30

Arizona at Kansas City.....7:00

Minnesota at San Francisco.....8:00

SATURDAY, AUGUST 11

Houston at Carolina.....6:00

Tennessee at Seattle.....9:00

SUNDAY, AUGUST 12

St. Louis at Indianapolis.....12:30

MONDAY, AUGUST 13

Dallas at Oakland.....7:00

PRESEASON WEEK 2

THURSDAY, AUGUST 16

Cincinnati at Atlanta.....7:00

Cleveland at Green Bay.....7:00

FRIDAY, AUGUST 17

Tennessee at Tampa Bay.....6:30

Detroit at Baltimore.....7:00

Miami at Carolina.....7:00

Buffalo at Minnesota.....7:00

Jacksonville at New Orleans.....8:00

Oakland at Arizona.....9:00

SATURDAY, AUGUST 18

NY Giants at NY Jets.....6:00

Washington at Chicago.....7:00

San Francisco at Houston.....7:00

Kansas City at St. Louis.....7:00

Seattle at Denver.....8:00

Dallas at San Diego.....8:00

SUNDAY, AUGUST 19

Indianapolis at Pittsburgh.....7:00

MONDAY, AUGUST 20

Philadelphia at New England.....7:00

PRESEASON WEEK 3

THURSDAY, AUGUST 23

Green Bay at Cincinnati.....6:00

Jacksonville at Baltimore.....6:30

Arizona at Tennessee.....7:00

FRIDAY, AUGUST 24

Philadelphia at Cleveland.....6:30

Atlanta at Miami.....6:30

New England at Tampa Bay.....6:30

Seattle at Kansas City.....7:00

San Diego at Minnesota.....7:00

Chicago at NY Giants.....7:00

SATURDAY, AUGUST 25

Indianapolis at Washington.....3:00

Pittsburgh at Buffalo.....6:00

Detroit at Oakland.....6:00

St. Louis at Dallas.....7:00

Houston at New Orleans.....7:00

SUNDAY, AUGUST 26

San Francisco at Denver.....3:00

Carolina at NY Jets.....7:00

PRESEASON WEEK 4

WEDNESDAY, AUGUST 29

New England at NY Giants.....6:30

Tampa Bay at Washington.....6:30

Miami at Dallas.....7:30

THURSDAY, AUGUST 30

NY Jets at Philadelphia.....TBD

Atlanta at Jacksonville.....5:30

Buffalo at Detroit.....6:00

Kansas City at Green Bay.....6:00

Minnesota at Houston.....6:00

Cincinnati at Indianapolis.....6:00

New Orleans at Tennessee.....6:00

Chicago at Cleveland.....6:30

Carolina at Pittsburgh.....6:30

Baltimore at St. Louis.....7:00

Oakland at Seattle.....9:00

San Diego at San Francisco.....9:05

Denver at Arizona.....10:00

REGULAR SEASON

(KICKOFF WEEKEND)

WEDNESDAY, SEPTEMBER 5

Dallas at NY Giants.....7:30

SUNDAY, SEPTEMBER 9

Indianapolis at Chicago.....Noon

Philadelphia at Cleveland.....Noon

St. Louis at Detroit.....Noon

Miami at Houston.....Noon

Atlanta at Kansas City.....Noon

Jacksonville at Minnesota.....Noon

Washington at New Orleans.....Noon

Buffalo at NY Jets.....Noon

New England at Tennessee.....Noon

Seattle at Arizona.....3:15

San Francisco at Green Bay.....3:15

Carolina at Tampa Bay.....3:15

Pittsburgh at Denver.....7:20

MONDAY, SEPTEMBER 10

Cincinnati at Baltimore.....6:00

San Diego at Oakland.....9:15

THURSDAY, SEPTEMBER 13

(2nd WEEKEND)

Chicago at Green Bay.....7:20

SUNDAY, SEPTEMBER 16

Kansas City at Buffalo.....Noon

Cleveland at Cincinnati.....Noon

New Orleans at Carolina.....Noon

Minnesota at Indianapolis.....Noon

Houston at Jacksonville.....Noon

Oakland at Miami.....Noon

Arizona at New England.....Noon

Tampa Bay at NY Giants.....Noon

Baltimore at Philadelphia.....Noon

Washington at St. Louis.....3:05

Dallas at Seattle.....3:05

NY Jets at Pittsburgh.....3:15

Tennessee at San Diego.....3:15

Detroit at San Francisco.....7:20

MONDAY, SEPTEMBER 17

Denver at Atlanta.....7:30

THURSDAY, SEPTEMBER 20

(3rd WEEKEND)

NY Giants at Carolina.....7:20

SUNDAY, SEPTEMBER 23

St. Louis at Chicago.....Noon

Buffalo at Cleveland.....Noon

Tampa Bay at Dallas.....Noon

Jacksonville at Indianapolis.....Noon

NY Jets at Miami.....Noon

San Francisco at Minnesota.....Noon

Kansas City at New Orleans.....Noon

Detroit at Tennessee.....Noon

Cincinnati at Washington.....Noon

Philadelphia at Arizona.....3:05

Atlanta at San Diego.....3:05

Houston at Denver.....3:15

Pittsburgh at Oakland.....3:15

New England at Baltimore.....7:20

MONDAY, SEPTEMBER 24

Green Bay at Seattle.....7:30

THURSDAY, SEPTEMBER 27

(4th WEEKEND)

Cleveland at Baltimore.....7:20

SUNDAY, SEPTEMBER 30

Carolinat at Atlanta.....Noon

New England at Buffalo.....Noon

Minnesota at Detroit.....Noon

Tennessee at Houston.....Noon

San Diego at Kansas City.....Noon

San Francisco at NY Jets.....Noon

Seattle at St. Louis.....Noon

Miami at Arizona.....3:05

Oakland at Denver.....3:05

Cincinnati at Jacksonville.....3:05

New Orleans at Green Bay.....3:15

Washington at Tampa Bay.....3:15

NY Giants at Philadelphia.....7:20

MONDAY, OCTOBER 1

Chicago at Dallas.....7:30

THURSDAY, OCTOBER 4

(5th WEEKEND)

(BYE: Dallas, Detroit, Oakland, Tampa Bay)

Arizona at St. Louis.....7:20

SUNDAY, OCTOBER 7

Miami at Cincinnati.....Noon

Green Bay at Indianapolis.....Noon

Baltimore at Kansas City.....Noon

Cleveland at NY Giants.....Noon

Philadelphia at Pittsburgh.....Noon

Atlanta at Washington.....Noon

Seattle at Carolina.....3:05

Chicago at Jacksonville.....3:05

Denver at New England.....3:15

Buffalo at San Francisco.....3:15

Tennessee at Minnesota.....3:25

San Diego at New Orleans.....7:20

MONDAY, OCTOBER 8

Houston at NY Jets.....7:30

THURSDAY, OCTOBER 11

(6th WEEKEND)

(BYE: Carolina, Chicago, Jacksonville, New Orleans)

Pittsburgh at Tennessee.....7:20

SUNDAY, OCTOBER 14

Oakland at Atlanta.....Noon

Dallas at Baltimore.....Noon

Cincinnati at Cleveland.....Noon

St. Louis at Miami.....Noon

Indianapolis at NY Jet.....Noon

Detroit at Philadelphia.....Noon

Kansas City at Tampa Bay.....Noon

Buffalo at Arizona.....3:05

New England at Seattle.....3:05

NY Giants at San Francisco.....3:15

Minnesota at Washington.....3:25

Green Bay at Houston.....7:20

MONDAY, OCTOBER 15

Denver at San Diego.....7:30

KICKOFF

EXECUTIVES

STAFF

COACHES

PLAYERS

ROOKIES

2011 SEASON

RECORDS

PLAYOFF RECORDS

HISTORY

EXTRA POINTS

**THURSDAY, OCTOBER 18
(7th WEEKEND)**
**(BYE: Atlanta, Denver, Kansas City,
Miami, Philadelphia, San Diego)**
Seattle at San Francisco.....7:20

SUNDAY, OCTOBER 21
Tennessee at Buffalo.....Noon
Dallas at Carolina.....Noon
Baltimore at Houston.....Noon
Cleveland at Indianapolis.....Noon
Arizona at Minnesota.....Noon
Washington at NY Giants.....Noon
Green Bay at St. Louis.....Noon
New Orleans at Tampa Bay.....Noon
NY Jets at New England.....3:15
Jacksonville at Oakland.....3:15
Pittsburgh at Cincinnati.....7:20
MONDAY, OCTOBER 22
Detroit at Chicago.....7:30

**THURSDAY, OCTOBER 25
(8th WEEKEND)**
**(BYE: Baltimore, Buffalo, Cincinnati,
Houston)**
Tampa Bay at Minnesota.....7:20

SUNDAY, OCTOBER 28
Carolina at Chicago.....Noon
San Diego at Cleveland.....Noon
Seattle at Detroit.....Noon
Jacksonville at Green Bay.....Noon
Miami at NY Jets.....Noon
Atlanta at Philadelphia.....Noon
Washington at Pittsburgh.....Noon
New England at St. Louis.....Noon
Indianapolis at Tennessee.....Noon
Oakland at Kansas City.....3:05
NY Giants at Dallas.....3:15
New Orleans at Denver.....7:20
MONDAY, OCTOBER 29
San Francisco at Arizona.....7:30

**THURSDAY, NOVEMBER 1
(9th WEEKEND)**
**(BYE: New England, NY Jets, San
Francisco, St. Louis)**
Kansas City at San Diego.....7:20

SUNDAY, NOVEMBER 4
Denver at Cincinnati.....Noon
Baltimore at Cleveland.....Noon
Buffalo at Houston.....Noon
Miami at Indianapolis.....Noon
Arizona at Green Bay.....Noon
Detroit at Jacksonville.....Noon
Chicago at Tennessee.....Noon
Carolina at Washington.....Noon
Tampa Bay at Oakland.....3:05
Minnesota at Seattle.....3:05
Pittsburgh at NY Giants.....3:15
Dallas at Atlanta.....7:20
MONDAY, NOVEMBER 5
Philadelphia at New Orleans.....7:30

**THURSDAY, NOVEMBER 8
(10th WEEKEND)**
**(BYE: Arizona, Cleveland, Green Bay,
Washington)**
Indianapolis at Jacksonville.....7:20

SUNDAY, NOVEMBER 11
Oakland at Baltimore.....Noon
Denver at Carolina.....Noon
NY Giants at Cincinnati.....Noon
Tennessee at Miami.....Noon
Detroit at Minnesota.....Noon
Buffalo at New England.....Noon
Atlanta at New Orleans.....Noon
San Diego at Tampa Bay.....Noon

NY Jets at Seattle.....3:05
Dallas at Philadelphia.....3:15
St. Louis at San Francisco.....3:15
Houston at Chicago.....7:20
MONDAY, NOVEMBER 12
Kansas City at Pittsburgh.....7:30

**THURSDAY, NOVEMBER 15
(11th WEEKEND)**
**(BYE: Minnesota, NY Giants, Seattle,
Tennessee)**
Miami at Buffalo.....7:20

SUNDAY, NOVEMBER 18
Arizona at Atlanta.....Noon
Tampa Bay at Carolina.....Noon
Cleveland at Dallas.....Noon
Green Bay at Detroit.....Noon
Jacksonville at Houston.....Noon
Cincinnati at Kansas City.....Noon
Indianapolis at New England.....Noon
NY Jets at St. Louis.....Noon
Philadelphia at Washington.....Noon
New Orleans at Oakland.....3:05
San Diego at Denver.....3:15
Baltimore at Pittsburgh.....7:20
MONDAY, NOVEMBER 19
Chicago at San Francisco.....7:30

**THURSDAY, NOVEMBER 22
(12th WEEKEND)**
Houston at Detroit.....11:30 a.m.
Washington at Dallas.....3:15
New England at NY Jets.....7:20

SUNDAY, NOVEMBER 25
Minnesota at Chicago.....Noon
Oakland at Cincinnati.....Noon
Pittsburgh at Cleveland.....Noon
Buffalo at Indianapolis.....Noon
Tennessee at Jacksonville.....Noon
Denver at Kansas City.....Noon
Seattle at Miami.....Noon
Atlanta at Tampa Bay.....Noon
Baltimore at San Diego.....3:05
St. Louis at Arizona.....3:15
San Francisco at New Orleans.....3:15
Green Bay at NY Giants.....7:20

MONDAY, NOVEMBER 26
Carolina at Philadelphia.....7:30

**THURSDAY, NOVEMBER 11
(13th WEEKEND)**
New Orleans at Atlanta.....7:20

SUNDAY, DECEMBER 2
Jacksonville at Buffalo.....Noon
Seattle at Chicago.....Noon
Indianapolis at Detroit.....Noon
Minnesota at Green Bay.....Noon
Carolina at Kansas City.....Noon
New England at Miami.....Noon
Arizona at NY Jets.....Noon
San Francisco at St. Louis.....Noon
Houston at Tennessee.....Noon
Tampa Bay at Denver.....3:05
Pittsburgh at Baltimore.....3:15
Cleveland at Oakland.....3:15
Cincinnati at San Diego.....3:15
Philadelphia at Dallas.....7:20
MONDAY, DECEMBER 3
NY Giants at Washington.....7:30

**THURSDAY, DECEMBER 6
(14th WEEKEND)**
Denver at Oakland.....7:20
SUNDAY, DECEMBER 9
St. Louis at Buffalo.....Noon
Atlanta at Carolina.....Noon

Dallas at Cincinnati.....Noon
Kansas City at Cleveland.....Noon
Tennessee at Indianapolis.....Noon
NY Jets at Jacksonville.....Noon
Chicago at Minnesota.....Noon
San Diego at Pittsburgh.....Noon
Philadelphia at Tampa Bay.....Noon
Baltimore at Washington.....Noon
Miami at San Francisco.....3:05
New Orleans at NY Giants.....3:15
Arizona at Seattle.....3:15
Detroit at Green Bay.....7:20
MONDAY, DECEMBER 12
St. Louis at Seattle.....7:30

**THURSDAY, DECEMBER 13
(15th WEEKEND)**
Cincinnati at Philadelphia.....7:20p
SUNDAY, DECEMBER 16

NY Giants at Atlanta.....Noon
Denver at Baltimore.....Noon
Green Bay at Chicago.....Noon
Washington at Cleveland.....Noon
Indianapolis at Houston.....Noon
Jacksonville at Miami.....Noon
Tampa Bay at New Orleans.....Noon
Minnesota at St. Louis.....Noon
Detroit at Arizona.....3:05
Seattle at Buffalo.....3:05
Carolina at San Diego.....3:05
Pittsburgh at Dallas.....3:15
Kansas City at Oakland.....3:15
San Francisco at New England.....7:20
MONDAY, DECEMBER 19
NY Jets at Tennessee.....7:30

**SATURDAY, DECEMBER 22
(16th WEEKEND)**
Atlanta at Detroit.....7:30
SUNDAY, DECEMBER 23

NY Giants at Baltimore.....Noon
Oakland at Carolina.....Noon
New Orleans at Dallas.....Noon
Tennessee at Green Bay.....Noon
Minnesota at Houston.....Noon
New England at Jacksonville.....Noon
Indianapolis at Kansas City.....Noon
Buffalo at Miami.....Noon
Washington at Philadelphia.....Noon
Cincinnati at Pittsburgh.....Noon
St. Louis at Tampa Bay.....Noon
Cleveland at Denver.....3:05
Chicago at Arizona.....3:15
San Francisco at Seattle.....3:15
San Diego at NY Jets.....7:20

**SUNDAY, DECEMBER 30
(17th WEEKEND)**
Tampa Bay at Atlanta.....Noon
NY Jets at Buffalo.....Noon
Baltimore at Cincinnati.....Noon
Chicago at Detroit.....Noon
Houston at Indianapolis.....Noon

Green Bay at Minnesota.....Noon
Miami at New England.....Noon
Carolina at New Orleans.....Noon
Philadelphia at NY Giants.....Noon
Cleveland at Pittsburgh.....Noon
Jacksonville at Tennessee.....Noon
Dallas at Washington.....Noon
Kansas City at Denver.....3:15
Oakland at San Diego.....3:15
Arizona at San Francisco.....3:15
St. Louis at Seattle.....3:15

NOTES



Minnesota Vikings 2012 Schedule

Preseason

DAY	DATE	OPPONENT	TIME (ET)	TELEVISION	RADIO
Fri.	Aug. 10	at San Francisco 49ers	8:00 p.m.	WUCW	KFAN/KTCN
Fri.	Aug. 17	BUFFALO BILLS	7:00 p.m.	KARE	KFAN/KTCN
Fri.	Aug. 24	SAN DIEGO CHARGERS	7:00 p.m.	KARE	KFAN/KTCN
Thur.	Aug. 30	at Houston Texans	6:00 p.m.	KARE	KFAN/KTCN

Regular Season

DAY	DATE	OPPONENT	TIME (ET)	TELEVISION	RADIO
Sun.	Sept. 9	JACKSONVILLE JAGUARS	Noon	CBS	KFAN/KTCN
Sun.	Sept. 16	at Indianapolis Colts	Noon	FOX	KFAN/KTCN
Sun.	Sept. 23	SAN FRANCISCO 49ers	Noon	FOX	KFAN/KTCN
Sun.	Sept. 30	at Detroit Lions	Noon	FOX	KFAN/KTCN
Sun.	Oct. 7	TENNESSEE TITANS	3:25 p.m.	CBS	KFAN/KTCN
Sun.	Oct. 14	at Washington Redskins	3:25 p.m.	FOX	KFAN/KTCN
Sun.	Oct. 21	ARIZONA CARDINALS	Noon	FOX	KFAN/KTCN
Thur.	Oct. 25	TAMPA BAY BUCCANEERS	7:20 p.m.	NFLN	KFAN/KTCN
Sun.	Nov. 4	at Seattle Seahawks	3:05 p.m.	FOX	KFAN/KTCN
Sun.	Nov. 11	DETROIT LIONS	Noon	FOX	KFAN/KTCN
Sun.	Nov. 18	BYE			
Sun.	Nov. 25	at Chicago Bears*	Noon	FOX	KFAN/KTCN
Sun.	Dec. 2	at Green Bay Packers*	Noon	FOX	KFAN/KTCN
Sun.	Dec. 9	CHICAGO BEARS*	Noon	FOX	KFAN/KTCN
Sun.	Dec. 16	at St. Louis Rams*	Noon	FOX	KFAN/KTCN
Sun.	Dec. 23	at Houston Texans*	Noon	FOX	KFAN/KTCN
Sun.	Dec. 30	GREEN BAY PACKERS*	Noon	FOX	KFAN/KTCN

Wild Card Playoffs, January 5-6, 2013

Divisional Playoffs, January 12-13, 2013

Conference Championship Games, January 20, 2013

AFC-NFC Pro Bowl, Aloha Stadium, Honolulu, Hawai'i, January 27, 2013

Super Bowl XLVII, Mercedes-Benz Superdome, New Orleans, February 3, 2013

*Times Subject to Change



SPORTS RADIO - FM 100.3

THE POWER TRIP: 5:30AM-9AM

PAUL ALLEN: 9AM-NOON

THE COMMON MAN: NOON-3PM

DAN BARREIRO: 3PM-6:30PM



THE TWIN CITIES SPORTS LEADER!

www.KFAN.com



Share in the pride.



Share in the passion.



Share your fan photos at share@kare11.com.

For complete Vikings coverage, tune in to KARE 11 News
after NBC Sunday Night Football each week.

