

patriots



**1974
media
guide**

PATRIOTS VETERANS



ACKS



ADAMS, B.




ADAMS, J.



ADAMS, S.




ANDERSON



ASHTON




BANKS



BARNES




BOLTON



CASH



CHANDLER




CUNNINGHAM



DORSEY



DOWLING



DUMLER



DURKO



FOSTER



GORDON



GRAY



HAMILTON




HANNAH



HERRON




HOEY



KING



LENKAITIS



LUNSFORD



MARTIN



MASON



More publications available at:

www.retroseasons.com/library/

TABLE OF CONTENTS

Item	Page
1974 NFL Schedule	90-92
1974 Patriots Schedule	2
1973 Season:	
Final team statistics	74
One game superlatives	74
Review, game by game	72-73
Attendance, year-by-year, home and away	47
Awards, Patriots	29 and 61
Biographies:	
Assistant coaches	6
Draft choices, 1974	30-31
Fairbanks, Chuck	5
Marr, Robert L.	4
Veterans	8-28
Directory:	
National Football League	93-95
Patriots, club	3
Local media	96
Draft choices, 1960 to date	66-69
Future schedule, 1975-78	16
Historical highlights	60
Hotels on the road	42
League standings, 1960 to date	54-56
Opponents, pre-season	32-33
Opponents, regular season	36-45
Records:	
Club, all time	75-89
Club, leaders, year by year	56-58
Extra points, all-time	28
Extra points, by kick	20
Field goals, all-time	23
Field goals, year-by-year	38
Punt-KO return leaders	13
Schaefer Stadium	70-71
Scoring, individual, all-time	59
Scoring, kicking, all-time	43
Scoring, team, home and away	37
100-yard rushing games	9
300-yard passing games	39
Results vs. all opponents:	
Pre-season, year-by-year	34-35
Pre-season totals	35
Regular season, year-by-year	50-53
Regular season, by club	46-47
Regular season, totals	58-59
Rosters:	
All-time Patriots	62-65
Coaches, all-time	7
Head coaches, won-lost	7
Defense, training camp	48
Offense, training camp	49
Colleges supplying Patriots	65-66
Patriots with 100 games	27
Schaefer Stadium facts	71
Won-lost, home and away, year-by-year	37

New England Patriots 1974 Schedule

PRE-SEASON GAMES

August 2	vs. Washington Redskins at Robert F. Kennedy Stadium, 8:00 p.m.
August 11	vs. New York Giants at Schaefer Stadium, 8:00 p.m.
August 18	vs. New Orleans Saints at Schaefer Stadium, 8:00 p.m.
August 24	vs. San Diego Chargers at San Diego Stadium, 8:00 p.m.
August 31	vs. Denver Broncos At Spokane, Wash., 6:00 p.m.
September 8	vs. Philadelphia Eagles at Schaefer Stadium, 8:00 p.m.

REGULAR SEASON GAMES

September 15	vs. Miami Dolphins at Schaefer Stadium, 1:00 p.m.
September 22	vs. New York Giants at Yale Bowl, 1:00 p.m.
September 29	vs. Los Angeles Rams at Schaefer Stadium, 1:00 p.m.
October 6	vs. Baltimore Colts at Schaefer Stadium, 1:00 p.m.
October 13	vs. New York Jets at Shea Stadium, 1:00 p.m.
October 20	vs. Buffalo Bills at Rich Stadium, 1:00 p.m.
October 27	vs. Minnesota Vikings at Metropolitan Stadium, 1:00 p.m.
November 3	vs. Buffalo Bills at Schaefer Stadium, 1:00 p.m.
November 10	vs. Cleveland Browns at Schaefer Stadium, 1:00 p.m.
November 17	vs. New York Jets at Schaefer Stadium, 1:00 p.m.
November 24	vs. Baltimore Colts at Memorial Stadium, 2:00 p.m.
December 1	vs. Oakland Raiders at Oakland Coliseum, 1:00 p.m.
December 8	vs. Pittsburgh Steelers at Schaefer Stadium, 1:00 p.m.
December 15	vs. Miami Dolphins at Orange Bowl, 1:00 p.m.

NOTE: Sites of the October 13 and November 17 games with the New York Jets will be switched if necessary because of the World Series.

Press Credentials

All requests for news, radio and television credentials—writers, sportscasters or photographers—must be made to the Public Relations department no later than noontime on Thursday preceding any home game in order to insure issuance.

Patriots Club Directory

Address: Schaefer Stadium, Route One
Foxoboro, Ma. 02035
Telephones: All personnel (617) 543-7911
Ticket office (617) 262-1776

President — Robert L. Marr
Executive Vice-President — George "Lee" Sargent, Jr.
General Manager — Chuck Fairbanks

BOARD OF DIRECTORS

Forrester A. "Tim" Clark	Mrs. Hester Sargent
J. John Fox	Paul Sonnabend
Daniel F. Marr, Jr.	Charles W. Sullivan
Robert L. Marr	Miss Mary H. Sullivan
David H. McConnell	Walter T. Sullivan
Charles Mulcahy, Jr.	William H. Sullivan, Jr.
Charles J. Richardson	Philip M. Turner
George "Lee" Sargent, Jr. (Treasurer)	(Assistant Treasurer) Robert C. Wetenhall

EXECUTIVE COMMITTEE: Daniel F. Marr, Jr., Charles Mulcahy, Jr.,
George "Lee" Sargent, Jr., Walter T. Sullivan, William H. Sullivan, Jr.
GENERAL COUNSEL: William Finucane.

COACHING STAFF

Head Coach	Chuck Fairbanks
Ass't Head Coach, Defensive Line	Hank Bullough
Offensive Line, in charge of Offense	Red Miller
Offensive Backfield	Ron Erhardt
Quarterbacks	Bill Nelsen
Receivers	Ray Perkins
Linebackers	Charlie Sumner
Special Teams	Jim Valek
Defensive Backfield	Larry Weaver

ADMINISTRATIVE STAFF

General Manager	Chuck Fairbanks
Assistant General Manager	Peter Hadhazy
Director of Player Personnel	Frank "Bucko" Kilroy
Director of Pro Scouting	Phil Bengtson
Director of Public Relations	Pat Horne
Business Manager	Herman Bruce
Ticket Manager	John Fitzgerald
Stadium Manager	Dan Marcotte
Trainer	Tom Healion
Equipment Manager	George Luongo
Program Advertising Manager	Mike Chamberlain
Publicity Assistant	Denny Lynch
Personnel Executive Assistant	J. I. Albrecht
Personnel Assistant	Tom Boisture
Personnel Assistant	John Festa
Personnel Assistant	Mike Hickey
Personnel Assistant	George McGuane, Jr.
Personnel Assistant	Dick Steinberg
Personnel Assistant	Tom Yewcic
Assistant Ticket Manager	Jimmy DeFranc
Assistant Ticket Manager	Ralph Hartke
Orthopedic Consultant	Joseph A. Dorgan, M.D.
Assoc. Team Physician	John B. Cadigan, M.D.
Assoc. Team Physician	Brendan Crotty, M.D.
Game Films	Ken Alexander
Team Photographer	Ron DeLalla
Entertainment Director	Peter Siragusa
Administrative Assistant	Dorothea Doherty
Secretarial Staff: Teresa Gough (Business Office), Irene Hobbs (Receptionist), Roberta Hudson (Receptionist), Judith Mahan (Stadium Office), Cynthia O'Brien (Coaches), Aline Petit (Personnel), Helene Proulx (Public Relations), Judith Quimby (Personnel).	


ROBERT L. MARR

PRESIDENT

Robert L. "Bob" Marr assumed the administrative leadership of the New England Patriots on April 9th of this year when the club's Board of Directors elected him to the post of President and Chief Executive Officer. At 38 years of age, he became the youngest active club president in the American Conference and one of the youngest chief executive's in the history of the National Football League.

Bob is the son of the late Daniel F. Marr, Sr., who was one of the Patriots original owners. The beloved "Colonel", as he was known to his multitude of friends, played a vital role in the growth of the organization until his untimely death in 1969. Bob is the brother of Daniel F. Marr, Jr., who also serves on the club's Board of Directors and is a long-time member of the Executive Committee.

Though keenly involved with the team since its inception in 1960, the Patriot's new president was not officially elected to a position on the club's Board of Directors until 1969, served as a key member on the Finance Committee since its inception.



Bob was born and raised in the Dorchester section of Boston. He received his high school education at Cranwell Preparatory School in Lenox, Mass. At Cran-

well he played varsity basketball and was quarterback on the football squad.

He graduated Cum Laude from the University of Notre Dame in 1958 with a degree in Business Administration. While at South Bend, Bob served as President of the New England Club of Notre Dame for two years.

The Patriots new president served with the United States Navy from 1958 to 1960 as a Lt. (jg) at the Great Lakes Naval Training Center, Illinois.

Following his discharge from military service, he returned to Boston to join with his brother, Dan, as fourth generation members of the family construction business, the Marr Companies, then headed by their late father.

Away from the Patriots, Bob is President of the Marr Scaffolding Company, Marr Equipment Corp, the Colonel Daniel Marr Boys' Club of Dorchester, as well as a director of the Boston Shipbuilding Corp., Boston Magazine, and Studio 57. He is a past president of both the Massachusetts Building Congress and the Notre Dame Club of Boston.

Shortly after being named the youngest club president in the American Conference of the NFL, Bob was elected the youngest Captain Commander of the Ancient and Honorable Artillery Co. of Massachusetts which is the oldest military organization in the western hemisphere.

CHUCK FAIRBANKS

GENERAL MANAGER AND HEAD COACH

Charles Leo "Chuck" Fairbanks became the sixth in a line of Patriots' head coaches when he joined the organization in the dual capacity of general manager-head coach on January 26, 1973.

Coach Fairbanks came to the Patriots from a remarkably successful career as a college football coach during which he led Oklahoma to a fantastic 52-15-1 record over six years. Prior to his term with the Sooners, his coaching career had run the full cycle all the way from high school ranks, and has now spanned nearly two decades.

At 41 years of age, he ranks as the second youngest head coach in the National Football League.

During his first season at the helm of the Patriots forces, coach Fairbanks more than lived up to the reputation that preceded him to New England — strong organizer, promotes the image of oneness among his charges, strives for solidarity and believes in esprit de corps.

On 1973, coach Fairbanks says, "It was a good starting year for us."

Looking ahead to 1974, he offers, "This will be the second segment of our rebuilding program, and more . . . the schedule is probably the most demanding in our club's history."

Coach Fairbanks was born in Detroit on June 10, 1933 and was educated at Charlevoix (Mich.) High School and Michigan State (51). An all-State end in high school, he played under Biggie Munn with the Spartans' 1952 national championship team and the '53 Big Ten champs who defeated UCLA in the Rose Bowl. He finished off his collegiate career under Duffy Daugherty and earned a berth in the Blue-Gray all-star classic.

He launched his coaching career in 1955 as a student assistant at Michigan State's spring drills. His first head coaching assignment was at Ishpeming (Mich) High School, 1955-57, and he moved to the collegiate ranks under Frank Kush at Arizona State where he served as defensive backfield coach from 1958-61. From 1962 to 64 he was backfield coach at Houston and in '65 he was named assistant head coach under Bill Yeoman. The following year he became defensive backfield coach at Oklahoma and took over the top post in 1967.



ASSISTANT COACHES

HANK BULLOUGH

Michigan State

Assistant Head Coach, Defensive Line

Born 1-24-34 at Scranton, Pa. . . . standout defensive tackle on same Michigan State team as coach Fairbanks . . . on 1955 College All-Star team that beat Cleveland . . . played guard for Packers in '55 and '58 . . . Spartans' defensive coordinator for 11 years before moving to pro ranks . . . three seasons with Baltimore grooming linebackers before joining Patriots in 1973.

ROBERT "RED" MILLER

W. Illinois

Offensive Line, In Charge of Offense

Born 10-31-27 at Macomb, Ill. . . . Western Illinois' MVP three years in a row as top guard . . . spent six years in college coaching before joining Lou Saban's staff with Boston Patriots in 1960 . . . coached with Buffalo, Denver, St. Louis and Baltimore before returning to Patriots in '73 . . . has developed more than a dozen all-Pros in the NFL.

RON ERHARDT

Jamestown

Running Backs

Born 2-27-32 at Mandan, N.D. . . . played his college football as a quarterback for Jamestown (N.D.) College . . . followed three year hitch in military with seven seasons as high school coach during which he had a 45-9-2 record . . . became defensive chief at North Dakota State in '63 and head coach in '66 . . . four time coach of the year in college division with 62-7-1 record.

BILL NELSEN

Southern Cal.

Quarterbacks

Born 1-29-41 at Los Angeles, Calif. . . . great playing career at Southern Cal, was 10th round draft choice of Steelers in 1963 . . . starting qb in 1965 . . . traded to Cleveland in '68, led Browns to big playoff wins over Dallas in '68 and '69 . . . holds three NFL passing records . . . over 10 year career he was 1905-963 for 14,165 yards and 98 TDs.

RAY PERKINS

Alabama

Receivers

Born 11-6-41 at Mount Olive, Miss. . . . all-America receiver at Alabama in '66 . . . sparked big win over Nebraska in Orange Bowl . . . in final college season caught 33 passes for 490 yards . . . seventh round choice of Colts . . . five seasons with Baltimore caught 93 for 1538 yards and 11 scores . . . played in two Super Bowl games . . . joined Patriots staff in 1974.

CHARLIE SUMNER

William & Mary

Linebackers

Born 10-19-30 at Radford, Va. . . . affiliated with pro football for nearly two decades since playing quarterback and running back at W&M . . . starting defensive back with Bears in rookie season . . . switched to Minnesota in expansion . . . coached Oakland secondary for six years, with Pittsburgh in '69 (defensive backs three years, linebackers one), joined Patriots in 1973.

JIM VALEK

Illinois

Special Teams



Born 2-25-28 at Joliet, Ill. . . . played under Ray Eliot at Illinois for four seasons . . . launched coaching career as end coach at Wichita State in '49 . . . head man at LaSalle-Peru 1953-58, assistant at Illinois for two years before moving to West Point . . . head coach at Illini 1967-70 . . . Dallas scout two years before joining Patriots in 1973.

LARRYE WEAVER

Adams State

Defensive Backs

Born 11-17-31 at Monte Vista, Col. . . . played with New York Giants while completing his education at Adams State, Colorado . . . seven years as collegiate coach at North Dakota State, Arizona and UCLA . . . was Tommy Prothro's defensive coordinator with Bruins and switched with him to Rams in 1971 . . . joined Patriots staff in 1973.

**BULLOUGH****MILLER****ERHARDT****NELSEN****PERKINS****SUMNER****VALEK****WEAVER**

HEAD COACHES RECORDS

Coach	Seasons	Years	W-L-T Record	Pct.
Lou Saban	1½	1960-61	7-12-0	.368
Mike Holovak	7½	1961-68	53-47-9	.530
Clive Rush	1½	1969-70	5-16-0	.238
John Mazur	2	1970-72	9-21-0	.300
Phil Bengtson	½	1972	1- 4-0	.200
Chuck Fairbanks	1	1973	5-9-0	.357

ALL-TIME COACHES ROSTER

Name	Position	Total Years	Years of Service
Beatty, Bruce	Offensive Line	4	1969-1972
Bengtson, Phil	Head Coach (Int.)	½	1972
Bruney, Fred	Defensive Backfield	2	1962-1963
Bullough, Hank	Defensive Line	1	1973
Campbell, Marion	Defensive Line	2	1962-1963
Collier, Joel D.	Defensive Backfield	2	1960-1961
Elias, Bill	Defensive Backfield	2	1969-1970
Erhardt, Ron	Offensive Backfield	1	1973
Evans, Dick	Defensive Coordinator		
	Defensive Line	2	1971-1972
Fairbanks, Chuck	Head	1	1973
Fletcher, Tom	Defensive Backfield	2	1971-1972
Gibson, Claude	Defensive Backfield	1	1968
Holovak, Mike	Offensive Backfield	1½	1960-1961
	Head Coach	7½	1961-1968
Loudd, Rommie	Linebackers	1	1966
Mazur, John	Offensive Backfield	1½	1969-1970
	Head Coach	2	1970-1972
Meyer, John	Linebackers	4	1969-1972
Miller, Red	Offensive Line	3	1960-61, 73
Nelsen, Bill	Quarterbacks	1	1973
Richardson, Jesse	Defensive Line	5	1965-1969
Rush, Clive	Head Coach	1½	1969-1970
Rutigliano, Sam	Off. Backs-Receivers	3	1971-1973
Saban, Lou	Head Coach	1½	1960-1961
Smith, Jerry	Defensive Line	2	1960-1961
Spinney, Art	Offensive Line	7	1962-1968
Stoltz, Jerry	Receivers	4	1969-1972
Sumner Charlie	Linebackers	1	1973
Taseff, Carl	Defensive Backfield	1	1964
Valek, Jim	Special Teams	1	1973
Weaver, Larrye	Defensive Backfield	1	1973
Weber, Chuck	Defensive Line	1	1964
	Defensive Backfield	3	1965-1967
Yewcic, Tom	Offensive Backfield	2	1967-1968

VETERANS' BIOGRAPHIES

RONALD WILLIAM (RON) ACKS LB
 6-2, 200 Illinois 7th yr. (W-Atl., 72)

Born 10-3-44 at Herrin, Ill. . . . played quarterback and safety at Illinois . . . all Big Ten honors as senior . . . played in Blue-Gray and Senior Bowl games . . . earned B. S. in Physical Education . . . Minnesota's fourth round draft choice in 1966 . . . released by Vikings, signed with Atlanta in 1968 . . . spent four seasons with Falcons, was starter in 1971 . . . acquired by Rams on waivers after '71 campaign . . . waived to Patriots on final pre-season cut of 1972 . . . earned starting weak side linebacker job after first game as Patriot in 1972 . . . has started 27 consecutive games since then . . . has played in 50 out of 56 regular season games since 1969.

PRO STATS: Intercepted one pass for 15 yards, recovered one fumble in 1969; intercepted one Pass for 10 yards in 1971; recovered three fumbles in 1972; recovered one fumble in 1973. Games played—1968-1, 1969-14, 1970-8, 1971-14, 1972-14, 1973-14.

ROBERT BRUCE (BOB) ADAMS TE
 6-2, 225 Pacific 5th Yr. (T-Pitts., 73)

Born 8-15-46 at Stockton, Calif. . . . started college career at San Mateo JC before transferring to University of Pacific . . . Dean's List student, football captain as senior . . . one of few pro player's to hold master's degree (Physical Education) . . . signed as free agent with Pittsburgh in 1969 . . . served four seasons with Steelers with final season being spent on shelf via injury . . . special teams player with Steelers first two seasons, won starting tight end job in 1971 in which he caught 20 passes . . . acquired by Patriots via trade for draft choice in '73 . . . caught six passes for 100 yards at Buffalo in '73 to mark best performance by a tight end since Jim Whalen's 2-113 against Jets in '68.

PRO STATS:

RECEIVING

Year	Club	G	No.	Yds.	Avg.	Lg.	TD	
1969	Pittsburgh	14	6	80	13.3	19	0	
1970	Pittsburgh	14	3	36	12.0	17	0	
1971	Pittsburgh	14	20	160	8.0	21	0	
1972	Pittsburgh	Injured entire season						
1973	Patriots	11	14	197	14.1	30	0	
Totals 4 years		53	43	473	11.0	30	0	

OTHER STATS: Recovered one fumble in 1969; fumbled once and recovered 4 fumbles for 15 yards in 1971; rushed twice for seven yards in 1973.

JULIUS THOMAS (JEWEL) ADAMS DT
 6-3, 257 Texas Southern 4th Yr. (D-2, 71)

Born 4-26-48 at Macon, Ga. . . . great collegiate career at Texas Southern where he was a four year starter, two time all-Conference choice and little All-America as senior . . . Patriots No. 2 draft choice in '71 who had a great game in the annual College All-Star affair . . . tested as linebacker at one point during first pro season . . . earned AP defensive lineman of the week honors for leading 34-13 upset win over Miami 12-5-71 . . . UPI all-rookie team in 1971 . . . has played in 39 of possible 42 regular season games (including 35 starting assignments) since joining the Patriots.

PRO STATS: Recovered one fumble in 1971; recovered one fumble in 1973. Games played—1971-14, 1972-11, 1973-14.

DID YOU KNOW . . .

That in 1967 Jim Nance became the only AFL rushing champion to successfully defend his title?

SAM EDWARD ADAMS**OT****6-3, 252****Prairie View****3rd Yr. (W-Dallas, 71)**

Born 9-20-48 at Jasper, Texas . . . three year regular at Prairie View where he played both tackle and guard . . . originally selected by Los Angeles in the supplemental draft of 1970 . . . released by Rams, he signed on with Dallas and was subsequently picked up by the Patriots prior to the '71 season and served on cab squad . . . started seven games at guard in '72 . . . moved to tackle (played both sides) in '73 and started eight games while playing in 12 games . . . also saw spot action at tight end in running situations during '73 . . . underwent successful knee surgery during off-season.

PRO STATS: Recovered one fumble in 1972. Games played—1972-7, 1973-12.

RALPH EDWARD (STICKS) ANDERSON**S****6-1, 180****W. Texas State****4th yr. (T-Pitts., 73)**

Born 8-3-49 at Dallas, Texas . . . schoolboy quarterback in Dallas . . . three year regular at West Texas State where he played with Duane Thomas, Mercury Morris and Rocky Thompson . . . had 16 interceptions during collegiate career . . . played in North-South Shrine game and was fifth round choice of the Steelers in '71 draft . . . spent half of rookie season on the cab squad . . . became a regular half way through Pittsburgh's division-winning year of '72 . . . recovered three fumbles in '72, two led to scores . . . missed two post-season games because of knee injury . . . acquired from Steelers on next-to-last cutdown of '73 for a future draft choice . . . played in 13 games for Patriots last season, 11 as starting strong safety.

PRO STATS:

INTERCEPTIONS

Year	Club	G	No.	Yds.	Avg.	Lg.	TD
1971	Pittsburgh	6	1	14	14.0	14	0
1972	Pittsburgh	14	3	68	22.7	41	0
1973	Patriots	13	2	3	1.5	3	0
Totals	3 years	33	6	85	14.2	41	0

OTHER STATS: Recovered three fumbles and scored one safety in 1972; recovered two fumbles in 1973.

100-PLUS RUSHING GAMES

DATE	PLAYER	OPPONENT	ATT.	YARDS
10-23-60	Ron Burton	Denver	16	127
11-11-60	Dick Christy	New York Titans	11	105
10-22-61	Larry Garron	Buffalo	10	116
9-16-62	Ron Burton	Houston	17	118
10-26-62	Larry Garron	Oakland	13	140
12- 8-63	Larry Garron	Houston	17	107
10- 4-64	J.D. Garrett	Denver	12	121
9-18-66	Jim Nance	Denver	24	126
10-23-66	Jim Nance	San Diego	25	108
10-30-66	Jim Nance	Oakland	38	208
11-13-66	Jim Nance	Houston	22	104
11-20-66	Jim Nance	Kansas City	22	107
11-27-66	Jim Nance	Miami	23	133
12- 4-66	Jim Nance	Buffalo	24	109
12-11-66	Jim Nance	Houston	17	146
9-24-67	Jim Nance	Buffalo	34	185
10- 8-67	Jim Nance	San Diego	29	127
10-15-67	Jim Nance	Miami	20	113
11- 5-67	Jim Nance	Houston	26	108
11-26-67	Jim Nance	Houston	18	109
12-17-67	Jim Nance	Miami	24	164
12- 8-68	Jim Nance	Miami	19	111
11- 9-69	Jim Nance	Miami	17	109
11-16-69	Jim Nance	Cincinnati	24	125
10-10-71	Carl Garrett	New York Jets	15	111
11-28-71	Carl Garrett	Buffalo	21	127
10- 1-72	Josh Ashton	Washington	23	108

JOSH ASHTON, JR.**RB****6-1, 202****Tulsa****3rd Yr. (D-9 71)**

Born 8-24-49 at Eagle Lake, Texas . . . two great years at Tulsa where he holds a number of rushing records and ranks as the No. 4 all-time ground gainer with 1536 yards . . . as a junior he led the Hurricanes with 851 rushing yards while breaking one (33 yard average kickoff return versus Colorado) and tying another (36 carries versus Cincinnati) . . . two-time all-Missouri Valley Conference choice . . . also lettered in track, baseball and basketball . . . capable receiver who caught 29 passes for 367 yards . . . ninth round draft choice of the Patriots in 1971 . . . spent '71 season as regular running back for British Columbia Lions of Canadian League . . . did a six months hitch with the infantry before reporting to Patriots rookie camp in '72 . . . scored a touchdown on his first carry in the NFL, a four-yarder against Atlanta . . . led Patriots ball-carriers in rookie year with 546 yards . . . 1776 Club and Foxboro Jaycees Rookie of the Year in '72 . . . missed one game during 1973 season in which he accounted for 418 yards rushing and receiving . . . 51-yard pass reception in '73 was third longest of season.

PRO STATS:

		RUSHING					
Year	Club	G	Att.	Yds.	Avg.	Lg.	TD
1972	Patriots	14	128	546	4.3	35	3
1973	Patriots	13	93	305	3.3	34	0
Totals 2 years		27	221	851	3.9	35	3
		RECEIVING					
Year	Club	G	No.	Yds.	Avg.	Lg.	TD
1972	Patriots	14	22	207	9.4	24†	1
1973	Patriots	13	11	113	10.3	51	0
Totals 2 years		27	33	320	9.7	51	1

OTHER STATS: fumbled three times in 1972; returned 15 kickoffs for 309 yards in 1972; fumbled 4 times, recovered 1 fumble in 1973.

WILLIE GREEN BANKS**G****6-2, 250****Alcorn A & M****5th Yr. (FA, 72)**

Born 3-17-46 at Greenville, Texas . . . known as the "Jolly Green Giant" around Alcorn A&M campus . . . four year regular as collegiate, played tackle and guard . . . earned all-SWC honors, Pittsburgh Courier all-American, second team Small College all-America squad . . . sixth round draft choice of Washington in 1968 . . . played 19 games for Redskins over two year span . . . played five games for New York Giants in 1970 . . . joined Patriots as a free agent in 1972 . . . played in 13 games for Patriots in 1973 including a starting assignment in final game of the season . . . solid special teams performer, blocked punt vs. Jets to account for only touchdown in 9-7 loss.

PRO STATS: Blocked one punt in 1973. Games played—1968-10, 1969-9, 1970-5, 1971-0, 1972-0, 1973-13.

BRUCE FRANCIS BARNES**P****5-11, 212****UCLA****2nd Yr. (D-12 73)**

Born 6-21-51 at Cosholton, Ohio . . . three year veteran at UCLA where he ranks as the all-time punting king having booted for 7478 yards (41.8 average) . . . three time Pac. 8 punting leader and conference all-star '70-'72 . . . runnerup for NCAA punting title in '72 . . . punted 179 times for UCLA, just four short of Bob Waterfield's school record . . . played in East-West Shrine game . . . majored in kinesiology . . . Pac.-8 all-Academic team . . . 12th round draft choice of the Patriots in 1973 . . . entered pro football with objective of working his way to a 45 yard average . . . his 55 punts in 1973 is the second lowest number of punts in a season in club's history . . . strained back muscle hampered him over second half of season.

PRO STATS:

		PUNTING					
Year	Club	G	No.	Yds.	Avg.	Lg.	Blk.
1973	Patriots	14	55	2134	38.8	53	0

RONALD CLIFTON (RON) BOLTON **CB**
6-2, 170 **Norfolk State** **3rd Yr. (D-5, 72)**

Born 4-16-50 at Petersburg, Va. . . . played four years at Norfolk State as a starter and earned the reputation as a speed-demon defensive back and return specialist . . . covered the likes of Raymond Chester, Moses Denson and Frank Lewis during his college career in which he had 19 interceptions . . . on Courier all-America team, played on East squad in first Black All-Star game played in Astro-dome in 1972 . . . had a spot on Ebony all-America squad . . . fifth round draft choice of Patriots in 1972 . . . played in all 14 games (five as a starter) as a rookie . . . started all 14 games in "sophomore jinx" year . . . intercepted six passes in 1973, sixth all-time best performance by a Patriot . . . had a 56-yard interception return versus Eagles . . . loves the challenge of covering the likes of Charley Taylor, Paul Warfield, Harold Carmichael & Co. . . . coach Fairbanks hopes all second year players show as much improvement as Bolton did from rookie to sophomore years . . . 1776 Club "Unsung Hero" Award winner last year, also earned John B. Kelly Trophy as Patriots most outstanding defensive player in '73 . . . caught O. J. Simpson from behind (12-9-73) prompting veteran Buffalo scribes to realize that this was an all-time first.

PRO STATS:

Year	Club	INTERCEPTIONS			Avg.	Lg.	TD
		G	No.	Yds.			
1972	Patriots	14	0	0	0.0	0	0
1973	Patriots	14	6	65	10.8	56	0
Totals 2 years		28	6	65	10.8	56	0

OTHER STATS: Recovered one fumble in 1973.

GREGORY (GREG) BOYD **S**
6-2, 201 **Arizona** **2nd Yr. (FA, 73)**

Born 12-30-50 at Scottsdale Ariz. . . . schoolboy all-American at Scottsdale, Arizona . . . three year veteran at Arizona where he ranked among top defensive players . . . in 1973 ASU-UA game he had 10 unassisted tackles, helped on eight others and blocked one pass . . . on all-WAC Academic team in 1972 . . . played four positions (FB, LB, S and QB) in college . . . surgery curtailed his senior year . . . 14th round draft choice of Miami in 1973 . . . stuck with Dolphins until mid-season when Patriots picked him up as a free agent . . . played in two games during '73.

PRO STATS: Games played—1973-2.

RICHARD FRANCIS (RICK) CASH **DE**
6-5, 245 **NE Missouri** **6th Yr. (T-Rams, 72)**

Born 7-1-45 at St. Louis, Mo. . . . started collegiate career at University of Missouri and switched to Northeast Missouri . . . played tight end and offensive tackle in college . . . 10th round draft choice of Green Bay in 1968 where he was being groomed as successor to Willie Davis at DE . . . Atlanta grabbed him off waiver wire in final pre-season cut and he played both OT and DE for Falcons in '68 . . . traded to Los Angeles prior to '69 season . . . Rams had him ticketed as tackle replacement on the Fearsome Foursome . . . injuries curtailed his activity in both the '70 and '71 seasons, he had worked his way to being a starter on the LA front four in '70 until an arm injury set him down . . . came to Patriots in 1972 (along with LA's No. 1 draft choice in 1973) in the Fred Dryer trade . . . special teams captain in 1972 . . . sacked the quarterback four times in 1973 . . . has played in 28 straight regular season games since joining the Patriots, started in the last 27 straight outings.

PRO STATS: Recovered two fumbles for 4 yards in 1968; recovered two fumbles and blocked one field goal in 1972; recovered one fumble in 1973. Games played—1968-14, 1969-13, 1970-8, 1971-0, 1972-14, 1973-14.

EDGAR (ED) CHANDLER, JR.**LB****6-3, 225****Georgia****7th Yr. (T-Buffalo, 73)**

Born 8-31-46 at Cedartown, Ga. . . . made every all-America team in the country during his senior year at Georgia (1967) where he also served as team captain . . . earned his collegiate laurels as an offensive lineman . . . played OT in Cotton, Liberty, North-South and Hula bowl games of '67 but was shifted to DE in Coaches All-America game . . . fourth round draft choice of Buffalo in 1968 . . . Bills switched him to middle linebacker in his first pre-season training camp . . . filled in as outside linebacker during rookie season . . . became Bills starting MLB in '69 and held that spot until injured in 1972 . . . traded to the Patriots on 4-19-73 (Chandler, LB Jeff Lyman and RB Wayne Patrick for LB Jim Cheyanski, DE Halvor Hagen and G Mike Montler) . . . biggest play while at Buffalo was returning an interception 59-yards for a touchdown . . . started 11 games at MLB for the Patriots and tied a club record in 1973 with two fumble recoveries.

PRO STATS: Recovered one fumble in 1969; returned one interception 59 yards for TD in 1970; intercepted one pass for 13 yards in 1971; recovered two fumbles for 14 yards and fumbled once in 1973. Games played—1968-13, 1969-14, 1970-14, 1971-14, 1972-1, 1973-12.

SAMUEL LEWIS (SAM BAM) CUNNINGHAM, JR.**RB****6-3, 224****Southern Cal****2nd Yr. (D-1b, 73)**

Born 8-15-50 at Santa Barbara, Calif. . . . schoolboy all-America choice at Santa Barbara High where he was a linebacker . . . three year veteran at Southern Cal . . . squad's second most productive rusher as a sophomore (488 yds.), led the list in '71 with 755 yards until knee injury sidelined him for last two games . . . used as blocking back during his senior year and paced Trojans to national championship and Rose Bowl win over Ohio State in which he scored four TDs . . . ranks 13th among Southern Cal's all-time rushers with 1569 yards . . . crunching blocker and capable pass receiver . . . noted for his daring dives and short yardage bursts . . . outstanding track man who won two CIF shot put titles, also a 9.8 sprinter . . . SC track coach Vern Wolfe says he is the fastest sprinter for the first 10 yards he's ever coached . . . grid coach John McKay has said that using him as a blocking back instead of a running back may be the biggest mis-use of a player in his coaching career . . . made Kodak Coaches and NEA all-America teams . . . knee ligament strain curtailed his activity in annual Chicago All-Star game . . . Patriots second choice in the first round of the 1973 draft . . . knee condition delayed his breaking into Patriots lineup, he played in all 14 games and started 10 . . . led team in rushing with 516 yards which ranks as third best rookie total in club's history, 12th best output by any Patriot ball carrier . . . one of five finalists for AFC Rookie of the Year title.

PRO STATS:**RUSHING**

Year	Club	G	Att.	Yds.	Avg.	Lg.	TD
1973	Patriots	14	155	516	3.3	25	4

RECEIVING

Year	Club	G	No.	Yds.	Avg.	Lg.	TD
1973	Patriots	14	15	144	9.6	34†	1

OTHER STATS: Fumbled 10 times, recovered two fumbles in 1973.

NATHANIEL EUGENE (NATE) DORSEY**DE****6-4, 240****Mississippi Valley****2nd Yr. (W-Pitts., 73)**

Born 12-6-50 at Tampa, Fla. . . . three year regular and two-time all-Southwestern Conference and District 27 NAIA all-star . . . played seven different positions in college, started as offensive tackle and ranked as team's best defensive lineman as junior and senior . . . led team in tackles two years in a row . . . seventh round draft choice of Pittsburgh in 1973 . . . acquired by Patriots via waivers just before final pre-season game . . . active two of first six regular season games before knee ailment put him on the shelf . . . size and speed make him top prospect.

PRO STATS: Games played—1973-2.

BRIAN JOHN (B.D.) DOWLING**QB****6-2, 198****Yale****3rd Yr. (FA, 70)**

Born 4-1-47 at Cleveland, Ohio . . . one of the most sensational schoolboy athletes in Cleveland history, sought by more than 100 colleges . . . his high school football teams were 35-1 under his leadership, basketball squads were 75-10, he also played tennis and baseball . . . great collegiate career at Yale prompted national cartoonist Garry Trudeau to use Dowling as the subject for his super football star "B.D." in comic strip *Doonesbury* . . . capped career with undefeated season as senior . . . set nine team and two Ivy League records . . . threw for 2335 yards and 30 touchdowns during three years . . . piloted the Calvin Hill-lead backfield . . . two-time all-Ivy, East, and New England . . . ranks as one of the most publicized players in Ivy League history . . . 11th round draft choice of Minnesota in 1969 . . . after winning Bull Lowe Award as New England's top collegiate performer . . . worked as quarterback, running back and receiver in Viking camp before being dropped . . . played '69 season with Bridgeport Jets (quarterback and wide receiver) while teaching math at Cheshire Academy and serving as an assistant coach at Yale . . . picked up by Patriots in 1970 and spent two years on the cab squad . . . has served as Jim Plunkett's backup for the past two seasons and holder for placement kicks . . . attempted 54 passes in '72 but didn't get to throw any in '73 . . . off-season tennis instructor and leading scorer on team's basketball squad.

PRO STATS:**PASSING**

Year	Club	G	Att.	Comp.	Yds.	Pct.	TD	Lg.	Int.	LAP
1972	Patriots	13	54	29	383	53.7	2	42	1	4-63
1973	Patriots	14	0	0	0	0.0	0	0	0	0-0
Totals 2 years		27	54	29	383	53.7	2	42	1	4-63

OTHER STATS: Recovered one fumble in 1972; rushed 7 times for 35 yards and three TDs in 1972.

DOUGLAS MARVIN (DOUG) DUMLER**C****6-3, 242****Nebraska****2nd Yr. (D-5, 73)**

Born 12-15-50 at Hoisington, Kan. . . . product of Chicago . . . started college career as a tight end, red-shirted as offensive tackle and then played three seasons as the starting center . . . two-time Academic all-Big 8 choice . . . All-Big 8 second team two years, honorable mention all-America team . . . played in three Orange Bowl games and the 1973 Senior Bowl . . . behind Oklahoma's Tom Brahaney in most polls, but selected ahead of him in college draft . . . Patriots fifth round choice in the '73 draft . . . first center drafted by the Patriots since 1964 . . . pressed into full-time service when Jon Morris ripped his knee in second regular season game . . . backed up Bill Lenkaitis during rookie year but has snapped on all PATs and field goals.

PRO STATS: Fumbled once in 1973. Games played—1973-14.

PUNT-KO RETURN LEADERS

		Combined Attempts	Combined Yards
1.	Carl Garrett	1969-72	135 2738
2.	Larry Garron	1961-67	90 2322
3.	Jay Cunningham	1965-67	86 1512
4.	Ron Burton	1960-65	102 1508
5.	Mack Herron	1973	68 1374
6.	J. D. Garrett	1964-67	51 1101
7.	Joe Bellino	1965-67	62 1053
8.	Willie Porter	1968	58 947
9.	Dick Christy	1960	32 690
10.	Billy Johnson	1966-68	47 648

CLUB RECORDS:

Most Yards, One Season: 1374, Mack Herron — 1973 (KO 1092; Punt Return 282)

Most Yards, Career: 2738, Carl Garrett 1969-1972 (135 attempts)

Most Combined Returns, One Season: 68, Mack Herron — 1973 (KO 41; PR 27)

Most Combined Returns, Career: 135, Carl Garrett — 1969-72

SANDY VINCENT DURKO**S****6-1, 186****Southern Cal****4th Yr. (W-Cinn., 73)**

Born 8-29-48 at West Covina, Calif. . . . three year performer as cornerback at Southern Cal where he earned honorable all-America recognition as well as spots on the All-West Coast and all-Pac 8 first units . . . played in the Hula Bowl . . . Cincinnati's fourth round choice in the 1970 draft after great Rose Bowl performance in which he shutout his receiver, set up a TD with an interception and had two good punt returns . . . in his first pro game he had a 67-yard touchdown return with an interception . . . suffered knee injury in first game of rookie year and sat out balance of the season . . . played every game for the Bengals in '71 but another injury sidelined him for '72 season . . . started all '73 games as free safety for Patriots after being picked up on waivers from Cincinnati . . . at one time or another during '73 season he played with — lacerated eye, broken rib, sprained ankle, broken nose, sprained back, fractured wrist that required a cast.

PRO STATS:

Year	Club	INTERCEPTIONS					
		G	No.	Yds.	Avg.	Lg.	TD
1970	Cincinnati	1	0	0	0.0	0	0
1971	Cincinnati	14	4	46	11.5	25	0
1972	Cincinnati	Injured entire season					
1973	Patriots	14	3	26	8.7	16	0
Totals 3 years		29	7	72	10.3	25	0

OTHER STATS: Carried once for 4 yards in 1971; returned 6 punts for 14 yards and fumbled once in 1971; returned three punts for 21 yards, made two fair catches and fumbled once in 1973.

WILL HENRY FOSTER**LB****6-2, 230****Eastern Michigan****2nd Yr. (FA, 73)**

Born 10-2-48 at Grady, Ala. . . . native of Massillon, Ohio which was regarded as the mecca of high school football in the 1940-60 era . . . three year performer on college level as defensive end, fullback and linebacker . . . made more than 100 tackles during his collegiate career . . . regarded as natural linebacker . . . Philadelphia's seventh round choice in 1972 . . . hung with Eagles until three days before start of regular season play . . . signed on with Patriots in 1973 . . . became third player in Patriots history to score a TD on fumble recovery (vs. Jets, 10-14 at Schaefer) . . . active for 10 games, started at MLB against Dolphins . . . knee injury put him on the shelf.

PRO STATS: Recovered two fumbles (one for TD) in 1973. Games played —1973-10.

ROBERT ERIC (BOB) GEDDES**LB****6-2, 240****UCLA****3rd Yr. (FA, 73)**

Born 4-22-46 at Seattle, Wash. . . . launched collegiate career at Riverside Jr. College, transferred to UCLA where he made honorable mention all-America honors as a defensive end in 1969 . . . first team choice on UPI and all-West Coast . . . played in Blue-Gray game . . . 14th round draft choice of Los Angeles in 1970 . . . Rams switched him to linebacker and he rode the cab squad during first season . . . switched to Denver on waivers in '71 and was on reserve list for entire season . . . played all 14 games for Broncos in '72, started final three games . . . made 21 tackles and 15 assists during first active season . . . joined Patriots in mid-season of '73 and played in two games . . . operates body guard service for top entertainers during off-season.

PRO STATS: Games played—1970-0, 1971-0, 1972-14, 1973-2.

DID YOU KNOW . . .

Patriots all-time scoring king Gino Cappelletti is the third leading all-time scorer in the history of professional football with 1130 points in 11 seasons.

RICHARD FREDERICK (DICK) GORDON**WR****5-11, 190****Michigan State****10th Yr. (T-G.B., 74)**

Born 1-1-44 at Cincinnati, Ohio . . . running back and defensive back at Michigan State where he did not earn a letter until his junior year . . . as a senior he was all-Big Ten and was second in rushing in conference with 571 yards . . . seventh round draft choice of Chicago in 1965 . . . played seven years with Bears before switching to Los Angeles who had to give up no. 1 choice in 1974 as compensation . . . his 71 catches in 1970 was best in all pro football . . . had 13 TD passes in '70 to tie Bears 1947 record set by Ken Kavanaugh . . . played in Pro Bowl after 1970 and '71 seasons . . . muscle pulls restricted his activity in 1972 . . . last season he had five games with LA before being traded to Green Bay . . . played against the Patriots at Schaefer Stadium on 11-18-73 and rushed one time for minus four yards . . . Patriots traded with Green Bay (gave up tight end John Mosher) for his services during process of 1974 draft . . . No. 6 among all-time receiver list in AFC with 241 catches for 3579 yards . . . has accounted for more than three miles (5325 yards) during his nine year career.

PRO STATS:**RECEIVING**

Year	Club	G	No.	Yds.	Avg.	Lg.	TD
1965	Chicago	14	13	279	21.5	51	3
1966	Chicago	14	15	210	14.0	40	1
1967	Chicago	14	31	534	17.2	93t	5
1968	Chicago	14	29	477	16.4	51t	4
1969	Chicago	14	36	414	11.5	41t	4
1970	Chicago	14	71	1026	14.5	69t	13
1971	Chicago	13	43	610	14.2	45	5
1972	Los Angeles	4	3	29	9.7	17	1
1973	Los Ang./Grn. Bay	7	0	0	0.0	0	0
Totals 9 years		108	241	3579	14.9	93t	36

OTHER STATS: 1965—rushed twice for 10 yards, fumbled once, returned one punt for minus three yards, returned 14 kickoffs for 242 yards; 1966—returned 19 kickoffs for 521 yards, rushed twice for two yards, returned four punts for minus five yards, fumbled four times; 1967—returned 16 kickoffs for 397 yards, rushed three times for minus seven yards, returned 12 punts for 82 yards, fumbled twice; 1968—returned three kickoffs for 97 yards, returned one punt for five yards, fumbled once; 1969—returned six kickoffs for 105 yards, rushed twice for 28 yards, returned one punt for 11 yards; 1970—rushed four times for 17 yards, fumbled twice; 1972—returned four kickoffs for 141 yards, returned four punts for 20 yards, fumbled once, recovered one fumble; 1973—returned three kickoffs for 68 yards, rushed twice for 15 yards.

LEON GRAY**OT****6-3, 256****Jackson State****2nd Yr. (W-Miami, 73)**

Born 11-15-51 at Olive Branch, Miss. . . . all-around student/athlete throughout high school and college careers . . . great schoolboy performer who was also president of the Student Government Association and high school band (trumpet player) . . . four year performer at Jackson State . . . flood of honors in senior year—team MVP, all-SWAC, Playboy and Ebony all-America squads, Pittsburgh Courier squad . . . National Football Hall of Fame Honor Student, in Who's Who Among College Athletes and American College Students . . . one of 10 children . . . known as "Big Dog" at Jackson State because of his size (295 pounds) . . . third round draft choice of Miami in 1973 . . . Patriots picked him up on waivers from Dolphins on final cut . . . played in last nine games of the season, eight starting assignments at left tackle, and won high plaudits for his work against some of the best defensive linemen in the NFL.

PRO STATS: Recovered one fumble in 1973. Games played—1973-9.

DID YOU KNOW . . .

That the first NFL player draft was held in 1936. The first college player drafted was halfback Jay Beringer (U. of Chicago) by the Philadelphia Eagles.

RAYMOND LEE (SUGAR BEAR) HAMILTON**DE****6-1, 232****Oklahoma****2nd Yr. (D-14, 73)**

Born 1-20-51 at Omaha, Neb. . . . one of 12 children . . . outstanding three sport (football, track and wrestling) in high school . . . three year varsity veteran at Oklahoma who had a shot at five different positions . . . settled at defensive tackle and because of his speed and quickness was regarded as the kingpin of the OU pass rush . . . honored as the National Lineman of the Week on one occasion . . . two-time all-Big 8 all-star . . . Dean's List student . . . nickname of "Sugar Bear" has hung over from his teenage days . . . Patriots 14th round selection in the 1973 draft who was projected as a linebacker . . . outstanding rookie season in which he started every game as left defensive end . . . tied for team lead in quarterback sacks with seven . . . also tied for club lead in fumble recoveries with two . . . won Foxboro Jaycees "Unsung Hero" Award . . . defensive line coach Hank Bullough feels that Hamilton has the all-important reach to be able to make the first move on the offensive tackle . . . rated as the best pass-rushing DE since Bob Dee and Larry Eisenhower.

PRO STATS: Games played—1973-14.**JOHN ALLEN (HAM HOCKS) HANNAH****G****6-2, 265****Alabama****2nd Yr. (D-1a, 73)**

Born 4-4-51 at Canton, Ga. . . . three sport (football, track, wrestling) standout in high school and college . . . nicknamed "Ham Hocks" by college line coach . . . earned eight varsity letters at Alabama as well as coach Bear Bryant naming him as the best offensive lineman he had ever coached . . . two-time all-America choice who swept up every award available to an offensive lineman during his final season with the Crimson Tide — included were all-America honors from Walter Camp, NEA, Football News, AP, UPI, Gridiron Magazine, Time, Sporting News, Universal Sports; Lineman of the Year from Touch-down Clubs in Columbus (Ohio), Miami, Birmingham, Washington, Atlanta . . . all-SWC three times . . . Jacobs Awards for blocking . . . one of four finalist for Lombardi Award . . . heaviest player in Alabama history . . . father (Herb) played in NFL with Giants . . . Patriots first of three choices in the first round of 1973 draft, fourth player selected from college ranks, after great showing in Cotton and Hula Bowl games . . . made good showing against Miami Dolphins in College all-star game . . . dispelled all fears about his ability to make the switch from straight ahead blocking required in Wishbone to drop-back and pulling required in pros . . . freak accident produced a broken leg and caused him to miss final game of the 1973 season after starting 13 straight games . . . outstanding rookie season produced more honors — on Pro Football Weekly and Football Digest all-Rookie team, Rookie of the Year with Foxboro Jaycees and 1776 Club, Cardinal Cushing Trophy as Patriots MVP on offense.

PRO STATS: Recovered one fumble and returned one kickoff for 0 yards in 1973. Games played—1973-13.**PATRIOTS SCHEDULE 1975-1978**

Dates and playing sites are still to be established, but the Patriots opposition has been charted through 1978.

In addition to home-and-home meetings with AFC-Eastern Division rivals Baltimore, Buffalo, Miami and New York Jets, the Patriots can look forward to the following competition:

- 1975: AFC — Cincinnati, Houston, San Diego.
NFC — Dallas, St. Louis, San Francisco.
- 1976: AFC — Pittsburgh, Denver, Oakland.
NFC — Detroit, Washington, New Orleans.
- 1977: AFC — Cleveland, Kansas City, San Diego.
NFC — Green Bay, Philadelphia, Atlanta.
- 1978: AFC — Cincinnati, Houston, Denver.
NFC — Chicago, New York Giants, Los Angeles.

STEPHEN DOUGLAS (STEVE) HARKEY**RB****6-0, 215****Georgia Tech****3rd Yr. (W-Jets, 73)**

Born 8-3-49 at Atlanta, Ga. . . . used primarily as a blocking back and receiver during college career at Georgia Tech . . . caught 50 passes (14 in one game vs. South Carolina for school record) for 452 yards and rushed for 543 more during three year span . . . played on Tech's Sun Bowl championship team in 1970 . . . team MVP as senior . . . 16th round draft choice of Jets in 1971 . . . voted most valuable special teams player as a rookie . . . had only 65 carries during two seasons with Jets . . . Patriots picked him up on waivers prior to final pre-season game of 1973 but he did not report for duty.
PRO STATS:

RUSHING

Year	Club	G	Att.	Yds.	Avg.	Lg.	TD
1971	N.Y. Jets	14	20	62	3.1	10	0
1972	N.Y. Jets	11	45	129	2.9	10	0
1973	Patriots	Did Not Play					
Totals	2 years	25	65	191	2.9	10	0

OTHER STATS: Caught five passes for 28 yards, fumbled once and returned one kickoff for two yards in 1971; caught 9 passes for 114 yards, fumbled once in 1972.

MACK W. (MINI MACK) HERRON**RB****5-5, 170****Kansas State****2nd Yr. (FA, 73)**

Born 7-24-48 at Biloxi, Miss. . . . product of the west side of Chicago . . . launched collegiate career at Hutchinson (Ka.) Jr. College . . . won National Jr. College dash title . . . sensational senior season (1969) at Kansas State . . . led team in rushing with 506 yards on 127 carries, top receiver in Big 8 with 52 for 652 yards, second leading major college scorer in nation behind Oklahoma's Steve Owens (Detroit Lions) with 126 points on 21 touchdowns . . . All-Big 8 and Football News and Sporting News all-America choice . . . won 100-yard dash in Kansas Relays . . . played in North-South, All-American and Senior Bowl games . . . sixth round draft choice of Atlanta in 1970, but signed on with Winnipeg of CFL where he played three great seasons . . . made CFL Western Division all-star team in 1971 and '72, all-Canadian League in '72, and runnerup for league MVP '72 . . . CFL fifth leading scorer in '72 with 96 points, leading TD maker with 16, top rusher with 1527 yards on 258 carries . . . established CFL kickoff return record with a 120-yarder against Edmonton . . . waived out of CFL and was selling jeans in Chicago when Patriots scout Dick Steinberg (his college coach) alerted club of his availability . . . used to be called "Scoe" (correct spelling) because he scored so many touchdowns . . . became the darling of the fans with his wreckless and productive returns . . . broke eight Patriots individual return records in 1973 and tied another . . . led NFL in kickoff return yardage (1092) and with just one season under his belt ranks fifth on the Patriots all-time combined return list with 1374 yards . . . only O. J. Simpson turned in more yards for his team than Mini Mack did last season with his 1839 tally . . . had Patriots longest TD run of the year, a 10-yarder against Buffalo . . . named MVP by both the Foxboro Jaycees and 1776 Club.

PRO STATS:**KICKOFF RETURNS**

Year	Club	G	No.	Yds.	Avg.	Lg.	TD
1973	Patriots	14	41	1092	26.6	92+	1

PUNT RETURNS

Year	Club	G	No.	FC	Yds.	Avg.	Lg.	TD
1973	Patriots	14	27	8	282	10.4	54	0

RUSHING

Year	Club	G	No.	Yds.	Avg.	Lg.	TD
1973	Patriots	14	61	200	3.3	17	2

RECEIVING

Year	Club	G	No.	Yds.	Avg.	Lg.	TD
1973	Patriots	14	18	265	14.7	29	1

OTHER STATS: Fumbled seven times, recovered three fumbles in 1973.

GEORGE WILLIAM HOEY**CB****5-10, 180****Michigan****4th Yr. (W-St. L., 72)**

Born 11-14-46 at Gaffney, N.C. . . . three year veteran as running back and defensive back at Michigan . . . earned all-Big Ten honors as junior and senior . . . 14th round draft choice of Detroit in 1969 and rode Lions cab squad for entire season . . . in military service during '70 season, signed as free agent with St. Louis in 1971 . . . played nine games for Cardinals . . . versus Eagles he returned a kickoff 103 yards (third longest in Cards history) for touchdown . . . Patriots picked him up on waivers early in 1972 season . . . started six games at weakside safety in '72, active for 28 straight games since joining Patriots . . . club's second best kickoff return man in 1972 with 210 yards . . . started 12 games at left cornerback in 1973 . . . extremely strong for 180-pounder . . . cousin of world-class sprinter Herb Washington.

PRO STATS: 1971—returned nine kickoffs for 251 yards including 103-yarder for TD; 1972—returned nine kickoffs for 210 yards, intercepted one pass for 25 yards, fumbled once. Games played—1971-6, 1972-14, 1973-14.

GEORGE STEPHEN (STEVE) KING**LB****6-4, 225****Tulsa****2nd yr. (FA, 73)**

Born 6-10-51 at Quinton, Okla. . . . played three seasons at Tulsa as linebacker and defensive end . . . as a junior he made 20 tackles against Louisville and was named Missouri Valley lineman of the week . . . honored as league's top tackling lineman in 1972 . . . signed as free agent in 1973 and played in seven games, mostly as a special teams performer.

PRO STATS: Games played—1973-7.

WILLIAM EDWARD (BILL) LENKAITIS**C****6-4, 250****Penn State****7th yr. (W-S.D. 71)**

Born 6-30-46 at Cleveland, Ohio . . . "The Doctor" received his dental degree during the 1973-74 off-season . . . Science major (Dean's List and National Honor Society) at Penn State where he played center for three seasons under Rip Engle and Joe Paterno . . . captained the Lions in 1967 . . . All-East and honorable mention all-America in senior year . . . played in Gator, Hula, All-American and College All-Star games . . . second round draft choice of San Diego in 1968 . . . joined Chargers mid-way through '68 season and made kickoff tackle on his first pro play . . . became starting guard in 1970 . . . Patriots picked him up on waivers prior to start of 1971 season during which he was fulltime guard, part time center and solid special teams performer . . . waived on final pre-season cut in '73 but recalled after second game when center Jon Morris injured his knee . . . played remaining 12 games at center despite fact he had hardly played the position since 1967.

PRO STATS: Recovered one fumble in 1970. Games played—1968-6, 1969-14, 1970-9, 1971-14, 1972-14, 1973-14.

MELVIN T. (MEL) LUNSFORD**DT****6-3, 250****Central State (OH)****2nd yr. (T-Wash. 73)**

Born 6-13-50 at Cincinnati, Ohio . . . standout three year performer at Central State, Ohio where he played in 35 straight games . . . NAIA all-America choice in 1970 and '71 . . . three time District 22 all-star . . . played in Blue-Gray and Black all-star bowl games . . . Oakland's third choice in the 1972 draft . . . stops at Atlanta and Washington before arriving at Patriots in trade for draft choice during 1973 pre-season . . . was on 47-man roster for entire season, played in four games.

PRO STATS: Games played—1973-4.

DONALD JOE (DON) MARTIN

CB

5-11, 187

Yale

2nd yr. (FA, 73)

Born 9-17-49 at Carrollton, Mo. . . . all-Ivy Leaguer for two years while at Yale . . . seventh round draft choice of Oakland Raiders in 1971 after playing in the East-West Shrine game . . . gained experience playing with Bridgeport Jets and Hartford Knights in Atlantic Coast League during 1971 and '72 seasons . . . joined Patriots as a free agent in 1973 . . . standout special teams performer who started two games at cornerback during '73 but played in all 14 games . . . biggest play as a rookie was a 35-yard return of a blocked field goal attempt to set up a touchdown at Houston.

PRO STATS: Games played—1973-14.

DAVID CLAYTON (DAVE) MASON

S

6-0, 199

Nebraska

2nd yr. (W-Minn. 73)

Born 11-2-49 at Menominee, Mich. . . . three year performer at Nebraska . . . two-time all-Big 8 Academic team, twice named on second team of all-Big 8 . . . played split end in first varsity season before switching to defense as "Monster" . . . in post-season bowl games (two Orange, Sun) each varsity year . . . grew up in Green Bay where he developed interest in pro football . . . Minnesota's 10th round choice in 1973 . . . Patriots picked him up on waivers in next to last pre-season cut . . . started in final game of '73 at Baltimore.

PRO STATS: Recovered one fumble in 1973. Games played—1973-8.

ROBERT HENRY (BOB) MC CALL

RB

6-0, 205

Arizona

2nd yr. (W-Cinn. 73)

Born 4-26-50 at Sarasota, Fla. . . . top high school athlete who was also president of the Letterman Club, on the Student Council and served as sports editor of the yearbook . . . three year veteran at Arizona, still holds a half dozen rushing records . . . played in 1972 North-South game and was named the game's most inspirational player . . . in senior year he had 228 carries for 1182 yards . . . fifth round draft choice of Cincinnati in 1973 . . . Patriots picked him up on waivers late in the pre-season . . . took part in eight games, started at running back against Green Bay Packers.

PRO STATS:

RUSHING

Year	Club	G	Att.	Yds.	Avg.	Lg.	TD
1973	Patriots	8	10	15	1.5	14	0

OTHER STATS: Caught three passes for 18 yards, returned two kick-offs for 17 yards, fumbled four times and recovered two fumbles in 1973.

LARRY JACK (JACK) MILDREN

S

6-1, 200

Oklahoma

3rd yr. (T-Balt. 74)

Born 10-10-49 at Kingsville, Texas . . . great collegiate career under Chuck Fairbanks at Oklahoma where he still holds a number of rushing records . . . three year performer . . . honors earned as senior included: Big 8 and all-America honorable mention, Big 8 Academic team who ranked in top 10 seniors, Chevrolet Offensive Player of the Year, Oklahoma Athlete of the Year . . . played in Hula and Sugar bowls . . . Texas born and Oklahoma educated is enough to understand his college major—Petroleum Land Management . . . rushed for 1140 yards as a Sooner senior, most ever in NCAA history by a quarterback . . . career totals show 495 rushes for 2342 yards; in passing he was 164-346-3015 yards and 25 TDs . . . won Ernie Davis Memorial Award for Leadership in Coaches All-American Game in Lubbock . . . Baltimore's second round draft choice in 1972 . . . Colts converted him to safety and utilized him as special teams player in rookie year . . . in 1973 he started 12 of 14 regular season games . . . Patriots acquired his services for a choice during the 1974 draft session.

PRO STATS: Threw one incomplete pass, returned one kickoff for one yard, rushed three times for eight yards, fumbled once and recovered two fumbles in 1972; rushed twice for 14 yards in 1973.

ARTHUR CLARK (ART) MOORE**DT****6-5, 253****Tulsa****2nd yr. (W-S.F. 73)**

Born 4-4-51 at Daingerfield, Texas . . . three year performer at Tulsa who earned all-Missouri Valley honors in 1972 . . . once made 23 tackles in a game against Montana . . . in senior year he had 32 tackles and 58 assists . . . sixth round draft choice of San Francisco in 1973 . . . 49ers worked him at defensive tackle but also took a look at him on the offensive line . . . Patriots picked him up via waivers in the final cut of 1973 . . . played in all but one regular season game as a rookie . . . led team with two blocked field goals, also had four sacks to his credit.

PRO STATS: Recovered one fumble, blocked two field goals in 1973. Games played—1973-13.

JON NICHOLSON MORRIS**C****6-4, 248****Holy Cross****11th yr. (D-4 64)**

Born 4-5-42 at Washington, D.C. . . . sensational three sport athlete at Gonzaga High School and Daily News "Athlete of the Year" in 1960 . . . father (John) is Washington Bureau correspondent for New York Times . . . center and linebacker at Holy Cross for three seasons . . . Varsity Club Athlete of the Year and Lineman of the Year in 1963 . . . other senior year honors included: team captain, AP All-East, Williamson all-America, College all-star game vs. Bears, Senior Bowl . . . Green Bay Packers No. 2 draft choice in 1964 but passed up late Vince Lombardi's offer to sign with Patriots who had drafted him in No. 3 spot . . . 1776 Club Rookie of the Year in 1964, Unsung Hero in 1965 and '72 . . . played in seven post-season all-star games (six AFL, one NFL Pro Bowl) . . . Washington Touchdown Club toasted him as area's top athlete in 1967 . . . made 1971 trip to Vietnam with other NFL players . . . inducted into Holy Cross Hall of Fame in 1973 . . . played in 128 games for Patriots (eighth best individual record in club's history) until felled by knee injury in second game of '73 . . . rigorous off-season training program has him coming back in great condition.

PRO STATS: Fumbled three times in 1967; recovered one fumble in 1968; fumbled once in 1971. Games played—1964-14, 1965-14, 1966-14, 1967-14, 1968-14, 1969-14, 1970-14, 1971-14, 1972-14, 1973-2.

THOMAS OLIVER (TOM) NEVILLE**OT****6-4, 260****Mississippi State****10th yr. (D-7 65)**

Born 8-12-43 at Montgomery, Alabama . . . three year performer at Miss. State . . . two-time all-SEC choice and second team all-America selection . . . standout in Liberty Bowl and Blue-Gray game . . . had desire to play with Dallas, was drafted high by Pittsburgh, but accepted offer from Patriots who selected him seventh in the 1965 draft . . . had missed only two games over first eight years with Patriots until torn groin muscle sidelined him for six games at mid-season of 1973 . . . quiet but effective performer who broke into starting lineup as rookie in 1965 and was AFL all-star as a sophomore . . . his home town of Montgomery honored him with a "Tommy Neville Appreciation Day" on April 19, 1971 . . . has played in 118 games for Patriots.

PRO STATS: Recovered one fumble in 1967, 1970 and 1971. Games played—1965-14, 1966-14, 1967-14, 1968-14, 1969-14, 1970-13, 1971-14, 1972-13, 1973-8.

EXTRA POINTS BY KICK

Name	PAT Made	PAT Att.	Pct.
Gino Cappelletti	342	353	.969
Charlie Gogolak	42	42	1.000
Jeff White	21	25	.840
Mike Walker	15	15	1.000
Bill Bell	4	5	.800
Justin Canale	1	1	1.000
Team	0	4	.000
Totals	425	445	.955

WAYNE ALLEN PATRICK**RB****6-1, 230****Louisville****6th yr. (T-Buffalo 73)**

Born 9-1-46 at Gainesville, Fla. . . . three year veteran at Louisville . . . Missouri Valley Conference "Back of the Year" in 1965 as a sophomore . . . originally drafted by Cincinnati but signed with Buffalo in 1968 as a free agent . . . after seeing limited duty in his rookie season, he turned in four good years for the Bills before being traded to the Patriots on 4-19-73 in a six player deal . . . his best year at Buffalo was 1971 when he led Bills in rushing and pass receiving . . . he also had a 131-yard game against the Patriots in 1969 while subbing for O. J. Simpson . . . pre-season knee injury put him on the shelf for all of the 1973 campaign.

PRO STATS:**RUSHING**

Year	Club	G	Att.	Yds.	Avg.	Lg.	TD
1968	Buffalo	3	1	2	2.0	2	0
1969	Buffalo	14	83	361	4.3	72	3
1970	Buffalo	9	66	259	3.9	20	1
1971	Buffalo	14	79	332	4.2	41	1
1972	Buffalo	13	35	130	3.7	9	0
1973	Patriots	0	Injured entire season				

Totals	5 years	53	264	1084	4.1	72	5
---------------	----------------	-----------	------------	-------------	------------	-----------	----------

RECEIVING

Year	Club	G	No.	Yds.	Avg.	Lg.	TD
1968	Buffalo	3	1	5	5.0	5	0
1969	Buffalo	14	35	229	6.5	19	0
1970	Buffalo	9	16	142	8.9	38	0
1971	Buffalo	14	36	327	9.1	62	0
1972	Buffalo	13	8	42	5.3	10	1
1973	Patriots	0	Injured entire season				

Totals	5 years	53	96	745	7.8	62	1
---------------	----------------	-----------	-----------	------------	------------	-----------	----------

OTHER STATS: Fumbled six times in 1969; fumbled four times, recovered two fumbles in 1970; fumbled five times, recovered one fumble in 1971; fumbled three times, recovered two fumbles in 1972.

WILLIAM WALLACE (BILL) PETERSON**LB****6-3, 226****San Jose State****5th yr. (T-Cinn. 73)**

Born 6-6-45 at San Diego, Calif. . . . four year veteran at San Jose State as linebacker . . . played 1967 season with San Jose of the Continental League . . . signed as free agent by Cincinnati in 1968 and played four years with the Bengals . . . won starting job in second year and intercepted four passes . . . works as probation officer during off-season and is seeking degree in physical therapy . . . Patriots traded a draft choice to Cincinnati on 8-22-73 to acquire his services . . . was on injured reserve list through entire 1973 season.

PRO STATS: Caught one pass for 10 yards, returned three kickoffs for 80 yards in 1968; intercepted four passes for 23 yards in 1969; intercepted one pass for 16 yards in 1971. Games played—1968-7, 1969-14, 1970-14, 1971-14, 1972-14, 1973-0.

JAMES WILLIAM (JIM) PLUNKETT**QB****6-2, 210****Stanford****4th yr. (D-1 71)**

Born 12-5-47 at San Jose, Calif. . . . started playing quarterback as an eighth grader and led his junior high team to a county championship . . . five sport (track, baseball, wrestling, basketball and football) in high school . . . won scholarship to Stanford where he focused complete attention on football . . . quarterbacked the frosh team in '66 after undergoing surgery for removal of a thyroid tumor in his neck in September of that season . . . red-shirted in 1967 and made most auspicious collegiate debut on 9-21-68 by hitting on 10 of 13 for 277 yards and four touchdowns . . . in his first year he was 142-268-2156 and 14 touchdowns. That was more yardage thru the air than any other player in the history of the Pac-8 . . . the following year he was 197-336-2673-20 to shatter more Pac-8 records . . . passed up 1969 draft (because of red-shirt year) in order to stick with Stanford team . . . his senior year produced 191-358-27-15-18.

... in post-season play he was the hero of Stanford's sensational 27-17 Rose Bowl win over Ohio State on New Year's Day of 1971
 ... his three varsity seasons produced 530 completions out of 962 attempts for 7544 yards and 52 touchdowns in regular season play
 ... the honors were heaped on top of him as he made every all-America team in addition to winning both the Heisman Trophy and Maxwell Award ... still holds a number of Conference and NCAA passing records ... played in Hula and Coaches all-American games as well as the big Chicago all-Star game ... first player taken in the 1971 draft when Patriots selected him as their top choice ... lived up to his advance billing during rookie year by stepping in as starting quarterback and accomplished an NFL first by leading offense in every play of all 14 games ... earned Rookie of the Year honors from Sporting News, NEA, Pro Football Weekly, UPI and AP ... his 19 TD passes ranks second only to Giants' Charley Conerly for rookie performance ... continued development during second and third seasons ... has started 42 consecutive games since joining Patriots ... accounted for more than 50 per cent (54.8) of all Patriots touchdowns (40 passing, six rushing) over past three years ... ninth ranked active quarterback in AFC with only three years under his belt ... 348-yard passing game against Green Bay was first 300-plus aerial performance since Babe Parilli did it 12-17-66.
PRO STATS:

PASSING

Year	Club	G	Att.	Comp.	Yds.	Pct.	TD	Int.	Lg.	LAP
1971	Patriots	14	328	158	2158	48.2	19	16	88†	36-319
1972	Patriots	14	355	169	2196	47.6	8	25	62	39-385
1973	Patriots	14	376	193	2550	51.3	13	17	64	37-350
Totals 3 years		42	1059	520	6904	49.1	40	58	88†	112-1054

RUSHING

Year	Club	G	Att.	Yds.	Avg.	Lg.	TD
1971	Patriots	14	45	210	4.7	16	0
1972	Patriots	14	36	230	6.4	21	1
1973	Patriots	14	44	209	4.8	20	5
Totals 3 years		42	125	649	5.2	21	6

OTHER STATS: Fumbled six times in 1971; fumbled six times and recovered one fumble in 1972; fumbled six times and recovered one fumble in 1973.

PLUNKETT'S 1970 HONORS

Heisman Trophy; Maxwell Award; United Press International Player of the Year; Sporting News Player of the Year; Sport Magazine College Player of the Year; Walter Camp All-America Player of the Year; American College Football Coaches Association Offensive Player of the Year; United Press International Back of the Year; Voit Memorial Trophy Winner; Pop Warner Award Winner; California State Athlete of the Year; Columbus Quarterback Club College Player of the Year; Miami Touchdown Club College Player of the Year; First Team All-America, United Press International; First Team All-America, Sporting News; First Team All-America, American Football Writers' Association/Look Magazine; First Team All-America, American College Football Coaches Association/Kodak; First Team All-America, Walter Camp; First Team All-America, Newspaper Enterprise Association (NEA); First Team All-America, Central Press Captains; Second Team All-America, Associated Press; First Team All-Coast, United Press International; First Team All-Coast, Associated Press; First Team All Pacific-8 Conference; National Back of the Week, Associated Press, following Stanford-Washington game on November 7; National Back of the Week, Sports Illustrated, following Stanford-Washington State game on October 17; Player of Game (Governor's Award) in Hula Bowl, January 9 in Honolulu, won 42-32 by North Team; Player of Game in Rose Bowl, Jan. 1, 1971, won 27-17 by Stanford over Ohio State.

DAVID HOMEYER (DAVE) ROWE
 6-7, 265 Penn State

DT
 8th yr. (T-Houston 71)

Born 6-20-45 at Neptune, N.J. . . . standout basketball-football player at Deptford (NJ) High . . . scored 1231 points on the court and was sought by some 40 colleges . . . spine curvature (since corrected) limited his schoolboy football career to three years . . . great collegiate career under Rip Engle and Joe Paterno at Penn State . . . earned a spot on most all-opponent teams, second team all-East and honorable mention all-America . . . played in East-West and Hula Bowls . . . made a great showing against Packers in College all-star game . . . second round draft choice of New Orleans Saints in 1967 . . . four year starter for Saints, made NFL all-Rookie team and was all-Pro in '68 . . . traded to Houston after 1970 season and then to Patriots prior to 1971 campaign . . . ardent worker for Campus Crusade for Christ . . . dropped 20 pounds (285-265) in order to conform to coach Fairbanks weight standard for 1973 season . . . has played in 42 straight games for the Patriots, started 33 of them including all in '73 . . . never missed a regular season game in seven seasons . . . had three sacks to his credit last year.

PRO STATS: Recovered two fumbles in 1968; recovered one fumble in 1969; recovered one fumble in 1972 Games played—1967-14, 1968-14, 1969-14, 1970-14, 1971-14, 1972-14, 1973-14.

REGINALD JOSEPH (REGGIE) RUCKER
 6-2, 190 Boston University

WR
 5th yr. (W-Giants 71)

Born 9-21-47 at Washington, D.C. . . . top three sport athlete at Boston University where he was a running back on the football team . . . signed as a free agent with Dallas in 1968 and bounced from wide receiver to defensive back to wide receiver while riding the Cowboy cab squad in '68 . . . on Dallas bench in '69 and finally got into the action in '70 . . . starting wide receiver (replaced Lance Rentzel) in Super Bowl V . . . foot surgery in 1971 hampered his progress since he needed a full year to heal properly and he bounced from Dallas to Giants to Patriots on \$100 waiver deal . . . came into his own in 1972 when he led Patriots receivers with 44 catches for 681 yards and won Card. Cushing Memorial Trophy as Patriots offensive MVP, the George Sargent Memorial Trophy, 1776 Club and Foxboro Jaycee MVP awards . . . made it two in a row leading Patriots receivers with record 53 catches for 743 yards in 1973 to rank as top wide receiver in the AFC . . . has started 28 consecutive games over past two seasons.

PRO STATS:

Year	Club	PASS RECEIVING					TD
		G	No.	Yds.	Avg.	Lg.	
1970	Dallas	7	9	200	22.2	52t	1
1971	NYG/Patriots	13	4	52	13.0	19t	1
1972	Patriots	14	44	681	15.5	62	3
1973	Patriots	14	53	743	14.0	64	3
Totals	4 years	48	110	1676	15.2	64	8

OTHER STATS: Rushed once for 14 yards in 1971, rushed three times for five yards recovered one fumble and returned eight kickoffs for 227 yards, fumbled twice in 1972; fumbled twice and recovered two fumbles for 5 yards in 1973.

ALL TIME FIELD-GOAL KICKERS

Kicker	FGM	FGA	Pct.
Gino Cappelletti	176	333	.529
Charlie Gogolak	20	36	.556
Jeff White	14	25	.560
Mike Walker	2	8	.250
Bill Bell	1	4	.250
Jim Crawford	0	1	.000
V/alt Cudzik	0	1	.000
Team Totals — 7 Kickers	213	408	.522

LEONARD WAYNE (LEN) ST. JEAN**G****6-0, 250****N. Michigan****11th yr. (D-9 64)**

Born 10-27-41 at Lakefield, Mich. . . . raised in the timber country and worked as a lumberjack during school vacation periods . . . four year veteran at Northern Michigan where he played defensive end . . . earned NAIA and Williamson all-America honors . . . drafted by both the Green Bay Packers and Patriots in 1964 and cast his lot with the latter . . . played defensive end for first two seasons in the AFL . . . switched to offensive guard in 1966 and has been there ever since . . . earned all-star recognition in '66 and was 1776 Club Unsung Hero of the year . . . earned "Unsung" award again in 1970 . . . has played in 190 consecutive games for the Patriots, including 140 straight regular season outings . . . he now ranks third in the number of regular season games played as a Patriot behind Gino Cappelletti (155) and Jimmy Hunt (144) . . . has played under five different head coaches since joining the Patriots.

PRO STATS: Recovered one fumble in 1970; recovered one fumble in 1972. Games played—1964-14, 1965-14, 1966-14, 1967-14, 1968-14, 1969-14, 1970-14, 1971-14, 1972-14, 1973-14.

RICHARD EARL (DICK) SHINER**QB****6-0, 201****Maryland****11th yr. (W-Atl. 73)**

Born 7-18-42 at Lebanon, Pa. . . . seventh round draft choice of Washington in 1964 after top career at Maryland . . . although he played in 27 games over a three year span for the Redskins, he quarterbacked in just four games . . . traded to Cleveland for the 1967 season but saw little duty . . . spent 1968 and '69 with Pittsburgh as starter and threw 27 TD passes for the Steelers before being traded to New York Giants . . . seldom used by Giants in 1970 and released just prior to start of 1971 season . . . used sparingly during '71 and road the cab squad in '72 with Falcons . . . played four games with Atlanta in 1973 before Patriots picked him up on waivers on 10-18 . . . threw only four passes for Patriots during '73.

PRO STATS:

Year	Club	PASSING							
		G	Att.	Comp.	Pct.	Yds.	TD	Lg.	Int.
1964	Washington	1	1	0	0.0	0	0	0	0
1965	Washington	12	65	28	43.1	470	3	80†	4
1966	Washington	14	5	0	0.0	0	0	0	1
1967	Cleveland	12	9	3	33.3	34	0	21	1
1968	Pittsburgh	13	304	148	48.7	1856	18	61†	17
1969	Pittsburgh	12	209	97	46.4	1422	7	63	10
1970	N.Y. Giants	14	12	9	75.0	87	0	26	0
1971	Atlanta	10	57	30	52.6	463	5	47	5
1972	Atlanta	Dit		Not Play					
1973	Atl./Patriots	8	68	36	52.9	432	3	34†	4

Totals 9 years 96 730 351 48.1 4764 36 80† 42

OTHER STATS: Rushed twice for 8 yards in 1964; rushed 12 times for 35 yards, fumbled 5 times and recovered one fumble in 1965; rushed once for 10 yards, fumbled once and recovered one fumble for five yards in 1966; rushed twice for minus 7 yards in 1967; rushed 14 times for 53 yards, fumbled 7 times and recovered two fumbles in 1968; rushed 14 times for 55 yards and one TD, fumbled three times and recovered one fumble in 1969; rushed 10 times for 9 yards and one TD, fumbled three times and recovered two fumbles for minus 6 yards in 1971; fumbled 4 times and recovered one fumble in 1973.

DONNELL SMITH**DE****6-4, 245****Southern University****3rd yr. (T- Wash. 73)**

Born 5-25-49 at Lakeland, Fla. . . . three year performer at defensive end for Southern University . . . Green Bay's fifth round draft choice in 1971 after winning all-SWC honors . . . played in five games during rookie year with Pack but was inactive during 1972 season . . . signed as free agent with Washington in 1973 . . . came to Patriots in late pre-season trade with Redskins . . . played in all but two games during past season and registered one "sack".

PRO STATS: Games played—1971-5, 1972-0, 1973-12.

DAVID HOMEYER (DAVE) ROWE
6-7, 265 Penn State

DT
8th yr. (T-Houston 71)

Born 6-20-45 at Neptune, N.J. . . . standout basketball-football player at Deptford (NJ) High . . . scored 1231 points on the court and was sought by some 40 colleges . . . spine curvature (since corrected) limited his schoolboy football career to three years . . . great collegiate career under Rip Engle and Joe Paterno at Penn State . . . earned a spot on most all-opponent teams, second team all-East and honorable mention all-America . . . played in East-West and Hula Bowls . . . made a great showing against Packers in College all-star game . . . second round draft choice of New Orleans Saints in 1967 . . . four year starter for Saints, made NFL all-Rookie team and was all-Pro in '68 . . . traded to Houston after 1970 season and then to Patriots prior to 1971 campaign . . . ardent worker for Campus Crusade for Christ . . . dropped 20 pounds (285-265) in order to conform to coach Fairbanks weight standard for 1973 season . . . has played in 42 straight games for the Patriots, started 33 of them including all in '73 . . . never missed a regular season game in seven seasons . . . had three sacks to his credit last year.

PRO STATS: Recovered two fumbles in 1968; recovered one fumble in 1969; recovered one fumble in 1972 Games played—1967-14, 1968-14, 1969-14, 1970-14, 1971-14, 1972-14, 1973-14.

REGINALD JOSEPH (REGGIE) RUCKER
6-2, 190 Boston University

WR
5th yr. (W-Giants 71)

Born 9-21-47 at Washington, D.C. . . . top three sport athlete at Boston University where he was a running back on the football team . . . signed as a free agent with Dallas in 1968 and bounced from wide receiver to defensive back to wide receiver while riding the Cowboy cab squad in '68 . . . on Dallas bench in '69 and finally got into the action in '70 . . . starting wide receiver (replaced Lance Rentzel) in Super Bowl V . . . foot surgery in 1971 hampered his progress since he needed a full year to heal properly and he bounced from Dallas to Giants to Patriots on \$100 waiver deal . . . came into his own in 1972 when he led Patriots receivers with 44 catches for 681 yards and won Card. Cushing Memorial Trophy as Patriots offensive MVP, the George Sargent Memorial Trophy, 1776 Club and Foxboro Jaycee MVP awards . . . made it two in a row leading Patriots receivers with record 53 catches for 743 yards in 1973 to rank as top wide receiver in the AFC . . . has started 28 consecutive games over past two seasons.

PRO STATS:

Year	Club	PASS RECEIVING					TD
		G	No.	Yds.	Avg.	Lg.	
1970	Dallas	7	9	200	22.2	52t	1
1971	NYG/Patriots	13	4	52	13.0	19t	1
1972	Patriots	14	44	681	15.5	62	3
1973	Patriots	14	53	743	14.0	64	3
Totals	4 years	48	110	1676	15.2	64	8

OTHER STATS: Rushed once for 14 yards in 1971, rushed three times for five yards recovered one fumble and returned eight kickoffs for 227 yards, fumbled twice in 1972; fumbled twice and recovered two fumbles for 5 yards in 1973.

ALL TIME FIELD-GOAL KICKERS

Kicker	FGM	FGA	Pct.
Gino Cappelletti	176	333	.529
Charlie Gogolak	20	36	.556
Jeff White	14	25	.560
Mike Walker	2	8	.250
Bill Bell	1	4	.250
Jim Crawford	0	1	.000
V/alt Cudzik	0	1	.000
Team Totals — 7 Kickers	213	408	.522

JOHN WILLIAM TARVER
6-3, 216

Colorado

RB
3rd yr. (D-7 72)

Born 1-1-49 at Bakersfield, Calif. . . . launched collegiate career at Bakersfield Jr. College before switching to Univ. of Colorado . . . rushed for nearly 2000 yards in Jr. College, added 1327 more in two varsity seasons at Colorado . . . known as the "Battering Buffalo" at Colorado where he was voted the "most unheralded senior" . . . played tailback in '70, fullback in '71 and managed 14 touchdowns . . . Patriots second choice in the seventh round of the 1972 draft . . . added to College All-Star roster and played well at Chicago . . . road the cab squad for a portion of his rookie year, did a good job in the eight games he played in '72 . . . broken scapula sidelined him for five games during 1973, seven as a starter . . . still came through as club's second best rusher last season.

PRO STATS:

		RUSHING					
Year	Club	G	Att.	Yds.	Avg.	Lg.	TD
1972	Patriots	8	42	132	3.1	18	1
1973	Patriots	9	72	321	4.5	28	4
Totals 2 years		17	114	453	4.0	28	5

		RECEIVING					
Year	Club	G	No.	Yds.	Avg.	Lg.	TD
1972	Patriots	8	11	112	10.2	22	1
1973	Patriots	9	9	51	5.7	13	0
Totals 2 years		17	20	163	8.2	22	1

OTHER STATS: Fumbled 8 times for minus 17 yards and recovered three fumbles for minus 5 yards in 1973.

RANDEL EDWARD (RANDY) VATAHA
5-10, 170

Stanford

WR
4th yr. (FA, 71)

Born 12-4-48 at Santa Maria, Calif. . . . schoolboy running back who entered Golden West Jr. College (Calif) when not sought by college recruiters . . . switched to Stanford where he hooked up with Jim Plunkett for a sensational career that produced 83 receptions for 1535 yards and 11 touchdowns . . . capped things off by helping out in big upset win over Ohio State in 1971 Rose Bowl . . . made all-Coast and Pac 8 star teams, played in All-American Bowl game . . . holds Stanford record with 97-yard TD catch from Plunkett . . . LA's 17th round draft choice in 1971 . . . cut by Rams with three games remaining in pre-season, picked up by Patriots with nine days left before seasonal opener . . . sensational rookie year earned him a spot on the UPI's AFC all-rookie team, a Gipper Award for receiving and the Johnny Unitas Award . . . the latter prompted a resolution to be read into the records (No. 5238) of the Mass. House of Representatives . . . tied the club record with 51 catches in 1971, set new marks with 88-yard TD catch and 872 yards as he played in all 14 games . . . has played in 42 consecutive games, started 31 of them . . . has caught at least one pass in 34 of 42 games . . . in 1973 he set a team record by running 46 yards for a TD with a recovered fumble . . . with 84 points he ranks 12th among Patriots all-time scorers.

		RECEIVING					
Year	Club	G	No.	Yds.	Avg.	Lg.	TD
1971	Patriots	14	51	872	17.1	88†	9
1972	Patriots	14	25	369	14.8	44	2
1973	Patriots	14	20	341	17.1	48	2
Totals 3 years		42	96	1582	16.5	88†	13

OTHER STATS: Rushed twice for minus 15 yards and recovered one fumble for 46 yards and a TD in 1973.

DID YOU KNOW . . .

That since the merger the Patriots have a 16-40-0 record, 11-33-0 vs. AFC teams and 5-7-0 vs. NFC clubs.

CLAXTON NATHANIEL WELCH**RB****5-11, 203****Oregon****5th yr. (FA, 73)**

Born 7-3-47 at Portland, Ore., all-State football and basketball performer . . . three year performer at Oregon where injuries hampered him in senior year but he still fashioned 525 yards in six games . . . Dallas draft choice in ninth round of the 1969 draft . . . switched from halfback to fullback by Cowboys and saw only limited duty during his three and one-year stay at Dallas . . . played in 1970 Super Bowl game . . . picked up by Kansas City mid-way through the 1972 season and rode the cab squad until secured by the Patriots via waivers in October of 1973 . . . took part in two games for the Patriots, including starting assignment against Green Bay.

RUSHING

Year	Club	G	Att.	Yds.	Avg.	Lg.	TD
1969	Dallas	6	6	21	3.5	6	0
1970	Dallas	9	5	13	2.6	5	1
1971	Dallas	14	14	51	3.6	14	1
1972	Dallas/KC	Inactive — injured.					
1973	KC/Patriots	2	1	-2	-2.0	-2	0
Totals	4 years	31	26	83	3.2	14	2

OTHER STATS: Returned 5 kickoffs for 112 yards and fumbled once in 1969; returned 4 kickoffs for 105 yards, recovered two fumbles for one yard, caught one pass for minus one yard, and scored one safety in 1971; caught six passes for 22 yards, fumbled once and recovered one fumble in 1973.

JEFFREY CHARLES (JEFF) WHITE**K****5-10, 167****Texas, El Paso****2nd yr. (FA, 73)**

Born 6-10-48 at Bronxville, N.Y. . . . played four years at Texas, El Paso where he kicked a 67-yard field goal during a practice session . . . before arriving at Patriots, he had stops at Miami, Kansas City (twice), Buffalo, Baltimore and New Orleans over a three year span . . . active for final 11 games of 1973 season after joining Patriots in October . . . 14 field goals and 25 conversions puts him in third place among Patriots FG and PAT kickers . . . longest field goal was 48-yarder against Houston when he became first kicker to boot four field goals since Gino Cappelletti did it on 12-18-65 against Oilers . . . served as backup punter with six kicks.

KICKING

Year	Club	G	XPM	XPA	FGM	FGA	Pts.
1973	Patriots	11	21	25	14	25	63

OTHER STATS: Fumbled once and recovered one fumble, punted six times for 163 yards in 1973.

PATRIOTS WITH "100" GAMES**(REGULAR SEASON ONLY)**

Player	Pos.	No. Games	Years Played
Gino Cappelletti	K-WR	155	1960-70
Jimmy Hunt	DT	144	1960-70
Len St. Jean*	G	140	1964-73
Houston Antwine	DT	139	1961-71
Don Webb	DB	134	1961-71
Jimmy Colclough	WR	128	1960-68
Jon Morris*	C	128	1964-73
Charlie Long	OT	126	1961-69
Tommy Neville*	OT	118	1965-73
Larry Eisenhauer	DE	117	1961-69
Bob Dee	DE	114 (c)	1960-67
Larry Garron	HB	111	1960-68
Tommy Addison	LB	110	1960-67

* denotes players still active.

(c) denotes consecutive games played.

ROBERT EDWARD (BOB) WINDSOR

TE

6-4, 225

Kentucky

8th yr. (T-S.F. 72)

Born 12-19-42 at Washington, D.C. . . . launched collegiate career at Montgomery Jr. College (Md.) where in one game he turned in the following — four touchdowns, 160 yards rushing, 105 yards on receptions, 150 yards on return . . . made Jr. College all-America team and team's MVP . . . transferred to Kentucky where he became the first and only athlete to play football and basketball . . . was flanker, fullback and tailback at Kentucky and earned all-SEC honors . . . despite injury-riddled senior year, managed 105 catches for 1710 yards and 15 touchdowns . . . drafted as a future choice in second round of the 1966 selection meeting by San Francisco . . . played five years with 49ers with 1969 being his best when he had 49 receptions for 597 yards . . . came to Patriots prior to 1972 season via trade . . . despite rib injuries, has missed only one game since joining Patriots and has played in 96 of possible 98 games since entering the NFL . . . four touchdowns he turned in last year was his best ever in this department.

RECEIVING

Year	Club	G	No.	Yds.	Avg.	Lg.	TD
1967	San Francisco	14	21	254	12.1	55†	2
1968	San Francisco	14	8	146	18.3	62	2
1969	San Francisco	14	49	597	12.2	32	2
1970	San Francisco	14	31	363	11.7	35	2
1971	San Francisco	13	2	32	16.0	30	0
1972	Patriots	14	33	383	11.6	24	1
1973	Patriots	13	23	348	15.1	36	4
Totals 7 years		96	167	2123	12.7	62	13

OTHER STATS: Returned one kickoff for 21 yards, fumbled once and recovered one fumble for a TD in 1967; rushed once for 7 yards in 1967; rushed 5 times for 39 yards in 1969; returned one kickoff for no yards and recovered one fumble in 1970; rushed once for 21 yards in 1971; rushed once for minus 4 yards and fumbled once in 1972; rushed once for minus 6 yards and fumbled twice in 1973.

ALL-TIME PAT CHART

Year	Player	PAT Kick	PAT Run	PAT Pass
1960	Cappelletti	30 - 32	3 - 4	0 - 0
	Crawford	- - -	0 - 0	1 - 1
1961	Cappelletti	48 - 50	1 - 2	0 - 0
	Cappelletti	38 - 40	0 - 0	1 - 1
1962	Cappelletti	35 - 36	0 - 1	0 - 0
1964	Cappelletti	36 - 36	1 - 1	0 - 0
	Colclough	- - -	0 - 0	2 - 2
	Parilli	- - -	0 - 2	0 - 0
1965	Cappelletti	27 - 27	0 - 0	0 - 0
1966	Cappelletti	35 - 36	0 - 0	0 - 0
	Cappadonna	- - -	0 - 0	1 - 1
	Romeo	- - -	0 - 0	1 - 1
1967	Cappelletti	29 - 30	0 - 0	0 - 0
	Canale	1 - 1	0 - 0	0 - 0
	Nance	- - -	0 - 1	0 - 0
	Parilli	- - -	0 - 0	0 - 1
1968	Cappelletti	26 - 26	0 - 0	0 - 0
1969	Cappelletti	26 - 27	0 - 0	0 - 0
	Hammond	- - -	1 - 1	0 - 0
	Taliaferro	- - -	- - -	0 - 1
	Janik	- - -	- - -	0 - 1
	Team (Bad snap & fumble)	0 - 2	0 - 0	0 - 0
1970	Cappelletti	12 - 13	- - -	- - -
	Gogolak	5 - 5	- - -	- - -
1971	Gogolak	28 - 28	- - -	- - -
	Team (fumble)	0 - 1	- - -	- - -
1972	Walker	15 - 15	- - -	- - -
	Gogolak	9 - 9	- - -	- - -
1973	White	21 - 25	- - -	- - -
	Bell	4 - 5	- - -	- - -
	Team	0 - 1	- - -	- - -
All Time Totals		425 - 445	6 - 12	6 - 9

PATRIOTS ALL-PROS

- 1960: Tom Addison (LB); Ross O'Hanley (DB)
1961: Charlie Leo (G)
1963: Babe Parilli (QB); Larry Eisenhauer (DE); Nick Buoniconti (LB); Tom Addison (LB)
1964: Babe Parilli (QB); Larry Eisenhauer (DE); Nick Buoniconti (LB); Tom Addison (LB)
1965: Nick Buoniconti (LB)
1966: Jim Nance (RB); Gino Cappelletti (K); Larry Eisenhauer (DE); Houston Antwine (DT); Nick Buoniconti (LB)
1967: Jim Nance (RB); Nick Buoniconti (LB)
1968: Jim Whalen (TE)
-

POST-SEASON AWARDS

1776 CLUB

MOST VALUABLE PLAYER: 1962—Ron Burton; 1963—Babe Parilli; 1964—Babe Parilli; 1965—Nick Buoniconti; 1966—Jim Nance; 1967—Jim Nance; 1968—Jim Whalen; 1969—Carl Garrett; 1970—John Bramlett; 1971—Jim Plunkett; 1972—Reggie Rucker; 1973—Mack Herron.

ROOKIE OF THE YEAR: 1962—Nick Buoniconti; 1963—Art Graham; 1964—Jon Morris; 1965—Tom Hennessey; 1966—Robert Cappadonna; 1967—Ed Philpott; 1968—Tom Sherman; 1969—Carl Garrett; 1970—Odell Lawson; 1971—Randy Vataha; 1972—Josh Ashton; 1973—John Hannah.

UNSUNG HERO: 1962—Larry Garron; 1963—Milt Graham; 1964—Charlie Long; 1965—Jon Morris; 1966—Len St. Jean; 1967—Don Webb; 1968—Houston Antwine; 1969—Jim Cheyunski; 1970—Len St. Jean; 1971—Tom Beer; 1972—Jon Morris; 1973—Ron Bolton.

FOXBORO JAYCEES

MOST VALUABLE PLAYER: 1970—Houston Antwine; 1971—Jim Plunkett; 1972—Reggie Rucker; 1973—Mack Herron.

ROOKIE OF THE YEAR: 1970—Odell Lawson; 1971—Randy Vataha; 1972—Josh Ashton; 1973—John Hannah.

UNSUNG HERO: 1970—Ron Berger; 1971—Steve Kiner; 1972—Jim Cheyunski; 1973—Ray Hamilton.

CARDINAL CUSHING MEMORIAL TROPHY

MOST VALUABLE OFFENSIVE PLAYER: 1971—Jim Plunkett; 1972—Reggie Rucker; 1973—John Hannah.

JOHN KELLY MEMORIAL AWARD

MOST VALUABLE DEFENSIVE PLAYER: 1971—Steve Kiner; 1972—Jim Cheyunski; 1973—Ron Bolton.

1974 DRAFT CHOICES

CHARLES EDWARD (BIG BEAR) BATTLE **LB**
6-4, 235 Grambling 5th Round-b

Was projected as defensive end until Tampa orientation camp . . . Grambling Coach Eddie Robinson thinks Battle is one of the best linebackers in his 30 years at the Tigers' helm . . . "He is a highly intelligent, very devoted type of team player who really wants to make the grade in pro football", Coach Robinson says . . . the veteran Grambling head coach added, "Charles was my defensive captain and I worked very closely with him since he called all the defensive signals in the field" . . . rated very strong against the running game and has outstanding ability on pass coverage . . . started out at the University of Colorado and switched to Grambling where he has been a starter for the past two years . . . he was a starter as a sophomore at Colorado.

JAMES PHILLIP (PHIL) BENNETT **RB**
6-0, 187 Boston College 13th Round

Powerful, driving-type runner . . . gained 253 yards to set single game rushing mark as a junior . . . also excellent pass receiver with good hands and moves . . . gained 1239 yards rushing during his collegiate career . . . second of three Eagles selected . . . native of Atlantic City, N.J., where he starred in prep football and baseball . . . could prove to be "sleeper" of this year's draftees.

STEPHEN PAUL (STEVE) CORBETT **G**
6-4, 248 Boston College 2nd Round-a

First of three Boston College players selected by Patriots . . . High School All-America and All-New Hampshire at St. Thomas Aquinas in Dover, N.H. . . . Two-year starter at guard at B.C., before switching to offensive center as a senior . . . outstanding speed made him one of the fastest linemen in collegiate football in 1973. . . experience at center as a senior gives him ability to play either guard or center in pros . . . as a youngster, he served as ballboy for Patriots basketball team during team's off-season charity appearance in Dover, N.H. . . . majored in accounting in School of Management at B.C. . . . named first string center on Sporting News all-America team and Time magazine squad.

MAURICE A (MAURY) DAMKROGER **LB**
6-2, 230 Nebraska 7th Round

Hard-hitting fullback at Nebraska who is projected as a linebacker . . . best known as an outstanding blocker . . . had a 4.2 rushing average for three varsity seasons . . . native of Lincoln, Nebraska, where he earned All-State honors in football, basketball and baseball and Athlete-of-the-Year honors at Northeast High School . . . played baseball for Cornhuskers as a catcher in 1972, but gave up the sport to concentrate on football as a senior . . . Dad (Ralph) is a former Nebraska end who played in late 1940's.

ARCHIE DWIGHT (GIP) GIBSON **RB**
6-1, 205 Utah State 11th Round

Blossomed into outstanding running back as a senior . . . gained 1150 yards on 216 attempts for a 5.3 average in 1973. . . played two years at Citrus (Cal.) Junior College and two seasons at Utah State . . . good speed and quickness . . . great potential as a pro rusher . . . moved into spotlight as Utah State's top tailback in 1973 after serving as a backup in his junior year.

GARY CARLTON HUDSON**5-11, 185****Boston College****CB****17th Round**

Played key role in leading New England Colonials to 1973 Atlantic Coast League championship . . . hard hitting, tough safety . . . had six interceptions including 80-yard TD return . . . also returned kick-offs and punts . . . scored two TD's on punt returns (78 and 70 yards) . . . played two years for Boston College before leaving school after junior year . . . led B.C. in kickoff and punt returns both years, including a 66-yard punt return for TD as a sophomore . . . one of the greatest athletes in Rhode Island history . . . earned all-state honors at Coventry in football, wrestling and track . . . voted Rhode Island's "Schoolboy Athlete of the Year" in 1968-69.

SAMUEL KAY (SAM) HUNT**6-1, 240****Stephen F. Austin****LB****15th Round**

Four year starter . . . led team to zest-ever 9-3 record in 73 . . . defensive MVP in Poultry Game at Gainesville, Ga. . . two-time Defensive Player of the Week in Lone Star Conf. last year . . . anchored defense as middle linebacker and team co-captain . . . seven interceptions last year, one TD . . . averaged 10 tackles per game during 35 varsity games . . . conference "Freshman of the Year" in '70.

ANDREW SIDNEY (ANDY) JOHNSON**6-0, 204****Georgia****RB****5th Round-a**

College quarterback projected as a running-back . . . All-America quarterback in 1969 at Athens High School and led team to the State AAA title, all-region selection in basketball and baseball. . . No. 1 performer on Georgia freshman team in 1970 with a total offense of 1078 yards in five games (681 yards passing on 39 out of 84 and 397 rushing on 73 attempts) . . . his rushing total set a freshman record . . . took over varsity spot in 1971 and was named the nation's top sophomore quarterback by Football News as he was the No. 2 rusher in the SEC with 87 yards per game and runnerup for SEC scoring honors with 78 points on 13 touchdowns . . . defeated Maryland 17-16 in this year's Peach Bowl . . . his 1799 total rushing figure is all SEC record . . . averaged 4.2 yards per carry rushing for three varsity seasons, 431 carries for 1799 yards.

CLARENCE ED (EDDIE) MC CARTNEY**6-3, 230****Northeast Oklahoma****TE****9th Round**

First player chosen in the ninth round . . . choice acquired by Patriots from Houston for linebacker Steve Kiner . . . played tight end for last two varsity seasons, and was projected as a linebacker in the pros . . . caught 93 passes for 1385 yards and 12 touchdowns . . . outstanding blocker . . . also handled kickoff chores . . . played split end and flanker as a sophomore . . . named to 1973 NAIA All-America first team as well as Oklahoma Collegiate Conference all-star squad.

STEVEN LEE (STEVE) NELSON**6-2, 230****North Dakota State****LB****2nd Round-b**

Aggressive, hard-hitting player . . . known for making the big play in crucial situations . . . played under former NDSU coach Ron Erhardt, current Patriots' offensive backfield coach . . . MVP of squad as both junior and senior . . . team captain in 1973 . . . played defensive end as a sophomore, strongside linebacker for last two years . . . earned all-North Central Conference honors at both DE and LB . . . three-sport standout at Anoka (Minn.) High, earning all-state honors in football under tutelage of his father, Stan, a highly-successful coach for more than 20 years . . . played freshman year at Augsburg College (Min., Mn.) before joining Bisons as a sophomore.

Pre-Season Opponents

WASHINGTON REDSKINS

National Conference

Eastern Division

AUGUST 2—AT WASHINGTON

Head Coach: George Allen

Assistant Coaches: Bill Austin, Dick Bielski, Ralph Hawkins, Jim Hilyer, Paul Lanham, Ted Marchibroda, LaVern Torgeson, Charley Waller, Joe Walton.

Public Relations: Joe Blair

Office: (703) 471-9100

Home: (301) 589-6773

Colors: Burgundy and Gold

Pre-season series: Redskins lead 3-0-0.



NEW YORK GIANTS

National Conference

Eastern Division

AUGUST 11—AT FOXBORO

Head Coach: Bill Arnsparger

Assistant Coaches: Hunter Enis, Floyd Peters, Ted Plumb, Ed Rutledge, John Symank, Allan Webb, Ray Wietecha.

Public Relations: Ed Croke

Office: (212) 582-9236

Home: (914) 631-1631

Colors: Red, White and Blue

Pre-Season series: Giants lead 2-1-0.



NEW ORLEANS SAINTS

National Conference

Western Division

AUGUST 18—AT FOXBORO

Head Coach: John North

Assistant Coaches: Bob Cummings, Ernie Hefferle, Wimp Hewgley, Bob Ledbetter, Lamar McHan, Red Phillips, Doug Shivley, Bud Whitehead.

Public Relations: Larry Liddell

Office: (504) 525-4011

Home: (504) 888-3116

Colors: Old Gold, Black and White

Pre-season series: Saints lead 2-1-0.



Pre-Season Opponents

SAN DIEGO CHARGERS

American Conference

Western Division

AUGUST 24—AT SAN DIEGO

Head Coach: Tommy Prothro

Assistant Coaches: John David Crow, George Dickson, Earnel Durden, Rudy Feldman, Bobb McKittrick, Howard Mudd, Jackie Simpson, Willie Wood.

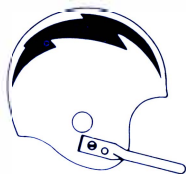
Public Relations: Jerry Wynn

Office: (714) 280-1971

Home: (714) 286-2338

Colors: Blue, Gold and White

Pre-season series: Chargers lead 2-0-0.



DENVER BRONCOS

American Conference

Western Division

AUGUST 31—AT SPOKANE, WASH.

Head Coach: John Ralston

Assistant Coaches: Max Coley, Joe Collier, Kay Dalton, Jerry Frei, Bob Gambold, Myrel Moore, Doc Urich.

Public Relations: Bob Peck

Office: (303) 623-6311

Home: (303) 986-0772

Colors: Orange, Blue and White

Pre-season series: Broncos lead 3-2-0.



PHILADELPHIA EAGLES

National Conference

Eastern Division

SEPTEMBER 8—AT FOXBORO

Head Coach: Mike McCormack

Assistant Coaches: Boyd Dowler, John Idzik, Dick LeBeau, John Mazur, Walt Michaels, John Sandusky, Jerry Wampfler.

Public Relations: Jimmy Gallagher

Office: (215) 463-0341

Home: (215) 279-7989

Colors: Green, White and Silver

Pre-season series: Eagles lead 2-0-0.



PRE-SEASON RESULTS

Date	Site	Attendance	Score
1960	(4-1-0)		
7/30	at Buffalo (16,000)		Patriots 28, Bills 7
8/ 5	at Providence (4,706)		Patriots 43, Broncos 6
8/14	at Boston (11,000)		Texans 24, Patriots 14
8/21	at Worcester (7,500)		Patriots 21, Bills 7
8/28	at Amherst (4,000)		Patriots 28, Raiders 14
1961	(3-1-0)		
8/10	at Boston (15,387)		Patriots 14, Titans 3
8/19	at Philadelphia (73,916)		Titans 17, Patriots 7
8/25	at Providence (4,762)		Patriots 28, Bills 10
9/ 1	at Buffalo (9,022)		Patriots 15, Bills 12
1962	(2-3-0)		
8/11	at Providence (9,000)		Raiders 21, Patriots 20
8/15	at Buffalo (22,112)		Patriots 12, Bills 7
8/18	at New Orleans (31,000)		Oilers 20, Patriots 10
8/25	at Lowell (11,118)		Patriots 17, Titans 10
9/ 1	at Boston (8,783)		Bills 7, Patriots 6
1963	(0-5-0)		
8/ 4	at Oakland (9,721)		Raiders 24, Patriots 17
8/10	at San Diego (16,427)		Chargers 50, Patriots 17
8/14	at Lowell (9,387)		Oilers 21, Patriots 20
8/24	at Buffalo (17,697)		Bills 24, Patriots 14
9/ 1	at New Brunswick, N.J. (12,500)		Jets 22, Patriots 20
1964	(0-5-0)		
8/ 9	at Boston (20,087)		Oilers 38, Patriots 7
8/18	at Lowell (6,390)		Jets 23, Patriots 7
8/22	at New Brunswick, N.J. (11,500)		Jets 21, Patriots 20
8/28	at Buffalo (12,566)		Bills 24, Patriots 14
9/ 4	at Denver (20,568)		Broncos 27, Patriots 17
1965	(0-5-0)		
8/ 7	at Boston (23,674)		Bills 23, Patriots 0
8/13	at Allentown, Pa. (18,000)		Jets 26, Patriots 16
8/21	at Houston (30,142)		Oilers 27, Patriots 6
8/28	at Norfolk, Va. (9,217)		Jets 17, Patriots 0
9/ 4	at Kansas City (15,157)		Chiefs 34, Patriots 7
1966	(1-3-0)		
8/ 7	at Boston (23,674)		Bills 19, Patriots 13
8/20	at Anaheim (36,038)		Patriots 21, Raiders 10
8/27	at San Diego (15,434)		Chargers 31, Patriots 13
9/ 1	at Mobile (22,000)		Jets 41, Patriots 3
1967	(1-3-0)		
8/ 4	at Bridgeport, Conn. (16,000)		Jets 55, Patriots 13
8/13	at Boston (29,313)		Colts, 33, Patriots 3
8/20	at Rochester, N.Y. (15,300)		Patriots 13, Bills 10
8/26	at Boston (15,523)		Redskins 13, Patriots 7
1968	(1-3-0)		
8/10	at New Orleans (54,400)		Saints 19, Patriots 0
8/17	at Richmond, Va. (14,000)		Jets 25, Patriots 3
8/23	at Jacksonville (15,003)		Patriots 19, Dolphins 17
9/ 2	at Boston (31,404)		Eagles 22, Patriots 20
1969	(2-3-0)		
8/10	at Bowling Green (16,900)		Patriots 21, Bengals 13
8/17	at Boston (24,084)		Falcons 34, Patriots 16
8/25	at Montreal (8,212)		Lions 22, Patriots 9
8/31	at Jacksonville (18,375)		Patriots 26, Broncos 10
9/ 6	at Birmingham (18,000)		Dolphins 13, Patriots 0

1970 (0-4-0)
 8/16 at Boston (25,584)
 8/29 at Jackson, Miss. (32,000)
 9/ 5 at Shreveport, La. (22,000)
 9/11 at Salt Lake City (17,832)

Redskins 45, Patriots 21
 Saints 26, Patriots 20
 Steelers 31, Patriots 3
 Broncos 16, Patriots 14

1971 (1-5-0)
 8/ 8 at Minneapolis (31,813)
 8/15 at Foxboro (60,423)
 8/22 at Buffalo (31,610)
 8/29 at Foxboro (53,271)
 9/ 5 at Foxboro (48,631)
 9/10 at Memphis (28,082)

Vikings 17, Patriots 10
 Patriots 20, Giants 14
 Bills 28, Patriots 14
 Rams 31, Patriots 21
 Falcons 45, Patriots 35
 Jets 38, Patriots 9

1972 (2-4-0)
 8/ 5 at Oakland (53,661)
 8/12 at Philadelphia (30,000)
 8/20 at Foxboro (50,892)
 8/27 at Foxboro (51,470)
 9/ 2 at Denver (37,128)
 9/10 at Foxboro (47,684)

Raiders 31, Patriots 24
 Eagles 29, Patriots 20
 Patriots 27, Bears 17
 Giants 31, Patriots 10
 Broncos 49, Patriots 24
 Patriots 34, Lions 30

1973 (1-5-1)
 7/28 at Canton, Ohio (19,685)
 8/ 5 at Foxboro (43,914)
 8/12 at Foxboro (49,209)
 8/18 at Atlanta (56,239)
 8/25 at New Orleans (64,131)
 9/ 2 at Foxboro (50,369)
 9/ 7 at Detroit (50,104)

49ers 20, Patriots 7
 Patriots 17, Raiders 17
 Giants 13, Patriots 7
 Falcons 27, Patriots 10
 Patriots 31, Saints 6
 Redskins 35, Patriots 14
 Lions 34, Patriots 21

Fourteen year record: 18-50-1

PATRIOTS VS. ALL OPPONENTS IN PRE-SEASON PLAY

Team	W	L	T	Pct.	PF	PA
Atlanta Falcons	0	3	0	.000	61	106
Baltimore Colts	0	1	0	.000	3	33
Buffalo Bills	6	6	0	.500	178	178
Chicago Bears	1	0	0	1.000	27	17
Cincinnati Bengals	1	0	0	1.000	21	13
Denver Broncos	2	3	0	.400	124	108
Detroit Lions	1	2	0	.333	64	86
Houston Oilers	0	4	0	.000	43	106
Kansas City Chiefs	0	2	0	.000	21	58
Los Angeles Rams	0	1	0	.000	21	31
Miami Dolphins	1	1	0	.500	19	30
Minnesota Vikings	0	1	0	.000	10	17
New Orleans Saints	1	2	0	.333	31	51
New York Giants	1	2	0	.333	37	58
New York Jets	2	10	0	.167	129	298
Oakland Raiders	2	3	1	.400	127	117
Philadelphia Eagles	0	2	0	.000	40	51
Pittsburgh Steelers	0	1	0	.000	3	31
San Diego Chargers	0	2	0	.000	30	81
San Francisco 49ers	0	1	0	.000	7	20
Washington Redskins	0	3	0	.000	42	93
Pre-Season Totals	18	50	1	.265	1,058	1,583

The Patriots Play The . . .

MIAMI DOLPHINS

American Conference
Eastern Division
SEPTEMBER 15 AT FOXBORO
DECEMBER 15 AT MIAMI

Address: 330 Biscayne Blvd.
Miami, Fla. 33132.

Office Phone: (305) 379-1851

Managing General Partner: Joe Robbie

Head Coach: Don Shula

Assistant Coaches: Vince Costello, Bill McPeak, Monte Clark, Tom Keane, Mike Scarry, Carl Taseff.


Public Relations: Charlie Callahan

Home Field: Orange Bowl (80,047)

Colors: Aqua and Orange.

All-time Record: Patriots trail series 5-10-0.

Home: 3-4-0 Away: 2-6-0



ALL-TIME REGULAR SEASON RESULTS

Date	Location	Pats	Opp	Att	Results
11-27-66	Miami	20	14	22,754	W
10-15-67	Boston	41	10	23,935	W
12-17-67	Miami	32	41	25,969	L
11-24-68	Boston	10	34	18,305	L
12- 8-68	Miami	7	38	24,242	L
11- 9-69	Boston	16	17	19,821	L
11-30-69	Tampa	38	23	32,121	W
9-20-70	Boston	27	14	32,607	W
12- 6-70	Miami	20	37	51,032	L
10-17-71	Miami	3	41	58,822	L
12- 5-71	Foxboro	34	13	61,457	W
11-12-72	Miami	0	52	80,010	L
12- 3-72	Foxboro	21	37	60,999	L
9-30-73	Miami	23	44	80,047	L
10-28-73	Foxboro	14	30	61,279	L
Totals		306	445	653,400	

1973 RESULTS

21	San Francisco	13
7	Oakland	12
44	New England	23
31	New York Jets	3
17	Cleveland	9
27	Buffalo	6
30	New England	14
24	New York Jets	14
44	Baltimore	0
17	Buffalo	0
14	Dallas	7
30	Pittsburgh	26
3	Baltimore	16
34	Detroit	7

1974 SCHEDULE

9-15	at New England
9-22	at Buffalo
9-29	at San Diego
10- 7	New York Jets
10-13	at Washington
10-20	Kansas City
10-27	Baltimore
11- 3	Atlanta
11-10	at New Orleans
11-17	Buffalo
11-24	at New York Jets
12- 2	Cincinnati
12- 8	at Baltimore
12-15	New England

Additional games in 1973—Defeated Cincinnati 34-16 in AFC playoff; defeated Oakland 27-10 in AFC championship; defeated Minnesota 24-7 in Super Bowl.

DID YOU KNOW . . .

That the jersey numbers of three all-time great Patriots have been retired from active service: 20—Gino Cap-pelletti; 79—Jim Hunt; 89—Bob Dee.

The Patriots Play The . . .

NEW YORK GIANTS

National Conference

Eastern Division

SEPTEMBER 22—AT NEW HAVEN

Address: 10 Columbus Circle,
New York, N. Y. 10019

Office Phone: (212) 582-7272

President: Wellington Mara

General Manager: Ray Walsh

Head Coach: Bill Arnsparger

Assistant Coaches: Hunter Enis, Floyd Peters, Ted Plumb, Ed Rutledge, John Symank, Allan Webb, Ray Wietecha.

Public Relations: Ed Croke (Tom Power)

Home Field: Yale Bowl (70,874)

Colors: Blue, Red and White

All-time Record: Patriots trail 0-1-0

Home: 0-1-0 Away: 0-0-0



ALL-TIME REGULAR SEASON RESULTS

Date	Location	Pats	Opp.	Attendance	Result
10-10-70	Boston	0	16	39,091	L

1973 RESULTS

34	Houston	14
23	Philadelphia	23
10	Cleveland	12
14	Green Bay	16
3	Washington	21
28	Dallas	45
27	St. Louis	35
0	Oakland	42
10	Dallas	23
24	St. Louis	13
16	Philadelphia	20
24	Washington	27
6	Los Angeles	40
7	Minnesota	31

1974 SCHEDULE

9-15	Washington
9-22	New England
9-29	at Dallas
10- 6	Atlanta
10-13	at Philadelphia
10-20	at Washington
10-27	Dallas
11- 3	at Kansas City
11-10	New York Jets
11-17	at Detroit
11-24	St. Louis
12- 1	at Chicago
12- 8	Philadelphia
12-15	at St. Louis

PATRIOTS WON-LOST, SCORING

Year	Home Record					Away Record				
	W	L	T	PF	PA	W	L	T	PF	PA
1960	3	4	0	150	158	2	5	0	136	191
1961	4	2	1	223	166	5	2	0	192	147
1962	6	1	0	177	127	3	3	1	167	168
1963	5	1	1	190	90	2	5	0	137	167
1964	4	2	1	161	141	6	1	0	204	156
1965	1	4	2	112	151	3	4	0	132	161
1966	4	2	1	158	146	4	2	1	157	137
1967	2	4	0	123	171	1	6	1	157	218
1968	2	4	0	97	132	2	6	0	132	274
1969	2	5	0	122	143	2	5	0	144	173
1970	1	6	0	92	171	1	6	0	57	190
1971	5	2	0	150	129	1	6	0	88	196
1972	2	5	0	127	203	1	6	0	65	243
1973	3	4	0	128	134	2	5	0	130	166
Totals	44	46	6	2010	2062	35	62	3	1898	2586

(POST SEASON GAMES)

1963	—	—	—	—	—	1	1	0	36	57
Gr. Totals	44	46	6	2010	2062	36	63	3	1934	2643

Note: Six home and eight away games in 1967 and 1968.

The Patriots Play The . . .

LOS ANGELES RAMS

National Conference

Western Division

SEPTEMBER 29—AT FOXBORO

Address: 10271 West Pico Blvd.,
Los Angeles, Ca. 90064

Office Phone: (213) 277-4700

President: Carroll Rosenbloom

General Manager: Don Klosterman

Head Coach: Chuck Knox

Assistant Coaches: Lee Bennett, Tom Catlin, Jack
Faulkner, Ray Malvasi, Ken Meyer, Elija Pitts,
Ray Prochaska, Jim Wagstaff.

Public Relations: Jack Geyer (Jerry Wilcox)

Home Field: Memorial Coliseum (76,000)

Co'ors: Royal Blue, Gold and White

All-time Record: No previous meetings.



1973 RESULTS

23	Kansas City	13
31	Atlanta	0
40	San Francisco	20
31	Houston	26
37	Dallas	31
24	Green Bay	7
9	Minnesota	10
13	Atlanta	15
29	New Orleans	7
31	San Francisco	13
24	New Orleans	13
26	Chicago	0
40	New York Giants	6
30	Cleveland	17

1974 SCHEDULE

9-15	at Denver
9-22	New Orleans
9-29	at New England
10- 6	Detroit
10-13	at Green Bay
10-20	San Francisco
10-27	at New York Jets
11- 4	at San Francisco
11-10	Atlanta
11-17	at New Orleans
11-24	Minnesota
12- 1	at Atlanta
12- 9	Washington
12-15	Buffalo

Additional games in 1973—Lost to Dallas 27-16 in NFC Playoff.

YEAR-BY-YEAR WITH FIELD-GOAL KICKERS

Year	Name	FGM	FGA	PCT.	LG
1950	Gino Cappelletti	8	21	.381	34
	Jim Crawford	0	1	.000	0
	Walter Cudzik	0	1	.000	0
1961	Gino Cappelletti	17	32	.531	46
1962	Gino Cappelletti	20	37	.541	46
1963	Gino Cappelletti	22	38	.578	47
1964	Gino Cappelletti	25	39	.641	51
1965	Gino Cappelletti	17	27	.630	53
1966	Gino Cappelletti	16	32	.500	49
1967	Gino Cappelletti	16	31	.516	45
1968	Gino Cappelletti	15	27	.555	42
1969	Gino Cappelletti	14	34	.412	43
1970	Gino Cappelletti	6	15	.400	41
	Charlie Gogolak	2	7	.286	32
1971	Charlie Gogolak	12	21	.571	51
1972	Charlie Gogolak	6	8	.750	42
	Mike Walker	2	8	.250	36
1973	Bill Bell	1	4	.250	36
	Jeff White	14	25	.560	48
Team Totals — 14 Years		213	408	.522	53

The Patriots Play The . . .

BALTIMORE COLTS

American Conference

Eastern Division

OCTOBER 6—AT FOXBORO

NOVEMBER 24—AT BALTIMORE

Address: Executive Plaza III,
Hunt Valley, Md. 21031

Office Phone: (301) 667-4400

President: Robert Irsay

General Manager—Joseph H. Thomas

Head Coach: Howard Schnellenberger

Assistant Coaches: Don Doll, Frank Lauterbur, Jerry
Smith, George Young, Pete McCulley, George
Sefcik.

Public Relations: Ernie Accorsi (Barry Jones)

Home Field: Memorial Stadium (60,002)

Colors: Royal Blue, White and Silver.

All-time Record: Patriots trail series 2-6-0

Home: 1-3-0 Away: 1-3-0



ALL-TIME REGULAR SEASON RESULTS

Date	Location	Pats	Opp	Att	Results
10- 4-70	Boston	6	14	38,235	L
10-25-70	Baltimore	3	27	60,240	L
10- 3-71	Foxboro	3	23	61,232	L
12-19-71	Baltimore	21	17	57,942	W
11- 6-72	Foxboro	17	24	60,999	L
11-26-72	Baltimore	0	31	54,907	L
10- 7-73	Foxboro	24	16	57,044	W
12-16-73	Baltimore	13	18	52,065	L
Totals		87	170	442,664	

1973 RESULTS

14	Cleveland	24
10	New York Jets	34
14	New Orleans	10
16	New England	24
13	Buffalo	31
29	Detroit	27
21	Oakland	24
27	Houston	31
0	Miami	44
14	Washington	22
17	Buffalo	24
17	New York Jets	20
16	Miami	3
18	New England	13

1974 SCHEDULE

9-15	at Pittsburgh
9-22	Green Bay
9-29	at Philadelphia
10- 6	at New England
10-13	Buffalo
10-20	at New York Jets
10-27	at Miami
11- 3	Cincinnati
11-10	Denver
11-17	at Atlanta
11-24	New England
12- 1	at Buffalo
12- 8	Miami
12-15	New York Jets

300-PLUS PASSING GAMES

DATE	PLAYER	OPPONENT	ATT.	COMP.	YARDS
10- 5-63	Tom Yewcic	New York Jets	38	18	304
10-18-63	Babe Parilli	Denver	31	21	331
11-17-63	Babe Parilli	Kansas City	45	25	354
10-16-64	Babe Parilli	Oakland	47	25	405
11-29-64	Babe Parilli	Houston	36	20	333
12-17-66	Babe Parilli	New York Jets	38	21	379
11-18-73	Jim Plunkett	Green Bay	32	18	348

The Patriots Play The . . .

NEW YORK JETS

American Conference

Eastern Division

OCTOBER 13—AT NEW YORK

NOVEMBER 17—AT FOXBORO

Address: 595 Madison Avenue

New York, N.Y. 10022

Office Phone: (212-421-6600)

President: Philip H. Iselin

General Manager: Weeb Ewbank

Head Coach: Charley Winner

Assistant Coaches: Dick Voris, Buddy Ryan, Sam Rutigliano, Ken Shipp, Mike Holovak, Bob Fry.


Public Relations: Frank Ramos (Jim Trecker)

Home Field: Shea Stadium (60,000)

All-time Record: Patriots trail series 8-19-1

Home: 5-7-1 Away: 3-12-0*

* Including loss at Birmingham, Alabama.



ALL-TIME REGULAR SEASON RESULTS

Date	Location	Pats	Opp	Att	Results
9-16-60	New York	28	24	19,220	W
11-11-60	Boston	38	21	11,653	W
9- 9-61	Boston	20	21	16,683	L
10- 1-61	New York	30	37	15,189	L
10- 6-62	New York	43	14	14,412	W
11-30-62	Boston	24	17	20,015	W
9- 8-63	Boston	38	14	24,120	W
10- 5-63	New York	24	31	16,769	L
9-27-64	Boston	26	10	22,176	W
10-31-64	New York	14	35	45,033	L
11-14-65	Boston	20	30	18,589	L
11-28-65	New York	27	23	56,511	W
10- 2-66	Boston	24	24	27,255	T
12-18-66	New York	28	38	58,921	L
10-29-67	New York	23	30	62,784	L
11-19-67	Boston	24	29	26,790	L
9-22-68	Birmingham	31	47	29,192	L
10-27-68	New York	14	48	62,351	L
10- 5-69	Boston	14	23	25,584	L
10-26-69	New York	17	23	62,298	L
9-27-70	Boston	21	31	36,607	L
11-22-70	New York	3	17	61,822	L
10-10-71	Foxboro	20	0	61,357	W
12-12-71	New York	6	13	63,175	L
10-15-72	Foxboro	13	41	60,999	L
10-29-72	New York	10	34	62,867	L
10-14-73	Foxboro	7	9	58,659	L
11-11-73	New York	13	33	60,737	L
Totals		600	704	1,102,308	

1973 RESULTS

7	Green Bay	23
34	Baltimore	10
7	Buffalo	9
3	Miami	31
9	New England	7
14	Pittsburgh	26
28	Denver	40
14	Miami	24
33	New England	13
14	Cincinnati	20
20	Atlanta	28
20	Baltimore	17
23	Philadelphia	24
14	Buffalo	34

1974 SCHEDULE

9-15	at Kansas City
9-22	at Chicago
9-29	at Buffalo
10- 7	at Miami
10-13	New England
10-20	Baltimore
10-27	Los Angeles
11- 3	Houston
11-10	at New York Giants
11-17	at New England
11-24	Miami
12- 1	San Diego
12- 8	Buffalo
12-15	at Baltimore

The Patriots Play The . . .

BUFFALO BILLS

American Conference

Eastern Division

OCTOBER 20—AT BUFFALO

NOVEMBER 3—AT FOXBORO

Address: 1 Bills Drive

Orchard Park, N.Y. 14127

Office Phone: (716) 648-1800

President: Ralph C. Wilson, Jr.

General Manager: Bob Lustig

Head Coach: Lou Saban

Assistant Coaches: Bill Atkins, John Ray, Jim Ringo,
Bob Shaw, Stan Jones, Ed Cavanaugh.

Public Relations: L. Budd Thalman

Home Field: Rich Stadium (80,000)

All-time Record: Patriots trail series 13-14-1 (a)

Home: 7-7-0 Away: 6-7-1



ALL-TIME REGULAR SEASON RESULTS

Date	Location	Pats	Opp	Att	Results
9-23-60	Boston	0	13	20,732	L
12- 4-60	Buffalo	14	38	14,335	L
9-23-61	Buffalo	23	21	21,504	W
10-22-61	Boston	52	21	9,398	W
11- 3-62	Buffalo	28	28	33,247	T
11-23-62	Boston	21	10	20,021	W
10-26-63	Buffalo	21	28	29,243	L
12- 1-63	Boston	17	7	16,891	W
11-15-64	Buffalo	36	28	42,308	W
12-20-64	Boston	14	24	38,021	L
9-11-65	Buffalo	7	45	45,502	L
11-11-65	Boston	7	33	24,415	L
10- 8-66	Buffalo	20	10	45,542	W
12- 4-66	Boston	14	3	39,350	W
9-24-67	Buffalo	23	0	44,290	W
12- 9-67	Boston	16	44	20,627	L
9- 8-68	Buffalo	16	7	38,865	W
10-20-68	Boston	23	6	21,082	W
10-11-69	Buffalo	16	23	46,201	L
11-23-69	Boston	35	21	25,584	W
11- 1-70	Boston	10	45	31,148	L
11-29-70	Buffalo	14	10	31,427	W
11-14-71	Foxboro	38	33	57,446	W
11-28-71	Buffalo	20	27	27,166	L
10- 8-72	Buffalo	14	38	41,749	L
11-19-72	Foxboro	24	27	60,999	L
9-16-73	Foxboro	13	31	56,114	L
12- 9-73	Buffalo	13	37	75,841	L
Totals		549	637	979,048	

(a)—12-28-63 East Playoff Games at Buffalo — Patriots won 26-6
(Att. 33,044). Not included in above list.

1973 RESULTS

31	New England	13
7	San Diego	34
9	New York Jets	7
27	Philadelphia	26
31	Baltimore	13
6	Miami	27
23	Kansas City	14
0	New Orleans	13
13	Cincinnati	16
0	Miami	17
24	Baltimore	17
17	Atlanta	6
37	New England	13
34	New York Jets	14

1974 SCHEDULE

9-16	Oakland
9-22	Miami
9-29	New York Jets
10- 6	at Green Bay
10-13	at Baltimore
10-20	New England
10-27	Chicago
11- 3	at New England
11-10	Houston
11-17	at Miami
11-24	at Cleveland
12- 1	Baltimore
12- 8	at New York Jets
12-15	at Los Angeles

The Patriots Play The . . .

MINNESOTA VIKINGS

National Conference

Central Division

OCTOBER 27—AT MINNESOTA

Address: 7110 France Avenue, So.
Edina, Minn. 55435

Office Phone: (612) 920-4805

President: Max Winter

General Manager: Jim Finks

Head Coach: Bud Grant

Assistant Coaches: Jerry Burns, John Michels, Bus
Mertes, Neill Armstrong, Jack Patera, Jocko
Nelson.

Public Relations: Merrill Swanson (Sherm Pinkham)

Home Field: Metropolitan Stadium (48,503)

Colors: Purple and White

All-time Record: Patriots trail series 0-1-0.

Home: 0-1-0 Away: 0-0-0



ALL-TIME REGULAR SEASON RESULTS

Date	Location	Pats	Opp.	Attendance	Result
12-13-70	Boston	14	35	37,819	L

1973 RESULTS

24	Oakland	16
22	Chicago	13
11	Green Bay	3
23	Detroit	9
17	San Francisco	13
28	Philadelphia	21
10	Los Angeles	9
26	Cleveland	3
28	Detroit	7
14	Atlanta	20
31	Chicago	13
0	Cincinnati	27
31	Green Bay	7
31	New York Giants	7

1974 SCHEDULE

9-15	at Green Bay
9-22	at Detroit
9-29	Chicago
10- 6	at Dallas
10-13	Houston
10-20	Detroit
10-27	New England
11- 3	at Chicago
11-11	at St. Louis
11-17	Green Bay
11-24	at Los Angeles
12- 1	New Orleans
12- 7	Atlanta
12-14	at Kansas City

Additional games in 1973—Defeated Washington 27-20 in NFC Playoff; defeated Dallas 27-10 in NFC championship; lost to Miami 24-7 in Super Bowl.

PATRIOTS ROAD HEADQUARTERS

Washington	Marriott (Crystal City)	(703) 521-5500
San Diego	Sheraton	(714) 291-2900
Spokane, Wash.	Virginia City Motor Hotel	(509) 535-7601
New Haven, Conn.	Ramada Inn	(203) 239-4225
New York	Marriott (Essex House)	(212) 247-0300
Buffalo	Sheraton East	(716) 681-2400
Minnesota	Marriott	(612) 884-7441
Baltimore	Hilton	(301) 752-1100
Oakland	Marriott (Berkeley)	(415) 548-7920
Miami	Sonesta Beach	(305) 361-2021

The Patriots Play The . . .

CLEVELAND BROWNS

American Conference

Central Division

NOVEMBER 10—AT FOXBORO

Address: Cleveland Stadium,
Cleveland, Ohio 44114

Office Phone: (216) 696-5568

President: Art Modell

General Manager: Harold Sauerbrei

Head Coach: Nick Skorich

Assistant Coaches: Forrest Gregg, Dale Lindsey, Dick Modzelewski, Richie McCabe, Fran Polsfoot, Al Tabor, Dick Wood.

Public Relations: Nate Wallack (Ed Uhas)

Home Field: Municipal Stadium (79,282)

Colors: Brown, Orange and White

All-time Record: Patriots trail 0-1-0

Home: 0-0-0 Away: 0-1-0



ALL-TIME REGULAR SEASON RESULTS

Date	Location	Pats	Opp.	Attendance	Result
11-21-71	Cleveland	7	27	65,238	L
1973 RESULTS				1974 SCHEDULE	
24	Baltimore	14	9-15	at Cincinnati	
6	Pittsburgh	33	9-22	Houston	
12	New York Giants	10	9-29	at St. Louis	
17	Cincinnati	10	10- 6	Oakland	
9	Miami	17	10-13	Cincinnati	
42	Houston	13	10-20	at Pittsburgh	
16	San Diego	16	10-27	Denver	
3	Minnesota	26	11- 3	at San Diego	
23	Houston	13	11-10	at New England	
7	Oakland	3	11-17	Pittsburgh	
21	Pittsburgh	16	11-24	Buffalo	
20	Kansas City	20	12- 1	San Francisco	
17	Cincinnati	34	12- 7	at Dallas	
17	Los Angeles	30	12-15	at Houston	

Points by Kicking

Name	Year	FGM	FGA	PAT Made	PAT Att.	Total Points
Gino Cappelletti	1964	25	39	36	36	111
Gino Cappelletti	1963	22	38	35	36	101
Gino Cappelletti	1961	17	32	48	50	99
Gino Cappelletti	1962	20	37	38	40	98
Gino Cappelletti	1966	16	32	35	36	83
Gino Cappelletti	1965	17	27	27	27	78
Gino Cappelletti	1967	16	31	29	30	77
Gino Cappelletti	1968	15	27	26	26	71
Gino Cappelletti	1969	14	34	26	27	68
Charlie Gogolak	1971	12	21	28	28	64
Jeff White	1973	14	25	21	25	63
Gino Cappelletti	1960	8	21	30	32	54
Gino Cappelletti	1970	6	15	12	13	30
Charlie Gogolak	1972	6	8	9	9	27
Mike Walker	1972	2	8	15	15	21
Charlie Gogolak	1970	2	7	5	5	11
Bill Bell	1973	1	4	4	5	7
Justin Canale	1967	0	0	1	1	1
Jim Crawford	1960	0	1	0	0	0
Walt Cudzik	1960	0	1	0	0	0
Team		0	0	0	4	0
TOTALS		213	408	425	445	1064

The Patriots Play The . . .

OAKLAND RAIDERS

American Conference

Western Division

DECEMBER 1—AT OAKLAND

Address: 7811 Oakport Street,
Oakland, Ca. 94621

Office Phone: (415) 562-5900

Managing Partner: Al Davis

Head Coach: John Madden

Assistant Coaches: Tom Dahms, Oliver Spencer, Bob Zeman, Paul Roach, Tom Flores, Don Shinnick, Joe Scannella.

Public Relations: Tom Grimes (Ken Bishop)

Home Field: Oakland-Alameda County Coliseum
(54,041)

Colors: Silver and Black

All-time Record: Patriots lead 9-8-1

Home: 6-3-1 Away: 3-5-0



ALL-TIME REGULAR SEASON RESULTS

Date	Location	Pats	Opp	Att	Results
10-16-60	San Francisco	14	27	11,500	L
11- 4-60	Boston	34	28	8,446	W
11-17-61	Boston	20	17	17,169	W
12- 9-61	San Francisco	35	21	6,500	W
10-26-62	Boston	26	16	12,514	W
12-16-62	Oakland	0	20	8,000	L
9-22-63	Oakland	20	14	17,131	W
10-11-63	Boston	20	14	26,494	W
9-13-64	Oakland	17	14	21,126	W
10-16-64	Boston	43	43	23,279	T
10- 8-65	Boston	10	24	24,824	L
10-24-65	Oakland	21	30	20,858	L
10-30-66	Boston	24	21	26,941	L
9-17-67	Oakland	7	35	26,289	L
10-22-67	Boston	14	48	25,057	L
10- 6-68	Oakland	10	41	44,253	L
9-28-69	Boston	23	38	19,069	L
9-19-71	Foxboro	20	6	55,405	W
Totals		358	457	394,855	

1973 RESULTS

16	Minnesota	24
12	Miami	7
3	Kansas City	16
17	St. Louis	10
27	San Diego	17
23	Denver	23
34	Baltimore	21
42	New York Giants	0
9	Pittsburgh	17
3	Cleveland	7
31	San Diego	3
17	Houston	6
37	Kansas City	7
21	Denver	17

1974 SCHEDULE

9-16	at Buffalo
9-22	Kansas City
9-29	at Pittsburgh
10- 6	at Cleveland
10-13	San Diego
10-20	Cincinnati
10-27	at San Francisco
11- 3	at Denver
11-10	Detroit
11-17	at San Diego
11-24	Denver
12- 1	New England
12- 8	at Kansas City
12-14	Dallas

Additional games in 1973—Defeated Pittsburgh 33-14 in AFC Playoff; lost to Miami 27-10 in AFC championship.

The Patriots Play The . . .

PITTSBURGH STEELERS

American Conference
Central Division
DECEMBER 8—AT FOXBORO

Address: 300 Stadium Circle,
Pittsburgh, Pa. 15212

Office Phone: (412) 323-1200

President: Arthur J. Rooney

Head Coach: Chuck Noll

Assistant Coaches: Bud Carson, Dick Hoak, George Perles, Dan Radakovich, Lou Riecke, Lionel Taylor, Paul Uram, Woody Widenhofer.

Public Relations: Ed Kiely (Joe Gordon)

Home Field: Three Rivers Stadium (50,350)

Colors: Black and Gold

All-time Records: Patriots trail 0-1-0

Home: 0-0-0 Away: 0-1-0



ALL-TIME REGULAR SEASON RESULTS

Date	Location	Pats	Opp.	Attendance	Result
10-22-72	Pittsburgh	3	33	46,081	L

1973 RESULTS

24	Detroit	10
33	Cleveland	6
36	Houston	7
38	San Diego	21
7	Cincinnati	19
26	New York Jets	14
20	Cincinnati	13
21	Washington	16
17	Oakland	9
13	Denver	23
16	Cleveland	21
26	Miami	30
33	Houston	7
37	San Francisco	14

1974 SCHEDULE

9-15	Baltimore
9-22	at Denver
9-29	Oakland
10- 6	at Houston
10-13	at Kansas City
10-20	Cleveland
10-28	Atlanta
11- 3	Philadelphia
11-10	at Cincinnati
11-17	at Cleveland
11-25	at New Orleans
12- 1	Houston
12- 8	at New England
12-14	Cincinnati

Additional games in 1973—Lost to Oakland 33-14 in AFC Playoff.

PATRIOTS NETWORK

All 20 Patriots 1974 games (6 pre-season and 14 regular season) will be broadcast over the 14-station Patriots radio network. Broadcasts will originate with WBZ in Boston, the flagship station of the six-state network.

Members of the 1974 team are: Connecticut (WNHC, New Haven); Maine (WDEA, Ellsworth; WLAM, Lewiston; WCME, Brunswick; WAGM, Presque Isle; WRKD, Rockland; WCSH, Portland; WTVL, Waterville; WFAU, Augusta); Massachusetts (WBZ, Boston; WGAW, Gardner, WOCB, West Yarmouth); New Hampshire (WKNE, Keene; WLNH, Laconia; WBBX, (Portsmouth); Rhode Island (WHIM, Providence; WERI, Westerly); Vermont (WJOY, Burlington; WSYB, Rutland).

PATRIOTS ON RADIO

Gil Santos, who has been associated with the Patriots radio broadcasts for the past eight years, is in his third season as the play-by-play caller on WBZ. With him as the color commentator is former Patriot all-time great Gino Cappelletti.

REGULAR SEASON SERIES

VS. ATLANTA (1-0-0)

1972 Pats 21, Falcons 20

VS. BALTIMORE (2-6-0)

1970 at Pats 6, Colts 14

Pats 3, at Colts 27

1971 at Pats 3, Colts 23

Pats 21, at Colts 17

1972 at Pats 17, Colts 24

Pats 0, at Colts 31

1973 at Pats 24, Colts 16

Pats 13, at Colts 18

VS. BUFFALO (13-14-1)

1960 at Pats 0, Bills 13

Pats 14, at Bills 38

1961 Pats 23, at Bills 21

at Pats 52, Bills 21

1962 Pats 28, at Bills 28

at Pats 21, Bills 10

1963 Pats 21, at Bills 28

at Pats 17, Bills 7

1964 Pats 36, at Bills 28

at Pats 14, Bills 24

1965 Pats 7, at Bills 24

at Pats 7, Bills 33

1966 Pats 20, at Bills 10

at Pats 14, Bills 13

1967 Pats 23, at Bills 0

at Pats 16, Bills 44

1968 Pats 16, at Bills 7

at Pats 23, Bills 6

1969 Pats 16, at Bills 23

at Pats 35, Bills 21

1970 at Pats 10, Bills 45

Pats 14, at Bills 10

1971 at Pats 38, Bills 33

Pats 20, at Bills 27

1972 Pats 14, at Bills 38

at Pats 24, Bills 27

1973 at Pats 13, Bills 31

Pats 13, at Bills 37

VS. CHICAGO (1-0-0)

1973 Pats 13, at Bears 10

VS. CINCINNATI (2-2-0)

1968 at Pats 33, Bengals 14

1969 Pats 25, at Bengals 14

1970 Pats 7, at Bengals 45

1972 at Pats 7, Bengals 31

VS. CLEVELAND (0-1-0)

1971 Pats 7, at Browns 27

VS. DALLAS (0-1-0)

1971 Pats 21, at Cowboys 44

VS. DENVER (10-9-0)

1960 at Pats 10, Broncos 13

Pats 24, at Broncos 31

1961 at Pats 45, Broncos 17

Pats 28, at Broncos 24

1962 at Pats 41, Broncos 16

Pats 33, at Broncos 29

1963 Pats 10, at Broncos 14

at Pats 40, Broncos 21

1964 Pats 39, at Broncos 10

at Pats 12, Broncos 7

1965 at Pats 10, Broncos 27

Pats 28, at Broncos 20

1966 Pats 24, at Broncos 17

at Pats 10, Broncos 17

1967 Pats 21, at Broncos 26

1968 Pats 20, at Broncos 17

at Pats 14, Broncos 35

1969 Pats 7, at Broncos 35

1972 Pats 21, at Broncos 45

VS. DETROIT (0-1-0)

1971 at Pats 7, Lions 34

VS. GREEN BAY (1-0-0)

1973 at Pats 33, Packers 24

VS. HOUSTON (12-9-1)

1960 at Pats 10, Oilers 24

Pats 21, at Oilers 37

1961 at Pats 31, Oilers 31

Pats 15, at Oilers 27

1962 at Pats 34, Oilers 21

Pats 17, at Oilers 21

1963 at Pats 45, Oilers 3

Pats 46, at Oilers 28

1964 at Pats 25, Oilers 24

Pats 34, at Oilers 27

1965 Pats 10, at Oilers 31

at Pats 42, Oilers 14

1966 at Pats 27, Oilers 21

Pats 38, at Oilers 14

1967 at Pats 18, Oilers 7

Pats 6, at Oilers 27

1968 at Pats 0, Oilers 16

Pats 17, at Oilers 45

1969 at Pats 24, Oilers 0

Pats 23, at Oilers 27

1971 at Pats 28, Oilers 20

1973 Pats 32, at Oilers 0

VS. KANSAS CITY (5-11-3)

1960 at Pats 42, Chiefs 14

Pats 0, at Chiefs 34

1961 Pats 18, at Chiefs 17

at Pats 28, Chiefs 21

1962 Pats 28, at Chiefs 42

at Pats 7, Chiefs 27

1963 at Pats 24, Chiefs 24

Pats 3, at Chiefs 35

1964 at Pats 24, Chiefs 7

Pats 31, at Chiefs 24

1965 Pats 17, at Chiefs 27

at Pats 10, Chiefs 10

1966 at Pats 24, Chiefs 43

Pats 27, at Chiefs 27

1967 at Pats 10, Chiefs 33

1968 Pats 17, at Chiefs 31

1969 at Pats 0, Chiefs 31

1970 Pats 10, at Chiefs 23

1973 at Pats 7, Chiefs 10

VS. MIAMI (5-10-0)

1966 Pats 20, at Dolphins 14

1967 at Pats 41, Dolphins 10

Pats 32, at Dolphins 41

1968 at Pats 10, Dolphins 34

Pats 7, at Dolphins 38

1969 at Pats 16, Dolphins 17

Pats 38 vs. Dolphins 23

(Played at Tampa)

1970 Pats 27, Dolphins 14

Pats 20, at Dolphins 37

1971 Pats 3, at Dolphins 41

at Pats 34, Dolphins 13

1972 Pats 0, at Dolphins 52

at Pats 21, Dolphins 37

1973 Pats 23, at Dolphins 44

at Pats 14, Dolphins 30

VS. MINNESOTA (0-1-0)

1971 at Pats 14, Vikings 35

VS. NEW ORLEANS (1-0-0)

1972 Pats 17, at Saints 10

VS. NEW YORK GIANTS (0-1-0)

1970 at Pats 0, Giants 16

VS. NEW YORK JETS (8-19-1)		1965	at Pats 10, Raiders 24
1960	Pats 28, at Jets 24		Pats 21, at Raiders 30
	at Pats 38, Jets 21	1966	at Pats 24, Raiders 21
1961	at Pats 20, Jets 21	1967	Pats 7, at Raiders 35
	Pats 30, at Jets 37		at Pats 14, Raiders 48
1962	Pats 43, at Jets 14	1968	Pats 10, at Raiders 41
	at Pats 24, Jets 17	1969	at Pats 23, Raiders 38
1963	at Pats 38, Jets 14	1971	at Pats 20, Raiders 6
	Pats 24, at Jets 31	VS. PHILADELPHIA (0-1-0)	
1964	at Pats 26, Jets 10	1973	Pats 23, at Eagles 24
	Pats 14, at Jets 35	VS. PITTSBURGH (0-1-0)	
1965	at Pats 20, Jets 30	1972	Pats 3, at Steelers 33
	Pats 27, at Jets 23	VS. SAN DIEGO (8-11-2)	
1966	at Pats 24, Jets 24	1960	Pats 35, at Chargers 0
	Pats 28, at Jets 38		at Pats 16, Chargers 45
1967	Pats 23, at Jets 30	1961	at Pats 28, Chargers 38
	at Pats 24, Jets 29		Pats 41, at Chargers 0
1968	Pats 31 vs. Jets 47	1962	at Pats 24, Chargers 20
	(At Birmingham, Ala.)		Pats 20, at Chargers 14
	Pats 14, at Jets 48	1963	Pats 13, at Chargers 17
1969	at Pats 14, Jets 23		at Pats 6, Chargers 13
	Pats 17, at Jets 23	1964	Pats 33, at Chargers 28
1970	at Pats 21, Jets 31		at Pats 17, Chargers 26
	Pats 3, at Jets 17	1965	at Pats 13, Chargers 13
1971	at Pats 20, Jets 0		Pats 22, at Chargers 6
	Pats 6, at Jets 13	1966	Pats 0, at Chargers 24
1972	at Pats 13, Jets 41		at Pats 35, Chargers 17
	Pats 10, at Jets 34	1967	Pats 14, at Chargers 28
1973	at Pats 7, Jets 9		Pats 31, at Chargers 31
	Pats 13, at Jets 33	1968	at Pats 17, Chargers 27
VS. OAKLAND (9-8-1)		1969	at Pats 10, Chargers 13
1960	Pats 14, at Raiders 27		Pats 18, at Chargers 28
	at Pats 34, Raiders 28	1970	at Pats 14, Chargers 16
1961	at Pats 20, Raiders 17	1973	at Pats 30, Chargers 14
	Pats 35, at Raiders 21	VS. ST. LOUIS (0-1-0)	
1962	at Pats 26, Raiders 16	1970	Pats 0, at Cardinals 31
	Pats 0, at Raiders 20	VS. SAN FRANCISCO (0-1-0)	
1963	Pats 20, at Raiders 14	1971	Pats 10, at 49ers 27
	at Pats 20, Raiders 14	VS. WASHINGTON (1-0-0)	
1964	Pats 17, at Raiders 14	1972	at Pats 24, Redskins 23
	at Pats 43, Raiders 43		

ALL-TIME ATTENDANCES

Year	Home Games	Att.	Away Games	Att.	Total
1960	7	118,260	7	118,316	236,576
1961	7	115,347	7	129,984	245,331
1962	7	150,626	7	170,983	321,609
1963	7	169,780	7	143,936	313,716
1964	7	199,652	7	175,246	374,898
1965	7	143,098	7	245,485	388,583
1966	7	190,138	7	240,668	430,806
1967(a)	6	138,841	8	285,819	424,660
1968(a)	6	127,267	8	318,396	445,663
1969	7	149,412	7	284,587	433,999
1970	7	246,104	7	361,842	607,946
1971	7	411,107	7	382,843	793,950
1972	7	426,993	7	402,159	829,152
1973	7	410,443	7	416,805	827,248
Totals	96	2,997,068	100	3,677,069	6,674,137
(POST-SEASON GAMES)					
1963	—	—	2	64,314	64,314
Grand Totals	96	2,997,068	102	3,741,383	6,738,451

(a) One home game rescheduled and played away from home.

ONE GAME RECORDS

Largest Home Crowd: 61,457 vs. Miami at Schaefer Stadium on Dec. 5, 1971.

Smallest Home Crowd: 8,446 vs. Oakland at Boston University Field on Nov. 11, 1960.

Largest Away Crowd: 80,047 at Miami, Sept. 30, 1973.

Smallest Away Crowd: 6,500 vs. Oakland at San Francisco on Dec. 9, 1961.

DEFENSIVE ROSTER

DEFENSIVE BACKS

Name	Hgt.	Wgt.	Age	NFL Yr.	College
Anderson, Ralph	6-1	180	25	4	W. Texas State
Bolton, Ron	6-2	170	24	3	Norfolk State
Boyd, Greg	6-2	201	23	2	Arizona
Briley, Lowry	5-11	185	25	R	E. Texas State
Butler, Al	6-3	220	27	1	Compton Jr. College
Code, Merl	5-11	195	25	1	N. C. A & T
Cook, Lewis	5-11	180	27	R	Idaho State
Durko, Sandy	6-1	186	26	4	Southern Cal.
Haynes, George	6-2	185	23	1	Tulsa
Hoey, George	5-10	180	27	4	Michigan
Hudson, Gary	5-11	185	23	R	Boston College
Massey, James	5-11	198	26	1	Linfield
Martin, Donald	5-11	187	24	2	Yale
Mason, Dave	6-0	199	24	2	Nebraska
McCray, Prentice	6-1	185	23	1	Arizona State
McCurry, Dave	6-1	187	23	1	Iowa State
Mildren, Jack	6-1	200	24	3	Oklahoma
Osley, Willie	6-1	195	23	1	Illinois
Pittman, Ceasar	5-11	190	23	1	Arizona
Sanders, John	6-1	175	24	R	South Dakota
Schlezes, Ken	6-3	205	23	1	Notre Dame

LINEBACKERS

Acks, Ron	6-2	200	29	7	Illinois
Allen, Larry	6-1	220	23	1	Illinois
Battle, Charles	6-4	235	21	R	Grambling
Carter, Kent	6-3	222	24	1	USC
Chandler, Edgar	6-3	225	28	7	Georgia
Clark, Larry	6-2	230	23	1	N. Illinois
Clements, Bob	6-3	219	23	R	Kansas State
Damkroger, Maury	6-2	230	22	R	Nebraska
Farrar, Pettus	6-4	220	28	1	Norfolk State
Foster, Will	6-2	230	25	2	E. Michigan
Geddes, Bob	6-2	240	28	3	UCLA
Hunt, Sam	6-1	240	23	R	Stephen F. Austin
Johnson, Carl	6-1	225	23	1	Tennessee
King, Ken	6-4	238	23	1	Kentucky
King, Steve	6-4	225	23	2	Tulsa
Kutter, Mike	6-3	237	23	1	Concordia, MN
McConnell, Brian	6-4	210	24	1	Michigan State
McHugh, Mike	6-4	230	23	R	Harvard
Nelson, Steve	6-2	230	23	R	N. Dakota State
Peterson, Bill	6-3	226	29	5	San Jose State
Singletary, Bill	6-2	225	23	1	Temple
Stenger, Brian	6-4	241	27	6	Notre Dame
Tanner, John	6-4	235	29	3	Tennessee Tech

DEFENSIVE ENDS

Boekholder, Steve	6-5	255	24	1	Drake
Cash, Rick	6-5	245	29	6	NE Missouri
Dorsey, Nate	6-4	240	23	2	Mississippi Valley
DuLac, Bill	6-4	250	23	1	E. Michigan
Fernandes, Ron	6-4	238	22	1	E. Michigan
Hamilton, Ray	6-1	232	23	2	Oklahoma
Pearmon, Archie	6-4	240	24	1	Northeastern State
Smith, Donnell	6-4	245	25	3	Southern Univ.
Wood, John	6-4	250	23	1	LSU

DEFENSIVE TACKLES

Adams, Julius	6-3	257	26	4	Texas Southern
Callier, Jim	6-2	250	25	1	Miss. Valley
Engle, Phil	6-2	260	24	1	S. Dakota State
Lunsford, Mel	6-3	250	24	2	Central State (OH)
Moore, Arthur	6-5	253	23	2	Tulsa
Rowe, Dave	6-7	265	29	8	Penn State
Slater, Bill	6-2	245	23	1	W. Michigan
Wideman, Bill	6-4	260	22	1	N. Carolina A & T

PUNTERS

Barnes, Bruce	5-11	212	23	2	UCLA
Callahan, Dan	6-3	193	23	R	U. R. I.

OFFENSIVE ROSTER

QUARTERBACKS

Dowling, Brian	6-2	198	27	3	Yale
Graff, Neil	6-3	205	24	1	Wisconsin
Linstrom, Brian	6-4	210	23	1	Arizona
McNulty, Ted	6-1	195	23	1	Indiana
Plunkett, Jim	6-2	210	26	4	Stanford
Richards, Charlie	6-3	198	25	1	Richmond
Shiner, Dick	6-0	201	32	11	Maryland
Wichard, Gary	6-2	198	24	1	C. W. Post

RUNNING BACKS

Ashton, Josh	6-1	202	25	3	Tulsa
Bennett, Phil	6-0	187	23	R	Boston College
Brown, Isaac	6-0	205	23	R	W. Kentucky
Cunningham, Sam	6-3	224	24	2	Southern Cal.
Decker, Jim	5-11	205	22	R	S. Dakota State
Gibson, Archie	6-1	205	23	R	Utah State
Harkey, Steve	6-0	215	25	3	Georgia Tech
Herron, Mack	5-5	170	26	2	Kansas State
Johnson, Andy	6-0	204	21	R	Georgia
Kennedy, Jim	6-1	225	24	R	Buena Vista
McCall, Bob	6-0	205	24	2	Arizona
McGuigan, Frank	6-0	205	26	1	Arkansas State
Mozisek, Tom	6-0	202	24	1	Houston
Page, Tony	5-11	210	24	R	Austin Peay
Patrick, Wayne	6-1	230	28	6	Louisville
Smith, Charlie	5-9	185	23	R	None
Tarver, John	6-3	216	25	3	Colorado
Welch, Claxton	5-11	203	27	5	Oregon

WIDE RECEIVERS

Garrison, Edesel	6-1	204	24	1	Southern Cal.
Gordon, Dick	5-11	190	30	10	Michigan State
Livesay, Jim	6-3	200	25	1	Richmond
Marshall, Al	6-2	190	23	1	Boise State
Rucker, Reggie	6-2	190	26	5	Boston University
Schubert, Steve	5-10	185	23	1	U. Mass
Stingley, Darryl	6-0	195	22	2	Purdue
Vataha, Randy	5-10	170	25	4	Stanford
White, Al	5-11	188	22	1	Ft. Valley State

TIGHT ENDS

Adams, Bob	6-2	225	28	5	Pacific
Hulecki, John	6-3	230	25	1	U. Mass.
McCartney, Ed	6-3	230	22	R	NE Oklahoma
Turner, John	6-5	210	25	1	Long Beach State
Williams, Terry	6-3	223	24	1	Grambling
Windsor, Bob	6-4	225	31	8	Kentucky

CENTERS

Dumler, Doug	6-3	242	23	2	Nebraska
Dyches, Dan	6-4	250	25	1	S. Carolina
Hand, Ted	6-2	248	23	1	E. Michigan
Lenkaitis, Bill	6-4	250	28	7	Penn State
Morris, Jon	6-4	248	32	11	Holy Cross
Thornton, Bob	6-4	245	23	1	North Carolina

GUARDS

Banks, Willie	6-2	250	28	5	Alcorn A & M
Corbett, Steve	6-4	248	23	R	Boston College
Dempsey, Mike	6-1	250	24	1	Hofstra
Hannah, John	6-2	265	23	2	Alabama
St. Jean, Len	6-0	250	32	11	N. Michigan
Tillman, Faddie	6-5	250	25	1	Boise State
Webster, Ernie	6-4	245	23	1	Pittsburgh

OFFENSIVE TACKLES

Adams, Sam	6-3	252	25	3	Prairie View
Buskirk, Harry	6-4	245	24	1	Millersville State
Gallaher, Allen	6-3	250	23	1	Southern Cal.
Gray, Leon	6-3	256	22	2	Jackson State
Jordan, Shelby	6-7	260	22	1	Washington
Neville, Tom	6-4	260	31	10	Mississippi State
Wright, Dave	6-4	240	25	1	Xavier, Ohio

KICKERS

Jakowenko, George	5-10	180	26	1	Syracuse
Smith, John	6-0	180	24	1	England
White, Jeff	5-10	167	26	2	Texas, El Paso

REGULAR SEASON RESULTS

1960 (Fourth in AFL-East, 5-9-0)

Date	PF	Opponent	PA	Result	Attendance
9/ 9	10	Denver	13	L	21,597
9/16	28	at New York	24	W	19,220
9/23	0	Buffalo	13	L	20,732
10/ 8	35	at Los Angeles	0	W	18,226
10/16	14	Oakland (at S. F.)	27	L	11,500
10/23	24	at Denver	31	L	12,683
10/28	16	Los Angeles	45	L	13,988
11/ 4	34	Oakland	28	W	8,446
11/11	38	New York	21	W	11,653
11/18	42	Dallas	14	W	14,721
11/25	10	Houston	24	L	27,123
12/ 4	14	at Buffalo	38	L	14,335
12/11	0	at Dallas	34	L	20,000
12/18	21	at Houston	37	L	22,352
Total	286		349		236,576

NOTE: All home games played at Boston University Field.

1961 (Second in AFL-East, 9-4-1)

Date	PF	Opponent	PA	Result	Attendance
9/ 9	20	New York	21	L	16,683
9/16	45	Denver	17	W	14,479
9/23	23	at Buffalo	21	W	21,504
10/ 1	30	at New York	37	L	15,189
10/ 7	27	San Diego	38	L	17,485
10/13	31	Houston	31	T	15,070
10/22*	52	Buffalo	21	W	9,398
10/29	18	at Dallas	17	W	20,500
11/ 3	28	Dallas	21	W	25,063
11/12	17	at Houston	27	L	35,649
11/17	20	Oakland	17	W	17,169
12/ 3	28	at Denver	24	W	9,303
12/ 9	35	Oakland (at S. F.)	21	W	6,500
12/17	41	at San Diego	0	W	21,339
Total	415		313		245,331

* Hurricane threat postponed this originally scheduled night game from October 20.

NOTE: All home games played at Boston University Field.

1962 (Second in AFL-East, 9-4-1)

Date	PF	Opponent	PA	Result	Attendance
9/ 8	28	at Dallas	42	L	32,000
9/16	34	Houston	21	W	32,276
9/21	41	Denver	16	W	21,038
10/ 5	43	at New York	14	W	14,412
10/12	7	Dallas	27	L	23,874
10/19	24	San Diego	20	W	20,888
10/26	26	Oakland	16	W	12,514
11/ 3	28	at Buffalo	28	T	33,247
11/11	33	at Denver	29	W	28,187
11/18	17	at Houston	21	L	35,250
11/23	21	Buffalo	10	W	20,021
11/30	24	New York	17	W	20,015
12/ 9	20	at San Diego	14	W	19,887
12/16	0	at Oakland	20	L	8,000
Total	346		295		321,609

NOTE: All home games played at Boston University Field with exception of 9/16 game vs. Houston which was played at Harvard Stadium.

1963 (Won AFL-Eastern Division Championship, 8-7-1)

Date	PF	Opponent	PA	Result	Attendance
9/ 8	38	New York	14	W	24,120
9/14	13	at San Diego	17	L	26,097
9/22	20	at Oakland	14	W	17,131
9/29	10	at Denver	14	L	18,636
10/ 5	24	at New York	31	L	16,769
10/11	20	Oakland	14	W	26,494

10/18	40	Denver	21	W	25,418
10/26	21	at Buffalo	28	L	29,243
11/ 1	45	Houston	3	W	31,185
11/10	6	San Diego	7	L	28,402
11/17	24	Kansas City	24	T	17,270
12/ 1	17	Buffalo	7	W	16,891
12/ 8	46	at Houston	28	W	23,462
12/14	3	at Kansas City	35	L	12,598
Total	327		257		313,716

EASTERN DIVISION CHAMPIONSHIP

12/28	26	at Buffalo	8	W	33,044
-------	----	------------	---	---	--------

AFL CHAMPIONSHIP

1/ 5	10	at San Diego	51	L	31,270
------	----	--------------	----	---	--------

Grand

Total	363		314		378,030
-------	-----	--	-----	--	---------

NOTE: All home games played at Fenway Park with exception of 9/8 vs. New York which was played at Boston College Alumni Stadium.

1964 (Second in AFL-East, 10-3-1)

Date	PF	Opponent	PA	Result	Attendance
9/13	17	at Oakland	14	W	21,126
9/20	33	at San Diego	28	W	20,568
9/27	26	New York	10	W	22,716
10/ 4	39	at Denver	10	W	15,485
10/ 9	17	San Diego	26	L	35,096
10/16	43	Oakland	43	T	23,279
10/23	24	Kansas City	7	W	27,400
10/31	14	at New York	35	L	45,033
11/ 6	25	Houston	24	W	28,161
11/15	36	at Buffalo	28	W	42,308
11/20	12	Denver	7	W	24,979
11/29	34	at Houston	17	W	17,560
12/ 6	31	at Kansas City	24	W	13,166
12/20	14	Buffalo	24	L	38,021
Total	365		297		374,898

NOTE: All home games played at Fenway Park with exception of 9/27 vs. New York which was played at Boston College Alumni Stadium.

1965 (Third in AFL-East, 4-8-2)

Date	PF	Opponent	PA	Result	Attendance
9/11	7	at Buffalo	24	L	45,502
9/19	10	at Houston	31	L	32,445
9/24	10	Denver	27	L	26,782
10/ 3	17	at Kansas City	27	L	26,773
10/ 8	10	Oakland	24	L	24,824
10/17	13	San Diego	13	T	20,924
10/24	21	at Oakland	30	L	20,858
10/31	22	at San Diego	6	W	33,366
11/ 7	7	Buffalo	33	L	24,415
11/14	20	New York	30	L	18,589
11/21	10	Kansas City	10	T	13,056
11/28	27	at New York	23	W	59,334
12/12	28	at Denver	20	W	27,027
12/18	42	Houston	14	W	14,508
Total	244		312		388,583

NOTE: All home games played at Fenway Park.

1966 (Second in AFL-East, 8-4-2)

Date	PF	Opponent	PA	Result	Attendance
9/10	0	at San Diego	24	L	29,539
9/18	24	at Denver	10	W	25,337
9/25	24	Kansas City	43	L	22,641
10/ 2	24	New York	24	T	27,255
10/ 8	20	at Buffalo	10	W	45,542
10/23	35	San Diego	17	W	32,371
10/30	24	Oakland	21	W	26,941
11/ 6	10	Denver	17	L	18,154
11/13	27	Houston	21	W	23,426
11/20	27	at Kansas City	27	T	41,475
11/27	20	at Miami	14	W	22,754
12/ 4	14	Buffalo	3	W	39,350

12/11	38	at Houston	14	W	17,100
12/18	28	at New York	38	L	58,921
Total	315		283		430,806

NOTE: All home games played at Fenway Park.

1967 (Last in AFL-East, 3-10-1)

Date	PF	Opponent	PA	Result	Attendance
9/ 3	21	at Denver	26	L	35,486
9/ 9	14	at San Diego	28	L	39,337
9/17	7	at Oakland	35	L	26,289
9/24	23	at Buffalo	0	W	44,290
10/ 8*	31	at San Diego	31	T	23,620
10/15	41	Miami	10	W	23,935
10/22	14	Oakland	48	L	25,057
10/29	23	at New York	30	L	62,784
11/ 5	18	Houston	7	W	19,422
11/12	10	Kansas City	33	L	23,010
11/19	24	New York	29	L	26,790
11/26	6	at Houston	27	L	28,044
12/ 9	16	Buffalo	44	L	20,627
12/17	32	at Miami	41	L	25,969
Total	280		389		424,660

* Scheduled as home game, played at San Diego because of World Series at Fenway Park.

NOTE: All home games played in Fenway Park with exception of 10/15 vs. Miami which was played at Boston College Alumni Stadium.

1968 (Fourth in AFL-East, 4-10-0)

Date	PF	Opponent	PA	Result	Attendance
9/ 8	16	at Buffalo	7	W	38,865
9/22*	31	New York	47	L	29,192
9/29	20	at Denver	17	W	37,024
10/ 6	10	at Oakland	41	L	44,253
10/13	0	Houston	16	L	32,502
10/20	23	Buffalo	6	W	21,082
10/27	14	at New York	48	L	62,351
11/ 3	14	Denver	35	L	18,304
11/10	17	San Diego	27	L	19,278
11/17	17	at Kansas City	31	L	48,271
11/24	10	Miami	34	L	18,305
12/ 1	33	Cincinnati	14	W	17,796
12/ 8	7	at Miami	38	L	24,242
12/15	17	at Houston	45	L	34,198
Total	229		406		445,663

* Scheduled as home game, played in Birmingham, Alabama, because of conflict with major league baseball.

NOTE: All home games played at Fenway Park.

1969 (Tied for third in AFL-East, 4-10-0)

Date	PF	Opponent	PA	Result	Attendance
9/14	7	at Denver	35	L	43,679
9/21	0	Kansas City	31	L	22,002
9/28	23	Oakland	38	L	19,069
10/ 5	14	New York	23	L	25,584
10/11	16	at Buffalo	23	L	46,201
10/19	10	San Diego	13	L	18,346
10/26	17	at New York	23	L	62,298
11/ 2	24	Houston	0	W	19,006
11/ 9	16	Miami	17	L	19,821
11/16	25	at Cincinnati	14	W	27,927
11/23	35	Buffalo	21	W	25,584
11/30	38	Miami (at Tampa)	23	W	32,121
12/ 7	18	at San Diego	28	L	33,146
12/14	23	at Houston	27	L	39,215
Total	266		316		433,999

NOTE: All home games played at Boston College Alumni Stadium.

1970 (Fifth in AFC-East, 2-12-0)

Date	PF	Opponent	PA	Result	Attendance
9/20	27	Miami	14	W	32,607
9/27	21	New York Jets	31	L	36,607

10/ 4	6	Baltimore	14	L	38,235
10/11	10	at Kansas City	23	L	50,698
10/18	0	New York Giants	16	L	39,091
10/25	3	at Baltimore	27	L	60,240
11/ 1	10	Buffalo	45	L	31,148
11/ 8	0	at St. Louis	31	L	46,466
11/15	14	San Diego	16	L	30,597
11/22	3	at New York Jets	17	L	61,822
11/29	14	at Buffalo	10	W	31,427
12/ 6	20	at Miami	37	L	51,032
12/13	14	Minnesota	35	L	37,819
12/20	7	at Cincinnati	45	L	60,157
Total	149		361		607,946

NOTE: All home games played at Harvard Stadium.

1971 (Third in AFC-East, 6-8-0)

Date	PF	Opponent	PA	Result	Attendance
9/19	20	Oakland	6	W	55,405
9/26	7	Detroit	34	L	61,057
10/ 3	3	Baltimore	23	L	61,232
10/10	20	New York Jets	0	W	61,357
10/17	3	at Miami	41	L	58,822
10/24	21	at Dallas	44	L	65,408
10/31	10	at San Francisco	27	L	45,092
11/ 7	28	Houston	20	W	53,153
11/14	38	Buffalo	33	W	57,446
11/21	7	at Cleveland	27	L	65,238
11/28	20	at Buffalo	27	L	27,166
12/ 5	34	Miami	13	W	61,457
12/12	6	at New York Jets	13	L	63,175
12/19	21	at Baltimore	17	W	57,942
Total	238		325		793,950

NOTE: All home games played at Schaefer Stadium.

1972 (Fifth in AFC-East, 3-11-0)

Date	PF	Opponent	PA	Result	Attendance
9/17	7	Cincinnati	31	L	60,999
9/24	21	Atlanta	20	W	60,999
10/ 1	24	Washington	23	W	60,999
10/ 8	14	at Buffalo	38	L	41,749
10/15	13	New York Jets	41	L	60,999
10/22	3	at Pittsburgh	33	L	46,081
10/29	10	at New York Jets	24	L	62,867
11/ 6	17	Baltimore	24	L	60,999
11/12	0	at Miami	52	L	80,010
11/19	24	Buffalo	27	L	60,999
11/26	0	at Baltimore	31	L	54,907
12/ 3	21	Miami	37	L	60,999
12/10	17	at New Orleans	10	W	64,889
12/17	21	at Denver	45	L	51,656
Total	192		446		861,492

1973 (Third in AFC-East, 5-9-0)

Date	PF	Opponent	PA	Result	Attendance
9/16	13	Buffalo	31	L	56,114
9/23	7	Kansas City	10	L	57,918
9/30	23	at Miami	44	L	80,047
10/ 7	24	Baltimore	16	W	57,044
10/14	7	N. Y. Jets	9	L	58,659
10/21	13	at Chicago	10	W	55,701
10/28	14	Miami	30	L	61,279
11/ 4	23	at Philadelphia	24	L	65,070
11/11	13	at N. Y. Jets	33	L	60,737
11/18	33	Green Bay	24	W	61,279
11/25	32	at Houston	0	W	27,344
12/ 2	30	San Diego	14	W	58,150
12/ 9	13	at Buffalo	37	L	75,841
12/16	13	at Baltimore	18	L	52,065
Total	258		300		827,248

AMERICAN FOOTBALL LEAGUE

1960

EASTERN DIVISION						WESTERN DIVISION					
Team	W	L	T	Pts.	Opp.	Team	W	L	T	Pts.	Opp.
Houston	10	4	0	379	285	Los Angeles	10	4	0	373	336
New York	7	7	0	382	399	Dallas	8	6	0	362	253
Buffalo	5	8	1	296	303	Oakland	6	8	0	319	388
Boston	5	9	0	286	349	Denver	4	9	1	309	393

CHAMPIONSHIP GAME: Houston 24, Los Angeles 16

1961

EASTERN DIVISION						WESTERN DIVISION					
Team	W	L	T	Pts.	Opp.	Team	W	L	T	Pts.	Opp.
Houston	10	3	1	513	242	San Diego	12	2	0	396	219
Boston	9	4	1	413	313	Dallas	6	8	0	334	343
New York	7	7	0	301	390	Denver	3	11	0	251	432
Buffalo	6	8	0	294	342	Oakland	2	12	0	237	458

CHAMPIONSHIP GAME: Houston 10, San Diego 3

ALL-STAR GAME: West 47, East 27

1962

EASTERN DIVISION						WESTERN DIVISION					
Team	W	L	T	Pts.	Opp.	Team	W	L	T	Pts.	Opp.
Houston	11	3	0	387	270	Dallas	11	3	0	389	233
Boston	9	4	1	346	295	Denver	7	7	0	353	334
Buffalo	7	6	1	309	272	San Diego	4	10	0	314	392
New York	5	9	0	278	423	Oakland	1	13	0	213	370

CHAMPIONSHIP GAME: Dallas 20, Houston 17

ALL-STAR GAME: West 21, East 14

1963

EASTERN DIVISION						WESTERN DIVISION					
Team	W	L	T	Pts.	Opp.	Team	W	L	T	Pts.	Opp.
Buffalo*	7	6	1	304	291	San Diego	11	3	0	399	256
Boston*	7	6	1	317	257	Oakland	10	4	0	363	288
Houston	6	8	0	302	372	Kansas City	5	7	2	347	263
New York	5	8	1	249	399	Denver	2	11	1	301	473

*Boston won play-off game, 26-8

CHAMPIONSHIP GAME: San Diego 51, Boston 10

ALL-STAR GAME: West 27, East 24

1964

EASTERN DIVISION						WESTERN DIVISION					
Team	W	L	T	Pts.	Opp.	Team	W	L	T	Pts.	Opp.
Buffalo	12	2	0	400	242	San Diego	8	5	1	341	300
Boston	10	3	1	365	297	Kansas City	7	7	0	366	306
New York	5	8	1	278	315	Oakland	5	7	2	303	350
Houston	4	10	0	310	355	Denver	2	11	1	240	438

CHAMPIONSHIP GAME: Buffalo 20, San Diego 7

ALL-STAR GAME: West 38, East 14

1965

EASTERN DIVISION						WESTERN DIVISION					
Team	W	L	T	Pts.	Opp.	Team	W	L	T	Pts.	Opp.
Buffalo	10	3	1	313	226	San Diego	9	2	3	340	227
New York	5	8	1	285	303	Oakland	8	5	1	298	239
Boston	4	8	2	244	302	Kansas City	7	5	2	322	285
Houston	4	10	0	298	429	Denver	4	10	0	303	392

CHAMPIONSHIP GAME: Buffalo 23, San Diego 0

ALL-STAR GAME: All-Stars 30, Buffalo 19

1966

EASTERN DIVISION						WESTERN DIVISION					
Team	W	L	T	Pts.	Opp.	Team	W	L	T	Pts.	Opp.
Buffalo	9	4	1	358	255	Kansas City	11	2	1	448	276
Boston	8	4	2	315	283	Oakland	8	5	1	315	288
New York	6	6	2	322	312	San Diego	7	6	1	335	284
Houston	3	11	0	335	396	Denver	4	10	0	196	381
Miami	3	11	0	213	362						

AFL CHAMPIONSHIP GAME: Kansas City 31, Buffalo 7

WORLD CHAMPIONSHIP GAME: Green Bay 35, Kansas City 10

ALL-STAR GAME: East 30, West 23

1967

EASTERN DIVISION						WESTERN DIVISION					
Team	W	L	T	Pts.	Opp.	Team	W	L	T	Pts.	Opp.
Houston	9	4	1	258	196	Oakland	13	1	0	468	233
New York	8	5	1	371	329	Kansas City	9	5	0	408	254
Buffalo	4	10	0	237	285	San Diego	8	5	1	360	352
Miami	4	10	0	219	407	Denver	3	11	0	256	409
Boston	3	10	1	280	389						

AFL CHAMPIONSHIP GAME: Oakland 40, Houston 7

WORLD CHAMPIONSHIP GAME: Green Bay 33, Oakland 14

ALL-STAR GAME: East 25, West 24

1968

EASTERN DIVISION

Team	W	L	T	Pts.	Opp.
New York	11	3	0	419	280
Houston	7	7	0	303	248
Miami	5	8	1	276	355
Boston	4	10	0	229	406
Buffalo	1	12	1	199	367

WESTERN DIVISION

Team	W	L	T	Pts.	Opp.
Oakland*	12	2	0	453	233
Kansas City	12	2	0	371	170
San Diego	9	5	0	382	310
Denver	5	9	0	264	404
Cincinnati	3	11	0	215	329

* (Oakland won playoff game from Kansas City, 41-6)

AFL CHAMPIONSHIP GAME: New York 27, Oakland 23
 WORLD CHAMPIONSHIP GAME: New York 16, Baltimore 7
 ALL-STAR GAME: West 35, East 28

1969

EASTERN DIVISION

Team	W	L	T	Pts.	Opp.
New York	10	4	0	353	269
Houston	6	6	2	278	279
Boston	4	10	0	266	316
Buffalo	4	10	0	230	359
Miami	3	10	1	233	332

WESTERN DIVISION

Team	W	L	T	Pts.	Opp.
Oakland	12	1	1	377	242
Kansas City	11	3	0	359	177
San Diego	8	6	0	288	276
Denver	5	8	1	297	344
Cincinnati	4	9	1	280	367

PLAYOFF:

Kansas City 13, New York 6

PLAYOFF:

Oakland 56, Houston 7

CHAMPIONSHIP GAME: Kansas City 17, Oakland 7

WORLD CHAMPIONSHIP GAME: Kansas City 23, Minnesota 7

ALL-STAR GAME: West 26, East 3

NATIONAL FOOTBALL LEAGUE

1970

AMERICAN CONFERENCE

Western Division

Team	W	L	T	Pts.	Opp.
Oakland	8	4	2	300	293
Kansas City	7	5	2	272	244
San Diego	5	6	3	282	278
Denver	5	8	1	253	264

Central Division

Cincinnati	8	6	0	312	255
Cleveland	7	7	0	286	265
Pittsburgh	5	9	0	210	272
Houston	3	10	1	217	352

Eastern Division

Baltimore	11	2	1	321	234
Miami	10	4	0	297	228
New York Jets	4	10	0	255	286
Buffalo	3	10	1	204	337
Boston	2	12	0	149	361

AFC PLAYOFFS

Oakland 21, Miami 14
 Baltimore 17, Cincinnati 0
AFC CHAMPIONSHIP
 Baltimore 27, Oakland 17

SUPER BOWL: Baltimore 16, Dallas 13

PRO BOWL: NFC All-Stars 27, AFC All-Stars 6

NATIONAL CONFERENCE

Western Division

Team	W	L	T	Pts.	Opp.
San Francisco	10	3	1	352	267
Los Angeles	9	4	1	325	202
Atlanta	4	8	2	206	261
New Orleans	2	11	1	172	347

Central Division

Minnesota	12	2	0	299	221
Detroit	10	4	0	347	202
Chicago	6	8	0	256	261
Green Bay	6	8	0	196	293

Eastern Division

Dallas	10	4	0	299	221
N. Y. Giants	9	5	0	301	270
St. Louis	8	5	1	325	228
Washington	6	8	0	297	314
Philadelphia	3	10	1	241	332

NFC PLAYOFFS

Dallas 5, Detroit 0
 San Francisco 17, Minnesota 14
NFC CHAMPIONSHIP
 Dallas 17, San Francisco 10

1971

AMERICAN CONFERENCE

Western Division

Team	W	L	T	Pts.	Opp.
Kansas City	10	3	1	302	208
Oakland	8	4	2	344	278
San Diego	6	8	0	311	341
Denver	4	9	1	203	275

Central Division

Cleveland	9	5	0	285	273
Pittsburgh	6	8	0	246	292
Houston	4	9	1	251	330
Cincinnati	4	10	0	284	265

Eastern Division

Miami	10	3	1	315	174
Baltimore	10	4	0	313	140
New England	6	8	0	238	325
New York Jets	6	8	0	212	299
Buffalo	1	13	0	184	394

AFC PLAYOFFS

Miami 27, Kansas City 24 (2 OT)
 Baltimore 20, Cleveland 3
AFC CHAMPIONSHIP
 Miami 21, Baltimore 0

SUPER BOWL: Dallas 24, Miami 3

PRO BOWL: AFC All-Stars 26, NFC All-Stars 13

NATIONAL CONFERENCE

Western Division

Team	W	L	T	Pts.	Opp.
San Francisco	9	5	0	300	216
Los Angeles	8	5	1	313	260
Atlanta	7	6	1	274	277
New Orleans	4	8	2	266	347

Central Division

Minnesota	11	3	0	245	139
Detroit	7	6	1	341	286
Chicago	6	8	0	185	276
Green Bay	4	8	2	274	298

Eastern Division

Dallas	11	3	0	406	222
Washington	9	4	1	276	190
Philadelphia	6	7	1	221	302
St. Louis	4	9	1	231	279
N. Y. Giants	4	10	0	228	362

NFC PLAYOFF

San Francisco 24, Washington 20
 Dallas 20, Minnesota 12
NFC CHAMPIONSHIP
 Dallas 14, San Francisco 3

1972

AMERICAN CONFERENCE

Eastern Division					
Team	W	L	T	Pts.	Opp.
Miami	14	0	0	385	171
New York Jets	7	7	0	367	324
Baltimore	5	9	0	235	252
Buffalo	4	9	1	257	377
New England	3	11	0	192	446

Central Division					
Team	W	L	T	Pts.	Opp.
Pittsburgh	11	3	0	343	175
Cleveland	10	4	0	268	249
Cincinnati	8	6	0	299	229
Houston	1	13	0	164	380

Western Division					
Team	W	L	T	Pts.	Opp.
Oakland	10	3	1	367	248
Kansas City	8	6	0	287	254
Denver	5	9	0	325	350
San Diego	4	9	1	264	344

AFC PLAYOFFS
 Pittsburgh 13, Oakland 7
 Miami 20, Cleveland 14
 AFC CHAMPIONSHIP
 Miami 21, Pittsburgh 17

SUPER BOWL: Miami 14, Washington 7
 PRO BOWL: AFC All-Stars 33, NFC All-Stars 28

NATIONAL CONFERENCE

Eastern Division					
Team	W	L	T	Pts.	Opp.
Washington	11	3	0	336	218
Dallas	10	4	0	319	240
New York Giants	8	6	0	331	247
St. Louis	4	9	1	193	303
Philadelphia	2	11	1	145	352

Central Division					
Team	W	L	T	Pts.	Opp.
Green Bay	10	4	0	304	226
Detroit	8	5	1	339	290
Minnesota	7	7	0	301	252
Chicago	4	9	1	225	275

Western Division					
Team	W	L	T	Pts.	Opp.
San Francisco	8	5	1	353	249
Atlanta	7	7	0	269	274
Los Angeles	6	7	1	291	286
New Orleans	2	11	1	215	361

NFC PLAYOFFS
 Dallas 30, San Francisco 28
 Washington 16, Green Bay 3
 NFC CHAMPIONSHIP
 Washington 26, Dallas 3

1973

AMERICAN CONFERENCE

Eastern Division					
Team	W	L	T	Pts.	Opp.
Miami	12	2	0	343	150
Buffalo	9	5	0	259	230
New England	5	9	0	258	300
Baltimore	4	10	0	226	341
N.Y. Jets	4	10	0	240	306

Central Division					
Team	W	L	T	Pts.	Opp.
Cincinnati	10	4	0	286	231
Pittsburgh	10	4	0	347	210
Cleveland	7	5	2	234	255
Houston	1	13	0	199	447

Western Division					
Team	W	L	T	Pts.	Opp.
Oakland	9	4	1	292	175
Denver	7	5	2	354	296
Kansas City	7	5	2	231	192
San Diego	2	11	1	188	386

AFC PLAYOFFS
 Oakland 33, Pittsburgh 14
 Miami 34, Cincinnati 16
 AFC CHAMPIONSHIP
 Miami 27, Oakland 10

SUPER BOWL VIII: Miami 24, Minnesota 7
 PRO BOWL: AFC All-Stars 15, NFC All-Stars 13

NATIONAL CONFERENCE

Eastern Division					
Team	W	L	T	Pts.	Opp.
Dallas	10	4	0	382	203
Washington	10	4	0	325	198
Philadelphia	5	8	1	310	393
St. Louis	4	9	1	286	365
N.Y. Giants	2	11	1	226	362

Central Division					
Team	W	L	T	Pts.	Opp.
Minnesota	12	2	0	296	168
Detroit	6	7	1	271	247
Green Bay	5	7	2	202	259
Chicago	3	11	0	195	334

Western Division					
Team	W	L	T	Pts.	Opp.
Los Angeles	12	2	0	388	178
Atlanta	9	5	0	318	224
New Orleans	5	9	0	163	312
San Francisco	5	9	0	262	319

NFC PLAYOFFS
 Minnesota 27, Washington 20
 Dallas 27, Los Angeles 16
 NFC CHAMPIONSHIP
 Minnesota 27, Dallas 10

PATRIOTS LEADERS YEAR-BY-YEAR

RUSHING

Year	Player	Att.	Yds.	Avg.	Lg	TD
1960	Alan Miller	101	416	4.2	29	1
1961	Billy Lott	100	461	4.7	38	5
1962	Ron Burton	134	548	4.0	59	2
1963	Larry Garron	179	750	4.1	47	2
1964	Larry Garron	183	585	3.2	16	2
1965	Jim Nance	111	321	2.9	20	5
1966	Jim Nance	299	1458	4.9	65	11
1967	Jim Nance	269	1216	4.5	53	7
1968	Jim Nance	177	593	3.4	30	4
1969	Jim Nance	*193	750	3.9	43	6
1970	Jim Nance	145	522	3.6	21	7
1971	Carl Garrett	181	784	4.3	38	1
1972	Josh Ashton	128	546	4.3	35	3
1973	Sam Cunningham	155	516	3.3	25	4

PASSING

Year	Player	Att	Comp	Pct	Yds	Int	Lg	TD
1960	Butch Songin	392	187	47.7	2476	15	78	22
1961	Butch Songin	212	98	46.2	1429	9	52	14
1962	Babe Parilli	253	140	55.3	1988	8	67	18
1963	Babe Parilli	337	153	45.4	2335	24	77	13
1964	Babe Parilli	473	228	48.2	3465	27	80	31
1965	Babe Parilli	426	173	40.6	2597	26	73	18
1966	Babe Parilli	382	181	47.4	2721	20	63	20
1967	Babe Parilli	344	161	46.8	2317	24	79	19
1968	Tom Sherman	226	90	39.8	1199	16	87	12
1969	Mike Taliaferro	331	160	48.3	2160	18	77	19
1970	Joe Kapp	219	98	44.7	1104	17	48	3
1971	Jim Plunkett	328	158	48.2	2158	16	88	19
1972	Jim Plunkett	355	169	47.6	2196	25	62	8
1973	Jim Plunkett	376	193	51.3	2550	17	64	13

PUNTING

Year	Player	No	Yds	Avg	Long
1960	Tom Greene	59	2235	37.9	66
1961	Tom Yewcic	62	2406	38.8	64
1962	Tom Yewcic	68	2634	38.7	56
1963	Tom Yewcic	73	2880	39.4	65
1964	Tom Yewcic	72	2787	38.7	63
1965	Tom Yewcic	74	3094	41.8	70
1966	Jim Fraser	53	2044	38.6	68
1967	Terry Swanson	65	2632	40.5	62
1968	Bob Scarpitto	34	1382	40.6	87
	Terry Swanson	62	2449	39.5	57
1969	Tom Janik	70	2903	41.5	56
1970	Tom Janik	86	3364	39.1	57
1971	Tom Janik	87	3249	37.3	58
1972	Pat Studstill	75	2859	38.1	57
1973	Bruce Barnes	55	2134	38.8	53

PUNT RETURNS

Year	Player	No	Yds	Avg	Lg	TD
1960	Billy Wells	12	66	5.6	16	0
1961	Fred Bruney	23	109	4.7	11	0
1962	Ron Burton	21	122	5.8	22	0
1963	Bob Suci	25	233	9.3	22	0
1964	Dave Cloutier	20	136	6.8	40	0
1965	Ron Burton	15	61	4.1	12	0
1966	Tom Hennessey	7	39	5.6	11	0
	Billy Johnson	7	37	5.3	12	0
1967	Jay Cunningham	17	105	6.2	44	0
	Joe Bellino	15	129	8.6	18	0
1968	Willie Porter	22	135	6.1	24	0
1969	Carl Garrett	12	159	13.3	45	0
1970	Carl Garrett	17	168	9.9	62	0
1971	Carl Garrett	8	124	15.5	50	0
1972	Carl Garrett	6	36	6.0	27	0
1973	Mack Herron	27	282	10.8	54	0

SCORING

Year	Player	TD	PAT	FG	Total
1960	Gino Cappelletti	0	36	8	60
1961	Gino Cappelletti	8	48	17	147
1962	Gino Cappelletti	5	38	20	128
1963	Gino Cappelletti	2	35	22	113
1964	Gino Cappelletti	7	38	25	155
1965	Gino Cappelletti	9	27	17	132
1966	Gino Cappelletti	6	35	16	119
1967	Gino Cappelletti	3	29	16	95
1968	Gino Cappelletti	2	26	15	83
1969	Gino Cappelletti	0	26	14	68
1970	Jim Nance	7	0	0	42
1971	Charlie Gogolak	0	28	12	64
1972	Carl Garrett	5	0	0	30
1973	Jeff White	0	21	14	63

PASS RECEIVING

Year	Player	No	Yds	Avg	Lg	TD
1960	Jim Colclough	49	666	13.6	46	9
1961	Gino Cappelletti	45	768	17.1	53	8

1962	Jim Colclough	40	868	21.7	78	10
1963	Jim Colclough	42	793	18.8	56	3
1964	Gino Cappelletti	49	865	17.7	58	7
1965	Jim Colclough	40	677	16.9	41	3
	Gino Cappelletti	37	680	18.4	57	9
1966	Art Graham	51	673	13.2	42	4
1967	Art Graham	41	606	14.8	179	4
1968	Jim Whalen	47	718	15.3	187	7
1969	Carl Garrett	29	267	9.2	34	2
1970	Ron Sellers	38	550	14.5	48	4
1971	Randy Vataha	51	872	17.1	188	9
1972	Reggie Rucker	44	681	15.5	62	3
1973	Reggie Rucker	53	743	14.0	64	3

KICKOFF RETURNS

Year	Player	No	Yds	Avg	Lg	TD
1960	Dick Christy	24	617	25.7	46	0
1961	Larry Garron	16	438	27.4	89	1
1962	Larry Garron	24	686	28.5	95	1
1963	Larry Garron	28	693	24.7	58	0
1964	J.D. Garrett	32	749	23.4	42	0
1965	Jay Cunningham	17	374	22.0	45	0
1966	Joe Bellino	18	410	22.8	43	0
1967	Jay Cunningham	30	627	20.9	41	0
1968	Willie Porter	36	812	22.6	61	0
1969	Carl Garrett	28	792	28.3	63	0
1970	Odell Lawson	25	546	21.8	52	0
1971	Carl Garrett	24	538	22.4	37	0
1972	Carl Garrett	16	410	25.6	49	0
1973	Mack Herron	41	1092	26.6	92+	1

PASS INTERCEPTIONS

Year	Player	No	Yds	Avg	Lg	TD
1960	Gino Cappelletti	4	68	17.0	24	0
	Harry Jacobs	4	26	6.5	12	0
1961	Don Webb	5	153	30.6	59	2
1962	Ross O'Hanley	5	83	16.6	28	0
	Dick Felt	5	73	14.6	22	0
1963	Bob Suci	8	294	36.7	98	2
1964	Ron Hall	11	148	13.5	50	0
1965	Ron Hall	3	35	11.7	29	0
	Nick Buoniconti	3	31	10.3	26	0
1966	Ron Hall	6	159	26.5	87	0
	Tom Hennessey	6	99	16.5	33	0
1967	Don Webb	4	91	22.8	41	0
	Nick Buoniconti	4	7	1.8	7	0
1968	Leroy Mitchell	7	41	5.9	20	0
1969	Larry Carwell	4	114	28.5	38	0
1970	Daryl Johnson	2	51	25.5	42	0
1971	Larry Carwell	5	72	14.4	153	1
1972	Honor Jackson	4	133	33.3	55	0
1973	Ron Bolton	6	65	10.8	56	0

PATRIOTS VS. ALL OPPONENTS

IN REGULAR SEASON PLAY

Team	W	L	T	Pct.	PF	PA
Atlanta	1	0	0	.1000	21	20
Baltimore	2	6	0	.250	87	170
Buffalo	13	14	1	.481	549	637
Chicago	1	0	0	.1000	13	10
Cincinnati	2	2	0	.500	72	104
Cleveland	0	1	0	.000	7	27
Dallas	0	1	0	.000	21	44
Denver	10	9	0	.526	437	414
Detroit	0	1	0	.000	7	34
Green Bay	1	0	0	.1000	33	24
Houston	12	9	1	.571	543	455

Kansas City	5	11	3	.313	327	480
Miami	5	10	0	.333	306	445
Minnesota	0	1	0	.000	14	35
New Orleans	1	0	0	.1000	17	10
New York Giants	0	1	0	.000	0	16
New York Jets	8	19	1	.296	600	704
Oakland	9	8	1	.529	358	457
Philadelphia	0	1	0	.000	23	24
Pittsburgh	0	1	0	.000	3	33
St. Louis	0	1	0	.000	0	31
San Diego	8	11	2	.421	436	412
San Francisco	0	1	0	.000	10	27
Washington	1	0	0	.1000	24	23
Patriots' Totals	79	108	9	.396	3908	4636

PATRIOTS ALL-TIME SCORING

Name	TD	XP	FG	S	TP
Cappelletti, Gino (a)	42	350	176	0	1130
Nance, Jim	46	0	0	0	276
Colclough, Jim (b)	39	4	0	0	238
Garron, Larry	42	0	0	0	252
Graham, Art	20	0	0	0	120
Burton, Ron	19	0	0	0	114
Garrett, Carl	18	0	0	0	108
Gogolak, Charlie	0	42	20	0	102
Whalen, Jim	17	0	0	0	102
Parilli, Babe (c)	15	2	0	0	92
Lott, Bill	15	0	0	0	90
Vataha, Randy	14	0	0	0	84
Sellers, Ron	13	0	0	0	78
White, Jeff	0	21	14	0	63
Romeo, Tony (c)	9	2	0	0	56
Crawford, Jim (b)	7	4	0	0	46
Frazier, Charlie	7	0	0	0	42
Garrett, J. D.	6	0	0	0	36
Plunkett, Jim	6	0	0	0	36
Rucker, Reggie	6	0	0	0	36
Stephens, Tom	6	0	0	0	36
Tarver, John	6	0	0	0	36
Christy, Dick	5	0	0	0	30
Crump, Harry	5	0	0	0	30
Cunningham, Sam	5	0	0	0	30
Windsor, Bob	5	0	0	0	30
Ashton, Josh	4	0	0	0	24
Herron, Mack	4	0	0	0	24
Johnson, Joe	4	0	0	0	24
Lofton, Oscar	4	0	0	0	24
Marsh, Aaron	4	0	0	0	24
Miller, Al	4	0	0	0	24
Webb, Don	4	0	0	0	24
Walker, Mike	0	15	2	0	21

OTHER SCORERS: 18-Tom Beer, Brian Dowling, Bill Rademacher, Ed "Butch" Songin, Don Trull, Tom Yewcic; 14-Bob Cappadona (c), Jim Hunt (e); 12-Larry Carwell, John Charles, R. C. Gamble, Roland Moss, Tom Reynolds, Darryl Stingley, Bob Suci, Gene Thomas, Bake Turner; 8-Nick Buoniconti (e), Daryl Johnson (e), Jay Cunningham (e); 7-Bill Bell; 6-Tom Addison, Walter Beach, Joe Bellino, Fred Bruney, Hubie Bryant, Eric Crabtree, Jay Cunningham, Will Foster, Ron Hall, Claude King, Gayle Knief, Bobby Leo, Walt Livingston, Jack Maitland, Leroy Moore, Tom Neumann, Ross O'Hanley, John Outlaw, Ed Philpott, Bob Scarpitto. Chuck Shonta, Billy Wells, Mel Witt; 4-Jack Rudolph (f); 2-Ezell Jones (e), Steve Kiner (e), Doug Satcher (e); 1-Justin Canale. Team scoring—6 pts. (d).


(a) four two-pointers; (b) two 2-pointers; (c) one 2-pointer; (d) AFL credited safety to team; (e) one safety; (f) two safeties.

HISTORICAL HIGHLIGHTS

- Nov. 16, 1959 — American Football League's eighth franchise awarded to William H. Sullivan, Jr.
- Nov. 22, 1959 — Selected Northwestern running back Ron Burton as first draft choice and Syracuse running back Gerhard Schwedes as first territorial choice.
- Dec. 20, 1959 — Clemson quarterback Harvey White first player signed.
- Feb. 8, 1960 — Lou Saban signed as club's first head coach.
- Feb. 20, 1960 — Public contest produced team name of Patriots. Red, white, and blue selected as team colors.
- April 1, 1960 — Boston University Field Patriots first home field.
- April 2, 1960 — First professional sports team in history to issue public stock.
- April 19, 1960 — Uniformed Patriot centering a football (creative work of Boston-Worcester cartoonist Phil Bissell) adopted as team insignia.
- July 4, 1960 — Open first pre-season training camp at UMass, 350 players attend.
- July 30, 1960 — In first pre-season game in AFL history Patriots defeated Bills 28-7 at Buffalo (War Memorial Stadium). DE Bob Dee recovered fumble for the league's first touchdown.
- Aug. 14, 1960 — First professional sports event ever staged in Harvard Stadium found Patriots losing 24-14 decision to Dallas Texans (to become Kansas City Chiefs) before 11,000 fans.
- Sept. 9, 1960 — A crowd of 21,597 was on hand at BU Field to welcome pro football back to Boston after 11-year absence. Patriots lost first regular season game 13-10 to Denver.
- Sept. 16, 1960 — Defensive back Chuck Shonta recovered a fumble on the final play of the game and ran for a touchdown to bring a 28-24 win over New York Titans (to become New York Jets) at Polo Grounds, N. Y. for Patriots first regular season victory.
- Nov. 18, 1960 — The first sellout (27,123) watched Patriots drop 24-10 game to Houston at B. U.
- Oct. 19, 1961 — Mike Holovak named head coach replacing Lou Saban.
- Oct. 22, 1961 — Most productive game ever, 52-21 win over Buffalo at B. U.
- Oct. 11, 1963 — First game in Fenway Park, beat Oakland 20-14.
- Dec. 28, 1963 — Won Eastern Division (AFL) title in 26-8 victory over Buffalo in league's only playoff game ever held.
- Jan. 5, 1964 — Lost AFL title in 51-10 game with San Diego Chargers.
- Feb. 18, 1967 — Team's corporate title changed to Boston Patriots Football Club, Inc. from American League Professional Football Team of Boston, Inc.
- Jan. 30, 1969 — Clive Rush named head coach replacing Mike Holovak.
- April 4, 1970 — Foxboro selected as site for Patriots new home. (Special town meeting gave okay on 4-13-70).
- Nov. 4, 1970 — John Mazur named head coach replacing Clive Rush.
- March 22, 1971 — Team renamed New England Patriots.
- Aug. 15, 1971 — Schaefer Stadium dedication game (Gino Cappelletti's 36-yard field goal first points scored in 20-14 win over New York Giants before 60,423 fans).
- Feb. 17, 1972 — Make financial history by paying first cash dividend of 15 cents per share.
- Nov. 13, 1972 — Phil Bengtson named interim head coach replacing John Mazur who resigned.
- Jan. 26, 1973 — Chuck Fairbanks named head coach and general manager.

MEMORIAL AWARDS

George L. Sargent Memorial Trophy



George L. Sargent was a co-founder of the Patriots and at the time of his untimely death on April 10, 1962, he was serving the team as Treasurer, Vice-President, and member of the Board of Directors.

His name is carried on within the organization by his wife, Mrs. George L. Sargent, and his son, Lee, both of whom are members of the Board of Directors.

The memorial plaque, established by a group of his closest friends, is presented annually to the Patriots most valuable player as selected by his teammates at the close of the season.

Past winners are:

Year	Player	Position
1962	Babe Parilli,	Quarterback
1963	Larry Garron,	Running Back
1964	Gino Cappelletti,	Kicker-Receiver
1965	Nick Buoniconti,	Linebacker
1966	Jim Nance,	Running Back
1967	Tommy Addison,	Linebacker
1968	Houston Antwine,	Defensive Tackle
1969	Mike Taliaferro,	Quarterback
1970	Jimmy Hunt,	Defensive Tackle
1971	Don Webb,	Defensive Back
1973	Reggie Rucker,	Wide Receiver
1974	Jim Plunkett,	Quarterback

John B. Gillooly Memorial Award



The Board of Directors voted by acclamation to establish the John B. Gillooly Memorial Award in honor of the mild-mannered and witty columnist of the Record American - Sunday Advertiser shortly after his sudden death on May 17, 1968.

The award is presented to the New England journalist — writer, sportscaster or cartoonist — who best exemplifies the high qualities of the late columnist and is determined by a vote of media members throughout the six state area.

Past winners:

Year	Winner	Affiliation
1969	Tim Horgan,	Herald-Traveler columnist.
1970	Ray Fitzgerald,	Globe columnist.
1971	Bob Coyne,	Record-American cartoonist.
1972	Don Gillis,	Channel 5 Sportscaster.
1973	Guy Mainella,	WBZ Sportscaster.
1974	Ron Hobson,	Patriot Ledger Sportwriter.

PATRIOTS ALL-TIME ROSTER

Name	Position	School	Year
Acks, Ron	LB	Illinois	1972-1973
Adams, Bob	TE	Pacific	1973
Adams, Julius	DT-DE	Texas Southern	1971-1973
Adams, Sam	OT	Prairie View	1972-1973
Addison, Tom	LB	South Carolina	1960-1967
Allard, Don	QB	Boston College	1962
Anderson, Ralph	S	W. Texas State	1973
Antwine, Houston	DT	Southern Illinois	1961-1971
Ashton, Josh	RB	Tulsa	1972-1973
Atchason, Jack	OE	Western Illinois	1960
Atessis, Bill	DE	Texas	1971
Avezzano, Joe	C	Florida State	1963
Bailey, Bill	RB	Cincinnati	1969
Ballou, Mike	LB	UCLA	1970
Banks, Willie	G	Alcorn A & M	1973
Barnes, Bruce	P	UCLA	1973
Beach, Walter	DB	Central Michigan	1960-1961
Beer, Tom	TE	Houston	1970-1972
Bell, Bill	K	Kansas	1973
Bellino, Joe	RB	Navy	1965-1967
Bennett, Phil	LB	Miami	1960
Berger, Ron	DE	Wayne State	1969-1972
Beverly, Randy	DB	Colorado State	1970-1971
Biscaha, Joe	OE	Richmond	1960
Blanchard, Dick	LB	Tulsa	1972
Blanks, Sid	RB	Texas A & I	1968-1970
Bolton, Ron	DB	Norfolk State	1972-1973
Boudreaux, Jim	DE	Louisiana Tech	1966-1968
Boyd, Greg	S	Arizona	1973
Bramlett, John	LB	Memphis State	1968-1970
Brown, Barry	TE-LB	Florida	1969-1970
Brown, Bill E.	LB	Syracuse	1960
Brune, Fred	DB	Ohio State	1960-1962
Bryant, Hubie	WR	Minnesota	1971-1972
Bugenhagen, Gary	OT-G	Syracuse	1969-1970
Buoniconti, Nick	LB	Notre Dame	1962-1967
Burton, Ron	RB	Northwestern	1960-1965
Byrd, Dennis	DT	North Carolina State	1968
Cagle, John	DT-LB-G	Clemson State	1969
Canale, Justin	G	Mississippi	1965-1968
Canale, Whit	DE	Tennessee	1968
Cappadona, Bob	RB	Northeastern	1966-1967
Cappelletti, Gino	WR-K-DB	Minnesota	1960-1970
Carwell, Larry	DB	Iowa State	1968-1972
Cash, Rick	DT	N. E. Missouri	1972-1973
Caveness, Ron	LB	Arkansas	1968-1969
Chandler, Edgar	LB	Georgia	1973
Charles, John	DB	Purdue	1967-1969
Cheyunski, Jim	LB	Syracuse	1968-1972
Christy, Richard	RB	North Carolina	1960
Cindrich, Ralph	LB	Pittsburgh	1972
Clark, Phil	DB	Northwestern	1971
Cloutier, Dave	DB	Maine	1964
Cohen, Abe	G	Chattanooga	1960
Colclough, Jim	WR	Boston College	1960-1968
Coleman, Dennis	LB	Mississippi	1971
Corcoran, Jim	QB	Maryland	1968
Crabtree, Eric	WR	Pittsburgh	1971
Crawford, Jim	RB	Wyoming	1960-1964
Cross, Bob	OT	Kilgore Jr. College	1960
Crouthamel, Jake	RB	Dartmouth	1960
Crow, Albert	DT	William & Mary	1960
Crump, Harry	RB	Boston College	1963
Cudzik, Walt	C	Purdue	1960-1963
Cunningham, Jay	DB	Bowling Green	1965-1967
Cunningham, Sam	RB	Southern Cal	1973
Danenhauer, Bill	DE	Emporia	1960
Davis, Jack	G	Maryland	1960
Dawson, Bill	LB-TE-DE	Florida State	1965
Dee, Bob	DE	Holy Cross	1960-1967
Delucca, Gerry	OT	Mid. Tennessee State	1960-1964

Dimitroff, Tom	QB	Miami (O)	1960
Discenzo, Tony	OT	Michigan State	1960
Dorsey, Nate	DE	Mississippi Valley	1973
Dowling, Brian	QB	Yale	1972-1973
Dukes, Mike	LB	Clemson	1964-1965
Dumler, Doug	C	Nebraska	1973
Durko, Sandy	S	Southern Cal	1973
Edmonds, Randy	LB	Georgia Tech	1971
Eisenhauer, Larry	DE	Boston College	1962-1969
Farley, Dick	DB	Boston University	1970
Farmer, Lonnie	LB	Chattanooga	1964-1966
Feldhausen, Paul	OT	Northland	1968-1969
Felt, Dick	DB	Brigham Young	1962-1966
Foster, Will	LB	E. Michigan	1973
Fraser, Jim	LB	Wisconsin	1966
Frazier, Charley	WR	Texas Southern	1968-1970
Funchess, Tommy	OT	Jackson State	1968-1970
Fussell, Tom	DE	LSU	1967
Gamble, R. C.	RB	South Carolina State	1968-1969
Gardin, Ron	WR	Arizona	1971
Garrett, Carl	RB	New Mexico Highlands	1969-1972
Garrett, J. D.	RB	Grambling	1964-1967
Garron, Larry	RB	Western Illinois	1960-1968
Geddes, Bob	LB	UCLA	1973
Gladieux, Bob	RB	Notre Dame	1969-1972
Gipson, Paul	RB	Houston	1973
Gogolak, Charlie	K	Princeton	1970-1972
Graham, Art	WR	Boston College	1963-1968
Graham, Milt	OT	Colgate	1961-1963
Graves, White	DB	LSU	1965-1967
Gray, Leon	OT	Jackson State	1973
Green, Jerry	RB	Georgia Tech	1960
Greene, Tom	QB	Holy Cross	1960
Hagen, Halvor	G-DE	Weber State	1971-1972
Haggerty, Mike	OT-DE	Miami	1971
Hall, Ron	DB	Missouri Valley	1961-1967
Hamilton, Ray	DE	Oklahoma	1973
Hammond, Kim	QB	Florida State	1968-1970
Hannah, John	G	Alabama	1973
Harris, Rickie	DB	Arizona	1971-1972
Hauser, Art	DT	Xavier	1960
Hayman, Conway	G	Delaware	1972
Henke, Karl	OT	Tulsa	1969
Hennessey, Tom	DB	Holy Cross	1965-1966
Herock, Ken	LB	West Virginia	1969
Herron, Mack	RB	Kansas State	1973
Hoey, George	DB	Michigan	1972-1973
Huarte, John	QB	Notre Dame	1966-1967
Hudson, Bill	DT	Clemson	1965
Hunt, Jim Lee	DT	Prairie View	1961-1970
Hunt, Kevin	OT	Doane	1973
Ilg, Ray	LB	Colgate	1967-1968
Jackson, Honor	DB	Pacific	1972-1973
Jacobs, Harry	LB	Bradley	1960-1962
Jacobs, Ray	DT	Howard Payne	1969
Jagielski, Harry	DT	Indiana	1960-1961
Janik, Tom	DB-P	Texas A & I	1969-1971
Johnson, Billy	DB	Nebraska	1966-1969
Johnson, Daryl	DB	Morgan State	1967-1971
Johnson, Ellis	RB	S. E. Louisiana	1965-1966
Johnson, Joe	OE	Boston College	1960-1961
Johnson, Preston	RB	Florida A & M	1968
Jones, Ezell	OT	Minnesota	1969-1970
Kadziel, Ron	LB	Stanford	1972
Kapp, Joe	QB	California	1970
Kecman, Dan	LB	Maryland	1970
Khayat, Ed	DT	Mississippi	1966
Kimber, Bill	OE	Florida State	1961
Kirer, Steve	LB	Tennessee	1971, 1973
King, Claude	RB	Houston	1962
King, Steve	LB	Tulsa	1973
Klein, Dick	OT	Iowa State	1961-1962
Knief, Gayle	WR	Morningside	1970
Koontz, Ed	LB	Catawba	1968

Larson, William	RB	Western Illinois	1960
Lassiter, Ike	DE	St. Augustine's	1970-1971
Lawson, Odell	RB	Langston	1970-1971
Lee, Robert	G	Missouri	1960
Lenkaitis, Bill	G-C	Penn State	1971-1973
Leo, Bobby	WR	Harvard	1967-1968
Leo, Charlie	G	Indiana	1960-1962
Lindquist, Paul	DT	New Hampshire	1961
Livingston, Walt	RB	Heidelberg	1960
Lofton, Oscar	OE	S. E. Louisiana	1960
Long, Charlie	OT	Chattanooga	1961-1969
Long, Mike	OE	Brandeis	1960
Lott, Billy	RB	Mississippi	1961-1963
Loudd, Rommie	LB	UCLA	1961-1962
Loukas, Angelo	G	Northwestern	1970
Lunsford, Mel	DT	Central (O.) state	1973
Maitland, Jack	RB	Williams	1971-1972
Mallory, Irvin	DB	Virginia Union	1971
Mangum, John	DT	Southern Mississippi	1966-1967
Marsh, Aaron	DE	Eastern Kentucky	1968-1969
Martin, Donald	CB	Yale	1973
Mason, Dave	S	Nebraska	1973
Mass, Wayne	OT	Miami	1972
Matthews, Henry	RB	Michigan State	1972
May, Art	DE	Tuskegee	1971
McCall, Bob	RB	Arizona	1973
McComb, Don	DE	Bradley	1960
McGee, George	OT	Southern	1960
McKinnon, Don	LB	Dartmouth	1963-1964
McMahon, Art	DB	North Carolina State	1968-1972
Meixler, Ed	LB	Boston University	1965
Miller, Al	RB	Boston College	1960
Mirich, Rex	DT	Northern Arizona	1970
Mitchell, Leroy	DB	Texas Southern	1967
Montler, Mike	OT	Colorado	1969-1972
Moore, Arthur	DT	Tulsa	1973
Moore, Leroy	DE	Ft. Valley State	1961-1962
Morris, Jon	C	Holy Cross	1964-1973
Mosier, John	TE	Kansas	1973
Moss, Roland	TE	Toledo	1971
Murphy, Bill	WR	Cornell	1968
Nance, Jim	RB	Syracuse	1965-1971
Neighbors, Billy	G	Alabama	1962-1965
Neumann, Tom	RB	Northern Michigan	1963
Neville, Tommy	OT	Mississippi State	1965-1973
Nichols, Bob	TE	Boston University	1967-1968
Oakes, Don	OT	Virginia Tech	1963-1968
O'Hanley, Ross	DB	Boston College	1960-1965
Outlaw, John	DB	Jackson State	1969-1972
Parilli, Babe	QB	Kentucky	1961-1967
Perkins, Willis	G	Texas Southern	1961
Philpott, Ed	LB	Miami (O)	1967-1971
Plunkett, Jim	QB	Stanford	1971-1973
Porter, Willie	DB	Texas Southern	1968
Price, Kenny	LB	Iowa	1971
Pruett, Perry	DB	North Texas State	1971
Purvis, Vic	WR	Southern Mississippi	1966-1967
Pyne, George	OT	Olivet	1965
Rademacher, Bill	WR	Northern Michigan State	1969-1970
Ratkowski, Ray	RB	Notre Dame	1961
Ray, Eddie	RB-P	LSU	1970
Reynolds, Bob	OT	Bowling Green	1972-1973
Reynolds, Tom	WR	San Diego State	1972
Richardson, Al	DE	Grambling	1960
Richardson, Jesse	DT	Alabama	1962-1964
Richardson, Tom	WR	Jackson State	1969-1970
Robotti, Frank	LB-RB	Boston College	1961
Romeo, Tony	TE	Florida State	1962-1967
Romine, Al	DB	Florence State	1961
Rowe, Dave	DT	Penn State	1971-1973
Rucker, Reggie	WR	Boston University	1971-1973
Rudolph, Jack	LB	Georgia Tech	1960-1965
Sardisco, Tony	G	Tulane	1960-1962
Satcher, Doug	LB	Southern Mississippi	1966-1968
Scarpitto, Bob	WR	Notre Dame	1968

Schmidt, Bob	OT	Minnesota	1964
Schottenheimer, Marty	LB	Pittsburgh	1969-1970
Schwedes, Gerhard	RB	Syracuse	1960-1961
Scott, Clarence	DB	Morgan State	1969-1972
Sellers, Ron	WR	Florida State	1969-1971
Sherman, Tom	QB-DB	Penn State	1968-1969
Shiner, Dick	QB	Maryland	1973
Shonta, Chuck	DB	Eastern Michigan	1960-1967
Simerson, John	OT	Purdue	1961
Singer, Carl	OT	Purdue	1966-1968
Smith, Donnell	DE	Southern Univ.	1973
Smith, Hal	DT	UCLA	1960
Snyder, Al	WR	Holy Cross	1964
Soltis, Bob	DB	Minnesota	1960-1961
Songin, Ed (Butch)	QB	Boston College	1960-1961
Stenger, Brian	LB	Notre Dame	1973
Stingley, Darryl	WR	Purdue	1973
St. Jean, Lennie	G	Northern Michigan	1964-1973
Stephens, Tom	DE-TE	Syracuse	1960-1964
Stolberg, Eric	WR	Indiana	1971
Striegall, Bill	LB	College of Pacific	1960
Studstill, Pat	P	Houston	1972
Suci, Bob	DB	Michigan State	1963
Swanson, Terry	K	Massachusetts	1967-1968
Sykes, Alfred	WR	Florida A & M	1971
Taliaferro, Mike	QB	Illinois	1968-1971
Tanner, John	LB-DE	Tennessee Tech	1973
Tarver, John	RB	Colorado	1972-1973
Thomas, Gene	RB	Florida A & M	1968
Toner, Ed	DT	Massachusetts	1967-1970
Towns, Bobby	DB	Georgia	1961
Trull, Don	QB	Baylor	1967
Turner, Bake	WR	Texas Tech	1970
Vataha, Randy	WR	Stanford	1971-1973
Walker, Mike	K	None	1972
Washington, Clyde	DB	Purdue	1960-1961
Watson, Dave	G	Georgia Tech	1963-1964
Webb, Don	DB	Iowa State	1963-1971
Weisacosky, Ed	LB	Miami	1971-1972
Welch, Claxton	RB	Oregon	1973
Wells, Billy	RB	Michigan State	1960
West, Mel	DB	Missouri	1961
Whalen, Jim	TE	Boston College	1965-1969
White, Harvey	QB	Clemson	1960
White, Jeff	K-P	Texas El Paso	1973
White, Jim	DE	Colorado State	1972
Whittingham, Fred	LB	California Poly	1970
Williamson, John (J.R.)	LB-C	Louisiana Tech	1968-1970
Wilson, Ed	QB	Arizona State	1965
Windsor, Bob	TE	Kentucky	1972-1973
Wirgowski, Dennis	DE	Purdue	1970-1972
Witt, Mel	DT	Arlington State	1967-1970
Yates, Bob	OT-G-C	Syracuse	1960-1965
Yewcic, Tom	P-QB	Michigan State	1961-1966

HONOR ROLL OF COLLEGES

The following is a compilation of the total number of players from various colleges and junior colleges who have been active with the Patriots during regular season over the past 14 years.

College	Players	College	Players
Boston College	11	Central Michigan	1
Purdue	7	Central Ohio State	1
Syracuse	7	Cincinnati	1
Florida State	6	Cornell	1
Notre Dame	6	Delaware	1
Clemson	5	Doane, Neb.	1
Holy Cross	5	Eastern Kentucky	1
Miami (Florida)	5	Emporia	1
Michigan State	5	Florence State	1
Minnesota	5	Florida	1
Texas Southern	5	Ft. Valley State	1
Tulsa	5	Harvard	1

UCLA	5	Heidelberg	1
Arizona	4	Howard Payne	1
Georgia Tech	4	Iowa	1
Houston	4	Kansas State	1
Jackson State	4	Langston	1
Mississippi	4	Maine	1
Alabama	3	Memphis State	1
Boston University	3	Michigan	1
Chattanooga	3	Middle Tennessee	1
Florida A & M	3	Mississippi State	1
Indiana	3	Mississippi Valley	1
Iowa State	3	Missouri Valley	1
Louisiana State	3	Morningside	1
Maryland	3	Naval Academy	1
Nebraska	3	New Hampshire	1
Northern Michigan	3	New Mexico Highlands	1
Northwestern	3	Norfolk State	1
Pacific	3	North Carolina	1
Penn State	3	Northeastern	1
Pittsburgh	3	Northeast Missouri	1
Southern Mississippi	3	Northern Arizona	1
Stanford	3	Northland	1
Western Illinois	3	North Texas State	1
Bowling Green	2	Ohio State	1
Bradley	2	Oklahoma	1
Colgate	2	Olivet	1
Colorado State	2	Oregon	1
Colorado	2	Princeton	1
Dartmouth	2	Richmond	1
Eastern Michigan	2	St. Augustine	1
Georgia	2	San Diego State	1
Grambling	2	South Carolina	1
Illinois	2	Southern Illinois	1
Kansas	2	South Carolina State	1
Kentucky	2	Texas Tech	1
Louisiana Tech	2	Tennessee Tech	1
Massachusetts	2	Texas	1
Missouri	2	Texas, El Paso	1
Morgan State	2	Toledo	1
North Carolina State	2	Tulane	1
Prairie View A & M	2	Tuskegee	1
Southeastern Louisiana	2	Virginia Tech	1
Southern Cal	2	Virginia Union	1
Southern Univ.	2	Wayne State	1
Tennessee	2	Weber State	1
Texas A & I	2	West Texas State	1
Yale	2	West Virginia	1
Alcorn A & M	1	William & Mary	1
Arkansas	1	Williams	1
Arizona State	1	Wisconsin	1
Arlington State	1	Wyoming	1
Baylor	1	Xavier	1
Brandeis	1	Junior College	1
Brigham Young	1	Kilgore J.C.	1
California	1		
California Poly	1		
Catawba	1		
		TOTAL REPRESENTATION	
		Colleges	135
		Jr. Colleges	1

DRAFT YEAR BY YEAR

FIRST SELECTIONS

1960: Buddy Allen (HB) Utah State; Ron Burton (HB) Northwestern; Dale Chamberlain (FB) Miami, O.; Henry Christopher (E) SMU; Dan Colchicco (WR) San Jose State; Jack Cummings (QB) North Carolina St.; James Davis (C) Oklahoma; Sarafine Fazio (C) Pittsburgh; Max Fugler (C) LSU; Jim Gardner (T) Duke; James Goodyear (T/G) Wake Forest; Dave Harris (HB) Kansas; Al Henderson (T) Colorado State; James Hickman (T/G) Penn State; Robert Kranz (RB) Penn State; Joe Kulbacki (RB) Purdue; Dee Mackey (E) E. Texas State; Leon Manley (G) W. Texas State; Cliff Manning (T/G) Hardin-Simmons; Pete Manning (E) Wake Forest; Edward Mazurek (T) Xavier, O.; Bill Meglen (G) Utah State; Frank Mestnik (RB) Marquette; Ron Mix (T) USC; Irvin Nikolai (WR) Stanford; Jim Prestel (T) Idaho; Bob Salerno (G) Colorado; Gerhard Schwedes (RB) Syracuse; Richard Soergel (QB) Oklahoma State; Larry Wagner (T) Vanderbilt; Harvey White (QB) Clemson; Tirey Wilemon (RB) SMU; Gary Wisener (WR) Baylor.

SECOND SELECTIONS

1960: Dave Ames (HB) Richmond; James Boeke (T/G) Heidelberg; Billy Brewer (QB) Ole Miss.; Emanuel Congedo (T/G) Villanova; Pat Dye (T/G) Georgia; John Farrington (WR) Prairie View; Rich Grecni (C) Ohio U.; Bud Jones (WR) SMU; Don Kacmarek (T/G) North Dakota; John Lawrence (T/G) North Carolina St.; Ron Maltony (T/G) Purdue; Bobby Pate (RB) Presbyterian; Jack Rudolph (LB) Georgia Tech; Frank Sally (T/G) California; Bob Spada (E) Duke; Pete Tunney (HB) Occidental; Jim Webster (HB) Marquette; John Wilcox (T/G) Oregon.

1961: 1—Tommy Mason (HB) Tulane; 2—Rip Hawkins (C) North Carolina; 3—Danny LaRose (E) Missouri; 4—Mike Zeno (G) Virginia Tech; 5—Fran Tarkenton (QB) Georgia; 6—Larry Eisenhauer (T) Boston College; 7—Paul Terhes (QB) Bucknell; 8—Charles Long (G) Chattanooga; 9—Roland Lakes (C) Wichita; 10—Richard Mueller (E) Kentucky; 11—Mel West (HB) Missouri; 12—Wayne Harris (C) Arkansas; 13—Dan Underwood (T) McNeese State; 14—James Wright (QB) Memphis State; 15—choice traded to Dallas; 16—George Balthazar (T) Tennessee A&I; 17—Ray Ratkowski (HB) Notre Dame; 18—Tom Rodgers (HB) Kentucky; 19—Joe Bellino (HB) Navy; 20—Clarence Childs (HB) Florida A&M; 21—Dan Oakes (G) VPI; 22—Bob Johnson (E) Michigan; 23—Darrel DeDecker (C) Illinois; 24—Don Webb (HB) Iowa State; 25—Robert Minihane (T) Boston University; 26—Charles Granger (T) Southern U.; 27—Terry Huxhold (T) Wisconsin; 28—Bryant Harvard (QB); Auburn; 29—Ernie McMillan (T) Illinois; 30—George Hulz (T) Mississippi Southern.

1962: 1—Gary Collins (E) Maryland; 2—LeRoy Jackson (HB) W. Illinois; 3—Sherwyn Thorson (G) Iowa; 4—Choice to Houston; 5—Choice to Dallas; 6—Bill Neighbors (T) Alabama; 7—John Schopf (P) Michigan; 8—Benny McRae (HB) Michigan; 9—Bill Triplett (FB) Miami, (Ohio); 10—John Knight (HB) Valparaiso; 11—Choice to Buffalo; 12—Choice to Oakland; 13—Nick Buoniconti (G) Notre Dame; 14—Charles Sieminski (T) Penn State; 15—Gerry Goerlitz (G) N. Michigan; 16—Ken Byers (G) Cincinnati; 17—Scott Maentz (E) Michigan; 18—Tom Chandler (T) Florida A&M; 19—Ron Meyers (E) Villanova; 20—Tom Neck (HB) LSU; 21—John Traynham (HB) V.M.I.; 22—Bob Asack (T) Columbia; 23—Walt Crate (HB) Penn Military; 24—Don Christman (C) Richmond; 25—Bob Stem (C) Syracuse; 26—Jim Field (QB) L.S.U.; 27—Al Gursky (HB) Penn State; 28—Charles Dickerson (T) Illinois; 29—Julius Fincke (T) McNeese State; 30—John L. Finn (T) Louisville; 31—Mike Ingram (G) Ohio State; 32—Charles Taylor (HB) Mississippi; 33—Steve Jastrzembski (E) Pittsburgh; 34—Ray Lardani (T) Miami (Fla.).
(Choose 6th & 7th)

1963: 1—Art Graham (E) Boston College; 2—LeRoy Jordan (C) Alabama; 3—Bob Vogel (T) Ohio State; 4—Bob Reynolds (T) Bowling Green; 5—Lou Cioci (G) Boston College; 6—Sam Silas (T) Southern Illinois; 7—Dick Williamson (E) Alabama; 8—Rod Foster (G) Ohio State; 9—Jim Simon (E) Miami; 10—Don McKinnon (C) Dartmouth; 11a—(Houston) Dave Hayes (FB) Penn State; 11b—Dave Watson (G) Georgia Tech; 12a—(Buffalo) Bill Gambrell (HB) South Carolina; 12b—Tim Gauntner (HB) John Carroll; 13a—No choice; 13b—Ralph Ferrissi (FB) S. Conn.; 14—Whaley Hall (T) Mississippi; 15—Bob Dentel (C) Miami; 16—No choice; 17—Tom Neumann (HB) Michigan; 18—Dave O'Brien (T) Boston College; 19—Pat McCarthy (QB) Holy Cross; 20—Jim Bradshaw (HB) Chattanooga; 21—Gary Sherman (B) Bowling Green; 22—Nate Craddock (FB) Parsons; 23—Al Snyder (HB) Holy Cross; 24—Dick Schultz (T) Ohio; 25—Dennis Gaubatz (G) Louisiana State U.; 26—Jim Tullis (HB) Florida A&M; 27—Dave Adams (T) Arkansas; 28—Ron Whaley (HB) Chattanooga; 29—Dick Kelly (G) Georgia.

1964: 1—Jack Concannon (QB) Boston College; 2—Jim Kelly (E) Notre Dame; 3—Choice to Denver; 4—Jon Morris (E) Holy Cross; 5—Choice to San Diego; 6—Jim Mazurek (G) Syracuse; 7—T. W. Alley (T) William & Mary; 8—J. D. Garrett (HB) Grambling; 8a—Roger LaLonde (T) Muskingum; 9—Leonard St. Jean (E) N. Michigan; 10—Choice to Buffalo; 11—John

Barrett (HB) Boston College; 12—Choice to Kansas City; 13—Joe Scarpate (DB) No. Carolina State; 14—Jim Wilson (T) Georgia; 15—Tony Gibbons (T) John Carroll; 16—Pete Pedro (HB) West Texas State; 17—Gary Wood (QB/HB) Cornell; 18—Joe Tiller (T) Montana State; 19—Bill Dawson (E) Florida State; 20—Lonnie Farmer (LB) Chattanooga; 21—Tony Lawrence (T) Bowling Green; 22—Dave Archer (T) Syracuse; 23—Dave Humenick (T) Notre Dame; 24—Larry Bartolameoli (T) West. Michigan; 25—Bryan Generalovich (E) Pittsburgh; 26—Dick Niglio (HB) Yale.

- 1965: 1—Jerry Rush (T) Michigan State; 2—Choice to Houston; 3—Jim Whalen (OE) Boston College; 4—Ellis Johnson (HB) SE Louisiana; 5—Corwyn Aldredge (E) NW Louisiana; 6—Justin Canale (G) Mississippi State; 7—Tom Neville (T) Mississippi State; 8—Fred Brown (E) Miami; 9—Bob Malone (T) Louisiana Tech; 10—Choice to Buffalo; 11—John Frechette (T) Boston College; 12—Jim Weatherly (DB) Mississippi; 13—Charlie Green (QB) Wittenberg; 14—Jay Cunningham (HB) Bowling Green; 15—Ted Rodosevitch (G) Cincinnati; 16—George Pyne (T) Olivet; 17—White Graves (DB) LSU; 17a—Dave Lee (OE) Louisiana Tech; 18—Ed Meixler (LB) Boston University; 19—Jim Nance (FB) Syracuse; 20—Fred Fugazzi (FB) Missouri Valley.

RED SHIRT

- 1965: 1—Dave McCormick (T) LSU; 2—Bob Kowlowski (T) Virginia; 3—Bob Cappadonna (FB) Northeastern; 4—Dick Arrington (G) Notre Dame; 5—Dennis Smith (DE) Cincinnati; 6—Billy Ezell (DB) LSU; 7—John Hankinson (QB) Minnesota; 8—Beau Colle (DB) LSU; 9—Charles Brown (T) Tulsa; 10—Dave Hettema (T) New Mexico; 11—Roy Schmidt (G) Long Beach State; 12—Leon Standridge (E) San Diego State.

- 1966: 1—Karl Singer (T) Purdue; 2—Jim Boudreaux (T) Louisiana Tech; 3—Harold Lucas (T) Michigan State; 4—Choice to New York; 5—John Mangum (T) Mississippi Southern; 6—Dan Irby (T) Louisiana Tech; 7—Jim Battles (T) Southern University; 8—Sam Montgomery (DB) Southern; 9—Doug Satcher (LB) Mississippi Southern; 10—Dennis Brewster (T) BYU; 11—Choice to New York; 12—Dick Fugere (LB) Cincinnati; 13—Tom Carr (FB) Bates State; 14—Bob Hall (DB) Brown; 15—Billy Laird (QB) Louisiana Tech; 16—Buddy Owens (G) Michigan State; 17—Dick Capp (DE) Boston College; 18—John Pincavage (E/DB) Virginia; 19—Joe Novogratz (G) Pittsburgh; 20—Paul Soule (HB) Bowdoin.

RED SHIRT

- 1966: 1—Willie Townes (T) Tulsa; 2—Ken Avery (LB) Mississippi Southern; 3—Ed Toner (G) U. Massachusetts; 4—Heath Wingate (T) Bowling Green; 5—Ray Perkins (E) Alabama; 6—Joe Avezzano (G) Florida State; 7—Brent Caston (DB) Mississippi; 8—Tom Schaefer (FB) Chattanooga; 9—Jack White (QB) Penn State; 10—Bob Ellis (HB) Massachusetts; 11—Jay Marion (HB) Wyoming.

- 1967: 1—John Charles (DB) Purdue; 2—Choice to Kansas City; 3—Choice to New York Jets; 4—Ed Philpott (DE) Miami (Ohio); 5—Melvin Witt (DE) Arlington State; 6—Ron Medlen (DE) SMU; 7—Robert Leo (HB) Harvard; 8—Tom Fussell (DT) LSU; 9—Charlie Thornhill (DB) Michigan State; 10—John Runnels (LB) Penn State; 11—Leroy Mitchell (FL) Texas Southern; 12—Dave Davis (T) Harvard; 13—Ray Ilf (LB) Colgate; 14—Bobby Beard (DB) Auburn; 15—Tom Folliard (LB) Mississippi State; 16—Dick Nocera (HB) Southern Connecticut; 17—Bobby Nichols (TE) Boston University.

- 1968: 1—Dennis Byrd (DT) North Carolina State; 2—Tom Funchess (T) Jackson State; 3—Aaron Marsh (FL) Eastern Kentucky; 4—R. C. Gamble (RB) South Carolina State; 5—Jim Smithberger (DB) Notre Dame; 6—Choice to Cincinnati; 7—John Schneider (QB) Toledo; 8—Daryl Johnson (DB) Morgan State; 9—Choice to Houston; 10—John Outlaw (DB) Jackson State; 11—Paul Feldhausen (T) Northern Wisconsin; 12—James Cheyunski (LB) Syracuse; 13—Max Huber (T) Brigham Young; 14—Henry McKay (E) Guilford; 15—Art McMahan (DB) North Carolina State; 16—Charles Fulton (RB) Tennessee; 17—Ed Koontz (LB) Catawba.

- 1969: 1—Ron Sellers (SE) Florida State; 2—Mike Montler (G) Colorado; 3—Carl Garrett (RB) N. M. Highlands; 4—Choice to Denver thru Kansas City; 5—Onree Jackson (QB) Alabama A&M; 6—

Choice to Oakland; 7—Rick Hackley (T) New Mexico State; 8—Bob Gladioux (RB) Notre Dame; 9—Steve Alexakos (G/LB) San Jose State, from Buffalo; 9a—Joe Walker (DE) Albany State; 10—Dennis Devlin (DB) Wyoming; 11—Barry Gallup (SE) Boston College; 12—Richard Lee (DT) Grambling; 13—Joe Leasey (LB) Alcorn A&M; 14—John Cagle (LB) Clemson; 15—Brant Conley RB/P) Tulsa; 16—Jim Vuono (LB) Adams State; 17—George Muse (LB/DB) Grambling.

(Drafted Alternately 4th & 5th)

- 1970: 1—Phil Olsen (DT) Utah State; 2—Choice to Houston; 3—Mike Ballou (LB) UCLA; 4—Eddie Ray (DB) LSU; 5—Choice from Miami, Bob Olson (LB) Notre Dame; 5a—Choice to New York Jets; 6—Choice to Buffalo; 7—Odell Lawson (RB) Langston, Okla.; 8—Choice to New York Jets; 9—Dennis Wirgowski (DE) Purdue; 10—Henry Brown (K/WR) Missouri; 11—Dennis Bramlett (T) Texas-El Paso; 12—Greg Roero (DT) New Mexico Highlands; 13—Ronnie Shelley (DB) Troy State; 14—Garvie Crow (RB/TE) Michigan; 15—Kent Schoolfield (WR) Florida A&M; 16—Otis McDaniel (DE) Tuskegee; 17—Joe Killingsworth (WR) Oklahoma.
- 1971: 1—Jim Plunkett (QB) Stanford; 2—Julius Adams (DT) Texas Southern; 3—Choice to Buffalo thru Oakland; 4—Choice to Denver; 5—Tim Kelly (LB) Notre Dame; 6—David Hardt (TE) Kentucky; 7—Choice to Oakland; 8—Choice to Buffalo; 9—Josh Ashton (RB) Tulsa; 10—Layne McDowell (T) Iowa; 11—Dan Schneiss (TE) Nebraska; 12—John Rodman (T) Northwestern; 13—Lewis Swain (DB) Alabama A&M; 14—Alfred Sykes (WR) Florida A&M; 15—Nick McGarry (TE) Massachusetts; 16—Jim Zikmund (DB) Kearney State; 17—Ronald Leigh (DE) Elizabeth City State.
- 1972: 1—Choice to Minnesota; 1a—Choice to New York Giants from Los Angeles; 2—Choice to Dallas; 2a—Choice from Kansas City, Tom Reynolds (WR) San Diego State; 3—Choice to Dallas; 3a—Choice from Washington thru Los Angeles, Jim White (DE) Colorado State; 4—Choice to Dallas; 5—Choice to Baltimore; 5a—Choice from Oakland, Ron Bolton (DB) Norfolk State; 6—Choice to Atlanta thru New York Giants; 7—Clark Hoss (TE) Oregon State; 7a—Choice from San Diego, John Tarver (RB) Colorado; 8—Steve Beyrle (G) Kansas State; 9—Mike Kelson (T) Arkansas; 10—Mel Caraway (DB) Northeast Oklahoma; 11—Rod Cason (T) Angelo State; 12—Steve Booras (DE) Mesa Jr. College; 13—Sam Elmore (DB) Eastern Michigan; 14—Ed Rideout (WR) Boston College; 15—Joel Klimek (TE) Pittsburgh; 16—Eric Dahl (DB) San Jose State; 17—Junior Ah You (LB) Arizona State.
- 1973: 1a—John Hannah (G) Alabama; 1b—Sam Cunningham (RB) Southern Cal; 1c—Darryl Stingley (WR) Purdue; 3a—Brad Dusek (LB) Texas A & M; 3b—Charles Davis (RB) Alcorn A & M; 4—Allen Gallaher (OT) Southern Cal; 5—Doug Dumler (C) Nebraska; 8—Ike Brown (RB) Western Kentucky; 9—Buster Callaway (OT) Texas A & M; 10—Dan Ruster (DB) Oklahoma; 11—Homer May (TE) Texas A & M; 12—Bruce Barnes (P) UCLA; 13a—Alan Lowry (DB) Texas; 13b—Ray Hamilton (LB) Oklahoma; 15—Condie Pugh (RB) Norfolk State; 16—Mike Kutter (LB) Concordia, Minn.; 17—Eddie McAshan (QB) Georgia Tech.
- 1974: 1—Choice to San Francisco; 2a—Choice from Chicago, Steve Corbett (G) Boston College; 2b—Steve Nelson (LB) North Dakota State; 3—Choice to Chicago thru Washington; 4—Choice to Cincinnati 5a—Andy Johnson (RB) Georgia; 5b—Choice from Washington thru New Orleans, Charles Battle (LB) Grambling; 6a—Choice to Baltimore; 6b—Choice from Philadelphia, Chuck Ramsey (P) Wake Forest; 7a—Choice to Pittsburgh; 7b—Choice from Washington, Maury Damdroger (LB) Nebraska; 8—Choice to Chicago; 9a—Choice from Houston, Ed McCartney (LB) Northeast Oklahoma; 9b—Choice to Washington; 10—Choice to Pittsburgh; 11—Archie Gibson (RB) Utah State; 12—Eddie Foster (OT) Oklahoma; 13—Phil Bennett (RB) Boston College; 14—Cecil Bowens (RB) Kentucky; 15—Sam Hunt (LB) Stephen F. Austin; 16—Lucious Selmon (DT) Oklahoma; 17—Gary Hudson (CB) Boston College.

SCHAEFER STADIUM RECORDS

TEAM RECORDS

- Points Scored: (One team) 41 by New York Jets, 10-15-72.
(Two teams) 71 by Patriots (38) vs. Buffalo (33), 11-14-71.
- Points, one period: (One team) 21 by Patriots vs. Buffalo, 11-14-71.
(Two teams) 34 by Patriots (21) vs. Buffalo (13), 11-14-71.
- Points, one half: (One team) 28 by Patriots vs. Buffalo, 11-14-71.
(Two teams) 48 by Patriots (28) vs. Buffalo (20), 11-14-71.
- Touchdowns: Total, 5 by Patriots vs. Buffalo, 11-14-71.
5 by New York Jets, 10-15-72.
Rushing, 4 by New York Jets, 10-15-72.
4 by Buffalo, 9-16-73.
Passing, 4 by Patriots vs. Buffalo, 11-14-71.
- First Downs: Total, 29 by Miami, 12-3-72.
Rushing, 19 by New York Jets, 10-15-72.
Passing, 14 by Baltimore, 10-3-71.
14 by Patriots vs. Green Bay, 11-18-73.
- Offense: Total, 501 yards by Miami, 12-3-72.
Plays, 73 by Miami, 12-3-72.
- Rushing: Total (net), 360 yds. by Buffalo, 9-16-73.
Plays, 58 by New York Jets, 10-14-73.
- Passing: Total (net), 340 yds. by Patriots vs. Green Bay, 11-18-73.
Total (gross), 348 yds. by Patriots vs. Green Bay, 11-18-73.
Attempts, 36 by Houston, 11-7-71.
36 by Buffalo, 11-14-71.
Complete, 19 by Baltimore, 10-3-71.
- Punting: Most punts, 10 by New York Jet, 10-10-71.
Most yardage, 378 yds. by New York Jets, 10-10-71.
- Penalties: Total number, 11 by Miami, 12-3-72.
11 by Buffalo, 9-16-73.
Yards, 115 by Miami, 12-3-72.
- Return yardage: Total, 272 by Miami, 12-5-71.
Punts, 98 by Buffalo, 11-1-71.
Kickoffs, 245 by Miami, 12-5-71.

INDIVIDUAL RECORDS

- Touchdowns: Total, 3 by Emerson Boozer, N.Y. Jets, 10-15-72.
Rushing, 3 by Emerson Boozer, N.Y. Jets, 10-15-72.
Pass Receptions, 2 by Randy Vataha vs. Miami, 12-5-71.
2 by Charlie Taylor, Washington, 10-1-72.
- Points, Total: 18 by Emerson Boozer, N.Y. Jets, 10-15-72.
- Points by Kicking: 15 by John Leypoldt, Buffalo, 11-14-71.
- Rushing: Net yards, 250 by O.J. Simpson, Buffalo, 9-16-73.
Attempts, 32 by John Riggins, N.Y. Jets, 10-15-72.
Longest, 80 yds. by O.J. Simpson (TD), Buffalo, 9-16-73.
- Passing: Net Yards, 340 by Jim Plunkett vs. Green Bay, 11-18-73.
Attempts, 36 by Dan Pastorini, Houston, 11-7-71.
Complete, 18 by Don Pastorini, Houston, 11-7-71.
18 by Jim Plunkett vs. Baltimore, 11-6-72.
Touchdowns, 4 by Jim Plunkett vs. Buffalo, 11-14-71.
Longest, 80 Plunkett to Garrett (TD) vs. Buffalo, 11-14-71.
- Pass Receiving: Yards, 141 by Charley Taylor, Washington, 10-1-72.
Number, 8 by Charley Taylor, Washington, 10-1-72.
8 by Carl Garrett vs. Baltimore, 11-6-72.
Longest, 80 by Carl Garrett (TD) from Plunkett vs. Buffalo, 11-14-71.
- Punts: Most, 10 by Steve O'Neal, New York Jets, 10-10-71.
Most Yardage, 378 yds., by Steve O'Neal, N.Y. Jets, 10-10-71.
Longest, 64 by Dave Lee, Baltimore, 10-3-71.
- Punt Returns: Most, 6 by Ike Hill, Buffalo, 11-14-71.
Yards, 98 by Ike Hill, Buffalo, 11-14-71.
Longest, 68 by Ike Hill, Buffalo, 11-14-71.
Touchdowns, 1 by Ike Hill, Buffalo, 11-14-71.
1 by Bernie Parrish, Cincinnati, 9-17-72.
- Kickoff Returns: Most, 5 by Mack Herron vs. Miami, 10-28-73.
Yards, 138 by Mack Herron vs. San Diego, 12-2-73.
Longest, 94 by Mercury Morris, Miami, 12-5-71.
Longest (non-scoring): 73 by Bruce Laird, Baltimore, 11-6-72.
Touchdowns, 1 by Mercury Morris, Miami, 12-5-71.
1 by Mack Herron vs. San Diego, 12-2-73.
- Interceptions: Most, 2 by Maurice Tyler, Buffalo, 11-19-72.
2 by Honor Jackson vs. Miami, 12-3-72.

Yards, 53 by Larry Carwell vs. Miami, 12-5-71.
Longest return, 53 by Larry Carwell, vs. Miami, 12-5-71.
Touchdowns, 1 by Mike Lucci, Detroit, 9-26-71.
1 by Larry Carwell, vs. Miami, 12-5-71.
1 by Ken Ellis, Green Bay, 11-18-73.

Field Goals: Most, 4 by John Leyboldt, Buffalo, 11-14-71.

Longest, 50 by Jim O'Brien, Baltimore, 10-3-71.

Point After: Most, 5 by Charlie Gogolak, vs. Buffalo, 11-14-71.

5 by Bob Howfield, N.Y. Jets, 10-15-72.

STADIUM FACTS

LOCATION: Route One,

Foxboro, Mass.

GROUND BREAKING: Sept. 23, 1970

FIRST GAME: Aug. 15, 1971

CONSTRUCTION TIME: 326 days

APPROX. COST: \$6.7 million

FINANCING: Private (Sale of 400,000-plus shares of
stock in Stadium Realty Trust)

BUILDER: Stadium Realty Trust

DESIGNER: David M. Berg

ARCHITECTURAL CONSULTANT: Finch/Heery

GENERAL CONTRACTOR: J. F. White Co.

ELECTRICAL CONTRACTOR: Fischback & Moore Co.

PLUMBING CONTRACTOR: Limbach Co.

STADIUM AREA: 15 acres

STADIUM LENGTH: 700 feet

STADIUM WIDTH: 700 feet

STEEL USED: 660 tons

CONCRETE USED: 15,000 cubic yards

BOWL EXCAVATION: 250,000 cubic yards

EXCAVATION DEPTH: 35 feet

SEATING CAPACITY: 61,279 (Boxes 5,604; Sideline
48,710; End Zone 6,965).

SEAT CONSTRUCTION: Aluminum

NO. OF LEVELS: Three

NO. OF SECTIONS: 91

WIDTH OF SECTION: Avg. 40 feet

REST ROOMS: 12 (640 units)

FOOD LOCATIONS: 20

PARKING SPACES: Cars-16,000; buses-300

PUBLIC ADDRESS SYSTEM: 22 speakers

LIGHTING: Three towers with 324 mercury lamps
(1500 watts per); 200 candle power per sq.
ft. on field.

PLAYING SURFACE: Poly-Turf (75,000 square feet
weighing 600 pounds on asphalt bed and
shock pad)

PRESS BOX: Two tiers, 250 feet from sideline (accomo-
dates 150 on each level)

ADMINISTRATION BUILDING: Three levels of steel
frame structure housing Patriots offices (7600
sq. ft.), private club (9600 sq. ft.), locker
rooms, etc.

SCOREBOARD: 15 ft. x 40 ft. (electrical)

MESSAGE BOARD: 15 ft. x 40 ft. (electrical)

1973 REVIEW

SEPTEMBER 16; AT FOXBORO (ATT. 56,119)

Buffalo	7	3	7	14	—	31
New England	6	0	7	0	—	13

NE — Cunningham, 7 run (kick failed); B — Simpson, 80 run (Leypoldt kick); B — Leypoldt, 48 FG; B — Watkins, 4 run (Leypoldt kick); NE — Herron, 10 run (Bell kick); B — Simpson, 22 run (Leypoldt kick); B — Watkins, 15 run (Leypoldt kick).

SEPTEMBER 23; AT FOXBORO (ATT. 57,918)

Kansas City	0	10	0	0	—	10
New England	0	0	0	7	—	7

KC — Ellison, 1 run (Stenerud kick); KC — Stenerud, 33 FG; NE — Cunningham, 1 run (Bell kick).

SEPTEMBER 30; AT MIAMI (ATT. 80,047)

New England	0	3	13	7	—	23
Miami	0	20	3	21	—	44

M — Yepremian, 40 FG; M — Yepremian, 36 FG; M — Morris, 24 run (Yepremian kick); M — Morris, 70 run (Yepremian kick); NE — Bell, 36 FG; M — Yepremian, 40 FG; NE — Tarver, 2 run (kick blocked); NE — Tarver, 2 run (Bell kick); M — Morris, 35 run (Yepremian kick); M — Warfield, 17 pass from Griese (Yepremian kick); NE — Rucker, 9 pass from Plunkett (Bell kick); M — Buoniconti, 13 fumble return (Yepremian kick).

OCTOBER 7; AT FOXBORO (ATT. 57,044)

Baltimore	3	0	3	10	—	16
New England	3	7	7	7	—	24

NE — J. White, 40 FG; B — Hunt, 38 FG; NE — Tarver, 1 run (J. White kick); B — Hunt, 27 FG; NE — Tarver, 3 run (J. White kick); B — Hunt, 38 FG; NE — Vataha, 46 fumble return (J. White kick); B — Speyrer, 22 pass from Jones (Hunt kick).

OCTOBER 14; AT FOXBORO (ATT. 58,659)

New York	3	0	3	3	—	9
New England	0	0	7	0	—	7

NY — Howfield, 40 FG; NY — Howfield, 39 FG; NE — Foster, fumble recovery in end zone (White kick); NY — Howfield, 22 FG.

OCTOBER 21; AT CHICAGO (ATT. 55,701)

New England	3	3	0	7	—	13
Chicago	0	7	3	0	—	10

NE — White, 32 FG; C — Thomas, 3 pass from Douglass (Roder kick); NE — White, 11 FG; C — Roder, 30 FG; NE — Plunkett, 5 run (White kick).

OCTOBER 28; AT FOXBORO (ATT. 61,279)

Miami	7	6	10	7	—	30
New England	7	7	0	0	—	14

NE — Cunningham, 34 pass from Plunkett (White kick); M — Briscoe, 11 pass from Griese (Yepremian kick); NE — Cunningham, 6 run (White kick); M — Yepremian, 25 FG; M — Yepremian, 37 FG; M — Yepremian, 23 FG; M — Morris, 2 run (Yepremian kick); M — Csonka, 8 run (Yepremian kick).

NOVEMBER 4; AT PHILADELPHIA (ATT. 65,070)

New England	7	3	7	6	—	23
Philadelphia	0	0	21	3	—	24

NE — Stingley, 16 pass from Plunkett (White kick); NE — White, 33 FG; NE — Stingley, 14 pass from Plunkett (White kick); P — Young, 20 pass from Gabriel (Dempsey kick); P — Young, 7 pass from Gabriel (Dempsey kick); P — Wynn, 24 fumble ret. (Dempsey kick); NE — Cunningham, 4 run (kick blocked); P — Dempsey, 12 FG.

NOVEMBER 11; AT NEW YORK (ATT. 60,737)

New England	6	0	0	7	—	13
New York	7	13	3	10	—	33

NE — Windsor, 22 pass from Plunkett (kick failed); NY — Riggins, 1 run (Howfield kick); NY — Boozer, 17 run (Howfield kick); NY — Howfield, 44 FG; NY — Howfield, 22 FG; NY — Howfield, 28 FG; NY — Barkum, 31 pass from Demory (Howfield kick); NE — Windsor, 21 pass from Plunkett (White kick); NY — Howfield, 39 FG.

NOVEMBER 18; AT FOXBORO (ATT. 61,279)

Green Bay	14	3	7	0	—	24
New England	0	9	10	14	—	33

GB — Brockington, 4 run (Marcol kick); GB — P. Williams, 6 run (Marcol kick); NE — White, 19 FG; NE — White, 21 FG; NE — White, 26 FG; GB — Marcol, 33 FG; GB — Ellis, 47 int. ret. (Marcol kick); NE — Windsor, 28 pass from Plunkett (White kick); NE — White, 18 FG; NE — Rucker, 63 pass from Plunkett (White kick); NE — Plunkett, 1 run (White kick).

NOVEMBER 25; AT HOUSTON (ATT. 27,344)

New England	10	14	3	5	—	32
Houston	0	0	0	0	—	0

NE — Windsor, 5 pass from Plunkett (White kick); NE — White, 48 FG; NE — Herron, 1 run (White kick); NE — Rucker, 8 pass from Plunkett (White kick); NE — White, 36 FG; NE — Kiner safety, tackled Pastorini in end zone; NE — White, 46 FG.

DECEMBER 2; AT FOXBORO (ATT. 58,150)

San Diego	0	14	0	0	—	14
New England	3	13	7	7	—	30

NE — White, 11 FG; SD — Rice, 51 fumble return (Partee kick); SD — Holmes, 1 run (Partee kick); NE — Herron, 92 kick off return (kick blocked); NE — Vataha, 14 pass from Plunkett (White kick); NE — Plunkett, 1 run (White kick); NE — Plunkett, 3 run (White kick).

DECEMBER 9; AT BUFFALO (ATT. 75,841)

New England	3	3	7	0	—	13
Buffalo	7	10	17	3	—	37

NE — White, 14 FG; B — Francis, 90 kickoff return (Leypoldt kick); B — Simpson, 6 run (Leypoldt kick); B — Leypoldt, 34 FG; NE — White, 12 FG; B — Chandler, 37 pass from Ferguson (Leypoldt kick); B — Leypoldt, 34 FG; NE — Plunkett, 5 run (White kick); B — Chandler, 6 pass from Ferguson (Leypoldt kick); B — Leypoldt, 19 FG.

DECEMBER 16; AT BALTIMORE (ATT. 52,065)

New England	0	7	6	0	—	13
Baltimore	9	0	0	9	—	18

B — Speyrer, 17 pass from Domres (kick failed); B — Hunt, 16 FG; NE — Vataha, 25 pass from Plunkett (White kick); NE — Herron, 15 pass from Plunkett (kick failed) B — T. Mitchell, 18 pass from Domres (kick failed); B — Hunt, 32 FG.

1973 TEAM STATISTICS

TEAM STATISTICS	PATS	OPP.			
FIRST DOWNS	237	215			
Rushing	97	142			
Passing	122	67			
Penalty	18	6			
Third-Down Efficiency	73/192	69/185			
TOTAL NET YARDS	3843	4188			
Total Offensive Plays	871	832			
Avg. Gain per Play	4.4	5.0			
Avg. Gain per Game	274.5	299.1			
NET YARDS RUSHING	1612	2850			
Total Rushing Plays	454	560			
Avg. Gain per Rush	3.6	5.1			
Avg. Gain Rushing per Game	115.1	203.6			
NET YARDS PASSING	2231	1338			
Lost Attempting to Pass	37/350	32/262			
Gross Yards Passing	2581	1600			
Attempts/Completions	380/195	240/134			
Percent Completed	51.3	55.8			
Had Intercepted	17	13			
Avg. Net Passing per Game	159.4	95.6			
PUNTS/AVERAGE	61/37.7	62/40.5			
PUNT RETURNS/AVERAGE	33/9.8	29/5.3			
KICKOFF RETURNS/AVERAGE	57/24.1	40/24.1			
MISC. RETURNS/YARDS	5/115	10/123			
INTERCEPTIONS/AVG. RET.	13/8.1	17/16.8			
PENALTIES/YARDS	50/550	77/693			
FUMBLES/BALL LOST	51/25	27/18			
TOTAL POINTS	258	300			
Avg. Points per Game	18.4	21.4			
Touchdowns	31	32			
Rushing	15	16			
Passing	13	11			
Returns	3	5			
Field Goals	15/29	26/32			
Conversions	25/30	30/32			
SCORE BY QUARTERS	1	2	3	4	Total
PATRIOTS	48	69	74	67	258
OPPONENTS	57	86	77	80	300

'73 ONE GAME SUPERLATIVES

- Most Points—15, Jeff White vs. Green Bay, 11-18-73
- Most Points Kicking—15, Jeff White vs. Green Bay, 11-18-73
- Most Rushes—19, Josh Ashton at Philadelphia, 11-4-73
- Most Rushing Yards—76, John Tarver vs. San Diego, 12-2-73
- Longest Scoring Run—10, Mack Herron vs. Buffalo, 9-16-73
- Longest Non-Scoring Run—34, Josh Ashton at Miami, 9-30-73
- Most Pass Attempts—41, Jim Plunkett at Buffalo, 12-9-73
- Most Pass Completions—18, Jim Plunkett (twice) at Philadelphia 11-4, vs. Green Bay, 11-18
- Most Passing Yards—348, Plunkett vs. Green Bay, 11-18-73
- Most Pass Receptions—8, Mack Herron at Baltimore, 12-16-73
- Most Rec. Yds.—108, Reggie Rucker vs. Green Bay, 11-18-73.
- Longest Non-Scoring Pass Play—64, Plunkett to Rucker at Buffalo, 12-9-73
- Longest Scoring Pass—63, Plunkett to Rucker vs. Green Bay, 11-18-73
- Longest Field Goal—48, Jeff White vs. San Diego, 12-2-73
- Longest Interception Return—56, Ron Bolton at Philadelphia, 11-14-73
- Longest Punt—53, Bruce Barnes at Chicago, 10-21-73
- Longest Punt Return—54, Mack Herron vs. Baltimore, 10-7-73
- Longest Kickoff Return—92 (TD), Mack Herron vs. San Diego, 12-2-73
- Most Punts—8, Bruce Barnes at New York Jets, 11-11-73
- Most Punting Yards—287, Bruce Barnes at N.Y. Jets, 11-11-73
- Highest Punting Avg.—47.6, Bruce Barnes at Chicago, 10-21-73
- Most Kickoff Returns—5 (twice), Mack Herron vs. Miami, 10-28, at Philadelphia, 11-4
- Most Kickoff Return Yards—157, Mack Herron at Philadelphia, 11-4-73
- Most Touchdowns Rushing—2, John Tarver (twice), at Miami, 9-30 and vs. Baltimore 10-7
- Most TD's Receiving—2, Bob Windsor at New York Jets, 11-11-73
2, Darryl Stingley at Philadelphia, 11-4-73

PATRIOTS ALL-TIME INDIVIDUAL RECORDS

The following records relate to service with the Patriots only.

SERVICE

MOST SEASONS

- 11 Gino Cappelletti, 1960-70
- Jim Hunt, 1960-70
- Houston Antwine, 1961-71

MOST CONSECUTIVE SEASONS

- 11 Gino Cappelletti, 1960-70
- Jim Hunt, 1960-70
- Houston Antwine, 1961-71

MOST GAMES

- 153 Gino Cappelletti, 1960-70
- 147 Jim Hunt, 1960-70
- Len St. Jean, 1964-73

MOST CONSECUTIVE GAMES

- 152 Gino Cappelletti, 1960-70

SCORING

MOST SEASONS LEADING LEAGUE

- 5 Gino Cappelletti, 1961, 63-66

MOST POINTS, LIFETIME

- 1130 Gino Cappelletti, 1960-70
- 276 Jim Nance, 1965-71

MOST POINTS, SEASON

- 155 Gino Cappelletti, 1964 (7-td, 38-xp*, 25-fg)
- 147 Gino Cappelletti, 1961 (8-td, 48-xp, 25-fg)

*includes one two-point conversion

MOST POINTS, GAME

- 28 Gino Cappelletti, vs. Hou., Dec. 18, 1965 (2-td, 4-xp, 4-fg)
- 24 Gino Cappelletti, vs. Buff., Nov. 15, 1964 (3-td, 6-xp*)

*includes one two-point conversion

MOST CONSECUTIVE GAMES SCORING

- 31 Gino Cappelletti, 1966-68
- 27 Gino Cappelletti, 1963-64

TOUCHDOWNS

MOST TOUCHDOWNS, LIFETIME

- 46 Jim Nance, 1965-71
- 42 Gino Cappelletti, 1960-70
- Larry Garron, 1960-68

MOST TOUCHDOWNS, SEASON

- 11 Billy Lott, 1961
- Jim Nance, 1966

MOST TOUCHDOWNS, GAME

- 3 Billy Lott, vs. Buff., Oct. 22, 1961 (3-p)
- Billy Lott, vs. Oak., Dec. 9, 1961 (2-r, 1-p)
- Larry Garron, vs. Oak., Oct. 16, 1964 (1-r, 2-p)
- Gino Cappelletti, vs. Buff., Nov. 15, 1964 (3-p)
- Larry Garron, vs. S.D., Oct. 23, 1966 (1-r, 2-p)
- Jim Whalen, vs. Miami, Oct. 15, 1967 (3-p)

POINTS AFTER TOUCHDOWN (KICKS)

MOST ATTEMPTS, LIFETIME

- 353 Gino Cappelletti, 1960-70
- 42 Charlie Gogolak, 1970-72

MOST ATTEMPTS, SEASON

- 50 Gino Cappelletti, 1961
- 40 Gino Cappelletti, 1962

MOST ATTEMPTS, GAME

- 7 Gino Cappelletti, vs. Buff., Oct. 22, 1961
- 6 Gino Cappelletti, vs. Den., Sept. 16, 1961

MOST MADE, LIFETIME

- 342 Gino Cappelletti, 1960-70
- 42 Charlie Gogolak, 1970-72

MOST MADE, SEASON

- 48 Gino Cappelletti, 1961
- 38 Gino Cappelletti, 1962

MOST MADE, GAME

- 7 Gino Cappelletti, vs. Buff., Oct. 22, 1961
- 6 Gino Cappelletti, vs. Den., Sept. 16, 1961
- Gino Cappelletti, vs. Hou., Nov. 1, 1963

MOST CONSECUTIVE PATS

- 106 Gino Cappelletti, 1963-66

FIELD GOALS

MOST SEASONS LEADING LEAGUE, ATTEMPTS

3 Gino Cappelletti, 1961, 63-64

MOST ATTEMPTS, LIFETIME

333 Gino Cappelletti, 1960-70

36 Charlie Gogolak, 1970-72

MOST ATTEMPTS, SEASON

39 Gino Cappelletti, 1964

38 Gino Cappelletti, 1963

MOST ATTEMPTS, GAME

7 Gino Cappelletti, vs. S.D., Sept. 20, 1964

Gino Cappelletti, vs. Buff., Sept. 24, 1967

Gino Cappelletti, vs. Cin., Nov. 16, 1969

6 Gino Cappelletti, vs. N.Y. Jets, Sept. 27, 1964

Gino Cappelletti, vs. Den., Oct. 4, 1964

Gino Cappelletti, vs. Hou., Dec. 18, 1965

MOST SEASONS LEADING LEAGUE (MADE)

3 Gino Cappelletti, 1961, 63-64

MOST MADE, LIFETIME

176 Gino Cappelletti, 1960-70

20 Charlie Gogolak, 1970-72

MOST MADE, SEASON

25 Gino Cappelletti, 1964

22 Gino Cappelletti, 1963

MOST MADE, GAME

6 Gino Cappelletti, vs. Den., Oct. 4, 1964

4 done 7 times by Gino Cappelletti.

Last: vs. Hou., Dec. 18, 1965

MOST MADE, GAME (NO MISSES)

6 Gino Cappelletti, vs. Den., Oct. 4, 1964

MOST CONSECUTIVE GAMES MADE

11 Gino Cappelletti, 1963-64

LONGEST FIELD GOAL

53 Gino Cappelletti, vs. N.Y. Jets, Nov. 28, 1965

51 Gino Cappelletti, vs. Den., Nov. 20, 1964

Charlie Gogolak, vs. Miami, Oct. 17, 1971

MISCELLANEOUS SCORING

FIELD GOAL RETURN FOR TD

91 Ron Burton, vs. Den., Nov. 11, 1962 (TD)

BLOCKED FIELD GOAL RETURN

45 Larry Carwell, vs. Cinci., Sept. 17, 1971 (TD)

BLOCKED PUNT FOR TD

0 Leroy Moore vs. Oakland, Nov. 17, 1961

20 Don Webb vs. San Diego, Dec. 17, 1961

RUSHING

ATTEMPTS

MOST SEASONS LEADING LEAGUE, ATTEMPTS

3 Jim Nance, 1966-67, 69

MOST ATTEMPTS, LIFETIME

1323 Jim Nance, 1965-71

759 Larry Garron, 1960-68

MOST ATTEMPTS, SEASON

299 Jim Nance, 1966

269 Jim Nance, 1967

MOST ATTEMPTS, GAME

38 Jim Nance, vs. Oak., Oct. 30, 1966 (208 yards)

34 Jim Nance, vs. Buff., Sept. 24, 1967 (185 yards)

RUSHING YARDAGE

MOST SEASONS LEADING LEAGUE, YARDAGE

2 Jim Nance, 1966-67

MOST YARDS GAINED, LIFETIME

5323 Jim Nance, 1965-71

2981 Larry Garron, 1960-68

MOST YARDS GAINED, SEASON

1458 Jim Nance, 1966

1216 Jim Nance, 1967

MOST YARDS GAINED (GAME)

208 Jim Nance, vs. Oak., Oct. 30, 1966 (38 att)

185 Jim Nance, vs. Buff., Sept. 24, 1967 (34 att)

LONGEST

85 Larry Garron, vs. Buff., Oct. 22, 1961 (td)

80 Carl Garrett, vs. Miami, Nov. 9, 1969 (td)

AVERAGE GAIN RUSHING

HIGHEST AVG. GAIN, LIFETIME (450 ATTS)

4.02 Jim Nance, 1965-71 (1,323-5,323)

3.93 Larry Garron, 1960-68 (759-2,981)

HIGHEST AVG. GAIN, SEASON (100 ATTS)

5.04 Carl Garrett, 1969 (137-691)

4.88 Jim Nance, 1966 (299-1,458)

HIGHEST AVG. GAIN, GAME (10 ATTS)

11.60 Larry Garron, vs. Buff., Oct. 22, 1961 (10-116)

10.77 Larry Garron, vs. Oak., Oct. 26, 1962 (13-140)

RUSHING TOUCHDOWNS**MOST SEASONS LEADING LEAGUE**

1 Jim Nance, 1966

MOST TOUCHDOWNS, LIFETIME

45 Jim Nance, 1965-71

15 Vito (Babe) Parilli, 1961-67

15 Carl Garrett, 1969-72

MOST TOUCHDOWNS, SEASON

11 Jim Nance, 1966

7 Jim Nance, 1967

Jim Nance, 1970

MOST TOUCHDOWNS, GAME

2 by many players.

Last: Jim Plunkett vs. San Diego, Dec. 2, 1973

John Tarver vs. Miami, Sept. 30, 1973

John Tarver vs. Baltimore, Oct. 7, 1973

PASSING ATTEMPTS**MOST ATTEMPTS, LIFETIME**

2413 Vito (Babe) Parilli, 1961-67

1059 Jim Plunkett, 1971-73

MOST ATTEMPTS, SEASON

473 Vito (Babe) Parilli, 1964

426 Vito (Babe) Parilli, 1965

MOST ATTEMPTS, GAME

50 Vito (Babe) Parilli, vs. N.Y. Jets, Nov. 14, 1965

48 Tom Sherman, vs. K.C., Nov. 17, 1968

COMPLETIONS**MOST COMPLETIONS, LIFETIME**

1140 Vito (Babe) Parilli, 1961-67

520 Jim Plunkett, 1971-73

MOST COMPLETIONS, SEASON

228 Vito (Babe) Parilli, 1964

193 Jim Plunkett, 1973

MOST COMPLETIONS, GAME

25 Ed (Butch) Songin, vs. Dall. Texans, Nov. 18, 1960

Vito (Babe) Parilli, vs. K.C., Nov. 17, 1963

Vito (Babe) Parilli, vs. Oak., Oct. 16, 1964

22 Vito (Babe) Parilli, vs. N.Y. Jets, Nov. 14, 1965

PASSING EFFICIENCY (Pct.)**MOST SEASONS LEADING LEAGUE**

1 Vito (Babe) Parilli, 1961

HIGHEST EFFICIENCY, LIFETIME (500 ATTEMPTS)

.4910 Jim Plunkett, 1971-73

.4724 Vito (Babe) Parilli, 1961-67

HIGHEST EFFICIENCY, SEASON (QUALIFIERS)

.553 Vito (Babe) Parilli, 1962

.525 Vito (Babe) Parilli, 1961

HIGHEST EFFICIENCY, GAME (20 ATTEMPTS)

.800 Vito (Babe) Parilli, vs. Miami, Oct. 15, 1967 (20-16)

.714 Ed (Butch) Songin, vs. Dall. Texans, Nov. 18, 1960 (35-25)

PASSING YARDAGE**MOST SEASONS LEADING LEAGUE**

1 Vito (Babe) Parilli, 1964

MOST YARDS, LIFETIME

16,747 Vito (Babe) Parilli, 1961-67

6,904 Jim Plunkett, 1971-73

MOST YARDS, SEASON

3,465 Vito (Babe) Parilli, 1964

2,721 Vito (Babe) Parilli, 1966

MOST YARDS, GAME

422 Vito (Babe) Parilli, vs. Oak., Oct. 16, 1964

379 Vito (Babe) Parilli, vs. N.Y. Jets, Dec. 17, 1966

LONGEST COMPLETION

88 Jim Plunkett, vs. Balt., Dec. 19, 1971 (to Randy Vataha-td)

87 Tom Sherman, vs. N.Y. Jets, Oct. 27, 1968 (to Jim Whalen-td)

TOUCHDOWNS (Passing)

MOST SEASONS LEADING LEAGUE

1 Vito (Babe) Parilli, 1964

MOST TOUCHDOWNS, LIFETIME

132 Vito (Babe) Parilli, 1961-67

40 Jim Plunkett, 1971-73

MOST TOUCHDOWNS, SEASON

31 Vito (Babe) Parilli, 1964

22 Ed (Butch) Songin, 1960

MOST TOUCHDOWNS, GAME

5 Vito (Babe) Parilli, vs. Buff., Nov. 15, 1964

Vito (Babe) Parilli, vs. Miami, Oct. 15, 1967

4 Ed (Butch) Songin, vs. Den., Sept. 16, 1961

Vito (Babe) Parilli, vs. Oak., Oct. 16, 1964

Jim Plunkett, vs. Buff., Nov. 14, 1971

HAD INTERCEPTED

MOST SEASONS LEADING LEAGUE (FEWEST)

2 Vito (Babe) Parilli, 1961 (tied) -62

1 Ed (Butch) Songin, 1961 (tied)

MOST SEASONS LEADING LEAGUE (MOST)

1 Vito (Babe) Parilli, 1964 (tied)

FEWEST HAD INTERCEPTED, LIFETIME (500 ATTEMPTS)

24 Ed (Butch) Songin, 1960-61

36 Myron (Mike) Taliaferro, 1968-71

MOST HAD INTERCEPTED, LIFETIME

138 Vito (Babe) Parilli, 1961-67

FEWEST HAD INTERCEPTED, SEASON (QUALIFIERS)

8 Vito (Babe) Parilli, 1962 (253 att)

9 Vito (Babe) Parilli, 1961 (198 att)

Ed (Butch) Songin, 1961 (212 att)

MOST HAD INTERCEPTED, SEASON

27 Vito (Babe) Parilli, 1964

26 Vito (Babe) Parilli, 1965

FEWEST HAD INTERCEPTED, GAME (MOST ATTEMPTS)

0 Ed (Butch) Songin, vs. Hou., Dec. 18, 1960 (43 att)

Myron (Mike) Taliaferro, vs. Balt., Oct. 4, 1970 (38 att)

MOST HAD INTERCEPTED, GAME

6 Vito (Babe) Parilli, vs. Den., Sept. 3, 1967

5 Vito (Babe) Parilli, vs. N.Y. Jets, Oct. 31, 1964

Vito (Babe) Parilli, vs. Buff., Sept. 11, 1965

Myron (Mike) Taliaferro, vs. N.Y. Jets, Oct. 27, 1968

MOST CONSECUTIVE ATTEMPTS, NONE INTERCEPTED

128 Ed (Butch) Songin, 1960-61

105 Ed (Butch) Songin, 1960

LOWEST PERCENTAGE OF INTERCEPTIONS, SEASON

3.2 Vito (Babe) Parilli, 1962 (8-253)

3.8 Ed (Butch) Songin, 1960 (15-392)

PASS RECEPTIONS

MOST RECEPTIONS, LIFETIME

292 Gino Cappelletti, 1960-70

283 Jim Colclough, 1960-68

MOST RECEPTIONS, SEASON

53 Reggie Rucker, 1973

51 Art Graham, 1966

Randy Vataha, 1971

MOST RECEPTIONS, GAME

11 Art Graham, vs. K.C., Nov. 20, 1966 (134 yards)

10 Tony Romeo, vs. K.C., Nov. 17, 1963 (149 yards)

MOST CONSECUTIVE GAMES, RECEPTIONS

42 Jim Colclough, 1960-63

27 Gino Cappelletti, 1961-63

RECEPTION YARDAGE

MOST YARDS, LIFETIME

5,001 Jim Colclough, 1960-68

4,589 Gino Cappelletti, 1960-70

MOST YARDS, SEASON

872 Randy Vataha, 1971

868 Jim Colclough, 1962

MOST YARDS, GAME

167 Art Graham, vs. Hou., Nov. 6, 1964 (8)

158 Ron Sellers, vs. Hou., Dec. 14, 1969 (3)

LONGEST RECEPTION

88 Randy Vataha, vs. Balt., Dec. 19, 1971 (from Jim Plunkett-td)

87 Jim Whalen, vs. N.Y. Jets, Oct. 27, 1968 (from Tom Sherman-td)

AVERAGE GAIN

HIGHEST AVG. GAIN, LIFETIME (175 MIN.)

- 17.7 Jim Colclough, 1960-68 (283-5,001)
- 15.7 Gino Cappelletti, 1960-70 (292-4,589)

HIGHEST AVG. GAIN, SEASON (35 MIN.)

- 21.7 Jim Colclough, 1962 (40-868)
- 18.4 Gino Cappelletti, 1965 (37-680)

HIGHEST AVG. GAIN, GAME (4 MIN.)

- 35.5 Jim Colclough, vs. N.Y. Jets, Oct. 6, 1962 (4-142)
- 35.0 Aaron Marsh, vs. N.Y. Jets, Sept. 22, 1968 (4-140)

TOUCHDOWNS RECEIVING

MOST TOUCHDOWNS, LIFETIME

- 42 Gino Cappelletti, 1960-70
- 39 Jim Colclough, 1960-68

MOST TOUCHDOWNS, SEASON

- 10 Jim Colclough, 1962
- 9 Jim Colclough, 1960-61
- Gino Cappelletti, 1965
- Randy Vataha, 1971

MOST TOUCHDOWNS, GAME

- 3 Billy Lott, vs. Buff., Oct. 22, 1961
- Gino Cappelletti, vs. Buff., Nov. 15, 1964
- Jim Whalen, vs. Mia., Oct. 15, 1967

INTERCEPTIONS BY

MOST INTERCEPTIONS, LIFETIME

- 27 Ron Hall, 1961-67
- 24 Nick Buoniconti, 1962-68

MOST INTERCEPTIONS, SEASON

- 11 Ron Hall, 1964
- 8 Bob Suci, 1963

MOST INTERCEPTIONS, GAME

- 3 Gino Cappelletti, vs. Oak., Oct. 16, 1960
- Ross O'Hanley, vs. Hou., Nov. 18, 1962
- Ron Hall, vs. S.D., Sept. 20, 1964
- Nick Buoniconti, vs. Buff., Oct. 20, 1968

MOST CONSECUTIVE GAMES

- 3 Fred Bruney, 1962
- Don Webb, 1964
- Ron Hall, 1966
- Tom Hennessey, 1966
- Leroy Mitchell, 1968
- Honor Jackson, 1972
- Ron Bolton, 1973

INTERCEPTION YARDAGE

MOST YEARS LEADING LEAGUE

- 1 Bob Suci, 1963

MOST YARDS, LIFETIME

- 476 Ron Hall, 1961-67
- 366 Don Webb, 1961-62, 64-71

MOST YARDS, SEASON

- 277 Bob Suci, 1963
- 159 Ron Hall, 1966

MOST YARDS, GAME

- 110 Bob Suci, vs. Hou., Nov. 1, 1963 (2)
- 87 Ron Hall, vs. Den., Sept. 18, 1966 (1)

LONGEST RETURN

- 98 Bob Suci, vs. Hou., Nov. 1, 1963 (TD)
- 87 Ron Hall, vs. Den., Sept. 18, 1966

INTERCEPTION TOUCHDOWNS

MOST TOUCHDOWNS, LIFETIME

- 2 John Charles, 1967-69
- Bob Suci, 1963
- Don Webb, 1961-62, 64-71

MOST TOUCHDOWNS, SEASON

- 2 Don Webb, 1961
- Bob Suci, 1963

MOST TOUCHDOWNS, GAME

- 1 by many players.
- Last: John Outlaw, vs. Balt., Dec. 19, 1971

PUNTING

PUNTS

MOST PUNTS, LIFETIME

- 377 Tom Yewcic, 1961-67
- 243 Tom Janik, 1969-71

MOST PUNTS, SEASON

87 Tom Janik, 1971
86 Tom Janik, 1970

MOST PUNTS, GAME

11 Jim Fraser, vs. N.Y. Jets, Oct. 2, 1966
10 Tom Greene, vs. Hou., Dec. 18, 1960
Tom Yewcic, vs. Buff., Dec. 1, 1963
Tom Yewcic, vs. Buff., Nov. 15, 1964
Bob Scarpitto, vs. Oak., Oct. 6, 1968

PUNTING YARDAGE**MOST YARDS, LIFETIME**

14,553 Tom Yewcic, 1961-67
9,516 Tom Janik, 1969-71

MOST YARDS, SEASON

3,364 Tom Janik, 1970
3,249 Tom Janik, 1971

MOST YARDS, GAME

436 Bob Scarpitto, vs. Oak., Oct. 6, 1968 (10)
417 Tom Yewcic, vs. Buff., Nov. 15, 1964 (10)

LONGEST PUNT

87 Bob Scarpitto, vs. Den., Sept. 29, 1968
68 Jim Fraser, vs. Den., Sept. 18, 1966

AVERAGE YARDAGE**HIGHEST AVERAGE, LIFETIME (100 PUNTS)**

40.0 Terry Swanson, 1967-68 (127)
39.2 Tom Janik, 1969-71 (243)

HIGHEST AVERAGE, SEASON (QUALIFIERS)

41.5 Tom Janik, 1969
40.7 Tom Yewcic, 1965

HIGHEST AVERAGE, GAME (4 PUNTS)

50.8 Terry Swanson, vs. Cin., Dec. 1, 1968 (4)
48.8 Tom Yewcic, vs. Den., Sept. 29, 1963 (4)

PUNT RETURNS**MOST SEASONS LEADING LEAGUE (RETURNS)**

1 Fred Bruney, 1961
Ron Burton, 1962

MOST PUNT RETURNS, LIFETIME

56 Ron Burton, 1960-65
43 Carl Garrett, 1969-72

MOST PUNT RETURNS, SEASON

27 Mack Herron, 1973
25 Bob Suci, 1963

MOST PUNT RETURNS, GAME

6 Fred Bruney, vs. Buff., Sept. 23, 1961
Ron Burton, vs. Oak., Sept. 13, 1964
5 Ron Burton, vs. S.D., Dec. 17, 1961
Billy Johnson, vs. K.C., Nov. 17, 1968

PUNT RETURN YARDAGE**MOST YARDS, LIFETIME**

487 Carl Garrett, 1969-72
389 Ron Burton, 1960-65

MOST YARDS, SEASON

282 Mack Herron, 1973
233 Bob Suci, 1963

MOST YARDS, GAME

126 Billy Johnson, vs. Hou., Nov. 5, 1967
80 Mack Herron, vs. Balt., Oct. 7, 1973

LONGEST PUNT RETURN

62 Ron Burton, vs. Hou., Nov. 12, 1961
Carl Garrett, vs. N.Y. Jets, Sept. 27, 1970
54 Mack Herron, vs. Balt., Oct. 7, 1973

AVERAGE YARDAGE**HIGHEST AVERAGE RETURN, LIFETIME (20 RETURNS)**

11.3 Carl Garrett, 1969-72 (43-487)
10.8 Mack Herron, 1973 (27-282)

HIGHEST AVERAGE RETURN, SEASON (QUALIFIERS)

10.8 Mack Herron, 1973
9.9 Carl Garrett, 1970

HIGHEST AVERAGE RETURN, GAME (3 RETURNS)

26.7 Mack Herron, vs. Balt., Oct. 7, 1973 (3)
15.3 Bob Suci, vs. Den., Oct. 18, 1963 (3)

TOUCHDOWNS ON PUNT RETURNS

None

KICKOFF RETURNS

MOST KICKOFF RETURNS, LIFETIME

92 Carl Garrett, 1969-72

89 Larry Garron, 1960-68

MOST KICKOFF RETURNS, SEASON

41 Mack Herron, 1973

36 Willie Porter, 1968

MOST KICKOFF RETURNS, GAME

8 Willie Porter, vs. N.Y. Jets, Sept. 22, 1968

6 by many players.

Last: Carl Garrett, vs. Dall. Cowboys, Oct. 24, 1971

KO RETURN YARDAGE

MOST YARDS, LIFETIME

2,299 Larry Garron, 1960-68

2,251 Carl Garrett, 1969-1972

MOST YARDS, SEASON

1,092 Mack Herron, 1973

812 Willie Porter, 1968

MOST YARDS, GAME

175 Carl Garrett, vs. Buff., Oct. 11, 1969

173 Larry Garron, vs. Buff., Nov. 3, 1962

Willie Porter, vs. N.Y. Jets, Sept. 22, 1968

LONGEST KICKOFF RETURN

95 Larry Garron, vs. Buff., Nov. 3, 1962 (TD)

92 Mack Herron, vs. S.D., Dec. 2, 1973 (TD)

91 Ron Burton, vs. Dall. Texans, Nov. 3, 1961 (TD)

AVERAGE YARDAGE

HIGHEST AVERAGE RETURN, LIFETIME (20 RETURNS)

26.6 Mack Herron, 1973 (41-1,092)

25.8 Larry Garron, 1960-68, (89-2,299)

HIGHEST AVERAGE RETURN, SEASON (QUALIFIERS)

28.6 Larry Garron, 1962

28.3 Carl Garrett, 1969

HIGHEST AVERAGE RETURN, GAME (3 RETURNS)

49.3 Ron Burton, vs. Dall. Texans, Nov. 3, 1961 (3)

46.0 Mack Herron, vs. S.D., Dec. 2, 1973 (3)

TOUCHDOWNS (Kickoff Returns)

MOST TOUCHDOWNS, LIFETIME

2 Larry Garron, 1960-68

1 Ron Burton, 1960-65

Mack Herron, 1973

MOST TOUCHDOWNS, SEASON

1 Ron Burton, 1961

Larry Garron, 1961

Larry Garron, 1962

Mack Herron, 1973

MOST TOUCHDOWNS, GAME

1 Larry Garron, vs. Hou., Oct. 13, 1961 (89 yards)

Ron Burton, vs. Dall. Texans, Nov. 3, 1961 (91 yards)

Larry Garron, vs. Buff., Nov. 3, 1962 (95 yards)

Mack Herron, vs. S.D., Dec. 2, 1973 (92 yards)

FUMBLES

MOST FUMBLES, LIFETIME

42 Vito (Babe) Parilli, 1961-67

37 Larry Garron, 1960-68

MOST FUMBLES, SEASON

10 Jim Nance, 1967

Sam Cunningham, 1973

9 Dick Christy, 1960

Larry Garron, 1964

MOST FUMBLES, GAME

4 Vito (Babe) Parilli, vs. Den., Nov. 6, 1966

3 Tom Yewcic, vs. Oak., Dec. 16, 1962

Tom Yewcic, vs. N.Y. Jets, Oct. 5, 1963

OWN RECOVERIES

MOST RECOVERED, LIFETIME

19 Vito (Babe) Parilli, 1961-67

12 Larry Garron, 1960-68

MOST RECOVERED, SEASON

- 6 Vito (Babe) Parilli, 1963
- 5 Vito (Babe) Parilli, 1964

MOST RECOVERED, GAME

- 2 Larry Garron, vs. Den., Sept. 21, 1962
- Vito (Babe) Parilli, vs. S.D., Sept. 14, 1963
- Vito (Babe) Parilli, vs. K.C., Oct. 23, 1964
- Mack Herron, vs. Miami, Oct. 28, 1973

OPPONENTS' RECOVERIES**MOST RECOVERED, LIFETIME**

- 15 Jim Hunt, 1960-70
- 13 Bob Dee, 1960-67

MOST RECOVERED, SEASON

- 5 Bob Dee, 1961
- 4 Jack Rudolph, 1960
- Larry Eisenhauer, 1964

MOST RECOVERED, GAME

- 2 Jack Rudolph, vs. L.A. Chargers, Oct. 8, 1960
- Hal Smith, vs. Den., Oct. 23, 1960
- Bob Dee, vs. Buff., Oct. 22, 1961
- Ross O'Hanley, vs. Den., Sept. 21, 1962
- Larry Eisenhauer, vs. K.C., Oct. 23, 1964
- Ed Philpott, vs. Oak., Oct. 22, 1967
- Ray Jacobs, vs. N.Y. Jets, Oct. 26, 1969
- Clarence Scott, vs. Minn., Dec. 13, 1970
- Rickie Harris vs. Buffalo, Nov. 19, 1972

FUMBLE RETURN YARDAGE**MOST YARDS, LIFETIME**

- 82 Don Webb, 1961-62, 64-71
- 67 Jim Hunt, 1960-70

MOST YARDS, SEASON

- 52 Chuck Shonta, 1960
- 51 Jim Hunt, 1968

MOST YARDS, GAME

- 52 Chuck Shonta, vs. N.Y. Titans, Sept. 17, 1960 (1-opp)
- 51 Jim Hunt, vs. Hou., Dec. 15, 1968 (1-opp)

LONGEST RETURN

- 52 Chuck Shonta, vs. N.Y. Titans, Sept. 17, 1960 (TD)
- 51 Jim Hunt, vs. Hou., Dec. 15, 1968

TOUCHDOWNS (On Fumbles)**OWN FUMBLES RECOVERED FOR TD**

- Vito (Babe) Parilli, vs. Dall. Texans, Nov. 3, 1961 (0 yards)
- Randy Vataha, vs. Balt., Oct. 7, 1973 (46 yards)
- Will Foster, vs. N.Y. Jets, Oct. 14, 1973 (0 yards)

OPPONENTS' FUMBLES RECOVERED FOR TD

- Chuck Shonta, vs. N.Y. Titans, Sept. 17, 1960 (52 yards)
- Tom Stephens, vs. S.D., Oct. 7, 1961 (10 yards)
- Don Webb, vs. Dall. Texans, Oct. 29, 1961 (49 yards)
- Nick Buoniconti, vs. Hou., Dec. 8, 1963 (7 yards)
- Jim Hunt vs. Denver, Nov. 6, 1966 (5 yds.)
- Ed Philpott, vs. N.Y. Jets, Sept. 22, 1968 (10 yards)
- Daryl Johnson, vs. Hou., Nov. 2, 1969 (32 yards)

PATRIOTS ALL-TIME TEAM RECORDS

OFFENSE**SCORING****MOST POINTS, SEASON**

- 413 1961
- 365 1964

FEWEST POINTS, SEASON

- 149 1970
- 229 1968

MOST POINTS, GAME

- 52 Buffalo, Oct. 22, 1961
- 46 Houston, Dec. 8, 1963

FEWEST POINTS, GAME

0 10 times

Last: Baltimore, Nov. 26, 1972

MOST POINTS, EACH QUARTER

1st: 19 Cincinnati, Nov. 16, 1969

2nd: 24 Cincinnati, Dec. 1, 1968

3rd: 22 Dallas, Nov. 18, 1960

4th: 22 Oakland, Oct. 16, 1964

MOST CONSECUTIVE GAMES, SCORING

42 1963 (Sept. 8) through 1965 (Dec. 18)

MOST TOUCHDOWNS, SEASON

52 1961

41 1962, 1964

FEWEST TOUCHDOWNS, SEASON

18 1970

26 1968

MOST TOUCHDOWNS, GAME

7 Buffalo, Oct. 22, 1961

6 Many times.

MOST POINTS AFTER TOUCHDOWN, SEASON

48 1961

38 1962

FEWEST POINTS AFTER TOUCHDOWN, SEASON

17 1970

26 1968

MOST POINTS AFTER TOUCHDOWN, GAME

7 Buffalo, Oct. 22, 1961

6 Many times.

MOST FIELD GOALS ATTEMPTED, SEASON

39 1964

38 1963

FEWEST FIELD GOALS ATTEMPTED, SEASON

16 1972

21 1971

MOST FIELD GOALS ATTEMPTED, GAME

7 San Diego, Sept. 20, 1964

Buffalo, Sept. 24, 1967

Cincinnati, Nov. 16, 1969

6 New York Jets, Sept. 27, 1964

Denver, Oct. 4, 1964

Houston, Dec. 18, 1965

MOST FIELD GOALS MADE, SEASON

25 1964

22 1963

FEWEST FIELD GOALS MADE, SEASON

8 1960, 1970, 1972

12 1971

MOST FIELD GOALS MADE, GAME

6 Denver, Oct. 4, 1964

4 Many times.

Last: Jeff White, vs. Green Bay, Nov. 18, 1973

FIRST DOWNS**MOST FIRST DOWNS, SEASON**

243 1966

238 1961

FEWEST FIRST DOWNS, SEASON

166 1969

181 1968

MOST FIRST DOWNS, GAME

31 Houston, Dec. 11, 1966

29 Oakland, Dec. 9, 1961

MOST FIRST DOWNS, RUSHING, SEASON

100 1962, 1966

97 1973

FEWEST FIRST DOWNS, RUSHING, SEASON

55 1965

63 1970

MOST FIRST DOWNS, RUSHING, GAME

17 Oakland, Dec. 9, 1961

14 Denver, Nov. 11, 1962

MOST FIRST DOWNS, PASSING, SEASON

144 1964

130 1965

FEWEST FIRST DOWNS, PASSING, SEASON

87 1969

94 1968, 1971

MOST FIRST DOWNS, PASSING, GAME

20 Oakland, Oct. 16, 1964

16 Kansas City, Nov. 17, 1963

MOST FIRST DOWNS, PENALTY, SEASON

29 1965

25 1961

FEWEST FIRST DOWNS, PENALTY, SEASON

11 1971
15 1969

MOST FIRST DOWNS, PENALTY, GAME

7 Houston, Sept. 19, 1965
5 Miami, Dec. 17, 1967
Baltimore, Oct. 7, 1973

TOTAL OFFENSE*(Net Yards Rushing and Passing)***MOST NET YARDS GAINED, SEASON**

4,736 1962
4,536 1966

FEWEST NET YARDS GAINED, SEASON

2,626 1970
3,127 1968

MOST NET YARDS GAINED, GAME

470 Miami, Dec. 17, 1967
457 Houston, Dec. 11, 1966

RUSHING OFFENSE**MOST ATTEMPTS, SEASON**

471 1966
454 1973

FEWEST ATTEMPTS, SEASON

334 1970
363 1960

MOST ATTEMPTS, GAME

55 Oakland, Oct. 30, 1966
49 Houston, Nov. 5, 1967

MOST YARDS, SEASON

1,970 1962
1,963 1966

FEWEST YARDS, SEASON

1,040 1970
1,117 1965

MOST YARDS, GAME

281 Oakland, Oct. 30, 1966
253 Oakland, Oct. 26, 1962

MOST TOUCHDOWNS, SEASON

17 1966
16 1963

FEWEST TOUCHDOWNS, SEASON

7 1971
8 1965, 1968

MOST TOUCHDOWNS, GAME

4 New York Jets, Sept. 8, 1963
3 Many times.
Last: Houston, Nov. 7, 1971

FORWARD PASSING OFFENSE**MOST ATTEMPTS, SEASON**

476 1964
475 1960

FEWEST ATTEMPTS, SEASON

330 1971
338 1969

MOST ATTEMPTS, GAME

50 Houston, Sept. 19, 1965
New York Jets, Nov. 14, 1965

MOST COMPLETIONS, SEASON

229 1964
223 1960

FEWEST COMPLETIONS, SEASON

159 1971
160 1968

MOST COMPLETIONS, GAME

27 Dallas, Nov. 18, 1960
26 Kansas City, Nov. 17, 1963

MOST NET YARDS GAINED, SEASON

3,166 1964
2,766 1962

FEWEST NET YARDS GAINED, SEASON

1,586 1970
1,765 1968

MOST NET YARDS GAINED, GAME

405 Oakland, Oct. 16, 1964
366 Kansas City, Nov. 17, 1963

MOST TOUCHDOWNS, SEASON

31 1964
29 1961

FEWEST TOUCHDOWNS, SEASON

7 1970

13 1973

MOST TOUCHDOWNS, GAME

5 Many times.

Last: Buffalo, Nov. 15, 1964

4 Many times.

Last: Cleveland, Nov. 21, 1971

MOST HAD INTERCEPTED, SEASON

33 1968

32 1967

FEWEST HAD INTERCEPTED, SEASON

13 1962

16 1971

MOST HAD INTERCEPTED, GAME

6 Denver, Sept. 3, 1967

Buffalo, Dec. 9, 1967

Kansas City, Oct. 11, 1970

5 Seven times

Last: New York Jets, Oct. 27, 1968

PUNTING**MOST PUNTS, SEASON**

96 1968

87 1971

FEWEST PUNTS, SEASON

61 1973

64 1961

MOST PUNTS, GAME

11 New York Jets, Oct. 2, 1966

10 Houston, Dec. 18, 1960

Buffalo, Dec. 1, 1963; Nov. 15, 1964

Oakland, Oct. 6, 1968

MOST YARDS, SEASON

3,831 1968

3,364 1970

FEWEST YARDS, SEASON

2,297 1973

2,406 1961

MOST YARDS, GAME

436 Oakland, Oct. 6, 1968

417 Buffalo, Nov. 15, 1964

HIGHEST AVG., SEASON

41.5 1969

40.5 1967

LOWEST AVG., SEASON

35.8 1960

36.5 1966

HIGHEST AVG., GAME

50.8 Cincinnati, Dec. 1, 1968

48.8 Denver, Sept. 29, 1963

PUNT RETURNS**MOST RETURNS, SEASON**

43 1967

40 1963

FEWEST RETURNS, SEASON

16 1972

23 1969

MOST RETURNS, GAME

7 Houston, Nov. 5, 1967

6 San Diego, Dec. 17, 1961

Oakland, Sept. 22, 1963

Denver, Oct. 18, 1963

Oakland, Sept. 13, 1964

Kansas City, Nov. 17, 1968

New York Jets, Oct. 10, 1971

MOST YARDS, SEASON

412 1967

373 1963

FEWEST YARDS, SEASON

37 1972

138 1962

MOST YARDS, GAME

137 Houston, Nov. 5, 1967

85 Baltimore, Oct. 7, 1973

HIGHEST AVG., SEASON

9.8 1973

9.6 1967

LOWEST AVG., SEASON

2.3 1972

5.3 1962, 1968

MOST TOUCHDOWNS, SEASON

None

MOST TOUCHDOWNS, GAME

None

KICKOFF RETURNS**MOST RETURNS, SEASON**

73 1967

71 1968

FEWEST RETURNS, SEASON

49 1961

50 1963

MOST RETURNS, GAME

10 Buffalo, Dec. 9, 1967

9 Oakland, Oct. 16, 1964

New York Jets, Sept. 22, 1968

Dallas, Oct. 24, 1971

MOST YARDS, SEASON

1,442 1968

1,436 1967

FEWEST YARDS, SEASON

1,095 1963

1,136 1961

MOST YARDS, GAME

245 Dallas, Oct. 24, 1971

226 Houston, Dec. 18, 1960

HIGHEST AVG., SEASON

24.1 1973

23.7 1960

LOWEST AVG., SEASON

19.7 1967

19.8 1965

MOST TOUCHDOWNS, SEASON

2 1961

1 1962, 1973

MOST TOUCHDOWNS, GAME

1 Houston, Oct. 13, 1961

Dallas, Nov. 3, 1961

Buffalo, Nov. 3, 1962

San Diego, Dec. 2, 1973

PENALTIES**MOST PENALTIES, SEASON**

88 1970

77 1969

FEWEST PENALTIES, SEASON

50 1973

52 1962

MOST PENALTIES, GAME

11 Oakland, Oct. 6, 1968

10 New York Jets, Oct. 27, 1968

MOST YARDS, SEASON

849 1970

837 1969

FEWEST YARDS, SEASON

456 1962

467 1964

MOST YARDS, GAME

114 New York Titans, Sept. 17, 1960

111 New York Jets, Oct. 27, 1968

FUMBLES**MOST FUMBLES, SEASON**

51 1973

37 1962, 1967

FEWEST FUMBLES, SEASON

15 1969

18 1970

MOST FUMBLES, GAME

8 Baltimore, Oct. 7, 1973

6 Oakland, Oct. 16, 1960

Dallas, Oct. 12, 1962

Denver, Nov. 6, 1966

Kansas City, Nov. 12, 1967

Miami, Dec. 17, 1967

New York Jets, Nov. 11, 1973

MOST TOTAL RECOVERED, SEASON

43 1973

35 1961

FEWEST TOTAL RECOVERED, SEASON

19 1969

21 1965

MOST TOTAL RECOVERED, GAME
7 Kansas City, Oct. 23, 1964 (4-3)
6 Los Angeles, Oct. 8, 1960 (3-3)
Denver, Sept. 21, 1962 (3-3)
Denver, Nov. 6, 1966 (1-5)
Baltimore, Oct. 7, 1973 (5-1)

MOST OWN RECOVERED, SEASON
25 1973
17 1962, 1963

FEWEST OWN RECOVERED, SEASON
5 1969, 1970
8 1968, 1971

MOST OWN RECOVERED, GAME
5 Baltimore, Oct. 7, 1973
4 Oakland, Dec. 16, 1962
Kansas City, Oct. 23, 1964

MOST OPPONENTS' RECOVERED, SEASON
20 1960, 1961
18 1973

FEWEST OPPONENTS' RECOVERED, SEASON
9 1965
10 1962

MOST OPPONENTS' RECOVERED, GAME
5 Denver, Nov. 6, 1966
4 Denver, Oct. 23, 1960
Denver, Sept. 16, 1961
Miami, Oct. 15, 1967
Minnesota, Dec. 13, 1970

DEFENSE

POINTS ALLOWED

FEWEST POINTS ALLOWED, SEASON
257 1963
283 1966

MOST POINTS ALLOWED, SEASON
446 1972
406 1968

FEWEST POINTS ALLOWED, GAME
0 Los Angeles, Oct. 8, 1960
San Diego, Dec. 17, 1961
Buffalo, Sept. 24, 1967
Houston, Nov. 2, 1969
New York Jets, Oct. 10, 1971
Houston, Nov. 25, 1973

MOST POINTS ALLOWED, GAME
52 Miami, Nov. 12, 1972
48 Oakland, Oct. 22, 1967
New York Jets, Oct. 27, 1968

MOST POINTS ALLOWED, SHUTOUT GAME
52 Miami, Nov. 12, 1972
41 San Diego, Dec. 17, 1961
35 Los Angeles, Oct. 8, 1960

FIRST DOWNS ALLOWED

FEWEST TOTAL FIRST DOWNS ALLOWED, SEASON
219 1967
215 1973

MOST TOTAL FIRST DOWNS ALLOWED, SEASON
289 1972
278 1969

FEWEST TOTAL FIRST DOWNS ALLOWED, GAME
7 Houston, Dec. 18, 1965
8 Kansas City, Oct. 23, 1964

MOST TOTAL FIRST DOWNS ALLOWED, GAME
29 Miami, Nov. 12, 1972
28 Oakland, Oct. 6, 1968
Minnesota, Dec. 13, 1970

FEWEST RUSHING FIRST DOWNS ALLOWED, SEASON
59 1963
61 1967

MOST RUSHING FIRST DOWNS ALLOWED, SEASON
144 1972
142 1969, 1973

FEWEST RUSHING FIRST DOWNS ALLOWED, GAME
0 Houston, Nov. 1, 1963
Miami, Oct. 15, 1967
Buffalo, Oct. 20, 1968

MOST RUSHING FIRST DOWNS ALLOWED, GAME
19 New York Jets, Oct. 15, 1972
18 Buffalo, Sept. 16, 1973

FEWEST PASSING FIRST DOWNS ALLOWED, SEASON

67 1973
105 1970

MOST PASSING FIRST DOWNS ALLOWED, SEASON

165 1964
153 1966

FEWEST PASSING FIRST DOWNS ALLOWED, GAME

1 New York Jets, Oct. 14, 1973
2 Miami, Nov. 9, 1969
New York Jets, Oct. 10, 1971
New York Jets, Dec. 12, 1971
San Diego, Dec. 2, 1973
Buffalo, Dec. 9, 1973

MOST PASSING FIRST DOWNS ALLOWED, GAME

17 Houston, Oct. 13, 1961
Minnesota, Dec. 13, 1970

FEWEST PENALTY FIRST DOWNS ALLOWED, SEASON

6 1973
13 1965

MOST PENALTY FIRST DOWNS ALLOWED, SEASON

28 1968
24 1960

FEWEST PENALTY FIRST DOWNS ALLOWED, GAME

0 Many times.
Last: Buffalo, Dec. 9, 1973

MOST PENALTY FIRST DOWNS ALLOWED, GAME

7 Oakland, Oct. 6, 1968
6 New York Jets, Oct. 27, 1968

TOTAL DEFENSE

(Net Rushing and Passing)

FEWEST NET YARDS ALLOWED, SEASON

3,848 1963
4,072 1971

MOST NET YARDS ALLOWED, SEASON

5,248 1972
4,810 1969

FEWEST NET YARDS ALLOWED, GAME

115 Houston, Dec. 18, 1965
121 New York Jets, Oct. 10, 1971

MOST NET YARDS ALLOWED, GAME

540 Houston, Oct. 13, 1961
528 New York Jets, Dec. 17, 1966

RUSHING ALLOWED

FEWEST ATTEMPTS ALLOWED, SEASON

310 1963
350 1961

MOST ATTEMPTS ALLOWED, SEASON

560 1973
548 1972

MOST ATTEMPTS ALLOWED, GAME

58 New York Jets, Oct. 14, 1973
54 New York Jets, Oct. 15, 1972

FEWEST YARDS ALLOWED, RUSHING, SEASON

1,041 1961
1,107 1963

MOST YARDS ALLOWED, RUSHING, SEASON

2,850 1973
2,717 1972

FEWEST YARDS ALLOWED, RUSHING, GAME

2 San Diego, Dec. 17, 1961
19 Houston, Nov. 1, 1963

MOST YARDS ALLOWED, RUSHING, GAME

360 Buffalo, Sept. 16, 1973
333 New York Jets, Oct. 15, 1972

FEWEST TOUCHDOWNS ALLOWED, RUSHING, SEASON

7 1966
9 1961

MOST TOUCHDOWNS ALLOWED, RUSHING, SEASON

27 1972
22 1968

MOST TOUCHDOWNS ALLOWED, RUSHING, GAME

6 New York Jets, Oct. 27, 1968
4 Oakland, Nov. 4, 1960
Dallas, Sept. 8, 1962
Buffalo, Sept. 16, 1973

OPPONENTS PASSING ALLOWED

FEWEST ATTEMPTS ALLOWED, PASSING, SEASON

240 1973

325 1972

MOST ATTEMPTS ALLOWED, PASSING, SEASON

530 1964

509 1966

FEWEST ATTEMPTS ALLOWED, PASSING, GAME

7 New York Jets, Oct. 14, 1973

Buffalo, Dec. 9, 1973

9 New York Jets, Oct. 15, 1972

MOST ATTEMPTS ALLOWED, PASSING, GAME

56 Denver, Sept. 21, 1962

New York Jets, Oct. 2, 1966

FEWEST COMPLETIONS ALLOWED, PASSING, SEASON

134 1973

170 1971

MOST COMPLETIONS ALLOWED, PASSING, SEASON

261 1964

247 1966

FEWEST COMPLETIONS ALLOWED, PASSING, GAME

1 New York Jets, Oct. 14, 1973

2 Buffalo, Dec. 9, 1973

MOST COMPLETIONS ALLOWED, PASSING, GAME

28 New York Jets, Oct. 2, 1966

27 Houston, Oct. 13, 1961

Denver, Sept. 21, 1962

Houston, Nov. 29, 1964

FEWEST NET YARDS ALLOWED, PASSING, SEASON

1,338 1973

2,154 1971

MOST NET YARDS ALLOWED, PASSING, SEASON

3,356 1966

3,217 1964

FEWEST NET YARDS ALLOWED, PASSING, GAME

0 New York Jets, Oct. 14, 1973

8 New York Jets, Oct. 10, 1971

MOST NET YARDS ALLOWED, PASSING, GAME

448 Houston, Oct. 13, 1961

392 Houston, Sept. 16, 1962

FEWEST TOUCHDOWNS ALLOWED, PASSING, SEASON

11 1973

16 1971

MOST TOUCHDOWNS ALLOWED, PASSING, SEASON

28 1967

27 1961

MOST TOUCHDOWNS ALLOWED, PASSING, GAME

5 Kansas City, Sept. 25, 1966

Oakland, Oct. 22, 1967

INTERCEPTIONS BY PATRIOTS

MOST INTERCEPTIONS BY, SEASON

31 1964

29 1963

FEWEST INTERCEPTIONS BY, SEASON

8 1970

10 1972

MOST INTERCEPTIONS BY, GAME

6 Houston, Nov. 1, 1963

New York Jets, Sept. 27, 1964

MOST INTERCEPTIONS YARDS, SEASON

645 1963

427 1964

FEWEST YARDS, SEASON

105 1973

184 1970

MOST INTERCEPTION YARDS, GAME

204 Houston, Nov. 1, 1963

132 New York Jets, Sept. 8, 1963

MOST TOUCHDOWNS, BY INTERCEPTIONS, SEASON

3 1962, 1963

2 1961, 1967, 1971

FEWEST TOUCHDOWNS, SEASON

0 1960, 1965, 1966, 1970, 1972, 1973

1 1964, 1968, 1969

MOST TOUCHDOWNS, BY INTERCEPTION, GAME

2 Houston, Nov. 1, 1963

NFL REGULAR SEASON SCHEDULE

(All Times Local)

SUNDAY, SEPTEMBER 15 (First Week):	
Baltimore at Pittsburgh	1:00
Dallas at Atlanta	4:00
Cleveland at Cincinnati	1:00
Detroit at Chicago	1:00
Los Angeles at Denver	2:00
Miami at New England	1:00
Minnesota at Green Bay	1:00
New York Jets at Kansas City	3:00
Philadelphia at St. Louis	1:00
San Diego at Houston	1:00
San Francisco at New Orleans	1:00
Washington at New York Giants	1:00
MONDAY, SEPTEMBER 16:	
Oakland at Buffalo	9:00
SUNDAY, SEPTEMBER 22 (Second Week):	
Green Bay at Baltimore	2:00
Houston at Cleveland	1:00
Kansas City at Oakland	1:00
Miami at Buffalo	1:00
Minnesota at Detroit	1:00
New England at New York Giants	1:00
New Orleans at Los Angeles	1:00
New York Jets at Chicago	1:00
Pittsburgh at Denver	2:00
St. Louis at Washington	1:00
San Diego at Cincinnati	1:00
San Francisco at Atlanta	1:00
MONDAY, SEPTEMBER 23:	
Dallas at Philadelphia	9:00
SUNDAY, SEPTEMBER 29 (Third Week):	
Atlanta at New Orleans	1:00
Baltimore at Philadelphia	1:00
Chicago at Minnesota	1:00
Cincinnati at San Francisco	1:00
Cleveland at St. Louis	1:00
Detroit vs. Green Bay at Milwaukee	1:00
Kansas City at Houston	1:00
Los Angeles at New England	1:00
Miami at San Diego	1:00
New York Giants at Dallas	1:00
New York Jets at Buffalo	1:00
Oakland at Pittsburgh	4:00
MONDAY, SEPTEMBER 30:	
Denver at Washington	9:00
SUNDAY, OCTOBER 6 (Fourth Week):	
Atlanta at New York Giants	1:00
Baltimore at New England	1:00
Buffalo at Green Bay	1:00
Denver at Kansas City	3:00
Detroit at Los Angeles	1:00
Minnesota at Dallas	3:00
New Orleans at Chicago	1:00
Oakland at Cleveland	1:00
Philadelphia at San Diego	1:00
Pittsburgh at Houston	1:00
St. Louis at San Francisco	1:00
Washington at Cincinnati	1:00
MONDAY, OCTOBER 7:	
New York Jets at Miami	9:00
SUNDAY, OCTOBER 13 (Fifth Week):	
Buffalo at Baltimore	2:00
Chicago at Atlanta	1:00
Cincinnati at Cleveland	1:00
Dallas at St. Louis	1:00
Houston at Minnesota	1:00
Los Angeles vs. Green Bay at Milwaukee	3:00
Miami at Washington	1:00

	New England at New York Jets	1:00
	New Orleans at Denver	2:00
	New York Giants at Philadelphia	1:00
	Pittsburgh at Kansas City	1:00
	San Diego at Oakland	1:00
MONDAY, OCTOBER 14:		
	San Francisco at Detroit	9:00
SUNDAY, OCTOBER 20 (Sixth Week):		
	Baltimore at New York Jets	1:00
	Cincinnati at Oakland	1:00
	Cleveland at Pittsburgh	1:00
	Detroit at Minnesota	1:00
	Kansas City at Miami	4:00
	New England at Buffalo	1:00
	New Orleans at Atlanta	1:00
	New York Giants at Washington	1:00
	Philadelphia at Dallas	1:00
	Philadelphia at Dallas	1:00
	St. Louis at Houston	1:00
	San Diego at Denver	2:00
	San Francisco at Los Angeles	1:00
MONDAY, OCTOBER 21:		
	Green Bay at Chicago	8:00
SUNDAY, OCTOBER 27 (Seventh Week):		
	Baltimore at Miami	1:00
	Chicago at Buffalo	1:00
	Dallas at New York Giants	1:00
	Denver at Cleveland	1:00
	Green Bay at Detroit	1:00
	Houston at Cincinnati	1:00
	Kansas City at San Diego	1:00
	Los Angeles at New York Jets	1:00
	New England at Minnesota	1:00
	Oakland at San Francisco	1:00
	Philadelphia at New Orleans	1:00
	Washington at St. Louis	1:00
MONDAY, OCTOBER 28:		
	Atlanta at Pittsburgh	9:00
SUNDAY, NOVEMBER 3 (Eighth Week):		
	Atlanta at Miami	4:00
	Buffalo at New England	1:00
	Cincinnati at Baltimore	2:00
	Cleveland at San Diego	1:00
	Houston at New York Jets	1:00
	Minnesota at Chicago	1:00
	New Orleans at Detroit	1:00
	New York Giants at Kansas City	3:00
	Oakland at Denver	2:00
	Philadelphia at Pittsburgh	1:00
	St. Louis at Dallas	1:00
	Washington at Green Bay	1:00
MONDAY, NOVEMBER 4:		
	Los Angeles at San Francisco	6:00
SUNDAY, NOVEMBER 10 (Ninth Week):		
	Atlanta at Los Angeles	1:00
	Chicago vs. Green Bay at Milwaukee	1:00
	Cleveland at New England	1:00
	Denver at Baltimore	2:00
	Detroit at Oakland	1:00
	Houston at Buffalo	1:00
	Miami at New Orleans	1:00
	New York Jets at New York Giants	1:00
	Pittsburgh at Cincinnati	4:00
	San Diego at Kansas City	1:00
	San Francisco at Dallas	1:00
	Washington at Philadelphia	1:00
MONDAY, NOVEMBER 11:		
	Minnesota at St. Louis	8:00
SUNDAY, NOVEMBER 17 (Tenth Week):		
	Baltimore at Atlanta	1:00
	Buffalo at Miami	1:00
	Cincinnati at Houston	1:00
	Dallas at Washington	4:00

	Green Bay at Minnesota	1:00
	Los Angeles at New Orleans	1:00
	New York Giants at Detroit	1:00
	New York Jets at New England	1:00
	Oakland at San Diego	1:00
	Pittsburgh at Cleveland	1:00
	St. Louis at Philadelphia	1:00
	San Francisco at Chicago	1:00
MONDAY, NOVEMBER 18:		
	Kansas City at Denver	7:00
SUNDAY, NOVEMBER 24 (Eleventh Week):		
	Atlanta at San Francisco	1:00
	Buffalo at Cleveland	1:00
	Chicago at Detroit	1:00
	Dallas at Houston	1:00
	Denver at Oakland	1:00
	Kansas City at Cincinnati	1:00
	Miami at New York Jets	1:00
	Minnesota at Los Angeles	1:00
	New England at Baltimore	2:00
	Philadelphia at Washington	1:00
	St. Louis at New York Giants	1:00
	San Diego at Green Bay	1:00
MONDAY, NOVEMBER 25:		
	Pittsburgh at New Orleans	8:00
THURSDAY, NOVEMBER 28 (Twelfth Week):		
	Denver at Detroit	12:30
	Washington at Dallas	2:45
SUNDAY, DECEMBER 1:		
	Baltimore at Buffalo	1:00
	Green Bay at Philadelphia	1:00
	Houston at Pittsburgh	1:00
	Kansas City at St. Louis	1:00
	Los Angeles at Atlanta	4:00
	New England at Oakland	1:00
	New Orleans at Minnesota	1:00
	New York Giants at Chicago	1:00
	San Diego at New York Jets	1:00
	San Francisco at Cleveland	1:00
MONDAY, DECEMBER 2:		
	Cincinnati at Miami	9:00
SATURDAY, DECEMBER 7 (Thirteenth Week):		
	Atlanta at Minnesota	12:00
	Cleveland at Dallas	3:00
SUNDAY, DECEMBER 8:		
	Buffalo at New York Jets	1:00
	Chicago at San Diego	1:00
	Detroit at Cincinnati	1:00
	Green Bay at San Francisco	1:00
	Houston at Denver	2:00
	Miami at Baltimore	2:00
	Oakland at Kansas City	3:00
	Philadelphia at New York Giants	1:00
	Pittsburgh at New England	1:00
	St. Louis at New Orleans	1:00
MONDAY, DECEMBER 9:		
	Washington at Los Angeles	6:00
SATURDAY, DECEMBER 14 (Fourteenth Week):		
	Cincinnati at Pittsburgh	1:00
	Minnesota at Kansas City	2:45
	Dallas at Oakland	6:00
SUNDAY, DECEMBER 15:		
	Buffalo at Los Angeles	1:00
	Chicago at Washington	1:00
	Cleveland at Houston	1:00
	Denver at San Diego	1:00
	Detroit at Philadelphia	1:00
	Green Bay at Atlanta	1:00
	New England at Miami	1:00
	New Orleans at San Francisco	1:00
	New York Giants at St. Louis	1:00
	New York Jets at Baltimore	2:00

NFL DIRECTORY

LEAGUE HEADQUARTERS

410 Park Avenue, New York 10022

Telephone: (212) 758-1500

Commissioner: Pete Rozelle

Executive Director: Jim Kensil

Director of Personnel: Jan Van Duser

Director of Public Relations: Don Weiss

Treasurer: Bill Ray

Broadcast Coordinator: Bob Cochran

Director of Security: Jack Denahy

Player Relations: Bill Granholm

Player Relations: Buddy Young

Player Personnel: Carl Marasco

Security: Bernard Jackson

Supervisor of Officials: Art McNally

Public Relations: Joe Browne

AMERICAN FOOTBALL CONFERENCE

President: Lamar Hunt, Kansas City Chiefs

Assistant to President: Val Pinchbeck, Jr.

Director of Information: Harold Rosenthal

NATIONAL FOOTBALL CONFERENCE

President: George Halas, Sr., Chicago Bears

Assistant to President: Bill McGrane

Director of Information: Jim Heffernan

ATLANTA FALCONS

521 Capitol Avenue, S.W., Atlanta 30312

(404) 688-8684

Press Contacts: Head Coach—Norm Van Brocklin

PR Director—Wilt Browning (404) 284-0495

PR Assistant—Hal Hayes (404) 934-2352

BALTIMORE COLTS

Executive Plaza III, Hunt Valley, Md. 21031

(301) 685-6400

Press Contacts: Head Coach—Howard Schnellenberger

PR Director—Ernie Accorsio (301) 666-0077

PR Assistant—Barry Jones (301) 666-1076

BUFFALO BILLS

One Bills Drive, Orchard Park, N.Y. 14127

(716) 648-1800

Press Contacts: Head Coach—Lou Saban

PR Director—L. Budd Thalman

CHICAGO BEARS

173 West Madison Street, Chicago 60602

(312) 332-5400

Press Contacts: Head Coach—Abe Gibron

PR Director—Dan Desmond (312) 465-8218

CINCINNATI BENGALS

200 Riverfront Stadium, Cincinnati 45202

(513) 621-3550

Press Contacts: Head Coach—Paul Brown

PR Director—Al Heim (513) 752-9116

CLEVELAND BROWNS

Cleveland Stadium, Cleveland 44114

(216) 696-5568

Press Contacts: Head Coach—Nick Skorich

PR Director—Nate Wallack (216) 464-1685

Publicity Manager—Ed Uhas (216) 234-4580

DALLAS COWBOYS

6116 North Central Expressway, Dallas 75206

(214) 369-3211

Press Contacts: Head Coach—Tom Landry

PR Director—Curt Mosher (214) 231-2916

PR Assistant—Doug Todd (214) 424-8319

DENVER BRONCOS

5700 Logan Street, Denver 80216

(303) 623-8776

Press Contacts: Head Coach—John Ralston

PR Director—Bob Peck (303) 986-0772

PR Assistant—Dick Maxwell (303) 751-5631

DETROIT LIONS

1401 Michigan Ave., Detroit 48216

(313) 965-6644

Press Contacts: Head Coach—Don McCafferty

PR Director—Lyall Smith (313) 646-1345

PR Assistant—Elliott Trumbull (313) 962-0674

GREEN BAY PACKERS

1265 Lombardi Ave., Green Bay 54305

(414) 494-2351

Press Contacts: Head Coach—Dan Devine

PR Director—Lee Rempel (414) 432-0609

HOUSTON OILERS

6910 Fannin Street, Houston 77025

(713) 748-2780

Press Contacts: Head Coach—Sid Gillman

PR Director—Jim McLemore (713) 729-3640

PR Assistant—Bob Brewster (713) 661-2468

KANSAS CITY CHIEFS

One Arrowhead Drive, Kansas City, Mo. 64129

(816) 924-9300

Press Contacts: Head Coach—Hank Stram

PR Director—Bob Sprenger (816) 942-8199

LOS ANGELES RAMS

10271 West Pico Blvd., Los Angeles 90064

(213) 277-4700

Press Contacts: Head Coach—Chuck Knox

PR Director—Jerry Wilcox (714) 962-3912

PR Director—Jack Geyer (213) 823-3517

MIAMI DOLPHINS

330 Biscayne Blvd., Miami 33132

(305) 379-1851

Press Contacts: Head Coach—Don Shula

Publicity—Charlie Callahan (305) 274-0563

MINNESOTA VIKINGS

7110 France Ave. South, Edina, Minn. 55435

(612) 920-4805

Press Contacts: Head Coach—Harry P. (Bud) Grant

PR Director—Merrill Swanson (612) 473-4407

PR Assistant—Sherm Pinkham (612) 884-7724

NEW ORLEANS SAINTS

944 St. Charles Ave., New Orleans 70130
(504) 524-1421

Press Contacts: Head Coach—John North
PR Director—Larry Liddell (504) 888-3116

NEW YORK GIANTS

10 Columbus Circle, New York 10019
(212) 582-2010

Press Contacts: Head Coach—Bill Arnsparger
PR Director—Ed Croke (914) 631-0973

NEW YORK JETS

595 Madison Ave., New York 10022
(212) 421-6600

Press Contacts: Head Coach—Charley Winner
PR Director—Frank Ramos (212) 831-8919
PR Assistant—Jim Trecker (212) 689-5082

OAKLAND RAIDERS

7811 Oakport Street, Oakland 94621
(415) 562-5900

Press Contacts: Head Coach—John Madden
PR Director—Tom Grimes (415) 522-0429
PR Assistant—Ken Bishop (415) 322-8574

PHILADELPHIA EAGLES

Broad and Pattison Aves., Philadelphia 19148
(215) 463-2500

Press Contacts: Head Coach—Mike McCormack
PR Director—Jim Gallagher (215) 279-7989
PR Assistant—Chick McElrone (215) 583-6273

PITTSBURGH STEELERS

300 Stadium Circle, Pittsburgh 15212
(412) 323-1200

Press Contacts: Head Coach—Chuck Noll
PR Director—Ed Kiely (412) 242-0534
PR Assistant—Joe Gordon (412) 421-1374

ST. LOUIS CARDINALS

200 Stadium Plaza, St. Louis 63102
(314) 421-0777

Press Contacts: Head Coach: Don Coryell
PR Director—Joe Rhein (618) 233-1431

SAN DIEGO CHARGERS

P.O. Box 20666, San Diego 92120
(714) 280-2111

Press Contacts: Head Coach—Tommy Prothro
PR Director—Jerry Wynn (714) 286-2338
PR Assistant—Walter Hoyer (714) 286-4676

SAN FRANCISCO 49ers

1255 Post Street, San Francisco 94109
(415) 771-1149

Press Contacts: Head Coach—Dick Nolan
PR Director—George McFadden (415) 941-7625
PR Assistant—John McCasey (415) 582-7983

WASHINGTON REDSKINS

13832 Redskin Drive, Dulles Airport, Washington 20041
(703) 471-9100

Press Contacts: Head Coach—George Allen
PR Director—Joe Blair (301) 587-2220

LOCAL MEDIA CONTACTS

NEWSPAPERS

- ASSOCIATED PRESS, 260 Summer Street, Boston.
Dave O'Hara (357-8100)
- ATTLEBORO SUN, 34 South Main Street.
Pete Gobis (222-7000)
- BOSTON GLOBE, 135 Morrissey Blv., Dorchester.
Will McDonough, Leigh Montville (288-8000)
- BOSTON HERALD-AMERICAN, 300 Harrison Avenue.
Dick Dew (426-3000)
- BROCKTON ENTERPRISE, 60 Main Street.
Pete Farley (586-6200)
- FOXBORO REPORTER, Wall Street.
Vin Igo (543-1212)
- LOWELL SUN, 15 Kearney Square.
George McGuane (455-5671)
- LYNN ITEM, 38 Exchange Street.
Red Hoffman (593-7700)
- MIDDLESEX NEWS, 375 Cochituate Rd., Framingham.
Curt Garfield (872-4321)
- NEW BEDFORD TIMES, 555 Pleasant Street.
Don Harrington (997-7411)
- PATRIOT LEDGER, 13 Temple Street, Quincy
Ron Hobson (472-7000)
- PAWTUCKET TIMES (R.I.), 23 Exchange Street.
Ted Mulcahey (401-723-1853)
- PROVIDENCE JOURNAL (R.I.), 75 Fountain Street.
Bill Parrillo (401-277-7340)
- SALEM NEWS, 155 Washington Street.
Bill Kipouras (744-0600)
- SPRINGFIELD UNION, 1860 Main Street.
Carlo Imelio (413-787-5153)
- WORCESTER GAZETTE, 20 Franklin Street.
Dick Cerasuolo (523-4385)
- WORCESTER TELEGRAM, 20 Franklin Street.
Jim Connolly (523-4385)
- UNITED PRESS, 20 Ashburton Place, Boston.
Gil Peters (227-4000)

RADIO STATIONS

- WBZ, 1150 Soldiers Field Road, Brighton
Guy Mainella, Gil Santos (254-5670)
- WEEL, 4450 Prudential Tower, Boston
Steve Fredericks, John Carlson (262-8516)

TELEVISION STATIONS

- WBZ (4), 1150 Soldiers Field Road, Brighton.
Len Berman (254-5670)
- WCVB (5), TV Place, Needham.
Don Gillis (449-0400)
- WJAR (10), 176 Weybosset Street, Providence.
Chris Clark (401-861-9200)
- WNAC (7), 5 Government Center, Boston.
Bob Gamere (742-9000)
- WPRI (12), 24 Mason Street, Providence
Bob McCreary (401-521-4000)
- WTEV (6), TV Center, New Bedford.
Bob Bassett (993-2651)

PATRIOTS VETERANS




McCALL




MILDREN



MOORE




MORRIS



NEVILLE



PATRICK



PETERSON




PLUNKETT



ROWE



RUCKER



ST. JEAN



SHINER




SMITH



STENGER



STINGLEY



TANNER



TARVER



VATAHA



WHITE



WINDSOR

TOP DRAFT CHOICES



CORBETT



NELSON



JOHNSON



BATTLE



Education is more than just college.

Many things go to make up an education. College is certainly one of them.

But maybe when your son or daughter graduates this year they'd like to spend some time away from classes for a while. Some time to think about what they really want to do and be. Some time continuing their education in a different way.

They can do it all in today's Army. Travel. Meet new people. Get valuable job training. And if they get the urge to start college while they're in the Army, they can. We'll pay at least 75 percent of their tuition!

And a short two-year enlistment experience earns them full GI Bill benefits, including at least \$7,920 for college or other training.

If you think that two years of Army could contribute to their education after high school, have them contact their nearest Army Representative for complete information. No obligation, of course.

Today's Army
A two-year education.