


1980 NEW ENGLAND PATRIOTS FOOTBALL.

MEDIA GUIDE



GET UP FOR IT!



**"IF YOU
LOVE FRESH,
YOU'LL LOVE
LAYS"**

LAY'S® is a Registered Trademark of Frito-Lay Inc.



More publications available at:

www.retroseasons.com/library/

TABLE OF CONTENTS

Biographies:	
Assistant Coaches	8-12
Draft choices, 1980	52-55
Erhardt, Ron	7
Kilroy, Bucko	6
Sullivan, William H., Jr.	4
Veteran players	16-50
Board of Directors	5
Bryant College	50
Club Directory	3
Draft Choices, Year by Year	111-114
Historical Highlights of Club	120-121
Hotels on the Road	13
How the Patriots Were Built	51
Important NFL Dates	67
Listings:	
All-Time Attendances	80
Crowds, Largest	83
Head Coaches, Won and Lost	12
Interceptors, Top 10	119
KO Returners, Top 10	118
Last Time It Happened	114
Patriots with 100 Games	121
Passers, Top 10	113
Points by Kicking	119
Punters, Top 10	119
Punt Returners, Top 10	118
Receivers, Top 20	118
Rushers, Top 10	118
Scorers, Top 30	117
Longest Plays	129
Media Contacts	126
Media Information	2
Opponents:	
Pre-Season	56
Regular Season	62-69
Outstanding Performances	127-128
Playoffs	
History	130-131
Tie-breaking Procedures	132
Records:	
Consecutive	108
Individual	96-102
Team	102-108
Tied or Broken in 1979	94
Results:	
Pre-Season	57-61
Regular Season	70-81
Retired Players	13
Rosters:	
All-Time Player	109-111
Coaches, All-Time	12-13
First Year, 1980	67
Veteran, 1980	66
Schaefer Stadium Story	124-125
Schedules:	
NFL, 1980	122-124
Patriots, 1980	2
Staff Photos	14-15
Trades, 1979-80	93
Year by Year Leaders	115-117
Year in Review, 1979:	
Awards	94
Best Days	85
Defensive Statistics	83
Final Statistics, Team and Individual	81-92
Game by Game Summaries	84-92
NFL Standings	95
Sack Summary	83
Statistical Highlights	93
Won-Lost, Home and Away	61
	1

New England Patriots 1980 Schedule

(All times local)

PRE-SEASON

Monday, Aug. 11	at Los Angeles Rams	8:00 p.m.
Saturday, Aug. 16	at Oakland Raiders	6:00 p.m.
Sunday, Aug. 24	PHILADELPHIA EAGLES	12:30 p.m.
Friday, Aug. 29	at Seattle Seahawks	5:30 p.m.

REGULAR SEASON

Sunday, Sept. 7	CLEVELAND BROWNS	1:00 p.m.
Sunday, Sept. 14	ATLANTA FALCONS	1:00 p.m.
Sunday, Sept. 21	at Seattle Seahawks	1:00 p.m.
Monday, Sept. 29	DENVER BRONCOS	9:00 p.m.
Sunday, Oct. 5	at New York Jets	1:00 p.m.
Sunday, Oct. 12	MIAMI DOLPHINS	1:00 p.m.
Sunday, Oct. 19	at Baltimore Colts	2:00 p.m.
Sunday, Oct. 26	at Buffalo Bills	1:00 p.m.
Sunday, Nov. 2	NEW YORK JETS	4:00 p.m.
Monday, Nov. 10	at Houston Oilers	8:00 p.m.
Sunday, Nov. 16	LOS ANGELES RAMS	1:00 p.m.
Sunday, Nov. 23	BALTIMORE COLTS	1:00 p.m.
Sunday, Nov. 30	at San Francisco 49ers	1:00 p.m.
Monday, Dec. 8	at Miami Dolphins	9:00 p.m.
Sunday, Dec. 14	BUFFALO BILLS	1:00 p.m.
Sunday, Dec. 21	at New Orleans Saints	12:00 p.m.

Home games in caps.

MEDIA INFORMATION - This media guide has been prepared by the Patriots' Media Relations Department to assist all members of the media in their coverage of the Patriots in 1980. Should you require additional information or wish to arrange interviews, please contact Tom Hoffman or Claudia Smith at (617) 543-7911.

CREDENTIAL REQUESTS - Credential requests should be made in writing or by calling the Media Relations Department no later than noon on the Wednesday preceeding any home game to insure issuance.

TRAINING CAMP - The Patriots will make Bryant College their summer training home for the fifth straight summer in 1980. The Smithfield, R.I. campus is located 12 miles northwest of Providence and 60 miles south of Boston. Telephone numbers at the Patriots training camp offices are (401) 231-9420 and 231-9421.

Patriots Club Directory

Address: Schaefer Stadium, Route One
Foxboro, Ma. 02035

Telephones: All personnel (617) 543-7911
Boston number (617) 262-1776

President — William H. Sullivan, Jr.
General Manager — Francis "Bucko" Kilroy

BOARD OF DIRECTORS

Charles W. Sullivan
(Executive Vice President)
Miss Mary H. Sullivan
(Treasurer)
Walter T. Sullivan

William H. Sullivan, Jr.
(President)
Jeanne Sullivan McKeigue

Mrs. Mary M. Sullivan
(Vice President)
Paul Sonnabend
Thomas J. White

GENERAL COUNSEL: William F. Finucane
ASSISTANT TREASURER: Jeannette Allen

COACHING STAFF

Head Coach	Ron Erhardt
Offensive Coordinator/Line	Jim Ringo
Defensive Coordinator/Line	Fritz Shurmur
Receivers	Raymond Berry
Special Teams	Gino Cappelletti
Defensive Backs	Billy Kinard
Linebackers	Bill Parcels
Quarterbacks	John Polonchek
Defensive Line	Fritz Shurmur
Running Backs	Tom Yewcic
Coaches Administrative Aide.. ..	Rick Buffington

ADMINISTRATIVE STAFF

President	William H. Sullivan, Jr.
General Manager	Francis J. "Bucko" Kilroy
Assistant General Manager ..	Patrick J. Sullivan
Executive Director, Player Personnel	Darryl Stingley
Director of College Scouting ..	Mike Holovak
Director of Marketing ..	Miceal Chamberlain
Director of Media Relations	Tom Hoffman
Director of Pro Scouting	Bill McPeak
Personnel Assistant	George Blackburn
Personnel Assistant	Mike McCarthy
Personnel Assistant	Bob Teahan
Data Processing Manager	Tom Gardiner
Equipment Manager	George Luongo
Film Manager ..	Ken Deininger
Ticket Manager	Kevin Fitzgerald
Trainer	Tom Healion
Assistant Equipment Manager ..	Don Brocher
Assistant Trainer	John Waters
Administrative Asst. to G.M. ..	Judy Quimby
Administrator, Player Personnel ..	Nancy Meier
Asst. Director, Media Relations ..	Claudia Smith
Assistant Ticket Manager	Bill Fantini
Assistant Ticket Manager	Karen Maskas
Systems Analyst	Steve Poreda
Admin. Aide to Gen. Mgr.	Barry Stewart
Team Physician, Orthopedics	Dr. Donald Akikie, M.D.
Team Physician, Internal Medicine ..	Dr. John B. Cadigan, M.D.
Team Physician,	Dr. Brendan Crotty, M.D.
Team Dentist	Dr. William E. Lenkaitis, D.D.S.
Team Photographer	Tom Croke

OFFICE STAFF: Patti Del Grosso (College Scouting), Sara Harvey (Asst. Gen. Mgr.), Bette Hall (Media Relations), Helen Igo (College Scouting), Cheryl Langhorn (Coaches), Cindy O'Brien (Coaches), Susan Ouellette (Marketing), Marie Paster (Business Office), Bev Scollins (Receptionist), Lisa Walker (Pro Scouting).

STADIUM OPERATIONS: Ed Bayley, Kevin Cave, Ray and Edith Meyers, Charlie Parish, Larry Sheldon.

WILLIAM H. SULLIVAN, JR.

PRESIDENT

Until 1959 New England had been a graveyard for more than a half dozen professional football teams. William H. "Billy" Sullivan, Jr. changed that.

On November 18, 1959, Billy was awarded the eighth franchise in the fledgling American Football League. He has made an indelible impact on the nation's No. 1 sport since that great day. He did get a team on the field. From 1961 to 1964 he was President of the AFL and served on the television committee that authored a \$36 million contract with NBC to guarantee survival of the young league. He was a key member of the AFL's team that hammered out the merger format with the NFL, and he has served as a director of both NFL Properties and Films.



Since starting his love affair with pro football, Billy has travelled through many valleys and over many peaks. By undaunted determination and a boundless capacity for hard work, he kept the Patriots alive until locating the team in its present 61,279-seat Schaefer Stadium home, and assumed full control of the franchise by purchasing 88 percent of


the voting stock on Nov. 17, 1975 and all of the non-voting stock on Dec. 8, 1976.

Billy graduated from Boston College in 1937, served as Publicity Director at his alma mater from 1938-1940. In 1941 he went to Notre Dame as special assistant to the Director of Athletics. After a hitch on the staff of the U.S. Naval Academy, he joined the Boston Braves baseball team as Director of Public Relations in 1946. During his six-year tenure with the Braves he conceived the "Jimmy Fund" that has since grown to be an internationally known cancer research program studying leukemia in children.

In 1955 he joined Metropolitan Petroleum Co. and became President of the firm three years later. He continued his rise in the corporate world 20 years later when he was named executive vice president of the parent Pittston Corporation, one of the nation's energy giants. In addition to serving as a director for numerous organizations, Billy was elected in March, 1980 to serve a second term as Chairman of the Board of NFL Properties, Inc.

Whether it's the oil business or the Patriot fortunes in the NFL, Billy Sullivan has the same, unwavering philosophy, "The best is yet to come."

BOARD OF DIRECTORS



Charles W. Sullivan
Executive Vice President




Mrs. Mary M. Sullivan
Vice President



Miss Mary H. Sullivan
Treasurer



Mrs. Jeanne Sullivan McKeigue




Paul Sonnabend



Walter T. Sullivan



Thomas J. White



William F. Finucane
General Counsel

BUCKO KILROY

GENERAL MANAGER

Francis J. "Bucko" Kilroy has been employed in almost every conceivable capacity in the NFL during his 38 years within the league and will begin his second year as general manager of the Patriots in 1980.

Born May 21, 1921 in Philadelphia, he established himself as one of the city's premier schoolboy athletes before departing for South Bend and the University of Notre Dame. His stay there was short as he returned to his hometown to attend Temple University where he went on to become one of the greatest linemen in the school's history. For his efforts on the collegiate gridiron, Bucko was inducted into the Temple Hall of Fame in 1976.

Bucko began his NFL career with his hometown Philadelphia Eagles in 1943 and played there 13 straight seasons. During that time, he once played in 146 consecutive games and was selected as an all-pro at both offensive guard (1947-49) and middle guard (1952-54). He gained additional honors for his pro grid exploits as he was elected to the NFL's all-decade team for the 1940's and inducted into the Helms Hall of Fame.


He made a gradual entry into the coaching ranks by serving the Eagles for three seasons as a player/coach before assuming the fulltime role of defensive line coach for six more NFL campaigns. In addition to coaching, he also served as the club's player personnel director, making him one of the five original talent scouts in the league.

In 1962, Bucko was named director of player personnel to the Washington Redskins and then moved to the Dallas Cowboys in 1965 to become a "super scout" with that organization. During Bucko's five year tenure with the Cowboys, the team won five straight divisional championships, an indication of his impact on the team's scouting success.

Having developed a reputation as one of football's finest scouts, Bucko was named player personnel director of the Patriots in 1971 by then General Manager Upton Bell. He faced a monumental challenge of revamping and revitalizing a scouting operation that had shown little success in prior years. Under his direction, the Patriots scouting department became one of the finest in the NFL and played an intergral part in the Patriots upsurge that brought them playoff appearances in 1976 and 1978.

A natural choice for the position, Bucko was named general manager to the Patriots on April 6, 1979. One of the first moves he made was the selection of Ron Erhardt as head coach, a decision he felt vital to insure the Patriots ongoing success on the field. Bucko has total responsibility for directing all phases of the Patriots operation, a task he readily accepts as a great challenge.

An excellent organizer and a talent hunter extrodinaire, Bucko continues to stress his scouting philosophy "to leave no stone unturned" as he directs the Patriots organization in its effort to become the best in the NFL.




RON ERHARDT

HEAD COACH

The 1979 NFL season was not an easy one for Ronald Peter Erhardt, but he was doing just what he had always dreamed about, directing a NFL club as its head coach. He fulfilled his life long dream when he was named head coach of the Patriots on April 6, 1979 after spending 23 seasons as a high school, college and pro assistant coach. Having started the Patriots off to a 6-2 record at the midway point of his rookie season as a head mentor, the club was beset by injuries in the second half of the season and finished with a 9-7 record. None-the-less, if Ron's previous success as a coach is any indication, there is a bright future awaiting the Patriots in 1980.

Born February 27, 1932, at Mandan, N.D., the 48 year old Erhardt starred in both football and basketball at Mandan H.S. He then enrolled at Jamestown (N.D.) College where he was an all-conference quarterback and three time letter winner in football, basketball and baseball. After graduation in 1953, he served for three years in military service.

Ron started his coaching career as an assistant at Williston (N.D.) H.S. in 1956 and made head coaching stops at St. Mary's H.S. (New England, N.D.) from 1957-59 and Bishop Ryan H.S. (Minot, N.D.) from 1960-62. His 1962 Bishop



Ryan squad was tabbed as the state's best and his six year record as a high school head coach was an impressive 45-9-2.


Moving on to college ranks, he joined the staff of North Dakota State in 1973 as defensive coordinator and line coach. Three years later, he was promoted to head coach and assistant athletic director and later served as athletic director before leaving NDSU in 1973.

As the Bison's head coach, Ron bettered his high school coaching record, compiling a seven year regular season record of 58-6-1 and a 3-1-0 slate in post season play. Included among his record setting accomplishments at NDSU was a three year unbeaten and untied streak, followed by an 8-0-1 record in 1970 that ran his squad's four year total to 35-0-1. His 1968 and 1969 squads won the national College Division championship titles and his seven year winning percentage of .884 ranks him as one of the winningest coaches ever in College Division football.

Ron entered the pro coaching ranks in 1973 as the Patriots offensive backfield coach. Upon the departure of Red Miller to Denver in early 1977, Ron was promoted to offensive coordinator of the club.

Nicknamed "Fargo" for his North Dakota heritage, the affable Erhardt wasted little time in directing the Patriots offense in attaining the NFL's best team rushing record ever, an output of 3,165 yds. in 1978. His offensive troops also led the entire NFL in total team offense with an average of 372.8 yds. per game.

Ron commands the respect of players, coaches, and staff alike for his dedication to winning and the game of football. The quick witted North Dakota native is noted for his easyteaching manner and technical expertise. In his first year as head coach, he molded a team with a wide open offensive attack that continued to be one of the league's most potent as evidenced by the Patriots runnerup status for the NFL scoring title with 411 points. In 1980, he plans to continue that offensive tradition and improve the overall strength of the club with a vigorous conditioning program. Among the goals he has set for the squad in his second year as head coach is improved special teams and defensive play. With those objectives in mind, Ron looks to start the new decade by directing the Patriots to a playoff berth and most importantly the chance to represent the AFC in the 1981 Super Bowl.



JIM RINGO **Offensive Coordinator and** **Offensive Line**


Jim Ringo has become a familiar name in NFL circles since he established himself as one of the league's greatest linemen ever while playing in 14 NFL seasons.

Jim broke into the NFL ranks as Green Bay's seventh round choice in 1953 after playing at Syracuse University. In 1957 he was named to the All-Pro Team, the first of eight times he was so honored. During his stellar Packer career as a center, he played on the 1960 squad that won the NFL Western Division Title and the Packer teams that won NFL Championships in 1961 and 1962. After 11 seasons with the Packers, which included 10 Pro Bowl appearances and 8 years as team captain, Jim was traded to Philadelphia where he played the balance of his career before retiring. Before his retirement, Jim established a then NFL record of playing in 182 consecutive games.

Born on November 21, 1932 in Orange, N.J., Ringo began his coaching career as offensive line coach of the Chicago Bears in 1969. After three seasons with the Bears, he moved to Buffalo to accept similar responsibilities with the Bills in 1972. While at Buffalo, he tutored the "Electric Company," Buffalo's famed offensive line that included Joe DeLamielleure and Reggie McKenzie. The "Electric Company" helped pave the way for the record setting performance of O.J. Simpson and Ringo was named "NFL Assistant Coach of the Year" in 1973 by the National 1000 Yard Club.

Jim was named head coach of the Bills on October 15, 1976, replacing the departed Lou Saban, and served in that capacity through the 1977 season. He joined the Patriots staff as offensive line coach in 1978 and during his first season at that post, the Patriots set an NFL team record for most yards rushing in a season (3165). When Ron Erhardt was named head coach in April, 1979, he picked Jim to serve as the team's offensive coordinator, a position Erhardt had held himself for two seasons.

Jim and his wife, Betty, are the parents of three sons and one daughter.



FRITZ SHURMUR **Defensive Coordinator and** **Defensive Line**

A veteran coach with 26 years of college and pro coaching under his belt, Fritz Shurmur will begin his first season as defensive coordinator of the Patriots in 1980. Shurmur was promoted to the


coordinator's post on February 2, 1980 after Hank Bullough resigned to accept a similar job with Cincinnati.

Born in Riverview, Michigan on July 15, 1932, Fritz played both center and linebacker at Albion College (Mich.) from 1951-53. Upon graduating from Albion in 1954, he remained at his alma mater to serve as a graduate assistant for the 1954 and 1955 seasons. In 1956, he was named a full time assistant coach and served there through the 1961 season.

Fritz then moved to the University of Wyoming where he spent eight seasons as defensive line coach. During those nine seasons (1962-70) the Cowboys won three straight WAC Championships (1966-68) and appeared in both the 1966 Sun Bowl and the 1968 Sugar Bowl. Fritz then spent the 1971, 1972 and 1973 seasons as head coach of the Cowboys.

He returned to his hometown to make his pro coaching debut as defensive coordinator of the Detroit Lions in 1975. Fritz spent three seasons at Detroit (1975-77) before leaving the NFC Club to become defensive line coach of the Patriots in 1978. In just his second season at New England, the Patriots led the entire NFL in both QB sacks (57) and fewest yards allowed per rushing attempt (3.4), a credit to his untiring determination and devotion to the game of football.

Fritz and his wife, Peggy, have one son and two daughters.



RAYMOND BERRY

Receivers


One of the NFL's greatest all-time receivers, Raymond has continued his career in pro football as one of the game's coaching authorities. A tireless worker and technician, Raymond was the favorite target of passing great Johnny Unitas at Baltimore.

During a 13 year career with the Colts, Raymond amassed 9275 receiving yards and 68 career TDs on 631 catches good for the third spot on the Hall of Fame's leading lifetime receiving list. In recognition of his outstanding accomplishments on the gridiron, Raymond was inducted into the Pro Football Hall of Fame in 1973.

A native Texan, he was born in Corpus Christi on February 27, 1933, exactly one year after Patriot Head Coach Ron Erhardt was born in Mandan, N.D. Raymond played at Southern Methodist before being selected as a future choice in the 20th round of the 1954 NFL draft. Following his playing career with the Colts, he remained in the NFL by accepting his first coaching position as an assistant at Dallas in 1968.

Two years later, Raymond left Dallas and worked as an assistant on the collegiate level at Arkansas (1970-72) before rejoining the NFL coaching ranks at Detroit (1973-75). He then spent two years (1976-77) with Patriot secondary coach Billy Kinard on Forrest Gregg's staff at Cleveland before arriving in New England in early 1978.

Raymond and his wife, Sally, are the parents of one son and two daughters.



GINO CAPPELLETTI


Special Teams

One of the greatest players in Patriots and AFL history, Gino Cappelletti begins his second season in the coaching ranks as special teams coach.

Gino was born on March 26, 1934 in Keewatin, Minnesota and played at the University of Minnesota. Signed as a free agent defensive back off a Minneapolis sandlot in 1960, Gino switched to wide receiver the following season. In addition to playing wide receiver, he handled the Patriots placekicking chores and in the process set a host of club and AFL records. He still ranks as the Patriots all-time leading scorer with 1130 points (350 conversions, 176 of 327 PAT attempts and 42 TDs) and was the AFL scoring leader five times. A five time AFL All-Star, he was one of only three players to play in all of his team's games during the AFL's existence. Only OT Tom Nevile (160 games) has played more games as a Patriot than Gino who appeared in 153 games before retiring prior to the start of the 1971 season. During his career, he caught 292 passes for 4574 yards and 42 TDs. Gino is one of only three Patriot players to have his jersey (#20) retired, with that distinction shared only by DT Jim Lee Hunt and DE Bob Dee.

Prior to joining the Patriots staff in May, 1979, Gino served as the color commentator on the Patriots radio broadcasts for seven seasons and pursued a career in the restaurant and food service industry.

Gino and his wife, Sandy, are the parents of three daughters.



BILLY KINARD

Defensive Backs


Entering his second season as the Patriots secondary coach, Billy joined the Patriots in May, 1979 as the club's fourth secondary coach in as many seasons. In his first year, he guided a secondary group that spearheaded the Patriots defensive attack which allowed only one receiver to exceed the 100 yard receiving mark during the long 16 game slate.

Having been born in Jackson, Mississippi on December 16, 1933, he played his college ball at Ole Miss and was drafted in the second round of the 1956 NFL draft by the Cleveland Browns. Following his rookie season as a defensive back for the Browns, he was traded to Green Bay where he played for the Packers for two years (1957-58). Billy left pro football for one year (1959) to begin his coaching career as a high school coach in Daytona Beach, Florida but returned to play with the Buffalo Bills in 1960.

Hanging up his cleats for the last time, Billy joined the staff at Auburn as an assistant (1961-63) and later worked on the staffs at Florida (1964-66), Georgia (1967-69) and Arkansas (1970). In 1971, Billy became head coach at his alma mater, Ole Miss, the first Rebel alumnus to do so in the school's football history that dates back to 1893. In his first of three seasons as head mentor there, he led the Rebels to an impressive 10-2-1 record.

Billy made his return to Green Bay in 1974 for his first assignment as a pro coach. He spent the 1974 season as secondary coach and assumed the position of Director of Research and Development for the Pack in 1975. In 1976, Bill returned to the team that had drafted him twenty years earlier, Cleveland, and he spent two years as the secondary coach on the Browns staff. Prior to accepting a coaching role with the Patriots, Billy served as head coach of Gardner Webb College (N.C.) during the 1978 season.

Billy and his wife, Kay, have one son and one daughter.



BILL PARCELLS


Linebackers

Bill Parcels is the newest coach on the Patriots staff and will make his NFL coaching debut this season while assuming the linebacker coaching post vacated by the departure of Hank Bullough to Cincinnati. Along with the appointment of defensive line coach Fritz Shurmur as defensive coordinator, Bill was named to the Patriots coaching staff on February 2, 1980. Although he is entering his first season in the NFL, Bill is no stranger to the game of football with his 15 years of college coaching experience.

A former All Missouri Valley Conference linebacker at Wichita State (1961-63), Bill played in the 1963 Blue Gray Game and 1964 College All-Star Game. Opting for a coaching career, rather than playing pro ball, he joined the staff at Hastings College (Neb.) in 1964 as a defensive assistant. He returned to his alma mater in 1965 to coach the defensive line before joining Tom Cahill's West Point staff as linebacker coach in 1966. After coaching the Black Knights for four seasons (1966-69), he directed the linebackers at Florida State for three years (1970-72). He then went on to serve as defensive coordinator at both Vanderbilt (1973-74) and Texas Tech (1975-77).

Born on August 22, 1941 in Englewood, N.J., Bill was 36 years old when he was named head coach at the Air Force Academy on December 13, 1977, succeeding Ben Martin who retired after 20 seasons as the Falcons' head coach. He directed the Falcons to a 3-8 record before joining the staff of Ray Perkins with the New York Giants but was forced to resign the post for personal reasons several months later. He spent six months in private business before coming to the Patriots.

Bill and his wife, Judith, have three daughters.



JOHN POLONCHEK **Quarterbacks**

John Polonchek joined the Patriots in 1975, the same year that the team chose Steve Grogan in the fifth round of the NFL draft, and he has played an instrumental role in the development of


Grogan as one of the finest quarterbacks in the NFL today.

Born January 1, 1928 in Granastov, Czechoslovakia, John played both offensive and defensive back for Michigan State (1946-49) and began his coaching career as a graduate assistant on the Spartan's junior varsity squad headed by Duffy Daugherty. After a two year coaching stint at MSU, John served a four year (1952-55) tour of duty with the Air Force which included coaching at Bolling Air Force Base.

John returned to civilian life and MSU in 1956 as an assistant on Daugherty's varsity staff. In 1959 he moved west to coach the offensive backs at Colorado for three seasons (1959-61). Following his coaching stop with the Buffs, John entered private business for several years (1962-66) but remained active with football as a part-time scout for the New York Jets.

Later, John returned to football on a full time basis as offensive backfield coach with the Oakland Raiders from 1967-71. He then joined Dan Devine's staff at Green Bay where he served the Packers for three seasons (1972-74) as receivers coach. Since joining the Patriots, John has helped engineer an offensive passing attack that ranks among the most potent in the NFL.

John and his wife, Joanne, have one son and two daughters.



TOM YEWIC **Offensive Backs**


Tom Yewcic has served the Patriots organization in a variety of roles over the years and will begin his second season as offensive backfield coach in 1980. He played with the Patriots during the infant

years of the franchise and later returned to the Patriots as a coach and scout. Only quarterback coach John Polonchek can boast a longer Patriot coaching service record than Yewcic among the present staff members.

Born May 9, 1933 at Conemaugh, Pa., Tom played at Michigan State and quarterbacked the Spartans to a 1954 Rose Bowl win over UCLA. A two-time sport All-America selection, Tom played catcher in the Detroit Tiger organization following his Spartan playing career. He played for the Toronto Argonauts in 1960 and then joined the Boston Patriots (AFL) for six seasons (1961-66). Tom still heads the Patriots all-time punters list with 377 punts for 14,553 yards (38.6 avg.) and boomed a 70 yard punt against the New York Jets on November 28, 1965. He was also the first Patriot ever to pass for over 300 yards in a game as he completed 18 of 38 attempts for 304 yards against the Jets on October 5, 1963.

Tom served the Patriots as offensive backfield coach in 1967 and 1968 before joining the college coaching ranks for several years. He then assumed the head coaching duties of the New England Colonials semi-pro team, for the 1973 season before returning to the Patriots in 1974, to work in the Pro Scouting Department. In 1976 he took command of the special teams and was promoted to offensive backfield coach in 1979 when Ron Erhardt was promoted from that role to head coach.

Tom and his wife, Jane, have one son and one daughter.



RICK BUFFINGTON Administrative Assistant

As the game of pro football grows increasingly more complex each season, NFL coaching staffs must rely on administrative assistants to handle the myriad duties such as film study and computerized game scouting analysis. Rick Buffington handles those important functions for the Patriots.

A native of Massachusetts, Rick was born on April 16, 1945 in nearby Fall River and was a star halfback at Durfee High School. Following a stint at Brigham Young University, he played with numerous semi-pro clubs throughout New England and later became Head Coach and General Manager of the semi-pro Attleboro Kings (EFL) where he turned in a 37-14-1 record.

After working as a part time scout for the New York Jets, Rick joined the Patriots Scouting Department in June, 1978 and assumed his present role in May, 1979. Not only does he spend numerous hours with football, he enjoys running and completed the 1980 Boston Marathon.

Rick is married to the former Susan Auger.

HEAD COACHES RECORDS

Coach	Seasons	Years	W-L-T Record	Pct.
LOU SABAN	1½	1960-61	7-12-0	.368
MIKE HOLOVAK	7½	1961-68	53-47-9	.530
CLIVE RUSH	1½	1969-70	5-16-0	.238
JOHN MAZUR	2	1970-72	9-21-0	.300
PHIL BENGTON	½	1970	1- 4- 0	.200
CHUCK FAIRBANKS	6	1973-78*	49-39-0	.557
RON ERHARDT	1	1979	9- 7-0	.563

*Fairbanks was under suspension for 12-18-78 game against Miami, won by Dolphins 23-3. Erhardt & Bullough served as acting co-head coaches and this loss is not included in Fairbank's record.

ALL-TIME COACHES ROSTER

Name	Position	Total Years	Years of Service
Beatty, Bruce	Offensive Line	4	1969-1972
Bengtson, Phil	Head Coach (Int.)	½	1972
Berry, Raymond	Receivers	2	1978-1979
Bruney, Fred	Defensive Backfield	2	1962-1963
Bullough, Hank	Defensive Line	7	1973-1979
Campbell, Marion	Defensive Line	2	1962-1963
Cappelletti, Gino	Special Teams	1	1979
Collier, Joel D.	Defensive Backfield	2	1960-1961
Dotsch, Rollie	Outside Linebackers	2	1975-1976
Elias, Bill	Defensive Backfield	2	1969-1970
Erhardt, Ron	Offensive Backfield	6	1973-1978
Evans, Dick	Defensive Line	2	1971-1972
Fairbanks, Chuck	Head Coach	5	1973-1977
Fletcher, Tom	Defensive Backfield	2	1971-1972
Gibson, Claude	Defensive Backfield	1	1968
Holovak, Mike	Offensive Backfield	1½	1960-1961
	Head Coach	7½	1961-1968
Kinard, Billy	Defensive Backfield	1	1979
Loudd, Rommie	Linebackers	1	1966
McLaughlin, Leon	Offensive Line	1	1977
Mazur, John	Offensive Backfield	1½	1969-1970
	Head Coach	2	1970-1972
Meyer, John	Linebackers	4	1969-1972
Miller, Red	Offensive Line	6	1960-61, 73-76
Nelsen, Bill	Quarterbacks	2	1973-1974
Perkins, Ray	Receivers	4	1974-1977
Polonchek, John	Quarterbacks	5	1975-1979
Richardson, Jesse	Defensive Line	5	1965-1969

Ringo, Jim	Offensive Line	2	1978-1979
Rush, Clive	Head Coach	1½	1969-1970
Rutigliano, Sam	Off. Backs-Receivers	3	1971-1973
Saban, Lou	Head Coach	1½	1960-1961
Shurmur, Fritz	Defensive Line	2	1978-1979
Smith, Jerry	Defensive Line	2	1960-1961
Spinney, Art	Offensive Line	7	1962-1968
Stoltz, Jerry	Receivers	4	1969-1972
Sumner, Charlie	Linebackers	6	1973-1978
Taseff, Carl	Defensive Backfield	1	1964
Valek, Jim	Special Teams	3	1973-1975
Walker, Dick	Defensive Backs	1	1977
Weaver, Larrye	Defensive Backfield	4	1973-1976
Weber, Chuck	Def. Line/ Backfield	4	1964-1967
Yewcic, Tom	Off. Backs/Spec. Teams	6	1967-68, 75-79

20 - 79 - 89 RETIRED



CAPPELLETTI



HUNT



DEE

Over the 20-year history of the Patriots only three players have been honored by having their jersey numbers retired from active service — No. 20 of kicker/wide receiver Gino Cappelletti; No. 79 of defensive tackle Jimmy Hunt; No. 89 of defensive end Bob Dee.


HOTELS ON THE ROAD

PRE-SEASON GAMES


Game	Hotel	Phone
Los Angeles	Anaheim Hyatt	(714) 772-5900
Oakland	Rickeys Hyatt	(415) 493-8000
Seattle	Red Lion/Sea Tac Inn	(206) 246-8600

REGULAR SEASON

Seattle	Red Lion/Sea Tac Inn	(206) 246-8600
NY Jets	Sheraton Heights	(201) 288-6432
Baltimore	Cross Keys Inn	(301) 532-6900
Buffalo	Sheraton—Buffalo East	(716) 681-2400
Houston	Marriott—West Loop	(713) 960-0111
San Francisco	Rickeys Hyatt	(415) 493-8000
Miami	Galt Ocean Mile	(305) 564-8581
New Orleans	Marriott	(504) 581-1000




PATRICK J. SULLIVAN
Asst. Gen. Mgr.




MIKE HOLOVAK
Dir., Coll. Scouting



BILL McPEAK
Dir., Pro Scouting




MIKE McCARTHY
Personnel Asst.



BOB TEAHAN
Personnel Asst.




JEANNETTE ALLEN
Asst. Treasurer




TOM HEALION
Head Trainer




GEORGE LUONGO
Equip. Mgr.




TOM HOFFMAN
Dir., Media Rel.



MICEAL CHAMBERLAIN
Dir., Marketing



KEN DEININGER
Film Mgr.



KEVIN FITZGERALD
Ticket Manager




NANCY MEIER
Adm., Player Personnel




JUDY QUIMBY
Adm. Asst., G.M.




TOM GARDNER
Data Processing Mgr.



STEVE POREDA
Systems Analyst




DON BROCHER
Asst. Equip. Mgr.



JOHN WATERS
Asst. Trainer




CLAUDIA SMITH
Asst. Dir. Media Rel.



BILL FANTINI
Asst. Ticket Mgr.



KAREN MASKAS
Asst. Ticket Mgr.



BARRY STEWART
Admin. Aide, G.M.



PATTI DEL GROSSO
Coll. Scouting



BETTE HALL
Media Relations



SARA HARVEY
Asst. Gen. Mgr.



HELEN IGO
Coll. Scouting



CINDY O'BRIEN
Coaches Office



SUSAN OULLETTE
Marketing




MARIE PASTER
Business Office



BEV SCOLLINS
Receptionist




LISA WALKER
Pro Scouting




ED BAYLEY
Stad. Operations



KEVIN CAVE
Stad. Operations



CHARLIE PARISH
Stad. Operations



LARRY SHELDON
Stad. Operations



VETERANS' BIOGRAPHIES



JULIUS ADAMS 85


DE 6-4 263
TEXAS SOUTHERN 9th year
DOB: 4-26-48 at Macon Ga.
HOW ACQUIRED: D-2, 1971

PRO: One of the veteran mainstays in the Patriots defensive line, Julius returned to the gridiron last season after missing all but the opening game of the '78 season with a shoulder injury (vs. Wash., 9-3-78) . . . his six QB sacks, including two each in wins over the NY Jets (9-9) and Chicago (10-14) helped the Patriots to a league leading QB sack effort (57) . . . "The Jewel" also accounted for 49½ tackles, 13 QB pressures and a fumble recovery in '79 while making seven starts . . . his best day was a six tackle effort vs. Denver (11-11) along with a fumble recovery . . . a strong and quick DE, Julius sets the example for the younger Patriot defenders . . . while starting all 14 games in '77, Julius had 9½ sacks, including 4½ against the Falcons (12-4-77) in front of his hometown fans . . . he also had 43 tackles on the year while leading the defensive line in total plays (841) . . . Julius was the top tackler (47½) among the defensive linemen in '76 and also had six sacks and 12 QB pressures . . . during his Patriots career, he has played three positions — DE, DT and LB for the club . . . was Patriots leading sacker (7½) in '74 and was named as one of the NFL's top defensive linemen by Pro QB Magazine . . . missed five games the following year (1975) with a foot injury but returned to spearhead the defense in '76 . . . chosen to the UPI all-rookie team in 1971 . . . one of only four players on the active squad (along with center Bill Lenkaitis guard Sam Adams and NT Ray Hamilton) who have played in more than 100 games in a Patriot's uniform (107 games).

COLLEGE: Four year starter at Texas Southern where he was twice tabbed all conference.

PERSONAL: Married (Yvonne) . . . father of three sons, Julius III (9), Chris (5), and Keith (1), as well as a daughter Simone (2) . . . likes to hunt . . . operates a farm in his hometown Macon, Ga. area.

STATS: Blocked PAT in 1974; Fumbles Recoveries: '71-1, '73-1, '79-1; Games played: 1971-14, 1972-11, 1973-14, 1974-14, 1975-9, 1976-14, 1977-14, 1978-1, 1979-16, Total: 107.



SAM ADAMS 61


OG 6-3 260
PRAIRIE VIEW 9th year
DOB: 9-20-48 at Jasper, TX.
HOW ACQUIRED: W-Dallas, 1971

PRO: A veteran mainstay in the Patriots offensive line, Sam has started 82 of 86 games since becoming a Patriot . . . had a fine year in '78 as he helped pave way for the Patriots NFL record setting season rushing effort . . . along with linemate and center Bill Lenkaitis (125), Sam is one of only four active Patriots to play in more than 100 games in a Patriots uniform through the 1979 season, having played in 105 games in eight years . . . started 13 of first 14 games in '79 while missing a start against Chicago (10-14) because of flu . . . injured ankle early in 14th game (vs. Miami, 11-29) and was replaced in starting lineup for final two games by backup Bob Cryder . . . saw action in final game . . . while the Patriots starting right guard, Patriots were NFL's second best rushing club in '76 and AFC's third best in '77 performance of 3165 yards . . . Sam not only plays right guard, he can also play both tackle spots as proven by his performance in '73 when he started eight games there . . . began pro career as a supplemental draft selection by Los Angeles in 1970 . . . released by Rams, then joined Dallas before Patriots claimed him on waivers from Cowboys prior to 1971 season . . . spent '71 season on Patriots taxi squad . . . started seven games at guard in 1972 before moving to tackle in '73 and back to right guard spot opposite John Hannah in '74.

COLLEGE: Three year starter at Prairie View A & M.

PERSONAL: Married (Marilyn) and has one son, Sam (6) . . . spent past off-season studying Accounting at University of Houston . . . cousin of former Pittsburgh Steeler and Patriots DE Ernie Holmes . . . another cousin, James Hadnot was chosen by Kansas City in 3rd round of 1980 NFL draft.

STATS: Fumble recoveries: 1972-1, 1977-1; Games played 1972-7, 1973-12, 1974-14, 1975-13, 1976-14, 1977-14, 1978-16, 1979-15, Total: 105.



DOUG BEAUDOIN 27

SS 6-1 190

MINNESOTA 5th year

DOB: 5-15-54 at Dickinson, ND.


HOW ACQUIRED: D-9, 1976

PRO: Doug had another season of combat with the injury bug in '79 although he won the starting strong safety spot in training camp . . . after starting the first two games, he missed the next two with a groin injury but returned to the starting lineup for five more games before fracturing a cheekbone vs. Buffalo (11-25) . . . as a result of that injury, he was placed on the injured reserve list on 11-27 . . . had 17 tackles on the year including five in the season opener vs. Pittsburgh . . . also recorded an interception vs. Buffalo (11-25) . . . started 13 games in 1978 with the biggest day of his pro career coming when he had two interceptions in Patriots 33-24 win over Miami (10-22-78) . . . turned in 49 tackles and three interceptions in 1978 . . . saw plenty of special teams action his first two years as a pro . . . placed on injured reserve list for final three games of rookie year (1976) with mononeucleosis.

COLLEGE: Four year varsity starter for Golden Gophers . . . was a RB as a frosh (513 yards rushing, 4 TDs) before switching to free safety spots . . . second team All Big Ten as a senior in 1975.

PERSONAL: Married (Renee), has one son, Ryan (2) . . . works part-time as an instructor in a Nautilus training facility . . . along with teammates Dick Conn and Eddie Hare, he won the NFLPA Golf Tournament in Las Vegas during the past off-season . . . besides golf, he enjoys photography.

STATS: Fumble recoveries: 1976-1, 1979-2; Interceptions: 1978-3, 1979-1; Kickoff Returns: 1977-four for 73 yards; Punt returns: 1977-one for zero yards; Games played: 1976-9, 1977-11, 1978-16, 1979-10, Total—46



RICHARD BISHOP 64

NT/DE 6-1 260

LOUISVILLE 5th year

DOB: 3-23-50 at Cleveland.


HOW ACQUIRED: FA, 1976

PRO: Well built, muscular performer who can play both nose tackle and DE . . . started 14 games as knee injury vs. Buffalo (11-25) held him out of Miami (11-29) and NY Jets (12-9) games . . . returned to start final game vs. Minnesota (12-16) . . . eighth on team, third best tackler (54) among defensive linemen in '79 . . . runnerup in sack race with 8½ while adding 18 QB pressures . . . best day was seven tackle performance vs. Minn. (12-16) . . . earned starting role at DE in early '78 when Julius Adams was placed on injured reserve . . . opened with outstanding performance vs. All-Pro tackle Art Shell (Oakland) and won Jim Lee Hunt Memorial Award as team's outstanding lineman . . . also won 1776 Fan Club Unsung Hero Award in '78 . . . led Patriots in QB pressures (27), second in sacks (7) and third in tackles (75) . . . topped DL with 15 pressures as defensive unit was tops in AFC in '77 . . . pro grid career got off to a whirlwind start . . . 5th round pick of Cincinnati in 1974 NFL draft but was victim of final roster cut in camp . . . played with Hamilton Tiger-Cats (1974) and Ottawa Rough Riders (1975) of CFL the next two years . . . re-signed by Bengals as FA on 2-24-76 but cut again on 8-17-76 . . . signed by Patriots as FA on 9-5-76 and played in opening game vs. Baltimore . . . waived the following day, but re-signed five days later and played in final 13 games.

COLLEGE: All Missouri Valley Conference player who led Cardinals in tackles for two years.

PERSONAL: Married (Barbara) . . . active in N.E. area Special Olympics, Boy Scout groups and Boys' Club . . . works as auto broker and on President's Task Force on Youth Employment . . . likes to write and paint.

STATS: Fumble Recoveries: 1976-2, 1977-1, 1978-2, 1979-1; Games played: 1976-14, 1977-12, 1978-16, 1979-14, Total-56.



PETE BROCK 58


OC/OG 6-5 260
COLORADO 5th year
DOB: 7-14-54 at Portland, OR.
HOW ACQUIRED: D-Ib, 1976

PRO: No matter what the offensive line position is, Pete proved in 1979 that he can play it . . . primary backup at center and guard through first ten games, he started last six games at LT in place of the injured Dwight Wheeler . . . started at RG in 27-7 win over Chicago (10-7) and played three other positions (LT, WB and snapper) in same series of plays . . . his versatility in filling all positions and shoring up the Patriots offensive line that was riddled with injuries earned Pete the 1776 Fan Club's Unsung Hero Award for 1979 . . . not only does he snap for FG, PAT and punts, Pete also has played as wingback or third TE in three TE offense . . . started at LG in place of absent John Hannah for first three games of '77 . . . as a rookie, Pete caught TD pass vs. NY Jets and was dubbed "Deep Threat" by teammates . . . one of three first round picks by Patriots in 1976 draft . . . he and Tim Fox were chosen with first round picks acquired from San Francisco in Jim Plunkett trade . . . second offensive lineman, 12th player selected in 1976 draft.

COLLEGE: Consensus All-America and co-captain at Colorado his senior year . . . teammate of Patriot TE Don Hasselbeck while playing for Buffs.

PERSONAL: Married (Karen) . . . father of Stephanie (4) and John (2) . . . began career in research and development with Nike Shoes, now in promotions with same company . . . brother Will played with Detroit and Kansas City . . . younger brother Stan was All-American lineman at Colorado and drafted in first round of '80 NFL draft by New Orleans . . . likes to fly-fish.

STATS: Receiving: 1976-one for six yards (TD); Fumble recoveries: 1976-1, 1979-2; Games played: 1976-14, 1977-14, 1978-16, 1979-16, Total: 60.



MARK BUBEN 63


DE 6-3 260
TUFTS 2nd year
DOB: 3-23-57 at Methuen, MA.
HOW ACQUIRED: FA, 1979

PRO: Defensive Coordinator Fritz Shurmur tutored Mark in his rookie campaign as a pro and said "he's an intense young competitor whose outstanding hustle and competitiveness earned him a spot on the roster" . . . played in all 16 games as a reserve DL and on special teams . . . was credited with 7½ tackles in the defense cause.

COLLEGE: A local hero, Mark played his college ball at nearby Tufts University, a Division III school in Medford . . . MVP as a senior and Kodak Division III All-America selection . . . also college division winner of the prestigious New England football award, the Golden Helmet Award . . . in his final year as a collegian, had 12 QB sacks, 90 unassisted tackles and 10 blocked passes in nine games.

PERSONAL: Single . . . father is an Orthodox Minister in hometown of Methuen MA . . . didn't play football until senior year in H.S. . . . spent his first pro off-season weight training and speaking to groups on Boston's North Shore.

STATS: Games played: 1979-16.



DON CALHOUN 44

RB 6-0 212
KANSAS STATE 7th year
DOB: 4-29-52 at Muskogee, Okla.
HOW ACQUIRED: FA, 1975

PRO: Don has earned the reputation as the squad's fireman, always coming to the rescue when the Patriots offensive backfield has been besieged by injuries, as has often been the case in the past several seasons . . . although he didn't win a starting role at the opening of the season, Don made six starts in place of starters Sam Cunningham (FB) and Andy Johnson (HB) and finished the year as the club's third best rusher behind Cunningham and Horace Ivory . . . he also tied Cunningham for team leadership in rushing TDs with 5 scores . . . Don's best day of the year was an 83 yard rushing effort on 20 carries vs. Buffalo on 11-25 . . . on the strength of his 456 rushing yards in '79, Don has become the Patriots fourth ranked all-time rusher with 2399 career yards on 563 carries (4.3 avg.) to rank behind only Jim Nance (1323-5323), Cunningham (1290-5163) and Larry Garron (763-2981) . . . had the longest run of his pro career vs. St. Louis (9-10-78) when he dashed 73 yards on the final play of the first half, only to be stopped one yard short of the goal line . . . '77 saw Don ranked ninth among AFC rushers, his best year as a pro . . . emerged from the background in 1976 to help lead the Patriots to a playoff spot when he took the place of starting FB Cunningham who was injured in the tenth game of the season . . . he ripped off four consecutive games with over 100 yards rushing vs. Baltimore (24-141), NY Jets (22-109), Denver (25-177) and New Orleans (22-113) . . . ranks only behind Nance and Cunningham for most 100 yards rushing games in club history with six to his credit . . . his 5.6 rushing avg. was tops in the NFL in '76 . . . was Buffalo's 10th round choice in 1974, playing in all 14 games for the Bills that year . . . after playing first six games of '75, he was waived by the Bills and signed as a FA with the Patriots on 11-22-75 . . . ironically, he caught the Patriots longest reception of the year (62 yards) from former Kansas State teammate Steve Grogan against the Bills.

COLLEGE: Playing both halfback and fullback as he now does for the Patriots, Don gained 1300 yards during his career with the Wildcats.

PERSONAL: Married (Donna) . . . father of three daughters . . . avid weightlifter who pound for pound is one of the team's strongest players.


Year	G	RUSHING					RECEIVING				
		No.	Yds.	Avg.	Lg.	TD	No.	Yds.	Avg.	Lg.	TD
1974	14	21	88	4.2	15	0	2	10	5.0	-	0
1975	11	42	184	4.4	38t	1	5	111	22.2	62	1
1976	14	129	721	5.6	54	1	12	56	4.7	12	0
1977	14	198	727	3.7	25	4	13	152	11.7	47	0
1978	14	76	391	5.1	73	1	3	29	9.7	15	0
1979	16	137	456	3.3	29	5	15	66	4.4	14	1
Totals	83	603	2567	4.3	73	12	50	424	8.5	62	2

Single Game Career Highs

Most Carries—27, vs. Baltimore (10-23-77)
Most Yds. Rush.—177, vs. Denver (11-28-76)
Longest Run—73, at St. Louis (9-10-78)

100 Yard Rushing Games

1975 — vs. NY Jets (12-7) 15-103-1 (38t)
1976 — at Baltimore (11-4) 24-141-0 (54)
 at NY Jets (11-21) 22-109-0 (12)
 vs. Denver (11-28) 25-177-0 (26)
 vs. New Orleans (12-5) 22-113-0 (24)
1978 — at St. Louis (9-10) 17-143-0 (73)



MATT CAVANAUGH 12

QB 6-1 210
PITTSBURGH 3rd year
DOB: 10-27-56 at Youngstown, OH.
HOW ACQUIRED: D-2, 1978.


PRO: Last season provided another year of waiting for Matt as he struggled with a late season knee problem and played behind Steve Grogan and Tom Owen . . . expected to take over primary backup role and make a run for starting time in 1980 . . . played in 13 games in his second pro campaign, mostly as placeholder for John Smith . . . saw

signal calling action vs. Jets (9-9), throwing one complete pass for ten yards . . . rookie year was spent learning and rehabilitating from Spring, 1978 knee surgery, . . . missed three games in '79 (Balt., Buff. and Miami) following minor knee (right) surgery (11/12) to remove bone chips, but returned to action for final two games.

COLLEGE: Record laden career with Panthers enabled him to be chosen 50th in 1978 NFL draft . . . holds Pitt records for most passing TDs (5) in a game (vs. Duke, '76), most TD passes (15) in a season ('77), most career TD passes (31) and total offense in one game (370 yards vs. Duke, '76) . . . wrist injury early in senior year forced him to sit out only three weeks, then he returned to lead Pitt over Clemson in Gator Bowl (36-23-378-4 TDs) to win MVP honors . . . as a junior, he broke a leg but returned a month later to steer Pitt to Sugar Bowl win over Georgia (game MVP) and to National College Championship.

PERSONAL: Single . . . works as management trainee in Pittsburgh bank . . . counts golf and racquetball as his two favorite hobbies . . . brother Ken plays for Youngstown State while other brother Dan is a frosh QB at Pitt.

STATS: Passing: 1979-one completion for ten yards. Games played: 1978-0, 1979-13, Total-13.



AL CHANDLER 82

TE 6-3 229

OKLAHOMA 7th year

DOB: 11-18-50 at Oklahoma City, Ok

HOW ACQUIRED: W-St. Louis, 1979

PRO: Al made his return to the Patriots via the waiver wire when he was claimed from St. Louis on 11-1-79 to help bolster the Patriots receiving corps midway through the season . . . after playing the first nine games of the year for the Cards (5 receptions for 49 yards), he played in the season's last seven as a Patriot, making one catch for two yards . . . Al is an able receiver who can also play an important role on special teams . . . after playing first four games of '78 with the Patriots, he was waived on 9-29-78 and later signed as a FA by the Cards on 10-4-78 . . . had 16 catches for 190 (11.9 avg.) for St. Louis and tied for team leadership in TD receptions (4) . . . started in three games for injured Russ Francis in both '76 and '77 . . . originally a second round pick of Cincinnati in 1973, Al was traded to San Francisco in 1975 and was a victim of the 49ers' final cut . . . did not play during '75 NFL season . . . signed as FA by Patriots on 4-6-76 played in all 28 games during '76 and '77 seasons.


COLLEGE: Two time All-Big 8 selection as TE at Oklahoma and was also named to several All-America squads.

PERSONAL: Married (Peaches) . . . father of daughter Nikishi (3) . . . holds B.S. degree in management and a M.A. in public administration . . . works in employee relations for energy company in Oklahoma City.

RECEIVING

Year	Club	G	No.	Yds.	Avg.	TD
1974	Cinn.	13				
1975	Cinn.	14	1	9	9.0	0
1976	Patriots	14	5	49	9.8	3
1977	Patriots	14	7	68	9.7	0
1978	Patriots	4				
	St. Louis	11	16	190	11.9	4
1979	St. Louis	9	5	49	9.9	0
	Patriots	7	6	51	8.5	2
Totals		86	36	367	10.5	9

OTHER STATS: Fumbles Recoveries: '76-2.



ALLAN CLARK 35

RB/KOR 5-10 186

NORTHERN ARIZONA 2nd year

DOB: 6-8-57 at Grand Rapids, MN.

HOW ACQUIRED: D-10-b, 1979


PRO: No one expected Allan to make the Patriots roster last season

after being chosen as the last of the Patriots 1979 draft choices (tenth round) and 271st player overall in the draft . . . despite his small size, he became the "kamikazee kid" on the special teams and his outstanding special teams play in pre-season won him a spot on the roster . . . top tackler on the kickoff coverage squad with 10 stops . . . ranked sixth in AFC among kickoff returner with 816 yards on 37 returns (22.1 avg.) . . . RB Coach Tom Yewcic says Clark "is a tough hardnosed running back who is very competitive and can make things happen" . . . Allan won the admiration of Patriot fans for his special teams play and was chosen as Patriots Rookie of the Year by the Patriots 1776 Fan Club . . . his best rushing day was in Patriots 50-21 win over Baltimore (11-18) when he got 65 yards on 9 carries including a 15 yard TD run.

COLLEGE: Second team All-America selection who had 3575 all purpose yards in four years of play . . . had a 4.87 rushing average (2753 on 552 attempts) . . . scored first two times he handled the ball in college . . . as a halfback option passer, went 7 for 9 including five TD passes.

PERSONAL: Married (Deborah) with two sons, Allan, Jr. (3) and Michael (1) . . . began a sales career during the past off-season for a local Dodge dealership . . . often seen at Schaefer Stadium working out . . . likes to fish and hunt.

Year	G	RUSHING					TD	No.	KICKOFF RETURNS			TD
		Att	Yds.	Avg.	Lg.	Yds.			Avg.	Lg.		
1979	16	19	84	4.4	19		37	816	22.1	38	0	



RAY CLAYBORN 26

CB 6-1 190
 TEXAS 4th year
 DOB: 1-2-55 at Forth Worth, Tx
 HOW ACQUIRED: D-1a, 1977


PRO: In only his third year as a pro, Ray lived up to potential by playing what many NFL observers felt was an all-pro season . . . Patriots Head Coach Ron Erhardt summed up Ray's third year by saying, "I thought Ray belonged in the Pro Bowl" . . . Ray started all 16 games for the second consecutive year and snapped Mike Haynes three year reign as team interception leader by snagging five interceptions to Haynes' three . . . he also figured in 15 of the 45 passes blocked by Patriot defenders on the year while finishing fourth on the squad in tackles (58½) . . . having become a full time corner, Ray's role as the Patriots primary kickoff returner was taken over by rookie Allan Clark, but he filled in for the injured Clark vs. Baltimore (10-28) to return two kickoffs for 33 yards . . . in his sophomore season (1978), he earned the starting role at corner for all 16 games and was 10th among AFC kickoff returners (27 for 636 yards, 23.6 yard avg.) . . . as the 16th player taken in the '77 NFL draft (choice from San Francisco in Jim Plunkett trade), he broke into the NFL in stellar fashion, setting five Patriot kickoff return records as a rookie . . . his 101 yard KOR vs. Balt. (12-18-77) for a TD was the NFL's longest of the year . . . he added KOR's of 100 yards (vs. NY Jets, 10-2-77) and 93 yards (vs. Buffalo, 11-6-77) to lead the league in that department for the '77 season . . . Ray's 869 kickoff return yards was second best in both the AFC and NFL in '77 . . . as a rookie, he was named to PRO FOOTBALL WEEKLY'S all-AFC and all-pro squads as a kickoff returner . . . now playing with greater confidence at the increasingly difficult corner position, Ray is expected to emerge as one of the top corners in the NFL in the seasons to come.

COLLEGE: A two sport standout at Texas, Ray played both football and ran on the track team . . . while a sophomore RB, he gained 209 yards on 74 carries for the Longhorns, but switched to the secondary for his final two college seasons . . . turned in six interceptions and 23 blocked passes in college . . . as a return specialist at Texas, he returned punts for 477 yards and kickoffs for another 582 yards, including a 95 yarder for a TD vs. Boston College (1974).

PERSONAL: Single . . . returned to the UT campus to complete degree requirements in the off-season . . . college roommate was RB Earl Campbell of Houston.

Year	G	KICKOFF RETURNS					TD	INTERCEPTIONS				
		No.	Yds.	Avg.	Lg.	No.		Yds.	Avg.	Lg.	TD	
1977	14	28	869	31.0	101t							
1978	16	27	636	23.6	60	0	4	72	18.0	44	0	
1979	16	2	33	16.5	20	0	5	56	11.2	27	0	
Totals	46	57	1538	27.0	101t	3	9	128	14.2	44	0	

OTHER STATS: '77-1; Fumbles Recoveries: '78-1.



RAY COSTICT 55


OLB 6-0 218
MISSISSIPPI STATE 4th year
DOB: 3-19-55 at Moss Point, MS.
HOW ACQUIRED: D-11, 1977

PRO: A steady special teams performer through his three year Patriot career, Ray has played at both the inside and outside linebacking positions . . . Ray had the most tackles of any non-starter on the Patriots, recording 50 tackles while backing up Rod Shoate and seeing action in passing situations . . . started one game in '79 for the injured Shoate vs. Baltimore (10-28) . . . had a 22 yard interception return vs. NY Jets (9-9) . . . Fritz Shurmur feels Ray is "an exceptional producer on pass coverage situations and is a very alert player who works hard at the mental aspect of the game" . . . when Steve Nelson was injured in 1978, Ray started four games at ILB . . . also had 50 tackles in 1978 . . . saw mostly special teams action as a rookie in 1977, after being chosen in the 11th round (303rd player overall) of NFL draft.

COLLEGE: A tenacious tackler at Mississippi State, Ray had 462 tackles in three years as a LB for the Bulldogs . . . AP third team All-America as a senior and two time SEC selection . . . had a 4.8 yard rushing average as a frosh FB.

PERSONAL: Single . . . spends the off-season working with youngsters and in various charity functions . . . likes to swim and play basketball.

STATS: Fumble recoveries: 1978-2, 1979-2, Games played: 1977-14, 1978-16, 1979-16, Total: 46.



BOB CRYDER 75


OG 6-4 265
ALABAMA 3rd year
DOB: 9-7-56 at East St. Louis, IL.
HOW ACQUIRED: D-1, 1978

PRO: Bob's sophomore campaign was much more successful than his rookie year in that he was active for all 16 games . . . as a promising rookie, he was placed on injured reserve after five games following surgery for a chronic wrist injury . . . he rebounded to add great depth to the offensive line and started the final two games (vs. NY Jets and Minn.) at RG after Sam Adams injured an ankle . . . Ron Erhardt "expects a battle between Cryder and Sam Adams for the starting RG spot in 1980" and the hefty Crimson Tide product has shown signs of maturing into NFL form . . . as Patriots top choice in 1978 draft, he was the 18th overall selection.

COLLEGE: Followed in the footsteps of linemate John Hannah at Alabama . . . while a strong side guard in the Tide's wishbone, he showed his versatility by playing tackle in the Senior Bowl . . . won Jacobs Award as a senior for being top blocker in SEC . . . timed at 5.1 in 40 and at 2.8 in the 20.

PERSONAL: Single . . . spends the off season in hometown of O'Fallon, Illinois (St. Louis suburb) . . . plans to open a health center featuring Nautilus equipment . . . hobbies include fishing and collecting guns.

STATS: Fumble recoveries: 79-1; Games played: '78-5, '79-16, Total-21.



SAM CUNNINGHAM 39

FB 6-3 230
USC 8th year
DOB: 8-15-50 at Santa Barbara
HOW ACQUIRED: D-1b, 1973

PRO: Three different injuries during the course of the '79 season did

not prevent "Sam Bam" from leading the Patriots rushing efforts for the fifth straight season . . . since joining the Patriots in 1973, he has led the club in rushing in six of his seven pro years (runnerup in 1974) . . . now ranks second on the Patriots all-time rushing list with 5163 career yards on 1290 carries (4.0 avg. and 39 TDs), just 160 yards behind Jim Nance (1323 attempts for 5323 yards) . . . Sam ranks as the top active player on the Patriots all-time receiving list with 198 career receptions for 1813 yards (9.6 avg. and 6 TDs), only one catch shy of third ranked Art Graham (199 receptions) . . . the big fullback added five rushing TDs to his career scoring total of 45 TDs (39 rushing, 6 receiving) in '79 . . . now ranks fourth on the club's all-time scoring list with 270 points . . . Nance is a single TD ahead in the third spot with 276 career points . . . he was off to a solid start in '79, rushing for 419 yards on 101 carries (4.14 avg.) in the first six games before succumbing to a rash of injuries . . . sat out the second half of the season's seventh game, a 27-7 Patriots win at Chicago (10-14) because of shoulder problems . . . played the next game, a pivotal 28-13 win over Miami at Foxboro (10-21), but sat out the Patriots 31-26 defeat at Baltimore the next week (10-28) because of the shoulder problems . . . three weeks later (11-28), in the rematch between the Colts and Patriots, he twisted an ankle in the early going and sat out the balance of the contest as well as the next two games, both losses (Buffalo 16-13 OT and Miami 39-24) . . . made a return to the lineup in the fifteenth game vs NY Jets (12-9), rushing for 39 yards and 1 TD on 14 carries, but was felled with a knee injury late in the final stanza . . . placed on the injured reserve list the next week (12-12) and missed the season finale . . . prior to his bout with injuries in '79, Sam had chalked up back to back complete seasons the previous two years . . . had his best day in '79 against Detroit (10-7), handling 20 of the Patriots 45 rushing attempts and gaining 93 yards on the day for a 4.7 average . . . '78 was his best overall as a pro, as he made his lone Pro Bowl appearance after accumulating 1,065 total offensive yards . . . his 768 rushing yards topped the Patriots and he finished fourth on the club's receiving list with 297 yards on 31 receptions . . . has had 11 100 yard rushing games during his career, his most recent a 141 yard effort on 25 carries at San Diego (10-16-77) . . . became the first Patriot since Jim Nance in 1967 to rush for over 1000 yards in a season, accomplishing that task with 1,015 yards on 270 attempts to rank fifth in the AFC and eighth among all NFL runners . . . despite missing three games in '76 playoff drive, led club in rushing (824 yards) while finishing eighth on the AFC chart . . . although a broken leg ended his season after ten games in 1974, he was named team MVP . . . stepped in as a rookie to start in ten games while playing the entire year, and led the club in rushing (516 yards) which still ranks as the best rushing performance by a rookie in club history.

COLLEGE: Earned the nickname "Sam Bam" for his daring dives over goalline pileups while leading the Trojans to a national championship as a senior in 1972 . . . scored four TDs in big Rose Bowl win over Ohio State . . . a consensus All-America pick, he doubled as a trackman, winning two CIF shotput titles and also ran a 9.8 100 yard dash.

PERSONAL: Single . . . the personable and soft spoken native Californian spends his off-seasons in his home state . . . enjoys raising dogs and is usually accompanied by two of his favorite four leggers, Winkles and S.L.

Year	G	RUSHING					RECEIVING					TD
		Att.	Yds.	Avg.	Lg.	TD	No.	Yds.	Avg.	Lg.		
1973	14	155	516	3.3	25	4	15	144	9.6	34t		
1974	10	166	811	3.3	25		15	144	9.6	34t		
1975	13	169	666	3.9	17		32	253	7.9	24		
1976	11	172	824	4.8	24	3	27	299	11.1	41	0	
1977	14	270	1015	3.8	31t	4	42	370	8.8	35	1	
1978	16	199	768	3.9	52t	8	31	297	9.6	31	0	
1979	12	159	563	3.5	27		29	236	8.1	20	0	

Totals 90 1290 5163 4.0 75t 39 198 1813 9.2 41 6

Single Game Career Highs

Most Carries—31, vs. Seattle (10-9-77)

Most Yds. Rushing—141, at San Diego (10-16-77)

Longest Run—75, at Buffalo (10-20-74)

Most Receptions—7, vs. Houston (9-26-77) at Cleveland (9-26-77)

Most Yds. Receiving—94, vs. Oakland (10-3-76)

Longest Reception—41, vs. Oakland (10-3-76)

100 Yard Rushing Games

1974—at Buffalo (10-20) 11-125-3 (75t)

at Minnesota (10-27) 22-129-0 (24) vs. NY Jets (11-17) 21-113-0 (40)

1975—at Buffalo (11-23) 19-100-2 (12)

1976—vs. Miami (9-19) 21-106-0 (15)

vs. Oakland (10-3) 21-101-0 (24)

at Buffalo (10-24) 22-118-1 (22)


vs. Buffalo (11-7) 25-141-1 (23)

1977—vs. Kansas City (9-18) 23-105-0 (11)

vs. Seattle (10-9) 31-101-26 (0)

at San Diego (10-16) 25-141-0 (20)

OTHER STATS: '73-10, '74-2, '75-12, '76-5, '77-10, '78-4, '79-4; Fumble Recoveries: '73-2 for minus two yards, '75-2, '76-1, '77-2, '78-0, '79-0.



JUDSON FLINT 24


CB 6-0 201
MEMPHIS STATE 1st year
DOB: 1-26-57 at Farrell, PA.
HOW ACQUIRED: D-7, 1979

PRO: Although he started his pro career with a fine showing in training camp, Judson was felled by a knee injury in the second game of the preseason (vs. LA, 8-12) . . . knee surgery followed and he spent the entire year on the injured reserve list . . . off-season rehabilitation has been a success and he is expected to push for a backup spot in the talented Patriots secondary.

COLLEGE: Began collegiate career at California State (PA) where he was a two time all-Penn DB . . . switched to Memphis State and won scholarship as a walk on . . . played safety as a junior and corner as a senior, turning in 3 interceptions . . . also a punt returner (19 returns for 211 yards and 2 TDs).

PERSONAL: Single . . . returned to campus during past off-season to complete degree . . . likes to play racquetball and bowl . . . college roommates were Ernest Gray (NY Giants) and Eddie Hill (LA Rams).

STATS: Games played: 1979-0.



CHUCK FOREMAN 22

RB 6-2 210
MIAMI (FL) 8th year
DOB: 10-26-50 at Frederick, MD
HOW ACQUIRED: T-Minn., 1980

PRO: Chuck became a Patriot on April 17, 1980 when he was traded by the Minnesota Vikings in exchange for an unannounced 1981 draft choice . . . had 17 100 yard rushing games to his credit during seven year career with Vikes . . . most recent came during '78 season when he rushed for 122 yards in season opener vs. New Orleans (9-3) and 101 yards vs. Dallas (10-26) . . . Chuck holds Viking club records for most career pass receptions (336) and career rushing yards (5,879) . . . ranks second in all-time club career listings behind Bill Brown for TDs (75) and total offense (9,198 yards) . . . has played in five Pro Bowls which equals the mark of new teammate Harold Jackson to top the Patriots in that department . . . reeled off three straight 1,000 yard rushing seasons (1975-77) before a knee injury in the fourth game of 1978 vs. Chicago forced him to miss two games and limited his effectiveness during the balance of the year . . . returned in '79 to be bit by the injury bug again, this time suffering a rib injury which placed him on the injured reserve list after 12 games . . . a great pass receiver, he led the NFL in receptions in '75 with 73 catches (691 yards and 9 TDs) . . . expected to bolster the Patriots ground game with his great running ability and lend an added threat as a receiver out of the backfield.

COLLEGE: Played both WR and RB during his final two years at Miami . . . as an RB, was offensive MVP in both Senior Bowl and North-South games . . . rushed for 1,631 yards and caught 56 passes for 732 yards during career with Hurricanes.


PERSONAL: Single . . . operates a chain of Nautilus centers and an interstate trucking business in Minneapolis . . . enjoys fishing and music . . . brothers Gary (Miami, FL) and Francis (Cincinnati) both play college football.

Year	G	RUSHING					RECEIVING				
		No.	Yds.	Avg.	Lg.	TD	No.	Yds.	Avg.	Lg.	TD
1973	12	182	801	4.4	50t	4	37	362	9.8	46	2
1974	13	199	777	3.9	32	9	53	586	11.1	66t	6
1975	14	280	1070	3.8	31t	13	73	691	9.5	33	9
1976	14	278	1155	4.2	46	13	55	567	10.3	41t	1
1977	14	270	1112	4.1	51	6	38	308	8.1	31t	3
1978	12	237	749	3.2	21	5	61	396	6.5	20	2
1979	12	83	215	2.6	16	2	19	147	7.7	22	0
Totals	91	1529	5879	3.8	51	52	336	3057	9.1	66t	23

OTHER STATS: Kickoff returns: '74-one for 30 yards, '75-one for four yards; Fumble Recoveries: '73-1, '74-2, '75-2, '76-2, '77-2.

SINGLE GAME CAREER HIGHS

Most Yds. Rushing — 200, vs. Phil. (10-24-76), 28 att.
 Most Pass Receptions — 10, vs. Buffalo (12-20-75), 87 yards
 Most Yds. Receiving — 118, vs. NY Giants (10-17-76), 8 receptions
 Most TDs, Rushing — 3, vs. Green Bay (9-15-74)
 Most TDs, Receiving — 2, vs. Buffalo (12-20-75)
 Most TDs — 4, vs. Buffalo (12-20-75), 2 rushing, 2 receiving



TIM FOX 48

FS 6-0 201
 OHIOSTATE 5th year
 DOB: 11-1-53 at Canton, OH
 HOW ACQUIRED: D-1c, 1976

PRO: Tim has fast become one of the game's best free safeties although he has been passed over in Pro Bowl balloting during his four pro campaigns . . . an intense and aggressive player, he is a spirited leader on defense and was the team's second leading tackler (70½) in '79 . . . he also added two interceptions, four QB pressures, four pass deflections and one fumble recovery to his impressive tackle total . . . Tim has now made 59 consecutive starts since missing the season opener as a rookie in '76 with a hip injury . . . this past year was his third straight as the Patriots top tackler in the secondary, and he also topped the secondary tackle chart in both 1977 (54) and 1978 (68) . . . Tim is the type of player who plays with reckless abandon and likes to charge up and hit opposing ball carriers . . . turned in 52 tackles and 27 assists as a rookie while also contributing a top effort on special teams, especially as a blocker . . . earned UPI and PFW all-rookie honors in 1976 . . . in season opener of '79 vs. Pittsburgh, he was the game's top tackler with nine hits and three assists . . . recorded a sack on a blitz vs. Baltimore (11/78) . . . was one of three first round draftees selected by Patriots and 21st player selected overall in 1976 NFL draft . . . acquired with a first round choice from San Francisco (originally Houston's) in Jim Plunkett trade.


COLLEGE: A four year starter under Woody Hayes at Ohio State, he played in 43 of 46 games during his four year Buckeye career . . . consensus All-America selection who helped lead Buckeyes to 40-5-1 record in his four years at Columbus . . . co-captain of unbeaten (11-0) squad in 1975 . . . led Big Ten during senior year in punt returns (22 for 256 yards, 1 TD) and ranked 12th nationally, just one spot behind Patriot teammate Mike Haynes.

PERSONAL: Married (Debbie) . . . father of two daughters, Landin (3) and Haley (1) . . . raised in home of Pro Football Hall of Fame, Canton, Ohio . . . enjoys both water and snow skiing . . . organizer of Patriots off-season basketball squad . . . would like to pursue a career in law or real estate after football career ends.

INTERCEPTIONS

Year	G.	No.	Yds.	Avg.	Lg.	TD
1976	13	3	67	22.3	29	0
1977	14	3	39	13.0	27	0
1978	16	2	10	5.0	10	0
1979	16	2	38	19.0	25	0
Totals	59	10	154	15.4	29	0

OTHER STATS: Fumble Recoveries: '76-4, '77-1, '78-1, '79-1.



RUSS FRANCIS 81

TE 6-6 242
 OREGON 6th year
 DOB: 4-3-53 at Seattle, WA
 HOW ACQUIRED: D-1, 1975

PRO: The Miami Dolphins proved to be Russ's nemesis last season as he was injured in both contests against the Patriots AFC East rival . . . in the Patriots 28-13 victory over the Dolphins at the season's midway mark (10-21), Russ fractured a small bone in his back (transverse pro-

cess) and missed the following two games . . . he returned to action in the next four contests, but in the Patriots-Dolphins return match at the Orange Bowl (11-29), Russ suffered a concussion when diving for a pass early in the third quarter . . . the injury shelved him for the remaining two games on the schedule . . . despite the injuries which caused him to miss four full games and parts of two others, he had his best year ever statistically (39 receptions for 557 yards) and ranked third in the Patriots potent receiving attack behind 1,000 yard receivers Harold Jackson and Stanley Morgan . . . had five receptions in each of the seasons first two games (53 yards vs. Pittsburgh and 82 yards vs. NY Jets . . . he repeated that mark again in the fifth game of the season when he grabbed five passes vs. Green Bay (10-1) for 88 yards . . . during his five year career, Russ has logged three 100 yard receiving games . . . his best day was a 139 yard effort of six receptions in the Patriots big 30-27 upset win over Pittsburgh (9-26-76) . . . has been selected to three Pro Bowls, following the '76, '77, '78 seasons . . . an unfortunate motorcycle accident prevented him from playing in the 1979 postseason affair . . . ranked tops in receptions on the Patriots in '78 (39 catches for 543 yards) . . . considered by most as the game's best TE, Russ is a superb blocker and has great speed for his big size . . . missed four games in late going of '77 with a rib injury . . . made his first Pro Bowl appearance after stellar 1976 season . . . capped the year with a great playoff game performance, as he turned in four receptions for 96 yards and 1 TD in 24-21 loss at Oakland (12-18-76) . . . the 16th player selected in the 1975 draft, Russ played in all 14 games, starting in 11 as a rookie . . . second leading receiver on the Patriots that year (35 catches for 636 yards and 4 TDs) and was named to UPI and FOOTBALL DIGEST all-rookie squads . . . caught passes in first 13 games of first pro campaign before string was snapped at Baltimore in season finale.

COLLEGE: Did not play as a senior . . . a high school QB, Russ switched to TE as a frosh at Oregon . . . injured his ankle as a soph but returned in junior year to rank third among PAC-8 receivers with 31 receptions for 495 yards . . . gained all-PAC 8 and honorable mention All-America berths as a junior.

PERSONAL: Single . . . a multi-talented individual, Russ enjoys many hobbies . . . among them are flying single and twin engine planes and helicopters, having earned his pilots license in 1974 . . . also enjoys scuba diving, sky diving, surfing, mountain climbing and horseback riding in his off-season residence of Hawaii . . . father Ed is a part time scout for the Patriots, covering the Pacific Northwest . . . active in charity organizations in Hawaii . . . as a high school senior in 1971, he tried javelin throwing for the first time . . . during the same year, he set the national prep record of 259'9" which still stands today . . . was a ninth round draft choice as a pitcher by the KC Royals in the 1974 baseball draft . . . moved with family to Hawaii as a youngster and resides there in the off-season.

RECEIVING

Year	G	No.	Yds.	Avg.	Lg.	TD
1975	14	35	636	18.2	48	4
1976	13	26	367	14.1	48	3
1977	10	16	229	14.3	31t	4
1978	15	39	543	13.9	53	4
1979	12	39	557	14.3	44	5
Totals	64	155	2332	15.0	53	20

Single Game Career Highs

Most Receptions—7, at Buffalo (11-23-75)
 Most Yds. Receiving—139, at Pittsburgh
 (9-26-76)
 Longest — 53, at Oakland (9-24-78)

100 Yard Receiving Games

1975 — at Buffalo (11-23) 7-125-1 (33)
 1976 — at Pittsburgh (9-26) 6-139-1 (48)
 1978 — at Oakland (9-24) 5-126-1 (53)



BOB GOLIC 51

LB 6-2 240
 NOTRE DAME 2nd year
 DOB: 10-26-57 at Cleveland, Ohio
 HOW ACQUIRED: D-2, 1979


PRO: Last year began as a year of promise but it turned to disappointment for Bob after he suffered a painful shoulder injury in training camp . . . the injury persisted thru camp but Golic made the 45 man active squad at the start of the season although he didn't see any pre-season action . . . placed on injured reserve on 8-28 but was reactivated for the

final game of the year on 12-12 . . . saw special teams action in season finale vs. Minnesota . . . Being counted upon to push Sam Hunt for a starting role at the RILB spot.

COLLEGE: A much heralded and consensus All-America for the Fighting Irish as well as being tabbed as an All-America heavyweight wrestler his junior year at South Bend . . . holds ND career tackle record (479) . . . defensive co-captain as a senior and had 152 stops including a school record 26 vs. Michigan . . . first collegiate game was as a frosh vs. Boston College at Schaefer Stadium . . . as a wrestler was 54-4-1 with all four losses coming in NCAA National Tournaments.

PERSONAL: Single . . . stays busy in off-season in hometown of Willowick, Ohio, a Cleveland suburb . . . active with HS and Notre Dame alumni groups and helps conduct HS wrestling clinics . . . also does construction work . . . enjoys racquetball and swimming . . . father Louis played seven years of CFL football with Montreal, Hamilton and Saskatchewan.

STATS: Games played: 1979-1.



STEVE GROGAN 14

QB 6-4 208

KANSAS STATE 6th year

DOB: 7-24-53 at San Antonio, TX

HOW ACQUIRED: D-5a, 1975

PRO: "Steve Grogan had his best year in five seasons as a pro" was Head Coach Ron Erhardt's assessment of the gutsy signalcaller's '79 efforts . . . while calling 90 percent of his own plays, he operated with greater confidence and became the trigger man in one of the NFL's best passing attacks . . . he led the NFL in both TD passes (28; tied with Cleveland's Brian Sipe), and TD Pct. (6.6%) and was the top rushing QB in the league (368 yards on 62 carries for a 5.8 avg.) . . . under his guidance, the Patriots produced the best completion yardage average in the NFL (15.17) last year . . . he has now started 65 consecutive regular season games and two playoff contests, more than any other NFL QB, while charting a 40-27 record during the streak . . . his 3286 passing yards in '79 was the second best seasonal performance in Patriot history, ranking behind only Babe Parilli's 3465 yard output in 1964 . . . on the year, he went over the 300 yard passing mark in four games, running his career total to five such times . . . during a four week stretch that included games vs. Chicago (10-14), Miami (10-21), Baltimore (10-28) and Buffalo (11-4), he ran off a passing streak that included completion of 71 of 125 passing attempts (56.9%) for 1098 yards and 9 TDs . . . for his efforts, he was voted as club MVP by the 1776 QB Fan Club and as the NEA Third Down Award recipient . . . during the year, he surpassed Jim Plunkett on the Patriots all-time passing charts and now ranks as runnerup to Babe Parilli on that list . . . underwent minor knee (right) surgery in April, 1980 and was working out only a few days later . . . had an incredible day in leading Patriots to a record setting 56-3 win over the Jets (9-9), completing 13 of 18 passes (72.2%) for 315 yards and 5 TDs . . . threw for over 200 yards on five occasions during 1978, including another stellar job against the Jets (10-29-78) that saw him hit on 15 passes for 281 yards and 4 TDs . . . his 539 rushing yards enabled the Patriots to become the first team ever to have four members of the same backfield break the 500 yard rushing mark in the same campaign (1978) . . . had the longest TD toss of his career, connecting with all-pro WR Stanley Morgan for a 75 score at Baltimore (11-26-78) . . . completed a herculean task of calling every one of the Patriots 922 offensive plays in 1977 . . . his 13 rushing TDs in 1976, beating previous high mark for NFL QBs, established "Groggs" as the game's most feared running QB . . . as a rookie, he played in 13 games, starting in seven of the last eight contests . . . had the best day of his pro career that year vs. Buffalo (11-23-75), completing 25 of 46 attempts for 365 yards . . . was the 116th player chosen in the 1975 draft.

COLLEGE: Started for K-State as a junior and senior during career completed 166 of 371 attempts for 2213 yards, 12 TDs and 26 interceptions . . . also ran for additional 585 yards and six TDs on 339 tries during that span . . . part time punter as a junior and senior, hitting seven punts for 279 yards (39.9 avg.) . . . caught a 22 yard TD pass as a senior.

PERSONAL: Married (Robbi) . . . became father of first child, Tyler, during the past off-season . . . raised in Ottawa, Kansas and was a schoolboy grid rival of Patriots reserve QB Tom Owen . . . avid golfer

and tennis player involved in numerous charitable organizations throughout the year . . . spends two months before training camp each year assisting with wheat harvest on father-in-law's Kansas farm.

PASSING										
Year	Club	G	Att.	Comp.	Pct.	Yds.	TD	Int.	LG.	LAP
1975	Patriots	13	274	139	50.7	1976	11	18	62t	22-207
1976	Patriots	14	302	145	48.0	1903	18	20	58t	18-155
1977	Patriots	14	305	160	52.5	2162	17	21	68	14-155
1978	Patriots	16	362	181	50.0	2824	15	23	75t	21-184
1979	Patriots	16	423	206	48.7	3286	28	20	63t	45-341
Totals		73	1666	831	49.9	12161	89	102	75t	125-1057

RUSHING							
Year	Club	G	No.	Yds.	Avg.	Lg.	TD
1975	Patriots	13	30	110	3.7	14	3
1976	Patriots	14	60	397	6.6	41t	12
1977	Patriots	14	61	324	5.3	41	1
1978	Patriots	16	81	539	6.7	31	5
1979	Patriots	16	62	368	5.8	26	2
Totals		73	294	1738	5.9	41t	23


Single Game Career Highs

Pass Attempts — 46 (at Buffalo, 11-23-75)
 Completions — 25 (at Buffalo, 11-23-75)
 Yards Passing — 365 (at Buffalo, 11-23-75)
 Highest Percentage — 78.9% (15-19, vs. NY Jets, 10-29-78)
 Longest Completion — 75t (to Stanley Morgan, at Balt., 11-26-78)
 TD Passes — 5 (vs. NY Jets, 9-9-79)
 Interceptions — 5 (at Balt., 12-21-75 and at Detroit, 10-10-76)
 Times Sacked — 8 for 87 yards (vs. Buffalo, 12-14-75)
 Rushing Attempts — 12 (at Buffalo, 11-20-77)
 Rushing Yards — 103 (vs. NY Jets, 10-18-76)
 Longest Run — 41t (vs. NY Jets, 10-18-76) and 41 (vs. Seattle, 10-9-77)

OTHER STATS: Fumble '75-6, '76-7, '77-6, '78-9, '79-12; Fumble Recoveries: '75-1, '76-3 (one for TD), '77-2, '78-2, '79-4.

GROGAN'S PASSING VS. EACH TEAM 1975-79

	GP	ATT-			TD	INT	DATE	--BEST GAME--		
		COMP	YDS	TD				COMP	YDS	TD
New York Jets	10	232/129	2048	22	11	9- 9-79	18/13	315	5	
Buffalo	10	257/121	1832	7	19	11-23-75	46/25	365	2	
Baltimore	9	217/105	1786	11	16	10-28-79	36/15	317	2	
Miami	10	228/115	1513	7	6	11-29-79	38/21	350	3	
San Diego	4	102/59	716	7	5	11- 9-75	28/17	245	1	
Oakland	2	39/24	384	4	4	9-24-78	25/14	219	1	
Pittsburgh	2	65/24	380	3	4	9-26-76	32/13	257	2	
Philadelphia	2	43/22	362	3	2	10- 8-78	23/12	189	1	
Cincinnati	2	52/24	360	1	2	10-15-78	26/13	184	0	
St. Louis	2	55/27	345	2	4	11- 2-75	34/14	173	1	
Green Bay	1	33/17	255	2	3	10- 1-79	33/17	255	2	
Chicago	1	35/21	244	3	2	10-14-79	35/21	244	3	
Minnesota	1	26/12	204	2	1	12-16-79	26/12	204	2	
Washington	1	31/12	199	2	2	9- 3-78	31/12	199	2	
Atlanta	1	26/12	179	1	3	12- 4-77	26/12	179	1	
Detroit	2	34/14	176	1	6	10-10-76	25/11	131	1	
Cleveland	1	23/15	172	2	1	9-26-77	23/13	172	2	
Dallas	1	29/15	170	0	2	12- 3-78	29/13	170	0	
Kansas City	1	16/10	155	1	2	9-18-77	16/10	155	1	
Houston	2	24/11	151	0	3	11-12-78	18/9	130	0	
San Francisco	1	20/12	138	2	0	10-26-75	20/12	138	2	
Seattle	1	15/9	137	3	1	10- 9-77	15/9	137	3	
New Orleans	1	23/9	108	2	0	12- 5-76	23/9	108	2	
Denver	2	27/10	107	1	2	11-28-76	14/8	84	1	
Tampa Bay	1	14/4	40	0	1	12-12-76	14/4	40	0	
Totals		71	1666/831	12,161	89	102				



RAY HAMILTON 71

NT 6-1 245
 OKLAHOMA 8th year
 DOB: 1-20-51 at Omaha, Neb.
 HOW ACQUIRED: D-14, 1973


PRO: "Sugar Bear" has become a fixture at the Patriots nose tackle position, having started 102 straight games for the club . . . after making the squad as a 14th round pick, he earned starting honors at the left DE spot, starting all 14 games there as a rookie . . . in the following season (1974), the Patriots switched to the 3-4 alignment and Ray was shifted to

NT, a spot where he has started 86 straight games . . . Defensive Coordinator Fritz Shurmur says, "Ray is an exceptional technique player and is the best I've seen at executing the mechanics of the nose tackle position" . . . not only has Ray been a durable defender, he has been the top tackler among the Patriots defensive linemen for three years in a row . . . his 68½ tackles in '79 was third best on the entire squad and he added 11 QB pressures, 6 QB sacks, and one pass deflection to the Patriots defensive effort . . . his most productive game on the year was against Miami (11-29) when he made seven tackles and accounted for one sack and one QB pressure . . . in 1978, he was the club's second leading tackler with 85½ tackles while also adding five sacks, 14 QB pressures and three fumble recoveries . . . he tied a club record by scoring a TD on a 23 yard fumble return (at St. Louis (11-2-75) and was voted "Unsung Hero" by the 1776 Fan Club for his productivity during the 1975 season . . . Ray's great reach and quickness allow him to create havoc with opposing centers and clog up the middle rushing lanes.

COLLEGE: A two time all-Big 8 selection, Ray played five different positions for the Sooners before settling down at the defensive tackle spot.

PERSONAL: Married (Paula) father of two sons, Kadar (4) and Damon (1) . . . holds a bachelor's degree in marketing from OU and a master's degree in Public Administration from Boston's Suffolk University . . . was a dean's list student at both schools . . . helped establish and operates a youth football camp with Tony McGee and Leon Gray . . . has spent the past two off-seasons working for IBM . . . won the Frito-Lay Community Service Award in 1979 . . . an avid photographer and racquetball player, Ray is also an accredited pro tennis official . . . second oldest in family of 12 children.

STATS: Fumbles Recoveries: '73-2, '74-2, '75-2 (one for TD), '76-2, '77"2, '78-3; Games played: 1973-14, 1974-14, 1975-14, 1976-14, 1977-14, 1978-16, 1979-16, Total: 102.



JOHN HANNAH 73


OG 6-2 265
 ALABAMA 8th year
 DOB: 4-4-51 at Canton, Ga.
 HOW ACQUIRED: D-1a, 1973

PRO: Considered to be one of the greatest offensive linemen ever in the NFL, John survived several injuries to play all 16 games last season and win a host of honors . . . a starter in the Pro Bowl, he made his third appearance in the last four years in the post-season game . . . "Hog" won the Budweiser Offensive Lineman of the Year Award for the third straight year, and is the only recipient of that award since its inception in 1978 . . . also named to every conceivable All-pro team . . . although he was listed as doubtful for the contest, John shook off a severely twisted ankle to make a last minute start against San Diego (9-23-79) and expand his consecutive starting streak to 43 games by season's end . . . along with center Bill Lenkaitis, John was one of only two Patriot offensive linemen to play in all 16 games of the 1979 campaign . . . Offensive Coordinator Jim Ringo, a great NFL lineman himself at Green Bay and Philadelphia, says that "John has better pulling speed than Jerry Kramer and Fuzzy Thruston, although he's twenty pounds heavier than both," . . . during the 1978 season, he was a mainstay in the Patriots offensive line that helped pave the way for the Patriots record setting pace of 3165 rushing yards, an NFL single season club record . . . during his rookie year of 1973, John stepped in to start the first 13 games, but a freak leg injury in practice forced him to miss the final game . . . since then, he has started every game of his NFL career except the first three of 1977 when he was involved in a contract dispute . . . an exceptional run blocker, Hog also excels at pass blocking despite having played in the Wishbone offense of Bear Bryant's Crimson Tide . . . made his first Pro Bowl appearance following the 1976 season . . . as a rookie, was named to a host of all- Rookie squads and was named the Cardinal Cushing Award winner as the Patriots Offensive MVP . . . was the first of three Patriot first round draft choices and the fourth player selected overall in 1973.

COLLEGE: Under the tutelage of the legendary Bear Bryant, John earned eight varsity letters and was a two time consensus All-America at Alabama . . . played in both the Hula and Cotton Bowls . . . made an impressive showing vs. the Dolphins in the College All Star Game.

PERSONAL: Married (Page) . . . father of son Seth (1) . . . stays busy during the off-season working in the family owned Hannah Farm Supply Company, a farm supply dealership in Alabama that distributes products throughout seven states . . . also owns a 250 acre farm with 40,000 chickens and 150 Holstein cattle . . . likes to fish in his spare time . . . his father Herb played for the NY Giants in the early 1950's while brother Charles is presently an offensive tackle for Tampa Bay . . . another brother, David, just finished a four year grid career at Alabama.

STATS: Kickoff Returns: '73-one for zero yards; Fumble Recoveries: '73-1, '74-one for two yards (TD), '78-2, '79-1; Games played: 1973-13, 1974-14, 1975-14, 1976-14, 1977-11, 1978-16, 1979-16, Total: 98.



EDDIE HARE 8

P 6-4 209
TULSA 2nd year
DOB: 5-30-57 at Ulysses, Kansas.
HOW ACQUIRE: D-4, 1979


PRO: Eddie's first pro campaign was a tough one as he searched for consistency throughout the season . . . his longest punt of the year of 58 yds. came in the season opener vs. Pittsburgh . . . his percentage (24%) of punts inside the 20 was 4th best in the AFC . . . Eddie's great athletic ability and natural punting talents will be put to the test in training camp as he tries to prove he can punt with the best in the NFL.

COLLEGE: Sporting News All-America at Tulsa . . . career totals included 7633 punting yards (182 punts) for 41.9 avg., including a 43.1 avg. his senior year . . . boomed punts of 66, 70, 75 and 77 (vs. Arkansas, 1976) as a collegian . . . as a junior, passed off a punt formation, hitting Mike Rollins for a 75 yarder, a school record . . . proved he has a great arm as a pitcher on the Golden Hurricane baseball squad . . . roommate was Dave Rader of the NY Giants.

PERSONAL: Married (Debi) . . . spent the off-season working for a Tulsa petroleum firm . . . member of Fellowship of Christian Athletes . . . active in various charity groups in Tulsa area . . . enjoys quail and pheasant hunting . . . along with teammates Dick Conn and Doug Beau-doin, Eddie won the 1980 NFLPA golf tournament . . . he is a 2 handicap golfer.

Year	G	No.	PUNTING				Lg.	Blk.
			Yds.	Avg.	TB	In 20		
1979	16	83	3038	36.6	11	20	58	

OTHER STATS: Passing: '79-once for four yards.



DON HASSELBECK 80

TE 6-7 245
COLORADO 4th year
DOB: 4-1-55 at Cincinnati, OH.
HOW ACQUIRED: D-2b, 1977


PRO: "Hass" has the dubious distinction of playing the backup role behind prototype TE Russ Francis, none-the-less he hasn't let that stop him from proving his value to the Patriots . . . a leader on special teams, he also started 4 games when Francis was injured . . . Receiver Coach Ray Berry says, "An all out effort player, Don has several key qualities for the job of TE — he blocks effectively and he has the speed to beat defenders deep." . . . while sharing honors as tallest player on the Patriots squad along with OT Shelby Jordan, Hass uses his height for great blocking leverage in two and three TE formations . . . after being 52nd player taken in '77 draft, he started off with a splash, hauling in nine receptions, four for TDs . . . was named to Pro FB Weekly and Football Digest all-Rookie squads . . . Berry says, "Hass has it all in front of him at this point of his pro career with fine potential for being a top TE."

COLLEGE: Started every game for the Buffs in his four years at Boulder after earning starting TE spot with two games remaining in frosh campaign . . . ranks fourth on all-time CU reception list . . . Fine Arts major at CU.

PERSONAL: Married (Betsy) . . . two sons Matthew (4) and Tim (2) . . . an accomplished artist and metal sculptor, he was a big hit at a one man Boston art show in October, 1979 . . . attends Rhode Island School of Design . . . spends his free time painting and running . . . active on the Patriots basketball team and enjoys bicycle riding and hitch hiking.

RECEIVING

Year	G	No.	Yds.	Avg.	Lg.	TD
1977	14	9	76	8.4	21	4
1978	16	7	107	15.3	24	0
1979	16	13	158	12.2	41	0
Totals	46	29	341	11.8	41	0



MIKE HAWKINS 59


OLB 6-2 232
 TEXAS A & I 3rd year
 DOB: 10-29-55 at Bay City, TX.
 HOW ACQUIRED: D-7, 1978

PRO: Big, quick performer who won the starting OLB spot in last year's training camp . . . got off to a fast start, recording 10 tackles and 5 sacks in first two games (Pitt, 9-3 and NY Jets, 9-9) including 4 sacks against Jets . . . started 14 games and had 48 tackles . . . suffered rib injury in first half vs. Green Bay (10-1) and sat out balance of game, played sparingly following week vs. Detroit (10-7) . . . had two big interceptions in 28-13 win over Miami (10-21) including 35 yard return for TD . . . also had six tackles vs. NY Jets (12-9) . . . was cut in training camp as a rookie, but re-signed 9-29-78 . . . chipped in 12 tackles and one sack . . . will look to keep starting role in 1980 as he gains more pro experience.

COLLEGE: Team captain his senior year . . . Javelinas were 46-1-1 during his four year career . . . 252 tackles, 69 assists, five interceptions and four fumble recoveries as collegian.

PERSONAL: Single . . . spent off-season in Bay City working out for coming season.

STATS: Interceptions: 1979-two for 35 yards and 1 TD; Games Played: 1978-12, 1979-14, Total: 26.



MIKE HAYNES 40

CB 6-2 195
 ARIZONA STATE 5th year
 DOB:7-1-53 at Dennison, TX
 HOW ACQUIRED: D-1a, 1976


PRO: Mike continued his reign as one of the games top cornerbacks last year as he appeared in the Pro Bowl for the fourth time in as many years . . . proved his durability by starting in 58 consecutive games since start of rookie year before rib and hand injuries kept him out of the starting lineup in the fifteenth game of the year (vs. NY Jets 12-9) . . . was the club's top interceptor for three straight years (1976-78) before Ray Clayborn snapped his streak in '79 . . . Mike finished as runnerup in the department with 3 steals . . . now ranks behind Ron Hall (29) and Nick Buoniconiti (24) as the third best interceptor in club history with 22 career interceptions . . . his only interception return for a TD came at Baltimore on 11-26-78, good for 31 yards and the game's first score . . . returned only five punts in '79, but ranks as the Patriots all-time punt returner with 88 returns (only five fair catches) for 1007 yards (11.7 avg.) . . . first player in club history to return a punt for a TD, scampering 89 yards vs. Buffalo on 11-7-76 . . . he repeated the feat three weeks later with a 62 yard punt return for a score vs. Denver (11-28-76) . . . had his best day in '79 at Baltimore (10-28) when he made eight tackles and recovered a fumble . . . on the year, he registered 50 tackles, eight pass deflections, and three interceptions . . . had six interceptions in '78 to rank third in AFC . . . added 28 tackles on the year . . . relies on great speed, quickness and range to cover the best receivers in the league . . . was the fifth player overall and first defensive back taken in 1976 draft . . . was joined by secondary mate Tim Fox and OC Pete Brock as the first of three Patriot first round choices that year . . . enjoyed an avalanche of post-season accolades following his rookie year ranging

from Pro Bowl appearance to Bert Bell Award . . . wrote seven new club punt return records in first year as a pro . . . tops in AFC and second in NFL in punt returns as a rookie (45 returns for 608 yard, 2 TDs and 13.5 avg.).

COLLEGE: Considered to be the nation's top defensive back as a junior and senior, Mike played under Frank Kush at Arizona State and was a consensus All-America . . . earned all-WAC status at both DB and as a kick returner . . . ranked 11th (just ahead of Tim Fox) in nation as punt returner during senior year . . . was selected as defensive MVP in '76 Japan Bowl.

PERSONAL: Married (Julie) . . . father of an infant son, Aaron . . . active in FCA and team Bible study sessions . . . raised in Los Angeles . . . returned to alma mater to work towards completion of college degree during past off-season.

Year	G	KICKOFF RETURNS					PUNT RETURNS					
		No.	Yds.	Avg.	Lg.	TD	No.	FC	Yds.	Avg.	Lg.	TD
1976	14	8	90	11.3	28	0	45	0	608	13.5	89t	2
1977	14	5	54	10.8	22	0	24	2	200	18.3	46	0
1978	16	6	123	20.5	50	1	14	2	183	13.1	35	0
1979	15	3	66	22.0	33	0	5	1	16	3.2	5	0
Totals	59	22	333	15.1	50	1	88	5	1007	11.4	89t	2



SAM HUNT 50


LB 6-1 270
 STEPHAN F. AUSTIN 7th year
 DOB: 8-6-51 at Longview, Tx
 HOW ACQUIRED: D-15, 1974

PRO: A tough defender against the run, Sam started the first 15 games but a leg injury in pre-game drills forced him to sit out the season finale against Minnesota . . . dubbed "Big Backer" by his teammates, Sam continues to amaze opponents with his swift movement despite his large frame . . . Sam accounted for 44½ tackles, one fumble recovery and one pass deflection while playing mostly in run situations during the past season . . . was a dominate force on defense in 1978 with 60 tackles . . . his 56 tackles in 1977 was a key factor in the Patriots achieving top ranking among AFC rush defenses . . . his 68 yard interception return for a TD vs. Tamp Bay (12-12) was the third longest of the season in the NFL and the highlight of his fine 1976 season . . . was club's second leading tackler in 1975 with 99 stops and tops among the inside linebackers in 1974 with 74 tackles . . . was a surprise in his rookie year, as he stepped into starting role in the club's new 3-4 defensive alignment . . . went on to earn all-Rookie honors with PRO FOOTBALL WEEKLY AND FOOTBALL DIGEST . . . also named Rookie of the Year by Patriots 1776 Fan Club . . . a very alert and knowledgeable linebacker, Sam has played along side Steve Nelson since both players joined the Patriots as rookies in 1974.

COLLEGE: A team co-captain his senior year, he was a four year starter at Stephan F. Austin . . . averaged ten tackles per game in 35 college contests.

PERSONAL: Single . . . spends off-seasons in Nacogdoches, Texas . . . an avid fisherman.

STATS: Interceptions: '74-three for 66 yards, '76-two for 106 yards (1 TD), '77-two for 17 yards; Kickoff Returns: '74-one for 21 yards; Fumble Recoveries: '75-three for 13 yards, '79-1; Games played: 1974-14, 1975-13, 1976-14, 1977-13, 1978-15, 1979-15, Total: 84.



HORACE IVORY 23

RB 6-0 198
OKLAHOMA 4th year
DOB: 8-8-54 at Fort Worth, Tx
HOW ACQUIRED: D-2a, 1977

PRO: At the start of his third year as a pro, it appeared as though Horace was going to suffer through an injury plagued campaign similar to his rookie year . . . after injuring both an ankle and knee in the season opener against Pittsburgh, he was placed on the injured reserve list for the next four games and was later reactivated for the Detroit contest (10-7) although he did not play . . . he then returned to form with a game high 55 yards on 10 carries in the Patriots 27-7 win over Chicago the following week (10-14), to finish as the Patriots second leading rusher for the second straight season . . . his 116 yards on 12 carries vs. Baltimore (11-18) was the first time in 16 games that a Patriot rushed for over 100 yards in a game . . . he had been last Patriot to accomplish that feat, rolling up 128 yards on 16 carries against Buffalo (11-5) the year before . . . Horace also added 23 receptions for 216 yards to rank fifth in receiving on the Patriots during '79 . . . he hauled in six passes for 57 yards vs. Miami (11-29) for his best day of his career in the receiving dept. . . . following a disappointing rookie year that saw a thigh injury limit him to spot duty in just five games, he rebounded for a sensational sophomore year . . . he was the club scoring leader with 66 points and his 11 rushing TDs fell just one shy of Steve Grogan's club record 12 set in 1976 . . . he also finished fifth in the NFL TD race of '78 . . . his last minute heroics, including the game winning TD run (23 yards with 3:10 remaining) earned him CBS Star of the Week Honors in the Patriots 33-24 win over Miami (10-28-78) . . . an elusive runner who has an uncanny ability to change speed, he was the 44th player selected in the 1977 NFL draft . . . Horace was chosen with a second round pick acquired from San Francisco as part of the Jim Plunkett trade . . . a big play runner, a healthy Horace Ivory should play a key role in restoring the Patriots ground game to its top form in 1980.

COLLEGE: One of the best backs in OU history, Horace scored 16 TDs and rushed for 1396 yards as a Sooner . . . he prepped for two years at Navarro (TX) J.C.

PERSONAL: Single . . . spent the off-season working out in his hometown of Fort Worth.

Year	G	RUSHING					RECEIVING				
		Att.	Yds.	Avg.	Lg.	TD	No.	Yds.	Avg.	Lg.	TD
1977	5	3	10	3.3		0	0	0	0	0	0
1978	15	141	693	4.9	28	11	14	122	8.7	18	0
1979	11	143	522	3.7	52	1	23	216	9.4	24	2
Totals	31	287	1225	4.3	52	12	37	338	9.1	24	2

Single Game Career Highs

Most Carries — 23, vs. Buffalo (11-25-79)
Most Yds. Rushing — 128, at Buffalo (11-5-78)
Longest Run — 52, vs. Baltimore (11-18-79)
Most Receptions — 6, Miami at (11-29-79)
Most Yds. Receiving — 57, at Miami (11-29-79)
Longest Reception — 24, at Denver (11-11-79)


100 Yards Rushing Games

1978 — vs. Miami (10-22) 15-113-2 (28)
at Buffalo (11-5) 16-128-2 (26)
1979 — vs. Baltimore (11-18) 12-116-0 (52)

OTHER STATS: Fumbles: '78-6, '79-4; Fumble Recoveries: '78-2, '79-1.

DID YOU KNOW —

The Patriots led the entire NFL in average yards per completion with a hefty 15.19 yard average in 1979?



HAROLD JACKSON 29

WR 5-10 175
 JACKSON STATE 13th year
 DOB:1-6-46 at Hattiesburg, MS
 HOW ACQUIRED: T-LA, 1978

PRO: Had anyone had the idea at the start of the 1979 NFL season that Harold Jackson was slowing down, the seasoned veteran receiver quickly proved them wrong by producing one of the best seasons of his career . . . Harold became one of the first players in club history to achieve a 1,000 yard receiving season and topped the club in receiving with 45 catches for 1,013 yards and seven TDs . . . he went over the 1,000 yard mark in the season finale vs. Minnesota (12-16) when he grabbed a 43 yard pass from Steve Grogan late in the final stanza . . . joined Stanley Morgan on the same day in achieving that club first . . . Receiver Coach Raymond Berry says "Harold is an amazing athlete and his trademarks of durability and consistency are revealed by his career statistics. He's an explosive player who can break a game open." . . . he did just that by catching three passes vs. the NY Jets (9-9), all for TDs (49,44,28) that helped engineer a record setting 56-3 Patriot win . . . it was his third 1,000 yard receiving campaign as he led the NFL in receiving in both 1969 (1,116 yards) and 1972 (1,048 yards) while at Philadelphia . . . on the year, he had three 100 yard receiving games, chalking up 121 yards vs. the NY Jets (9-9), 105 vs. Miami (11-29) and 147 yards vs. Minnesota (12-16) . . . that effort ran his career total to 24 100 yard receiving games . . . more amazingly, he has never missed a game as a pro, a career that spans 12 seasons and includes 160 games . . . he now ranks as the top active NFL receiver and ninth on the Hall of Fame all-time receivers list . . . Harold was the NFL leader in receptions during 1972 with 62 catches and topped the league the following year with a 21.9 yard reception average . . . ranked tenth in the NFL in '79 in reception yardage total . . . joined the Patriots on 8-16-78 when he was traded by the Rams . . . Patriots sent their third round choice in 1979 and fourth round choice in 1980 for the classy receiver . . . since then, he has started all 32 games for the Patriots . . . started his Patriot career in great fashion, hauling in seven passes for 124 yards, including a 45 yard TD pass in the season opener vs. Washington (9-3-78) . . . had his best day as a Ram receiver when he caught 8 passes for 127 yards and 2 TDs vs. New Orleans in 1977 . . . while with Philadelphia, snagged a single game career high of nine receptions vs. Dallas in 1972 . . . has made five Pro Bowl appearances, tying new teammate and longtime friend Chuck Foreman for top honors in that department on the Patriots squad . . . finished second in the NFL last year with a 22.5 yard reception average . . . teammate Stanley Morgan was tops in the NFL with a 22.8 average . . . Harold has achieved his standout career while playing for three NFL clubs . . . originally the 14th round pick of the Rams in 1968, he was active in just two games while spending time on the cab squad . . . the following year, he was traded to Philadelphia on 7-7-69 with DE John Zook for Eagle RB Israel Lang . . . he returned to the Rams in another trade on 6-8-73 with RB Tony Baker and several draft choices that sent Ram QB Roman Gabriel to Philly . . . shares the distinction of playing the most pro seasons on the Patriots along with OC Bill Lenkaitis.

COLLEGE: Clocked at 9.3 in the 100 yard dash, Harold set a school receiving record as a senior at Jackson State, a school that has produced many outstanding NFL players.

PERSONAL: Single . . . dubbed "Hollywood" by teammates, having appeared in small roles in several motion pictures . . . the personable vet spent the past off-season travelling throughout the country making speaking appearances . . . enjoys working with youth groups . . . lives in Los Angeles during the off-season . . . includes golf and tennis among his hobbies.

Year	Club	RECEIVING					LG	TD
		G	No.	Yds.	Avg.			
1968	Los Angeles		0	0	0.0	0	0	
1969	Philadelphia	14	65	*1116	17.2	65	9	
1970	Philadelphia	14	41	613	15.0	79	5	
1971	Philadelphia	47	47	716	15.2	69	3	
1972	Philadelphia	14	*62	*1048	16.9	77	4	
1973	Los Angeles	14	40	874	*21.9	69	*13	
1974	Los Angeles	14	30	514	17.1	44	5	
1975	Los Angeles	14	43	786	18.3	54	7	

1976	Los Angeles	14	39	751	19.3	65	5
1977	Los Angeles	14	48	666	13.9	58	6
1978	Patriots	16	37	743	20.1	57	6
1979	Patriots	16	45	1013	22.5	59	7
Totals	12 years	160	497	8840	17.8	79	70

*NFL Leader


OTHER STATS: Rushing: '69-twice for 10 yds., '70-once for minus five yds., '71-five times for 41 yds., '72-nine times for 76 yds., '73-twice for minus eight yds., '74-once for four yds., '75-none, '76-once for 15 yds., '77-once for six yds., '78-once for 7 yds., '79-one-in-completion.

SINGLE GAME CAREER HIGHS

Receptions: 9 vs. Dallas (9-17-72), 161 yds.
 Receiving Yards: 238 vs. Dallas (10-14-73), 7 receptions
 Longest Reception: 79 vs. NY Giants (10-11-70)
 TD Receptions: 4 vs. Dallas (10-14-73)

JACKSON'S 1000 YARD SEASON — 1979

Date/Oponent	No.	Yds.	AVG.	LG.	TD
9/ 3 Pittsburgh	1	9	9	9	0
9/ 9 NY Jets	3	121	40.3	49t	3
9/16 @Cincinnati	2	76	38.0	59	0
9/23 San Diego	2	33	16.5	18	0
10/ 1 @Green Bay	0	0	0	0	0
10/ 7 Detroit	3	59	19.6	32	0
10/14 @Chicago	4	65	16.2	30	1
10/21 Miami	1	35	35.0	35	0
10/28 @Baltimore	4	92	23.0	28	0
11/ 4 @Buffalo	4	69	17.2	25	0
11/11 @Denver	1	17	17.0	17	0
11/18 Baltimore	3	50	17.6	33	1
11/25 Buffalo	4	87	21.7	50	0
11/29 @Miami	5	105	21.0	33	1
12/ 9 @NY Jets	3	48	16.0	21	0
12/16 Minnesota	5	147	29.4	43	1
TOTALS	45	1013	22.5	59	7



ANDY JOHNSON 32

RB 6-0 204
 GEORGIA 6th year
 DOB: 10-18-52 at Athens, Ga.
 HOW ACQUIRED: D-5a, 1974

PRO: What began as another impressive year for Andy quickly turned to one of great disappointment as he was felled by a knee injury in the season's fifth game (at Green Bay, 10-1) and was lost for the year . . . after undergoing surgical repair to his left knee, Andy has undergone an intensive rehabilitation program and is making ready to have another great comeback similar to his performance of 1978 . . . after sitting out the entire 1977 season with a damaged right knee, "A.J." returned in '78 to become the Patriots third leading rusher on the year with 675 yards on 147 carries for a 4.6 yard rushing averaged and three TD's . . . he also finished as the team's fifth best receiver with 26 receptions for 267 yards . . . his 43 rushing attempts through the first five games of '79 was good enough to cover 132 yards and vault him into the fifth spot on the Patriots all time career rushing list . . . during his five pro seasons, Andy has churned out four 100 yard rushing games, including his career best effort of 127 yards on 14 attempts vs. Tampa Bay (12-12-76) . . . in that game, he also ripped off the longest run of his pro career, a 69 yard jaunt for a TD . . . an intelligent player, he follows his blocks as well as any runner in the league and is a great threat as a pass receiver coming out of the backfield . . . before missing the 1977 season, Andy had played in all 42 games of his first three pro campaigns and he returned in '78 to start in 13 of his 15 appearances . . . Andy had his best year in 1976, accounting for 699 rushing yards, 343 yards in receptions and ten total TDs, second only to team leader Steve Grogan (13) . . . for his outstanding play, he was named "Unsung Hero" by the Patriots 1776 Fan Club in 1976 . . . a gifted athlete, Andy was drafted by the Baltimore Orioles, but chose a grid career and made three starts as a rookie at WR . . . he played the other 11 games of his first year at RB and on special teams . . . midway through the following year, Andy became a regular at RB and finished the year as the Patriots second best rusher (488 yards) while starting nine games . . . during his Patriot career, he has played both RB and WR, returned punts and kickoffs and attempted passes on the HB option . . . also a capable punter.

COLLEGE: Formerly a quarterback for the Bulldogs, Andy was chosen as the nation's top college sophomore QB by FOOTBALL NEWS in 1971 . . . accounted for 1799 yards on 431 carries over three year varsity career . . . was second rated rusher in SEC as a soph and registered 78 points on 13 TDs that year.

PERSONAL: Married (Charlotte) . . . father of one daughter Kristy (6) and one son Brent (4) . . . active in area charities and serves as spokesman for local Ronald MacDonald House . . . following rehabilitation of his injured knee, he won the singles championship in the 1980 NFLPA Tennis Tournament held in Las Vegas . . . also enjoys playing basketball.

Year	G	RUSHING					RECEIVING				
		No.	Yds.	Avg.	Lg.	TD	No.	Yds.	Avg.	Lg.	TD
1974	14	2	-4	-2.0	-2	0	8	147	18.4	34	0
1975	14	117	488	4.2	66t	3	26	294	11.3	29	1
1976	14	169	699	4.1	69t	6	29	343	11.3	53	4
1978	15	147	675	4.6	52	3	26	267	10.3	31	0
1979	5	43	132	3.1	15	1	9	68	7.6	11	0
Totals	62	478	1990	4.2	69t	13	98	1019	10.4	53	5


Single Game Career Highs

Most Carries—27, vs. Baltimore (9-18-78)
 Most Yd.Rsh.—127, at Tampa Bay(12-12-76)
 Long. Run—69 (TD), at Tampa Bay(12-12-76)
 Most Receptions—7, vs. Miami(9-19-76)
 Most Yds. Rec.—103, at Baltimore(12-21-75)
 Long. Reception—53, vs. Baltimore(9-12-76)

100 Yard Rushing Games

1975 — vs. Baltimore (10-19) 18-124-2 (66t)
 vs. San Francisco (10-26) 21-103-0 (14)
 1976 — at Tampa Bay (12-12) 14-127-2 (69t)
 1978 — vs. Baltimore (9-18) 27-109-1 (12)

OTHER STATS: Passing: '76-zero for two, '78-zero for two; Punt Returns: '74-3 FC, '75-six for 74 yards and four FC; Kickoff returns: '74-15 for 303 yards, '75-10 for 188 yards; Fumbles: '75-4, '76-5, '78-4, '79-0; Fumbles Recoveries: '78-2.



SHELBY JORDAN 74


OT 6-7 260
 WASHINGTON (MO) 5th year
 DOB: 1-23-52 at St. Louis.
 HOW ACQUIRED: FA, 1974

PRO: Having assumed the starting role at right tackle for the Patriots in 1978, Shelby was well on his way to another full season of 16 games until a knee injury vs. Denver (11-11) felled him after 11 starts . . . after missing the next two games against Baltimore (11-18) and Buffalo (11-25), he returned for duty in the fourth quarter vs. Miami (11-29) and started the final two games of the season . . . having missed the 1976 campaign, he returned in 1977 to start 10 games, three at left tackle and seven at the right tackle position . . . started 14 games at right tackle in 1975 in place of the injured Tom Neville . . . a 7th round choice by Houston in 1973, he had a tough pro grid start . . . first he was placed on Oilers taxi squad, then the injured reserve list and was finally waived . . . joined the Patriots as free agent on 4-2-74 . . . was impressive in '74 training camp but an injury sidelined him for the entire regular season.

COLLEGE: Small College All-America at Washington University in St. Louis . . . played as DT his first three seasons before switching to LB . . . first player ever from Washington U. (MO) to be drafted in NFL.

PERSONAL: Married (Donzella) and father of one son, Shelby II (1) . . . pursuing an MBA at Bryant College (R.I.), site of Patriots summer training camp . . . active in speakers bureau for United Way and various civic groups . . . hobbies include racquetball and cycling . . . along with Don Hasselbeck, lays claim to being tallest on Patriots squad at 6-7 . . . youngest in family of seven children.

STATS: Fumble recoveries: 1975-two for 12 yards, 1979-1; Games played: 1975-14, 1976-0, 1977-10, 1978-16, 1979-14, Total — 54.



BOB JURY 24


DB 6-1 188
PITTSBURGH 2nd year
DOB: 10-5-55 at Los Angeles
HOW ACQUIRED: W-NY Giants, 1980

PRO: Bob is hoping to find a permanent spot in the Patriots secondary after making stops with three other NFL clubs . . . after being selected in the third round of the 1978 draft by Seattle, he was traded to San Francisco prior to the start of the regular season (8-28) and played in all but the opening game for the 49ers . . . started the last eight games of '78 for the Bay City club but was waived last season on 9-11 without being active . . . signed as FA with the NY Giants in February, 1980 but was placed on waivers and claimed by the Patriots on 5-19-80.

COLLEGE: As a senior, Bob was selected as both an AP and UPI All-America while playing for the Panthers . . . also played in Hula and Japan Bowls . . . holds the school record for ten interceptions during the 1976 season and the school's career interception record of 19 . . . also had two more interceptions in post-season play.

PERSONAL: Married (Victoria) . . . helped father-in-law open and manage grocery store during the past off-season in suburban Pittsburgh . . . close friend and former Pitt teammate of Patriots QB Matt Cavanaugh.

STATS: Games played: 1978-15.



JOHN KIMBROUGH 82

WR 5-11 175
ST. CLOUD STATE 2nd year
DOB: 8-12-54 at Mt. Vernon, Ala.
HOW ACQUIRED: FA, 1980


PRO: Originally Buffalo's third round draft choice in 1977, John played as a rookie with the Bills but was waived the following year during training camp . . . caught 10 passes for 208 yards in '77, including the team's longest of the season, a 42 yarder vs. Patriots . . . returned both punts and kickoffs at Buffalo . . . had a 73 yard kickoff return for a TD vs. Baltimore . . . signed as a FA with Oakland after '78 season but released in Spring, 1979 . . . signed as a FA by Patriots on 5-23-80.

COLLEGE: Second team Little All-America selection . . . played in Senior Bowl under guidance of Patriots receiver coach Raymond Berry . . . was top receiver in the game, grabbing 8 passes for 101 yards.

PERSONAL: Married (Betty) . . . two children . . . missed 1978 and 1979 season after becoming afflicted with Graves disease, a hyperactive thyroid condition which he has recovered from.

Year	G	RECEIVING					PUNT RETURNS				
		No.	Yds.	Avg.	Lg.	TD	No.	Yds.	Avg.	Lg.	TD
1977	14	10	208	20.7	42	2	16	185	11.5	73t	

KICKOFF RETURNS					
	No.	Yds.	Avg.	Lg.	TD
1977	15	346	23.1	27	0



STEVE KING 52

OLB 6-4 230
TULSA 8th year
DOB: 6-10-51 at Quinton, OK.
HOW ACQUIRED: FA, 1973


PRO: Steve provided another season of fine special teams play and backup depth at the outside linebacker post behind Mike Hawkins . . . credited with 24 tackles while playing in all 16 games . . . his most productive day in '79 was against Detroit (10/7) when he recorded 3 tackles

and an assist . . . in '77 and '78, he started four and six games, respectively, at the OLB spot . . . a leader on the special teams, Steve started the first seven games of the '76 season before missing three games with an injury . . . he returned to play in the final three games that year . . . started at OLB in '74 after Patriots shifted to 3-4 defensive alignment . . . signed as a free agent on 4-23-73 and played primarily on special teams his first year in the NFL.

COLLEGE: Along with Patriot punter Eddie Hare, is one of two Tulsa grads on the Patriots roster . . . three year performer at both DE and LB for the Golden Hurricane . . . best game came when he made 20 tackles his junior year against Louisville.

PERSONAL: Married (Cathy) . . . spent past off-season as an instructor at a Rhode Island Nautilus training center . . . also active with Steve Nelson in fund raising projects for the Wrentham State School . . . enjoys working with Special Olympics . . . likes to fish in his spare time.

STATS: Intercepted one pass for nine yards in 1974. Games played: 1973-7, 1974-14, 1975-14, 1976-11, 1977-14, 1978-16, 1979-16, Total:-92.



BILL LENKAITIS 67

OC 6-4 255

PENN STATE 13th year

DOB: 6-30-46 at Cleveland, OH


HOW ACQUIRED: W-San Diego, 1971

PRO: One of the Patriots elder statesmen along with WR Harold Jackson, "Dr. Lenk" has played more games (125) in a Patriots uniform than any other active player . . . having played 29 games with San Diego from 1968-1970, Lenk has 154 pro games under his belt . . . along with John Hannah, was one of only two Patriots offensive linemen to play all 16 games last year . . . Lenk had a stellar season in 1978 and was the apex in an offensive line that paved the way for the Patriots league record setting performance of 3165 rushing yards for the year . . . Lenk entered the pro ranks as the second round draft choice of the San Diego Chargers in 1968 and recorded a tackle on a kickoff in his first play . . . started at guard for the Chargers in 1970 but was a pre-season cut the following year . . . quickly acquired off the waiver wire by the Patriots and he saw full time duty at guard and part time service at center and on special teams . . . a pre-season cut by the Patriots in 1973, Lenk returned after the second game to replace the injured Jon Morris . . . despite the fact that he had hardly played the position since 1967, he started the last 12 games of the season at center . . . since then, he has played every game at center except the last three of 1975 when he was felled by a knee injury . . . prior to the injury, he started 37 straight games and he will enter the 1980 campaign with 60 consecutive starts to his credit . . . honored by his teammates as the NFL Dodge Man of the Year in 1976 and as the 1776 Fan Club's Unsung Hero in 1974.

COLLEGE: A standout at Penn State, he played for both Rip Engle and Joe Paterno while serving as squad captain as a senior.

PERSONAL: Married (Donna) . . . father of daughters Kristen (6) and Lauren (4) and a son Jamie (1) . . . having earned a dental degree from the Univ. of Tenn-Memphis in 1973-74 off-season, he conducts a practice in Foxboro and is the official team dentist . . . also owns a chain of five highly successful racquetball clubs with former Patriot Randy Vataha . . . an avid racquetball player himself, Lenk has greatly improved his footwork on the gridiron since taking up the court game . . . served as Honorary Chairman of the Massachusetts Easter Seal Society during the past off-season.

STATS: Fumbles: '75-1, '77-1. Fumble Recoveries: '70-1, '75-2, '79-1. Games Played: 1968-6, 1969-14, 1970-9, 1971-14, 1972-14, 1973-12, 1974-14, 1975-11, 1976-14, 1977-14, 1978-16, 1979-16, Total — 154.



MEL LUNSFORD 72

DE 6-3 260

CENTRAL STATE (Oh) 8th year

DOB: 6-13-50 at Cincinnati


HOW ACQUIRED: T-Wash., 1973

PRO: Since joining the Patriots in 1973, Mel was a largely unheralded but steady performer on the Patriots defensive line, but things changed for him in 1979 . . . the Patriots fifth best tackler (57), Mel also tied Tony McGee for most QB pressures (22) and was named winner of the Jim Lee Hunt Memorial Award, citing him as the team's most valuable linemen in a poll of the Patriots coaching staff . . . Mel also started all 16 games for the second straight year while sharing the left DE duties with McGee . . . had the most QB sacks in a season during his career, dropping opposing quarterbacks seven times on the year . . . one of the team's strongest players, he is also one of the most durable, having played in 59 of 60 games over the last four years . . . Defensive Coordinator Fritz Shurmur calls Mel "an exceptionally physical player who can dominate his side of the line" . . . Mel was chosen in the third round of the '72 draft by Oakland, but was released and made free agent stops at Atlanta and Washington . . . he was traded by the Redskins to the Patriots on 7-26-73 in exchange for the Patriots fifth round selection in 1974 . . . in his first year as a Patriot, he was active for the entire season while appearing in four games . . . the following year he recorded five sacks while playing in all but one game . . . Mel started the first four games of 1975, but retired from football for personal reasons . . . after his reinstatement in 1976, he was involved in 678 plays, making 40 tackles.

COLLEGE: Mel played in 35 straight games as a collegian . . . twice named NAIA All-America (1970 and 1971).

PERSONAL: Married (Diane) . . . lives in hometown of Cincinnati during the off-season and enjoys playing basketball.

STATS: Fumble Recoveries: '74-1, '76-2; Games played: 1973-4, 1974-13, 1975-4, 1976-14, 1977-13, 1978-16, 1979-16, Total: 80.



BILL MATTHEWS 53

LB 6-2 235

SOUTH DAKOTA STATE 2nd year

DOB: 3-12-56 at Santa Monica, CAL.

HOW ACQUIRED: D-5, 1978

PRO: "A young player who can play both inside and outside linebacker with equal skill" says Defensive Coordinator Fritz Shurmur . . . rebounded after rookie campaign found him on injured reserve for entire regular season with neck injury and made squad at the highly competitive LB post . . . backs up Steve Nelson at ILB spot and filled in for him vs. Green Bay (10/1) when Nelson suffered a concussion . . . got first and only start of short pro career the following week vs. Detroit (10/7) . . . had 27½ tackles on the year . . . will have to battle for roster spot in camp with other young linebackers Golic, Zamberlin and Petersen.

COLLEGE: Two-time Academic all-American for the Jack Rabbits . . . played TE as freshman, DT as a soph and DE as a junior and senior . . . Dairy Science Major with 3.65 average.

PERSONAL: Single . . . hails from Wessington, S.D. (pop. 350) . . . spends off season there working as a carpenter and restoring antique cars . . . performs charity work for Special Olympics and Cancer Society . . . likes to both snow and water ski.

STATS: Games played: '79-16.



PRENTICE McCRAY 34

SS 6-1 190

ARIZONA STATE 8th year

DOB: 3-1-51 at Stockton, Cal.

HOW ACQUIRED: FA, 1974

PRO: For the second straight year, Prentice was pestered by a nagging injury that limited his availability and playing time . . . appearing in 14 games, Prentice started at the strong safety position six times, but missed the Detroit (10-7) and Chicago (10-14) games with a shoulder injury . . . in 1978, he had a 57 game starting streak at SS snapped by a nagging knee injury that limited his action to just eight games (three starts) . . . despite the injuries, Prentice had three interceptions in 1979,

tying Mike Haynes for the runnerup spot behind team interception leader Ray Clayborn (5) . . . he also added 21½ tackles and a sack in 1979 . . . 1977 was a workhorse year for the former Sun Devil as he led the secondary in number of plays (891), while making 47 tackles and picking off four passes . . . had the best season of his pro career during the Patriots playoff drive of 1976 . . . his 182 yards on interception returns (5) was tops in the AFC and his 36.4 interception return average was the best in the NFL . . . against the NY Jets (11-21-76), he set team record for interception return yards in a game (118) and became the only player in Patriot history to return two interceptions for TDs (63 and 55 yards) in the same game . . . originally the eighth round draft choice of Detroit in 1973, he was a late cut by the Lions that season . . . signed as a FA with the Patriots on 4-7-74 and earned the starting strong safety role with an impressive showing in training camp . . . named to all-rookie squads by PRO FOOTBALL WEEKLY AND FOOTBALL DIGEST in 1974.


COLLEGE: A two-year starter at corner for the Sun Devils, Prentice also worked as a punt return specialist at ASU . . . hails from the same alma mater as secondary mate Mike Haynes.

PERSONAL: Married (Casandra) . . . father of Prentice, Jr. (1) . . . spent the off-season in Tempe, Arizona area.

INTERCEPTIONS

Year	G	No.	Yds.	Avg.	Lg.	TD
1974	14	3	61	20.3	33	0
1975	14	0	0	0.0	0	
1976	14	5	182	36.4	63	
1977	14		61	15.2	48	
1978	8		0	0.0	0	
1979	14		48	16.0	26	
Totals	86	15	352	23.5	63	2

OTHER STATS: Fumble Recoveries: '74-1 '76-2, '77-1, '79-1.



TONY McGEE 78


DE 6-4 250
 BISHOP (TX) 10th year
 DOB: 1-18-49 at Battle Creek, Mich.
 HOW ACQUIRED: T-Chicago, 1974

PRO: "Mac the Sack" continued his harrassment of opposing QB's as he led the Patriots in the sack dept. for the fifth straight year . . . playing as a DR (designated rusher), he also started twice and matched his 1978 sack total of 11½ in '79 . . . he now has 78½ career sacks . . . on the year, Tony notched 35 tackles and tied Mel Lunsford for most QB pressures with 22 . . . his most productive game was in the season opener vs. Pittsburgh (9/3) when he made 5 tackles 1½ sacks and 1 QB pressure . . . also had 3½ sacks in two meetings with Buffalo . . . a durable player, Tony has played in 129 of his 130 NFL games and in 87 of 88 as a Patriot, missing just one game in '75 with an ankle injury . . . his outstanding play in 1977 earned him the coveted Jim Lee Hunt Memorial Award, an honor voted upon by the Patriots coaches for most outstanding line play . . . joined the Patriots in a pre-season 1974 trade from Chicago in exchange for the Patriots eighth choice in '75 and third choice in '76 . . . originally the Bears third round draft choice in 1971, he played in 42 consecutive games for the Windy City club at both DT and DE before the trade . . . in his first year as a Patriot, he turned in 4½ sacks, while accounting for 6½ in '75, 12½ in '76 and 13½ more in '77.

COLLEGE: Tony played two for two seasons at the University of Wyoming before transferring to Bishop College in Texas.

PERSONAL: Married (Novenna) . . . father of two sons, David and Soloman, and a daughter, Shayla . . . one of the most affable members of the squad, he is popular on the speaking circuit . . . during the past off season, he worked in the bond management program at Rhode Island Hospital Trust and pursued graduate studies in recreation administration . . . also helped conduct the popular New England Youth Football Camp which he helped found with Ray Hamilton and Leon Gray . . . active in numerous charitable acitivities, he was the 1980 recepitent of the Frito Lay Community Service Award . . . also was feted at the White House for his efforts in federally funded youth employment programs.

STATS: Fumble Recoveries: '71-3, '73-4, '77-1, '78-1. Games played — 1971-14, 1972-14, 1973-14, 1974-14, 1975-13, 1976-14, 1977-14, 1978-16, 1979-16, Total — 129.



STANLEY MORGAN 86

WR 5-11 180
 TENNESSEE 4th year
 DOB: 2-17-55 at Easley, SC
 HOW ACQUIRED: D-1b, 1977

PRO: "Stanley's peers cited his great performance last year by voting him to the Pro Bowl squad" was the way Patriot Head Coach Ron Erhardt summed up Morgan's third and finest year as a pro . . . having started all 46 games in his three pro grid years, he is now considered as one of the games top receivers and greatest deep threats . . . joined Harold Jackson as first player in club history to gain over a 1,000 yards receiving in a season (44 catches for 1,002 yards) . . . finished 12th in NFL in receiving yards, but tops in the league in TD receptions with (12) and yards per reception (22.8) . . . notched five games with more than 100 yards receiving during the year, including one against each AFC East opponent — NY Jets (102,129), Baltimore (151), Buffalo (158) and Miami (124) . . . has a total of eight games with over 100 yards receiving during short career . . . in last four meetings against Colts, he has hauled in 14 passes for 371 yards, including 5 TDs (75, 62, 56, 27 and 25 yards) . . . in the Patriots 50-21 thumping of the Colts at Foxboro last year (11/18), Stanley returned a punt 80 yards for a score, only the third time that feat has been accomplished in club history . . . set a club record for highest reception yardage average in a season (22.8 yards) while tying Steve Grogan's club record of 13 TDs in a season set in 1976 . . . now ranks as the third best punt returner in club history (78 for 840 yards and 10.7 avg.) after leading team in that department last season with 29 returns for 289 yards (10.0 avg.) . . . caught two passes for 32 yards in Pro Bowl at Honolulu . . . in sophomore pro campaign, Stanley led the team in reception yardage (820) and was the team's top punt returner (32 for 335 yards and 10.5 avg.) . . . stellar rookie year included ranking second on team reception list (21), tops among Patriot receivers with 21.1 yard reception average and tops in punt returns (16 for 220 yards and 13.8 avg.) . . . his 13.8 yard punt return average was second best in AFC in '77 . . . named to the PFW all-rookie team and tabbed Rookie of the Year by the 1776 Fan Club in 1977 . . . the 25th player selected in the 1977 draft, Stanley joined Ray Clayborn (16th) as one of two Patriot first round selections that year.

COLLEGE: Received countless awards after four year career with the Volunteers . . . played three different positions — WR, RB and WB . . . accounted for 4713 yards while a collegian, averaging 9.2 yards every time he touched the ball.

PERSONAL: Married (Rholedia) . . . one daughter, Sanitra Nikole (4) . . . finished his degree work in Recreation Administration by working at a local YMCA in off-season . . . also worked for the second straight year at Industrial National Bank in Providence handling government and municipal bond management . . . likes collecting various types of musical recordings . . . a standout performer on the Patriots off-season basketball squad.

Year	G	RECEIVING					TD	No.	PUNT RETURNS				
		No.	Yds.	Avg.	Lg.	Lg.			FC	Yds.	Avg.	Lg.	TD
1977	14	21	443	21.3	64t	3	16	2	220	13.8	53	0	
1978	16	34	820	24.1	64t	3	16	2	220	13.8	53	0	
1979	16	44	1002	22.8	63t	12*	29	21	289	10.0	80t	1	
Totals	46	99	2265	22.9	75t	20	77	27	844	11.0	80t	1	

*NFL Leader

OTHER STATS: Rushing: '77-once for 10 yards, '78-twice for 11 yards, '79-seven for 39 yards; Fumbles: '78-6, '79-1.

Single Game Career Highs


Most receptions — 6, at NY Jets (12-9-79)
 Most Yds. receiving — 170,
 at Baltimore (11-26-78)
 Longest Reception — 75 (TD),
 at Baltimore (11-28-78)
 Most TD receptions — 2 (Four times), vs
 NY Jets (9-9-79), at Balt. (10-28-79),

100 Yard Receiving Games

1978—vs. Baltimore (9-18) 3-125-1 (62t)
 vs. Phil. (10-8) 3-104-1 (58t)
 at Baltimore (11-26) 5-170-1 (75t)
 1979—vs. NY Jets (9-9) 3-102-2
 at Baltimore (10-28) 5-151-2 (56t)
 at Buffalo (11-4) 5-158-2 (63t)
 at Miami (11-29) 5-124-1 (38t)

MORGAN'S 1000 YD. SEASON—1979

Date/Opp	No.	Yds.	Avg	Lg	TDs
9/ 3 Pittsburgh	1	33	33	33t	0
9/ 9 NY Jets	3	102	34	50t	2
9/16 @ Cincinnati	2	54	18.0	27	1
9/23 San Diego	0	0	0	0	0
10/ 1 @ Green Bay	4	63	15.7	35	0
10/ 7 Detroit	1	22	22.0	22	0
10/14 @ Chicago	4	43	10.7	14	1
10/21 Miami	2	53	26.5	41	0
10/28 @ Baltimore	5	151	30.2	56t	2
11/ 4 @ Buffalo	5	158	31.6	63t	2
11/11 @ Denver	0	0	0	0	0
11/18 Baltimore	1	25	25.0	25	1
11/25 Buffalo	1	16	16.0	16	0
11/29 @ Miami	5	124	24.8	38t	1
12/ 9 @ NY Jets	6	129	21.5	48t	2
12/16 Minnesota	3	29	9.8	16	0
Totals	44	1002	22.8	63t	12



STEVE NELSON 57

LB 6-2 230

NORTH DAKOTA STATE 7th year

DOB: 4-26-51 at Farmington, MN


HOW ACQUIRED: D-2b, 1974

PRO: The nucleus of the Patriots stingy defense, Steve led the Patriots in tackles for the second straight year with 134 stops, greatly outdistancing runnerup Tim Fox (70) . . . Defensive Coordinator Fritz Shurmur calls Nelson "the leader of the defense and an outstanding competitor with every characteristic of a top middle linebacker-toughness, quickness, strength and great knowledge of the game," . . . while overlooked by most all-pro squads, he commands respect from many as one of the top middle linebackers in the NFL today . . . "Nellie" saved the day in the Patriots narrow 27-21 win over San Diego (9/23) when he intercepted a Dan Fout's pass at the goal line with just 1:30 remaining . . . after making 33 tackles in the first four games, he suffered a concussion vs. Green Bay (10/1) that seemingly ended his activity for the year, but he returned two weeks later to start the last ten games of the year, averaging ten tackles per game . . . he also added two sacks on the year . . . his top tackle performance came in the season finale vs. Minnesota (12/16) when he made 12 tackles . . . his team leading 98 tackles and four fumble recoveries earned him second team AP all-pro honors in 1978 . . . started first 14 games of the year but knee injury vs. Dallas (12/3) sidelined him for final two games of '78 campaign . . . 1977 was a banner year as he had 97 tackles and 4 sacks, while earning all-pro honors with the NY POST and Unsung Hero Award with 1776 Fan Club . . . started first ten games of 1976, but a dislocated kneecap suffered vs. Baltimore (11/14) held him out off last four games . . . returned to play in playoff game vs. Oakland . . . led team with 142 tackles while starting every game of '75 . . . named Patriots MVP and NEA Third Award recipient . . . started 11 games as a rookie.

COLLEGE: Played his college ball at North Dakota State under then head coach Ron Erhardt . . . played both OLB and DE . . . served as team captain in 1973 and was team MVP in both '72 and '73.

PERSONAL: Married (Maria) . . . father of two daughters, Cam (4) and Casey (2) . . . enjoys working on Nautilus equipment and is an instructor at a nearby Nautilus Center . . . active with Wrentham State School, a home for mentally handicapped . . . served as co-chairman of a celebrity golf tournament that netted \$7,500 for the school's students . . . also involved with numerous other charitable organizations, especially area Special Olympic programs . . . enjoys outdoor activities including fishing and wood cutting . . . would like to continue in some capacity in football after playing days are over.

STATS: Interceptions: '75-two for eight yards, '76-two for 32 yards, '78-five for 104 yards, '79-one for 18 yards; Fumble recoveries: '74-1, '75-3, '77-1, '78-4, '79-1; Games played: 1974-11, 1975-4, 1976-10, 1977-13, 1978-14, 1979-14, Total — 76.



TOM OWEN 17

QB 6-1 194
WICHITA STATE 7th year
DOB: 9-1-52 at Shreveport, La.
HOW ACQUIRED: T-S.F., 1976

PRO: Tom Owen was able to show his passing talents last year as he played in more games (5) in '79 than he had in his first three seasons with the Patriots . . . with the Patriots trailing Detroit 17-14 on 10-7, "T.O." stepped in for Steve Grogan and directed the Patriots to ten fourth quarter points and a 24-17 win . . . also stepped in for Grogan against Denver (11-11) when the starter was felled early with a concussion . . . had his busiest day as a Patriot against Broncos, completing 9 of 17 passes for 62 yards before also suffering a concussion, forcing Grogan to return to the lineup . . . since coming to the Patriots with four draft choices from San Francisco in a trade for Jim Plunkett (4-5-76) has seen limited action behind Grogan . . . ironically, he was a schoolboy rival of Grogan, having directed Turner High (Kansas City) against Grogan and his Ottawa, Kansas eleven . . . he played in two games for Patriots in '76 and was active for entire '77 campaign but did not call a play . . . after 30 game non-playing streak, he helped direct Patriots to record breaking 55-14 win over NY Jets (10-29-78) . . . although a 13th round choice of San Francisco in 1974, Tom emerged as 49er's top QB in second half of the season, leading the club to wins in four of their last five games of the year . . . started seven games as a rookie.

COLLEGE: A three year starter at QB for the Shocker . . . did not make travel squad when tragic air crash wiped out most of school's football squad.


PERSONAL: Married (Patti) . . . spent off-season at home in Kansas.

PASSING

(San Fran. 1974-75, Patriots 1976-79)

Year	G	Att	Comp	Yds	Pct	Int	TD	LG	Rating
1974	10	184	88	1327	47.8	15	10	68t	55.8
1975	4	51	24	318	47.1	2	1	24	57.3
1976	2	5	1	7	20.0	0	0	7	—
1977	0	0	0	0	0.0	0	0	0	—
1978	2	26	15	182	57.7	2	0	23	47.3
1979	6	47	27	248	57.4	3	2	32	59.6
Totals	24	313	155	2082	49.5	22	13	68t	

OTHER STATS: Rushing: '74-16 times for 36 yards and 1 TD, '75-once for one yard. '79-twice for minus one yard; Fumbles: '74-4, '75-1, '79-1; Fumble Recoveries: '74-1, '75-1.



CARLOS PENNYWELL 88

WR 6-2 180
GRAMBLING 3rd year
DOB: 3-18-56 at Crowley, LA.
HOW ACQUIRED: D-3, 1978


PRO: With two of the NFL's top receivers, Harold Jackson and Stanley Morgan playing ahead of him, Carlos finds a tough time getting action . . . spent most of his rookie year as a special teams player and was hoping to get more playing time at the WR position before heel injury in the third week of practice felled him . . . placed on injured reserve (9-21) before fourth game of the year vs. San Diego . . . reactivated for 14th game at Miami and caught a 13 yard TD pass on final play of the game from Steve Grogan . . . Receiver Coach Ray Berry feels "Carlos can be a John Stallworth type player if he can get the playing time and become a regular."

COLLEGE: Comes from the school that produces many a player for the NFL, Grambling . . . teamed with Tampa Bay QB Doug Williams to make Tigers nation's second ranked passing offense . . . member of the same Grambling receiver corps as Sammy White (Vikings) and Dwight Scales (Giants) . . . the 4.4 speedster had over 200 college offers as a prepster.

PERSONAL: Married (Janice) . . . earned nickname "Chilly" for remaining cool under pressure situations . . . spent off season working to complete college degree in Business Management and working with

Shreveport area high schoolers . . . counts Jazz, bowling and fishing as hobbies . . . his Dad Clifford coached both Carlos and his cousin Robert Pennywell (Falcons) as prepsters.

Year	G.	No.	RECEIVING			
			Yds.	Avg.	Lg.	TD
1978	16	1	28	28.0	28	0
1979	6		35	8.8	13t	
Totals	22		63	31.5	28	



ERNEST PRICE 60


DE 6-4 245
 TEXAS A & I 8th year
 DOB: 9-20-50 at Corpus Christi, TX.
 HOW ACQUIRED: Trade w/ Cleveland, 1980

PRO: Along with DE Mike St. Clair, Ernest was traded to the Patriots from the Cleveland Browns on 2-7-80 . . . the former first round draft pick of the Detroit Lions (1973) came to the Patriots in exchange for the Patriots tenth round choice in 1981 . . . reunited with Patriots defensive line coach Fritz Shurmur who had coached him at Detroit in 1975-77 . Ron Erhardt calls Ernest "an excellent upfield pass rusher who gives you the dimension of a Tony McGee and is the type of player that will help improve your overall defense" . . . joined the Browns as a free agent late in the '79 season . . . played 53 games for Lions from 1973-1978 before being traded to Seattle on 9-27-78 for DE Bill Cooke and the Seahawks 8th round pick in '79 . . . after starting first three games of '78 for Lions, his move to Seattle enabled him to play in the last 12 games of the year for Seattle where he started the final 11 . . . Ernest was credited with 56 tackles and four sacks in those 12 games . . . was released by the Seahawks in '79 pre-season before signing with Cleveland.

COLLEGE: A first team College Division All-America selection as a TE at Texas A & I, he was switched to DE as a pro . . . Lions TE David Hill was his backup in college, the same school that Patriots linebacker Mike Hawkins hails from.

PERSONAL: Married (Carol) and has three children: Ernest, Jr. (8), Nikita (7), and Kenyada (5) . . . owns and manages a 7-11 store in Seattle area . . . spends free time playing pool and bowling . . . active with Boy Scout and church groups.

STATS: Scored a safety vs. Kansas City, 1975; Fumble recoveries: 1973-1, 1974-2, 1976-2, 1977-1, 1978-1. Games Played: 1973-12, 1974-11, 1975-13, 1976-14, 1977-12, 1978-15, 1979-0, Total-77.



GARRY PUETZ 77


OT 6-4 265
 VALPARAISO 8th year
 DOB: 3-14-52 at Elmhurst, IL.
 HOW ACQUIRED: FA, 1979

PRO: Garry came to the rescue late in the season when Patriot tackles Shelby Jordan and Dwight Wheeler suffered injuries . . . signed on a Thursday (11-15), got starting nod on Saturday and held DE Fred Cook to one tackle in Patriots big 50-21 win over Baltimore (11-18) . . . won game ball for his efforts . . . started next two games before Jordan returned to action . . . expected to make a strong bid for starting role and lends plenty of pro experience to talented Patriots front wall . . . originally drafted in 12th round of 1973 NFL draft by NY Jets, he played 56 consecutive games for them, started as rookie ahead of veteran Dave Herman but broken bone in foot put him on inactive list seven of last nine games . . . waived after six games in '78, claimed by Tampa Bay where he played ten games, starting final eight games (six at RG and two at RT) . . . active for three games with Philadelphia at start of '79 season and signed as FA by Patriots on 11-15-79.

COLLEGE: Two-time College Division All-America . . . outstanding place kicker who made 10 of 13 FG attempts as senior (16 of 22 in career) . . . 34 of 37 in PAT attempts over two years . . . two-time letter winner as first baseman.

PERSONAL: Married (Cindy) . . . spends off-season teaching and dealing in Real Estate . . . would like to become a small college football coach . . . name pronounced "pets."

STATS: Games Played: 1973-7, 1974-14, 1975-14, 1976-14, 1977-14, 1978-16 (6 with NY Jets, 10 with Tampa Bay), 1979-8 (3 with Phil., 5 with Patriots), Total-87.



MIKE ST. CLAIR 65


DE 6-5 253
GRAMBLING 5th year
DOB: 9-2-53 at Cleveland, OH.
HOW ACQUIRED: Trade w/Cleveland, 1980

PRO: Joined the Patriots along with DE Ernest Price in a trade with Cleveland on 2-7-80 . . . Patriots sent their own sixth round choice in the 1980 draft to the Browns for Mike . . . Ron Erhardt calls St. Clair, "both a good run and pass rusher and he lends you the opportunity to work more often with a four man defensive front," . . . Mike is being counted upon to make a strong bid for a regular defensive spot and increase the competition for DL jobs in training camp . . . a native of Cleveland, his first four years as a pro were spent with his hometown Browns after they made Mike their second of two fourth round draft picks in 1976 . . . has played at both right and left defensive end, starting at left DE for the Browns in '78 while recording 31 tackles, 18 assists and a team leading three fumble recoveries . . . contributed 21 tackles and 9 assists to the Cleveland defensive cause in '79 . . . started the last four games of '76 at right DE and kept that job through the '77 season.

COLLEGE: Began his collegiate career at Iowa Central J.C. before transferring to Grambling for two years . . . Patriots WR Carlos Pennewell was a Grambling teammate.

PERSONAL: Married (Vava) . . . resides in Cleveland . . . spends off-season working with youth groups and charitable organizations . . . enjoys speaking to youngsters in Cleveland area schools.

STATS: Fumble recoveries: 1976-one for 21 yards; 1977-1; 1978-three for minus five yards. Games played: 1976-14, 1977-11, 1978-16, 1979-0. Total — 41



RICK SANFORD 25

DB 6-1 192
SOUTH CAROLINA 2nd year
DOB: 1-9-57 at Rock Hill, S.C.
HOW ACQUIRED: D-1, 1979

PRO: Rick had the usual pressure to perform that goes with being a number one draft choice, but he had added pressure in having to learn both the corner and safety positions . . . the 25th player taken in the 1979 draft, Rick started four games as a rookie, including a start at corner in place of the injured Mike Haynes vs. the NY Jets (12-9) . . . with injuries to veterans Doug Beaudoin and Prentice McCray, he was also called upon to start at SS vs. Buffalo (11-25), Miami (11-29) and Minnesota (12-16) during the final stretch of the season . . . a key special teams performer, Rick was the first Patriot since 1971 (last was Roland Moss vs. Buffalo 11-14-71) to return a blocked punt for a TD . . . he accomplished the feat when he blocked a Bucky Dilts' punt and returned the ball 8 yards for a score in the Patriots 50-21 win over the Colts (11-18) . . . he was also the Patriots second leading KO returner behind fellow rookie Allan Clark, returning 10 kickoffs for 179 yards . . . in the Patriots 26-6 win at Buffalo (11-4), Rick took a lateral from Rod Shoate after Shoate intercepted a Joe Ferguson pass and he returned it 27 yards to help set up the Patriots go ahead FG . . . in the Patriots-Bills rematch (11-25), he recorded his first pro interception, returning the stolen aerial 12 yards . . . on the year, he had 28 tackles . . . a good all around athlete, Rick has the ability to play both corner and safety, but is expected to be a top contender for the starting SS role this season.

COLLEGE: Rick was the highest NFL draft selection in his school's history (Alex Hawkins taken by Colts in the second round, 1959) and


was the top DB taken in 1979 draft . . . a consensus All America, he was a three year starter for the Gamecocks, and turned in 112 career tackles . . . had nine career interceptions for 112 yards.

PERSONAL: Single . . . returned to South Carolina to complete degree requirements in off-season and graduated in May, 1980 . . . South Carolina High School Athlete of the Year in 1975 . . . until he turned pro, Rick's parents attended every one of his games since he started playing football at the age of eight.

Year	G	INTERCEPTIONS					KICKOFF RETURNS				
		No.	Yds.	Avg.	Lg.	TD	No.	Yds.	Avg.	Lg.	TD
1979	16	1	39*	39.0	12		10	179	17.9	23	0

* returned lateral after Shoate interception for 27 yards.

OTHER STATS: Returned one punt for one yard in 1979. Fumble Recoveries: 1979-2.



STEVE SCHINDLER 68


OG 6-3 260
 BOSTON COLLEGE 3rd year
 DOB: 7-24-54 at Caldwell, NJ
 HOW ACQUIRED: FA, 1980

PRO: A promising young lineman who was originally drafted by the Denver Broncos in the first round of the 1977 draft (18th player overall), Steve did not play football in 1979 in an effort to recover from a painful left elbow injury . . . operations in January and November of 1979 have seemingly corrected the problem and he is expected to make a strong bid for playing time on the Patriots forward line . . . signed as a FA by the Patriots 5-5-80 . . . had been waived by Broncos in '79 training camp (8-21) . . . as a rookie, Steve appeared in all 14 games and had one start . . . in 1978, Steve tore an abdominal muscle but saw action in 14 of 16 games, starting in three . . . the muscle tear was surgically repaired in the off-season but he developed elbow problems later . . . has good speed and strength and is an intense player . . . has bench pressed 425 pounds.

COLLEGE: A consensus All-America for the Eagles, Steve was the first of seven Boston College players selected in the '77 draft.

PERSONAL: Single . . . resides in Denver . . . graduated from Boston College with a B.S. in Marketing and holds a real estate license.

STATS: Games played: 1977-14, 1978-14, Total — 28.



ROD SHOATE 56

OLB 6-1 215
 OKLAHOMA 5th year
 DOB: 4-26-53 at Spiro, Okla.
 HOW ACQUIRED: D-2, 1975


PRO: "Rod had as fine a year as anybody on the team" was the way that Ron Erhardt summed Rod's third year as the Patriots starting right outside LB . . . Rod started 14 games last year, missing only the Cincinnati game on 9-16 (throat infection) and Baltimore contest on 10-28 (neck) . . . chipped in 47 tackles, 4 sacks, 4 QB pressures and one interception last season with his best performance coming in the Patriots 50-21 win over Baltimore (11-18) when he recorded 5 tackles and one pass deflection . . . has exceptional quickness and athletic ability . . . played in all 16 games of '78, turning in 48 tackles, 13 QB pressures and five sacks while missing only one start . . . in first full healthy season (1977), he played in all 14 games and started three times . . . can always be counted upon for special teams play and leadership . . . was the 44th player selected in '75 draft and served as Patriots special teams' captain through first four game until broken leg suffered vs. Cincinnati sidelined him for the season . . . made a great return in '76 pre-season but leg injury in final exhibition game shelved him for the entire season.

COLLEGE: A perienne All-American selection for three years, Rod played for the Sooners under Barry Switzer.

PERSONAL: Married (Deborah) . . . enjoys working in the community and spent the past off-season promoting the 1980 census . . . plays

with the Patriots off-season basketball team . . . likes to ride horses and skeet shooting . . . the second youngest in a family of ten children, Rod learned to drive a tractor at the age of six and helped worked his family's farm in hometown of Spiro.

STATS: Fumbles Recoveries: '78-3, '79-1, Interceptions: '79-1; Games Played: 1975-4, 1976-0, 1977-14, 1978-16, 1979-14, Total-48.



JOHN SMITH 1

PK 6-0 185
SOUTHAMPTON (Eng.) 7th year
DOB: 12-30-48 at Leafield, England
HOW ACQUIRED: FA, 1974

PRO: John made a remarkable recovery last season by not only returning to the game after suffering a leg muscle tear in 1978, but by leading the NFL in scoring with 115 points . . . in the process of winning the NFL scoring crown, edging both Earl Campbell (Houston) and Mark Moseley (Washington) by only a point, he set the club record for most points in a season by kicking . . . the old record of 111 points had been set in 1964 by his kicking coach and former Patriot star Gino Cappelletti . . . by scoring in all 16 games in '79, John has run up a string of 60 consecutive games in which he has scored and has scored in all but one of his 75 games played as a Patriot . . . only time he was blanked was in the 1975 season opener when Houston handed the Patriots their last shutout 7-0 (9-21) . . . his FGs spelled the margin of victory on back to back weeks as the Patriots stopped Cincinnati 20-14 (9-16) and San Diego 27-21 (9-23) . . . despite making only one of his first eight attempts past the 40 yard mark last year, he hit on five of his last six FG attempts from 40 yards or more . . . in Patriots 56-3 victory over the NY Jets (9-9), he tied the club record for most PAT attempts (8) and established the new club record for most PATs made (8) in a game . . . a leg muscle tear early in '78 almost ended John's kicking career and he joined the injured reserve roll after three games . . . prior to '78, he led the Patriots in scoring four straight seasons (1974-77) . . . was the only NFL kicker who did not miss a PAT attempt in '75 (33-33) and matched that feat again in '77 (33-33) . . . John had an unusual start on the pro gridiron . . . as a visiting soccer camp instructor, he tried kicking a football and was given a tryout by the Patriots in 1973 . . . after signing a free agent contract, he was traded to Pittsburgh, later waived, and subsequently returned to kick for the NE Colonials (ACFL) . . . was ACFL scoring champ of '73 while hitting 36 straight PAT conversions and 19 of 21 FGs (longest was 48 yards) . . . the left footed soccer style kicker then signed another free agent pact with the Patriots on 4-7-74 . . . as a rookie, scored 90 points to finish as runnerup to AFC scoring champ Roy Gerela and fourth best in NFL . . . PFW and Football Digest All-Rookie Team selection in '74 . . . longest FG of career was a 49 yard shot in 38-14 win over Denver on 11-28-76.

PERSONAL: Married (Vivienne) . . . has two daughters, Felicity (4) and Nicola (2) . . . Manager of Trade Development for a sales company in the food business . . . also spends off-season organizing, promoting and conducting youth soccer school . . . active in a variety of organizations and charities including Fellowship of Christian Athletes, Athletes in Action, Special Olympics and Boys Club . . . first time he ever saw an American football game, he played in it when he was 24 years old.

	G	FGM	FGA	Pct.	LG	BLK	XPM	XPA	FG Made	
									Total Yds.	Avg. Yds.
1974	14	16	22	72%	46	1	42	43	512	32.0
1975	14	9	17	53%	46	3	33	33	312	34.7
1976	14	15	25	60%	49	1	42	46	534	35.6
1977	14	15	21	71%	44	0	33	33	445	29.6
1978	3	1	1	100%	24	0	6	7	24	24.0
1979	16	23	33	70%	47	2	46	49	796	34.6
Totals	71	79	119	66%	49	7	202	211	2623	33.2

1979 Kicking


(Bold face indicates FG made)

Pittsburgh (31, **32**); Jets (-); Cincinnati (37, 47b, **39, 39**); San Diego (31, 31); Green Bay (42); Detroit (44, 48, **29**); Chicago (21, **29**); Miami (48); Baltimore (42, **39**); Buffalo (48, 49b, **33, 37**); Denver (42); Baltimore (24, **29, 42**); Buffalo (47, 40, 32); Miami (28); Jets (47, 34); Minnesota (42, 30)

Year	Field-Goal Accuracy						Pct.
	1-19	20-29	30-39	40-49	50-plus	Total	
1974	0-0	6-7	8-10	2-5	0-0	16-22	73%
1975	1-1	1-1	5-6	2-8	0-1	9-16	56%
1976	0-1	4-4	4-6	7-14	0-0	15-25	60%
1977	1-1	4-5	9-11	1-4	0-0	15-21	71%
1978	0-0	1-1	0-0	0-0	0-0	1-1	100%
1979	0-0	6-6	11-13	6-14	0-0	23-33	69.6%
Total	2-2	22-24	37-46	18-45	0-1	79-118	66.9%
Playoff	0-0	0-0	0-0	0-0	0-1	0-1	00%

Single Game Highs

Most FG's Attempted: 6 vs. Jets 12-7-75
 Most FG's Made: 4 (1975)
 Longest FG attempted: 52. vs. Baltimore 10-19-75
 Longest FG Made: 52 vs. Baltimore 10-19-75
 Most PAT's Attempted: 8 vs. Jets 9-9-79
 Most PAT's Made: 8 vs. Jets 9-9-79



MOSI TATUPU 30


FB 6-0 229
 SOUTHERN CAL 3rd year
 DOB: 4-26-55 at Pago Pago,
 American Samoa
 HOW ACQUIRED: D-8b, 1978

PRO: Continued to play a backup role at FB spot behind fellow USC alum Sam Cunningham and Don Calhoun, but stood out on special teams, an ability that earned him Patriot Rookie of the Year honors in 1978 . . . RB Coach Tom Yewcic calls Mosi "a pick and slide type of runner who has very good run vision and is a fine pass receiver . . . while a FB in the famous I formation offense at USC, Head Coach Johnny Robinson called Mosi "the best blocking back at USC since Sam Cunningham" . . . had 8 carries, including a 12 yarder, for 50 yards in Patriots 56-3 thrashing of the NY Jets on 9-9-79.

COLLEGE: Made four post-season bowl appearances while playing for the USC Trojans . . . recorded 1277 rushing yards and 9 TDs on 223 career carries in addition to another 147 yards gained on 19 receptions while a collegian.

PERSONAL: Married (Linnea) . . . became the proud father of daughter Linnea Mosiula a week after '79 season ended . . . the son of a former Samoan middleweight wrestling champ, he ranks with Russ Francis as one of the top schoolboy gridders in Hawaiian history having played for Punahoe H.S. . . . has an unusual hobby of raising Pit Bull Terriers.

Year	G	RUSHING					KICKOFF RETURNS				
		No.	Yds.	Avg.	Lg.	TD	No.	Yds.	Avg.	Lg.	TD
1978	16	3	6	2.0	3	0	1	17	17.0	17	0
1979	16	23	71	3.1	12	0	3	15	5.0	12	0
Totals	32	26	77	3.0	12	0	4	32	8.0	17	0



DON WESTBROOK 83

WR 5-10 184
 NEBRASKA 4th year
 DOB: 11-1-53 at Reno, Nev.
 HOW ACQUIRED: FA, 1977


PRO: "A tough, durable and clutch player," says Coach Raymond Berry . . . "Westy" is versatile and can play all three receiver positions including TE if needed . . . saw action as the third WR in three WR offensive sets used by the Patriots last year . . . had his best day as a Patriot at Buffalo on 11-4-79, hauling in 3 passes for 65 yds. including a 38 yarder . . . grabbed his lone TD reception of the year vs. NY Jets, a 14 yarder in Patriots 56-3 victory on 9-9 . . . finished as Patriots third best KO Returner in '79 (11-151-13.7 avg. — Lg. 30) . . . Baltimore's 6th round pick in '76, FA with Tampa Bay in '76 and played briefly with Philadelphia (WFL) that year . . . joined Patriots as a FA in 1977.

COLLEGE: No. 2 receiver in Big 8 his senior year at Nebraska, caught 33 passes for 508 yds. . . . also had 581 rushing yards in three years for Cornhuskers.

PERSONAL: Single . . . enjoys young children and especially working with area Special Olympics programs . . . hobbies include racquetball and tennis . . . raised in Cheyenne, Wyoming.

Year	G.	No.	RECEIVING			
			Yds.	Avg.	Lg.	TD
1976	13	3	67	22.3	29	0
1977	13	-	-	-	-	-
1978	16	3	38	12.7	19	0
1979	16	9	173	19.2	38	1
Totals	45	12	211	17.6	38	1

OTHER STATS: Kickoff Returns: '78: 7-125 yds. (17.9 avg.); '79-11-151 yds.-(13.7 avg.) Punt returns: '77-1, '78-0, '79-2 for 5 yds.; Fumble recoveries: '77-1, '78-1, '79-1; Rushing: '78: once for minus 5 yds., '79: twice for 8 yds.; Passing: '79-two of two for 52 yards.



DWIGHT WHEELER 62


OT 6-3 255
 TENNESSEE STATE 2nd year
 DOB: 1-13-55 at Memphis, TN.
 HOW ACQUIRED: D-4, 1978

PRO: Last year was a big challenge for "Whimpy" as he was tabbed the replacement at LT for Leon Gray after his pre-season trade to Houston . . . the affable lineman won the praise of coaches and players alike for his pre-season play in 1978, but he broke his ankle in the second game of the season vs. St. Louis and was placed on the injured reserve list for the year . . . his promise was so great, he got the starting spot at LT and despite a host of nagging injuries, began the season with some fine play . . . injuries to his ankle and back continued to nag him and he was forced out of the starting lineup after ten games . . . saw spot action in next five games and finally wound up on injured reserve again (12-12) just before the season's final game . . . his healthy return should enable the big man to regain his starting role and fulfill his potential as a standout pro OT.

COLLEGE: Saw action as center, guard and tackle for the Bengal Tigers . . . Senior Bowl participant and winner of J.C. Coffee Award as school's top blocker.

PERSONAL: Single . . . continues to work on his college degree and partakes in a vigorous off season strength building program . . . likes to play tennis and racquetball . . . would like to return to Memphis after pro career and become a teacher and coach.

STATS: Fumbles: '79-1 (snapped ball over punter for safety); Games played: '78-2, '79-13; Total — 15.



JOHN ZAMBERLIN 54


ILB 6-2 232
 PACIFIC LUTHERAN (WASH) 2nd year
 DOB: 2-13-56 at Tacoma, WA.
 HOW ACQUIRED: D-5, 1979

PRO: Injuries slowed John down at the start of his rookie year, but Coach Fritz Shurmur calls him "a player with outstanding strength and hitting ability" . . . great development during the year and he started in place of Sam Hunt in the season finale vs. Minnesota (12-16) . . . will battle with Hunt and Golic, among others, for starting role alongside Steve Nelson in 1980 . . . recorded 18 tackles as a rookie.

COLLEGE: First player ever drafted into NFL from tiny Pacific Lutheran . . . played DE as freshman and soph, switched to LB for final two years . . . holds school record of 11 interceptions in 1977 . . . career included 268 tackles and 15 interceptions . . . standout centerfielder in baseball who was drafted by Seattle Mariners.

PERSONAL: Single . . . returned to PLU for teaching duties . . . also acts as substitute teacher in Tacoma Public Schools . . . slow pitch softball enthusiast.

STATS: Games played: 1979-16.



BRYANT COLLEGE

SUMMER HOME OF THE PATRIOTS


Since 1976, the Patriots have conducted summer practice sessions at Bryant College in Smithfield, Rhode Island. Situated on a beautiful 290 acre campus located 12 miles northwest of Providence, Bryant offers undergraduate degrees in Business Administration and Criminal Justice as well as Graduate Programs in Business Administration. Bryant's enrollment includes over 5,000 students attending both day and evening programs while more than 2,500 of the students, reside on campus.

Bryant has a 117 year-old tradition of excellence in business education and relocated from a Providence campus in 1971. Since that time, the campus has expanded to accommodate an ever increasing student enrollment. The focal point of the campus is the award-winning Unistructure (pictured above) that houses faculty, administrative and student activities offices as well as all classrooms, a swimming pool, bank, U.S. Post Office, bookstore, dining facilities and the Patriot's summer offices. Currently under construction is a Multipurpose Activities Center which will adjoin the present gym building.

Since moving their summer training site to Bryant, the Patriots have amassed a 40-20 regular season record (66.7%), indicative of the fine pre-season training facilities offered at the Smithfield campus.

HOW THE PATRIOTS WERE BUILT

YEAR	DRAFT	TRADES	FREE AGENTS / WAIVERS
1971	Adams, J. (2)		Adams, S. (W-Dallas) Lenkaitis (W-San Diego)
1973	Cunningham, S. (1b) Hamilton (14) Hannah (1a)	Lunsford (Washington)	King (FA)
1974	Hunt (15) Johnson (5a) Nelson, S. (2b)	McGee (Chicago)	Jordan, S. (FA) McCray, (FA) Smith (FA)
1975	Francis (1) Grogan (5) Shoate (2)		Calhoun (FA)
1976	Beaudoin (9) Brock (1b) Fox (1c) Haynes (1a)	Owen (San Francisco)	Bishop (FA)
1977	Clayborn (1a) Costict (11) Hasselbeck (2b) Ivory (2a) Morgan (1b)		Westbrook (FA)
1978	Cavanaugh (2) Cryder (1) Hawkins (7) Matthews (5) Pennywell (3) Tatupu (8b) Wheeler (4)	Jackson (LA)	
1979	Clark (10b) Flint (7) Golic (2) Hare (4) Sanford (1) Zamberlin (5)		Buben (FA) Chandler (W-St. Louis) Puetz (FA)
1980	Brown (6) Burget (9) Daniel (10) Ferguson (1b) House (8) Hubach (11) James (1a) Jordan, J. (12) Kearns (7) McDougald (5) McGrew (2) McMichael (3)	Foreman (Minnesota) Price (Cleveland) St. Clair (Cleveland)	Beal (FA) Cahill (FA) Collins (FA) Colosimo (FA) Cusumano (FA) Day (FA) Doughtie (FA) Ewald (FA) Gaffney (FA) Hanna (FA) Hoher (FA) Jury (W-NY Giants) Kimbrough (FA) Konecny (FA) Lazor (FA) LeMay (FA) Loftus (FA) Loncar (FA) Marzo (FA) McAleenan (FA) McGill (FA) McIntyre (FA) Najarian (FA) Newhall (FA) Parm (FA) Petersen (FA) Ricker (FA) Rosen (FA) Schindler (FA) Sherrill (W-Buffalo) Startzell (FA) Tumpane (FA) Ulrich (FA)



1980 DRAFT CHOICES

ROLAND JAMES


DB 6-2 189

TENNESSEE D-1A

DOB: 2-2-58 at Jamestown, Ohio

COLLEGE: Roland was the first of the Patriots two first round draft choices selected in '79 draft and rejoins former Tennessee teammate Stanley Morgan (D-1b, 1977) on the Patriots squad . . . 14th overall player selected in draft and second DB chosen (Mark Haynes selected 8th by NY Giants) . . . first All-America selection at Tennessee in last three years . . . noted for his exceptional coverage ability, Roland was a four year starter for the Vols and recorded 288 career tackles . . . had 10 career interceptions, including third longest in school history, a 90 yard return for a TD vs. Ole Miss in '78 . . . a versatile performer who started senior year at CB and switched to safety after four games . . . also returns punts, having chalked up 356 yards on 37 returns . . . returned a punt for 89 yards and TD vs. Vanderbilt in '79 . . . doesn't allow injuries to bother his performance . . . played with broken nose as a soph and shrugged off broken thumb as a junior . . . outstanding track star, having been clocked at 7.26 in the 60 high hurdles and 13.5 in 110 high hurdles . . . finished third in SEC indoor meet and fourth in SEC outdoor competition . . . consensus All-America who was named to eight first team squads and one second team squad . . . played in Hula, Senior and Bluebonnet Bowls.

PERSONAL: Single . . . Human Services major at UT and plans to complete degree during pro off-seasons . . . hobbies include music and roller skating . . . grew up in small town of Jamestown, Ohio where his grandfather was fire chief, one uncle was the mayor, another uncle the assistant police chief and a third uncle a detective.



VAGAS FERGUSON

RB 6-1 194

NOTRE DAME D-1a

DOB: 3-6-57 at Richmond, Ind.


COLLEGE: As Notre Dame's all-time career rushing leader, Vagas holds several school rushing records . . . picked with the first round choice acquired from Houston in the Leon Gray trade, Vagas was the fourth RB and 25th player taken in the NFL draft . . . holds Irish record for most yards rushing in a game (255 vs. Georgia Tech in '78), most rushing TDs in a season (17), most 100 yard rushing games (12) and most yards rushing in a career (3,472 yards on a school record 673 carries) . . . fifth ranked on national collegiate rushing chart in '79 and only ND back ever to rush for more than 200 yards in a game twice in same season . . . longest run from scrimmage was for 79 yards vs. USC (10-20-79) . . . 1978 Cotton Bowl MVP with 3 TDs (2 rushing and 1 receiving) . . . placed fifth in '79 Heisman Trophy balloting . . . reliable receiver who snagged 43 receptions for 366 yards and 3 TDs during ND career . . . second Notre Dame player drafted by Patriots in two years . . . joins former Irish teammate LB Bob Golic (D-2, 1978) . . . has great speed and strength . . . made a host of All-America squads and played in both '80 Japan Bowl and '80 East-West Shrine Game . . . durable player who makes the big plays in the big games.

PERSONAL: Single . . . Economics major at ND . . . would like to pursue a career in computer management or programming . . . given name is Vasquero Diaz but was nicknamed "Vagas" by grandmother.

COLLEGE STATISTICS

Year	Att	Yds.	Avg.	TD	Rec.	Yds.	Avg.	TD
1976	81	350	4.3	2	3	27	9.0	1
1977	80	492	6.2	6	6	96	16.0	1
1978	211	1192	5.6	7	20	171	8.6	1
1979	301*	1437*	4.8	17*	14	72	5.1	0
Totals	673*	3472*	5.2	32	43	366	8.5	3

*Notre Dame record.



LARRY McGREW


OLB 6-4 231

USC D-2

DOB: 7-23-57 at Berkeley, Cal.

COLLEGE: . Considered by the Patriots to be one of the top linebacking prospects in the 1980 draft, Larry was the 45th player chosen overall and the sixth LB selected . . . USC coaches voted him as defensive MVP in '79 . . . his forte is blitzing and he is highly regarded for his open field tackling ability . . . made 138 tackles in three years . . . started in two Rose Bowl games, made six tackles in 17-10 win over Michigan in '79 and five tackles in 17-16 win over Ohio State in '80 . . . career high of ten tackles came against Notre Dame as a junior . . . played in '80 Japan Bowl . . . spent frosh year at Contra Costa JC after being tabbed as an All Northern California schoolboy selection while playing TE and LB at Berkeley High.

PERSONAL: Married (Elaine) . . . graduated in Spring, 1980 with degree in Speech and Communications . . . enjoys bike riding . . . spent two years living in same apartment building with Patriot RB Mosi Tatupu while at USC.



STEVE McMICHAEL


NT 6-2 245

TEXAS (Austin) D-3

DOB: 10-17-57 at Freer, Texas

COLLEGE: Many scouts felt he was one of the country's most productive defensive linemen after a stellar career with the Longhorns . . . 72nd player selected in the draft and was the first defensive lineman drafted by the Patriots above the sixth round since Pete Cusick (D-3, 1975) . . . selected to eight All-America squads . . . recorded 372 tackles and 30 sacks over four years, including a team leading 142 stops as a junior . . . was Longhorn's second leading tackler as a senior with 138 tackles . . . defensive MVP in '80 Hula Bowl who made 14 tackles . . . chosen to the AP All-America Strength Team and was a finalist in both the '79 Outland Trophy and '80 Lombardi Award balloting . . . had 13 tackles (9 solos) and two QB sacks in Longhorns' 16-7 win over Oklahoma . . . during sophomore year he booted 8 of 10 PATs and 2 of 3 FGs when Russell Erxleben (Saints) was hurt.

PERSONAL: Single . . . physical education major . . . likes to fish but calls rattlesnake hunting his favorite pasttime.



DOUG McDOUGALD


DE 6-5 271

VPI D-5

DOB: 2-6-57 at Fayetteville, NC

COLLEGE: Doug was the second straight defensive lineman chosen by the Patriots in the draft and the third in a succession of Mac's as he followed LB Larry McGrew (D-2) and NT Steve McMichael (D-3) . . . the largest Patriot draftee, he was the 126th player chosen in the draft . . . a great upfield pass rusher and is amazingly quick and agile despite his large size . . . missed five games as a senior with deep thigh bruise . . . 210 career tackles . . . made All-South Independent Team as a junior and played in both the '79 Blue-Gray Game and '80 East-West Shrine Game . . . started for three years.

PERSONAL: Single . . . physical education and recreation major . . . would like to coach after playing career is over . . . one of seven children, he has five sisters.




PRESTON BROWN

WR/KR 5-10 184
VANDERBILT D-6
DOB: 3-2-58 at Nashville, Tenn.

COLLEGE: The 162nd player selected in the draft, Preston was chosen with the sixth round pick aquired from Houston in the Leon Gray trade . . . potentially one of the fastest players on the Patriots, he was the fastest player ever to wear the Black and Gold . . . clocked at 9.3 in the 100 as a schoolboy, he has also dashed to a 4.35 40 . . . SEC's leading receiver as a senior with 52 receptions for 786 yards and 3 TDs . . . ranked eighth nationally in receiving as a senior . . . leading receiver in '79 Blue-Gray game with 4 catches for 78 yards . . . dangerous kick returner who tied SEC record with a 100 yard KO return vs. Ole Miss as a soph . . . returned a punt 90 yards for a TD in season opener of junior year (1978) vs Arkansas . . . 59 career punt returns for 497 yards (8.4 avg.) and 80 career KO returns for a school record 1,497 yards (18.7 avg.) . . . played in '80 Senior Bowl.

PERSONAL: Single . . . History major at Vanderbilt who would like to eventually pursue a career in law or music . . . plays both the piano and guitar and enjoys singing . . . his sister has played on Broadway.




TOM KEARNS

OG 6-3 259
KENTUCKY D-7
DOB: 5-6-58 at Lexington, Kentucky

COLLEGE: A hard working and intense guard with good pulling speed who was a three year starter for the Wildcats . . . 184th player selected in the draft . . . tabbed as the school's outstanding offensive lineman as a junior . . . honorable mention All-America choice by SN and second team All-SEC by AP as a senior.

PERSONAL: Single . . . General Studies Major . . . likes to ski and hunt rabbits . . . brother Kevin is a junior DE at Kentucky.



MIKE HOUSE

TE 6-3 243
U OF PACIFIC D-8
DOB: 9-26-57 at Oakdale, Cal.

COLLEGE: The seventh TE and 211th player selected in the draft, Mike led all TEs in the country as a senior with 52 receptions . . . also ranked sixth nationally among all receivers . . . 2nd ranked on Pacific's all-time receiving list with 86 receptions for 1009 yards and 4 TDs in two seasons . . . good blocker who can catch the ball in a crowd . . . best game as a collegian was against Iowa State (10-6-79) when he grabbed 11 passes for 90 yards . . . prepped at Modesto (Cal) JC for two years.

PERSONAL: Married (Judy) . . . has one daughter Jennifer Anne . . . Economics major who would like to pursue a farming career.




BARRY BURGET

OLB 6-2 226
OKLAHOMA D-9
DOB: 8-6-57 at Stroud, Okla.

COLLEGE: Joins former Sooners Ray Hamilton, Rod Shoate and Horace Ivory on the Patriots . . . the 238th player taken in the draft, Barry had 178 career tackles (11 for losses) and two interceptions . . . while playing for Sooners, he made three Orange Bowl appearances and one in the Fiesta Bowl . . . as a soph, returned a blocked FG attempt for 64 yards and a TD vs. Vanderbilt . . . also had 14 tackles that day . . . had 85 tackles as a senior . . . Patriot scout Mike McCarthy was his linebacker coach during his frosh and soph seasons.

PERSONAL: Single . . . Journalism and Public Relations major . . . hobbies include hunting and fishing . . . father was a small college All-America at Central State (Okla.)




TOM DANIEL

OC 6-4 245
GEORGIA TECH D-10
DOB: 8-14-57 at Dalton, Ga.

COLLEGE: Tom was voted as most valuable lineman by his teammates as a senior . . . 269th player selected in the draft . . . started senior year at center, then missed a few games due to injury and later returned to start the balance of the season at tackle . . . team captain as a senior, Tom bench presses 400 lbs. . . accomplished snapper for punts, PATs and FGs . . . made an impressive showing at Patriots Spring Rookie Camp.

PERSONAL: Single . . . Industrial Engineering major . . . hopes to pursue engineering career after football days are over.



MIKE HUBACH

P 5-10 185
KANSAS D-11
DOB: 1-26-58 at Cleveland, Ohio

COLLEGE: Mike was the second punter drafted by the Patriots in the last two years following the selection of punting incumbent Eddie Hare who was picked on the fourth round in 1979 . . . 296th player selected in the draft and 4th punter taken . . . hit 259 career punts for 10,618 yards for a 41.0 career average . . . boomed four punts during career over 70 yards including school record 83 yarder vs. Iowa State in '79 . . . also hit on a 53 yard FG that day . . . the second leading scorer in Jayhawk history with 135 points (72 of 76 PAT attempts and 21 of 48 on FG attempts) . . . two-time All Big 8 punter . . . best day as collegian was against Oklahoma State in '78 when he punted 8 times for 50.6 average (40, 46, 54, 42, 70, 47, 43 and 63 yards.)

PERSONAL: Single . . . Personal Administration major . . . played soccer since he was seven years old.



JIMMY JORDAN

QB 6-0 191
FLORIDA STATE D-12
DOB: 2-11-58 at Tallahassee, Fla.

COLLEGE: Sharing QB duties with Wally Woodham, Jimmy led the Seminoles to their first undefeated season (11-0) ever and an appearance in the '80 Orange Bowl vs. Oklahoma . . . 323rd player selected . . . twice named "Chevrolet Offensive Player of the Week" on ABC-TV, he owns school record for longest TD pass, a scoring strike that covered 96 yards when he was a frosh . . . earned Offensive MVP honors in 1977 Tangerine Bowl by completing 18 of 25 passes for 311 yards and 2 TDs . . . 24-19 win over LSU during senior year (1979), he hit on 14 of 31 pass attempts for 312 yards and 3 TDs . . . played in '80 Senior Bowl . . . showed accurate passing ability during Patriots Spring Rookie Camp and will start training camp as fourth QB on Patriots roster behind Grogan, Cavanaugh and Owen.

PERSONAL: Single . . . Criminology major . . . spends free time hunting and fishing . . . threw for over 4,000 yards as a high school QB and was named a high school All-America.

PASSING

Year	Att.	Comp.	Yds.	Pct.	Int.	TDs
1976	50	23	434	46.0	3	2
1977	166*	80	1139	48.2	9	10*
1978	199*	108*	1427	54.3	9	14*
1979	180*	87*	1173	48.3	14	13*
Totals	595	298	4173	50.1	35	39

*team leader

Pre-Season Opponents

LOS ANGELES RAMS

NFC WEST (1979 Champions)

August 11 — at Anaheim

Head Coach: Ray Malavasi

Public Relations: Jerry Wilcox (Geno Effler)

Office: (714) 535-7267

Date	Location	Pats	Opp.	Att.	Results
8-29-71	Foxboro	21	31	53,271	L
8- 5-78	Los Angeles	14	7	60,134	W
8-12-79	Foxboro	3	15	44,955	L
RAMS LEAD 2-1.		38	53	158,360	

OAKLAND RAIDERS

AFC WEST

August 16 — at Oakland

Head Coach: Tom Flores

Public Relations: John Herrera

Office: (415) 562-5900

Date	Location	Pats	Opp.	Att.	Results
8-28-60	Amherst	28	14	4,000	W
8-11-62	Providence	20	21	9,000	L
8- 4-63	Oakland	17	24	9,721	L
8-20-66	Anaheim, CA	21	10	36,038	W
8- 5-72	Oakland	24	31	53,661	L
8- 5-73	Foxboro	17	17	43,914	T
8-12-78	Oakland	21	7	53,335	W
8-19-79	Foxboro.	35	14	46,518	W
PATRIOTS LEAD 4-3-1		183	138	256,187	

PHILADELPHIA EAGLES

NFC EAST (1979 Wild Card)

August 24 — at Foxboro

Head Coach: Dick Vermeil

Public Relations: Jim Gallagher (Chick McElrone)

Office: (215) 463-2500

Date	Location	Pats	Opp.	Att.	Results
9- 2-68	Boston	20	22	31,404	L
8-12-72	Philadelphia	20	29	30,000	L
9- 8-74	Foxboro	27	17	35,412	W
8-22-75	Philadelphia	24	10	40,156	W
9- 5-76	Foxboro	20	7	32,254	W
8-22-77	Philadelphia	10	21	28,025	L
SERIES TIED 3-3.		121	106	197,251	

SEATTLE SEAHAWKS

AFC WEST

August 29 — at Seattle

Head Coach: Jack Patera

Public Relations: Don Andersen (Gary Wright)

Office (206) 827-9777

First Pre-Season Meeting Ever

PRE-SEASON RESULTS

YEAR-BY-YEAR

Date	Site	Attendance	Score
1960	(4-1-0)		
7/30	at Buffalo (16,000)		Patriots 28, Bills 7
8/ 5	at Providence (4,706)		Patriots 43, Broncos 6
8/14	at Boston (11,000)		Texans 24, Patriots 14
8/21	at Worcester (7,500)		Patriots 21, Bills 7
8/28	at Amherst (4,000)		Patriots 28, Raiders 14
1961	(3-1-0)		
8/10	at Boston (15,387)		Patriots 14, Titans 3
8/19	at Philadelphia (73,916)		Titans 17, Patriots 7
8/25	at Providence (4,762)		Patriots 28, Bills 10
9/ 1	at Buffalo (9,022)		Patriots 15, Bills 12
1962	(2-3-0)		
8/11	at Providence (9,000)		Raiders 21, Patriots 20
8/15	at Buffalo (22,112)		Patriots 12, Bills 7
8/18	at New Orleans (31,000)		Oilers 20, Patriots 10
8/25	at Lowell (11,118)		Patriots 17, Titans 10
9/ 1	at Boston (8,783)		Bills 7, Patriots 6
1963	(0-5-0)		
8/ 4	at Oakland (9,721)		Raiders 24, Patriots 17
8/10	at San Diego (16,427)		Chargers 50, Patriots 17
8/14	at Lowell (9,387)		Oilers 21, Patriots 20
8/24	at Buffalo (17,697)		Bills 24, Patriots 14
9/ 1	at New Brunswick, N.J. (12,500)		Jets 22, Patriots 20
1964	(0-5-0)		
8/ 9	at Boston (20,087)		Oilers 38, Patriots 7
8/18	at Lowell (6,390)		Jets 23, Patriots 7
8/22	at New Brunswick, N.J. (11,500)		Jets 21, Patriots 20
8/28	at Buffalo (12,566)		Bills 24, Patriots 14
9/ 5	at Denver (20,568)		Broncos 27, Patriots 17
1965	(0-5-0)		
8/ 8	at Boston (23,674)		Bills 23, Patriots 0
8/13	at Allentown, Pa. (18,000)		Jets 26, Patriots 16
8/21	at Houston (30,142)		Oilers 27, Patriots 6
8/28	at Norfolk, Va. (9,217)		Jets 17, Patriots 0
9/ 4	at Kansas City (15,157)		Chiefs 34, Patriots 7
1966	(1-3-0)		
8/ 7	at Boston (23,291)		Bills 19, Patriots 13
8/20	at Anaheim (36,038)		Patriots 21, Raiders 10
8/27	at San Diego (11,894)		Chargers 31, Patriots 13
9/ 1	at Mobile (22,000)		Jets 41, Patriots 3
1967	(1-3-0)		
8/ 4	at Bridgeport, Conn. (16,000)		Jets 55, Patriots 13
8/13	at Boston (29,313)		Colts, 33, Patriots 3
8/20	at Rochester, N.Y. (15,300)		Patriots 13, Bills 10
8/26	at Boston (15,523)		Redskins 13, Patriots 7
1968	(1-3-0)		
8/10	at New Orleans (54,400)		Saints 19, Patriots 0
8/17	at Richmond, Va. (14,000)		Jets 25, Patriots 3
8/23	at Jacksonville (15,003)		Patriots 19, Dolphins 17
9/ 2	at Boston (31,404)		Eagles 22, Patriots 20
1969	(2-3-0)		
8/10	at Bowling Green (16,900)		Patriots 21, Bengals 13
8/17	at Boston (24,084)		Falcons 34, Patriots 16
8/25	at Montreal (8,212)		Lions 22, Patriots 9
8/31	at Jacksonville (18,375)		Patriots 26, Broncos 10
9/ 6	at Birmingham (18,000)		Dolphins 13, Patriots 0
1970	(0-4-0)		
8/16	at Boston (25,584)		Redskins 45, Patriots 21
8/29	at Jackson, Miss. (32,000)		Saints 26, Patriots 0
9/ 4	at Shreveport, La. (22,000)		Steelers 31, Patriots 3
9/11	at Salt Lake City (17,832)		Broncos 16, Patriots 14
1971	(1-5-0)		
8/ 8	at Minneapolis (31,813)		Vikings 17, Patriots 10
8/15	at Foxboro (60,423)		Patriots 20, Giants 14
8/22	at Buffalo (31,610)		Bills 28, Patriots 14
8/29	at Foxboro (53,271)		Rams 31, Patriots 21
9/ 5	at Foxboro (48,631)		Falcons 45, Patriots 35
9/10	at Memphis (28,082)		Jets 38, Patriots 9

Date	Site	Attendance	Score
1972 (2-4-0)			
8/ 5	at Oakland	(53,661)	Raiders 31, Patriots 24
8/12	at Philadelphia	(30,000)	Eagles 29, Patriots 20
8/20	at Foxboro	(50,892)	Patriots 27, Bears 17
8/27	at Foxboro	(51,470)	Giants 31, Patriots 10
9/ 2	at Denver	(37,128)	Broncos 49, Patriots 24
9/10	at Foxboro	(47,684)	Patriots 34, Lions 30
1973 (1-5-1)			
7/28	at Canton, Ohio	(19,685)	49ers 20, Patriots 7
8/ 5	at Foxboro	(43,914)	Patriots 17, Raiders 17
8/12	at Foxboro	(49,209)	Giants 13, Patriots 7
8/18	at Atlanta	(56,239)	Falcons 27, Patriots 10
8/25	at New Orleans	(64,131)	Patriots 31, Saints 6
9/ 2	at Foxboro	(50,369)	Redskins 35, Patriots 14
9/ 7	at Detroit	(50,104)	Lions 34, Patriots 21
1974 (4-2-0)			
8/ 2	at Washington	(16,405)	Patriots 21, Redskins 16
8/11	at Foxboro	(17,992)	Giants 21, Patriots 6
8/18	at Foxboro	(20,546)	Patriots 7, Saints 3
8/24	at San Diego	(18,903)	Patriots 23, Chargers 14
8/31	at Spokane, Wash.	(18,000)	Broncos 27, Patriots 21
9/ 8	at Foxboro	(35,412)	Patriots 27, Eagles 17
1975 (3-2-0)			
8/10	at Foxboro	(40,726)	Giants 28, Patriots 14
8/17	at Foxboro	(40,218)	Patriots 36, Vikings 10
8/22	at Philadelphia	(40,156)	Eagles 24, Patriots 10
8/30	at Milwaukee	(51,769)	Patriots 20, Packers 17 (OT)
9/ 7	at Foxboro	(39,502)	Patriots 31, Chargers 24
1976: (3-3-0)			
8/ 1	at Foxboro	(30,032)	Patriots 13, Giants 7 (OT)
8/ 6	at Norman, Ok.	(23,800)	Chargers 26, Patriots 17
8/15	at Foxboro	(30,552)	Packers 16, Patriots 14
8/21	at Atlanta	(30,619)	Patriots 28, Falcons 17
8/30	at Cleveland	(36,016)	Browns 30, Patriots 27
9/ 5	at Foxboro	(32,254)	Patriots 27, Eagles 7
1977 (5-1-0)			
8/ 6	at E. Rutherford, N.J.	(44,471)	Patriots 19, Giants 3
8/13	at Milwaukee	(53,244)	Patriots 38, Packers 3
8/22	at Philadelphia	(28,025)	Eagles 21, Patriots 10
8/28	at Foxboro	(43,779)	Patriots 13, Steelers 10 (OT)
9/ 4	at Foxboro	(41,053)	Patriots 45, Redskins 7
9/11	at Foxboro	(41,346)	Patriots 29, Falcons 10
1978 (4-0-0)			
8/ 5	at Los Angeles	(60,134)	Patriots 14, Rams 7
8/12	at Oakland	(53,335)	Patriots 21, Raiders 7
8/20	at Foxboro	(39,043)	Patriots 24, Chiefs 7
8/27	at Foxboro	(42,696)	Patriots 21, Browns 10
1979 (2-2-0)			
8/ 4	at Atlanta	(59,725)	Patriots 37, Falcons 14
8/12	at Foxboro	(44,955)	Rams 15, Patriots 3
8/19	at Foxboro	(46,518)	Patriots 35, Raiders 14
8/24	at Denver	(75,103)	Broncos 20, Patriots 17 (OT)
Twenty year record: 40-59-1			

PRESEASON RESULTS TEAM-BY-TEAM

ATLANTA						
Date	Location	Pats	Opp.	Att.	Results	
8-17-69	Boston	16	34	24,084	L	
9- 5-71	Foxboro	35	45	48,631	L	
8-18-73	Atlanta	10	27	56,239	L	
8-21-76	Atlanta	28	17	30,619	W	
9-11-77	Foxboro	29	10	41,346	W	
8- 4-79	Atlanta	37	14	59,725	W	
SERIES TIED 3-3.		155	147	206,608		
BALTIMORE						
Date	Location	Pats	Opp.	Att.	Results	
8-13-67	Boston (Harvard)	3	33	29,313	L	

BUFFALO

Date	Location	Pats	Opp.	Att.	Results
7-30-60	Buffalo	28	7	16,000	W
8-21-60	Worcester	21	7	7,500	W
8-25-61	Providence	28	10	4,762	W
9- 1-61	Buffalo	15	12	9,022	W
8-15-62	Buffalo	12	7	22,112	W
9- 1-62	Boston (BU)	6	7	8,783	L
8-24-63	Buffalo	14	24	17,697	L
8-28-64	Buffalo	14	24	12,566	L
8- 8-65	Boston (BC)	0	23	23,674	L
8- 7-66	Boston (BC)	13	19	23,291	L
8-20-67	Rochester, N.Y.	13	10	29,313	W
8-22-71	Buffalo	14	28	31,610	L
SERIES TIED 6-6.		178	178	206,330	

CHICAGO

Date	Location	Pats	Opp.	Att.	Results
8-20-72	Foxboro	27	17	50,892	W

CINCINNATI

Date	Location	Pats	Opp.	Att.	Results
8-10-69	Bowling Green, Ky.	21	13	16,990	W

CLEVELAND

Date	Location	Pats	Opp.	Att.	Results
8-30-76	Cleveland	27	30	36,016	L
8-27-78	Foxboro	21	10	42,696	W
SERIES TIED 1-1.		48	40	78,712	

DENVER

Date	Location	Pats	Opp.	Att.	Results
8- 5-60	Providence	43	6	4,706	W
9- 5-64	Denver	17	27	20,568	L
8-31-69	Jacksonville	26	10	18,375	W
9-11-70	Salt Lake City	14	16	17,832	L
9- 2-72	Denver	24	49	27,128	L
8-31-74	Spokane	21	27	18,000	L
8-24-79	Denver	17	20 (OT)	75,103	L
BRONCOS LEAD 5-2.		162	155	191,712	

DETROIT

Date	Location	Pats	Opp.	Att.	Results
8-25-69	Montreal	9	22	8,212	L
9-10-72	Foxboro	34	30	47,684	W
9- 7-73	Detroit	21	34	50,014	L
LIONS LEAD 2-1.		64	86	105,910	

GREEN BAY

Date	Location	Pats	Opp.	Att.	Results
8-30-75	Milwaukee	20	17 (OT)	51,769	W
8-15-76	Foxboro	14	16	30,552	L
8-13-77	Milwaukee	38	3	53,244	W
PATRIOTS LEAD 2-1.		72	36	135,565	

HOUSTON

Date	Location	Pats	Opp.	Att.	Results
8-18-62	New Orleans	10	20	31,000	L
8-14-63	Lowell	20	21	9,387	L
8- 9-64	Boston (Fenway)	7	38	20,087	L
8-21-65	Houston	6	27	30,142	L
OILERS LEAD 4-0.		43	106	90,616	

KANSAS CITY

Date	Location	Pats	Opp.	Att.	Results
8-14-60	Boston (Harvard)	14	24	11,000	L
9- 4-65	Kansas City	7	34	15,157	L
8-20-78	Foxboro	24	7	39,043	W
CHIEFS LEAD 2-1		45	65	65,200	

MIAMI

Date	Location	Pats	Opp.	Att.	Results
8-23-68	Jacksonville	19	17	15,003	W
9- 6-69	Birmingham	0	13	18,000	L
SERIES TIED 1-1.		19	30	33,003	

Pre-Season Record vs. All Opponents

Team	W	L	T	Pct.	PF	PA	Attendance
Atlanta	3	3	0	.500	155	147	260,608
Baltimore	0	1	0	.000	3	33	29,313
Buffalo	6	6	0	.500	178	178	192,317
Chicago	1	0	0	1.000	27	17	50,892
Cincinnati	1	0	0	1.000	21	13	16,900
Cleveland	1	1	0	.500	48	40	78,712
Denver	2	5	0	.286	162	155	191,712
Detroit	1	2	0	.333	64	86	106,000
Green Bay	2		0	.667	72	36	135,565
Houston	0	4	0	.000	43	106	90,616
Kansas City	1	2	0	.333	45	65	65,200
Los Angeles	1	2	0	.333	38	53	158,360
Miami	1	1	0	.500	19	30	33,003
Minnesota	1	1	0	.500	46	27	72,031
New Orleans	2	2	0	.500	58	54	171,117
N.Y. Giants	3	4	0	.429	89	117	294,323
N.Y. Jets	2	10	0	.167	129	298	238,110
Oakland	4	3	1	.571	183	138	256,187
Philadelphia	3	3	0	.500	121	106	197,251
Pittsburgh	1	1	0	.500	16	41	65,779
San Diego	2	3	0	.400	101	145	110,526
San Francisco	0	1	0	.000	7	20	19,685
Washington	2	3	0	.400	108	116	148,934
TOTALS	40	59	1	.400	1733	2021	2,973,141

WON-LOST, HOME AND AWAY

Year	Home Record					Away Record				
	W	L	T	PF	PA	W	L	T	PF	PA
1960	3	4	0	150	158	2	5	0	136	191
1961	4	2	1	223	166	5	2	0	190	147
1962	6	1	0	177	127	3	3	1	169	168
1963	5	1	1	190	90	2	5	0	137	167
1964	4	2	1	161	141	6	1	0	204	156
1965	1	4	2	112	141	3	4	0	132	161
1966	4	2	1	158	146	4	2	1	157	137
1967	2	4	0	123	171	1	6	1	157	218
1968	2	4	0	97	132	2	6	0	132	274
1969	2	5	0	122	143	2	5	0	144	173
1970	1	6	0	92	171	1	6	0	57	190
1971	5	2	0	150	129	1	6	0	88	196
1972	2	5	0	127	203	1	6	0	65	243
1973	3	4	0	128	134	2	5	0	130	168
1974	3	4	0	171	133	4	3	0	177	156
1975	2	5	0	132	153	1	6	0	126	
1976	6	1	0	217	95	5	2	0	159	141
1977	6	1	0	135	73	3	4	0	143	144
1978	5	3	0	230	180	6	2	0	128	108
1979	6	2	0	238	130	3	5	0	173	196
Totals	72	62	6	3133	2818	57	84	3	2804	3537

(POST SEASON GAMES)

1963						1			36	57
1976						0			21	24
1978	0		0	14	31					
Totals	0	1	0	14	31	1	2	0	57	81
Grand Total	66	61	6	2909	2719	55	81	3	2688	3422

Note: Six home and eight away games in 1967 and 1968.

Regular Season Opponents

SEPTEMBER 7 — AT FOXBORO

CLEVELAND BROWNS

AFC CENTRAL, 9-7 Record, 3rd Place

HEAD COACH: Sam Rutigliano (3rd year, 17-15)

PR: Nate Wallack (Ed Uhas)

PHONE: (216) 696-5555

1979 RESULTS: Jets, W 25-22; Chiefs W 27-24; Colts, W 13-10; Cowboys, W 26-7; Oilers, L 31-10; Steelers, L 51-35; Redskins, L 13-9; Bengals, W 28-27; Cardinals, W 38-20; Eagles, W 24-19; Seahawks, L 29-24; Dolphins, 30-24; Steelers, L 33-30; Oilers, W 14-7; Raiders, L 19-14; Bengals, L 16-12.

1980 SCHEDULE: 9/7 at New England; 9/15 Houston; 9/21 Kansas City; 9/28 at Tampa Bay; 10/5 Denver; 10/12 at Seattle; 10/19 Green Bay; 10/26 Pittsburgh; 11/3 Chicago; 11/9 at Baltimore; 11/16 at Pittsburgh; 10/23 Cincinnati; 10/30 at Houston; 12/7 NY Jets; 12/14 at Minnesota; 12/21 at Cincinnati.

BROWNS LEADERS IN 1979 . . .

SCORING	—	Don Cockroft, 89 (38/43 PAT, 17/29 FG)
RUSHING	—	Mike Pruitt, 264-1294-9 TDs (2nd AFC, 5th NFL)
PASSING	—	Brian Sipe, 535-286-3793-28 TDs 26 Int. -73.1 Rating
RECEIVING	—	Dave Logan, 59-982-7 TDs
KO RETURNS	—	Dino Hall 50-1014-20.3 Avg.
PUNT RETURNS	—	Dino Hall 29-5-295-10.2 Avg.
INTERCEPTIONS	—	Thom Darden 5-125-1 TD

SERIES NOTES: BROWNS LEAD SERIES 3-0 . . . Sam Rutigliano makes his debut as a Head Coach in regular season action vs. the Patriots, a team he served as an assistant with in 1971-73 . . . last regular season meeting was a Monday Night thriller at Cleveland that the Browns won in OT 30-27 before 77,910 . . .

SEPTEMBER 14 — AT FOXBORO

ATLANTA FALCONS

NFC WEST, 6-10, 3rd Place

HEAD COACH: Leeman Bennett (4th year, 22-24, Post-season 1-1)

PR: Charlie Dayton

PHONE: (404) 588-1111

1979 RESULTS: Saints, W 40-34 (OT); Eagles, W 14-10; Broncos, L 20-17 (OT); Lions, L 24-23; Redskins, L 16-7, Packers, W 25-7; Raiders, L 50-19; 49ers, L 20-15; Seahawks, L 31-28; Buccaneers, W 17-14; NY Giants, L 24-3; Rams, L 20-14; Saints, L 37-6; Chargers, W 28-26, Rams, L 34-13; 49ers, W 31-21.

1980 SCHEDULE: 9/7 at Minnesota; 9/14 at New England; 9/21 Miami; 9/28 at San Francisco; 10/5 Detroit; 10/12 N.Y. Jets; 10/19 at New Orleans; 10/26 Los Angeles; 11/2 at Buffalo; 11/9 at St. Louis; 11/16 New Orleans; 11/23 Chicago; 11/30 Washington; 12/7 at Philadelphia; 12/14 San Francisco; 12/21 at Los Angeles.

FALCONS LEADERS IN 1979 . . .

SCORING	—	Tim Mazzetti, 70 (31/37 PAT, 13/25 FG)
RUSHING	—	William Andrews 239-1023-3 TDs.
PASSING	—	Steve Bartkowski 379-203-2502-17 TDs-20 Int.
RECEIVING	—	Wallace Francis 74-1013-8 TDs (3rd NFL, Receptions)
KO RETURNS	—	Dennis Pearson 30-577-19.2 Avg.
PUNT RETURNS	—	Dennis Pearson 12-10-115-9.6 Avg.
INTERCEPTIONS	—	Rolland Lawrence 6-120-0 TD (3rd NFC, 7th NFL)

SERIES NOTES: PATRIOTS LEAD SHORT SERIES 2-0 . . . last meeting was at Atlanta on 12-4-77 in game that Patriots won 16-10.

SEPTEMBER 21 — AT SEATTLE

SEATTLE SEAHAWKS

AFC WEST, 9-7 Record, 3rd Place

HEAD COACH: Jack Patera (5th year, 25-35)

PR: Don Anderson (Gary Wright)

PHONE: (206) 827-9777

1979 RESULTS: San Diego, L 33-16; Miami, L 19-10; Oakland, W 27-10; Denver L 37-34; Kansas City, L 24-6; San Francisco, W 35-24; San Diego, L 20-10; Houston, W 34-14; Atlanta, W 31-28; Houston, W 34-14; Atlanta, W 31-28; Los Angeles, L 24-0; Cleveland, W 29-24; New Orleans, W 38-24; New York Jets, W 30-7; Kansas City, L 37-21; Denver, W 28-23; Oakland, W 29-24.

1980 SCHEDULE: 9/7 San Diego; 9/14 at Kansas City; 9/21 New England; 9/28 at Washington; 10/5 at Houston; 10/12 Cleveland; 10/19 at Jets; 10/26 at Oakland; 11/2 Philadelphia; 11/9 Kansas City; 11/17 Oakland; 11/23 at Denver; 11/27 at Dallas; 12/7 Giants; 12/13 at San Diego; 12/21 Denver

SEAHAWKS LEADERS IN 1979 . . .

SCORING	Efren Herrera, 100 (43/46 PAT, 19/23 FG)
RUSHING	Sherman Smith, 194-775-11 TD's (9th AFC)
PASSING	Jim Zorn, 505-285-3661-20 TD's-18 Int. 77.6 Rating
RECEIVING	Steve Largent, 66-1237-9 TD's
KO RETURNS	Jeff Moore, 31-641-20.7 Avg.
PUNT RETURNS	Tony Green, 19-9-138-7.3 Avg.
INTERCEPTIONS	Dave Brown, 5-46-0 TD.

SERIES NOTES: PATRIOTS LEAD SERIES 1-0 . . . only game in the series between the two clubs was in a torrential downpour at Foxboro before 54,363 on 10-9-77 Patriots won 31-0 for the most recent shutout victory in Patriot history.

SEPTEMBER 29 — AT FOXBORO

DENVER BRONCOS

AFC WEST, 10-6 Record, 2nd Place

HEAD COACH: Red Miller (4th year, 32-14, Post-season 2-3)

PR: George MacFadden (Jim Saccomano)

PHONE: (303) 623-8778

1979 RESULTS: Cincinnati, W 10-0; Los Angeles, L 13-9; Atlanta, W 20-17; Seattle, W 37-34; Oakland, L 27-3; San Diego, W 7-0; Kansas City, W 24-10; Pittsburgh, L 42-7; Kansas City, W 20-3; New Orleans, W 10-3; New England, W 45-10; San Francisco, W 38-28; Oakland, L 14-10; Buffalo, W 19-16; Seattle, L 28-23; San Diego, L 17-7.

1980 SCHEDULE: 9/7 at Philadelphia; 9/14 Dallas; 9/21 San Diego; 9/29 at New England; 10/5 at Cleveland; 10/13 Washington; 10/19 Kansas City; 10/26 at Giants; 11/2 Houston; 11/9 at San Diego; 11/16 Jets; 11/23 Seattle; 12/1 at Oakland; 12/7 at Kansas City; 12/14 Oakland; 12/21 at Seattle.

BRONCOS LEADERS IN 1979 . . .

SCORING	Jim Turner, 71 (32/34 PAT, 13/21 FG)
RUSHING	Otis Armstrong, 108-453-2 TDs
PASSING	Craig Morton, 370-204-2626-16 TD's 19 Int.-70.7 Rating
RECEIVING	Rick Upchurch, 64-937-7 TD's
KO RETURNS	Chris Pane, 18-354-19.7 Avg.
PUNT RETURNS	Rick Upchurch 30-4-304-10.1 Avg. (5th NFL)
INTERCEPTIONS	Steve Foley 6-14-0 TD

SERIES NOTES: BRONCOS LEAD SERIES 12-9 . . . last meeting started under sunshine at Mile High Stadium on 11-11-79, but by games' end two inches of snow covered the ground and Patriots lost 45-10. Bronco Head Coach Red Miller makes his second appearance against Patriots and first at Schaefer Stadium since leaving his Patriot offensive coordinator post after 1976 season.

OCTOBER 5 — AT NEW YORK NOVEMBER 2 — AT FOXBORO

NEW YORK JETS

AFC EAST, 8-8 Record, 3rd Place

HEAD COACH: Walt Michaels (3rd year, 19-27)

PR: Frank Ramos (Ed Wisneski)

PHONE: (212) 421-6600

1979 RESULTS: Cleveland, L 26-22; New England, L 56-3; Detroit, W 31-10; Buffalo, L 46-31; Miami, W 33-27; Baltimore, L 10-8; Minnesota, W 14-7; Oakland, W 28-19; Houston, L 27-24; Green Bay, W 27-22; Buffalo, L 14-12; Chicago, L 23-13; Seattle, L 30-7; Baltimore, W 30-17; New England, W 27-26; Miami, W 27-24.

1980 SCHEDULE: 9/7 Baltimore; 9/4 at Buffalo; 9/21 San Francisco; 9/28 at Baltimore; 10/5 New England; 10/12 at Atlanta; 10/19 Seattle; 10/27 Miami; 11/2 at New England; 11/9 Buffalo; 11/16 at Denver; 11/23 Houston; 11/30 at Los Angeles; 12/7 at Cleveland; 12/14 New Orleans; 12/20 at Miami.

JETS LEADERS IN 1979 . . .

SCORING	Pat Leahy, 36 (12/15 PAT, 8/13 FG)
RUSHING	Clark Gaines, 186-905-0 TD's (4th AFC)
PASSING	Richard Todd, 334-171-2660-16 TD's -22 Int.-66.4 Rating
RECEIVING	Derrick Gaffney, 32-537-1 TD
KO RETURNS	Bruce Harper, 55-1158-21.1 Avg.
PUNT RETURNS	Bruce Harper 33-9-290-8.8 Avg.
INTERCEPTIONS	Burgess Owens, 6-41-0 TD.

SERIES NOTES: JETS LEAD SERIES 24-15-1 . . . despite a 56-3 thrashing of the Jets in the second game of the 1979 season, (9-9-79 at Foxboro), Patriots were bounced from playoff contention in the return match at Shea on 12-9-79 . . . Jets nipped the Patriots 27-26 to stop Patriots four game win streak in the series.

OCTOBER 12 — AT FOXBORO DECEMBER 8 — AT MIAMI

MIAMI DOLPHINS

AFC EAST, 10-6 Record, 1st Place

HEAD COACH: Don Shula (11th year Miami 94-33-1, Post-Season 8-4)
(7 years Baltimore 71-23-4, Post-Season 2-3)

PR: Bob Kearney (Charlie Callahan)

PHONE: (305) 379-1851

1979 RESULTS: Buffalo, W 9-7; Seattle, W 19-10; Minnesota, W 27-12; Chicago, W 31-16; Jets, L 33-27; Oakland, L 13-3; Buffalo, W 17-7; New England, L 28-13; Green Bay, W 27-7; Houston, L 9-6; Baltimore, W 19-0; Cleveland, L 30-24; Baltimore, W 28-24; New England, W 39-24; Detroit, W 28-10; Jets, L 27-24.

1980 SCHEDULE: 9/7 at Buffalo; 9/14 Cincinnati; 9/21 at Atlanta; 9/28 New Orleans; 10/5 Baltimore; 10/12 at New England; 10/19 Buffalo; 10/27 at Jets; 11/2 at Oakland; 11/9 at Los Angeles; 11/16 San Francisco; 11/23 San Diego; 11/30 at Pittsburgh; 12/8 New England; 12/14 at Baltimore; 12/20 Jets.

DOLPHINS LEADERS IN 1979 . . .

SCORING	Uwe Von Schamann, 99 (36/40 PAT, 21/29 FG)
RUSHING	Larry Csonka, 220-837-12 TD's
PASSING	Bob Griese, 310-176-2160-14 TD's- 16 Int.-71.8 Rating
RECEIVING	Nat Moore, 48-840-6 TD's
KO RETURNS	Tony Nathan, 45-1016-22.6 Avg. (10th in NFL)
PUNT RETURNS	Tony Nathan, 28-14-306-10.9 Avg.
INTERCEPTIONS	Tim Foley, 2-8-0 TD

SERIES NOTES: DOLPHINS LEAD SERIES 17-10 . . . Patriots have won four straight over the Dolphins at Foxboro but have been beaten by the Dolphins at the Orange Bowl the last 12 times the two clubs have met there . . . Patriots and Dolphins have finished 1-2 in AFC East the last two years as Miami won the title in '79 and the Patriots finished tops in '78 . . . series has been split every season since Dolphins swept both games in '75.

OCTOBER 19 — AT BALTIMORE NOVEMBER 23 — AT FOXBORO

BALTIMORE COLTS

AFC EAST, 5-11 Record, 5th Place

HEAD COACH: Mike McCormack (1st year Baltimore)

(3 years Philadelphia 16-25-1)

PR: Jim Husbands (Marge Blatt)

PHONE: (301) 356-9600

1979 RESULTS: Kansas City, L 14-0; Tampa Bay, L 29-26; Cleveland, L 13-10; Pittsburgh, L 17-13; Buffalo, L 31-13; Jets, W 10-8; Houston, L 28-16; Buffalo, W 14-13; New England, W 31-26; Cincinnati, W 38-28; Miami, L 19-0; New England, L 50-21; Miami, L 28-24; Jets, L 30-17; Kansas City, L 10-7; Giants, W 31-7.

1980 SCHEDULE: 9/7 at Jets; 9/14 Pittsburgh; 9/21 at Houston; 9/28 Jets; 10/5 at Miami; 10/12 at Buffalo; 10/19 New England; 10/26 St. Louis; 11/2 at Kansas City; 11/9 Cleveland; 11/16 at Detroit; 11/23 at New England; 11/30 Buffalo; 12/7 at Cincinnati; 12/14 Miami; 12/21 Kansas City.

COLTS LEADERS IN 1979 . . .

SCORING	Steve Mike-Mayer, 61 (28/29 PAT, 12/23 FG)
RUSHING	Joe Washington, 242-884-4 TD's (5th AFC)
PASSING	Greg Landry, 457-270-2932-15 TD's-15 Int.-75.3 Rating
RECEIVING	Joe Washington, 82-759-3 TD's
KO RETURNS	Nesby Glasgow, 50-1126-22.5 Avg.
PUNT RETURNS	Nesby Glasgow, 44-11-352-8.0 Avg. (5th AFC)
INTERCEPTIONS	Sanders Shiver, 4-85-0 TD

SERIES NOTES: COLTS LEAD SERIES 11-9 . . . Colts (2-6) surprised the surging Patriots (6-2) by a 31-26 score at Baltimore (10/28 in ninth game last season) . . . Patriots rebounded three weeks later by romping 50-21 at Foxboro . . . Mike McCormack meet the Patriots once before as a head mentor, directing the Philadelphia Eagles to a narrow 24-23 win over the Patriots on 11/4/73.

OCTOBER 26 — AT BUFFALO DECEMBER 14 — AT FOXBORO

BUFFALO BILLS

AFC EAST, 7-9 Record, 4th Place

HEAD COACH: Chuck Knox (3rd year-Buffalo 12-20)

(5 years-Los Angeles 54-15-1, Post Season 3-5)

PR: Budd Thalman (Mike Shaw)

PHONE: (716) 648-1800

1979 RESULTS: Miami, L 9-7; Cincinnati, W 51-24; San Diego, L 27-19; Jets, W 46-31; Baltimore, W 31-13; Chicago, L 7-0; Miami, L 17-7; Baltimore, L 14-13; Detroit, W 30-17; New England, L 26-6; Jets, W 14-12; Green Bay, W 19-12; New England, W 16-13; Denver, L 19-16; Minnesota, L 10-3; Pittsburgh, L 28-0.

1980 SCHEDULE: 9/7 Miami; 9/14 Jets; 9/21 at New Orleans; 9/28 Oakland; 10/5 at San Diego; 10/12 Baltimore; 10/19 at Miami; 10/26 New England; 11/2 Atlanta; 11/9 at Jets; 11/16 at Cincinnati; 11/23 Pittsburgh; 11/30 at Baltimore; 12/7 Los Angeles; 12/14 at New England; 12/21 at San Francisco.

BILLS LEADERS IN 1979 . . .

SCORING	Nick Mike-Mayer, 77 (17/18 PAT, 20/29 FG)
RUSHING	Curtis Brown, 172-574-1 TD
PASSING	Joe Ferguson, 458-238-3572-14 TD's-15 Int-74.5 Rating
RECEIVING	Frank Lewis, 54-1082-2 TD's (5th NFL)
KO RETURNS	Keith Moody, 27-556-20.6 Avg.
PUNT RETURNS	Keith Moody, 38-10-318-8.4 Avg.
INTERCEPTIONS	Jeff Nixon, 6-81-0 TD

SERIES NOTES: BILLS LEAD SERIES 20-19-1 that started in first year of old AFL . . . Patriots had won four straight in series until upset 16-13 at Foxboro (11-25-79) in OT . . . Steve Grogan passed for a total of 510 yards in two meetings vs. Bills in '79.

1980 VETERAN ROSTER

No.	Name	Pos.	Hgt.	Wgt.	NFL		College
					Exp.	Birthdate	
85	ADAMS, Julius	DE	6-4	263	9	4-26-48	Tex.Southern
61	ADAMS, Sam	OG	6-3	260	9	9-20-48	Prairie View
27	BEAUDOIN, Doug	SS	6-1	190	5	5-15-54	Minn.
64	BISHOP, Richard	NT/DE	6-1	260	5	3-23-50	Louisville
58	BROCK, Pete	OT/OC	6-5	260	5	7-14-54	Colorado
63	BUBEN, Mark	NT	6-3	260	2	3-23-57	Tufts
44	CALHOUN, Don	RB	6-0	212	7	4-29-52	Kansas St.
12	CAVANAUGH, Matt	QB	6-1	210	3	10-27-56	Pitt.
82	CHANDLER, Al	TE	6-3	229	7	1-18-50	Oklahoma
35	CLARK, Allan	RB	5-10	186	2	6- 8-57	N. Ariz.
26	CLAYBORN, Raymond	CB	6-1	190	4	1- 2-55	Texas
55	COSTICT, Ray	LB	6-0	218	4	3-19-55	Miss. St.
75	CRYDER, Bob	OG	6-4	265	3	9- 7-56	Alabama
39	CUNNINGHAM, Sam	RB	6-3	230	8	8-15-50	USC
33	FLINT, Judson	CB	6-0	201	1	1-26-57	Memphis St.
22	FOREMAN, Chuck	RB	6-2	220	8	10-26-50	Miami (FL)
48	FOX, Tim	FS	5-11	190	5	11- 1-53	Ohio St.
81	FRANCIS, Russ	TE	6-6	242	6	4- 3-53	Oregon
51	GOLIC, Bob	LB	6-2	240	1	10-26-57	Notre Dame
14	GROGAN, Steve	QB	6-4	208	6	7-24-53	Kansas St.
71	HAMILTON, Raymond	NT	6-1	245	8	1-20-51	Oklahoma
73	HANNAH, John	OG	6-2	265	8	4- 4-51	Alabama
8	HARE, Eddie	P	6-4	209	2	5-30-57	Tulsa
80	HASSELBECK, Don	TE	6-7	245	4	4- 1-55	Colorado
59	HAWKINS, Mike	LB	6-2	232	3	11-29-55	Texas A & I
40	HAYNES, Mike	CB	6-2	195	5	7- 1-53	Ariz. St.
50	HUNT, Sam	LB	6-1	270	7	8- 6-51	S. F. Austin
23	IVORY, Horace	RB	6-0	198	4	8- 8-54	Oklahoma
29	JACKSON, Harold	WR	5-10	175	13	1- 6-46	Jackson St.
32	JOHNSON, Andy	RB	6-0	204	6	10-18-52	Georgia
74	JORDAN, Shelby	OT	6-7	260	5	1-23-52	Wash. (MO)
24	JURY, Bob	DB	6-1	188	2	10- 5-55	Pitt
82	KIMBROUGH, John	WR	5-11	175	2	8-12-54	St. Cloud St.
52	KING, Steve	LB	6-4	230	8	6-10-51	Tulsa
67	LENKAITIS, Bill	OC	6-4	255	13	6-30-46	Penn State
72	LUNSFORD, Mel	DE	6-3	260	8	6-13-50	Cntrl. St. (Oh)
53	MATTHEWS, Bill	LB	6-2	235	2	3-12-56	S. Dakota St.
34	McCRAV, Prentice	SS	6-1	190	8	3- 1-51	Ariz. St.
78	McGEE, Tony	DE	6-4	250	10	1-18-49	Bishop
86	MORGAN, Stanley	WR	5-11	180	4	2-17-55	Tenn.
57	NELSON, Steve	LB	6-2	230	7	4-26-51	N. Dakota St.
17	OWEN, Tom	QB	6-1	194	7	9- 1-52	Wichita St.
88	PENNYWELL, Carlos	WR	6-2	180	3	3-18-56	Grambling
60r	PRICE, Ernie	DE	6-4	245	8	9-20-50	Texas A & I
77	PUETZ, Garry	OT	6-4	265	8	3-14-52	Valparaiso
65	ST. CLAIR, Mike	DE	6-5	253	5	9- 2-53	Grambling
25	SANFORD, Rick	SS/CB	6-1	192	2	1- 9-57	S. Carolina
68	SCHINDLER, Steve	OG	6-3	260	3	7-24-54	Boston Col.
56	SHOATE, Rod	LB	6-1	215	5	4-26-53	Oklahoma
1	SMITH, John	K	6-0	185	7	12-30-49	Sthhmptn.Eng
30	TATUPU, Mosi	RB	6-0	229	3	4-26-55	USC
83	WESTBROOK, Don	WR	5-10	184	4	11- 1-52	Nebraska
62	WHEELER, Dwight	OT	6-3	255	2	1-13-55	Tenn.St.
54	ZAMBERLIN, John	LB	6-2	232	2	2-13-56	Pac.Lutheran

THE JIM PLUNKETT TRADE

One of the most important trades in the 20 year history of the Patriots franchise occurred on April 5, 1976 when QB Jim Plunkett was traded to the San Francisco 49ers. In exchange for Plunkett, the 49ers sent QB Tom Owen and four draft choices to the Patriots, including two first round choices in 1976 and both a first and second round selection in 1977. With the choices, the Patriots picked OC Pete Brock (D-1b, 12th overall) and DB Tim Fox (D-1c, 21st overall) in addition to their own selection, DB Mike Haynes (D-1a, 4th overall) in 1976. The following year, the Patriots used the San Francisco choices to tab DB Ray Clayborn (D1a, 16th overall) and RB Horace Ivory (D-2a, 44th overall) as new Patriots.

1980 FIRST YEAR ROSTER

Name	Pos.	Hgt.	Wgt.	NFL		College
				Exp.	Birthdate	
90r BEAL, Steve	DE	6-4	240	R	9-17-58	U. Conn.
87 BROWN, Preston	WR/KR	5-10	184	R	3- 2-58	Vanderbilt
94 BURGET, Barry	LB	6-2	226	R	8- 6-57	Oklahoma
11 CAHILL, Mark	QB	6-1	198	1	11- 8-55	Nevada/LV
93w COLLINS, Paul	WR	5-11	182	R	4-18-57	Williams Col.
47 COLOSIMO, Angelo	RB	5-11	208	R	7- 1-58	Colgate
94w CUSUMANO, Mike	WR	5-11	178	R	6-21-57	Cinn.
60w DANIEL, Tom	OC	6-4	245	R	8-14-57	Ga. Tech
42 DAY, Ron	RB	6-0	197	R	9-21-57	Ktztwn. St.,Pa
31 DOUGHTIE, James	SS	6-1	194	R	3- 6-55	Norfolk St.,Va.
45 EWALD, Larry	RB	6-0	195	R	8-12-57	Holy Cross
43 FERGUSON, Vagas	RB	6-1	194	R	3- 6-57	Notre Dame
95 GAFFNEY, Clint	LB	6-2	230	R	2-16-57	Boston Col.
97 HANNA, Martin	LB	6-1	220	R	4-13-55	Wm Penn., Ia
21 HOBER, Bernie	SS	6-1	205	R	8-30-56	Villanova
90w HOUSE, Mike	TE	6-3	243	R	9-26-57	U. of Pacific
6 HUBACH, Mike	P	5-10	185	R	1-26-58	Kansas
38 JAMES, Roland	CB	6-2	189	R	2- 2-58	Tenn.
10 JORDAN, Jimmy	QB	6-0	191	R	2-11-58	Florida St.
76w KEARNS, Tom	OG	6-3	259	R	5- 6-58	Kentucky
76r KONECNY, Jon	NT	6-2	245	R	8- 2-55	U. Conn.
96 LAZOR, Jack	LB	6-2	218	R	5-17-57	Kent St.
23 LEMAY, Steve	SS	6-2	202	R	3-12-58	U. Mass.
46 LOFTUS, Mark	RB	6-1	205	R	10-13-54	Jffrsn. C.C.NY
2 LONCAR, Ed	K	6-1	185	R	4- 9-56	Maryland
15 MARZO, John	QB	6-3	180	R	4-18-58	Colgate
37 MCALEENAN, Greg	SS	6-1	191	1	5-24-57	Williams
70r MCDUGALD, Doug	DE	6-5	271	R	2- 6-57	VPI
98 MCGILL, Bruce	LB	6-1	232	R	7- 4-57	Norwich
93 MCGREW, Larry	LB	6-3	231	R	7-23-57	USC
66w MCINTYRE, Bob	OC/OG	6-2	255	R	7-20-55	Salem, W. Va.
66r MCMICHAEL, Steve	NT	6-1	245	R	10-17-57	Texas
41 NAJARIAN, Malcolm	RB	5-11	197	R	4-28-58	Boston U.
91w NEWHALL, Mike	TE	6-3	240	R	4- 9-58	Virginia
95w PARM, Tom	WR	5-7	180	R	6-26-57	E. Michigan
98r PETERSEN, Tim	LB	6-2	232	1	5-28-55	Ariz. St.
92w RICKER, Paul	TE	6-4	240	1	9-23-56	Norwich
70w ROSEN, Rich	OG	6-4	255	1	9-15-56	Syracuse
7 SHERRILL, Jay	P	6-2	180	1	5-28-56	No.CarolinaSt.
3 STARTZELL, Ken	K	5-8	150	R	11-13-57	Rutgers
5 SUNTER, Ian	P	6-1	215	1	12-21-52	None
91r TUMPANE, Tim	LB	6-0	217	R	5-15-58	Yale
19 ULRICH, Karl	QB	6-2	198	R	3-31-55	Brockport St.

NOTES: The number in the NFL experience column indicates the number of the season the player will be entering in 1980. The designation "R" in the NFL experience column indicates the player will be attending his first NFL camp. The designation "1" in the NFL experience column indicates the player reported to a NFL camp in a previous year but has not been active for at least three regular or postseason games during the same season. In training camp, several players wear duplicate jersey numbers. Defensive players wear red jerseys and are designated with a (r) while offensive players wear white jerseys and are designated with a (w).

IMPORTANT DATES

July 21 (Mon.) Rookies report to training camp (Bryant College, Smithfield, R.I.)
 July 25 (Fri.) Veterans report to training camp
 August 19 (Tues.) Roster cutdown to 60 players
 August 26 (Tues.) Roster cutdown to 50 players
 September 1 (Mon.) Final roster cutdown to 45 players
 December 28 (Sun.) Wild Card Playoff Round
 January 3 & 4 (Sat. & Sun.) Divisional Playoffs
 January 11 (Sun.) AFC-NFC Championship Games
 January 25 (Sun.) Super Bowl XV, Superdome, New Orleans, La.
 February 1 (Mon.) NFL Pro Bowl, Hula Bowl, Honolulu, Hawaii

NOVEMBER 10 — AT HOUSTON

HOUSTON OILERS

AFC CENTRAL, 11-5 Record, 2nd Place

HEAD COACH: O.A. (Bum) Phillips, (5th year, 44-30, Post-season 4-2)

PR: Mike McClure (Bob Hyde)

PHONE: (713) 797-9111

1979 RESULTS: Washington, W 29-27; Pittsburgh, L 38-7; Kansas City, W 20-6; Cincinnati, W 30-27; Cleveland, W 31-10; St. Louis, L 24-17; Baltimore, W 28-16; Seattle, L 34-14; Jets, W 27-24; Miami, W 9-6; Oakland, W 31-17; Cincinnati, W 42-21; Dallas, W 30-24; Cleveland, L 14-7; Pittsburgh, W 20-17; Philadelphia, L 26-20.

1980 SCHEDULE: 9/7 at Pittsburgh; 9/15 at Cleveland; 9/21 Baltimore; 9/28 at Cincinnati; 10/5 Seattle; 10/12 at Kansas City; 10/19 Tampa Bay; 10/26 Cincinnati; 11/2 at Denver; 11/10 New England; 11/16 at Chicago; 11/23 at Jets; 11/30 Cleveland; 12/4 Pittsburgh; 12/14 at Green Bay; 12/21 Minnesota.

OILERS LEADERS IN 1979 . . .

SCORING	Toni Fritsch, 104 (41/43 PAT, 21/25 FG)
RUSHING	Earl Campbell, 368-1697-19 TD's (1st in NFL)
PASSING	Dan Pastorini, 324-163-2090-14 TD's-18 Int-61.9 Rating
RECEIVING	Ken Burrough, 40-752-6 TD's
KO RETURNS	Richard Ellender, 24-514-21.4 Avg.
PUNT RETURNS	Richard Ellender, 31-2-203-6.5 Avg.
INTERCEPTIONS	Mike Reinfeldt, 12-205-0 TD

SERIES NOTES: PATRIOTS LEAD SERIES 12-11-1 . . . Oilers have won last three meetings in the series including a 31-14 win in 1978 divisional playoff game at Foxboro (12-31-78) . . . Patriots make first visit to Astrodome since stopping Houston there 32-0 on 11-25-73 . . . Oilers are the last team to blank Patriots, doing so 7-0 on opening day of '75 (9-21) . . . since then Patriots have scored in 73 straight games.

NOVEMBER 16 — AT FOXBORO

LOS ANGELES RAMS

NFC WEST, 9-7 Record, 1st Place

HEAD COACH: Ray Malavasi (3rd year Los Angeles 21-11, Post Season 3-2) (1 year Denver, AFL 4-8)

PR: Jerry Wilcox (Geno Effler)

PHONE: (714) 535-7267

1979 RESULTS: Oakland, L 24-17; Denver, W 13-9; San Francisco, W 27-14; Tampa Bay, L 21-6; St. Louis, W 21-0; New Orleans, W 35-17; Dallas, L 30-6; San Diego, L 40-16; Giants, L 20-14; Seattle, W 24-0; Chicago, L 27-23; Atlanta, W 20-14; San Francisco, W 26-20; Minnesota, W 27-21; Atlanta, W 34-13; New Orleans, L 29-14.

1980 SCHEDULE: 9/7 Detroit; 9/11 at Tampa Bay; 9/21 Green Bay; 9/28 at New York Giants; 10/5 San Francisco; 10/12 at St. Louis; 10/19 at San Francisco; 10/26 at Atlanta; 11/2 New Orleans; 11/9 Miami; 11/16 at New England; 11/24 at New Orleans; 11/30 Jets; 12/7 at Buffalo; 12/15 Dallas; 12/21 Atlanta.

RAMS LEADERS IN 1979 . . .

SCORING	Frank Corral, 75 (36/39 PAT, 13/25 FG)
RUSHING	Wendell Tyler, 218-1109-9 TD's (7th NFC)
PASSING	Pat Haden, 290-163-1854-11 TD's-14 Int-68.2 Rating
RECEIVING	Preston Dennard, 43-766-4 TD's
KO RETURNS	Drew Hill, 40-803-20.1 Avg.
PUNT RETURNS	Eddie Brown, 56-19-332.-5.9 Avg.
INTERCEPTIONS	Nolan Cromwell, 5-109-0 TD

SERIES NOTES: PATRIOTS LEAD SERIES 1-0 . . . only game in the series was a 20-14 Patriot victory on 9-29-74 . . . both clubs opened Rams new Anaheim Stadium home on 8-11-80.

NOVEMBER 30 — AT SAN FRANCISCO

SAN FRANCISCO 49ERS

NFC WEST, 2-14 Record, 4th Place

HEAD COACH: Bill Walsh, (2nd year, 2-14)

PR: George Heddeleston (Brian Billick)

PHONE: (415) 365-3420

1979 RESULTS: Minnesota, L 28-22; Dallas, L 21-13; Los Angeles, L 27-14; New Orleans, L 30-21; San Diego, L 31-9; Seattle, 35-24; Giants, L 32-16; Atlanta, W 20-15; Chicago, L 28-27; Oakland, L 23-10; New Orleans, L 31-20; Denver, L 38-28; Los Angeles, L 26-20; St. Louis, L 13-10; Tampa Bay, W 23-7; Atlanta, L 31-21.

1980 SCHEDULE: 9/7 at New Orleans; 9/14 St. Louis; 9/21 at Jets; 9/28 Atlanta; 10/5 at Los Angeles; 10/12 at Dallas; 10/19 Los Angeles; 10/26 Tampa Bay; 11/2 at Detroit; 11/9 Green Bay (Milw.); 11/16 at Miami; 11/23 Giants; 11/30 New England; 12/7 New Orleans; 12/14 at Atlanta; 12/21 Buffalo.

49ERS LEADERS IN 1979 . . .

SCORING	Ray Wersching, 92 (32/35 PAT, 20/24 FG)
RUSHING	Paul Hofer, 123-615-7 TD's
PASSING	Steve DeBery, 578-347-3652-17 TD's- 21 Int-73.1 Rating
RECEIVING	Paul Hofer, 58-662-2 TD's
KO RETURNS	James Owens, 41-1002-24.4 Avg. (5th NFL)
PUNT RETURNS	Freddie Solomon, 23-2-142-6.2 Avg.
INTERCEPTIONS	Dwight Hicks, 5-57-0 TD.

SERIES NOTES: SERIES TIED 1-1 . . . both clubs have won their games on home fields (Patriots 24-16 at Foxboro on 10-26-75 and 49ers by a 27-10 score on 10-31-71).

DECEMBER 21 — AT NEW ORLEANS

NEW ORLEANS SAINTS

NFC WEST, 8-8 Record, 2nd Place

HEAD COACH: Dick Nolan (3rd year New Orleans 15-17)

(8 years, San Francisco 54-53-5, Post Season 2-3)

PR: Jerry Wynn (Greg Suit)

PHONE: (504) 587-3034

1979 RESULTS: Atlanta, L 40-34; Green Bay, L 28-19; Philadelphia, L 26-14; San Francisco W, 30-21; Giants, W 24-14; Los Angeles, L 35-17; Tampa Bay, W 42-14; Detroit, W 17-7; Washington, W 14-10; Denver, L 10-3; San Francisco, W 31-20; Seattle, L 38-24; Atlanta, W 37-6; Oakland, L 42-35; San Diego, L 35-0; Los Angeles, W 29-14.

1980 SCHEDULE: 9/7 San Francisco; 9/4 at Chicago; 9/21 Buffalo; 9/28 at Miami; 10/5 St. Louis; 10/12 at Detroit; 10/19 Atlanta; 10/26 at Washington; 11/2 at Los Angeles; 11/9 Philadelphia; 11/16 at Atlanta; 11/24 Los Angeles; 11/30 Minnesota; 12/7 at San Francisco; 12/14 at Jets; 12/21 New England.

SAINTS LEADERS IN 1979 . . .

SCORING	Garo Yepremian, 75 (39/40 PAT, 12/16 FG)
RUSHING	Chuck Muncie, 238-1198-11 TD's
PASSING	Archie Manning, 420-252-3169-15 TD's- 20 Int.-75.6 Rating
RECEIVING	Wes Chandler, 65-1069-6 TD's
KO RETURNS	Rich Mauti, 36-801-22.3 Avg.
PUNT RETURNS	Rich Mauti, 27-13-218-8.1 Avg.
INTERCEPTIONS	Tom Myers, 7-127-1 TD

SERIES NOTES: PATRIOTS LEAD SERIES 2-0 . . . Patriots make their first appearance ever in Superdome . . . last meeting was at Foxboro as Patriots won 27-6 on 12-5-76 to clinch AFC wild card berth for '76 playoffs.

REGULAR SEASON RESULTS

1960 (Fourth in AFL-East, 5-9-0)

Date	PF	Opponent	PA	Result	Attendance
9/ 9	10	Denver	13	L	21,597
9/16	28	at New York	24	W	19,220
9/23	0	Buffalo	13	L	20,732
10/ 8	35	at Los Angeles	0	W	18,226
10/16	14	Oakland (at S. F.)	27	L	11,500
10/23	24	at Denver	31	L	12,683
10/28	16	Los Angeles	45	L	13,988
11/ 4	34	Oakland	28	W	8,446
11/11	38	New York	21	W	11,653
11/18	42	Dallas	14	W	14,721
11/25	10	Houston	24	L	27,123
12/ 4	14	at Buffalo	38	L	14,335
12/11	0	at Dallas	34	L	12,000
12/18	21	at Houston	37	L	22,352
Total	286		349		228,576

NOTE: All home games played at Boston University Field.

1961 (Second in AFL-East, 9-4-1)

Date	PF	Opponent	PA	Result	Attendance
9/ 9	20	New York	21	L	16,683
9/16	45	Denver	17	W	14,479
9/23	0	at Buffalo	21	W	21,504
10/ 1	30	at New York	37	L	15,189
10/ 7	27	San Diego	38	L	17,748
10/13	31	Houston	31	T	15,070
10/22*	52	Buffalo	21	W	9,398
10/29	18	at Dallas	17	W	20,500
11/ 3	28	Dallas	21	W	25,063
11/12	15	at Houston	27	L	35,649
11/17	20	Oakland	17	W	17,169
12/ 3	28	at Denver	24	W	9,303
12/ 9	0	Oakland (at S. F.)	21	W	6,500
12/17	41	at San Diego	0	W	21,339
Total	413		313		245,594

* Hurricane threat postponed this originally scheduled night game from October 20.

NOTE: All home games played at Boston University Field.

1962 (Second in AFL-East, 9-4-1)

Date	PF	Opponent	PA	Result	Attendance
9/ 8	28	at Dallas	42	L	32,000
9/16	34	Houston	21	W	32,276
9/21	41	Denver	16	W	21,038
10/ 6	43	at New York	14	W	14,412
10/12	7	Dallas	27	L	23,874
10/19	24	San Diego	20	W	20,888
10/26	26	Oakland	16	W	12,514
11/ 3	28	at Buffalo	28	T	33,247
11/11	33	at Denver	29	W	28,187
11/18	17	at Houston	21	L	35,250
11/23	21	Buffalo	10	W	20,021
11/30	24	New York	17	W	20,015
12/ 9	20	at San Diego	14	W	19,887
12/16	0	at Oakland	20	L	8,000
Total	346		295		321,609

NOTE: All home games played at Boston University Field with exception of 9/16 game vs. Houston which was played at Harvard Stadium.

1963 (First in AFL-East, 7-6-1)

Date	PF	Opponent	PA	Result	Attendance
9/ 8	38	New York	14	W	24,120
9/14	13	at San Diego	17	L	26,097
9/22	20	at Oakland	14	W	17,131
9/29	10	at Denver	14	L	18,636
10/ 5	24	at New York	31	L	16,769
10/11	20	Oakland	14	W	26,494
10/18	40	Denver	21	W	25,418
10/26	21	at Buffalo	28	L	29,243
11/ 1	45	Houston	3	W	31,185
11/10	6	San Diego	7	L	28,402
11/17	24	Kansas City	24	T	17,270
12/ 1	17	Buffalo	7	W	16,981
12/ 8	46	at Houston	28	W	23,462
12/14	3	at Kansas City	35	L	12,598
Total	327		257		313,806

1963—(Continued)**EASTERN DIVISION CHAMPIONSHIP**

12/28 26 at Buffalo 6 W 33,044

AFL CHAMPIONSHIP

1/ 5 10 at San Diego 51 L 31,270

Grand Total 363 316 378,120

NOTE: All home games played at Fenway Park with exception of 9/8 vs. New York which was played at Boston College Alumni Stadium.

1964 (Second in AFL-East, 10-3-1)

Date	PF	Opponent	PA	Result	Attendance
9/13	17	at Oakland	14	W	21,126
9/20	33	at San Diego	28	W	20,568
9/27	26	New York	10	W	22,716
10/ 4	39	at Denver	10	W	15,485
10/ 9	17	San Diego	26	L	35,096
10/16	43	Oakland	43	T	23,279
10/23	24	Kansas City	7	W	27,400
10/31	14	at New York	35	L	45,033
11/ 6	25	Houston	24	W	28,161
11/15	36	at Buffalo	28	W	42,308
11/20	12	Denver	7	W	24,979
11/29	34	at Houston	17	W	17,560
12/ 6	31	at Kansas City	24	W	13,166
12/20	14	Buffalo	24	L	38,021

Total 365 297 374,898

NOTE: All home games played at Fenway Park with exception of 9/27 vs. New York which was played at Boston College Alumni Stadium.

1965 (Third in AFL-East, 4-8-2)

Date	PF	Opponent	PA	Result	Attendance
9/11	7	at Buffalo	24	L	45,502
9/19	10	at Houston	31	L	32,445
9/24	10	Denver	27	L	26,782
10/ 3	17	at Kansas City	27	L	26,773
10/ 8	10	Oakland	24	L	24,824
10/17	13	San Diego	13	T	20,924
10/24	21	at Oakland	30	L	20,858
10/31	22	at San Diego	6	W	33,366
11/ 7	7	Buffalo	23	L	24,415
11/14	20	New York	30	L	18,589
11/21	10	Kansas City	10	T	13,056
11/28	27	at New York	23	W	59,334
12/12	28	at Denver	20	W	27,207
12/18	42	Houston	14	W	14,508

Total 244 302 388,583

NOTE: All home games played at Fenway Park.

1966 (Second in AFL-East, 8-4-2)

Date	PF	Opponent	PA	Result	Attendance
9/10	0	at San Diego	24	L	29,539
9/18	24	at Denver	10	W	25,337
9/25	24	Kansas City	43	L	22,641
10/ 2	24	New York	24	T	27,255
10/ 8	20	at Buffalo	10	W	45,542
10/23	35	San Diego	17	W	32,371
10/30	24	Oakland	21	W	26,941
11/ 6	10	Denver	17	L	18,154
11/13	27	Houston	21	W	23,426
11/20	27	at Kansas City	27	T	41,475
11/27	20	at Miami	14	W	22,754
12/ 4	14	Buffalo	3	W	39,350
12/11	38	at Houston	14	W	17,100
12/18	28	at New York	38	L	58,921

Total 315 283 430,806

NOTE: All home games played at Fenway Park.

1967 (Fifth in AFL-East, 3-10-1)

Date	PF	Opponent	PA	Result	Attendance
9/ 3	21	at Denver	26	L	35,488
9/ 9	14	at San Diego	28	L	39,337
9/17	7	at Oakland	35	L	26,289
9/24	23	at Buffalo	0	W	45,748
10/ 8*	31	at San Diego	31	T	23,620
10/15	41	Miami	10	W	23,955
10/22	14	Oakland	48	L	25,057
10/29	23	at New York	30	L	62,784

1967—(Continued)

11/ 5	18	Houston	7	W	19,422
11/12	10	Kansas City	33	L	23,010
11/19	24	New York	29	L	26,790
11/26	6	at Houston	27	L	28,044
12/ 9	16	Buffalo	44	L	20,627
12/17	32	at Miami	41	L	25,969
Total	280		389		426,140

* Scheduled as home game, played at San Diego because of World Series at Fenway Park.

NOTE: All home games played in Fenway Park with exception of 10/15 vs. Miami which was played at Boston College Alumni Stadium.

1968 (Fourth in AFL-East, 4-10-0)

Date	PF	Opponent	PA	Result	Attendance
9/ 8	16	at Buffalo	7	W	38,865
9/22*	31	New York	47	L	29,192
9/29	20	at Denver	17	W	37,024
10/ 6	10	at Oakland	41	L	44,253
10/13	0	Houston	16	L	32,502
10/20	23	Buffalo	6	W	21,082
10/27	14	at New York	48	L	62,351
11/ 3	14	Denver	35	L	18,304
11/10	17	San Diego	27	L	19,278
11/17	17	at Kansas City	31	L	48,271
11/24	10	Miami	34	L	18,305
12/ 1	33	Cincinnati	14	W	17,796
12/ 8	7	at Miami	38	L	24,242
12/15	17	at Houston	45	L	34,198
Total	229		406		445,663

* Scheduled as home game, played in Birmingham, Alabama, because of conflict with major league baseball.

NOTE: All home games played at Fenway Park.

1969 (Tied for third in AFL-East, 4-10-0)

Date	PF	Opponent	PA	Result	Attendance
9/14	7	at Denver	35	L	43,679
9/21	0	Kansas City	31	L	22,002
9/28	23	Oakland	38	L	19,069
10/ 5	14	New York	23	L	25,584
10/11	16	at Buffalo	23	L	46,201
10/19	10	San Diego	13	L	18,346
10/26	17	at New York	23	L	62,298
11/ 2	24	Houston	0	W	19,006
11/ 9	16	Miami	17	L	19,821
11/16	25	at Cincinnati	14	W	27,927
11/23	35	Buffalo	21	W	25,584
11/30	38	Miami (at Tampa)	23	W	32,121
12/ 7	18	at San Diego	28	L	33,146
12/14	23	at Houston	27	L	39,215
Total	266		316		433,999

NOTE: All home games played at Boston College Alumni Stadium.

1970 (Fifth in AFC-East, 2-12-0)

Date	PF	Opponent	PA	Result	Attendance
9/20	27	Miami	14	W	32,607
9/27	21	New York Jets	31	L	36,040
10/ 4	6	Baltimore	14	L	38,235
10/11	10	at Kansas City	23	L	50,698
10/18	0	New York Giants	16	L	39,091
10/25	3	at Baltimore	27	L	60,240
11/ 1	10	Buffalo	45	L	31,148
11/ 8	0	at St. Louis	31	L	46,466
11/15	14	San Diego	16	L	30,597
11/22	3	at New York Jets	17	L	61,822
11/29	14	at Buffalo	10	W	31,427
12/ 6	20	at Miami	37	L	51,032
12/13	14	Minnesota	35	L	37,819
12/20	7	at Cincinnati	45	L	60,157
Total	149		361		607,379

NOTE: All home games played at Harvard Stadium.

1971 (Third in AFC-East, 6-8-0)

Date	PF	Opponent	PA	Result	Attendance
9/19	20	Oakland	6	W	55,405
9/26	7	Detroit	34	L	61,057
10/ 3	3	Baltimore	23	L	61,232
10/10	20	New York Jets	0	W	61,357
10/17	3	at Miami	41	L	58,822
10/24	21	at Dallas	44	L	65,708

1971—(Continued)

10/31	10	at San Francisco	27	L	45,092
11/ 7	28	Houston	20	W	53,155
11/14	38	Buffalo	33	W	57,446
11/21	7	at Cleveland	27	L	65,238
11/28	20	at Buffalo	27	L	27,166
12/ 5	34	Miami	13	W	61,457
12/12	6	at New York Jets	13	L	63,175
12/19	21	at Baltimore	17	W	57,942

Total 238 325 794,252

NOTE: All home games played at Schaefer Stadium.

1972 (Fifth in AFC-East, 3-11-0)

Date	PF	Opponent	PA	Result	Attendance
9/17	7	Cincinnati	31	L	60,999
9/24	21	Atlanta	20	W	60,999
10/ 1	24	Washington	23	W	60,999
10/ 8	14	at Buffalo	38	L	41,749
10/15	13	New York Jets	41	L	60,999
10/22	3	at Pittsburgh	33	L	46,081
10/29	10	at New York Jets	24	L	62,867
11/ 6	17	Baltimore	24	L	60,999
11/12	0	at Miami	52	L	80,010
11/19	24	Buffalo	27	L	60,999
11/26	0	at Baltimore	31	L	54,907
12/ 3	21	Miami	37	L	60,999
12/10	17	at New Orleans	10	W	64,889
12/17	21	at Denver	45	L	51,656

Total 192 446 829,152

1973 (Third in AFC-East, 5-9-0)

Date	PF	Opponent	PA	Result	Attendance
9/16	13	Buffalo	31	L	56,114
9/23	7	Kansas City	10	L	57,918
9/30	23	at Miami	44	L	80,047
10/ 7	24	Baltimore	16	W	57,044
10/14	7	New York Jets	9	L	58,659
10/21	13	at Chicago	10	W	55,701
10/28	14	Miami	30	L	61,279
11/ 4	23	at Philadelphia	24	L	65,070
11/11	13	at New York Jets	33	L	60,737
11/18	33	Green Bay	24	W	61,279
11/25	32	at Houston	0	W	27,344
12/ 2	30	San Diego	14	W	58,150
12/ 9	13	at Buffalo	37	L	75,841
12/16	13	at Baltimore	18	L	52,065

Total 258 300 827,248

1974 (Tied for third in AFC-East, 7-7-0)

Date	PF	Opponent	PA	Result	Attendance
9/15	34	Miami	24	W	55,006
9/22	28	at New York Giants	20	W	49,267
9/29	20	Los Angeles	14	W	61,279
10/ 6	42	Baltimore	3	W	59,502
10/13	24	at New York Jets	0	W	61,400
10/20	28	at Buffalo	30	L	80,020
10/27	17	at Minnesota	14	W	48,497
11/ 3	28	Buffalo	29	L	61,279
11/10	14	Cleveland	21	L	61,279
11/17	16	New York Jets	21	L	61,279
11/24	27	at Baltimore	17	W	38,971
12/ 1	26	at Oakland	41	L	54,020
12/ 8	17	Pittsburgh	21	L	61,279
12/15	27	at Miami	34	L	79,420

Total 348 289 832,498

1975 (Fifth in AFC-East, 3-11-0)

Date	PF	Opponent	PA	Result	Attendance
9/21	0	Houston	7	L	54,212
9/28	14	Miami	22	L	61,279
10/ 5	7	at New York Jets	36	L	61,415
10/12	10	at Cincinnati	27	L	55,856
10/19	21	Baltimore	10	W	56,844
10/26	24	San Francisco	16	W	60,691
11/ 2	17	at St. Louis	24	L	47,263
11/ 9	33	at San Diego	19	W	26,090
11/16	31	Dallas	34	L	61,279
11/23	31	at Buffalo	45	L	69,207
12/ 1	7	at Miami	20	L	68,480
12/ 7	28	New York Jets	30	L	57,539
12/14	14	Buffalo	34	L	59,646
12/21	21	at Baltimore	31	L	50,801

Total 258 358 790,602

1976 (Tied for First in AFC-East, 11-3-0)

Date	PF	Opponent	PA	Result	Attendance
9/12	13	Baltimore	27	L	43,637
9/19	30	Miami	14	W	46,227
9/26	30	at Pittsburgh	27	W	50,350
10/ 3	48	Oakland	17	W	61,279
10/10	10	at Detroit	30	L	63,711
10/18	41	New York Jets	7	W	51,236
10/24	26	at Buffalo	22	W	50,383
10/31	3	at Miami	10	L	57,984
11/ 7	20	Buffalo	10	W	61,279
11/14	21	at Baltimore	14	W	60,020
11/21	38	at New York Jets	24	W	58,509
11/28	38	Denver	14	W	61,279
12/ 5	27	New Orleans	6	W	54,057
12/12	31	at Tampa	14	W	46,475
Total	376		260		820,463
AFC PLAYOFF					
12/18	21	at Oakland	24	L	54,037
Grand Total	397		284		874,500

1977 (Third in AFC-East, 9-5-0)

Date	PF	Opponent	PA	Result	Attendance
9/18	21	Kansas City	17	W	58,288
9/26	27	at Cleveland (OT)	30	L	77,910
10/ 2	27	at New York Jets	30	L	49,801
10/ 9	31	Seattle	0	W	54,363
10/16	24	at San Diego	20	W	51,143
10/23	17	Baltimore	3	W	61,279
10/30	24	New York Jets	13	W	61,279
11/ 6	14	Buffalo	24	L	61,279
11/13	5	at Miami	17	L	67,907
11/20	20	at Buffalo	7	W	31,157
11/27	14	Philadelphia	6	W	58,192
12/ 4	16	at Atlanta	10	W	60,738
12/11	14	Miami	10	W	61,279
12/18	24	at Baltimore	30	L	60,763
Total	278		217		815,378

1978 (Tied for First in AFC-East, 11-5-0)

Date	PF	Opponent	PA	Result	Attendance
9/ 3	14	Washington	16	L	55,063
9/10	16	at St. Louis	6	W	49,555
9/18	27	Baltimore	34	L	57,503
9/24	21	at Oakland	14	W	53,500
10/ 1	28	San Diego	23	W	61,297
10/ 8	24	Philadelphia	14	W	61,297
10/15	10	at Cincinnati	7	W	56,257
10/22	33	Miami	24	W	61,297
10/29	55	New York Jets	21	W	61,297
11/ 5	14	at Buffalo	10	W	46,101
11/12	23	Houston	26	L	61,297
11/19	19	at New York Jets	17	W	60,372
11/26	35	at Baltimore	14	W	49,404
12/ 3	10	at Dallas	17	L	65,045
12/10	26	Buffalo	24	W	59,927
12/18	3	at Miami	23	L	75,445
Total	358		286		934,657
AFC PLAYOFF					
12/31	14	Houston	31	L	61,297
Grand Total	372		317		995,954

1979 (Second in AFC-East, 9-7-0)

Date	PF	Opponent	PA	Result	Attendance
9/ 3	13	Pittsburgh (OT)	16	L	61,297
9/ 9	56	NY Jets	3	W	53,220
9/16	20	at Cincinnati	14	W	46,581
9/23	27	San Diego	21	W	61,297
10/ 1	14	at Green Bay	27	L	56,212
10/ 7	24	Detroit	17	W	61,297
10/14	27	at Chicago	7	W	57,979
10/21	28	Miami	13	W	61,297
10/28	26	at Baltimore	31	L	47,042
11/ 4	26	at Buffalo	6	W	69,465
11/11	10	at Denver	45	L	75,103
11/18	50	Baltimore	21	W	61,297
11/25	13	Buffalo (OT)	16	L	61,297
11/29	24	at Miami	39	L	75,037
12/ 9	26	at NY Jets	27	L	60,372
12/16	27	Minnesota	23	W	57,985
Total	411		326		966,778

REGULAR SEASON RESULTS TEAM-BY-TEAM

ATLANTA

Date	Location	Pats	Opp.	Att.	Results
9-24-72	Foxboro	21	20	60,999	W
12- 4-77	Atlanta	16	10	60,738	W
Patriots Lead 2-0.		37	30	121,737	

BALTIMORE

Date	Location	Pats	Opp.	Att.	Results
10- 4-70	Boston	6	14	38,235	L
10-25-70	Baltimore	3	27	60,240	L
10- 3-71	Foxboro	3	23	61,232	L
12-19-71	Baltimore	21	17	57,942	W
11- 6-72	Foxboro	17	24	60,999	L
11-26-72	Baltimore	0	31	54,907	L
10- 7-73	Foxboro	24	16	57,044	W
12-16-73	Baltimore	13	18	52,065	L
10- 6-74	Foxboro	42	3	59,502	W
11-24-74	Baltimore	27	17	38,971	W
10-19-75	Foxboro	21	10	56,844	W
12-21-75	Baltimore	21	34	50,801	L
9-12-76	Foxboro	13	27	43,637	L
11-14-76	Baltimore	21	14	60,020	W
10-23-77	Foxboro	17	3	61,279	W
12-18-77	Baltimore	24	30	60,763	L
9-18-78	Foxboro	27	34	57,503	L
11-26-78	Baltimore	35	14	49,404	W
10-28-79	Baltimore	26	31	41,029	L
11-18-79	Foxboro	50	21	60,879	W
Colts Lead 11-9.		411	408	1,083,296	

BUFFALO

Date	Location	Pats	Opp.	Att.	Results
9-23-60	Boston	0	13	20,732	L
12- 4-60	Buffalo	14	38	14,335	L
9-23-61	Buffalo	23	21	21,504	W
10-22-61	Boston	52	21	9,398	W
11- 3-62	Buffalo	28	28	33,247	T
11-23-62	Boston	21	10	20,021	W
10-26-63	Buffalo	21	28	29,243	L
12- 1-63	Boston	17	7	16,981	W
11-15-64	Buffalo	36	28	42,308	W
12-20-64	Boston	14	24	38,021	L
9-11-65	Buffalo	7	45	45,502	L
11- 7-65	Boston	7	23	24,415	L
10- 8-66	Buffalo	20	10	45,542	W
12- 4-66	Boston	14	3	39,350	W
9-24-67	Buffalo	23	0	45,748	W
12- 9-67	Boston	16	44	20,627	L
9- 8-68	Buffalo	16	7	38,865	W
10-20-68	Boston	23	6	21,082	W
10-11-69	Buffalo	16	23	46,201	L
11-23-69	Boston	35	21	25,584	W
11- 1-70	Boston	10	45	31,148	L
11-29-70	Buffalo	14	10	31,427	W
11-14-71	Foxboro	38	33	57,446	W
11-28-71	Buffalo	20	27	27,166	L
10- 8-72	Buffalo	14	38	41,749	L
11-19-72	Foxboro	24	27	60,999	L
9-16-73	Foxboro	13	31	56,114	L
12- 9-73	Buffalo	13	37	75,841	L
10-20-74	Buffalo	28	30	80,020	L
11- 3-74	Foxboro	28	29	61,279	L
11-23-75	Buffalo	31	45	69,207	L
12-14-75	Foxboro	14	34	59,646	L
10-24-76	Buffalo	26	22	50,383	W
11- 7-76	Foxboro	20	10	61,279	W
11- 6-77	Foxboro	14	24	61,279	L
11-20-77	Buffalo	20	7	31,157	W
11- 5-78	Buffalo	14	10	46,101	W
12-10-78	Foxboro	26	24	59,927	W
11- 4-79	Buffalo	26	6	67,935	W
11-25-79	Foxboro	13	16 (OT)	60,991	L
Bills Lead 20-19-1*		809	884	1,688,252	

*—12-28-62 East Playoff Games at Buffalo — Patriots won 26-6 (Att. 33,044). Not included in above list.

CHICAGO					
Date	Location	Pats	Opp.	Att.	Results
11-27-73	Chicago	13	10	55,701	W
10-14-79	Chicago	27	7	54,128	W
Patriots Lead 2-0.		40	17	99,829	
CINCINNATI					
Date	Location	Pats	Opp.	Att.	Results
12- 1-68	Boston	33	14	17,796	W
11-16-69	Cincinnati	25	14	17,927	W
12-20-70	Cincinnati	7	45	60,157	L
9-17-72	Foxboro	7	31	60,999	L
10-12-75	Cincinnati	10	27	55,856	L
10-15-78	Cincinnati	10	3	56,257	W
9-16-79	Cincinnati	20	14	46,581	W
Patriots Lead 4-3.		92	138	315,573	
CLEVELAND					
Date	Location	Pats	Opp.	Att.	Results
11-21-71	Cleveland	7	27	65,238	L
11-10-74	Foxboro	14	21	61,279	L
9-26-77	Cleveland	27	30 (OT)	77,910	L
Browns Lead 3-0.		48	78	204,427	
DALLAS					
Date	Location	Pats	Opp.	Att.	Results
10-24-71	Dallas	21	44	65,708	L
11-16-75	Foxboro	31	34	61,279	L
12- 3-78	Dallas	10	17	65,045	L
Cowboys Lead 3-0.		62	95	192,032	
DENVER					
Date	Location	Pats	Opp.	Att.	Results
9- 9-60	Boston	10	13	21,597	L
10-23-60	Denver	24	31	12,683	L
9-16-61	Boston	45	17	14,479	W
12- 3-61	Denver	28	24	9,303	W
9-21-62	Boston	41	16	21,038	W
11-11-62	Denver	33	29	28,187	W
9-29-63	Denver	10	14	18,636	L
10-18-63	Boston	40	21	25,418	W
10- 4-64	Denver	39	10	15,485	W
11-20-64	Boston	12	7	24,979	W
9-24-65	Boston	10	27	27,782	L
12-12-65	Denver	28	20	27,207	W
9-18-66	Denver	24	10	25,337	W
11- 6-66	Boston	10	17	18,154	L
9- 3-67	Denver	21	26	35,488	L
9-29-68	Denver	20	17	37,024	W
11- 3-68	Boston	14	35	18,304	L
9-14-69	Denver	7	35	43,679	L
12-17-72	Denver	21	45	51,656	L
11-28-76	Foxboro	38	14	61,279	W
11-11-79	Denver	10	45	74,379	L
Patriots Lead 11-10.		485	473	612,094	
DETROIT					
Date	Location	Pats	Opp.	Att.	Results
9-26-71	Foxboro	7	34	61,057	L
10-10-76	Detroit	10	30	63,711	L
10- 7-79	Foxboro	24	17	61,297	W
Lions Lead 2-1.		41	81	186,065	
GREEN BAY					
Date	Location	Pats	Opp.	Att.	Results
11-18-73	Foxboro	33	24	61,279	W
10- 1-79	Green Bay	14	27	56,212	L
Series Tied 1-1.		47	51	117,491	
HOUSTON					
Date	Location	Pats	Opp.	Att.	Results
11-25-60	Boston	10	24	27,123	L
12-18-60	Houston	21	37	22,352	L
10-13-61	Boston	31	31	15,070	T
11-12-61	Houston	15	27	35,649	L
9-16-62	Boston	34	21	32,976	W
11-18-62	Houston	17	21	35,250	L

11- 1-63	Boston	45	3	31,185	W
12- 8-63	Houston	46	28	23,462	W
11- 6-64	Boston	25	24	28,161	W
11-29-64	Houston	34	17	17,650	W
9-19-65	Houston	10	31	32,445	L
12-18-65	Boston	42	14	14,508	W
11-13-66	Boston	27	21	23,426	W
12-11-66	Houston	38	14	17,100	W
11- 5-67	Boston	18	7	19,422	W
11-26-27	Houston	6	27	28,044	L
10-13-68	Boston	0	16	32,502	L
12-15-68	Houston	17	45	34,198	L
11- 2-69	Boston	24	0	19,006	W
12-14-69	Houston	23	27	29,215	L
11- 7-71	Foxboro	28	20	53,153	W
11-25-73	Houston	32	0	27,344	W
9-21-75	Foxboro	0	7	54,212	L
11-12-78	Foxboro	23	26	61,297	L

Patriots Lead 12-11-1. 566 488 723,960

KANSAS CITY

Date	Location	Pats	Opp.	Att.	Results
11-18-60	Boston	42	14	14,721	W
12-11-60	Dallas	0	34	12,000	L
10-29-61	Dallas	18	17	20,500	W
11- 3-61	Boston	28	21	25,063	W
9- 8-62	Dallas	28	42	32,000	L
10-12-62	Boston	7	27	23,874	L
11-17-63	Boston	24	24	17,270	T
12-14-63	Kansas City	3	35	12,598	L
10-23-64	Boston	24	7	27,400	W
12- 6-64	Kansas City	31	24	13,166	W
10- 3-65	Kansas City	17	27	26,773	L
11-21-65	Boston	10	10	13,056	T
9-25-66	Boston	24	43	22,641	L
11-20-66	Kansas City	27	27	41,475	T
11-12-67	Boston	10	33	23,010	L
11-17-68	Kansas City	17	31	48,271	L
9-21-69	Boston	0	31	22,002	L
10-11-70	Kansas City	10	23	50,698	L
9-23-73	Foxboro	7	10	57,918	L
9-18-77	Foxboro	21	17	58,288	W

Chiefs Lead 11-6-3. 448 497 562,724

LOS ANGELES

Date	Location	Pats	Opp.	Att.	Results
9-29-74	Foxboro	20	14	61,279	W

MIAMI

Date	Location	Pats	Opp.	Att.	Results
11-27-66	Miami	20	14	22,754	W
10-15-67	Boston	41	10	23,955	W
12-17-67	Miami	32	41	25,969	L
11-24-68	Boston	10	34	18,305	L
12- 8-68	Miami	7	38	24,242	L
11- 9-69	Boston	16	17	19,821	L
11-30-69	Tampa	38	23	32,121	W
9-20-70	Boston	27	14	32,607	W
12- 6-70	Miami	20	37	51,032	L
10-17-71	Miami	3	41	58,822	L
12- 5-71	Foxboro	34	13	61,457	W
11-12-72	Miami	0	52	80,010	L
12- 3-72	Foxboro	21	37	60,999	L
9-30-73	Miami	23	44	80,047	L
10-28-73	Foxboro	14	30	61,279	L
9-15-74	Foxboro	34	24	55,006	W
12-15-74	Miami	27	34	79,420	L
9-28-75	Foxboro	14	22	61,279	L
12- 1-75	Miami	7	20	68,480	L
9-19-76	Foxboro	30	14	46,227	W
10-31-76	Miami	3	10	57,984	L
11-13-77	Miami	5	17	67,907	L
12-11-77	Foxboro	14	10	61,279	W
10-22-78	Foxboro	33	24	61,297	W
12-18-78	Miami	3	23	75,445	L
10-21-79	Foxboro	28	13	61,096	W
11-29-79	Miami	24	39	69,174	L

Dolphins Lead 17-10. 528 695 1,413,483

MINNESOTA

Date	Location	Pats	Opp.	Att.	Results
12- 3-70	Boston	14	35	37,819	L
10-27-74	Minneapolis	17	14	48,497	W
12-16-79	Foxboro	27	23	57,985	W
Patriots Lead 2-1.		58	72	144,301	

NEW ORLEANS

Date	Location	Pats	Opp.	Att.	Results
12-10-72	New Orleans	17	10	64,889	W
12- 5-76	Foxboro	27	6	54,057	W
Patriots Lead 2-0.		44	16	118,946	

NEW YORK GIANTS

Date	Location	Pats	Opp.	Att.	Results
10-18-70	Boston	0	16	39,091	L
9-22-74	New Haven	28	20	49,267	W
Series Tied 1-1.		28	36	88,358	

NEW YORK JETS

Date	Location	Pats	Opp.	Att.	Results
9-16-60	New York	28	24	19,220	W
11-11-60	Boston	38	21	11,653	W
9- 9-61	Boston	20	21	16,683	L
10- 1-61	New York	30	37	15,189	L
10- 6-62	New York	43	14	14,412	W
11-30-62	Boston	24	17	20,015	W
9- 8-63	Boston	38	14	24,120	W
10- 5-63	New York	24	31	16,769	L
9-27-64	Boston	26	10	22,176	W
10-31-64	New York	14	35	45,033	L
11-14-65	Boston	20	30	18,589	L
11-28-65	New York	27	23	59,334	W
10- 2-66	Boston	24	24	27,255	T
12-18-66	New York	28	38	58,921	L
10-29-67	New York	23	30	62,784	L
11-19-67	Boston	24	29	26,790	L
9-22-68	Birmingham	31	47	29,192	L
10-27-68	New York	14	48	62,351	L
10- 5-69	Boston	14	23	25,584	L
10-26-69	New York	17	23	62,298	L
9-27-70	Boston	21	31	36,040	L
11-22-70	New York	3	17	61,822	L
10-10-71	Foxboro	20	0	61,357	W
12-12-71	New York	6	13	63,175	L
10-15-72	Foxboro	13	41	60,999	L
10-29-72	New York	10	34	62,867	L
10-14-73	Foxboro	7	9	58,659	L
11-11-73	New York	13	33	60,737	L
10-13-74	New York	24	0	61,400	W
11-17-74	Foxboro	16	21	61,279	L
10- 5-75	New York	7	36	61,415	L
12- 7-75	Foxboro	28	30	57,539	L
10-18-76	Foxboro	41	7	51,236	W
11-21-76	New York	38	24	58,509	W
10- 2-77	New York	27	30	49,801	L
10-30-77	Foxboro	24	13	61,279	W
10-29-78	Foxboro	55	21	61,297	W
11-19-78	New York	19	17	60,372	W
9- 9-79	Foxboro	56	3	53,113	W
12- 9-79	New York	26	27	60,372	L
Jets Lead 24-15-1.		961	946	1,802,176	

OAKLAND

Date	Location	Pats	Opp.	Att.	Results
10-16-60	San Francisco	14	27	11,500	L
11- 4-60	Boston	34	28	8,446	W
11-17-61	Boston	20	17	17,169	W
12- 9-61	San Francisco	35	21	6,500	W
10-26-62	Boston	26	16	12,514	W
12- 6-62	Oakland	0	20	8,000	L
9-22-63	Oakland	20	14	17,131	W
10-11-63	Boston	20	14	26,494	W
9-13-64	Oakland	17	14	21,126	W
10-16-64	Boston	43	43	23,279	T
10- 8-65	Boston	10	24	24,824	L

10-24-65	Oakland	21	30	20,858	L
10-30-66	Boston	24	21	26,941	W
9-17-67	Oakland	7	35	26,289	L
10-22-67	Boston	14	48	25,057	L
10- 6-68	Oakland	10	41	44,253	L
9-28-69	Boston	23	38	19,069	L
9-19-71	Foxboro	20	6	55,405	W
12- 1-74	Oakland	26	41	54,020	L
10- 3-76	Foxboro	48	17	61,279	W
9-24-78	Oakland	21	14	53,500	W

Patriots Lead 11-9-1. 453 529 563,654

PHILADELPHIA

Date	Location	Pats	Opp.	Att.	Results
11- 4-73	Philadelphia	23	24	65,070	L
11-27-77	Foxboro	14	6	58,192	W
10- 8-78	Foxboro	24	14	61,297	W

Patriots Lead 2-1. 61 44 184,559

PITTSBURGH

Date	Location	Pats	Opp.	Att.	Results
10-22-72	Pittsburgh	3	33	46,081	L
12- 8-74	Foxboro	17	21	61,279	L
9-26-76	Pittsburgh	30	27	50,350	W
9- 3-79	Foxboro	13	16 (OT)	61,297	L

Steelers Lead 3-1. 63 97 219,007

ST. LOUIS

Date	Location	Pats	Opp.	Att.	Results
11- 8-70	St. Louis	0	31	46,466	L
11- 2-75	St. Louis	17	24	47,263	L
9-10-78	St. Louis	16	6	49,555	W

Cardinals Lead 2-1. 33 61 143,284

SAN DIEGO

Date	Location	Pats	Opp.	Att.	Results
10- 8-60	Los Angeles	35	0	18,226	W
10-28-60	Boston	16	45	13,988	L
10- 7-61	Boston	27	38	17,748	L
12-17-61	San Diego	41	0	21,339	W
10-19-62	Boston	24	20	20,888	W
12- 9-62	San Diego	20	14	19,887	W
9-14-63	San Diego	13	17	26,097	L
11-10-63	Boston	6	7	28,402	L
9-20-64	San Diego	33	28	20,568	W
10- 9-64	Boston	17	26	35,096	L
10-17-65	Boston	13	13	20,924	T
10-31-65	San Diego	22	6	33,366	W
9-10-66	San Diego	0	24	29,539	L
10-23-66	Boston	35	17	32,371	W
9- 9-67	San Diego	14	28	39,337	L
10- 8-67	San Diego	31	31	23,620	T
11-10-68	Boston	17	27	19,278	L
10-19-69	Boston	10	13	18,346	L
12- 7-69	San Diego	18	28	33,146	L
11-15-70	Boston	14	16	30,595	L
12- 2-73	Foxboro	30	14	58,150	W
11- 9-75	San Diego	33	19	26,090	W
10-16-77	San Diego	24	20	51,143	W
10- 1-77	Foxboro	28	23	61,297	W
11- 3-79	Foxboro	27	21	61,297	W

Patriots Lead 12-11-2. 548 495 760,740

SAN FRANCISCO

Date	Location	Pats	Opp.	Att.	Results
10-31-71	San Francisco	10	27	45,092	L
10-26-75	Foxboro	24	16	60,691	W

Series Tied 1-1. 34 43 105,783

SEATTLE

Date	Location	Pats	Opp.	Att.	Results
10- 9-77	Foxboro	31	0	54,363	W

TAMPA BAY

Date	Location	Pats	Opp.	Att.	Results
12-12-76	Tampa Bay	31	14	46,476	W

WASHINGTON

Date	Location	Pats	Opp.	Att.	Results
10- 1-72	Foxboro	24	23	60,999	W
9- 3-78	Foxboro	14	16	55,063	L

Series Tied 1-1. 38 39 116,062

PATRIOTS VS. ALL OPPONENTS IN REGULAR SEASON PLAY

Team	W	L	T	Pct.	PF	PA
Atlanta	2	0	0	1.000	37	30
Baltimore	9	11	0	.450	411	408
Buffalo	19	20	1	.490	809	884
Chicago	2	0	0	1.000	40	17
Cincinnati	4	3	0	.571	112	148
Cleveland	0	3	0	.000	48	78
Dallas	0	3	0	.000	62	95
Denver	11	10	0	.524	485	473
Detroit	1	2	0	.333	41	81
Green Bay	1	1	0	.500	47	51
Houston	12	11	1	.550	566	488
Kansas City	6	12	3	.333	448	497
Los Angeles	1	0	0	1.000	20	14
Miami	10	17	0	.370	528	695
Minnesota	2	1	0	.670	58	72
New Orleans	2	0	0	1.000	44	16
New York Giants	1	1	0	.500	28	36
New York Jets	15	24	1	.390	961	946
Oakland	11	9	1	.550	453	529
Philadelphia	2	1	0	.670	61	44
Pittsburgh	1	3	0	.250	63	97
St. Louis	1	2	0	.333	33	61
San Diego	12	11	2	.530	548	495
San Francisco	1	1	0	.500	34	43
Seattle	1	0	0	1.000	31	0
Tampa Bay	1	0	0	1.000	31	14
Washington	1	1	0	.500	38	39
PATRIOTS TOTALS	129	146	9	.470	6037	6351

ALL-TIME ATTENDANCES

Year	Home Games	Att.	Away Games	Att.	Total
1960	7	118,260	7	110,316	228,576
1961	7	115,610	7	129,984	245,594
1962	7	150,626	7	170,983	321,609
1963	7	169,870	7	143,936	313,806
1964	7	199,652	7	175,246	374,898
1965	7	143,098	7	245,485	388,583
1966	7	190,138	7	240,668	430,806
1967(a)	6	138,861	8	287,279	426,140
1968(a)	6	127,267	8	318,396	445,663
1969	7	149,412	7	284,587	433,999
1970	7	245,537	7	361,842	607,379
1971	7	411,109	7	383,143	794,252
1972	7	426,993	7	402,159	829,152
1973	7	410,443	7	416,805	827,248
1974	7	420,903	7	411,595	832,498
1975	7	411,490	7	379,112	790,602
1976	7	378,994	7	387,432	766,426
1977	7	415,959	7	399,419	815,378
1978	8	478,978	8	455,679	934,657
1979	8	478,987	8	502,492	981,479
Totals	140	5,582,187	144	6,206,558	11,788,745

(POST-SEASON GAMES)

1963			2	64,314	64,314
1976			1	54,037	54,037
1978		61,297			61,297
Totals		61,297	3	118,351	179,648
Grand Totals	141	5,643,484	147	6,324,909	11,968,393

(a) One home game rescheduled and played away from home.

ONE GAME RECORDS

Largest Home Crowd:

61,457 vs. Miami at Schaefer Stadium on Dec. 5, 1971.

Smallest Home Crowd:

8,446 vs. Oakland at Boston University Field on Nov. 11, 1960.

Largest Away Crowd:

80,047 at Miami, Sept. 30, 1973.

Smallest Away Crowd:

6,500 vs. Oakland at San Francisco on Dec. 9, 1961.

NEW ENGLAND PATRIOTS

TEAM STATISTICS

	Patriots	Opponent
TOTAL FIRST DOWNS	318	283
Rushing	132	118
Passing	159	139
Penalty	27	26
Third Down: Made/Att.	113/254	85/225
Third Down Efficiency	44.4	37.7
TOTAL NET YARDS	5470	4323
Avg. Per Game	341.9	270.2
Total Plays	1127	1019
Avg. Per Play	4.8	4.3
NET YARDS RUSHING	2252	1770
Avg. Per Game	140.8	110.6
Total Rushes	603	495
NET YARDS PASSING	3218	2553
Avg. Per Game	201.1	159.6
Tackled/Yards Lost	49/382	57/512
Gross Yards	3600	3065
Attempts/Completions	475/237	467/246
Pct. of Completions	49.9	52.7
Had Intercepted	23	20
PUNTS/AVERAGE	84/36.2	94/38.7
NET PUNTING AVERAGE	29.8	33.5
PENALTIES/YARDS	99/864	103/917
FUMBLES/BALL LOST	29/15	35/22
TOUCHDOWNS	49	39
Rushing	16	22
Passing	30	13
Returns	3	4
TOTAL POINTS	411	326

SCORE BY QUARTERS

	1	2	3	4	OT	Total
PATRIOTS	85	137	60	129	0	411
Opponents	87	93	71	69	6	326

SCORING

	TDR	TDP	TDRt	PAT	FG	SAF	TP
Smith				46-49	23-33		115
Morgan		12					78
Jackson		7					42
Calhoun	5	1					36
Francis		5					30
Cunningham	5						30
Ivory	1	2					18
Clark	2						12
Grogan	2						12
Hawkins							6
Sanford							6
Wstbrk/Penywl		1/1					6/6
Johnsn/Jarvs		1					6/6
PATRIOTS TOTAL	16	30	3	46-49	23-33		411
Opp. Total ...	22	13	4	36-39	18-26	1	326

*SCORING: Smith: (31, 32); (-); (37, 47b, 39, 39); (31, 31); (42); (44, 48, 29); (21, 29); (48); (42, 39); (48, 49b, 33, 37); (42); (24, 29, 42); (47, 40, 32); (28); (47, 34); (42, 30)

Note: Bold face indicates FG's made.

FIELD GOALS

	1-19	20-29	30-39	40-49	50+	Total
Smith ..	0-0	6-6	11-13	6-14	0-0	23-33
Opp. Total .	0-0	7-7	5-7	5-11	1-1	18-26

PASSING

	Att.	Comp.	Yds.	Pct.	TD	Int.	LG	Lost/Att.
Grogan	423	206	3286	48.7	28	20	63t	45/341
Owen	47	27	248	57.4	2	3	32	4/41
Wstbrk/Cvngh .	2/1	2/1	52/10	100.0	0/0	0/0	28/10	0/0
Hare/Jcksn	1/1	1/0	4/0	100.0	0/0	0/0	4/0	0/0
PATRIOTS TOTAL	475	237	3600	49.9	30	23	63t	49/382
Opp. Total	467	246	3065	52.7	13	20	82	57/512

RUSHING

	No.	Yds.	Avg.	LG	TD
Cunningham	159	563	3.5	27	5
Ivory	143	522	3.7	52	1
Calhoun	137	456	3.3	29	5
Grogan	62	368	5.8	26	2
Johnson	43	132	3.1	15	1
Clark	19	84	4.4	19	2
Tatupu	23	71	3.1	12	0
Morgan	7	39	5.6	17	0
Jackson	3	12	4.0	12	0
Westbrook	2	8	4.0	4	0
Owen	2	-1	-0.5	0	0
Cavanaugh	1	-2	-2.0	-2	0
PATRIOTS TOTAL	603	2252	3.7	52	16
Opp. Total	495	1770	3.6	39	22

RECEIVING

	No.	Yds.	Avg.	LG	TD
Jackson	45	1013	22.5	59	7
Morgan	44	1002	22.8	63t	12
Francis	39	557	14.3	44	5
Cunningham	29	236	8.1	20	0
Ivory	23	216	9.4	24	2
Calhoun	15	66	4.4	14	0
Hasselbeck	13	158	12.2	41	0
Westbrook	9	173	19.2	38	1
Johnson	9	68	7.6	11	0
Pennywell	4	35	8.8	13t	1
Clark/Jarvis	2/2	35/30	17/15	5/2	0/0
Tatupu/Chandler	2/1	9/2	4/2	5/2	0/0
PATRIOTS TOTAL	237	3600	15.2	63t	30
Opp. Total	246	3065	12.5	82	13

INTERCEPTIONS

	No.	Yds.	Avg.	LG	TD
Clayborn	5	56	11.2	27	0
Haynes	3	66	22.0	33	0
McCray	3	48	16.0	26	0
Fox	2	38	19.0	25	0
Hawkins	2	35	17.5	35t	1
Sanford	1	*39	39.0	12	0
Beaudoin/Costict	1/1	30/22	30/22	30/22	0/0
Nelson/Shoate	1/1	18/0	18/0	18/0	0/0
PATRIOTS TOTAL	20	352	17.6	35t	1
Opp. Total	23	417	18.1	56	0

PUNTING

	No.	Yds.	Avg.	TB	In 20	LG	Blk.
Hare	83	3038	36.6	11	20	58	1
PATRIOTS TOTAL	84	3038	36.2	11	20	58	1
Opp. Total	94	3641	38.7	9	11	63	1

PUNT RETURNS

	No.	FC	Yds.	Avg.	LG	TD
Morgan	29	21	289	10.0	80t	1
Haynes	5	1	16	3.2	5	0
Westbrook	2	0	5	2.5	5	0
Sanford	1	0	1	1.0	1	0
PATRIOTS TOTAL	37	22	311	8.4	80t	1
Opp. Total	28	17	317	11.3	75t	1

KICKOFF RETURNS

	No.	Yds.	Avg.	LG	TD
Clark	37	816	22.1	38	0
Sanford	10	179	17.9	23	0
Westbrook	11	151	13.7	30	0
Clayborn	2	33	16.5	20	0
Tatupu	3	15	5.0	12	0
Washington	1	18	18.0	18	0
Ivory/Morgan	1/1	15/12	15/12	15/12	1
PATRIOTS TOTAL	66	1239	18.8	38	0
Opp. Total	80	1621	20.3	45	0

UNOFFICIAL DEFENSIVE STATISTICS 1979

Name	Tackles	Sacks	QB Press.	Int.	Pass Deflect.	Fumble Recov.
LINE:						
Hamilton, Raymond	68½	6	11		1	
Lunsford, Mel	57	7	22		1	
Bishop, Richard	53½	8½	18			1
Adams, Julius	49½	6	13			1
McGee, Tony	35½	11½	22			
Buben, Mark	7½					
LINEBACKERS:						
Nelson, Steve	134½	2	4	1	4	1
Costict, Ray	50½	2		1	2	
Hawkins, Mike	48½	7½	8	2	6	
Shoate, Rod	47	4	4	1	1	
Hunt, Sam	44½				1	1
Matthews, Billy	27½					
King, Steve	24½		4			
Zamberlin, John	18					1
SECONDARY:						
Fox, Tim	70½	1		2	4	1
Clayborn, Ray	58½			5	15	
Haynes, Mike	50			3	8	2
Sanford, Rick	28½			1	2	1
McCray, Prentice	21½	1		3		2
Beaudoin, Doug	17½					2
Conn, Dick	1½					
Washington, Mark	1					
Totals	916	57	106	20	45	13

*NOTE: Patriots were NFL leaders with 57 total sacks and 512 total yards lost.

SACK SUMMARY — NFL LEADER

Date / Opponent	NO	YDS LOST
9/ 3 Pittsburgh	4	30
9/ 9 NY Jets	9	86
9/16 @Cincinnati	5	51
9/23 San Diego	4	25
10/ 1 @Green Bay	1	7
10/ 7 Detroit	2	17
10/14 @Chicago	5	48
10/21 Miami	1	3
10/28 @Baltimore	5	37
11/ 4 @Buffalo	7	65
11/11 @Denver	1	12
11/18 Baltimore	5	56
11/25 Buffalo	3	34
11/29 @Miami	1	11
12/ 9 @NY Jets	3	21
12/16 Minnesota	1	9
Totals	57	512

10 LARGEST CROWDS TO SEE THE PATRIOTS PLAY

Date	Crowd	City	Result
9-30-73	80,047	Miami	Dolphins 44, Patriots 23
10-20-74	80,020	Buffalo	Bills 30, Patriots 28
11-12-72	80,010	Miami	Dolphins 52, Patriots 0
12-15-74	79,420	Miami	Dolphins 34, Patriots 27
9-26-77	77,910	Cleveland	Browns 30, Patriots 27 (OT)
12- 9-73	75,841	Buffalo	Bills 37, Patriots 13
12-18-78	75,445	Miami	Dolphins 23, Patriots 3
11-11-79	75,103	Denver	Denver 45, Patriots 10
11-29-79	75,037	Miami	Miami 39, Patriots 24
11-23-75	69,207	Buffalo	Bills 45, Patriots 31

1979 Game By Game

Pittsburgh 16, Patriots 13, (OT)

Foxboro, Sept. 3 — Facing what appeared to be their biggest challenge of the season on opening night, the Patriot hosted the World Champion Pittsburgh Steelers in the first segment of the NFL's 1979 Monday Night Football series. Russ Francis hauled in a 4 yard scoring pass from Steve Grogan only 5:21 into the action to put the Patriots in front, a lead that jumped to 13-6 at halftime following two John Smith FGs (31, 32). Both teams could not score in the third period, and the Patriots held a narrow 13-6 lead going into the final stanza. The Patriots threatened midway through the third period though, as Grogan hit Stanley Morgan for 39 yds. to the Steeler 5 yardline after surviving a blitz, but the play was nullified by an illegal motion call. A clipping call on Carlos Pennywell nullified another big Patriots play early in the fourth quarter, this time a 31 yd. sweep around left end by Sam Cunningham that would have placed the ball at the Steeler 13. Following a shanked punt of 14 yds. by rookie Eddie Hare, the Steelers took over at the Patriots 34 with just 4:54 left to play. Terry Bradshaw then found John Stallworth for 13 yds. down to the Patriot 21 and followed with a 21 yd. scoring strike to rookie RB Sidney Thorton. Matt Bahr's PAT attempt was good to tie the score at 13-13 and send the game into overtime. The Patriots won the toss, but unable to move the ball on their only possession in the overtime period, punted to the Steelers. The Steelers then moved 45 yds. from their own 31 on 7 plays to set up a Matt Bahr 41 yd. FG on a fourth and two at the Patriot 24. Tim Fox chipped in 9 tackles and 3 assists while Tony McGee opened up hunting season on NFL QB's with 2 sacks of Terry Bradshaw.

Pittsburgh 0 6 0 7 3 — 16
Patriots 7 6 0 0 0 — 13

	P	NE
NE — Francis 4 pass from Grogan (Smith kick)	20	16
P — Thorton 2 run (PAT failed)	38-118	37-16
NE — Smith FG 31	191	82
NE — Smith FG 32	309	244
P — Thorton 21 pass from Bradshaw (Bahr kick)	4-30	5-41
P — Bahr FG 41	29-15-0	33-11-2
	7-40-1	9-39-7
	2-2	1-0
	6-50	7-58

INDIVIDUAL LEADERS

RUSHING — Pittsburgh: Harris 2-74, Thornton 12-44-1 TD
Patriots: Cunningham 17-62, Johnson 12-42
Grogan 4-38, Ivory 4-20.

PASSING — Pittsburgh: Bradshaw 26-15-0, 221 yards, 1 TD
Patriots: Grogan 33-11-2, 123 yards, 1 TD.

RECEIVING — Pittsburgh: Stallworth 5-95, Thornton 3-41-1 TD, Harris 3-14,
B. Cunningham 2-40, Swann 1-19.
Patriots: Francis 5-53-1 TD, Johnson 2-19, S. Cunningham 2-9
Morgan 1-33, Jackson 1-9.

Patriots 56, New York Jets 3

Foxboro, Sept. 9 — "That was the best offensive and defensive effort by the Patriots in the seven years that I have been here," remarked Head Coach Ron Erhardt after the Patriots bombed the Jets in a record setting affair. In the process, four team and one individual record were set as Steve Grogan combined with Harold Jackson and Stanley Morgan for 223 yds. and 5 TDs. The Patriots were reeling from their 16-13 overtime loss to Pittsburgh the week before and no less than 8 Patriots figured in the team's 232 yard rushing performance, the club's second best output of the year. The defense was also a key factor in the Patriots win, as Juluis Adams (2), Ray Hamilton (2), Mike Hawkins (4) and Tony McGee (1) unveiled the Patriots powerful 4-3 pass rush in combining to drop Jets QBs nine times. Ray Clayborn, Ray Costict and Prentice McCray each picked off a pass and Steve Nelson led in tackles with 6 hits and 4 assists. The game also marked the first time that two Patriots receivers both passed the 100 single game receiving mark since Dec. 17, 1967. Jackson finished the day with 3 catches, all TDs, for 121 yds. while Stanley Morgan added 102 yds. on 3 receptions. As a team, the Patriots rang up a club record 597 yds. total offense, a mark they had set (529 yds.) in their 55-21 thrashing of the Jets on Oct. 29, 1978 at Foxboro. The 56 points was also a single game point production record for the locals.

New York 3 0 0 0 — 3
Patriots 14 21 7 14 — 56

	NYJ	NE
NE — Jackson 49 pass from Grogan (Smith kick)	12	30
NE — Morgan 37 pass from Grogan (Smith kick)	23-89	45-232
NYJ — Leahy FG 30	45	365
NE — Morgan 50 pass from Grogan (Smith kick)	134	597
NE — Johnson 2 run (Smith kick)	9-86	2-10
NE — Jackson 44 pass (Smith kick)	24-12-3	25-18-1
NE — Jackson 28 pass from Grogan (Smith kick)	7-40-7	2-30-0
NE — Westbrook 14 pass from Owen (Smith kick)	3-3	3-2
NE — Clark 1 run (Smith kick)	5-45	6-60
	A — 53, 220 paid, 53, 113 actual	

INDIVIDUAL LEADERS

RUSHING — New York: Long 10-46, Dierking 6-10, Gaines 4-15.
 Patriots Cunningham 15-81, Tatupu 8-50, Grogan 2-38, Calhoun: 8-22,
 Johnson: 6-15-1TD, Clark 4-11-1 TD.

PASSING — New York: Todd 20-10-2, 118 yds., Ryan 4-2-1, 13 yds.
 Patriots: Grogan: 18-13-0, 315 yds., 5 TDs.

RECEIVING — New York: Shuler 3-48, Newton 4-33, Long 2-14.
 Patriots: Jackson 3-121, 3 TDs, Morgan 3-102, 2 TDs, Francis 5-82,
 Hasselbeck 2-27, Pennywell 3-22.

Patriots 20, Cincinnati 14

Cincinnati, Sept. 16 — In their first road game of the '79 regular season, the Patriots traveled to Riverfront Stadium for their second meeting with the Bengals at Cincinnati in two years. Two John Smith FGs (39, 39) spelled the margin of victory for the Patriots in a game that marked the third of three straight losses for the Bengals. "A confidence building type win," was Ron Erhardt's summation that pushed the Patriots to a 4-3 lead in the Cincinnati series and allowed them to keep pace in the AFC East race with unbeaten Miami (3-0). While only able to surmount a 7-0 lead at the half, the Patriots outgained the Bengals 156 yds. to 70 yds. After the Bengals got on the board on a 13 yd. run by rookie QB Jack Thompson, Smith hit on his two FGs to run the score to 20-7. The Bengals threatened with another Thompson TD run, this one a one yard scamper, to close the gap to 20-14 with 2:12 showing on the clock. An onside kick attempt was unsuccessful by the home club as Andy Johnson recovered at the Patriots 45 to preserve the Patriots second win in three outings.

Patriots	0	7	6	—	20
Cincinnati	0	0	7	7	— 14

NE — Morgan 17 pass from Grogan (Smith kick)
 NE — Calhoun 3 run (Smith kick)
 C — Thompson 3 run (Bahr kick)
 NE — Smith FG 39
 NE — Smith FG 39
 C — Thompson 1 run (Bahr kick)

	NE	C
First Downs	20	17
Rushes-Yards	42-165	32-166
Passing Yards	167	32
Total Yards	332	198
Had QB Sacked	2-9	5-51
Passes	27-11-0	20-7-0
Punts	3-34.6	6-49
Fumbles/lost	0-0	2-1
Penalties/Yds.	3-30	3-25
A — 46,581 paid, 41,805 actual		

INDIVIDUAL LEADERS

RUSHING — Patriots: Cunningham 16-61, Johnson 17-49, Calhoun 3-12-1 TD
 Cincinnati: P Johnson 14-54, Thompson 6-57-2 TDs, Griffin 6-29,
 Alexander 5-21

PASSING — Patriots: Grogan 26-11-0, 176 yards, 1 TD.
 Cincinnati: Thompson 20-7-0, 83 yds. Anderson 1-0-0.

RECEIVING — Patriots Cunningham 4-27, Morgan 3-54-1 TD, Johnson: 2-19,
 Jackson 2-76.

Patriots 27, San Diego 21

Foxboro, Sept. 23 — The undefeated Chargers (3-0) traveled cross country to Foxboro for the second year in a row and returned to the coast again with another close loss. Under beautiful and sunny Fall skies, the Patriots jumped to a 17-0 lead by the end of the first period and pushed the score to 20-0 midway through the second quarter. Not to be denied, the Chargers roared back with two TDs in four minutes to close the gap to 20-14 at the half. Following a few exchanges in the third stanza, the Patriots took over the ball at their own 36 late in the third quarter and drove 64 yards on 10 plays, scoring the winning TD as Russ Francis hauled in a 5 yard pass from Steve Grogan to cap the 3 minute 47 second drive. John Smith added the PAT to run the score to 27-14 Patriots, but following a Glen Edwards interception of a Grogan pass with 7 minutes remaining, the Chargers drove from the Patriot 36 and scored on a one yard dive by RB Clarence Williams. The Patriots took the ensuing onside kickoff and drove to their 42, where on a third and 12, Grogan was intercepted by LB Bob Horn who skipped to the Patriot 10 before being hauled down on a touchdown saving tackle by Shelby Jordan. Dan Fouts hit Bob Klein for 5 yards to the Patriots 5 but on the next play Tim Fox came up to stop Artie Owens for a four yard loss on a sweep. Steve Nelson established himself as the hero of the day on the next play, snagging a Fouts pass at the 2 that had been directed for John Jefferson in the end-zone. Nelson cradled the ball and returned it 18 yards to help preserve the Patriots third victory of the season and enable them to keep pace with the division leading Dolphins (4-0) A key to the Patriots' victory was their ability to shutdown the Chargers ground game which managed just 39 yards on 18 carries.

San Diego	0	14	0	7	—	21
Patriots	17	3	0	7	—	27

NE — Cunningham 1 run (Smith kick)
 NE — Calhoun 10 run (Smith kick)
 NE — Smith FG 31
 NE — Smith FG 31
 SD — Jefferson 19 pass from Fouts (Benirschke kick)
 SD — William 1 run (Benirschke kick)
 NE — Francis 5 pass from Grogan (Smith kick)
 SD — Williams 1 run (Benirschke kick)

	SD	NE
First Downs	15	20
Rushes-Yards	18-39	44-147
Passing Yards	193	144
Total Yards	232	291
Had QB Sacked	4-25	2-13
Passes	35-21-2	23-13-2
Punts	7-35.3	5-35.2
Fumbles/lost	1-0	1-0
Penalties/Yds.	6-48	5-49
A — 61,297 paid, 60,916 actual		

INDIVIDUAL LEADERS

RUSHING — San Diego: C. Williams 13-34-2 TDs, Owens 2-4
 Patriots: Cunningham 22-75-1 TD, Calhoun 10-45, Johnson 7-24.

PASSING — San Diego: Fouts 34-20-2, 200 yds., 1 TD
 Patriots: Grogan 23-13-2, 157 yds., 1 TD

RECEIVING — San Diego: Jefferson 4-59-1 TD, Klein 6-50, Thomas 2-46.
 Patriots: Francis 4-85-1 TD, Jackson 2-33, Johnson 4-21.

Green Bay 27, Patriots 14

Green Bay, Oct. 1 (Mon.) — In the Patriots' second Monday Night game in just five weeks, and the first one ever played at Lambeau Field, they ran into a determined Packer eleven that sent three Patriots to the hospital and the whole squad back to Foxboro with their second loss of the year. The Patriots scored first on a Grogan to Francis pass that covered 27 yds., capping a two play drive set up by a Tim Fox interception of a David Whitehurst pass at the Packer 40. Forcing the "Pack" to punt on its next possession, the Patriots began to drive again, but Stanley Morgan tipped up a Grogan pass that was picked off by Johnny Gray to set up the Packs' first scoring drive. RB Andy Johnson injured his knee in the early going and was lost for the year, and in the second quarter Steve Nelson was felled by a concussion that shelved him for the next game. Mike Hawkins also joined Johnson and Nelson on the ambulance list with a rib injury. The Patriots managed only one other score in the first half and were held scoreless in the second half as the Packers blitzed Grogan, forcing him to throw under great pressure all night. The game marked the 1,000th game in Packer history.

Patriots	7	7	0	0	— 14
Green Bay	7	13	7	0	— 27

NE — Francis 27 pass from Grogan (Smith kick)
 GB — B. Smith 1 run (Marcol kick)
 GB — Thompson 15 pass from Whitehurst (Marcol kick)
 GB — Middleton 1 run (kick blocked)
 NE — Francis 6 pass from Grogan (Smith kick)
 GB — Whitehurst 4 run (Marcol kick)

	NE	GB
First Downs	26	19
Rushes-Yards	33-162	35-118
Passing Yards	239	199
Total Yards	401	317
Had QB Sacked	5-31	1-7
Passes	37-18-5	29-17-2
Punts	3-30.7	3-34.5
Fumbles/Lost	1-1	2-0
Penalties/Yds.	5-43	4-25
A — 56,212 paid, 52,842 actual		

INDIVIDUAL LEADERS

RUSHING — Patriots: Cunningham 11-47, Calhoun 14-64, Grogan 7-49
 Green Bay: Middleton 20-80-1 TD, B. Smith 9-39.

PASSING — Patriots: Grogan 33-17-3, 225 yds., 2 TDs.
 Green Bay: Whitehurst 27-17-2, 206 yds., 1 TD.

RECEIVING — Patriots: Francis 5-88-22 TDs, Morgan 4-63, Cunningham 6-22.
 Green Bay: Coffman 6-43, Lofton 3-67, Middleton 2-46.

Patriots 24, Lions 17

Foxboro, Oct. 7 — Despite threatening skies, a sellout crowd was on hand to watch the Patriots seek out a 24-17 victory to move them into a first place tie with the Dolphins in the AFC East race. With Sam Cunningham and Don Calhoun each scoring in the second period, the Patriots took a 14-0 lead and seemed to be off to an easy victory. But Benny Ricardo hit on a 26 yard FG and the Lions narrowed the Patriots lead to 14-10 on a 1 yard run by Scott Hunter. That drive was set up by a Steve Grogan pass that bounced off the chest of Calhoun and was intercepted by Charlie Weaver at the Patriot 36. On the next Patriots series, Grogan was blindsided when attempting to pass from near his own goal line, and fumbled into the end zone. Bill Gay recovered to put the Lions on top 17-14. Grogan was benched and replaced by backup QB Tom Owen who was able to direct the Patriots to 10 fourth quarter points to earn a hard fought victory. Ray Costict and Rod Shoate topped the Patriots tackle chart with 4 stops each while Tony McGee and Richard Bishop each chipped in a QB sack. With Andy Johnson recovering from knee surgery, Don Calhoun assumed the starting role at RB and combined with FB Sam Cunningham to record 40 of the Patriots' 45 rushing attempts. Steve Nelson nursed his concussion while watching Bill Matthews fill in for him at inside linebacker and Horace Ivory returned to the active list from injured reserve but did not play.

Detroit	0	3	14	0	— 17
Patriots	0	14	0	10	— 24

NE — Cunningham 1 run (Smith kick)
 NE — Calhoun 2 run (Smith kick)
 DET — Ricardo FG 26
 DET — Hunter 1 run (Ricardo kick)
 DET — Gay recovered Grogan fumble in endzone (Ricardo kick)
 NE — Calhoun 6 pass from Owen (Smith kick)
 NE — Smith FG 29

	DET	NE
First Downs	9	22
Rushes-Yards	27-55	45-140
Passing Yards	156	111
Total Yards	211	251
Had QB Sacked	2-17	5-43
Passes	24-8-2	23-11-1
Punts	8-34.0	7-38.4
Fumbles/Lost	1-1	2-1
Penalties	12-107	12-84
A — 61,297 paid, 60,629 actual		

INDIVIDUAL LEADERS

RUSHING — Detroit: Bussey 13-34, Robinson 5-10, Gaines 2-6.
 Patriots: Cunningham 20-93-1 TD, Calhoun 20-41-1 TD.

PASSING — Detroit: Hunter 16-6-1, 155 yds., 0 TD., Komlo: 8-2-1, 18 yds., 0 TD.
 Patriots: Owen 13-7-0, 81 yds., 1 TD., Grogan 9-3-1, 45 yds., 0 TD.

RECEIVING — Detroit: Hill 3-35, Thompson 2-98, Blue 2-30.
 Patriots: Cunningham 4-31, Jackson 3-59, Francis 2-36.

Patriots 27, Chicago 7

Chicago, Oct. 14 — In only the second regular season meeting ever between the Patriots and Bears, a sellout crowd at Soldiers Field greeted the two clubs on a sunny and clear afternoon. Steve Grogan wasted little time in putting the Patriots out in front, moving the Patriots 35 yards for their first score following a Doug Beaudoin recovery of a Walter Payton fumble at the Bears' 35. Grogan hit Stanley Morgan for a 10 yard score, capping a 7 play drive. On the next Bears' series, Robin Earl was hit by Tim Fox and fumbled with Steve Nelson making the recovery at the Patriots' 21 yard line. Behind Grogan, the Patriots marches 79 yards on 9 plays on only their second possession of the game, and hit paydirt as Grogan found Harold Jackson for 19 yds. despite a blitz by the Bears. The score stood at 14-0 Patriots just 11 minutes into the game. In the second quarter, Bob Avellini found Dave Williams for a 4 yard completion, but Williams outraced the Patriots' defense for another 50 yards and the Bears' only score of the day. On their first possession of the second half, the Patriots compiled a 58 yard, 13 scoring drive as the recently returned Horace Ivory (making his first appearance in six games) hauled in a 5 yard pass from Grogan to set up a John Smith 21 yard FG. In the final stanza, Stanley Morgan returned a Bob Parsons punt 17 yards to the Chicago 48 and Grogan lead the Patriots on another scoring march, this time hitting Russ Francis for a 4 yard score and registering his third TD pass of the day. The final Patriots score came on Smith's second FG of the day, a 29 yarder, the result of a 14 play drive covering 46 yards and taking 11 minutes, 28 second. Darryl Stingley made his second visit of the season with his old teammates, joining them on the Patriot sideline in his hometown of Chicago. Julius Adams proved he had returned to form, recording two QB sacks while Mel Lunsford (2) and Ray Hamilton (1) added the other Patriot sacks. The Patriot win kept them in a first place tie with Miami in the AFC East, both at 5-2, and set up a showdown in Foxboro the following Sunday.

Patriots	14	0	3	10	—	27
Chicago	0	7	0	0	—	7

NE — Morgan 10 pass from Grogan (Smith kick)	C — Williams 54 pass from Avellini (Thomas kick)
NE — Jackson 19 pass from Grogan (Smith kick)	NE — Smith FG 21
NE — Francis 4 pass from Grogan (Smith kick)	NE — Smith FG 29

	NE	C
First Downs	27	7
Rushes-Yards	47-142	22-73
Passing Yards	218	96
Total Yards	360	169
Had QB Sacked	2-26	5-48
Passes	35-21-2	15-8-0
Punts	4-37.3	7-38.3
Fumbles/Lost	0-0	2-0
Penalties/Yds.	5-42	9-66
A —	57,979 paid, 54,128 actual	

INDIVIDUAL LEADERS

RUSHING — Patriots: Ivory 10-55, Calhoun 14-27, Grogan 4-23
Chicago: Payton 15-42, Earl 4-22, Williams 3-9.

PASSING — Patriots: Grogan 35-21-2, 244 yds., 3 TDs
Chicago: Avellini 10-5-0, 101 yds., 1 TD.

RECEIVING — Patriots: Jackson 4-65-1 TD, Ivory 4-44, Morgan 4-43 1 TD
Chicago: Williams 2-62-1 TD, Lata 2-65, Earl 2-20.

Patriots 28, Miami 13

Foxboro, Oct. 21 — Showdown time in the AFC East at Foxboro, the same script and same site as a year before at the season's halfway mark. And had the Patriots lived up to a reputation given them by cynics, they should have folded when the Dolphins had a 13-0 lead with six minutes left in the first half. But combining tenacious defense and a pounding offensive attack in the second half, the Patriots scored 21 unanswered points in the final half to takeover sole possession of first place in the AFC East with a 6-2 record. The Dolphins were forced to use all three of their QBs as Bob Griese was ineffective under a heavy pass rush by the host club. Meanwhile, Steve Grogan came alive in the second half hitting 9 of 24 passes for 103 yards and directing the Patriots on scoring drives of 69 yards and 59 yards. Mike Hawkins capped the day's scoring, picking off a Don Strock pass late in the game and rambling 35 yards across the goalline for his first NFL career score. Hawkins also added six tackles and an assist while Steve Nelson topped the tacklers with six stops and five assists including one QB sack. Besides his interception return, Hawkins added one other interception, stopping a Miami drive at their own 37. Mike Haynes added the Patriots third interception of the day, stealing a Griese aerial at the goalline and returning it 33 yards.

Miami	10	3	0	0	—	13
Patriots	0	7	7	14	—	28

M — Von Schamann FG 53	NE — Ivory 1 run (Smith kick)
M — Hardy 13 pass from Griese (von Schamann kick)	NE — Cunningham 1 run (Smith kick)
M — Von Schamann FG 40	NE — Jarvis 15 pass from Grogan (Smith kick)
NE — Hawkins 35 interceptions return (Smith kick)	

	M	NE
First Downs	13	17
Rushes-Yards	29-135	44-129
Passing Yards	69	170
Total Yards	204	299
Had QB Sacked	1-3	2-21
Passes	27-12-3	25-17-0
Punts	5-32.8	5-30.8
Fumbles/Lost	3-2	4-1
Penalties/Yds.	4-45	6-59
A —	61,297 paid, 61,096 actual	

INDIVIDUAL LEADERS

RUSHING: Miami: D. Williams 13-99, Csonka 13-32, Davis 2-4.

Patriots: Ivory 16-44-1 TD, Grogan 10-42, Cunningham 13-33-1 TD.

PASSING: Miami: Griese 18-10-1, 57 yds., 1 TD, Strock 7-1-1, 8 yds.

Patriots: Grogan 24-16, 187 yds., 1 TD; Hare 1-1-0, 4 yds.

RECEIVING: Miami: Hardy 3-39-1 TD, Davis 3-19, Williams 2-14.

Patriots: Cunningham 5-29, Francis 4-34, Morgan 2-53.

Baltimore 31, Patriots26

Baltimore, Oct. 28 — Kicking off the second of the 1979 season, the Patriots traveled to Baltimore, their ranks depleted by injuries that sidelined four key starters. Russ Francis (back), Sam Cunningham (shoulder), Doug Beaudoin (groin) and Rod Shoate (neck) were all nursing injuries as the Patriots took on the Colts with the recently returned Bert Jones at QB. As he had done in the past, little Joe Washington had a field day against the Patriots, scoring the first rushing TD of his career and providing the winning score on a 12 yard pass reception with just five minutes to play. Despite having the topped ranked defense in the NFL, the Patriots allowed 14 first quarter points on the way to giving up the most points (31) in a regular season game since the Colts upset them 34-27 at Foxboro on Sept. 18, 1978. The Colts held onto a narrow 17-13 lead at the half, increasing the margin to 24-13 as Washington took a 7 yard pass from Jones for his second score of the day. John Smith then hit on a 42 yard FG, his longest of the year at that point, and on the ensuing kickoff, Bob Cryder recovered a Nesby Glasgow fumble at the Colt 25 and the tables appeared to be turning. The Patriots only managed 4 net yards on the drive, stopped by a Fred Cook sack of Grogan on a third and 10 at the Colt 11 and the Patriots went to Smith again, this time for a 39 FG. That shot close the gap to 24-19 Colts going into the final quarter of play. Steve Mike-Mayer missed on a 44 yard FG try and the Patriots took over at their own 28. Grogan then engineered a 9 play, 72 yard drive that included a 22 yard completion to Stanley Morgan and a 27 yard catch by Harold Jackson. Grogan scored himself on a 8 yard scramble to put the Patriots on top for the first time all day, 26-24. Although the Colts had to start from their 15 after a clip on the kickoff return, coupled with the fact that Julius Adams sacked Jones for a loss to the Colt 8, they drove 85 yards in 7 plays (the big play a 36 yard Jones to Carr pass) to score a 31-26 upset win. With just 1:41 remaining and the Patriots holding the ball at the Colt 4 with a first and goal to go, they could not break the tough Colt defense in five attempts and dropped their third game in nine outings.

Patriots	13	0	6	7	—	26
Baltimore	14	3	7	7	—	31

		NE	B
B — Washington 8 run (Mike Mayer kick)	First Downs	19	23
NE — Morgan 56 pass from Grogan (kick blocked)	Rushes-Yards	31-110	37-140
B — Hardeman 4 run (Mike Mayer kick)	Passing Yards	317	293
NE — Morgan 27 pass from Grogan (Smith kick)	Total Yards	408	396
B — Mike Mayer FG 37	Had QB Sacked	2-19	5-37
B — Washington 7 pass from Jones (Mike-Mayer kick)	Passes	36-15-1	31-18-1
NE — Smith FG 42	Punts	6-38.3	3-35.3
NE — Smith FG 39	Fumbles/Lost	1-1	4-3
NE — Grogan 8 run (Smith kick)	Penalties	6-49	7-64
B — Washington 12 pass from Jones (Mike-Mayer kick)	A — 47,042 paid, 41,029 actual		

INDIVIDUAL LEADERS

RUSHING — Patriots: Ivory 19-49, Grogan 5-37-1 TD, Calhoun 5-14.
Baltimore: Washington 14-53-2 TDs, Hardeman 12-35.

PASSING — Patriots: Grogan 36-15-1, 317 yds., 2 TDs
Baltimore: 30-17-1, 280 yds., 1 TD.

RECEIVING — Patriots: Morgan 5-15-2 TDs, Jackson 4-92.
Baltimore: McCauley 5-84, Carr 4-78, Doughty 2-65.

Patriots 26, Buffalo 6

Orchard Park, N.Y. Nov. 4 — Reeling from their upset defeat the week before in Baltimore, the Patriots looked to rebound with a win against division rival Buffalo. However, Buffalo had other ideas and if it had not been for a stingy Patriots' defense, the Bills could have had a 14-0 lead after their first two possessions. In both cases, the Bills started with great field position, first at the Patriot 45 following a Tony Greene interception and the second time on a Keith Moody punt return of 13 yards to the Patriot 49. The best the Bills could muster were two Nick Mike-Mayer field goals for a 6-0 lead. Each time the Patriots' defense held and the Bills moved no closer to the endzone than the Patriot 22. On the last possession of the half, Steve Grogan directed the Patriots to their first score, moving 59 yards on 6 plays as Horace Ivory caught a six yard pass on the final play of the half to deadlock the score at 6-6. John Smith's PAT attempt failed and the score was tied at the half. In a nutshell, the second half could be summed up as the Grogan to Morgan air show. For the second straight week, the two connected for two TD passes, and Morgan surpassed the 150 yard receiving mark (158 yds.-5 receptions). The Patriots moved ahead 9-6 on a 33 yard FG at 5:32 of the third quarter, and Morgan busted the game open with a 63 yard TD bomb from Grogan at 9:23 of that quarter. Midway through the final stanza, Morgan hauled in another TD pass, this one a 34 yarder. Tony McGee led the assault of top rated passer Joe Ferguson, dumping the signal caller 3½ times, as the Patriots defense accounted for 7 sacks. Rod Shoate intercepted one Ferguson pass and lateraled to rookie Rick Sanford for a 27 yard return and Ray Clayborn squelched another Buffalo drive with an interception.

Patriots	0	6	10	10	—	26
Buffalo	6	0	0	0	—	6

BUF — Mike-Mayer FG 39
BUF — Mike-Mayer FG 40
NE — Ivory 6 pass from Grogan
 (kick failed)
NE — Smith FG 33
NE — Morgan 63 pass from Grogan
 (Smith kick)
NE — Morgan 34 pass from Grogan
 (Smith kick)
NE — Smith FG 37

	NE	BUF
First Downs	15	20
Rushes-Yards	37-111	23-94
Passing Yards	327	181
Total Yards	438	275
Had QB Sacked	3-23	7-65
Passes	35-19-1	33-16-2
Punts	6-39.7	6-37.7
Fumbles/Lost	3-2	3-3
Penalties/Yds.	8-75	10-70
A — 69,465 paid, 67,935 actual		

INDIVIDUAL LEADERS

RUSHING — Calhoun: 4-40, Ivory 14-27, Cunningham 11-19, Grogan 3-15.
 Patriots: Calhoun 4-40, Ivory 14-27, Cunningham 11-19, Grogan 3-15
 Buffalo: Brown 13-67, Hooks 7-18, Miller 3-9.
PASSING — Patriots: Grogan 35-19-1, 350 yds., 3 TDs
 Buffalo: Ferguson 26-13-2, 215 yds.
RECEIVING — Patriots: Morgan 5-158-2 TDs, Jackson 4-69, Westbrook 3-65.
 Buffalo: Piconne 4-84, Gant 3-57, Hooks 4-36.

Denver 45, Patriots 10

Denver, Nov. 11 — Sold out Mile High Stadium, 75, 103 fans on hand along with a national television audience (NBC), and two division leaders, one with a stingy defense, the other with a high powered offense. What had all the makings of a classic match turned out to be a nightmare for the Patriots. On third down and 3 at the Patriots 20 (first series of the game) Steve Grogan was not only sacked, but fumbled the ball and was forced to leave the game with a concussion. Rubin Carter recovered and rambled 2 yards for the first score. On their very next possession, the Broncos ran five plays and got three more points on Jim Turner's longest FG of the year, a 49 yarder. Tom Owen, subing for the injured Grogan, suffered much the same fate as Grogan on the next series, being sacked by Don Latimer and fumbling back to the Patriot 2 where John Grant recovered for the Broncos. Rob Lytle ran for six more points on the next play, and the Broncos had a 17-0 lead on 5 offensive plays only 7:46 into the game. To add insult to injury, Owen was knocked out of the game with a concussion early in the third quarter and was replaced by the dazed Grogan himself. Third string QB Matt Cavanaugh was unavailable for duty with a locked knee, one that was to be operated on the following day. Pete Brock made his first start at left tackle, replacing the injured Dwight Wheeler. However, starting right tackle Shelby Jordan injured his knee in the early going and Wheeler was forced to step in for the injured Jordan. In the second half, the snow started to fall and before the final whistle had been blown, the field was covered with the whitestuff and both teams struggled on the slippery turf for more than a quarter. Steve Nelson was tops in the tackle department, contributing 6 tackles, 9 assists and one sack for 12 yards, while Richard Bishop (5 tackles, 3 assists) and Mel Lunsford (4 tackles and 4 assists) were close behind.

Patriots	0	7	3	0	—	10
Denver	24	14	0	7	—	45

D — Carter 2 fumble return
 (Turner kick)
D — Turner FG 49
D — Lytle 2 run (Turner kick)
D — Moses 7 pass from Morton
 (Turner kick)
NE — Cunningham 2 run (Smith kick)
D — Upchurch 28 pass from Morton
 (Turner kick)
D — Nairne 22 run with blocked punt
 (Turner kick)
NE — Smith FG 42
D — Lytle 3 run (Turner kick)

	NE	D
First Downs	8	21
Rushes-Yards	23-58	44-107
Passing Yards	34	182
Total yards	92	289
Had QB Sacked	4-51	1-12
Passes	30-11-1	19-13-0
Punts	9-36.3	4-40.5
Fumbles/Lost	2-2	3-3
Penalties	9-66	6-51
A — 75,103 paid, 74,379 actual		

INDIVIDUAL LEADERS

RUSHING — Patriots: Calhoun 6-28, Ivory 7-17, Cunningham 5-10-1 TD.
 Denver: Armstrong 15-33, Lytle 5-22-2 TDs.
PASSING — Patriots: Owen 17-9-0, 62 yds., 0 TD. Grogan 13-2-1, 23 yds, 0 TD.
 Denver: Morton 18-13-0, 194 yds., 2 TDs.
RECEIVING — Patriots: Ivory 4-44, Cunningham 2-14, Jackson 1-17.
 Denver: Upchurch 4-73-1 TD, Moses 4-55, Armstrong 2-21.

Patriots 50, Baltimore 21

Foxboro, Nov. 18 — Hoping to rebound from a 45-10 pasting at the hands of Denver the week before, the Patriots returned home after three weeks on the road to face division rival Baltimore. Only three weeks before, the Colts (then 2-6) shocked the Patriots in Baltimore 31-26 to halt a three game win streak and one game division lead the Patriots had amassed. In the early going, it appeared that the Patriots were off to an easy start against a Colts squad that had been shutout 19-0 by Miami the previous week. Steve Grogan engineer the Patriots on a 9 play, 85 yard drive on their first possession, finding all-pro Stanley Morgan for a 26 yd. scoring strike and the first score of the day. John Smith's PAT attempt was blocked and the Patriots took a 6-0 lead just four minutes into the game. Baltimore rebounded with a 13 play, 77 yard drive with Don McCauley going over from the one to knot the score at 6-6. The kick was good and the Colts led 7-6. After that, it was all Patriots as the host club rang up 37 unanswered points on the way, to a 43-7 lead. Highlights of the Patriots scoring spree included Morgan's 80 yard punt return for a TD, only the third one in Patriots history, and a eight yard blocked punt return for a TD by rookie Rick Sanford, the first one by a Patriot since 1971. By the time the game had finished, the fifth sellout crowd of the season at Schaefer saw the 50 point scoring mark hit for the second time in '79. Horace Ivory snapped a drought in the Patriots rushing game, dashing for 116 yards on 12 carries (longest run a 52 yarder on the second play of the final quarter). Ivory's rushing effort was the first time in 17 games that a Patriot rushed for over 100 yards in a game (Ivory had done it last with 128 yards on 16 attempts against Buffalo on 11-5-78). On defense, LB Steve Nelson topped both squads with 9 tackles and 3 assists. LB Rod Shoate was a close second on the Patriots tackle chart with 6 tackles and 3 assists. Tim Fox, Ray Costict, Mike Hawkins, Richard Bishop and Tony McGee all had one sack apiece as Colt QB Greg Landry was dropped 5 times for 56 yds.

Baltimore 7 0 7 7 — 21
Patriots 6 27 10 7 — 50

NE — Morgan 25 pass from Grogan
(kick blocked)

B — McCauley 1 run
(Mike Mayer kick)

NE — Calhoun 1 run (Smith kick)

NE — Jackson 5 pass from Grogan
(Smith kick)

NE — Sanford 8 blocked punt return
(Smith kick)

NE — Smith FG 24

NE — Smith FG 29

NE — Morgan 80 punt return
(Smithkick)

NE — Smith FG 42

B — Glasgow 75 punt return
Mike Mayer kick)

NE — Clark 15 run (Smith kick)

B — Doughty 10 pass from Landry
(Mike Mayer kick)

	B	NE
First Downs	24	22
Rushes-Yards	24-89	42-248
Passing Yards	174	169
Total Yards	263	417
Had QB Sacked	5-56	1-4
Passes	37-26-0	20-14-0
Punts	5-27.2	2-39.5
Fumbles/Lost	5-3	1-1
Penalties	7-84	9-94
A — 61,297 paid, 60,879 actual		

INDIVIDUAL LEADERS

RUSHING — Baltimore: Washington 14-68, Hardeman 4-13, Landry 1-9.

Patriots: Ivory 12-116, Clark 9-65, Cunningham 4-21, Grogan 3-19.

PASSING — Baltimore: Landry 37-26-0, 230 yards, 1 TD.

Patriots: Grogan 13-8-0, 133 yards, 2 TDs, Owen 7-6-0, 40 yards.

RECEIVING — Baltimore: McCauley 10-80, Washington 6-62, Hardeman 4-22.

Patriots: Jackson 3-50-1 TD, Francis 2-48, Morgan 1-25,
Hasselbeck 2-16.

Buffalo 16, Patriots 13 (OT)

Foxboro, Nov. 25 — Under unseasonably warm skies (kickoff temperature of 70 degrees), the Patriots hosted the Bills just three short weeks after beating them 26-6 at Orchard Park. Before a sellout crowd, the sixth of the season at Schaefer, both teams traded second quarter field goals for a 3-3 halftime tie. Buffalo moved to a 6-3 lead on another Nick Mike-Mayer field goal in the third stanza, but Steve Grogan capped a 66 yard, 11 play Patriot drive with a 1 yd. scoring run to enable the Patriots to go ahead 10-6. The Patriots then extended their lead to 13-6 on a 32 yd. FG by John Smith and seemingly nailed their 8th win of the season with just 2:25 remaining. The Bills thought differently, however, and behind the arm of Joe Ferguson, passed their way to a 64 yard, 6 play scoring drive as Ferguson hit Lou Piccone for 11 yds. and six points with 0:18 on the clock. Mike-Mayer added the PAT to tie the score and send the Patriots into their second overtime game of the year. The Patriots won the flip and unable to move the ball, punted to Buffalo. The Bills drive also stalled, and they punted back to the host club. Moving from their own 20, the Patriots advanced to the Bills 32 and on fourth and two, Grogan rolled right and threw to Calhoun, but Bills rookie LB Jim Haslett stole the aerial at the Bills 31 and returned it to his 42. Ferguson then hit rookie sensation Jerry Butler for 51 yds. over the tip of Rick Sanford's hands to set the ball at the Patriots 12. Taking no chances, Bills Coach Chuck Knox elected to try a FG on first down and Mike Mayer sealed the Bills victory with a 29 FG at 9:15 into OT. A dejected Ron Erhardt summed up the Patriots frustration for the elusive eighth victory, "we had our chances to score, but just didn't." Steve Nelson had an outstanding afternoon with 13 tackles and 4 assists while Ray Clayborn batted down three passes and Rick Sanford and Doug Beaudoin each snagged an interception.

Buffalo	0	3	3	7	0	— 16		B	NE
Patriots	0	3	0	10	0	— 13	First Downs	18	21
NE — Smith FG 47							Rushes-Yards	33-80	49-173
B — Mike-Mayer FG 29							Passing Yards	201	136
B — Mike-Mayer FG 26							Total Yards	281	309
NE — Grogan 1 run (Smith kick)							Had QB Sacked	3-34	3-24
NE — Smith FG 32							Passes	33-17-2	25-9-4
B — Piccone 11 pass from Ferguson (Mike-Mayer kick)							Punts	8-42.9	5-37.4
B — Mike-Mayer FG 29							Fumbles/Lost	2-0	1-0
							Penalties/Yards	6-65	3-15
							A — 61,297 paid, 60,991 actual		

INDIVIDUAL LEADERS

RUSHING — Buffalo: Brown 15-42, Miller 11-18, Hooks 6-14.
Patriots: Ivory 23-83, Calhoun 20-83, Grogan 5-11 1TD.

PASSING — Buffalo: Ferguson 33-17-2, 235 yds., 1 TD
Patriots: Grogan 25-9-4, 160 yds., 0 TD.

RECEIVING — Buffalo: Piccone 5-57-1 TD, Butler 4-95, Gant 2-41
Patriots: Jackson 4-87, Francis 2-27, Westbrook 1-27.

Miami 39, Patriots 24

Miami, Nov. 29 — In the first Thursday Night game ever for both clubs, division rivals New England and Miami squared off before a sellout crowd for the AFC East championship. Before the Patriots could cross the goalline, the Dolphins surged to a 10-0 lead, but the Patriots responded with a 17 point second quarter to take a 17-13 lead to the locker room at the half. Dolphins QB Don Strock was limited to just 62 passing yds. (3 of 12) in the first half and was replaced in the second half by Bob Griese. The veteran signal caller responded by directing the Dolphins to scores on both of their possession in the third quarter, and coupled with a safety after Dwight Wheeler snapped the ball out of the end zone on a punt attempt, the Dolphins jumped to a 29-17 lead. In the final stanza, Miami widened its lead to 39-17 on a Ewe von Schamann 27 yd. FG and Larry Csonka's third TD run of the night. On the final play of the game, Grogan hit Carlos Pennywell with a 13 yd. TD strike, Pennywell's only TD reception of the year. Grogan had an impressive 327 yard passing performance, his fourth game of the year over the 300 yd. mark. Russ Francis was lost for the season in the third quarter, suffering a concussion in the third quarter while diving for a Grogan pass at the Dolphin 3. Steve Nelson made 8 tackles while Sam Hunt was runnerup with 6 hits. Ray Clayborn and Prentice McCray added interceptions and Ray Hamilton a QB sack to the Patriots defensive cause. The loss was the Patriots second straight and dropped them to second place with a 8-6 record behind the Dolphins who took over sole possession as AFC East kingpin with a 9-5 mark.

Patriots	0	17	0	7	— 24		NE	MIA
Miami	3	10	16	10	— 39	First Downs	21	22
Mia — von Schamann FG 31						Rushes-Yards	25-93	41-170
Mia — Csonka 1 Run (Uwe von Schamann Kick)						Passing Yards	327	152
NE — Jackson 16 pass from Grogan (Smith kick)						Total Yards	420	322
NE — Morgan 38 pass from Grogan (Smith kick)						Had QB Sacked	4-23	1-11
Mia — Safety, Wheeler snapped ball over punters head and into endzone						Passes	39-21-2	22-11-2
Mia — Csonka 1 run (von Schamann kick)						Punts	3-35.3	4-48.0
Mia — von Schamann FG 27						Fumbles/Lost	3-3	1-0
Mia — Csonka 1 run (von Schamann kick)						Penalties/Yds.	8-80	7-45
NE — Pennywell 13 pass from Grogan (Smith kick)						A — 75,037 paid, 69,174 actual		

INDIVIDUAL LEADERS

RUSHING — Patriots: Ivory 11-45, Calhoun 12-34, 2-14.
Miami: Csonka 22-88-3, TDs, D. Williams 9-36, G. Davis 8-26.

PASSING — Patriots: Grogan 39-21-2, 350 yds., 3 TDs
Miami: Griese 10-8-0, 101 yds., 1 TD, Strock 12-3-2, 62 yds., 1 TD.

RECEIVING — Patriots: Morgan 5-124 1TD, Jackson 5-105 1TD, Ivory 57.
Miami: Cefalo 2-53, Moore 2-48 1TD, Nathan 2-30, Hardy 1-20.

DID YOU KNOW—

Entering the 1980 season, the Patriots have not allowed an opposing rusher to gain over 100 yards in 24 consecutive regular season games?

New York Jets 27, Patriots 26

New York, Dec. 9 — Following a nine day break after the Thursday night loss to Miami, the Patriots traveled to Shea Stadium for a rematch with the Jets. The Jets entered the game with a 6-8 record and were seeking revenge for a 56-3 lambasting by the Patriots at Schaefer on September 9th. What resulted was a see-saw contest that found the Jets scoring first on a Richard Todd to Derrick Gaffney pass for 13 yds. late in the first quarter. The Jets nosed their way to a 17-12 half time lead, but the Patriots emerged from the locker room for the second half and scored on their first possession of the third stanza, a drive started at the Jets 19 following a 35 yd. punt return by Stanely Morgan. Sam Cunningham dove over from the one to put the Patriots on top 19-17, but the Jets rebounded with 10 more points to run their lead to 27-19. With just 1:39 remaining, Steve Grogan found Stanley Morgan open and connected with the speedster for their second scoring combination of the day, a 39 yd. play. The PAT by John Smith was good, but an onside kick on the ensuing kickoff was unsuccessful and the Jets held on to a narrow 27-26 lead to raise their record to 7-8. The loss dropped the Patriots to 8-7 and coupled with Miami's 28-10 win at Detroit, Erhardt's charges were eliminated from any post season action. Stanley Morgan recorded his fifth game of the season in surpassing the 100 yd. receiving mark while Sam Cunningham made his first return to action following a three game break to nurse an ankle injury. Cunningham injured his knee late in the game and was placed on the injured reserve list the following week. On defense, Steve Nelson led all tacklers with 8 primary stops and 6 assists, while the entire defense recorded three sacks of Richard Todd to raise their NFL leading season total to 56 sacks.

Patriots	0	12	7	7	—	26
New York	7	10	7	3	—	27

NY — Gaffney 13 pass from Todd (Jacobs kick)
 NE — Smith FG 47
 NE — Safety, Ramsey ran out of endzone
 NE — Morgan 48 pass from Grogan (Smith kick)
 NY — Newton 1 run (Jacobs kick)
 NY — Jacobs FG 39
 NE — Cunningham 1 run (Smith kick)
 NY — Todd 8 run (Jacobs kick)
 NY — Jacobs FG 25
 NE — Morgan 39 pass from Grogan (Smith kick)

	NE	NYJ
First Downs	19	20
Rushes-Yards	36-107	41-154
Passing Yards	213	127
Total Yards	320	281
Had QB Sacked	5-34	3-21
Passes	35-15-0	27-10-0
Punts	8-32.2	8-42.0
Punts	8-32.2	8-42.0
Fumbles	4-1	1-0
Penalties/Yds.	6-50	6-60

A — 60,372 paid, 45,131 actual

INDIVIDUAL LEADERS

RUSHING: Patriots: Ivory 17-54, Cunningham 14-29-1 TD, Grogan 3-11.
 NY Jets: Dierking 19-93, Gaines 15-44, Todd 2-6-1 TD.

PASSING: Patriots: Grogan: 35-15-0, 247 yds., 2 TDs
 NY Jets: Todd: 27-10-0, 148 yds., 1 TD.

RECEIVING: Patriots: Morgan 6-129-2, Jackson 3-48, Westbrook 2-29
 NY Jets: Dierking 2-43, Jones 2-38, Harper 2-22, Gaffney 2-21.

Patriots 27, Minnesota 23

Foxboro, Dec. 16 — Having been eliminated from any playoff competition, the Patriots set out against the Vikings to win and insure a fourth straight season above the .500 mark. Following a 24 yd. Rick Danmeier FG at 11:41 of the third quarter, the Vikings surged to a 16-7 lead. The Patriots fought from behind with 20 fourth quarter points and held off a last minute aerial attack by Tommy Kramer to seal a 27-23 victory. Kramer set a Schaefer Stadium and Vikings club record for attempts (61), completions (35) and most first downs by passing (18). Harold Jackson recorded the 24th 100 yd. receiving game of his career and surpassed the 1,000 yd. season receiving mark for the third time in his 12 year NFL career. Jackson became the first Patriots ever to cross the 1,000 yard mark and was joined by Stanley Morgan as the third year pro from Tennessee also transcended the 1,000 yd. season receiving mark. CB Ray Clayborn led all tacklers with 10 stops and added one interception.

Minnesota	6	7	3	7	—	23
Patriots	7	0	0	20	—	27

Minn — Brown 1 run (Danmeier kick)
 NE — Ivory 5 pass from Grogan (Smith kick)
 Minn — R. Miller 1 run (Danmeier kick)
 Minn — Danmeier 24 FG
 NE — Calhoun 1 run (Smith kick)
 NE — Jackson 40 pass from Grogan (Smith kick)
 NE — Smith FG 42
 MINN — Young 13 pass from Kramer (Danmeier kick)
 NE — Smith FG 30

	MINN	NE
First Downs	30	14
Rushes-Yard	29-154	24-69
Passing Yards	299	222
Total Yards	453	291
Had QB Sacked	1-9	1-6
Passes	61-35-1	27-13-1
Punts	5-38.2	7-36.1
Fumbles/Lost	0-0	1-0
Penalties/Yards	4-52	1-10

A — 57,985 paid, 54,719 actual

INDIVIDUAL LEADERS

RUSHING: — Minnesota: Young 16-80, Brown 6-20, Kramer 4-50
 New England: Calhoun 10-37, Ivory 10-12, Grogan 4-20.

PASSING: — Minnesota: Kramer 61-35-1, 308 yds., 1 TD
 New England: Grogan 26-12-1, 204 yds., 2 TDs

RECEIVING: — Minnesota: Young 15-116-1, Rashad 8-68, Brown 4-35
 New England: Jackson 5-147-1, Morgan 3-29, Calhoun 2-16.

1979 STATISTICAL HIGHLIGHTS

*Patriots established themselves as a big play team via the pass, setting a club record for net passing yards in a season (3218) and by leading the NFL in TD receptions (30) and most average yards per completion (15.9). They also sported the NFL's top two ranked receivers in terms of yards per catch average: STANLEY MORGAN (22.8) and HAROLD JACKSON (22.5).

*Ranked as the third best team defense in the NFL, the Patriots extended a streak to 24 consecutive games in which they have not allowed an opposing rusher to cross the century mark in a single game. Along with the Jets, they were one of only two teams to lay claim to that honor during the 16 games 1979 NFL slate.

*The Patriots defense was tops in the NFL in sacks (57) and yards allowed per carry (3.4)

*STEVE GROGAN shared honors with Brian Sipe of Cleveland for most TD passes in the NFL (28), but was tops in the league in TD percentage (6.6), having made 423 attempts as compared to Sipe's 535 attempts.

GROGAN ranked 30th in AFC rushing ratings (62 — 368 — 5.8 avg.), for top honors among all QB's in the NFL. He outdistanced Seattle's Jim Zorn (46-279) and Archie Manning of New Orleans (35-186) for that honor.

*STANLEY MORGAN (1001) and HAROLD JACKSON (1013) became the first Patriots ever to record 1,000 yard receiving seasons. MORGAN made his first Pro Bowl appearance ever and led the NFL in TD receptions (12). JACKSON, a 12 year vet, had the third 1,000 yard receiving season of his career and ran his career total for 100 yard plus receiving games to 24.

*SAM CUNNINGHAM toiled with several injuries during the year but narrowly edged HORACE IVORY for team rushing honors. CUNNINGHAM (159-563) topped IVORY (143-522) by 41 yards and moved closer behind Patriots all time rushing leader Jim Nance (1323-5323) as he moved his seven year career totals to 1290-5163.

*JOHN SMITH surprised everyone by returning from a severe leg injury in 1978 to lead the NFL in scoring with 115 points. In the process, he broke the club record of 111 points for most points by kicking in a season, a record in 1964 by Smith's kicking coach, Gino Cappelletti.

*RAY CLAYBORN snapped the three year streak of MIKE HAYNES for leadership on the Patriots interception list. CLAYBORN finished with five interceptions and 15 pass deflections while HAYNES had three interceptions and eight pass deflections.

*STEVE NELSON was the runaway winner in the tackle department, amassing 134½ stops. TIM FOX was in second and the top secondary tackler with 70½ while RAY HAMILTON was third at 68½ and was the top tackler along the defensive line for the fifth straight year.

*ALLAN CLARK finished sixth in the AFC in kickoff returns with a 22.3 avg. (37-816).

*TONY MCGEE matched his '78 production of 11½ sacks, running his career total to 78½. Appropriately enough his jersey number is 78.

*BILL LENKAITIS started all 16 games in '79, as he extended his games played as a Patriot total to 125, tops among active Patriots. HAROLD JACKSON has now played in 160 games for three clubs after starting all 32 games for the Patriots over the last two seasons. TIM FOX has started 59 straight games since missing the opener of his rookie year with an injury. MIKE HAYNES had a consecutive game starting streak of 58 snapped in game #15 vs. the Jets when a rib injury forced him from the starting lineup. STEVE GROGAN has now started 65 consecutive regular season games as well as two playoff games.

*RICK SANFORD became the first Patriot since Roland Moss to return a blocked punt for a TD when he did so with a blocked Bucky Dilts punt on 11-18 vs. Baltimore. Roland Moss was the last Patriot to do so when he hit paydirt on a 10 yard blocked punt return against Buffalo on 11-14-71.

*The Patriots had a fine 6-2 record in the regular season at Schaefer, losing only two games on home turf in '79. Both losses (to Pittsburgh and Buffalo) came by identical overtime scores of 16-13.

1979-80 TRADES

August 15, 1979 — Offensive tackle Leon Gray traded to Houston for Oilers first and sixth round draft selection in 1980 plus cash.

February 7, 1980 — Patriots trade their own sixth round draft choice in 1980 to Cleveland for DE Mike St. Clair and their tenth round pick in 1981 for DE Ernest Price.

April 17, 1980 — Patriots trade undisclosed draft choice to Minnesota for RB Chuck Foreman.

RECORDS SET OR EQUALLED IN 1979

(Old record in parenthesis)

INDIVIDUAL

- Most Pts. by Kicking, Season, 115, John Smith (111, Gino Cappelletti, 1964)
Most TDs, Receiving, Game, (TIED), 3, Harold Jackson vs. Jets 9-9 (accomplished many times)
Most TDs, Receiving, Season, 12, Stanley Morgan (10, Jim Colcough, 1962)
Most TDs, Season, 13, (TIED), Stanley Morgan (12r, 1pr) (Steve Grogan, 1976)
Most TD Passes, Game, (TIED), 5, Steve Grogan vs. Jets 9-9 (Babe Parilli twice)
Most Punt Returns for TD, Game, (TIED) 1, Stanley Morgan vs. Balt. 11-18 (1, Mike Haynes, vs Buff. 11-7-76, vs. Denver 11-28-76)
Most PATs, Attempted, Game, (TIED) 8, John Smith 9-9 vs. Jets (8 vs. Jets 10-29-78, David Posey)
Most PATs, Made, Game, 8, John Smith vs. Jets 9-9 (7, Dave Posey vs. Jets 10-29-78)
Most Yards Receiving, Season, 1013, Harold Jackson and 1002, Stanley Morgan (872, Randy Vataha, 1971)
Highest Average Gain (35 Min.), Season, Morgan 22.8 and Jackson 22.5 (21.7, Jim Colcough, 1962)

TEAM

Offense

- Most Pts., Game, 56 vs. Jets 9-9 (55, vs. Jets 10-29-78)
Most Pts., Quarter, 27 (2nd) vs. Balt. 11-18 (24, vs. Cinn 12-1-68 and vs. Den. 11-28-76)
Most TDs, Game, (TIED), 8 vs. Jets 9-9 (8 vs. Jets 10-29-78)
Most First Downs, Passing, Season, 159 (144, 1964)
Most Net Yards, Game, 597 vs. Jets 9-9 (529 vs. Jets 10-29-78)
Most Pass Completions, Season, 237 (229, 1964)
Most Net Passing Yards, Season, 3218 (3166, 1964)
Most TD Passes, Game, 6 vs. Jets 9-9 (5, many times)
Consecutive Games Scoring, 73, 9-28-75 thru 12-16-79 (last shutout was by Houston, 7-0 on 9-21-75)

Defense

- Fewest First Downs Allowed, Game, 5 vs Chicago, 10-14 (6 vs. Seattle 10-9-77)
Most First Downs Allowed, Game, 30 by Minn. 12-16 (29 by Miami 12-12-72)
Most Passing First Downs Allowed, Game, (TIED), 17 by Minn. 12-16 (17 by Houston 10-13-61 and by Minn. 12-13-70)
Fewest First Downs Allowed by Penalty, Game, 0, accomplished five times (vs GB, Det, Chicago, Buffalo and Minn.)
Most Pass Attempts Allowed, Game, 61, Minn. 12-16 (Tommy Kramer) (56 by Den., 9-21-62 and NY Jets, 10-2-66)

1979 AWARDS

PETE BROCK — 1776 Fan Club Unsung Hero

ALLAN CLARK — 1776 Fan Club Rookie of the Year

RAY CLAYBORN — PRO FOOTBALL WEEKLY Player of the Week

STEVE GROGAN — NEA Third Down Award, 1776 Fan Club MVP, PRO FOOTBALL WEEKLY Player of the Week (9/9)

JOHN HANNAH — Pro Bowl (starter), Budweiser Offensive Lineman of the Year, NEA all-NFL, AP all-NFL, AP all-AFC, UPI all-NFL, UPI all-AFC Pro FB Writers all-NFL, SPORTING NEWS all-AFC, FOOTBALL DIGEST Offensive Lineman of the Year, Forrest Gregg NFL Offensive Lineman of the Year.

MIKE HAYNES — Pro Bowl (starter), AP all-NFL (2nd team), UPI all-NFL, UPI all-AFC, SPORTING NEWS all-AFC, PRO FOOTBALL WEEKLY all-AFC.

STANLEY MORGAN — Pro Bowl

STEVE NELSON — UPI all-AFC (2nd team)

RICK SANFORD — PRO FOOTBALL WEEKLY All Rookie Team

1979

BEST INDIVIDUAL SINGLE-GAME PERFORMANCES

Yards Rushing	116	Horace Ivory vs. Baltimore (11/18/79)
Rushing Attempts	23	Horace Ivory vs. Buffalo (11/25/79)
TDs Rushing	1	Many Times
Yards Passing	350	Twice — Steve Grogan vs. Buffalo (11/4) (35-19-1, 3 TD) and vs. Miami (11/29) (39-21-2Int., 3 TD)
Passing Attempts	39	Steve Grogan vs. Miami (11/29/79)
Passes Completed	21	Twice — Steve Grogan vs. Chicago (10/14) and vs. Miami (11/29)
TDs Passing	5	Steve Grogan vs. N.Y. Jets (9/9/79)
Yards Receiving	158	Stanley Morgan vs. Buffalo (11/4/79)
Receptions	6	Twice: Horace Ivory vs. Miami (11/29) Stanley Morgan vs. Jets (12/9)
TDs Receiving	3	Harold Jackson vs. Jets (9/9) tied club record.
Interceptions	2	Mike Hawkins vs. Miami (10/21) 1 TD.
Field Goals	3	John Smith vs. Baltimore (11/18) 3 of 3 (24-29-42)
Longest Punt	58	Eddie Hare vs. Pittsburgh (9-3)

BEST TEAM SINGLE-GAME PERFORMANCES

Yards Rushing	248	vs. Baltimore (11/18/79)
Rushing Attempts	49	vs. Buffalo (11/25/79)
TDs Rushing	2	5 times: vs. Jets (9/9), vs. San Diego (9/23), Baltimore (11/18)
Yards Passing	375	vs. NY Jets (9/9/79)
Passing Attempts	39	vs. Miami (11/29/79)
Passes Completed	21	Twice vs. Chicago (10/14), vs. Miami (11/29).
TDs Passing	6	Grogan vs. NY Jets. Owen vs. NY Jets.

FINAL NFL STANDINGS — 1979

AFC

Eastern Division

	W	L	T	Pct.	Pts.	Opp
*Miami	10	6	0	.625	341	257
N. England	9	7	0	.563	411	326
N.Y. Jets	8	8	0	.500	337	383
Buffalo	7	9	0	.438	268	279
Baltimore	5	11	0	.313	271	351

Central Division

#Pittsburgh	12	4		.750	416	262
*Houston	11	5		.688	362	331
Cleveland	9	7		.563	359	352
Cincinnati	4	12		.250	337	421

Western Division

#San Diego	12	4	0	.750	411	246
*Denver	10	6	0	.625	289	262
Seattle	9	7	0	.563	378	372
Oakland	9		0	.563	365	337
Kansas City	7		0	.438	238	262

#Division Champion

NFC

Eastern Division

	W	L	T	Pct.	Pts.	Opp
*Dallas	11	5	0	.688	371	313
#Phila.	11	5	0	.688	339	282
Wash.	10	6	0	.625	348	295
N.Y. Giants	6	10	0	.375	237	323
St. Louis	5	11	0	.313	307	358

Central Division

#Tampa Bay	10	6	0	.625	273	237
*Chicago	10	6	0	.625	306	249
Minnesota	7	9	0	.438	259	337
Green Bay	5	11	0	.313	246	316
Detroit	2	12	0	.125	219	365

Western Division

#Los Angeles	9	7	0	.563	323	309
N. Orleans	8	8	0	.500	370	360
Atlanta	6	10	0	.375	300	388
San Fran.	2	12	0	.125	308	416

*Wild Card for playoffs

PLAYOFF RESULTS

WILD CARD ROUND

@Houston 13, Denver 7

DIVISION PLAYOFFS

@Philadelphia 27, Chicago 17

Houston 17, @ San Diego 14

@Pittsburgh 34, Miami 14

@Tampa Bay 24, Philadelphia 17

Los Angeles 21, @ Dallas 19

@Pittsburgh 27, Houston 13

Los Angeles 9, @ Tampa Bay 0

PITTSBURGH 31, LOS ANGELES 19

NFC 37, AFC 27

CHAMPIONSHIP GAMES

SUPER BOWL at Rose Bowl

PRO BOWL at Hula Bowl

The following records relate to service with the Patriots and reflect only regular season activity; post-season play-off competition is excluded.

SERVICE

MOST

Seasons—	12	Tom Neville, 1965-74, 76-77
	11	Gino Cappelletti, 1960-70
		Jim Hunt 1960-70
		Houston Antwine, 1961-71
		Jon Morris, 1964-74
Games—	160	Tom Neville, 1965-74, 76-77
	153	Gino Cappelletti, 1960-70
	147	Jim Hunt, 1960-70
		Len St. Jean, 1964-73

SCORING

MOST POINTS

Career—	1130	Gino Cappelletti, 1960-70
	439	John Smith, 1974-79
	276	Jim Nance, 1965-71
Season—	155	Gino Cappelletti, 1964 (7-td, 38-xp*, 25-fg)
	147	Gino Cappelletti, 1961 (8-td, 48-xp, 25-fg)
		*includes one two-point conversion
Game—	28	Gino Cappelletti, vs. Hou., Dec. 18, 1965
		(2-td, 4-xp, 4-fg)
	24	Gino Cappelletti, vs. Buff., Nov. 15, 1964
		(3-td, 6-xp*)
		*includes one two-point conversion
Most Seasons Leading League—	5	Gino Cappelletti, 1961, 63-66

TOUCHDOWNS

MOST

Career—	46	Jim Nance, 1965-71 (45-r, 1-p)
	45	Sam Cunningham (39r, 6p)
	42	Gino Cappelletti, 1960-70 (42-p)
		Larry Garron, 1960-68 (15r, 26-p, 1rt)
Season—	13	Stan Morgan (12p, 1 Ret)
	13	Steve Grogan, 1976 (12-r, 1-f)
	12	Mack Herron, 1974 (7-r, 5-p)
Game—	3	Billy Lott, vs. Buff., Oct. 22, 1961 (3-p)
		Billy Lott, vs. Oak., Dec. 9, 1961 (2-r, 1-p)
		Larry Garron, vs. Oak., Oct. 16, 1964 (1-r, 2-p)
		Gino Cappelletti, vs. Buff., Nov. 15, 1964 (3-p)
		Larry Garron, vs. S.D., Oct. 23, 1966 (1-r, 2-p)
		Jim Whalen, vs. Miami, Oct. 15, 1967 (3-p)
		Sam Cunningham at Buffalo, Oct. 20, 1974 (3-r)
		Mack Herron vs. Buffalo, Nov. 3, 1974 (1-r, 2-p)
		Sam Cunningham at Buffalo, Nov. 23, 1975
		(2-r, 1-p)
		Harold Jackson vs Jets Sept. 9, 1979 (3-p)

POINTS AFTER TOUCHDOWN (KICKS)

MOST ATTEMPTS

Career—	353	Gino Cappelletti, 1960-70
	211	John Smith, 1974-79
Season—	50	Gino Cappelletti, 1961
	49	John Smith, 1976 and 1979
Game—	8	David Posey, vs. N.Y. Jets, Oct. 29, 1978
	8	John Smith vs. N.Y. Jets, Sept. 9, 1979
	7	Gino Cappelletti, vs. Buff., Oct. 22, 1961
		John Smith, vs. Oakland, Oct. 3, 1976

MOST MADE

Career—	342	Gino Cappelletti, 1960-70
	202	John Smith, 1974-79
Season—	48	Gino Cappelletti, 1961
	46	John Smith, 1979
Game—	8	John Smith, vs. N.Y. Jets, Sept. 9, 1979
	7	David Posey, vs. N.Y. Jets, Oct. 29, 1978
	7	Gino Cappelletti, vs. Buff., Oct. 22, 1961

FIELD GOALS

MOST ATTEMPTS

Career—	333	Gino Cappelletti, 1960-70
	119	John Smith, 1974-79
Season—	39	Gino Cappelletti, 1964
	38	Gino Cappelletti, 1963
	33	John Smith, 1979

- Game— 7 Gino Cappelletti, vs. S.D., Sept. 20, 1964
 Gino Cappelletti, vs. Buff., Sept. 24, 1967
 Gino Cappelletti, vs. Cin., Nov. 16, 1969
 Most Seasons Leading League—
 3 Gino Cappelletti, 1961, 63-64

MOST MADE

- Career— 176 Gino Cappelletti, 1960-70
 79 John Smith, 1974-79
 Season— 25 Gino Cappelletti, 1964
 23 John Smith, 1979
 Game— 6 Gino Cappelletti, vs. Den., Oct. 4, 1964
 4 Accomplished 9 times, Last: John Smith at San Diego, Nov. 9, 1975
 Game (No Misses)— 6 Gino Cappelletti, vs. Den., Oct. 4, 1964
 Longest Made— 53 Gino Cappelletti, vs. N.Y. Jets, Nov. 28, 1965
 51 Gino Cappelletti, vs. Denver, Nov. 20, 1964
 Charlie Gogolak, vs. Miami, Oct. 17, 1971

MISCELLANEOUS SCORING

MISSED FG RETURN FOR TD

- 91 Ron Burton, vs. Den., Nov. 11, 1962

BLOCKED FG RETURN FOR TD—

- 45 Larry Carwell, vs. Cinci., Sept. 17, 1971

BLOCKED PUNT FOR TD—

- 8 Rick Sanford, vs. Balt. Nov. 18, 1979
 0 Leroy Moore vs. Oakland, Nov. 17, 1961
 20 Don Webb vs. San Diego, Dec. 17, 1961

SAFETY—

- Accomplished 16 times, Last: Team vs. N.Y. Jets, Dec. 9, 1979, Tim Fox vs. Buff., Dec. 10, 1978

(NOTE: See fumble section for scoring on fumbles)

RUSHING

MOST ATTEMPTS

- Career— 1323 Jim Nance, 1965-71
 1290 Sam Cunningham, 1973-79
 763 Larry Garron, 1960-68
 Season— 299 Jim Nance, 1966
 270 Sam Cunningham, 1977
 269 Jim Nance, 1967
 Game— 38 Jim Nance, vs. Oak., Oct. 30, 1966 (208 yards)
 34 Jim Nance, vs. Buff., Sept. 24, 1967 (185 yards)
 Seasons Leading League—
 3 Jim Nance, 1966-67, 69

MOST YARDAGE

- Career— 5323 Jim Nance, 1965-71
 5163 Sam Cunningham, 1973-79
 2981 Larry Garron, 1960-68
 Season— 1458 Jim Nance, 1966
 1216 Jim Nance, 1967
 Game— 208 Jim Nance, vs. Oak., Oct. 30, 1966 (38 att)
 185 Jim Nance, vs. Buff., Sept. 24, 1967 (34 att)
 Seasons Leading League—
 2 Jim Nance, 1966-67

LONGEST RUN FROM SCRIMMAGE—

- 85 Larry Garron, vs. Buff., Oct. 22, 1961 (td)
 80 Carl Garrett, vs. Miami, Nov. 9, 1969 (td)

HIGHEST AVG. GAIN

- Career (450 Atts.)—
 4.16 Carl Garrett, 1969-72 (537-2,235)
 4.02 Jim Nance, 1965-71 (1,323-5,323)
 4.00 Sam Cunningham, 1973-79 (1,290-5,163)
 Season (100 Atts)—
 5.59 Don Calhoun, 1976 (129-721)
 5.04 Carl Garrett, 1969 (137-691)
 4.89 Sam Cunningham, 1974 (166-811)
 Game (10 Atts)—
 11.60 Larry Garron, vs. Buff., Oct. 22, 1961 (10-116)
 11.36 Sam Cunningham, at Buffalo Oct. 20, 1974 (11-125)

MOST TOUCHDOWNS

- Career— 45 Jim Nance, 1965-71
 39 Sam Cunningham, 1973-79
 Season— 12 Steve Grogan, 1976
 11 Horace Ivory, 1978
 11 Jim Nance, 1966
 9 Sam Cunningham, 1974
 Game— 3 Sam Cunningham at Buffalo, Oct. 20, 1974
 2 By many players Last: Horace Ivory at N.Y. Jets, Nov. 19, 1978
 Seasons Leading League—
 1 Jim Nance, 1966

PASSING

MOST ATTEMPTS

Career—	2413	Vito (Babe) Parilli, 1961-67
	1666	Steve Grogan, 1975-79
	1503	Jim Plunkett, 1971-75
Season—	473	Vito (Babe) Parilli, 1964
	426	Vito (Babe) Parilli, 1965
Game—	50	Vito (Babe) Parilli, vs. N.Y. Jets, Nov. 14, 1965
	48	Tom Sherman, vs. K.C., Nov. 17, 1968

MOST COMPLETIONS

Career—	1140	Vito (Babe) Parilli, 1961-67
	831	Steve Grogan, 1975-79
	729	Jim Plunkett, 1971-75
Season—	228	Vito (Babe) Parilli, 1964
	206	Steve Grogan, 1979
	193	Jim Plunkett, 1973
Game—	25	Ed (Butch) Songin, vs. Dall. Texans, Nov. 18, 1960
		Vito (Babe) Parilli, vs. K.C., Nov. 17, 1963
		Vito (Babe) Parilli, vs. Oak., Oct. 16, 1964
		Steve Grogan, at Buffalo, Nov. 23, 1975
	22	Vito (Babe) Parilli, vs. N.Y. Jets, Nov. 14, 1965

PASSING EFFICIENCY (Pct)

Career (500 Attempts)—		
	.4987	Steve Grogan, 1975-79
	.4850	Jim Plunkett, 1971-75
Season—	.553	Vito (Babe) Parilli, 1962
	.525	Vito (Babe) Parilli, 1961
	.525	Steve Grogan, 1977
Game (20 Attempts)—		
	.800	Vito (Babe) Parilli, vs. Miami, Oct. 15, 1967 (20-16)
	.714	Ed (Butch) Songin, vs. Dall. Texans, Nov. 18, 1960 (35-25)

Most Seasons Leading League

1 Vito (Babe) Parilli, 1961

MOST YARDAGE

Career—	16,747	Vito (Babe) Parilli, 1961-67
	12,211	Steve Grogan, 1975-79
	9,932	Jim Plunkett, 1971-75
Season—	3,465	Vito (Babe) Parilli, 1964
	3,286	Steve Grogan, 1979
Game—	422	Vito (Babe) Parilli, vs. Oak., Oct. 16, 1964
	379	Vito (Babe) Parilli, vs. N.Y. Jets, Dec. 17, 1966

Seasons Leading League—

1 Vito (Babe) Parilli, 1964

Longest Completion—

- 88 Jim Plunkett, vs. Balt., Dec. 19, 1971
(to Randy Vataha-td)
- 87 Tom Sherman, vs. N.Y. Jets, Oct. 27, 1968
(to Jim Whalen td)

MOST TOUCHDOWNS

Career—	132	Vito (Babe) Parilli, 1961-67
	89	Steve Grogan, 1975-79
	62	Jim Plunkett, 1971-75
Season—	31	Vito (Babe) Parilli, 1964
	28	Steve Grogan, 1979
	22	Ed (Butch) Songin, 1960
Game—	5	Steve Grogan, vs. N.Y. Jets Sept. 9, 1979
	5	Vito (Babe) Parilli, vs. Buff., Nov. 15, 1964
		Vito (Babe) Parilli, vs. Miami, Oct. 15, 1967
	4	Ed (Butch) Songin, vs. Den., Sept 16, 1961
		Vito (Babe) Parilli, vs. Oak., Oct. 16, 1964
		Jim Plunkett, vs. Buff., Nov. 14, 1971
		Steve Grogan vs. N.Y. Jets, Oct. 29, 1978
Seasons Leading League—		
	1	Vito (Babe) Parilli, 1964
	1	Steve Grogan, 1979 (tied Brian Sipe of Cleveland with 28)

HAD INTERCEPTED

(Fewest)

Career (500 Attempts)—		
	24	Ed (Butch) Songin, 1960-61
	44	Myron (Mike) Taliaferro, 1968-70
Season—	8	Vito (Babe) Parilli, 1962 (253 att)
	9	Vito (Babe) Parilli, 1961 (198 att)
		Ed (Butch) Songin, 1961 (212 att)
Game—	0	Accomplished 8 times, Last: Steve Grogan vs. Cinn., Sept. 16, 1979 (26 att.) and vs. Miami, Oct. 21, 1979 (24 att.)

(Most)

Career—	138	Vito (Babe) Parilli, 1961-67
	102	Steve Grogan, 1975-79
	87	Jim Plunkett, 1971-75

Season—	27	Vito (Babe) Parilli, 1964
	26	Vito (Babe) Parilli, 1965
Game—	6	Vito (Babe) Parilli, vs. Den., Sept. 3, 1967
	5	Vito (Babe) Parilli, vs. N.Y. Jets, Oct. 31, 1964
		Vito (Babe) Parilli, vs. Buff., Sept. 11, 1965
		Myron (Mike) Taliaferro, vs. N.Y. Jets, Oct. 27, 1968
		Steve Grogan, at Baltimore, Dec. 21, 1975
		Steve Grogan, at Detroit, Oct. 10, 1976.
Lowest Percentage Season—		
	3.2	Vito (Babe) Parilli, 1962 (8-253)
	3.8	Ed (Butch) Songin, 1960 (15-392)
Seasons Leading League		
Fewest—	2	Vito (Babe) Parilli, 1961 (tied) -62
	1	Ed (Butch) Songin, 1961 (tied)
Most—	1	Vito (Babe) Parilli, 1964 (tied)

RECEIVING

MOST RECEPTIONS

Career—	292	Gino Cappelletti, 1960-70
	283	Jim Colclough, 1960-68
Season—	53	Reggie Rucker, 1973
	51	Art Graham, 1966
		Randy Vataha, 1971
Game—	11	Art Graham, vs. K.C., Nov. 20, 1966 (134 yards)
	10	Tony Romeo, vs. K.C., Nov. 17, 1963 (149 yards)

YARDAGE

Career—	5,001	Jim Colclough, 1960-68
	4,589	Gino Cappelletti, 1960-70
Season—	1,013	Harold Jackson, 1979
	1,002	Stanley Morgan, 1979
	872	Randy Vataha, 1971
	868	Jim Colclough, 1962
Game—	170	Stanley Morgan vs. Balt., Nov. 26, 1978
	167	Art Graham, vs. Hou., Nov. 6, 1964 (8)
Longest Reception—		
	88	Randy Vataha, vs. Balt., Dec. 19, 1971 (from Jim Plunkett-td)
	87	Jim Whalen, vs. N.Y. Jets, Oct. 27, 1968 (from Tom Sherman-td)

AVERAGE GAIN

Career (150 Min.)—		
	17.7	Jim Colclough, 1960-68 (283-5,001)
	17.2	Randy Vataha, 1971-76 (178-3055)
Season (35 Min.)—		
	22.8	Stanley Morgan, 1979 (44-1,002)
	22.5	Harold Jackson, 1979 (45-1,013)
	21.7	Jim Colclough, 1962 (40-868)
	20.1	Harold Jackson, 1978 (37-743)
Game (4 Min.)—		
	35.5	Jim Colclough, vs. N.Y. Jets, Oct. 6, 1962 (4-142)
	35.0	Aaron Marsh, vs. N.Y. Jets, Sept. 22, 1968 (4-140)

TOUCHDOWNS

Career—	42	Gino Cappelletti, 1960-70
	39	Jim Colclough, 1960-68
Season—	12	Stanley Morgan, 1979
	10	Jim Colclough, 1962
	9	Jim Colclough, 1960-61
		Gino Cappelletti, 1965
		Randy Vataha, 1971
Game—	3	Billy Lott, vs. Buff., Oct. 22, 1961
		Gino Cappelletti, vs. Buff., Nov. 15, 1964
		Jim Whalen, vs. Mia., Oct. 15, 1967
		Harold Jackson, vs. Jets, Sept. 9, 1979

INTERCEPTIONS BY

MOST

Career—	29	Ron Hall, 1961-67
	24	Nick Buoniconti, 1962-68
Season—	11	Ron Hall, 1964
	8	Bob Suci, 1963
		Mike Haynes, 1976
Game—	3	Gino Cappelletti, vs. Oak., Oct. 16, 1960
		Ross O'Hanley, vs. Hou., Nov. 18, 1962
		Ron Hall, vs. S.D., Sept. 20, 1964
		Nick Buoniconti, vs. Buff., Oct. 20, 1968
		Mike Haynes at N.Y. Jets, Nov. 21, 1976

YARDAGE

Career—	476	Ron Hall, 1961-67
	366	Don Webb, 1961-62, 64-71
Season—	277	Bob Suci, 1963
	182	Prentice McCray, 1976
Game—	118	Prentice McCray, at N.Y. Jets, Nov. 21, 1976 (2)
	110	Bob Suci, vs. Hou., Nov. 1, 1963 (2)
Longest Return—	98	Bob Suci, vs. Hous., Nov. 1, 1963 (TD)
	87	Ron Hall, vs. Den., Sept. 18, 1966

TOUCHDOWNS

Career—	2	John Charles, 1967-69
		Bob Suci, 1963
		Don Webb, 1961-62, 64-71
		Prentice McCray, 1976
Season—	2	Don Webb, 1961
		Bob Suci, 1963
		Prentice McCray, 1976
Game—	2	Prentice McCray at N.Y. Jets, Nov. 21, 1976

PUNTING

MOST PUNTS

Career—	377	Tom Yewcic, 1961-67
	243	Tom Janik, 1969-71
Season—	87	Tom Janik, 1971
	86	Tom Janik, 1970
Game—	11	Jim Fraser, vs. N.Y. Jets, Oct. 2, 1966
	10	Tom Greene, vs. Hou., Dec. 18, 1960
		Tom Yewcic, vs. Buff., Dec. 1, 1963
		Tom Yewcic, vs. Buff., Nov. 15, 1964
		Bob Scarpitto, vs. Oak., Oct. 6, 1968

YARDAGE

Career—	14,553	Tom Yewcic, 1961-67
	9,516	Tom Janik, 1969-71
Season—	3,364	Tom Janik, 1970
	3,249	Tom Janik, 1971
Game—	436	Bob Scarpitto, vs. Oak., Oct. 6, 1968 (10)
	417	Tom Yewcic, vs. Buff., Nov. 15, 1964 (10)
Longest Punt—	87	Bob Scarpitto, vs. Den., Sept. 29, 1968
	70	Tom Yewcic, vs. N.Y. Jets, Nov. 28, 1965

HIGHEST AVERAGE YARDAGE

Career (100 Punts)—	40.0	Terry Swanson, 1967-68 (127)
	39.2	Tom Janik, 1969-71 (243)
Season (Qualifiers)—	41.5	Tom Janik, 1969
	40.7	Tom Yewcic, 1965
Game (4 Punts)—	50.8	Terry Swanson, vs. Cin., Dec. 1, 1968 (4)
	48.8	Tom Yewcic, vs. Den., Sept. 29, 1963 (4)

PUNT RETURNS

MOST

Career—	86	Mike Haynes, 1976-78
	78	Stanley Morgan, 1977-79
	74	Mack Herron, 1973-75
Season—	45	Mike Haynes, 1976
	35	Mack Herron, 1974
Game—	6	Fred Bruney, vs. Buff., Sept. 23, 1961
		Ron Burton, vs. Oak., Sept. 13, 1964
		Mack Herron vs. Cleveland, Nov. 10, 1974
Most Seasons Leading League—	1	Fred Bruney, 1961
		Ron Burton, 1962

MOST YARDAGE

Career—	1,007	Mike Haynes, 1976-79
	888	Mack Herron, 1973-75
Season—	608	Mike Haynes, 1976
	517	Mack Herron, 1974
Game—	156	Mike Haynes vs. Buff., Nov. 7, 1976
	133	Stanley Morgan vs. Buffalo, Nov. 20, 1977
	126	Billy Johnson, vs. Hou., Nov. 5, 1967

LONGEST PUNT RETURN

89	Mike Haynes, vs. Buff., Nov. 7, 1976(TD)
80	Stanley Morgan, vs. Baltimore, Nov. 18, 1979(TD)
66	Mack Herron vs. Baltimore, Oct. 6, 1974

HIGHEST AVG. YARDAGE

Career (20 Returns)—	12.0	Mack Herron, 1973-75 (74-888)
	11.9	Mike Haynes, 1976-78 (83-991)
Season (Qualifiers)—	14.8	Mack Herron, 1974
	13.8	Stanley Morgan, 1977

Game (3 Returns)—

39.0 Mike Haynes vs. Buff., Nov. 7, 1976 (4)
33.3 Stanley Morgan vs. Buff. Nov. 20, 1977 (4)

TOUCHDOWNS

Career— 2 Mike Haynes, 1976-79
Season— 2 Mike Haynes, 1976
Game— 1 Mike Haynes, vs. Buff., Nov. 7, 1976
Mike Haynes, vs. Den., Nov. 28, 1976
Stanley Morgan, vs. Balt., Nov. 18, 1979

KICKOFF RETURNS

MOST

Career— 92 Carl Garrett, 1969-72
89 Larry Garron, 1960-68
Season— 41 Mack Herron, 1973
36 Willie Porter, 1968
Game— 8 Willie Porter, vs. N.Y. Jets, Sept. 22, 1968
6 by many players.
Last: Allen Carter, at Baltimore, Dec. 21, 1975
Most Seasons Leading League—
1 Raymond Clayborn, 31.0 (28-869), 1977

YARDAGE—

Career— 2,299 Larry Garron, 1960-68
2,251 Carl Garrett, 1969-1972
Season— 1,092 Mark Herron, 1973
879 Allen Carter, 1975
869 Ray Clayborn, 1977
Game— 206 Allen Carter, at Baltimore, Dec. 21, 1975
175 Carl Garrett, vs. Buff., Oct. 11, 1969

LONGEST

101 Raymond Clayborn, at Balt., Dec. 18, 1977 (TD)
100 Raymond Clayborn, at N.Y. Jets, Oct. 2, 1977 (TD)
99 Allen Carter, at Balt., Dec. 21, 1975 (TD)
95 Larry Garron, vs. Buff., Nov. 3, 1962 (TD)

HIGHEST AVG. YARDAGE

Career (20 Returns)—
26.9 Raymond Clayborn, 1977-79 (57-1,538)
27.2 Allen Carter, 1975-76 (33-898)
25.8 Larry Garron, 1960-68, (89-2,299)
Season (Qualifiers)—
31.0 Raymond Clayborn, 1977
28.5 Larry Garron, 1962
28.4 Jess Phillips, 1976
Game (3 Returns)—
49.3 Ron Burton, vs. Dall. Texans, Nov. 3, 1961 (3)
46.0 Mack Herron, vs. S.D., Dec. 2, 1973 (3)

TOUCHDOWNS

Career— 3 Raymond Clayborn, 1977
2 Larry Garron, 1960-68
1 Ron Burton, 1960-65
Mack Herron, 1973-75
Allen Carter, 1975
Season— 3 Raymond Clayborn, 1977
Game— 1 Accomplished 8 times Last: Raymond Clayborn, vs. Balt., Dec. 18, 1977 (101 yards—TD)

FUMBLES

MOST

Career— 47 Sam Cunningham, 1973-79
42 Vito (Babe) Parilli, 1961-67
Season— 37 Larry Garron, 1960-68
12 Mack Herron, 1974
Sam Cunningham, 1975
Steve Grogan, 1979
Game— 4 Vito (Babe) Parilli, vs. Den., Nov. 6, 1966
3 Accomplished 6 times, Last Sam Cunningham vs. Buff., Oct. 24, 1976.

MOST OWN RECOVERIES

Career— 19 Vito (Babe) Parilli, 1961-67
12 Larry Garron, 1960-68
Season— 6 Vito (Babe) Parilli, 1963
5 Vito (Babe) Parilli, 1964
Game— 2 Accomplished 6 times, Last: Andy Johnson vs Balt., Sept., 18, 1978.

MOST OPPONENT RECOVERIES

Career— 15 Jim Hunt, 1960-70
13 Bob Dee, 1960-67
13 Raymond Hamilton, 1973-79
Season— 5 Bob Dee, 1961
4 Jack Rudolph, 1960
Larry Eisenhauer, 1964
John Sanders, 1975
Steve Nelson, 1978

Game— 3 Steve Nelson, vs. Phila., Oct. 8, 1978
 2 By 15 Players
 Last: Raymond Hamilton at
 St. Louis, Sept. 10, 1978

MOST RETURN YARDAGE

Career— 82 Don Webb, 1961-62, 64-71
 67 Jim Hunt, 1960-70
 Season— 52 Chuck Shonta, 1960
 51 Jim Hunt, 1968
 Game— 52 Chuck Shonta, vs. N.Y. Titans, Sept. 17, 1960
 (1-opp)
 51 Jim Hunt, vs. Hou., Dec. 15, 1968 (1-opp)

LONGEST RETURN

52 Chuck Shonta, vs. N.Y. Titans, Sept. 17, 1960
 (TD)
 51 Jim Hunt, vs. Hou., Dec. 15, 1968

TOUCHDOWNS

Own Fumbles Recovered For TD—
 1 Five Players
 Last: Steve Grogan vs. N.Y.
 Jets, Oct. 18, 1976 (6 yds.)
 Opponents' Fumbles Recovered For TD—
 1 Eight Players
 Last: Ray Hamilton at St.
 Louis, Nov. 2, 1975 (23 Yds.)

ALL-TIME TEAM RECORDS

OFFENSE VICTORIES

MOST

Season— 11 1978
 11 1976
 10 1964

SCORING

MOST POINTS SCORED

Season— 413 1961
 411 1979
 Game— 56 N.Y. Jets, Sept. 9, 1979
 55 N.Y. Jets, Oct. 29, 1978
 52 Buffalo, Oct. 22, 1961
 Quarter— 1st: 21 at Miami, Dec. 15, 1974
 1st: 21 N.Y. Jets, Oct. 29, 1978
 2nd: 27 Baltimore, Nov. 18, 1979
 Denver, Nov. 28, 1976
 3rd: 22 Dallas Texans, Nov. 18, 1960
 4th: 22 Oakland, Oct. 16, 1964

FEWEST POINTS SCORED

Season— 149 1970
 192 1972
 Game— 0 11 times
 Last: Houston, Sept. 21, 1975

MOST TOUCHDOWNS

Season— 52 1961
 49 1979
 48 1976
 Game— 8 N.Y. Jets, Sept. 9, 1979
 8 N.Y. Jets, Oct. 29, 1978
 7 Buffalo, Oct. 22, 1961
 Oakland, Oct. 3, 1976

FEWEST TOUCHDOWNS

Season— 18 1970
 24 1972

MOST POINTS AFTER TOUCHDOWN

Season— 48 1961
 46 1979
 43 1976

FEWEST POINTS AFTER TOUCHDOWN

Season— 17 1970
 24 1972

MOST FGS ATTEMPTED

Season— 39 1964
 38 1963
 Game— 7 San Diego, Sept. 20, 1964
 Buffalo, Sept. 24, 1967
 Cincinnati, Nov. 16, 1969

FEWEST FGS ATTEMPTED

Season— 16 1972
 17 1975

MOST FGS MADE

Season—	25	1964
	23	1979
	22	1963
Game—	6	Denver, Oct. 4, 1964
	4	Many times, Last: vs. San Diego, Nov. 9, 1975 (John Smith)

FEWEST FGS MADE

Season—	8	1960, 1970, 1972
	9	1975

FIRST DOWNS**MOST TOTAL**

Season—	322	1978
	318	1979
	260	1976
Game—	31	Houston, Dec. 11, 1966
	30	N.Y. Jets, Sept. 9, 1979
	29	Oakland, Dec. 9, 1961 N. Y. Jets, Oct. 18, 1976

FEWEST TOTAL

Season—	166	1969
	181	1968

MOST RUSHING

Season—	181	1978
	150	1976
Game—	21	Denver, Nov. 28, 1976
	18	New York Jets, Oct. 18, 1976

FEWEST RUSHING

Season—	55	1965
	63	1970

MOST PASSING

Season—	159	1979
	144	1964
	133	1975
Game—	20	Oakland, Oct. 16, 1964
	18	at Buffalo, Nov. 23, 1975

FEWEST PASSING

Season—	87	1969
	94	1968, 1971

MOST PENALTY

Season—	29	1965
	27	1979
	26	1975
Game—	7	Houston, Sept. 19, 1965
	5	Miami, Dec. 17, 1967 Baltimore, Oct. 7, 1973 at San Diego, Nov. 9, 1975 Detroit, Oct. 7, 1979

FEWEST, PENALTY

Season—	11	1971
	14	1977

**TOTAL YARDS
(Net Yards Rushing and Passing)****MOST**

Season—	5,965	1978
	5,470	1979
	4,736	1962
Game—	597	N.Y. Jets, Sept. 9, 1979
	529	N.Y. Jets, Oct. 29, 1978
	498	at Buffalo, Nov. 23, 1975

FEWEST

Season—	2,626	1970
	3,127	1968

RUSHING OFFENSE**MOST ATTEMPTS**

Season—	671	1978
	603	1977
Game—	62	Denver, Nov. 28, 1976
	55	Oakland, Oct. 30, 1966 Seattle, Oct. 9, 1977

FEWEST ATTEMPTS

Season—	334	1970
	363	1960

MOST YARDS

Season—	3,165	1978
	2,948	1976
Game—	332	Denver, Nov. 28, 1976
	330	New York Jets, Oct. 18, 1976

FEWEST YARDS

Season—	1,040	1970
	1,117	1965

MOST TOUCHDOWNS

Season—	30	1978
	24	1976
Game—	4	New York Jets, Sept. 8, 1963
		Oakland, Oct. 3, 1976
		New York Jets, Oct. 18, 1976
		Miami, Oct. 22, 1978
		New York Jets, Oct. 29, 1978

FEWEST TOUCHDOWNS

Season—	7	1971
	8	1965, 1968

PASSING**MOST ATTEMPTS**

Season—	476	1964
	475	1960
	475	1979
Game—	50	Houston, Sept. 19, 1965
		N.Y. Jets, Nov. 14, 1965

FEWEST ATTEMPTS

Season—	305	1977
	309	1976

MOST COMPLETIONS

Season—	237	1979
	229	1964
	223	1960
Game—	27	Dallas, Nov. 18, 1960
	26	Kansas City, Nov. 17, 1963

FEWEST COMPLETIONS

Season—	146	1976
	159	1971

MOST NET YARDS

Season—	3,218	1979
	3,166	1964
	2,800	1978
Game—	405	Oakland, Oct. 16, 1964
	366	Kansas City, Nov. 17, 1963
	365	N.Y. Jets, Sept. 9, 1979

FEWEST NET YARDS

Season—	1,586	1970
	1,746	1976

MOST TOUCHDOWNS

Season—	31	1964
	30	1979
	29	1961
Game—	6	N.Y. Jets, Sept. 9, 1979
	5	Many times. Last: Buffalo, Nov. 15, 1964
	4	Many times.
		Last: N.Y. Jets, Oct. 29, 1978

FEWEST TOUCHDOWNS

Season—	7	1970
	10	1972

MOST HAD INTERCEPTED

Season—	33	1968
	32	1967
Game—	6	Denver, Sept. 3, 1967
		Buffalo, Dec. 9, 1967
		Kansas City, Oct. 11, 1970

FEWEST HAD INTERCEPTED

Season—	13	1962
	16	1971

PUNTING**MOST PUNTS**

Season—	96	1968
	87	1971
Game—	11	New York Jets, Oct. 2, 1966
	10	Houston, Dec. 18, 1960
		Buffalo, Dec. 1, 1963; Nov. 15, 1964
		Oakland, Oct. 6, 1967

FEWEST PUNTS

Season—	61	1973; 1978
	64	1961

MOST YARDS

Season—	3,831	1968
	3,364	1970
Game—	436	Oakland, Oct. 6, 1968
	417	Buffalo, Nov. 15, 1964

FEWEST YARDS

Season—	2,137	1978
	2,297	1973

HIGHEST AVG.

Season—	41.5	1969
	40.5	1967
Game—	50.8	Cincinnati, Dec. 1, 1968
	48.8	Denver, Sept. 29, 1963

LOWEST AVG.

Season—	34.6	1977
	35.0	1978

PUNT RETURNS**MOST**

Season—	48	1976
	47	1978
Game—	7	Houston, Nov. 5, 1967
		Accomplished 8 times. Last: vs. Buff., Nov. 20, 1977.

FEWEST RETURNS

Season—	17	1972
	23	1969

MOST YARDS

Season—	628	1976
	533	1974
Game—	167	Buffalo, Nov. 7, 1976
	139	Buffalo, Nov. 20, 1977

FEWEST YARDS

Season—	37	1972
	138	1962

HIGHEST AVG.

Season—	13.3	1974
	13.1	1976

LOWEST AVG.

Season—	2.2	1972
	5.3	1962, 1968

MOST TOUCHDOWNS

Season—	2	1976
Game—	1	Buffalo, Nov. 7, 1976
		Denver, Nov. 28, 1976
		Baltimore, Nov. 18, 1979

KICKOFF RETURNS**MOST**

Season—	73	1967
	71	1968
Game—	10	Buffalo, Dec. 9, 1967
	9	Oakland, Oct. 16, 1964
		New York Jets, Sept. 22, 1968
		Dallas, Oct. 24, 1971

FEWEST

Season—	39	1977
	46	1976

MOST YARDS

Season—	1,520	1975
	1,442	1968
Game—	245	Dallas, Oct. 24, 1971
	230	at Baltimore, Dec. 21, 1975

FEWEST YARDS

Season—	1,051	1977
	1,087	1976

HIGHEST AVG.

Season—	26.9	1977
	24.1	1973

LOWEST AVG.

Season—	19.7	1967
	19.9	1965

MOST TOUCHDOWNS

Season—	3	1977
	2	1961
	1	1962, 1973, 1975
Game—	1	Eight times—Last: at Baltimore, Dec. 8, 1977

PENALTIES**MOST**

Season—	112	1977
	102	1976
Game—	14	at Cincinnati, Oct. 15, 1978
	13	vs. Kansas City, Sept. 18, 1977

FEWEST

Season—	50	1973
	52	1962

MOST YARDS

Season—	931	1977
	914	1976
Game—	125	at Cincinnati, Oct. 15, 1978
		New York Jets, Oct. 29, 1978
	124	Oakland, Oct. 3, 1976

FEWEST YARDS

Season—	456	1962
	467	1964

FUMBLES

MOST

Season—	51	1973
	43	1975
Game—	8	Baltimore, Oct. 7, 1973
	6	Accomplished 7 times, Last: vs. Miami, Dec. 15, 1974

FEWEST

Season—	15	1969
	18	1970

MOST TOTAL RECOVERED

Season—	43	1973
	36	1975
Game—	8	at Pittsburgh, Sept. 26, 1976 (2-6)
	7	Kansas City, Oct. 23, 1964 (4-3)

FEWEST TOTAL RECOVERED

Season—	19	1969
	21	1965

MOST OWN RECOVERED

Season—	25	1973
	21	1975
Game—	5	Baltimore, Oct. 7, 1973
	4	Oakland, Dec. 16, 1962
		Kansas City, Oct. 23, 1964

FEWEST OWN RECOVERED

Season—	5	1969, 1970
	8	1968, 1971

TOTAL DEFENSE (Net Rushing and Passing)

MOST NET YARDS ALLOWED

Season—	5,248	1972
	4,810	1969
Game—	540	Houston, Oct. 13, 1961
	528	New York Jets, Dec. 17, 1966

FEWEST NET YARDS ALLOWED

Season—	3,638	1977
	3,834	1963
Game—	86	Baltimore, Oct. 23, 1977
	115	Houston, Dec. 18, 1965

Scoring

MOST POINTS ALLOWED

Season—	446	1972
	406	1968
Game—	52	at Miami, Nov. 12, 1972
	48	Oakland, Oct. 22, 1967
		at New York Jets, Oct. 27, 1968
Shutout Game—	52	at Miami, Nov. 12, 1972
	34	at Dallas Texans, Dec. 11, 1960

FEWEST POINTS ALLOWED

Season—	217	1977
	236	1976
Game—	0	Accomplished 8 times, Last: vs. Seattle, Oct. 9, 1977 and vs. N.Y. Jets, Oct. 13, 1974.

RUSHING ALLOWED

MOST ATTEMPTS ALLOWED

Season—	560	1973
	555	1975
Game—	58	New York Jets, Oct. 14, 1973
	54	New York Jets, Oct. 15, 1972

FEWEST ATTEMPTS ALLOWED

Season—	310	1963
	350	1961

MOST YARDS

Season—	2,850	1973
	2,717	1972
Game—	360	Buffalo, Sept. 16, 1973
	349	vs. Buffalo, Dec. 14, 1975

FEWEST YARDS

Season—	1,041	1961
	1,107	1963
Game—	2	San Diego, Dec. 17, 1961
	19	Houston, Nov. 1, 1963

MOST TOUCHDOWNS

Season—	27	1972
	22	1968
Game—	6	New York Jets, Oct. 27, 1968
	4	Oakland, Nov. 4, 1960
		Dallas, Sept. 8, 1962
		Buffalo, Sept. 16, 1973

FEWEST TOUCHDOWNS

Season—	7	1966
	8	1977

PASSING ALLOWED

MOST ATTEMPTS ALLOWED

Season—	530	1964
	509	1966
Game—	61	Minn., Dec. 16, 1977
	56	Denver, Sept. 21, 1962
		New York Jets, Oct. 2, 1966

FEWEST ATTEMPTS ALLOWED

Season—	240	1973
	325	1972
Game—	7	New York Jets, Oct. 14, 1973
		Buffalo, Dec. 9, 1973
	9	New York Jets, Oct. 15, 1972

MOST COMPLETIONS ALLOWED

Season—	261	1964
	247	1966
Game—	35	Minn., Dec. 16, 1979
	28	New York Jets, Oct. 2, 1966

FEWEST COMPLETIONS ALLOWED

Season—	134	1973
	170	1971
Game—	1	New York Jets, Oct. 14, 1973
	2	Buffalo, Dec. 9, 1973

MOST NET YARDS ALLOWED

Season—	3,356	1966
	3,217	1964
Game—	467	Minn., Dec. 16, 1979
	448	Houston, Oct. 13, 1961

FEWEST NET YARDS ALLOWED

Season—	1,338	1973
	2,033	1977
Game—	0	New York Jets, Oct. 14, 1973
	8	New York Jets, Oct. 10, 1971

MOST TOUCHDOWNS ALLOWED

Season—	28	1967
	27	1961
Game—	5	Kansas City, Sept. 25, 1966
		Oakland, Oct. 22, 1967

FEWEST TOUCHDOWNS ALLOWED

Season—	11	1973
	16	1971, 1976 and 1977

FIRST DOWNS ALLOWED

MOST TOTAL ALLOWED

Season—	289	1972
	283	1979
	278	1969
Game—	30	Minn., Dec. 16, 1979
	29	Miami, Nov. 12, 1972

FEWEST TOTAL ALLOWED

Season—	215	1973 and 1977
	219	1967
Game—	5	Chicago, Oct. 14, 1979
	6	Seattle, Oct. 9, 1977
	7	Houston, Dec. 18, 1965
	7	Houston, Sept. 21, 1975

MOST RUSHING

Season—	144	1972
	142	1969, 1973
Game—	19	New York Jets, Oct. 15, 1972
	19	vs. Buffalo, Dec. 14, 1975
	18	Buffalo, Sept. 16, 1973

FEWEST RUSHING

Season—	59	1963
	61	1967
Game—	0	Houston, Nov. 1, 1963
		Miami, Oct. 15, 1967
		Buffalo, Oct. 20, 1968

MOST PASSING

Season—	165	1964
	153	1966
Game—	17	Houston, Oct. 13, 1961
		Minn., Dec. 13, 1970
		Minn., Dec. 16, 1979

FEWEST PASSING

Season—	67	1973
	105	1970
Game—	1	New York Jets, Oct. 14, 1973
	2	Accomplished 7 times, Last: vs. Cinn., Sept. 16, 1979 and vs. Seattle, Oct. 9, 1977

MOST PENALTY

Season—	28	1968
	24	1960
Game—	7	Oakland, Oct. 6, 1968
	6	New York Jets, Oct. 27, 1968

FEWEST PENALTY

Season—	6	1973
	11	1974
	13	1965
Game—	0	Many times—Last: at Miami, Dec. 18, 1978

INTERCEPTIONS BY PATRIOTS**MOST**

Season—	31	1964
	29	1963
Game—	7	at New York Jets, Nov. 21, 1976
	6	Houston, Nov. 1, 1963 New York Jets, Sept. 27, 1964

FEWEST

Season—	8	1970
	10	1972

MOST YARDS

Season—	645	1963
	505	1976
Game—	204	Houston, Nov. 1, 1963
	145	at New York Jets, Nov. 21, 1976

FEWEST YARDS

Season—	105	1973
	165	1975

MOST TOUCHDOWNS

Season—	3	1962, 1963, 1976
	2	1961, 1967, 1971, 1974
Game—	2	Houston, Nov. 1, 1963
		at New York Jets, Nov. 21, 1976

FEWEST TOUCHDOWNS

Season—	0	1960, 1965, 1966, 1970, 1972, 1973, 1977
	1	1964, 1968, 1969, 1975, 1978, 1979

(Regular Season Only)**INDIVIDUAL****Seasons Played**

11	Gino Cappelletti (1960-70)
	Jim Hunt (1960-70)
	Houston Antwine (1961-71)
	Jon Morris (1964-74)

Games Played

152	Gino Cappelletti (1960-70)
-----	----------------------------

Games Scoring

60	John Smith (1975-78)
----	----------------------

Pats Made

106	Gino Cappelletti (196-66)
42	John Smith (1976-78)

Games, FG Made

11	Gino Cappelletti (11-1-63 to 10-9-64)
----	---------------------------------------

Passing Attempts None Intercepted

138	Butch Songin (1960)
105	Butch Songin (1960)

Games, Reception Made

42	Jim Colclough (1960-63)
27	Gino Cappelletti (1961-63)

Games, Interception Made

4	Mike Haynes (1976)
---	--------------------

TEAM**Victories**

7	(1978)
7	(1976-77)

Games, Scoring

73	(9-28-75 to 12-16-79)
----	-----------------------

PATRIOTS ALL-TIME ROSTER

Acks, Ron (LB), Illinois	1972-73	Clayborn, Ray (CB), Texas	1977-79
Adams, Bob (TE), Pacific	1973-74	Cloutier, Dave (DB), Maine	1964
Adams, Julius (DE), Texas So.	1971-79	Cohen, Abe (G), Chattanooga	1960
Adams, Sam (OG), Prairie View	1972-79	Colclough, Jim (WR), B. C.	1960-68
Addison, Tom (LB), South Carolina	1960-67	Coleman, Dennis (LB), Mississippi	1971
Allard, Don (QB), Boston College	1962	Conn, Dick (S), Georgia	1975-79
Anderson, Bob (RB), Colorado	1975	Corbett, Steve (G), Boston College	1975
Anderson, Ralph (S), W. Texas State	1973	Corcoran, Jim (QB), Maryland	1968
Antwine, Houston (DT), So. Illinois	1961-71	Costick, Ray (LB), Miss. St.	1977-79
Ashton, Josh (RB), Tulsa	1972-74	Crabtree, Eric (WR), Pittsburgh	1971
Atchason, Jack (OE), Western Illinois	1960	Crawford, Jim (RB), Wyoming	1960-64
Atessis, Bill (DE), Texas	1971	Cross, Bob (OT), Kilgore Jr. Col.	1960
Avezzano, Joe (C), Florida State	1966	Crouthamel, Jake (RB), Dartmouth	1960
Bailey, Bill (RB), Cincinnati	1969	Crow, Albert (DT), William & Mary	1960
Baker, Melvin (WR), Texas Southern	1975	Crump, Harry (RB), Boston College	1963
Ballou, Mike (LB), UCLA	1970	Cryder, Bob (G), Alabama	1978-79
Banks, Willie (G), Alcorn A & M	1973	Cudzik, Walt (C), Purdue	1960-63
Barnes, Bruce (P), UCLA	1973-74	Cunningham, Jay (DB), Bwl. Grn.	1965-67
Barnes, Pete (LB), So. University	1976-77	Cunningham, Sam (RB), So. Cal	1973-79
Barnes, Rodrigo (LB), Rice	1974-75	Cusick, Pete (NT), Ohio State	1975
Beach, Walter (DB), Central Mich.	1960-61	Damkroger, Maury (LB), Nebraska	1974
Beaudoin, Doug (S), Minnesota	1976-79	Danenbauer, Bill (DE), Emporia	1960
Beer, Tom (TE), Houston	1970-72	Davis, Jack (G), Maryland	1960
Bell, Bill (K), Kansas	1973	Dawson Bill (LB-TE-DE), Florida St.	1965
Bellino, Joe (RB), Navy	1965-67	Dee, Bob (DE), Holy Cross	1960-67
Bennett, Phil (LB), Miami	1960	Delucca, Gerry (OT), Mid. Tenn. St.	1960-64
Berger, Ron (DE), Wayne State	1969-72	Dimitroff, Tom (QB), Miami (O)	1960
Beverly, Randy (DB), Colorado St.	1970-71	Discenzo, Tony (OT), Michigan St.	1960
Biscaha, Joe (OE), Richmond	1960	Dorsey, Nate (DE), Mississippi Val.	1973
Bishop, Richard (NT), Louisville	1976-79	Dowling, Brian (QB), Yale	1972-73
Blahak, Joe (CB), Nebraska	1976	Dressler, Doug (RB), Chico State	1975
Blanchard, Dick (LB), Tulsa	1972	Dukes, Mike (LB), Clemson	1964-65
Blanks, Sid (RB), Texas A & I	1969-70	Du Lac, Bill (G), Eastern Mich	1974-75
Bolton, Ron (DB), Norfolk State	1972-75	Dumler, Doug (C), Nebraska	1973-75
Boudreaux, Jim (DE), Louis. Tech	1966-68	Durko, Sandy (S), Southern Cal	1973-74
Boyd, Greg (S), Arizona	1973	Edmonds, Randy (LB), Geo. Tech	1971
Boyd, Greg (DE), San Diego State	1977-78	Eisenbauer, Larry (DE), B. C.	1962-69
Bramlett, John (LB), Memphis St.	1969-70	Falcon, Terry (G), Montana	1978-79
Briscoe, Marlin (WR), Nebraska (Omaha)	1976	Farmer, Lon (LB), Chattanooga	1964-66
Brock, Pete (C), Colorado	1976-79	Feacher, Ricky (WR), Miss. Val. St.	1976
Brown, Barry (TE-LB), Florida	1969-70	Feldhausen, Paul (OT), N' rthl'nd	1968-69
Brown, Bill E. (LB), Syracuse	1960	Felt, Dick (DB), Brigham Young	1962-66
Brown, Sidney (CB), Oklahoma	1978	Forte, Ike (RB), Arkansas	1976-77
Bruney, Fred (DB), Ohio State	1960-62	Foster, Will (LB), E. Michigan	1973-74
Bryant, Hubie (WR), Minnesota	1971-72	Fox, Tim (S), Ohio State	1976-79
Buben, Mark (DL), Tufts	1979	Francis, Russ (TE), Oregon	1975-79
Bugenhagen, Gary (OT-G), Syracuse	1969-70	Fraser, Jim (LB-P), Wisconsin	1966
Buoniconti, Nick (LB), Notre Dame	1962-68	Frazier, Charley (WR), Texas So.	1969-70
Burks, Steve (WR), Arkansas State	1975-77	Funchess, Tom (OT), Jack. St.	1968-70
Burton, Ron (RB), Northwestern	1960-65	Fussell, Tom (DE), LSU	1967
Byrd, Dennis (DT), North Carolina State	1968	Gallaher, Allen (OT), Southern Cal.	1974
Cagle, John (DT-LB-G), Clemson State	1969	Gamble, R. C. (RB), So. Car. St.	1968-69
Calhoun, Don (RB), Kansas State	1975-79	Gardin, Ron (WR), Arizona	1971
Canale, Justin (G), Mississippi St.	1965-68	Garrett, Carl (RB), N. Mex. High	1969-72
Canale, Whit (DE), Tennessee	1968	Garrett, J. D. (RB), Grambling	1964-67
Cappadona, Bob (RB), Northeastern	1966-67	Garron, Larry (RB), Western Ill.	1960-68
Cappelletti, Gino (WR-K-DB), Minn.	1960-70	Geddes, Bob (LB), UCLA	1973-75
Carter, Allen (RB), Southern Cal.	1975-76	Germany, Willie (S), Morgan State	1976
Carter, Kent (LB), Southern Cal.	1974	Gipson, Paul (RB), Houston	1973
Carwell, Larry (DB), Iowa State	1969-72	Gladieux, Bob (RB), Notre Dame	1969-72
Cash, Rick (DT), N. E. Missouri	1972-73	Gogolak, Charlie (K), Princeton	1970-72
Cavanaugh, Matt (QB), Pittsburgh	1978-79	Golic, Bob (LB), Notre Dame	1979
Caveness, Ron (LB), Arkansas	1968-69	Gonzalez, Noe (RB), SW Texas St.	1974
Chandler, Al (TE), Oklahoma	1976-79	Graff, Neil (QB), Wisconsin	1974-75
Chandler, Edgar (LB), Georgia	1973	Graham, Art (WR), Boston Col.	1963-68
Chapple, Dave (P), Cal. (Santa Barbara)	1974	Graham, Milt (OT), Colgate	1961-63
Charles, John (DB), Purdue	1967-69	Graves, White (DB), LSU	1965-67
Cheyunski, Jim (LB), Syracuse	1968-72	Gray, Leon (OT), Jackson State	1973-78
Christy, Richard (RB), North Carolina	1960	Green, Jerry (RB), Georgia Tech	1960
Cindrich, Ralph (LB), Pittsburgh	1972	Greene, Tom (QB), Holy Cross	1960
Clark, Allen (RB), Northern Arizona	1979	Grogan, Steve (QB), Kansas St.	1975-79
Clark, Gail (LB), Michigan State	1974		
Clark, Phil (DB), Northwestern	1971		

Hagen, Halvor (G-DE), Weber St. 1971-72
Haggerty, Mike (OT-DE), Miami 1971
Hall, Ron (DB), Missouri Valley 1961-67
Hamilton, Ray (DE), Oklahoma 1973-79
Hammond, Kim (QB), Florida State .. 1968-70
Hannah, John (G), Alabama 1973-79
Hanneman, Craig (DE) Oregon State . 1974-75
Hare, Eddie (P) Tulsa 1979
Harris, Rickie (DB) Arizona 1971-72
Hasselbeck, Don (TE) Colorado 1977-79
Hauser, Art (DT) Xavier 1960
Hawkins, Mike (OLB) Texas A&I 1978-79
Hayman, Conway (G) Delaware 1972
Haynes, Mike (CB) Arizona State .. 1976-79
Henke, Karl (OT) Tulsa 1969
Hennessey, Tom (DB) Holy Cross 1965-66
Herock, Ken (LB) West Virginia 1969
Herron, Mack (RB) Kansas State 1973-75
Hinton, Eddie (WR) Oklahoma 1974
Hoey, George (DB) Michigan 1972-73
Holmes, Ernie (NT) Texas Southern 1978
Howard, Bob (CB) San Diego State 1975-77
Huarte, John (QB) Notre Dame 1966-67
Hudson, Bill (DT) Clemson 1965
Hunt, Jim Lee (DT) Prairie View 1960-70
Hunt, Kevin (OT) Doane 1973
Hunt, Sam (LB) S. F. Austin 1974-79
Hyland, Bob (C) Boston College 1977

Ilg, Ray (LB) Colgate 1967-68
Imhof, Martin (DE) San Diego State 1975
Ivory, Horace (RB) Oklahoma 1977-79

Jackson, Harold (WR) Jackson State . 1978-79
Jackson, Honor (DB) Pacific. 1972-73
Jacobs, Harry (DE-LB) Bradley 1960-62
Jacobs, Ray (DT) Howard Payne 1969
Jagielski, Harry (DT) Indiana 1960-61
Janik, Tom (DB-P) Texas A & I 1969-71
Jarvis, Ray (WR) Norfolk State 1979
Jenkins, Ed (RB) Holy Cross 1974
Johnson, Andy (RB) Georgia . 1974-76, 78, 79
Johnson, Billy (DB) Nebraska 1966-69
Johnson, Daryl (DB) Morgan State 1968-71
Johnson, Ellis (RB) S. E. Louisiana . . 1965-66
Johnson, Joe (OE) Boston College . . 1960-61
Johnson, Preston (RB) Florida A & M. . . 1968
Jones, Ezell (OT) Minnesota. 1969-70
Jordan, Shelby (OT) Wash. (Mo) 1975, 77-79

Kadziel, Ron (LB) Stanford 1972
Kapp, Joe (QB) California 1970
Kecman, Dan (LB) Maryland 1970
Keeton, Durwood (S) Oklahoma 1975
Khayat, Ed (DT) Tulane 1966
Kimber, Bill (OE) Florida State 1961
Kiner, Steve (LB) Tennessee 1971, 73
King, Claude (RB) Houston. 1962
King, Steve (LB) Tulsa 1973-79
Klein, Dick (OT) Iowa State 1961-62
Knief, Gayle (WR) Morningside 1970
Koontz, Ed (LB) Catawba 1968
Krakau, Merv (ILB) Iowa State 1978

Larson, William (RB) Western Illinois . . . 1960
Lassiter, Ike (DE) St. Augustine's . . . 1970-71
Lawson, Odell (RB) Langston. 1970-71
Lee, Robert (G) Missouri 1960
Lenkaitis, Bill (C) Penn State 1971-79
Leo, Bobby (WR) Harvard 1967-68
Leo, Charlie (G) Indiana 1960-62
Lindquist, Paul (DT) New Hampshire . . . 1961
Livingston, Walt (RB) Heidelberg 1960
Lofton, Oscar (OE) S. E. Louisiana . . . 1960

Long, Charlie (OT) Chattanooga 1961-69
Long, Mike (OE) Brandeis 1960
Lott, Billy (RB) Mississippi 1961-63
Loud, Rommie (LB) UCLA 1961-62
Loukas, Angelo (G) Northwestern 1970
Lowery, Nick (K) Dartmouth 1978
Lunsford, Mel (DE) Central (O.) State. 1973-79

Maitland, Jack (RB) Williams 1971-72
Mallory, Irvin (DB) Virginia Union 1971
Mangum, John (DT) S. Mississippi . . . 1966-67
Marsh, Aaron (WR) Eastern Kentucky 1968-69
Marshall, Al (WR) Boise State 1974
Martin, Donald (CB) Yale 1973
Mason, Dave (S) Nebraska 1973
Massey, Jim (CB) Linfield 1974-75
Mass, Wayne (OT) Miami. 1972
Matthews, Bill (LB) South Dakota State. . 1979
Matthews, Henry (RB) Michigan State. . . 1972
May, Art (DE) Tuskegee 1971
McAlister, James (RB/KR) UCLA 1978
McCall, Bob (RB) Arizona 1973
McComb, Don (DE) Bradley 1960
McCray, Prentice (S) Arizona State . . . 1974-79
McCurry, Dave (S) Iowa State 1974
McGee, George (OT) Southern 1960
McGee, Tony (DE) Bishop (Tex) 1974-79
McKay, Bob (OT) Texas 1976-78
McKinnon, Don (LB) Dartmouth. 1963-64
McMahon, Art (DB) N. Carolina St. . . . 1968-72
McQuay, Leon (RB) Tampa 1975
Meixler, Ed (LB) Boston University 1965
Mildren, Jack (S) Oklahoma 1974
Miller, Al (RB) Boston College 1960
Mirich, Rex (DT) Northern Arizona 1970
Mitchell, Leroy (DB) Texas Southern. 1967-68
Montler, Mike (OT) Colorado 1969-72
Moore, Arthur (DT) Tulsa 1973-77
Moore, Leroy (DE) Ft. Valley State . . . 1961-62
Morgan, Stanley (WR) Tennessee 1977-79
Morris, Jon (C) Holy Cross 1964-74
Mosier, John (TE) Kansas 1973
Moss, Roland (TE) Toledo. 1971
Murphy, Bill (WR) Cornell 1968

Nance, Jim (RB) Syracuse 1965-71
Neighbors, Billy (G) Alabama 1962-1965
Nelson, Steve (LB) N. Dakota St 1974-79
Neumann, Tom (RB) Northern Michigan. 1963
Neville, Tommy (OT) Mississippi St. . . 1965-77
Nichols, Bob (TE) Boston University . 1967-68

Oakes, Don (OT) Virginia Tech. 1963-68
O'Hanley, Ross (DB) Boston College 1960-65
Osley, Willie (CB) Illinois 1974
Outlaw, John (DB) Jackson State . . . 1969-1972
Owen, Tom (QB) Wichita State. 1976-79

Parilli, Babe (QB) Kentucky 1961-67
Patrick, Mike (P) Mississippi State 1975-78
Patton, Jerry (DE) Nebraska 1975
Penneywell, Carlos (WR) Grambling 1979
Perkins, Willis (G) Texas Southern. . . . 1961
Philpott, Ed (LB) Miami (O) 1967-71
Phillips, Jess (RB) Michigan State 1976-77
Plunkett, Jim (QB) Stanford 1971-75
Pope, Ken (CB) Oklahoma 1974
Porter, Willie (DB) Texas Southern. . . . 1968
Posey, David (K) Florida 1978
Price, Kenny (LB) Iowa. 1971
Pruett, Perry (DB) North Texas State 1971
Puetz, Garry (OG) Valparaiso 1979
Purvis, Vic (WR) S. Mississippi 1966-67
Pyne, George (OT) Olivet 1965

Rademacher, Bill (WR) N. Mich. St.	1969-70	Swanson, Terry (P) Massachusetts	1967-68
Ratkowski, Ray (RB) Notre Dame	1961	Sweet, Joe (WR) Tennessee State	1974
Ray, Eddie (RB-P) LSU	1970	Sykes, Alfred (WR) Florida A & M	1971
Reilly, Kevin (LB) Villanova	1975		
Reynolds, Bob (OT) Bowling Green	1972-73	Taliaferro, Mike (QB) Illinois	1968-71
Reynolds, Tom (WR) San Diego State	1972	Tanner, John (LB-DE) Tenn. Tech	1973-74
Richardson, Al (DE) Grambling	1960	Tarver, John (RB) Colorado	1972-74
Richardson, Jesse (DT) Alabama	1962-64	Tatupu, Mosi (RB) S. California	1978-79
Richardson, Tom (WR) Jackson State 1969-70		Thomas, Donnie (LB) Indiana	1976
Robotti, Frank (LB-RB) Boston College	1961	Thomas, Gene (RB) Florida A & M	1968
Romaniszyn, Jim (LB) Edinboro St. (PA).	1976	Tipton, Dave (NT) Western Illinois	1975-76
Romeo, Tony (TE) Florida State	1962-67	Toner, Ed (DT) Massachusetts	1967-70
Romine, Al (DB) Florence State	1961	Towns, Bobby (DB) Georgia	1961
Rowe, Dave (DT) Penn State	1971-73	Trull, Don (QB) Baylor	1967
Rucker, Reggie (WR) Boston Univ.	1971-74	Turner, Bake (WR) Texas Tech	1970
Rudolph, Jack (LB) Georgia Tech	1960-65		
Sanders, John (S) South Dakota	1974-76	Vataha, Randy (WR) Stanford	1971-76
Sanford, Rick (CB/S) South Carolina	1979		
Sardisco, Tony (G) Tulane	1960-62	Walker, Mike (K) None	1972
Satcher, Doug (LB) S. Mississippi	1966-68	Washington, Clyde (DB) Purdue	1960-61
Scarpito, Bob (WR-P) Notre Dame	1968	Washington, Mark (CB) Morgan State	1979
Schaum, Greg (DE) Michigan State	1978	Watson, Dave (G) Georgia Tech	1963-64
Schmidt, Bob (OT) Minnesota	1964	Webb, Don (DB) Iowa State	1961-71
Schottenheimer, Marty (LB) Pittsbrgh. 1969-70		Webster, George (LB) Michigan State 1974-76	
Schubert, Steve (WR) UMass	1974	Weisacosky, Ed (LB) Miami	1971-72
Schwedes, Gerhardt (RB) Syracuse	1960-61	Welch, Claxton (RB) Oregon	1973
Scott, Clarence (DB) Morgan State	1969-72	Wells, Billy (RB) Michigan State	1960
Sellers, Ron (WR) Florida State	1969-71	West, Mel (DB) Missouri	1961
Sherman, Tom (QB-DB) Penn State	1968-69	Westbrook, Don (WR) Nebraska	1977-79
Shiner, Dick (QB) Maryland	1973-74	Whalen, Jim (TE) Boston College	1965-69
Shoate, Rod (LB) Oklahoma	1975-79	Wheeler, Dwight (T) Tennessee State 1978-79	
Shonta, Chuck (DB) Eastern Michigan 1960-67		White, Harvey (QB) Clemson	1960
Simerson, John (OT) Purdue	1961	White, Jeff (K-P) Texas El Paso	1973
Singer, Carl (OT) Purdue	1966-68	White, Jim (DE) Colorado State	1972
Smith, Donnell (DE) Southern Univ.	1973-74	Whittingham, Fred (LB) California Poly	1970
Smith, Hal (DT) UCLA	1960	William, J.R. (LB-C) La. Tech	1968-70
Smith, John (K) Southampton (Eng.) 1974-79		Wilson, Ed (QB) Arizona State	1965
Snyder, Al (WR) Holy Cross	1964	Wilson, Jerrel (P) S. Mississippi	1978
Soltis, Bob (DB) Minnesota	1960-61	Wilson, Joe (RB) Holy Cross	1974
Songin, Ed (Butch) (QB) B. C.	1960-61	Windsor, Bob (TE) Kentucky	1972-75
Stenger, Brian (LB) Notre Dame	1973	Wirgowski, Dennis (DE) Purdue	1970-72
Stephens, Tom (DB-TE) Syracuse	1960-64	Witt, Mel (DT) Arlington State	1967-70
Stingley, Darryl (WR) Purdue	1973-77	Wright, Elmo (WR) Houston	1975
St. Jean, Lennie (G) N. Michigan	1964-73		
Stolberg, Eric (WR) Indiana	1971	Yates, Bob (Ot-G-C) Syracuse	1960-65
Striegel, Bill (LB) College of Pacific	1960	Yewcic, Tom (P-QB) Michigan State	1961-66
Studstill, Pat (P) Houston	1972		
Sturt, Fred (G) Bowling Green	1976-78	Zabel, Steve (LB) Oklahoma	1975-78
Suci, Bob (DB) Michigan State	1963	Zamberlin, John (LB) Pacific Lutheran	1979

1980

1-a. Roland James (DB), Tennessee. 1-b. Vagas Ferguson (RB), Notre Dame (choice from Houston). 2. Larry McGrew (OLB), USC. 3. Steve McMichael (NT), Texas. 4. (choice to Los Angeles). 5. Doug McDougald (DE), VPI. 6-a. (choice to Cleveland). 6-b. Preston Brown (WR/KR), Vanderbilt (choice from Houston). 7. Tom Kearns (OG), Kentucky. 8. Mike House (TE), U. of Pacific. 9. Barry Burget (OLB), Oklahoma. 10. Tom Daniel (OC), Georgia Tech. 11. Mike Hubach (P), Kansas. 12. Jimmy Jordan (QB), Florida State.

1979

1. Rick Sanford, 25, (DB) South Carolina. 2. Bob Golic, 52, (LB) Notre Dame. 3. (Choice to Los Angeles). 4. Eddie Hare, 106, (P) Tulsa. 5. John Zamberlin, 135, (LB) Pacific Lutheran. 6. (Choice to Pittsburgh). 7. Judson Flint, 177, (DB) Memphis State (choice from Washington, choice forfeited). 8. Randy Love, 216, (RB) Houston. 9. John Spagnola, 245, (TE) Yale. 10. Martin Cox, 270, (WR) Vanderbilt (choice from Denver); Allan Clark, 271, (RB) Northern Arizona. 11. (Choice to Washington). 12. (Choice to Detroit).

1978

1. Bob Cryder, 18, (G) Alabama. 2. Matt Cavanaugh, 50, (QB) Pittsburgh. 3. Carlos Pennywell, 77, (WR) Grambling. 4. Dwight Wheeler, 102, (T) Tennessee State. 5. Bill Matthews, 129, (LB) South Dakota State. 6. Kem Coleman, 156, (LB) Mississippi. 7. Mike Hawkins, 188, (LB) Texas A&I. 8. Terry Falcon, 198, (G) Montana (choice from Buffalo through Philadelphia); Mose Tatupu, 215, (RB) Southern California. 9. Tim Petersen, 242, (LB) Arizona State. 10. Bryan Ferguson, 269, (DB) Miami. 11. Charlie Williams, 296, (LB) Florida. 12. John Gibney, 328, (C) Colgate.

1977

1. Raymond Clayborn, 16, (DB) Texas (choice from San Francisco); Stanley Morgan, 25, (WR) Tennessee. 2. Horace Ivory, 44, (RB) Oklahoma (choice from San Francisco); Don Hasselbeck, 52, (TE) Colorado. 3. Sidney Brown, 82, (DB) Oklahoma. 4. Gerald Skinner, 109, (T) Arkansas. 5. (Choice to St. Louis). 6. (Choice to Houston). 7. Ken Smith, 192, (WR) Arkansas-Pine Bluff. 8. Brad Benson, 219, (G) Penn State. 9. Jerry Vogele, 249, (LB) Michigan. 10. John Rasmussen, 276, (T) Wisconsin; Giles Alexander, 279, (DE) Tulsa (choice from Oakland). 11. Ray Costick, 303, (LB) Mississippi State. 12. Dave Preston, 333, (RB) Bowling Green.

1976

1. Mike Haynes, 5, (DB) Arizona State; Pete Brock, 12, (C) Colorado (choice from San Francisco); Tim Fox, 21, (DB) Ohio State (choice from Houston through San Francisco). 2. Ike Forte, 35, (RB) Arkansas. 3. (Choice to Chicago). 4. (Choice to Cleveland through Philadelphia). 5. (Choice to San Diego). 6. (Choice to New York Giants); Greg Boyd, 170, (DE) San Diego State. 7. (Choice to Cincinnati); Perry Brooks, 202 (DT) Southern (choice from Houston). 8. (Choice to Philadelphia); Stu Betts, 235, (RB) Northern Michigan (choice from Minnesota). 9. Doug Beaudoin, 243, (DB) Minnesota. 10. Ricky Feacher, 270, (WR) Miss. Valley. 11. Donnie Thomas, 298, (LB) Indiana. 12. Nathaniel Bell, 325, (DT) Tulane. 13. James Jones, 352, (DB) Central Michigan. 14. David Quehl, 382, (WR) Holy Cross. 15. Bernard Coleman, 409, (WR) Bethune-Cookman. 16. Clifford Brown, 436, (DT) Tuskegee. 17. Todd Anderson, 465, (C) Stanford.

1975

1. Russ Francis, 16, (TE) Oregon. 2. Rod Shoate, 41, (LB) Oklahoma. 3. Pete Cusick, 66, (DT) Ohio State. 4. Allen Carter, 86, (RB) So. California (choice from San Diego through Cleveland); Steve Burks, 91, (WR) Arkansas State. 5. Steve Grogan, 116, (QB) Kansas State; Steve Freeman, 117, (DB) Mississippi St. (choice from Philadelphia). 6. (Choice to Detroit). 7. Lawrence Williams, 172, (WR) Texas Tech. 8. (Choice to Chicago). 9. (Choice to Pittsburgh). 10. (Choice to Pittsburgh). 11. Rene Garnett, 272, (DB) Idaho State. 12. Matt Kendon, 297, (DT) Idaho State; Conredge Holloway, 306, (QB-DB) Tennessee (choice from Washington). 13. Joe Harvey, 328, (DE) Northern Michigan. 14. Tom Gossom, 353, (WR) Auburn. 15. Don Clayton, 378, (RB) Murray State. 16. Kerry Marbury, 403, (RB) West Virginia. 17. Myke Horton, 428, (T) UCLA

1974

1. (Choice to San Francisco). 2. Steve Corbett, 30, (G) Boston College (choice from Chicago); Steve Nelson, 34, (LB) North Dakota State. 3. (Choice to Chicago through Washington). 4. (Choice to Cincinnati). 5. Andy Johnson, 113, (RB) Georgia; Charlie Battle, 124, (LB-DE) Grambling (choice from Washington through New Orleans). 6. (Choice to Baltimore); Chuck Ramsey, 141, (P) Wake Forest (choice from Philadelphia). 7. (Choice to Pittsburgh); Maury Damkroger, 178, (LB) Nebraska (choice from Washington).

1973

1. John Hannah, 4, (G) Alabama; Sam Cunningham, 11, (RB) So. California (choice from Los Angeles); Darryl Stingley, 19, (WR) Purdue (choice from Chicago). 2. (Choice to Cleveland through N.Y. Giants). 3. Brad Dusek, 56, (DB) Texas A&M; Charles Davis, 79, (RB) Alcorn A&M (choice from Dallas). 4. Allen Gallaher, 82, (T) So. California. 5. Doug Dumler, 193, (C) Nebraska. 6. (Choice to New Orleans). 7. (Choice to Miami). 8. Isaac Brown, 185, (RB) W. Kentucky. 9. David Callaway, 212 (T) Texas A&M. 10. Dan Ruster, 238, (DB) Oklahoma. 11. Homer May, 264, (TE) Texas A&M. 12. Bruce Barns 290, (P) UCLA. 13. Alan Lowry, 316, (DB) Texas, 14. Raymond Hamilton, 342, (LB) Oklahoma. 15. Conde Pugh, 358, (DB) Norfolk State. 16. Mike Kutter, 394, (DE) Concordia. 17. Eddie McAshan, 418, (QB-DB) Georgia Tech.

1972

1. (Choice to Minnesota). 2. (Choice to Dallas); Tom Reynolds, 49, (WR) San Diego State (choice from Kansas City). 3. (Choice to Dallas); Jim White, 73, (DE) Colorado State U. (choice from Washington through Los Angeles). 4. (Choice to Dallas). 5. (Choice to Baltimore); Ron Bolton, 124, (DB) Norfolk State (choice from Oakland). 6. (Choice to Atlanta through New York Giants). 7. Clark Hoss, 165, (TE) Oregon State; John Tarver, 165, (RB) Colorado (choice from San Diego). 8. Steve Beyrle, 195, (G) Kansas State. 9. Mike Kelson, 220, (T) Arkansas. 10. Mel Caraway, 245, (DB) N.E. Oklahoma. 11. Rodney Cason, 269, (T) Angelo State. 12. Steve Booras, 295, (DE) Mesa J.C. 13. Sam Elmore, 325, (DB) E. Michigan. 14. Ed Rideout, 350, (WR) Boston College. 15. Joel Klimek, 375, (TE) Pittsburgh. 16. Eric Dahl, 400, (DB) San Jose State. 17. Junior Ah You, 425, (LB) Arizona State.

1971

1. Jim Plunkett, 1, (QB) Stanford. 2. Julius Adams, 27, (DT) Texas Southern. 3. (Choice to Buffalo through Oakland). 4. (Choice to Denver). 5. Tim Kelly, 105, (LB) Notre Dame. 6. David Hardt, 131, (TE) Kentucky. 7. (Choice to Oakland). 8. (Choice to Buffalo). 9. Josh Ashton, 209, (RB) Tulsa. 10. Layne McDowell, 235, (T) Iowa. 11. Dan Schneiss, 251, (TE) Nebraska. 12. John Rodman, 287, (T) Northwestern. 13. Lewis Swain, 313, (DB) Alabama A&M. 14. Alfred Sykes, 339, (WR) Florida A&M. 15. Nick McGarry, 365, (TE) Massachusetts. 16. Jim Zikmund, 391, (DB) Kearney State. 17. Ronald Leigh, 417, (DE) Elizabeth City St.

1970

1. Phil Olsen, 4, (DT) Utah State. 2. (Choice to Houston). 3. Mike Ballou, 56, (LB) UCLA. 4. Eddie Ray, 83, (DB) LSU. 5. Bob Olson, 107, (LB) Notre Dame (choice from Miami); (choice to New York Jets). 6. (Choice to Buffalo). 7. Odell Lawson, 160, (RB) Langston, Okla. 8. (Choice to New York Jets). 9. Dennis Wirgowski, 212, (DE) Purdue. 10. Henry Brown, 239, (K-WR) Missouri. 11. Dennis Bramlett, 264, (T) Texas-El Paso. 12. Greg Roero, 291, (DT) New Mex. Highlands. 13. Ronnie Shelley, 316, (DB) Troy State. 14. Garvie Crow, 343, (RB-TE) Michigan. 15. Kent Schoolfield, 368, (WR) Florida A&M. 16. Otis McDaniel, 395, (DE) Tuskegee. 17. Joe Killingsworth, 420, (WR) Oklahoma.

1969

1. Ron Sellers 6, (SE) Florida State. 2. Mike Montler 32, (G) Colorado. 3. Carl Garrett, 58, (RB) N.M. Highlands. 4. (Choice to Denver through Kansas City. 5. Onree Jackson, 110, (QB) Alabama A&M. 6. (Choice to Oakland). 7. Rick Hackley, 162, (T) New Mexico State. 8. Bob Gladioux, 188, (RB) Notre Dame. 9. Steve Alexakos, 209 (G-LB) San Jose State (choice from Buffalo); Joe Walker, 214, (DE) Albany State. 10. Dennis Devlin, 240, (DB) Wyoming. 11. Barry Gallup 266, (SE) Boston College. 12. Richard Lee 292, (DT) Grambling. 13. Joe Leasey, 318, (LB) Alcorn A&M. 14. John Cagle, 344, (LB) Clemson. 15. Brant Conley, 370, (RB-P) Tulsa. 16. Jim Vuono, 396, (LB) Adams State. 17. George Muse, 472, (LB-DB) Grambling.

1968

1. Dennis Byrd, 6, (DT) North Carolina State. 2. Tom Funchess, 32, (T) Jackson State. 3. Aaron Marsh, 60, (FL) Eastern Kentucky. 4. R. C. Gamble, 88, (RB) South Carolina State. 5. Jim Smithberger, 116, (DB) Notre Dame. 6. (Choice to Cincinnati). 7. John Schneider, 170, (QB) Toledo. 8. Daryl Johnson, 197, (DB) Morgan State. 9. (Choice to Houston). 10. John Outlaw, 249, (DB) Jackson State. 11. Paul Feldhausen, 278, (T) Northland, Wis. 12. James Cheyunski, 305, (LB) Syracuse. 13. Max Huber, 332, (T) Brigham Young. 14. Henry McKay, 358, (E) Guilford. 15. Art McMahan, 385, (DB) No. Carolina State. 16. Charles Fulton, 413, (RB) Tennessee. 17. Ed Koontz, 440, (LB) Catawba.

1967

1. John Charles, 21, (DB) Purdue. 2. (Choice to Kansas City). 3. (Choice to New York Jets). 4. Ed Philpott, 101, (DE) Miami (Ohio). 5. Melvin Witt, 128, (DE) Arlington State. 6. Ron Medlen, 154, (DE) SMU. 7. Robert Leo, 180, (HB) Harvard. 8. Tom Fussell, 206, (DT) LSU. 9. Charlie Thornhill, 232, (DB) Michigan State. 10. John Runnels, 257, (LB) Penn State. 11. Leroy Mitchell, 283, (FL) Texas Southern. 12. Dave Davis, 310, (T) Harvard. 13. Ray Ilg, 336, (LB) Colgate. 14. Bobby Beard, 361, (LB) Auburn. 15. Tom Folliard, 388, (LB) Mississippi State. 16. Dik Nocera, 414, (HB) Southern Conn. 17. Bobby Nichols, 440, (TE) Boston University.

1966

1 Karl Singer, (T) Purdue; Willie Townes, (T) Tulsa. 2. Jim Boudreaux, (T) La. Tech; Ken Avery, (LB) Miss. Southern. 3. Harold Lucas, (T) Mich. State; Ed Toner, (G) U. Mass. 4. (Choice to New York); Heath Wingate, (T) Bowling Green. 5. John Mangum, (T) Miss. Southern; Ray Perkins, (E) Alabama. 6. Dan Irby, (T) Louis. Tech.; Joe Avezzano, (G) Florida State. 7. Jim Battles, (T) Southern U.; Brent Caston (DB) Mississippi. 8. Sam Montgomery, (DB) Southern; Tom Schaefer, (RB) Chattanooga. 9. Doug Satcher, (LB) Southern; Jack White, (QB) Penn State. 10. Dennis Brewster, (T) BYU; Bob Ellis, (HB) Massachusetts. 11. (Choice to New York); Jay Marion, (DB) Wyoming. 12. Dick Fugere, (LB) Cincinnati. 13. Tom Carr, (FB) Bates St. 14. Bob Hall, (DB) Brown. 15. Billy Laird, (QB) La. Tech. 16. Buddy Owens, (G) Michigan State. 17. Dick Capp, (DE) Boston College. 18. John Pincavage, (E-DB) Virginia. 19. Joe Novogratz, (G) Pittsburgh. 20. Paul Soule, (HB) Bowdoin.

1965

1. Jerry Rush, (T) Michigan State; Dave McCormick, (T) LSU. 2. (Choice to Houston); Bob Kowlowski, (T) Virginia. 3. Jim Whalen, (E) Boston College; Bob Cappadonna, (FB) Northeastern. 4. Ellis Johnson, (HB) S.E. Louisiana; Dick Arrington, (G) Notre Dame. 5. Corwyn Aldredge, (E) N.W. Louisiana; Dennis Smith, (DE) Cincinnati. 6. Justin Canale, (G) Mississippi State; Billy Ezell, (DB) LSU. 7. Tom Neville, (T) Mississippi State; John Hankinson, (QB) Minnesota. 8. Fred Brown, (E) Miami; Beau Colle, (DB) LSU. 9. Bob Malone, (T) Louisiana Tech.; Charles Brown, (T) Tulsa. 10. (Choice to Buffalo); Dave Hetteima, (T) New Mexico. 11. John Frechette, (T) Boston College; Roy Schmidt, (G) Long Beach State. 12. Jim Weatherly, (DB) Mississippi; Leon Stanridge, (E) San Diego State. 13. Charlie Green, (QB) Wittenberg. 14. Jay Cunningham, (HB) Bowling Green. 15. Ted Rodosevitch, (G) Cincinnati. 16. George Pyne, (T) Olivet. 17. White Graves, (DB) LSU; Dave Lee, (E) Louisiana Tech. 18. Ed Meixler, (LB) Boston University. 19. Jim Nance (FB) Syracuse. 20. Fred Fugazzi, (FB) Missouri Valley.

1964

1. Jack Concannon, (QB) Boston College. 2. Jim Kelly, (E) Notre Dame. 3. (Choice to Denver). 4. Jon Morris, (E) Holy Cross. 5. (Choice to San Diego). 6. Jim Mazurek, (G) Syracuse. 7. T. W. Alley, (T) William & Mary. 8. J. D. Garrett, (HB) Grambling; Roger Lalonde, (T) Muskingum. 9. Leonard St. Jean, (E) N. Michigan. 10. (Choice to Buffalo). 11. Jim Barrett, (HB) Boston College. 12. (Choice to Kansas City). 13. Joe Scarpati, (DB) N. Carolina State. 14. Jim Wilson, (T) Georgia. 15. Tony Gibbons, (T) John Carroll. 16. Pete Pedro, (HB) West Texas State. 17. Gary Wood, (QB-HB) Cornell. 18. Joe Tiller, (T) Montana State. 19. Bill Dawson, (E) Florida State. 20. Lonnie Farmer, (LB) Chattanooga. 21. Tony Lawrence, (T) Bowling Green. 22. Dave Archer, (T) Syracuse. 23. Dave Humenick, (T) Notre Dame. 24. Larry Bartolamecli, (T) West Virginia. 25. Bryan Generalovich, (E) Pittsburgh. 26. Dick Niglio, (HB) Yale.

1963

1. Art Graham, (E) Boston College. 2. LeRoy Jordan, (C) Alabama. 3. Bob Vogel, (T) Ohio State. 4. Bob Reynolds, (T) Bowling Green. 5. Lou Cioci, (G) Boston College. 6. Sam Silas, (T) Southern Illinois. 7. Dick Williamson, (E) Alabama. 8. Rod Foster, (G) Ohio State. 9. Jim Simon, (E) Miami. 10. Don McKinnon, (C) Dartmouth. 11. Dave Hayes, (FB) Penn State (choice from Houston); Dave Watson, (G) Georgia Tech. 12. Bill Gambrell, (HB) South Carolina (choice from Buffalo); Tim Gauntner, (HB) John

Carroll. 13a. Dave Adams, (T) Arkansas. 13b. Ralph Ferrissi, (FB) So. Connecticut. 14. Whaley Hall, (T) Mississippi. 15. Bob Dentel, (C) Miami. 16a. Wes Bryant, (T) Arkansas. 17. Tom Neumann, (HB) Michigan. 18. Dave O'Brien, (T) Boston College. 19. Pat McCarthy, (QB) Holy Cross. 20. Jim Bradshaw, (HB) Chattanooga. 21. Gary Sherman, (HB) Bowling Green. 22. Nate Craddock, (FB) Parsons. 23. Al Snyder, (HB) Holy Cross. 24. Dick Schultz, (T) Ohio. 25. Dennis Gaubatz, (G) Louisiana State U. 26. Jim Tullis, (HB) Florida A&M. 27. Dave Adama, (T) Arkansas. 28. Ron Whaley, (HB) Chattanooga. 29. Dock Kelly, (G) Georgia.

1962

1. Gary Collins, (E) Maryland. 2. LeRoy Jackson, (HB) W. Illinois. 3. Sherwyn Thorson, (G) Iowa. 4. (Choice to Houston). 5. (Choice to Dallas). 6. Bill Neighbors, (T) Alabama. 7. John Schopf, (T) Michigan. 8. Benny McRae, (HB) Michigan. 9. Bill Triplett, (FB) Miami, Ohio. 10. John Knight, (HB) Valparaiso. 11. (Choice to Buffalo). 12. (Choice to Oakland). 13. Nick Buoniconti, (G) Notre Dame. 14. Chas. Sieminski, (T) Penn State. 15. Gerry Goerlitz, N. Michigan. 16. Ken Byers, (G) Cincinnati. 17. Scott Maentz, (E) Michigan. 18. Tom Chandler, (T) Florida A&M. 19. Ron Meyers, (E) Villanova. 20. Tom Neck, (HB) LSU. 21. John Traynham, (HB) VMI. 22. Bob Asack, (T) Columbia. 23. Walt Crate, (HB) Penn Military. 24. Don Christman, (C) Richmond. 25. Bob Stem, (C) Richmond. 26. Jim Field, (QB) LSU. 27. Al Gursky, (HB) Penn State. 28. Charles Dickerson, (T) Illinois. 29. Julius Fincke, (T) McNeese State. 30. John L. Finn, (T) Louisville. 31. Mike Ingram, (G) Ohio State. 32. Charles Taylor, (HB) Mississippi. 33. Steve Jastrzembki, (E) Pittsburgh. 34. Ray Lardani, (T) Miami (Fla.).

1961

1. Tommy Mason, (HB) Tulane. 2. Rip Hawkins, (C) North Carolina. 3. Danny LaRose, (E) Missouri. 4. Mike Zeno, (G) Virginia Tech. 5. Fran Tarkenton, (QB) Georgia. 6. Larry Eisenhauer, (T) Boston College. 7. Paul Terhes, (QB) Bucknell. 8. Charles Long, (G) Chattanooga. 9. Roland Lakes, (C) Wichita. 10. Richard Mueller, (E) Kentucky. 11. Mel West, (HB) Missouri. 12. Wayne Harris, (C) Arkansas. 13. Dan Underwood, (T) McNeese State. 14. James Wright, (QB) Memphis State. 15. (Choice to Dallas). 16. George Balthazar, (T) Tennessee A&I. 17. Ray Ratkowski, (HB) Notre Dame. 18. Tom Rodgers, (HB) Kentucky. 19. Joe Bellino, (HB) Navy. 20. Clarence Childs, (HB) Florida A&M. 21. Dan Oakes, (G) VPI. 22. Bob Johnson, (E) Michigan. 23. Darrel DeDecker, (C) Illinois. 24. Don Webb, (HB) Iowa State. 25. Robert Minihane, (T) Boston University. 26. Charles Granger, (T) Southern U. (La.). 27. Terry Huxhold, (T) Wisconsin. 28. Bryant Harvard, (QB) Auburn. 29. Ernie McMillan, (T) Illinois. 30. George Hulz, (T) Mississippi Southern.

1960

Buddy Allen, (HB) Utah State; Ron Burton, (HB) Northwestern; Dale Chamberlain, (FB) Miami, O.; Henry Christopher, (E) SMU; Dan Colchicco, (E) San Jose State; Jack Cummings, (QB) North Carolina State; James Davis, (C) Oklahoma; Sarafine Fazio, (C) Pittsburgh; Max Fugler, (C) LSU; Jim Gardner, (T) Duke; James Goodyear, (T-G) Wake Forest; Dave Harris, (HB) Kansas; Al Henderson, (T) Colorado State; James Hickman, (T-G) Penn State; Robert Krantz, (FB) Penn State; Joe Kulbacki, (HB) Purdue; Dee Mackey, (E) E. Texas St.; Leon Manley (G) W. Texas St. Cliff Manning (T-G) Hardin-Simmons; Pete Manning, (E) Wake Forest; Edward Mazurek, (T) Xavier (.); Bell Meglen, (G) Utah State; Frank Mestnik, (FB) Marquette; Ron Mix, (T) USC; Irvin Nikolai, (E) Stanford; Jim Prestel, (T) Idaho; Bob Salerno, (G) Colorado; Ger Schwedes, (HB) Syracuse; Richard Soergel, (QB) Oklahoma St.; Larry Wagner, (T) Vanderbilt; Harvey White, (QB) Clemson; Tiry Wileman, (HB) SMU; Gary Wisener, (E) Baylor.

LAST TIME IT HAPPENED

KICKOFF RETURN FOR TD:

By Patriot: Raymond Clayborn at Baltimore, 12-18-77 (101 yards)

By Opponent: Joe Washington, Baltimore, 9-18-78 (90 yards)

PUNT RETURN FOR TD:

By Patriot: Stanley Morgan vs. Baltimore, 11-18-79 (80 yards)

By Opponent: Nesby Glasgow, Baltimore, 11-18-79 (75 yards)

INTERCEPTION FOR TD:

By Patriot: Mike Hawkins vs. Miami, 10-21-79 (35 yards)

By Opponent: Lyle Blackwood, Baltimore, 11-26-78 (21 Yards)

FUMBLE RETURN FOR TD:

By Patriot: Steve Grogan vs. NY Jets, 10-18-76 (6 yards)

By Opponent: Rubin Carter at Denver, 12-11-79 (2 yards)

BLOCKED PUNT RETURNED FOR TD:

By Patriot: Rick Sanford vs. Baltimore, 11-18-79 (8 yards)

By Opponent: Rob Nairne at Denver, 12-11-79 (22 yards)

BLOCKED FG RETURNED FOR TD:

By Patriot: Larry Carwell vs. Cincinnati, 9-17-72 (45 yards)

By Opponent: Lloyd Mumphord at Miami, 12-6-70 (51 yards)

100-YARD RUSHING GAME:

By Patriot: Horace Ivory vs. Buffalo, 11-18-79 (116 yards)

By Opponent: Delvin Williams, Miami 10-22-78 (116 yards)

100-YARD RECEIVING GAME:

By Patriot: Harold Jackson vs. Minnesota, 12-16-79 (147 yards)

By Opponent: Ricky Young, Minnesota, 12-16-79 (116 yards)

300-YARDS PASSING:

By Patriot: Steve Grogan at Miami, 11-29-79 (350 yards)

By Oponent: Tommy Kramer, Minnesota, 12-16-79 (308 yards)

PATRIOTS LEADERS YEAR-BY-YEAR

RUSHING

Year	Player	Att.	Yds.	Avg.	Lg	TD
1960	Alan Miller	101	416	4.2	33	1
1961	Billy Lott	100	461	4.7	38	5
1962	Ron Burton	134	548	4.0	59	2
1963	Larry Garron	179	750	4.1	47t	2
1964	Larry Garron	183	585	3.2	16	2
1965	Jim Nance	111	321	2.9	20	5
1966	Jim Nance	299	1458	4.9	65t	11
1967	Jim Nance	269	1216	4.5	53	7
1968	Jim Nance	177	593	3.4	30t	4
1969	Jim Nance	193	750	3.9	43	6
1970	Jim Nance	145	522	3.6	21	7
1971	Carl Garrett	181	784	4.3	38	1
1972	Josh Ashton	128	546	4.3	35	3
1973	Sam Cunningham	155	516	3.3	25	4
1974	Mack Herron	231	824	3.6	28	7
1975	Sam Cunningham	169	666	3.9	17	6
1976	Sam Cunningham	172	824	4.8	24	3
1977	Sam Cunningham	270	1015	3.8	31t	4
1978	Sam Cunningham	199	768	3.9	52t	8
1979	Sam Cunningham	159	563	3.5	27	5

PASSING

Year	Player	Att.	Comp	Pct.	Yds.	Int.	Lg	TD
1960	Butch Songin	392	187	47.7	2476	15	78	22
1961	Butch Songin	212	98	46.2	1429	9	58t	14
1962	Babe Parilli	253	140	55.3	1988	8	67t	18
1963	Babe Parilli	337	153	45.4	2335	24	77t	13
1964	Babe Parilli	473	228	48.2	3465	27	80t	31
1965	Babe Parilli	426	173	40.6	2597	26	73t	18
1966	Babe Parilli	382	181	47.4	2721	20	63t	20
1967	Babe Parilli	344	161	46.8	2317	24	79t	19
1968	Tom Sherman	226	90	39.8	1199	16	87t	12
1969	Mike Taliaferro	331	160	48.3	2160	18	77	19
1970	Joe Kapp	219	98	44.7	1104	17	48	3
1971	Jim Plunkett	328	158	48.2	2158	16	88t	19
1972	Jim Plunkett	355	169	47.6	2196	25	62	8
1973	Jim Plunkett	376	193	51.3	2550	17	64	13
1974	Jim Plunkett	352	173	49.1	2457	22	69t	19
1975	Steve Grogan	274	139	50.7	1976	18	62t	11
1976	Steve Grogan	302	145	48.0	1903	20	58t	18
1977	Steve Grogan	305	160	52.5	2162	21	68	17
1978	Steve Grogan	362	181	50.0	2824	23	75t	15
1979	Steve Grogan	423	206	48.7	3286	20	63t	28

PUNTING

Year	Player	No.	Yds.	Avg.	Long
1960	Tom Greene	59	2235	37.9	66
1961	Tom Yewcic	62	2406	38.8	64
1962	Tom Yewcic	68	2634	38.7	56
1963	Tom Yewcic	73	2880	39.4	65
1964	Tom Yewcic	72	2787	38.7	63
1965	Tom Yewcic	74	3094	41.8	70
1966	Jim Fraser	53	2044	38.6	68
1967	Terry Swanson	65	2632	40.5	62
1968	Bob Scarpitto	34	1382	40.6	87
	Terry Swanson	62	2449	39.5	57
1969	Tom Janik	70	2903	41.5	56
1970	Tom Janik	86	3364	39.1	57
1971	Tom Janik	87	3249	37.3	58
1972	Pat Studstill	75	2859	38.1	57
1973	Bruce Barnes	55	2134	38.8	53
1974	Bruce Barnes	45	1604	35.6	50
1975	Mike Patrick	83	3223	38.8	62
1976	Mike Patrick	67	2688	40.1	52
1977	Mike Patrick	65	2354	36.2	64
1978	Jerrel Wilson	54	1921	35.6	57
1979	Eddie Hare	83	3038	36.6	58

PUNT RETURNS

Year	Player	No.	Yds.	Avg.	Lg	TD
1960	Billy Wells	12	66	4.6	16	0
1961	Fred Bruney	23	109	4.7	11	0
1962	Ron Burton	21	122	5.8	22	0
1963	Bob Suci	25	233	9.3	22	0
1964	Dave Cloutier	20	136	6.8	40	0
1965	Ron Burton	15	61	4.1	12	0
1966	Tom Hennessey	7	39	5.6	11	0

PUNT RETURNS—Continued

Year	Player	No.	Yds.	Avg.	Lg	TD
1967	Jay Cunningham	17	105	6.2	44	0
	Joe Bellino	15	129	8.6	18	0
1968	Willie Porter	22	135	6.1	24	0
1969	Carl Garrett	12	159	13.3	45	0
1970	Carl Garrett	17	168	9.9	62	0
1971	Carl Garrett	8	124	15.5	50	0
1972	Carl Garrett	6	36	6.0	27	0
1973	Mack Herron	27	282	10.8	54	0
1974	Mack Herron	35	517	14.8	66	0
1975	Darryl Stingley	15	113	7.5	29	0
1976	Mike Haynes	45	608	13.5	89t	2
1977	Stanley Morgan	16	220	13.8	53	0
	Mike Haynes	24	200	8.3	46	0
1978	Stanley Morgan	32	335	10.5	48	0
1979	Stanley Morgan	29	289	10.0	80t	1

KICKOFF RETURNS

Year	Player	No.	Yds.	Avg.	Lg	TD
1960	Dick Christy	24	617	25.7	46	0
1961	Larry Garron	16	438	27.4	89	1
1962	Larry Garron	24	686	28.5	95t	1
1963	Larry Garron	28	693	24.7	58	0
1964	J.D. Garrett	32	749	23.4	42	0
1965	Jay Cunningham	17	374	22.0	45	0
1966	Joe Bellino	18	410	22.8	43	0
1967	Jay Cunningham	30	627	20.9	41	0
1968	Willie Porter	36	812	22.6	61	0
1969	Carl Garrett	28	792	28.3	63	0
1970	Odell Lawson	25	546	21.8	52	0
1971	Carl Garrett	24	538	22.4	37	0
1972	Carl Garrett	16	410	25.6	49	0
1973	Mack Herron	41	1092	26.6	92t	1
1974	Mack Herron	28	629	18.0	62	0
1975	Allen Carter	32	879	27.5	99t	1
1976	Jess Phillips	14	397	28.4	71	0
1977	Raymond Clayborn	28	869	31.0	101t	3
1978	Raymond Clayborn	27	636	23.6	60	0
1979	Allan Clark	37	816	22.1	38	0

PASS INTERCEPTIONS

Year	Player	No.	Yds.	Avg.	Lg	TD
1960	Gino Cappelletti	4	68	17.0	24	0
1961	Don Webb	5	153	30.6	59	2
1962	Ross O'Hanley	5	83	16.6	28	0
1963	Bob Suci	8	294	36.7	98	2
1964	Ron Hall	11	148	13.5	50	0
1965	Ron Hall	3	35	11.7	29	0
1966	Ron Hall	6	159	26.5	87	0
1967	Don Webb	4	91	22.8	41	0
1968	Leroy Mitchell	7	41	5.9	20	0
1969	Larry Carwell	4	114	28.5	38	0
1970	Daryl Johnson	2	51	25.5	42	0
1971	Larry Carwell	5	72	14.4	53t	1
1972	Honor Jackson	4	133	33.3	55	0
1973	Ron Bolton	6	65	10.8	56	0
1974	Ron Bolton	7	18	2.6	10	0
1975	Ron Bolton	5	33	6.6	15	0
1976	Mike Haynes	8	90	11.3	28	0
1977	Mike Haynes	5	54	10.8	22	0
1978	Mike Haynes	6	123	20.5	50	1
1979	Ray Clayborn	5	56	11.2	27	0

SCORING

Year	Player	TD	PAT	FG	Total
1960	Gino Cappelletti	0	36	8	60
1961	Gino Cappelletti	8	48	17	147
1962	Gino Cappelletti	5	38	20	128
1963	Gino Cappelletti	2	35	22	113
1964	Gino Cappelletti	7	38	25	155
1965	Gino Cappelletti	9	27	17	132
1966	Gino Cappelletti	6	35	16	119
1967	Gino Cappelletti	3	29	16	95
1968	Gino Cappelletti	2	26	15	83
1969	Gino Cappelletti	0	26	14	68
1970	Jim Nance	7	0	0	42
1971	Charlie Gogolak	0	28	12	64
1972	Carl Garrett	5	0	0	30
1973	Jeff White	0	21	14	63
1974	John Smith	0	42	16	90
1975	John Smith	0	33	9	60
1976	John Smith	0	42	15	87
1977	John Smith	0	33	15	78
1978	Horace Ivory	11	0	0	66
1979	John Smith	0	46	23	115

PASS RECEIVING

Year	Player	No.	Yds.	Avg.	Lg	TD
1960	Jim Colclough	49	666	13.6	61	9
1961	Gino Cappelletti	45	768	17.1	53	8
1962	Jim Colclough	40	868	21.7	78t	10
1963	Jim Colclough	42	793	18.8	56t	3
1964	Gino Cappelletti	49	865	17.7	58t	7
1965	Jim Colclough	40	677	16.9	41	3
1966	Art Graham	51	673	13.2	42	4
1967	Art Graham	41	606	14.8	79t	4
1968	Jim Whalen	47	718	15.3	87t	7
1969	Carl Garrett	29	267	9.2	34	2
1970	Ron Sellers	38	550	14.5	48	4
1971	Randy Vataha	51	872	17.1	88t	9
1972	Reggie Rucker	44	681	15.5	62	3
1973	Reggie Rucker	53	743	14.0	64	3
1974	Mack Herron	38	474	12.5	18	5
1975	Randy Vataha	46	720	15.7	47	6
1976	Andy Johnson	29	343	11.8	53	4
1977	Sam Cunningham	42	370	8.8	35	1
1978	Russ Francis	39	543	13.9	53	4
1979	Harold Jackson	45	1013	22.5	59	7
	Stanley Morgan	44	1002	22.8	63t	12

TOP 30 SCORERS

NAME	R	P	RET	FG	K	TP
Gino Cappelletti (1960-70)	0	42	0	176	342	1130
JOHN SMITH (1974-79)	0	0	0	79	202	439
Jim Nance (1965-71)	45	1	0	0	0	276
SAM CUNNINGHAM (1973-79)	39	6	0	0	0	270
Larry Garron (1960-68)	14	26	2	0	0	252
Jim Colclough (1960-68)	0	39	0	0	0	238
Randy Vataha (1971-76)	0	23	0	0	0	144
STEVE GROGAN (1975-present)	23	0	0	0	0	144
STANLEY MORGAN (1977-present)	0	20	1	0	0	126
RUSS FRANCIS (1975-present)	0	20	0	0	0	120
Art Graham (1963-68)	0	20	0	0	0	120
Ron Burton (1960-65)	9	8	2	0	0	114
Carl Garrett (1969-72)	15	3	0	0	0	108
ANDY JOHNSON (1974-present)	13	5	0	0	0	108
Jim Whalen (1965-69)	0	17	0	0	0	102
Charlie Gogolak (1970-72)	0	0	0	20	42	102
Darryl Stingley (1973-1977)	2	14	0	0	0	96
Mack Herron (1973-75)	9	6	1	0	0	96
Babe Parilli (1961-67)*	15	0	0	0	0	92
Billy Lott (1961-63)		8	0	0	0	90
DON CALHOUN (1975-present)	12	2	0	0	0	84
HORACE IVORY (1977-present)	12	2	0	0	0	84
Ron Sellers (1969-71)	0	13	0	0	0	78
HAROLD JACKSON (1978-present)	0	13	0	0	0	78
Jeff White (1973)	0	0	0	14	21	63
David Posey (1978)	0	0	0	11	29	62
Reggie Rucker (1971-74)	0	10	0	0	0	60
Tony Romeo (1962-67)	0	9	0	0	0	56
Jim Plunkett (1971-75)	9	0	0	0	0	54
John Tarver (1972-74)			0	0	0	48

*also ran for 2 point conversion.

TOP 10 PASSERS

Name	Att.	Comp.	Yds.	Pct.	Avg./		
					Att.	Td.	Int.
Babe Parilli (61-67)	2413	1140	16,747	47.2	6.94	132	138
STEVE GROGAN (75-79)	1666	831	12,161	49.9	7.30	89	102
Jim Plunkett (71-75)	1503	729	9,932	48.5	6.61	62	87
Mike Taliaferro (68-70)	680	305	3,920	44.9	5.76	27	44
Butch Songin (60-61)	604	285	3,905	47.2	6.47	36	24
Tom Yewcic (61-66)	206	87	1,374	42.2	6.67	12	12
Tom Sherman (1968)	226	90	1,199	39.8	5.31	12	16
Joe Kapp (1970)	219	98	1,104	44.7	5.04	3	17
Don Trull (1967)	81	27	442	33.3	5.46		7
TOM OWEN (76-79)	78	43	437	55.1	5.60		5

TOP 20 RECEIVERS

NAME	YRS	NO	YDS	AVG	LG	TD
Gino Cappelletti	60-70	292	4589	15.7	63t	42
Jim Coclough	60-68	283	5001	17.7	78t	39
Art Graham	63-68	199	3107	15.6	80t	20
SAM CUNNINGHAM	73-79	198	1813	9.1	41	6
Larry Garron	60-68	185	2502	13.5	92	26
Randy Vataha	71-76	178	3055	17.2	88t	23
RUSS FRANCIS	75-79	155	2332	15.0	53	20
Jim Whalen	65-79	153	2487	16.3	87t	17
Jim Nance	65-71	129	844	6.5	45	1
Reggie Rucker	71-74	126	1884	15.0	69t	10
Ron Burton	60-65	111	1205	10.9	73t	8
Darryl Stingley	73-77	110	1883	17.1	68	14
Tony Romeo	62-67	110	1724	10.8	80t	10
Carl Garrett	69-72	107	1158	10.8	80t	3
STANLEY MORGAN	77-79	99	2265	22.9	75t	20
ANDY JOHNSON	74-79	98	1119	11.4	53	5
HAROLD JACKSON	78-79	82	1756	21.4	59	13
Ron Sellers	69-71	79	1477	18.7	77	13
Bob Windsor	72-74	74	915	12.4	36	6
Mack Herron	73-75	61	789	12.9	29	6

TOP 10 RUSHERS

PLAYER	Years	Att.	Yds.	Avg.	LG	TD
Jim Nance	65-71	1323	5323	4.0	65t	45
SAM CUNNINGHAM	73-79	1290	5163	4.0	75t	39
Larry Garron	60-68	763	2981	3.9	85t	14
DON CALHOUN	75-79	563	2399	4.3	73	12
Carl Garrett	69-72	537	2235	4.2	80t	15
ANDY JOHNSON	74-79	478	1990	4.1	69t	13
STEVE GROGAN	75-79	293	1738	5.9	41t	23
Ron Burton	60-65	429	1536	3.6	77	9
Mack Herron	73-75	353	1298	3.7	53	9
HORACE IVORY	77-79	287	1225	4.4	52	13

TOP 10 KO RETURNERS

Players	Years	No.	Yds.	Avg.	LG	TD
Larry Garron	60-68	89	2299	25.8	95t	
Carl Garrett	69-72	92	2251	24.5	63	0
Mack Herron	73-75	71	1796	25.3	92t	
RAYMOND CLAYBORN	77-79	57	1538	26.9	101t	
Jay Cunningham	65-67	64	1372	21.4	45	0
Ron Burton	60-65	46	1119	24.3	91t	1
J.D. Garrett	64-67	48	1054	22.0	42	0
Joe Bellino	65-67	43	905	21.0	43	0
Allen Carter	75-76	33	898	27.2	99t	1
ALLAN CLARK	79	37	816	22.1	38	0

TOP 10 PUNT RETURNS

NAME	Years	No.	Yds.	Avg.	LG	TD
MIKE HAYNES	76-79	86	1007	11.7	89t	2
Mack Herron	73-75	74	888	12.0	66	0
STANLEY MORGAN	77-79	78	840	10.7	80	1
Carl Garrett	69-72	43	487	11.3	62	0
Ron Burton	60-65	56	389	6.9	62	0
Bob Suci	63	25	233	9.3	22	0
Bill Johnson	66-69	23	195	8.6	52	0
Tom Stephans	60-64	19	151	7.9	37	0
Fred Bruney	60-62	30	148	4.9	18	0
Joe Bellino	65-67	19	148	7.8	31	0

TOP 10 INTERCEPTORS

Name	Years	No.	Yds.	Avg.	LG	TD
Ron Hall	61-67	29	476	16.4	87	1
Nick Buoniconti	62-68	24	223	9.3	41	0
MIKE HAYNES	76-79	22	333	15.1	50	
Don Webb	61-70	21	366	17.4	59	
Ron Bolton	72-75	18	116	6.4	56	
Tom Addison	60-65	16	103	6.4	17	1
PRENTICE MCCRAY	74-79	15	352	23.4	63t	2
Ross O'Hanley	60-65	15	288	19.2	61	1
Chuck Shonta	60-67	15	261	17.4	52	0
Dick Felt	62-66	12	199	16.6	35	0

TOP 10 PUNTERS

NAME	Years	No.	Yds.	Avg.	LG	BLK
Tom Yewcic	61-66	377	14,553	38.6	70	9
Tom Janik	69-71	243	9,516	39.2	58	1
Mike Patrick	75-78	222	8,481	38.2	47	0
Terry Swanson	67-68	127	5,081	40.0	62	2
Bruce Barnes	73-74	100	3,738	37.4	53	0
EDDIE HARE	79	83	3,038	36.6	58	
Pat Studstill	72	75	2,859	38.1	57	
Tom Greene	60	61	2,253	36.9	66	1
Jim Fraser	66	55	2,044	37.2	68	2
Jerrel Wilson	78	54	1,921	35.6	57	0

POINTS BY KICKING

Name	Year	FGM	FGA	PAT Made	PAT Att.	Total Points
John Smith	1979	23	33	46	49	115
Gino Cappelletti	1964	25	39	36	36	111
Gino Cappelletti	1963	22	38	35	36	101
Gino Cappelletti	1961	17	32	48	50	99
Gino Cappelletti	1962	20	37	38	40	98
John Smith	1974	16	22	42	43	90
John Smith	1976	15	25	42	46	87
Gino Cappelletti	1966	16	32	35	36	83
Gino Cappelletti	1965	17	27	27	27	78
John Smith	1977	15	21	33	33	78
Gino Cappelletti	1967	16	31	29	30	77
Gino Cappelletti	1968	15	27	26	26	71
Gino Cappelletti	1969	14	34	26	27	68
Charlie Gogolak	1971	12	21	28	28	64
Jeff White	1973	14	25	21	25	63
David Posey	1978	11	22	29	31	62
John Smith	1975	9	17	33	33	60
Gino Cappelletti	1960	8	21	30	32	54
Gino Cappelletti	1970	6	15	12	13	30
Charlie Gogolak	1972	6	8	9	9	27
Mike Walker	1972	2	8	15	15	21
Charlie Gogolak	1970	2	7	5	5	11
John Smith	1978	1	1	6	7	9
Bill Bell	1973	1	4	4	5	7
Nick Lowery	1978	0	1	7	7	7
Justin Canale	1967	0	0	1	1	1
Steve Zabel	1976	0	0	1	1	0
Walt Cudzik	1960	0	1	0	0	0
Jerrel Wilson	1978	0	0	0	1	0
Team		0	0	0	4	0
Team Totals—12 Kickers		303	550	664	696	1573

ALL TIME FIELD-GOAL KICKERS

Kicker	FGM	FGA	Pct.
Gino Cappelletti	176	333	.529
John Smith	79	119	.664
Charlie Gogolak	20	36	.556
Jeff White	14	25	.560
David Posey	11	22	.500
Mike Walker	2	8	.250
Bill Bell	1	4	.250
Jim Crawford	0	1	.000
Walt Cudzik	0	1	.000
Nick Lowery	0	1	.000
Team Totals — (10 kickers)	303	550	.551

HISTORICAL HIGHLIGHTS

Nov. 16, 1959 — American Football League's eighth franchise awarded to William H. Sullivan, Jr.

Nov. 22, 1959 — Selected Northwestern running back Ron Burton as first draft choice and Syracuse running back Gerhard Schwedes as first territorial choice.

Dec. 20, 1959 — Clemson quarterback Harvey White first player signed.

Feb. 8, 1960 — Lou Saban signed as team's first head coach.

Feb. 20, 1960 — Public contest produced team name of Patriots. Red, white, and blue selected as team colors.

April 1, 1960 — Boston University Field Patriots first home field.

April 2, 1960 — First professional sports team in history to issue public stock.

April 19, 1960 — Uniformed Patriot centering a football (creative work of Boston-Worcester cartoonist Phil Bissell) adopted as team insignia.

July 4, 1960 — Open first pre-season training camp at UMass, 350 players attend.

July 30, 1960 — In first pre-season game in AFL history Patriots defeated Bills 28-7 at Buffalo (War Memorial Stadium). DE Bob Dee recovered fumble for the league's first touchdown.

Aug. 14, 1960 — First professional sports event ever staged in Harvard Stadium found Patriots losing 24-14 decision to Dallas Texans (to become Kansas City Chiefs) before 11,000 fans.

Sept. 9, 1960 — A crowd of 21,597 was on hand at BU Field to welcome pro football back to Boston after 11-year absence. Patriots lost first regular season game 13-10 to Denver.

Sept. 16, 1960 — Defensive back Chuck Shonta recovered a fumble on the final play of the game and ran for a touchdown to bring a 28-24 win over New York Titans (to become New York Jets) at Polo Grounds, N.Y. for Patriots first regular season victory.

Oct. 11, 1963 — First game in Fenway Park, beat Oakland 20-14.

Dec. 28, 1963 — Won Eastern Division (AFL) title in 26-8 victory over Buffalo in league's only playoff game ever held.

Jan. 5, 1964 — Lost AFL title in 51-10 game with San Diego Chargers.

Feb. 18, 1967 — Team's corporate title changed to Boston Patriots Football Club, Inc. from American League Professional Football Team of Boston, Inc.

April 4, 1970 — Foxboro selected as site for Patriots new home. (Special town meeting gave okay on 4-13-70).

March 22, 1971 — Team renamed New England Patriots.

Aug. 15, 1971 — Schaefer Stadium dedication game (Gino Cappelletti's 36-yard field goal first points scored in 20-14 win over New York Giants before 60,423 fans).

Feb. 17, 1972 — Made financial history by paying first cash dividend of 15 cents per share.

Jan. 26, 1973 — Chuck Fairbanks named head coach and general manager.

Nov. 7, 1975 — President William H. Sullivan, Jr., became first majority owner in team's history when he purchased additional voting stock to give him 88 per cent of the franchise's voting stock.

April 5, 1976 — Major trade sent quarterback Jim Plunkett to San Francisco for four draft choices (two firsts in 1976, first and second in 1977) and quarterback Tom Owen.

July 10, 1976 — Open training camp at new site, Bryant College in Smithfield, R.I. Team had been at UMass from 1969 thru 1975.

Dec. 5, 1976 — Patriots beat New Orleans 27-6 to qualify for a place in the playoffs — first time under current AFC-NFC system, first playoff opportunity since 1963.

Dec. 8, 1976 — Non voting stockholders approve offer of \$15 per share made by Bill Sullivan to purchase all outstanding non-voting stock.

Dec. 18, 1976 — Lost playoff game to Oakland, 24-21, in last 10 seconds.

Jan. 31, 1977 — Filed articles of merger to reorganize the corporation under the New Patriots, Inc. headed by Bill Sullivan, and then revert to New England Patriots Football Club, Inc.

June 6, 1977 — Patriots vice-president Charles W. Sullivan named chairman of the NFL Management Council.

Aug. 20, 1977 — Work completed on installation of new surface (Super Turf) in Schaefer Stadium.

Nov. 6, 1977 — Tommy Neville plays his 154th game for the Patriots (vs. Buffalo at Schaefer) to set a new all-time service mark.

May 17, 1978 — Paul Sonnabend resigns as Patriots Vice President to assume new role as Executive Director of NFL Management Council.

Sept. 3, 1978 — Mrs. William H. (Mary M.) Sullivan, Jr. elected to the Patriots Board of Directors.

Oct. 29, 1978 — Record setting victory over New York Jets, a 55-21 win at Schaefer Stadium, produces a dozen team and individual records and seven new stadium marks.

Dec. 10, 1978 — Patriots clinch their first outright divisional championship in the club's history with a last minute 26-24 victory over Buffalo at Schaefer Stadium.

Dec. 31, 1978 — Patriots lose 31-14 to Houston in first playoff game ever played at Schaefer Stadium.

April 2, 1979 — Patriots announce that Head Coach and General Manager Chuck Fairbanks has been released from his contract to assume duties as Head Football Coach at the University of Colorado.

April 6, 1979 — Francis "Bucko" Kilroy named as new General Manager and former Patriots offensive coordinator Ron "Fargo" Erhardt named as Head Coach.

July 13, 1979 — Patriots Vice President Charles W. "Chuck" Sullivan is promoted to Executive Vice President of the club.

July 23, 1979 — Former Patriots General Manager and Head Coach Mike Holovak is promoted from the position of Personnel Assistant to the position of Director of College Scouting. Bill McPeak is named Director of Pro Scouting.

Sept. 3, 1979 — Former Patriots wide receiver Darryl Stingley is named Executive Director of Player Personnel.

Sept. 9, 1979 — Patriots set four team and one individual record in 56-3 trouncing of the New York Jets at Schaefer Stadium.

Oct. 23, 1979 — Jeanne Sullivan McKeigue is elected as member of the club's Board of Directors.

PATRIOTS WITH "100" GAMES (REGULAR SEASON ONLY)

Player	Pos.	No. Games	Years Played
Tommy Neville	OT	160	1965-77
Gino Cappelletti	K-WR	153	1960-70
Jim Lee Hunt	DT	147	1960-70
Len St. Jean	OG	140 (c)	1964-73
Houston Antwine	DT	137	1961-71
Don Webb	DB	134	1961-71
Jon Morris	C	131	1964-74
Jimmy Colclough	WR	126	1960-68
BILL LENKAITIS	C	125	1971-79
Charlie Long	OT	124	1961-69
Larry Eisenhauer	DE	115	1961-69
Bob Dee	DE	112 (c)	1960-67
Tommy Addison	LB	108	1960-67
JULIUS ADAMS	DE	107	1971-79
RAY HAMILTON	NT	102	1973-79
SAM ADAMS	OG	106	1972-79

NOTE: The players listed are those credited with having played 100 games or more as a Patriot.

(c) denotes consecutive games played.

1980 NATIONAL FOOTBALL LEAGUE SCHEDULE

(All times local)

CBS—NBC-TV DOUBLEHEADER GAMES TO BE DETERMINED

SUNDAY, SEPTEMBER 7

(First Weekend)

Atlanta at Minnesota	12:00
Baltimore at New York Jets	4:00
Chicago at Green Bay	12:00
Cleveland at New England	1:00
Denver at Philadelphia	4:00
Detroit at Los Angeles	1:00
Houston at Pittsburgh	1:00
Miami at Buffalo	1:00
New York Giants at St. Louis	12:00
Oakland at Kansas City	3:00
San Diego at Seattle	1:00
San Francisco at New Orleans	12:00
Tampa Bay at Cincinnati	1:00

NBC-TV Doubleheader Week

MONDAY, SEPTEMBER 8

Dallas at Washington	9:00
----------------------	------

THURSDAY, SEPTEMBER 11

(Second Weekend)

Los Angeles at Tampa Bay	9:00
--------------------------	------

SUNDAY, SEPTEMBER 14

Atlanta at New England	1:00
Cincinnati at Miami	4:00
Dallas at Denver	2:00
Detroit vs. Green Bay at Milw.	1:00
New Orleans at Chicago	1:00
New York Jets at Buffalo	1:00
Oakland at San Diego	1:00
Philadelphia at Minnesota	12:00
Pittsburgh at Baltimore	2:00
St. Louis at San Francisco	1:00
Seattle at Kansas City	1:00
Washington at New York Giants	4:00

CBS-TV Doubleheader Week

MONDAY, SEPTEMBER 15

Houston at Cleveland	9:00
----------------------	------

SUNDAY, SEPTEMBER 21

(Third Weekend)

Baltimore at Houston	1:00
Buffalo at New Orleans	1:00
Green Bay at Los Angeles	1:00
Kansas City at Cleveland	1:00
Miami at Atlanta	1:00
Minnesota at Chicago	12:00
New England at Seattle	1:00
Pittsburgh at Cincinnati	1:00
St. Louis at Detroit	1:00
San Diego at Denver	2:00
San Francisco at New York Jets	1:00
Tampa Bay at Dallas	3:00
Washington at Oakland	1:00

CBS-TV Doubleheader Week

MONDAY, SEPTEMBER 22

New York Giants at Philadelphia	9:00
---------------------------------	------

SUNDAY, SEPTEMBER 28

(Fourth Weekend)

Atlanta at San Francisco	1:00
Chicago at Pittsburgh	1:00
Cleveland at Tampa Bay	1:00
Dallas vs. Green Bay at Milw.	1:00
Houston at Cincinnati	1:00
Los Angeles at New York Giants	1:00
Minnesota at Detroit	1:00
New Orleans at Miami	1:00
New York Jets at Baltimore	4:00
Oakland at Buffalo	1:00
Philadelphia at St. Louis	1:00
San Diego at Kansas City	3:00
Seattle at Washington	4:00

NBC-TV Doubleheader Week

MONDAY, SEPTEMBER 29

Denver at New England	9:00
-----------------------	------

SUNDAY, OCTOBER 5

(Fifth Weekend)

Baltimore at Miami	1:00
Buffalo at San Diego	1:00
Cincinnati at Green Bay	1:00
Denver at Cleveland	1:00
Detroit at Atlanta	1:00
Kansas City at Oakland	1:00
New England at New York Jets	1:00
New York Giants at Dallas	3:00
Pittsburgh at Minnesota	12:00
St. Louis at New Orleans	12:00
San Francisco at Los Angeles	1:00
Seattle at Houston	12:00
Washington at Philadelphia	1:00

CBS-TV Doubleheader Week

MONDAY, OCTOBER 6

Tampa Bay at Chicago	8:00
----------------------	------

SUNDAY, OCTOBER 12

(Sixth Weekend)

Baltimore at Buffalo	1:00
Chicago at Minnesota	1:00
Cincinnati at Pittsburgh	1:00
Cleveland at Seattle	1:00
Green Bay at Tampa Bay	1:00
Houston at Kansas City	3:00
Los Angeles at St. Louis	1:00
Miami at New England	1:00
New Orleans at Detroit	4:00
New York Jets at Atlanta	4:00
Philadelphia at New York Giants	1:00
San Diego at Oakland	1:00
San Francisco at Dallas	1:00

NBC-TV Doubleheader Week

MONDAY, OCTOBER 13

Washington at Denver	7:00
----------------------	------

SUNDAY, OCTOBER 19
(Seventh Weekend)

Atlanta at New Orleans	1:00
Buffalo at Miami	1:00
Dallas at Philadelphia	1:00
Detroit at Chicago	1:00
Green Bay at Cleveland	1:00
Kansas City at Denver	12:00
Los Angeles at San Francisco	1:00
Minnesota at Cincinnati	1:00
New England at Baltimore	2:00
New York Giants at San Diego	1:00
St. Louis at Washington	1:00
Seattle at New York Jets	1:00
Tampa Bay at Houston	3:00

CBS-TV Doubleheader Week

MONDAY, OCTOBER 20

Oakland at Pittsburgh	9:00
---------------------------------	------

SUNDAY, OCTOBER 26
(Eighth Weekend)

Chicago at Philadelphia	4:00
Cincinnati at Houston	3:00
Denver at New York Giants	1:00
Detroit at Kansas City	1:00
Los Angeles at Atlanta	1:00
Minnesota at Green Bay	12:00
New England at Buffalo	1:00
New Orleans at Washington	1:00
Pittsburgh at Cleveland	1:00
St. Louis at Baltimore	2:00
San Diego at Dallas	8:00
Seattle at Oakland	1:00
Tampa Bay at San Francisco	1:00

CBS-TV Doubleheader Week

MONDAY, OCTOBER 27

Miami at New York Jets	9:00
----------------------------------	------

SUNDAY, NOVEMBER 2
(Ninth Weekend)

Atlanta at Buffalo	1:00
Baltimore at Kansas City	12:00
Dallas at St. Louis	1:00
Green Bay at Pittsburgh	1:00
Houston at Denver	2:00
Miami at Oakland	1:00
Minnesota at Washington	4:00
New Orleans at Los Angeles	1:00
New York Giants at Tampa Bay	1:00
New York Jets at New England	4:00
Philadelphia at Seattle	1:00
San Diego at Cincinnati	1:00
San Francisco at Detroit	1:00

NBC-TV Doubleheader Week

MONDAY, NOVEMBER 3

Chicago at Cleveland	9:00
--------------------------------	------

SUNDAY, NOVEMBER 9
(Tenth Weekend)

Atlanta at St. Louis	1:00
Buffalo at New York Jets	4:00
Cincinnati at Oakland	1:00
Cleveland at Baltimore	2:00
Dallas at New York Giants	1:00
Denver at San Diego	1:00
Detroit at Minnesota	1:00
Kansas City at Seattle	1:00
Miami at Los Angeles	1:00
Philadelphia at New Orleans	3:00
Pittsburgh at Tampa Bay	1:00
San Francisco vs. Green Bay at Milw	1:00
Washington at Chicago	12:00

NBC-TV Doubleheader Week

MONDAY, NOVEMBER 10

New England at Houston	8:00
----------------------------------	------

SUNDAY, NOVEMBER 16
(Eleventh Weekend)

Baltimore at Detroit	1:00
Buffalo at Cincinnati	1:00
Cleveland at Pittsburgh	1:00
Green Bay at New York Giants	1:00
Houston at Chicago	3:00
Kansas City at San Diego	1:00
Los Angeles at New England	1:00
New Orleans at Atlanta	1:00
New York Jets at Denver	2:00
Philadelphia at Washington	1:00
St. Louis at Dallas	1:00
San Francisco at Miami	4:00
Tampa Bay at Minnesota	1:00

NBC-TV Doubleheader Week

MONDAY, NOVEMBER 17

Oakland at Seattle	6:00
------------------------------	------

THURSDAY, NOVEMBER 20
(Twelfth Weekend)

San Diego at Miami	8:30
------------------------------	------

SUNDAY, NOVEMBER 23

Baltimore at New England	1:00
Chicago at Atlanta	1:00
Cincinnati at Cleveland	1:00
Detroit at Tampa Bay	1:00
Green Bay at Minnesota	1:00
Houston at New York Jets	1:00
Kansas City at St. Louis	1:00
New York Giants at San Francisco	1:00
Oakland at Philadelphia	1:00
Pittsburgh at Buffalo	1:00
Seattle at Denver	2:00
Washington at Dallas	3:00

CBS-TV Doubleheader Week

MONDAY, NOVEMBER 24

Los Angeles at New Orleans	8:00
--------------------------------------	------

THURSDAY, NOVEMBER 27
(Thirteenth Weekend)

Chicago at Detroit	12:30
Seattle at Dallas	3:00

SUNDAY, NOVEMBER 30

Buffalo at Baltimore	2:00
Cincinnati at Kansas City	1:00
Cleveland at Houston	3:00
Miami at Pittsburgh	1:00
Minnesota at New Orleans	1:00
New England at San Francisco	1:00
New York Jets at Los Angeles	1:00
Philadelphia at San Diego	1:00
St. Louis at New York Giants	1:00
Tampa Bay vs. Green Bay at Milw	1:00
Washington at Atlanta	1:00

NBC-TV Doubleheader Week

MONDAY, DECEMBER 1

Denver at Oakland	6:00
-----------------------------	------

THURSDAY, DECEMBER 4
(Fourteenth Weekend)

Pittsburgh at Houston	7:30
---------------------------------	------

SUNDAY, DECEMBER 7

Atlanta at Philadelphia	1:00
Baltimore at Cincinnati	1:00
Dallas at Oakland	1:00
Denver at Kansas City	3:00
Detroit at St. Louis	1:00
Green Bay at Chicago	1:00
Los Angeles at Buffalo	1:00
Minnesota at Tampa Bay	1:00
New Orleans at San Francisco	1:00
New York Giants at Seattle	1:00
New York Jets at Cleveland	1:00
San Diego at Washington	1:00

CBS-TV Doubleheader Week

MONDAY, DECEMBER 8

New England at Miami	9:00
----------------------	------

SATURDAY, DECEMBER 13

(Fifteenth Weekend)

New York Giants at Washington	12:30
Seattle at San Diego	1:00

SUNDAY, DECEMBER 14

Buffalo at New England	1:00
Cincinnati at Chicago	1:00
Cleveland at Minnesota	1:00
Houston at Green Bay	12:00
Kansas City at Pittsburgh	1:00
Miami at Baltimore	4:00
New Orleans at New York Jets	1:00
Oakland at Denver	2:00
St. Louis at Philadelphia	1:00
San Francisco at Atlanta	1:00
Tampa Bay at Detroit	4:00

NBC-TV Doubleheader Week

MONDAY, DECEMBER 15

Dallas at Los Angeles	6:00
-----------------------	------

SATURDAY, DECEMBER 20

(Sixteenth Weekend)

Chicago at Tampa Bay	4:00
New York Jets at Miami	12:30

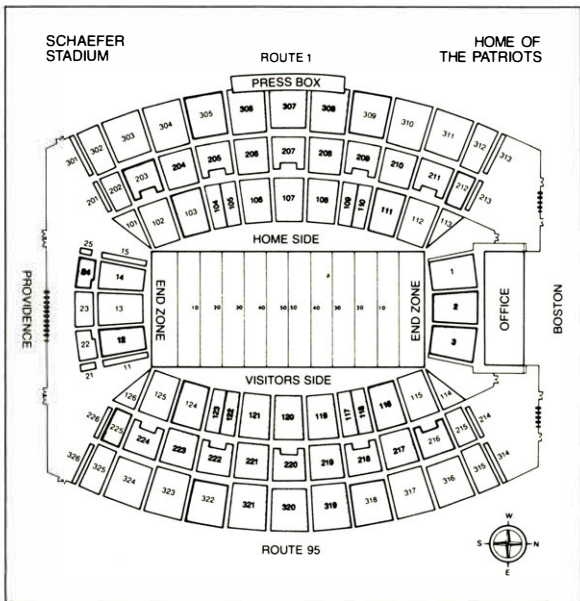
SUNDAY, DECEMBER 21

Atlanta at Los Angeles	1:00
Buffalo at San Francisco	1:00
Cleveland at Cincinnati	1:00
Denver at Seattle	1:00
Green Bay at Detroit	1:00
Kansas City at Baltimore	2:00
Minnesota at Houston	12:00
New England at New Orleans	12:00
Oakland at New York Giants	1:00
Philadelphia at Dallas	3:00
Washington at St. Louis	12:00

CBS-TV Doubleheader Week

MONDAY, DECEMBER 22

Pittsburgh at San Diego	6:00
-------------------------	------



SCHAEFER STADIUM

Schaefer Stadium was built at the cost of \$6.7 million and financed through the private sale of more than 400,000 shares of stock in Stadium Realty Trust. The official ground breaking ceremony took place on Sept. 23, 1970, and 326 days later (Aug. 15, 1971) the first game was played at the new Foxboro facility in which the Patriots posted a 20-14 victory over the New York Giants before 60,423 fans.

With space to park 16,000 automobiles surrounding the stadium, the site covers an area of 15 acres and is as long as it is wide, 700 feet. In the process of excavating the bowl shape for the stadium, 250,000 cubic yards of earth were removed from the 35-foot deep hole. The J. F. White Construction Co. then used 15,000 cubic yards of concrete and 660 tons of steel to erect the stadium.

In 1977 the original Poly-Turf playing surface was removed, an entirely new drainage system installed, the field crown raised four inches, and the entire field resurfaced with a new Super-Turf carpet. Lighting is provided by three towers with 324 mercury lamps (1500 watts per), 200 candle power per square foot on the playing field.

Schaefer's 61,297 seats are all constructed of aluminum. There are 5604 special box (chairs) seats, 48,710 seats on the sidelines, and 6983 end zone seats.

Through the 1979 season, 90 games have been played at Schaefer Stadium during the pre-season and regular season NFL schedule. A total of 4,876,343 (54,181 average per game) have watched the Patriots in action at Schaefer Stadium.

SCHAEFER STADIUM FANS

Year	Pre-Season	Regular	Total
1971	162,325	411,109	573,434
1972	150,046	426,993	577,039
1973	143,492	410,443	553,935
1974	73,950	420,903	494,853
1975	120,446	411,490	531,936
1976	92,838	378,994	471,832
1977	126,178	415,959	542,137
1978*	81,739	478,978	560,717
1979*	91,473	478,987	570,460
TOTALS	1,042,487	3,833,856	4,876,343

*Schedule format was changed to 2 pre-season games and 8 regular season games instead of the 3-7 format.

LOCAL MEDIA CONTACTS

NEWSPAPERS

- ASSOCIATED PRESS, 260 Summer Street, Boston.
Dave O'Hara and Howard Ulman (357-8100)
- BOSTON GLOBE, 135 Morrissey Blvd., Dorchester.
Will McDonough Ernie Roberts, Mike Madden
and Walter Haynes (929-3235)
- BOSTON HERALD-AMERICAN, 300 Harrison Avenue.
Kevin Mannix and Joe Fitzgerald (426-3000)
- BROCKTON ENTERPRISE, 60 Main Street.
Pete Farley (586-6200).
- CHRISTIAN SCIENCE MONITOR, One Norway Street.
Ross Atkins (262-2300).
- LAWRENCE TRIBUNE, 100 Turnpike Dr., N. Andover.
Mike Gallant (685-1000)
- LOWELL SUN, 15 Kearney Square, Lowell.
Dave McArdle (455-5671)
- LYNN ITEM, 38 Exchange Street, Lynn.
Red Hoffman (593-7700)
- MIDDLESEX NEWS, 33 New York Ave., Framingham
Curt Garfield (872-4321)
- NEW BEDFORD TIMES, 555 Pleasant St., New Bedford.
Don Harrington (997-7411)
- PATRIOT LEDGER, 13 Temple Street, Quincy
Ron Hobson (786-7063)
- PAWTUCKET TIMES, 23 Exchange St., Pawtucket, R.I.
Julie Dalton (401-733-4000)
- PROVIDENCE JOURNAL (R.I.), 75 Fountain Street.
Jim Donaldson and Bill Parillo (401-277-7340)
- SALEM NEWS, 155 Washington Street.
Bill Kipouras and Carl Sygiel (744-0600)
- SPRINGFIELD UNION-NEWS, 1860 Main Street.
Carlo Imelio and Jim Reagan (413-787-5153)
- SUN CHRONICLE, 34 S. Main St., Attleboro.
Peter Gobis and Mark Farinella (222-7000)
- WORCESTER TELEGRAM-GAZETTE, 20 Franklin Street.
Dick Cerasuolo and Gary Santinello(523-4385)
- UNITED PRESS, 20 Ashburton Place, Boston.
Peter May (277-4000)

RADIO/TELEVISION

- WBZ (4), 1150 Soldiers Field Road, Boston.
Roger Twibell and Bob Lobell (787-7819)
- WBZ (1030) 1150 Soldiers Field Road, Boston.
Gil Santos (787-7249)
- WCVB (5), TV Place, Needham.
Don Gillis and Brian Leary (449-0400)
- WEEI (590) 4450 Prudential Tower, Boston.
John Carlson (262-8516)
- WHDH (850) 441 Stuart St., Boston.
Dan Davis (247-0850)
- WJAR (10), 176 Weybosset Street, Providence.
Chris Clark and Joe Zone (401-751-5700)
- WITS (1510) 111 Broadway, Boston. Tom Shaer and
Glen Ordway (426-1700)
- WNAC (7), 5 Government Center, Boston.
Bill O'Connell and Roy Reiss (725-2820)
- WPRI (12), 25 Catamore Blvd., East Providence
Mike Gorman (401-438-7200)
- WTEV (6), TV Center, New Bedford.
Gil Santos and Joe Becker (993-2651)

OUTSTANDING PERFORMANCES

SEASON 1,000 YARDS RUSHING

Yards	Name	Year
1,458	Jim Nance	1966
1,216	Jim Nance	1967
1,015	Sam Cunningham	1977

1,000 YARDS RECEIVING

Yards	Name	Year
1,013	Harold Jackson	1979
1,002	Stanley Morgan	1979

3,000 YARDS PASSING

Yards	Name	Year
3,465	Babe Parilli	1964
3,286	Steve Grogan	1979

SINGLE GAME 100 YARDS RUSHING 1960-1979

Yds.	Att.	Name	Game
208	38	Jim Nance	10-30-66 vs Oakland
185	34	Jim Nance	9-24-67 vs Buffalo
177	25	Don Calhoun	11-28-76 vs Denver
177	22	Don Calhoun	12-5-76 vs New Orleans
164	24	Jim Nance	12-17-67 vs Miami
146	17	Jim Nance	12-11-66 vs Houston
143	17	Don Calhoun	9-10-78 vs St. Louis
141	25	Sam Cunningham	10-7-76 vs Buffalo
141	24	Don Calhoun	11-14-76 vs Baltimore
141	25	Sam Cunningham	10-16-77 vs San Diego
140	13	Larry Garron	10-26-62 vs Oakland
133	23	Jim Nance	11-27-66 vs Miami
129	22	Sam Cunningham	10-27-74 vs Minnesota
128	16	Horace Ivory	11-5-78 vs Buffalo
127	16	Ron Burton	10-23-60 vs Denver
127	21	Carl Garrett	11-28-71 vs Buffalo
127	14	Andy Johnson	12-12-76 vs Tampa
127	29	Jim Nance	10-8-67 vs San Diego
126	24	Jim Nance	9-18-66 vs Denver
125	24	Jim Nance	11-16-69 vs Cincinnati
125	11	Sam Cunningham	10-20-74 vs Buffalo
124	18	Andy Johnson	10-19-75 vs Baltimore
121	12	J.D. Garrett	10-4-64 vs Denver
119	13	Mack Herron	10-12-75 vs Cincinnati
118	17	Ron Burton	9-16-62 vs Houston
118	22	Sam Cunningham	10-24-76 vs Buffalo
116	10	Larry Garron	10-22-61 vs Buffalo
116	12	Horace Ivory	11-18-79 vs Baltimore
113	20	Jim Nance	10-15-67 vs Miami
113	21	Sam Cunningham	11-17-74 vs N.Y. Jets
113	15	Horace Ivory	10-22-78 vs Miami
111	19	Jim Nance	12-8-68 vs Miami
111	15	Carl Garrett	10-10-71 vs N.Y. Jets
109	24	Jim Nance	12-4-66 vs Buffalo
109	18	Jim Nance	11-26-67 vs Houston
109	17	Jim Nance	11-9-69 vs Miami
109	22	Don Calhoun	11-21-76 vs N.Y. Jets
109	27	Andy Johnson	9-18-78 vs Baltimore
108	25	Jim Nance	10-23-66 vs San Diego
108	26	Jim Nance	11-5-67 vs Houston
108	23	Josh Ashton	10-1-72 vs Washington
107	17	Larry Garron	12-8-63 vs Houston
107	22	Jim Nance	11-20-66 vs Kansas City
106	21	Sam Cunningham	9-19-76 vs Miami
105	11	Dick Christy	11-11-60 vs N.Y. Titans
105	23	Sam Cunningham	9-18-77 vs Kansas City
104	22	Jim Nance	11-13-66 vs Houston
103	21	Andy Johnson	10-26-75 vs San Francisco
103	15	Don Calhoun	12-7-75 vs N.Y. Jets
103	7	Steve Grogan	10-18-76 vs N.Y. Jets
101	21	Sam Cunningham	10-3-76 vs Oakland
101	31	Sam Cunningham	10-9-76 vs Seattle
100	19	Sam Cunningham	11-23-75 vs Buffalo

100 YARDS RECEIVING

Yds.	Rec.	Name	Games
170	5	Stanley Morgan	11-26-79 vs Colts
167	8	Art Graham	11-6-64 vs Oilers
158	3	Ron Sellers	12-14-69 vs Oilers
158	5	Stanley Morgan	11-4-79 vs Bills
156	6	Art Graham	9-8-63 vs Jets
151	5	Stanley Morgan	10-28-79 vs Colts
149	6	Randy Vataha	12-7-75 vs Jets
149	10	Tony Romeo	11-17-63 vs Chiefs
147	5	Harold Jackson	12-16-79 vs Vikings
147	7	Gino Cappelletti	10-31-64 vs Jets
146	5	Gino Cappelletti	12-18-65 vs Broncos
142	4	Jim Colclough	10-5-62 vs N.Y. Titans
140	4	Aaron Marsh	9-22-68 vs Jets
139	6	Russ Francis	9-26-76 vs Steelers
137	9	Jim Colclough	12-14-63 vs Chiefs
134	6	Jim Colclough	12-20-64 vs Bills
134	6	Jim Whalen	10-15-67 vs Dolphins
134	11	Art Graham	11-20-66 vs Chiefs
131	6	Gino Cappelletti	10-13-61 vs Oilers
129	6	Stanley Morgan	12-9-79 vs Jets
129	7	Randy Vataha	12-5-71 vs Dolphins
127	3	Jim Colclough	11-30-62 vs N.Y. Titans
126	5	Russ Francis	9-24-78 vs Raiders
125	3	Stanley Morgan	9-18-78 vs Colts
125	7	Russ Francis	11-23-75 vs Bills
124	4	Ron Sellers	11-2-69 vs Oilers
124	5	Dick Christy	10-16-60 vs Raiders
124	5	Stanley Morgan	11-29-79 vs Dolphins
124	7	Harold Jackson	9-3-78 vs Redskins
123	5	Joe Johnson	11-25-60 vs Oilers
123	5	Jim Colclough	11-11-62 vs Broncos
123	7	Jim Colclough	9-16-61 vs Broncos
122	4	Jim Whalen	12-27-67 vs Dolphins
121	3	Harold Jackson	9-9-79 vs Jets
121	4	Tony Romeo	9-21-62 vs Broncos
121	8	Darryl Stingley	10-30-77 vs Jets
118	3	Gino Cappelletti	11-13-66 vs Oilers
118	5	Harold Jackson	10-29-78 vs Jets
116	4	Darryl Stingley	10-23-77 vs Colts
116	9	Art Graham	9-9-67 vs Chargers
114	4	Jim Colclough	11-17-65 vs Bills
113	2	Jim Whalen	10-27-68 vs Jets
113	6	Larry Garron	12-11-66 vs Oilers
112	3	Jim Colclough	12-17-67 vs Dolphins
111	8	Gino Cappelletti	12-18-66 vs Jets
110	6	Jim Colclough	10-18-63 vs Broncos
109	3	Jim Whalen	10-24-65 vs Raiders
108	5	Ron Sellers	10-4-70 vs Colts
108	5	Reggie Rucker	11-18-73 vs Packers
108	6	Billy Lott	10-22-61 vs Bills
107	7	Randy Vataha	10-24-71 vs Cowboys
106	2	Larry Garron	10-23-66 vs Chargers
106	4	Harold Jackson	10-1-78 vs Chargers
105	5	Harold Jackson	11-29-79 vs Dolphins
104	3	Stanley Morgan	10-8-78 vs Eagles
104	3	Art Graham	11-29-64 vs Oilers
103	6	Andy Johnson	12-21-75 vs Colts
103	7	Gino Cappelletti	11-3-62 vs Bills
103	7	Reggie Rucker	11-19-72 vs Bills
102	3	Ron Sellers	12-7-69 vs Chargers
102	3	Stanley Morgan	9-9-79 vs Jets
102	5	Ron Sellers	10-25-70 vs Colts
101	5	Ron Sellers	11-23-69 vs Colts
101	6	Gino Cappelletti	9-20-64 vs Chargers
100	3	Don Calhoun	12-14-75 vs Bills
100	4	Randy Vataha	12-19-71 vs Colts
100	6	Bob Adams	12-9-73 vs Bills

300 YARDS PASSING

Yds.	A.	C.	Name	Game
405	47	25	Babe Parilli	10-16-64 vs Oak.
379	38	21	Babe Parilli	12-17-66 vs NY Jets
365	46	25	Steve Grogan	11-23-75 vs Buff.
354	45	25	Babe Parilli	11-17-63 vs K. C.
350	35	19	Steve Grogan	11-4-79 vs Buff.
350	39	21	Steve Grogan	11-29-79 vs Miami
348	32	18	Jim Plunkett	11-18-73 vs G. B.
333	36	20	Babe Parilli	11-29-64 vs Hous.
331	31	21	Babe Parilli	10-18-63 vs Den.
317	36	15	Steve Grogan	10-28-79 vs Balt.
315	18	13	Steve Grogan	9-9-79 vs NY Jets
304	38	18	Tom Yewcic	10-5-63 vs NY Jets

Accomplished 12 times: Parilli and Grogan 5 times each, Plunkett and Yewcic once each.

PATRIOTS LONGEST PLAYS

RUSHING (50 YARDS OR BETTER)

	PLAYER	YDS	OPPONENT	DATE
1.	Larry Garron	85	Buffalo	Oct. 22, 1961
2.	Carl Garrett	80	Miami	Nov. 9, 1969
3.	Ron Burton	77	at Denver	Oct. 23, 1960
4.	Sam Cunningham	75	at Buffalo	Oct. 22, 1974
5.	Claude King	71	Denver	Sept. 21, 1962
6.	Andy Johnson	69	at Tampa Bay	Dec. 12, 1976
7.	Larry Garron	67	at Buffalo	Sept. 23, 1961
8.	Andy Johnson	66	Baltimore	Oct. 19, 1975
9.	Jim Nance	65	Buffalo	Dec. 4, 1966
10.	Larry Garron	59	at San Diego	Oct. 31, 1965
11.	Ron Burton	59	Houston	Sept. 16, 1962
12.	J.D. Garrett	58	at Denver	Oct. 4, 1964
13.	Jim Nance	54	Oakland	Oct. 30, 1966
14.	Larry Garron	54	Oakland	Oct. 30, 1966
15.	Don Calhoun	54	at Baltimore	Nov. 14, 1976
16.	Jim Nance	53	at Buffalo	Sept. 24, 1967
17.	Mack Herron	53	at Cincinnati	Oct. 12, 1975
18.	Sam Cunningham	52	at Dallas	Dec. 3, 1978
19.	Andy Johnson	52	at Baltimore	Nov. 26, 1978
20.	Horace Ivory	52	Baltimore	Nov. 18, 1979
21.	Jim Nance	50	NY Jets	Oct. 10, 1971

PASS PLAYS

	PLAYERS	YDS	OPPONENT	DATE
1.	Jim Plunkett to Randy Vataha	88	at Baltimore	Dec. 19, 1971
2.	Tom Sherman to Jim Whalen	87	NY Jets	Oct. 27, 1968
3.	Babe Parilli to Art Graham	80	at Houston	Nov. 29, 1964
4.	Jim Plunkett to Carl Garrett	80	Houston	Nov. 14, 1971
5.	Babe Parilli to Art Graham	79	at Denver	Sept. 3, 1967
6.	Butch Songin to Billy Wells	78	L.A. Chargers	Oct. 8, 1960
7.	Tom Yewcic to Jim Colclough	78	NY Titans	Nov. 30, 1962
8.	Babe Parilli to Art Graham	77	Houston	Nov. 1, 1963
9.	Mike Taliaferro to Ron Sellers	77	at Houston	Dec. 14, 1969
10.	Jim Plunkett to Steve Burks	76	Dallas	Nov. 16, 1975
11.	Babe Parilli to Larry Garron	76	at Buffalo	Oct. 23, 1963
12.	Steve Grogan to Stanley Morgan	75	at Baltimore	Nov. 26, 1978
13.	Babe Parilli to Ron Burton	73	San Diego	Oct. 17, 1965
14.	Mike Taliaferro to Aaron Marsh	70	at NY Jets	Sept. 22, 1968

FIELD GOALS

	PLAYER	YDS	OPPONENT	DATE
1.	Gino Cappelletti	53	at NY Jets	Nov. 28, 1965
2.	Gino Cappelletti	51	Denver	Nov. 20, 1964
3.	Charlie Gogalak	51	at Miami	Oct. 17, 1971
4.	Gino Cappelletti	49	at Miami	Nov. 27, 1966
5.	John Smith	49	Denver	Dec. 28, 1976
6.	Gino Cappelletti	48	at Oakland	Sept. 13, 1964
7.	Gino Cappelletti	48	San Diego	Oct. 9, 1964
8.	Jeff White	48	at Houston	Nov. 25, 1973

PLAYOFF HISTORY

GAME SUMMARIES

1963

AFL DIVISIONAL PLAYOFFS

BOSTON PATRIOTS 26, BUFFALO 8

Buffalo (War Memorial Stadium), Dec. 28 — The game was the first playoff in the still infant American Football League's history, a match for the AFL's Eastern Division title. QB Babe Parilli and Gino Cappelletti figured in all of the Patriots points as Parilli hit Larry Garron for scoring strikes of 59 and 17 yards and Cappelletti hit for four FGs (28, 12, 33 and 36) while adding two PATs. RonBurton provided an inspirational boost for the Patriots as he heroically returned to play just a few weeks after disc surgery. Jack Rudolph led a Patriots defensive charge with 11 tackles while helping hold Buffalo's big back, Cookie Gilchrist to just 7 yards. Buffalo's only highlight of the day was a 93 yard scoring pass from Darryl Lamonica to Elbert Dubenion.

Patriots	10	6	0	10	26		BP	BUF
Buffalo	0	0	8	0	8			
BP — Cappelletti FG 28						First Down	11	3
BP — Garron 59 pass from Parilli Cappelletti kick)						Rushes-Yards	36-83	12-7
BP — Cappelletti FG 12						Passing Yards	300	301
BP — Cappelletti FG 33						Total Yards	383	308
BUF—Dubenion 93 pass from Lamonica (Tracey pass from Lamonica)						Lost Att./Pass	8	22
BP — Garron 17 pass from Parilli (Cappelletti kick)						Passes	34-14-1	45-19-4
BP — Cappelletti FG 36						Punts	7-32.3	8-35.1
						Fumbles/Lost	0-0	3-2
						Penalties/Yds.	7-65	9-100
						A — 33,044		

INDIVIDUAL LEADERS

RUSHING: Boston: Garron 19-44, Neumann 1-16, Burton 8-12, Crump 5-9.

Buffalo: Gilchrist 8-7, Bass 2-4, Kemp 2 for minus 4.

PASSING: Boston: Parilli 35-14-1, 300 yards, 2 TDs.

Buffalo: Lamonica 24-9-3, 168 yards, 1 TD, Kemp 21-10-1, 133 yards.

RECEIVING: Boston: Garron 4-120-2 TDs, Cappelletti 4-129, Burton 3-22.

Buffalo: Dubenion 3-115-1 TD, Ferguson 4-47, Bass 4-45,

Rutkowski 3-45.

1963

AFL CHAMPIONSHIP GAME

San Diego (Balboa Stadium), Jan. 5, 1964 — Charger Keith Lincoln and injuries to star FB Larry Garron (concussion), Houston Antwine (back) and Harry Crump (shoulder) spelled disaster for the Patriots as the 6½ point favorite Chargers coasted to a 51-10 victory. Lincoln rushed for an amazing 206 yards on the ground and added 123 more yards in receptions. The Chargers ran up a 31-10 lead at the half, and added 20 more unanswered points in the second half to capture the AFL title.

Patriots	7	3	0	0	10		B	SD
San Diego	21	10	7	13	51			
SD — Rote 2 run (Blair kick)						First Downs	14	21
SD — Lincoln 67 run (Blair kick)						Rushes-Yards	16-75	32-318
BP — Garron 7 run (Cappelletti kick)						Passing Yards	186	292
SD — Lowe 58 run (Blair kick)						Total Yards	261	610
BP — Cappelletti FG 11						Passes	37-17-2	26-17-0
SD—Norton 14 pass from Rote (Blair kick)						Punts	7-47	2-44
SD—Alworth 48 pass from Rote (Blair kick)						Fumbles/Lost	1-0	1-1
SD — Lincoln 25 pass from Hadl (pass failed)						Penalties/Yds.	1-18	6-30
SD — Hadl 1 run (Blair kick)						A — 30,127		

INDIVIDUAL LEADERS

RUSHING: Boston: Crump 7-18, Garron 3-15, Lott 3-15, Yewcic 1-14.

San Diego: Lincoln 13-206, Lowe 12-94, Rote 4-15.

PASSING: Boston: Parilli 29-14-1, 189 yards, 0 TD. Yewcic 8-3-1, 39 yards, 0 TD.

San Diego: Rote 15-10-0, 173 yards, 2 TDs. Hadl 10-6-1, 112 yards, 1 TD.

RECEIVING: Boston: Cappelletti 2-72, Graham 2-68, Crump 2-28, Colcough 3-26.

San Diego: Alworth 4-77, MacKinnon, 2-52, Norton 2-44.

1976

AFC DIVISIONAL PLAYOFFS

Oakland (Oakland-Alameda County Coliseum), Dec. 18 — The surprising Patriots, having finished a complete turnaround with an 11-3 record (3-11 in 1975), travelled to Oakland to meet the Raiders in their first playoff competition since 1963. The Patriots jumped in front of the Raiders 7-0 on a 1 yard run by Andy Johnson, but fell behind at the half 10-7 when Fred Biletnikoff hauled in a 31 yard scoring pass from Ken Stabler with just 39 seconds left on the clock. Steve Grogan engineered

scoring drives on the Patriots first two possessions of the third quarter, running the Patriots lead to 21-10 at the end of three quarters of play. Oakland responded with a score on its first possession of the fourth period, a one yard run off left tackle by Mark van Eeghan. With the score at 21-17 in the Patriots favor, John Smith attempted a 50 yard FG with 4:12 remaining, but the kick was low and the Patriots hung on to a slim 21-17 lead. Ken Stabler rallied the Oakland squad, driving the Raiders from their own 32 after the Smith FG attempt, and hitting paydirt for the winning score with only 14 seconds to go. The drive was marred by a controversial roughing the passer call on Ray Hamilton. The Patriots had seemingly stopped the Raiders when a Stabler to Garrett pass on a 3rd and 18 from the Patriot 27 fell incomplete, but penalty flags were thrown and the Raiders had possession with a first and ten at the Patriot 13. Five plays later Stabler rolled around left end for the winning score and the Patriots dreams of a championship in their rags to riches season were over. The loss was the closest one in the playoffs for the Raiders on their way to their Super Bowl Championship. The Patriots were the only team to beat the Raiders (48-17 on 10-3-76) during the regular season as they registered a 13-1 record.

Patriots	7	0	14	0	21		
Oakland	3	7	0	14	24		
NE — A. Johnson 1 run (Smith kick)						First Downs	23 20
O — Mann FG 40						Rushes-Yards	49-164 24-81
O — Biletnikoff 31 pass from Stabler (Mann kick)						Passing Yards	167 201
NE — Francis 26 pass from Grogan (Smith kick)						Total Yards	331 282
NE — J. Phillips 3 run (Smith kick)						Had QB Sacked	0-0 4-32
O — Van Eeghen 1 run (Mann kick)						Passes	24-12-2 32-19-0
O — Stabler 1 run (Mann kick)						Punts	3-44 5-37.8
						Fumbles/Lost	1-1 1-1
						Penalties/Yds.	10-83 11-93
						A — 54,037 paid, 53,045 actual	

INDIVIDUAL LEADERS

- RUSHING:** Patriots: Cunningham 20-68, Grogan 7-35, Johnson 14-32.
Oakland: Van Eeghan 11-39, C. Davis 7-29, Banaszak 4-8.
- PASSING:** Patriots: Grogan 23-12-1, 167 yards, 1 TD.
Oakland: Stabler 32-19-0, 233 yards, 1 TD.
- RECEIVING:** Patriots: Francis 4-96-1 TD, Stingley 2-36, Cunningham 2-14.
Oakland: Biletnikoff 9-137-1 TD, Casper 4-47, Branch 3-32.

1978

AFC DIVISIONAL PLAYOFFS

Foxboro (Schaefer Stadium), Dec. 31 — With the AFC East Division title tucked under their belts, the Patriots played host to the Houston Oilers in the first playoff game ever played at Schaefer Stadium. The Oilers earned the right to meet the Patriots after handing the Dolphins a 17-9 defeat at the Orange Bowl a week earlier. The Patriots had finished the season at 11-6, but were reeling from the controversy that started when Coach Chuck Fairbanks announced his resignation to accept the head coaching position at Colorado. The game found Fairbanks on the Patriots sidelines, however, but the last day of 1978 also proved the last day of the Patriots '78 season. Dan Pastorini completed 10 of 13 passes for 184 yards in the first half as the Oilers built a 21-0 lead at the intermission. Toni Fritsch added a 30 yard FG before the Patriots rallied with two TDs in the second half, one a 24 yard score on an option pass from RB Andy Johnson to WR Harold Jackson and the other on a 24 yard scoring strike from sub QB Tom Owen to TE Russ Francis. Owen had replaced starter Steve Grogan late in the first half. With the score Houston 24, Patriots 14, the Patriots began a late rally. Starting at their own 18, the Patriots started to move but Gregg Bingham picked off an Owen for Morgan pass and returned it to the Patriot 18, killing the drive a setting up an Earl Campbell 2 yard TD run that put the game out of reach. SS Doug Beaudoin had a big day on defense, making 8 tackles and adding 7 assists, while ILB Steve Nelson added 5 tackles and 5 assists.

Houston	0	21	3	7	31		
Patriots	0	0	7	7	14		
H — Burrough 71 pass from Pastorini (Fritsch kick)						First Downs	21 15
H — Barber 19 pass from Pastorini (Fritsch kick)						Rushes-Yards	54-174 20-83
H — Barber 13 pass from Pastorini (Fritsch kick)						Passing Yards	170 180
H — Fritsch FG 30						Total Yards	344 263
NE — Jackson 24 pass from Johnson (Smith kick)						Had QB Sacked	3-30 4-26
NE — Francis 24 pass from Owen (Smith kick)						Passes	15-12-1 35-16-3
H — Campbell 2 run (Fritsch kick)						Punts	5-34.8 4-43.3
						Fumbles/Lost	1-0 2-0
						Penalties/Yds.	2-25 8-92
						A — 61,297 paid, 60,881 actual	

INDIVIDUAL LEADERS

- RUSHING:** Houston: Campbell 27-118-1 TD, Tim Wilson 14-26, Coleman 7-19.
Patriots: Cunningham 10-42, Grogan 1-16, Johnson 6-14.
- PASSING:** Houston: Pastorini 15-12-1, 200 yards, 3 TDs.
Patriots: Owen 22-12-1, 144 yards, 1 TD. Grogan 12-3-2, 28 yards.
- RECEIVING:** Houston: Barber 5-83-2 TDs, Burrough 3-91-1 TD, Caster 2-12.
Patriots: Francis 8-101-1 TD, Cunningham 3-28, Morgan 2-37.

DIVISION TIES

If, at the end of the regular season, two or more clubs in the same division finish with the best won-lost-tied percentage, the following steps will be taken until a champion is determined:

Two Clubs

1. Head-to-Head (best won-lost-tied) percentage in games between the clubs.
2. Best won-lost-tied percentage in games played within the division.
3. Best won-lost-tied percentage in games played within the conference.
4. Best won-lost-tied percentage in common games, if applicable.
5. Best net points in division games.
6. Best net points in all games.
7. Strength of schedule.
8. Best net touchdowns in all games.
9. Coin toss.

Three or More Clubs

(Note: If two clubs remain tied after a third club is eliminated during any step, tie-breaker reverts to Step One of two-club format.)

1. Head-to-Head (best won-lost-tied percentage in games among the clubs.)
2. Best won-lost-tied percentage in games played within the division.
3. Best won-lost-tied percentage in games played within the conference.
4. Best won-lost-tied percentage in common games.
5. Best net points in division games.
6. Best net points in all games.
7. Strength of schedule.
8. Best net touchdowns in all games.
9. Coin toss.

WILD CARD TIES

If necessary to break ties to determine the two Wild Card clubs from each conference, the following steps will be taken:

1. If all the tied clubs are from the same division, apply division tie-breaker.
2. If the tied clubs are from different divisions, apply the following steps:

(Note: If two clubs remain tied after third or other clubs eliminated, tie breaker reverts to Step One of applicable two-club format.)

Two Clubs

1. Head-to-Head, if applicable.
2. Best won-lost-tied percentage in games played within the conference.
3. Best won-lost-tied percentage in common games, minimum of four.
4. Best net points in conference games.
5. Best net points in all games.
6. Strength of schedule
7. Best net touchdowns in all games.
8. Coin toss.

Three-or-More-Clubs

1. Head-to-Head sweep (applicable only if one club has defeated each of the others or one club has lost to each of the others.)
2. Best won-lost-tied percentage in games played within the conference.
3. Best won-lost-tied percentage in common games, minimum of four.
4. Best net points in conference games.
5. Best net points in all games.
6. Strength of schedule.
7. Best net touchdowns in all games.
8. Coin toss.

Interconference Victories 1970-79

Regular Season

	AFC	NFC	Tie
1970	12	27	1
1971	15	23	2
1972	20	23	1
1973	19	19	2
1974	23	17	0
1975	23	17	0
1976	16	12	0
1977	19	9	0
1978	31	21	0
1979	36	16	0
Total	214	180	6

THE FRITO-LAY STORY



The Frito-Lay/New England Patriots/Boys' Clubs of Boston relationship began in 1976. During this period, Frito-Lay, with the help of the New England Patriots, contributed \$172,800 to the Boys' Club. The funds help the Boys' Club to provide educational, social, cultural, recreational, and guidance services to its 5000 boy and girl members.



During the Patriots-Minnesota game at Schaefer Stadium on Dec. 12, 1979, a check for \$47,600 was presented by the Frito Lay Company to the Boys Clubs of Boston. The check represented a \$100 contribution for each point the Patriots scored during pre-season and regular season play in 1979. In addition, another \$2700 was donated as a result of the 27-23 Patriot win over the Vikings in the season's final game, bringing the total 1979 contribution to \$50,300 and four year total contribution to \$172,800. Shown on the far right of the picture, is Mike Grenert, Frito Lay Division Sales Manager, who has played an instrumental role in the relationship between the Patriots, Frito Lay and the Boys Clubs of Boston.

Last year, the amount contributed was \$50,300 — the largest thus far. This unique troika would not have been made possible without the support and vision of the team's president, Mr. William H. Sullivan, Jr.

It was he who designated The Boys' Clubs of Boston as the Patriot's official charity in 1968. Each time the Patriots play at home, better than 60,000 fans frequently hear the stadium announcer say, "and that's another \$700 for the Boys' Clubs of Boston". The Frito-Lay Company's commitment to the Boys' Clubs is at the rate of \$100 for every point the Patriots score during the entire season, including the play-offs.

The public relations element of this significant program enhances the Boys' Clubs organization. There has been active participation each year by the Patriots' players in the Boys' Clubs programs as guest speakers and volunteers. Many of them have visited the Boys' Clubs to participate in the programs with its youth members.

This is the fifth year the Frito-Lay Company will team up with the New England Patriots to help the Boys' Clubs of Boston finance its year-round youth development program which provides services to girls and boys between the ages of 6 and 18 years of age.

Robert A. Cleary, the President of the Boys' Clubs has commended President Billy Sullivan and Frito-Lay for their joint effort in demonstrating the corporate business community's support of charitable organizations whose purpose is to help young people become achievers with their lives.

1980 SCHEDULE

PRESEASON

Aug. 11	at Los Angeles	(MON)	8:00*
Aug. 16	at Oakland	(SAT)	6:00
Aug. 24	PHILADELPHIA	(SUN)	12:30
Aug. 29	at Seattle	(FRI)	5:30

REGULAR SEASON

Sept. 7	CLEVELAND	(SUN)	1:00
Sept. 14	ATLANTA	(SUN)	1:00
Sept. 21	at Seattle	(SUN)	1:00
Sept. 29	DENVER	(MON)	9:00
Oct. 5	at New York Jets	(SUN)	1:00
Oct. 12	MIAMI	(SUN)	1:00
Oct. 19	at Baltimore	(SUN)	2:00
Oct. 26	at Buffalo	(SUN)	1:00
Nov. 2	NEW YORK JETS	(SUN)	4:00
Nov. 10	at Houston	(MON)	8:00
Nov. 16	LOS ANGELES	(SUN)	1:00
Nov. 23	BALTIMORE	(SUN)	1:00
Nov. 30	at San Francisco	(SUN)	1:00
Dec. 8	at Miami	(MON)	9:00
Dec. 14	BUFFALO	(SUN)	1:00
Dec. 21	at New Orleans	(SUN)	12:00

*all times local

TICKET INFORMATION

For ticket information call or write:

NEW ENGLAND PATRIOTS
TICKET OFFICE

Foxboro, Mass. 02035

(617) 543-7911 (Foxboro)

(617) 262-1776 (Boston)

Sports Charge (617) 486-8181

All Ticketron Outlets



A WINNING TEAM

"IF YOU LOVE FRESH, YOU'LL LOVE LAYS"

LAY'S® is a trademark of Frito-Lay, Inc.