




NEW ENGLAND PATRIOTS



1990 FACT BOOK





... emergency assistance after the game from the ... Amoco Motor Club.

We're waiting outside the stadium with FREE emergency service to help you get home – jump-starting low batteries, changing flat tires, helping with lock-out problems and towing.

You can enjoy the same emergency service whenever you need it, anywhere in the U.S., along with



other valuable travel benefits, when you join the Amoco Motor Club for just pennies a day.

If you're stuck, out of gas, have a flat, need a tow or a jump-start, make one toll-free call to 1-800-START-UP, we'll arrange fast professional service. You just sign and go.

Along with convenience, you'll enjoy car rental discounts and free

collision insurance, guaranteed arrest bond, free maps and trip routing, emergency check cashing, travel accident insurance and much more...you can even apply for a no-fee Visa or MasterCard! **Save 50% On Hotels, Motels and Resorts**

With Quest International you



can get 50% discounts off room rates at thousands of hotels, motels and resorts. Quest is a \$99 value but it's FREE with your Amoco Motor Club membership.

Join the Amoco Motor Club for just 11¢ a day (\$39.95 per year, including spouse membership). You'll see why we say it's the best motor club value.

**JOIN TODAY!
CALL TOLL-FREE
1-800-233-0003,
extension 310**



The Official Motor Club of 16 N.F.L. Teams.



Membership Not Available to Residents of California.

25th Anniversary
1965 • 1990





More publications available at:

www.retroseasons.com/library/



NEW ENGLAND PATRIOTS 1990 FACT BOOK

This Fact Book has been prepared to assist all members of the media in their coverage of the Patriots during the 1990 season. Should you require additional information, further assistance or wish to arrange interviews, please contact Jim Oldham or Mike Hanson at (508) 543-8200 or (508) 543-7998. Oldham's home phone number is (508) 226-7807 and Hanson's home phone number is (508) 339-0947.

TABLE OF CONTENTS

Biographies: Coaches	17	100 Games-Played List	197
Draft Choices	97	Offensive Statistics (1989) ...	128
Free Agents	107	Opponents Information	109
Administration	6	Patriots Radio Network	200
Veteran Players .	27	Plan B Information (1990)	137
Career Leaders	158	Player Movements (1989)	135
Club Directory	4	Preseason Results	166
Coaches Roster (All Time)	26	Pro Bowl Players	193
Draft List (All Time)	187	Pronunciation Guide	108
Defensive Statistics (1989) .	131	Records: Consecutive ...	156
Foxboro Stadium	5	Individual	139
Game-By-Game Review	117	Team	147
Head Coaches Records	26	Regular Season Results	169
Historical Highlights	194	Roster.....	93
Honors (1989)	134	Roster (All Time)	183
Last Time It Happened	161	Season Results (1989)	116
Longest Plays	160	Series Records	179
NFL Information	198	Travel Plans (1990)	203
NFL Standings (1989 Final) .	138	Year by Year Leaders	162

1990 PATRIOTS FACT BOOK CREDITS

Written & Edited: Jim Oldham, Mike Hanson
Design & Typesetting: Peg Myers, John Marville
Printing: Spaulding Printers of Boston, Mass. (special thanks to Paul D'Entremont)
Advertising Sales: David Wintergrass
Inside Photos: Susie Dittelman of East Greenwich Photo and Patriots' team photographer Tom Croke
On The Cover: Patriots' Head Coach Rod Rust (photo by Paul Spinelli)
Special Assistance: Patty DelGrosso, Jim Greenidge, Joan Bishop, Nadine Jackson, Ken Shell, Kunle Raji



1990 PATRIOTS' SCHEDULE

PRESEASON

<u>DATE</u>	<u>OPPONENT</u>	<u>TIME</u>
August 9 (Thu)	Pittsburgh (at Montreal)	7:30 p.m.
August 18 (Sat)	Tampa Bay (at Jacksonville)	8:00 p.m.
August 24 (Fri)	CINCINNATI	7:00 p.m.
August 31 (Fri)	ATLANTA	7:30 p.m.

REGULAR SEASON

<u>DATE</u>	<u>OPPONENT</u>	<u>TIME</u>
September 9 (Sun)	MIAMI	4:00 p.m.
September 16 (Sun)	at Indianapolis	1:00 p.m.
September 23 (Sun)	at Cincinnati	1:00 p.m.
September 30 (Sun)	NEW YORK JETS	4:00 p.m.
October 7 (Sun)	SEATTLE	1:00 p.m.
October 14	** OPEN DATE **	
October 18 (Thu)	at Miami	8:00 p.m.
October 28 (Sun)	BUFFALO	1:00 p.m.
November 4 (Sun)	at Philadelphia	1:00 p.m.
November 11 (Sun)	INDIANAPOLIS	1:00 p.m.
November 18 (Sun)	at Buffalo	1:00 p.m.
November 25 (Sun)	at Phoenix	4:00 p.m.
December 2 (Sun)	KANSAS CITY	1:00 p.m.
December 9 (Sun)	at Pittsburgh	1:00 p.m.
December 15 (Sat)	WASHINGTON	4:00 p.m.
December 23 (Sun)	at New York Jets	1:00 p.m.
December 30 (Sun)	NEW YORK GIANTS	1:00 p.m.

All Times Eastern
Home Games In ALL CAPS

IMPORTANT DATES IN 1990-91

August 9	Preseason Opener vs. Pittsburgh at Montreal
August 28	Roster cut to 60
September 3	Roster cut to 47
September 9	Regular Season Opener vs. Miami at Foxboro Stadium (4:00 p.m.)
October 16	Trading of Player Contracts ends at 4 p.m. New York Time
October 16-17	NFL Fall Meeting, Chicago, Illinois
December 17-18	Balloting for AFC-NFC Pro Bowl
December 31	Regular Season Closes
January 5-6	Wild Card Games
January 12-13	Divisional Playoffs
January 20	Conference Championships
January 27	Super Bowl XXV (Tampa, Florida)
January 28	Trading Period Begins
February 1	Deadline for Establishing Protected List of 37 Players
February 3	Pro Bowl (Honolulu, Hawaii)
April 21-22	NFL Draft

Louis Rich®


AND THE PATRIOTS...
WINNING COMBINATIONS
THAT CAN'T BE BEAT!



Tastes Too Good To Be So Good For You!



Team Up Against Drugs!



Louis Rich®



1990 CLUB DIRECTORY

NEW ENGLAND PATRIOTS FOOTBALL CLUB, INC.

Foxboro Stadium, Rt. 1, Foxboro, MA 02035
Administrative Offices: (508) 543-8200
Ticket Office: (508) 543-1776

Stadium

Foxboro Stadium (60,794)
SuperTurf surface

Tickets

Sideline Chairs: \$43
Corner Chairs: \$33
Sideline Benches: \$28
Endzone Benches: \$18

ADMINISTRATIVE STAFF

Chairman	Victor K. Kiam II
Vice Chairman	Francis W. Murray
President	William H. Sullivan, Jr.
Vice President	Francis J. "Bucko" Kilroy
General Manager	Patrick J. Sullivan
Vice President-Administration	Robert L. Durkin
Controller	Ginny Valade
Accounting Assistant	Susan Desrosiers
Management Intern	Francis X. Murray
Admin. Asst. to General Manager	Marie Lowre
Admin. Asst. to Vice Chairman	Marie Sailer
Executive Secretary to President	Barbara Ruhl
Team Travel/Admin. Asst. to VP-Administration	Patty DelGrosso
Receptionist	Heather Chase
Receptionist	Nancy Wales
Administrative Intern	Steve Hillard
Administrative Intern	Allison Sellers

PLAYER PERSONNEL

Director of Player Operations	Joe Mendes
Director of Pro Scouting	Bill McPeak
Executive Director of Player Personnel	Darryl Stingley
Personnel Scout	Larry Cook
Personnel Scout	Charles Garcia
Personnel Scout	Ralph Goldston
Personnel Scout	Mike Pollom
Personnel Scout	Ken Sternfeld
Personnel Scout	Bob Teahan
Administrator	Nancy Meier
Pro Personnel Assistant	Debbie Pollom
Administrative Assistant	Helen Igo

COACHING STAFF

Head Coach	Rod Rust
Offensive Coordinator/Quarterbacks	Jimmy Raye
Defensive Coordinator/Defensive Backs	Charlie Sumner
Outside Linebackers	Don Blackmon
Special Teams/Tight Ends	Steve Crosby
Offensive Backs	Bobby Grier
Offensive Line	Rod Humenuik
Defensive Line	Dale Lindsey
Inside Linebackers	Steve Nelson
Special Assistant to Head Coach	John Polonchek
Strength/Conditioning	Jerry Simmons
Receivers	Richard Wood

FOOTBALL STAFF

Head Trainer	Ron O'Neil
Assistant Trainer	Kirk Brumels
Equipment Manager	George Luongo
Assistant Equipment Manager	Don Brocher
Video Director	Ken Deininger
Assistant Video Director	Dave Sutherby
Coaching Secretary	Beverly Scollins
Strength/Conditioning Intern	Kevin Norman
Team Security	Lou Assad
Team Physician	Bertram Zarins, M.D.
Team Dentist	Bill Lenkaitis, D.D.S.



1990 CLUB DIRECTORY

PUBLIC/MEDIA RELATIONS STAFF

Director of Marketing/Public Relations David Wintergrass
 Director of Media Relations Jim Oldham
 Assistant Director of Media Relations Mike Hanson
 Marketing Assistant Tracey Goulet
 Public Relations Assistant Katrin Anderson
 Media Relations Administrative Assistant Nadine Jackson
 Media Relations Intern Ken Shell


DATA PROCESSING DEPARTMENT

Director of Data Processing Peg Myers
 Computer Operations Assistant Joe Ziobro
 Systems Analyst Steve Poreda
 Administrative Intern Kunle Raji

TICKET OFFICE

Box Office Manager Frank Napoli
 Assistant Box Office Manager Jodie Meyer
 Box Office Assistant Barbara Rizzo

FOXBORO STADIUM



Foxboro Stadium, located on Route 1 between Boston and Providence, R.I., is the football home of the New England Patriots.

Owned by Robert Kraft and Steven Karp (since July of 1989), Foxboro Stadium seats 60,794 fans for football, including 504 luxury seats and 5,604 sideline chair seats. The stadium also has 47,908 sideline seats, 6,103 end zone seats and 675 corner chair seats.

The stadium, originally built at a cost of \$6.7 million, hosted its first game on August 15, 1971 before 60,423 fans (preseason game against the New York Giants). The stadium was called Schaefer Stadium for 12 years before being re-named on May 23, 1983 to Sullivan Stadium. On May 31, 1990, the name of the stadium was renamed Foxboro Stadium.

The stadium site covers an area of 304 acres. The stadium surface is SuperTurf in 1990, but plans are underway to install natural grass in the stadium before the 1991 season.



ADMINISTRATION



VICTOR K. KIAM II
Chairman

Victor K. Kiam, II, one of America's leading entrepreneurs and the president and chief executive officer of Remington Products, Inc., enters his second full season as the owner and chairman of the New England Patriots.

Kiam, who along with Francis W. Murray purchased the team on October 28, 1988 from William H. Sullivan, Jr., has already established himself as one of the most active National Football League owners by serving on the board of the World League of American Football and the NFL Properties Executive Committee.

Kiam, who purchased Remington in March of 1979, has helped develop the only American manufacturer of electric shavers into the only leveraged buyout company listed in the book "The 100 Best Companies To Work For In America."

In addition, Kiam has acquired Franzus Company, a U.S.-based manufacturer of travel appliances; Remington Apparel, the second largest tie company in America; Lady Remington Jewelry, a party plan distributor of fashion jewelry; PIC Design Corp., a manufacturer of precision industrial components; and Remington Rand, an office equipment and electronics company.

From 1971-77, Kiam was chairman and chief executive officer of Benrus Corporation, a diversified manufacturer of industrial components and consumer products. He and his wife, Ellen, founded the Friendship Collection, the largest importer of jewelry, antiques and artifacts from the People's Republic of China in, in 1977.

He began his career as a salesman with Lever Brothers Co. in 1951. He rose to Marketing Director before joining International Latex Corporation (Playtex) as Regional Sales Manager.

He is the author of the books "Going For It! How To Succeed As An Entrepreneur," an international best seller published in 1987, and "Live To Win! Achieving Success In Life And Business," which was published last year.

While football is his favorite spectator sport, his favorite participation sport is tennis. Ranked #1 in doubles in the over-50 and over-55 senior player tennis categories, Kiam's career-highlight was a victory over former Wimbledon finalist Gottfried von Cramm.

He now hosts the Remington International Family Tennis Tournament, the only international sports event involving family play. The tournament is played in 15 countries, including the USSR, People's Republic of China, United Kingdom and Australia, and has 30,000 entrants.

Kiam has received many awards, including the 1990 Humanitarian of the Year award presented by the St. Coletta Day School. He also was named the 1989 Man of the Year by the Massachusetts State Troopers and given the Kate Smith Award for his efforts on behalf of the U.S. Savings Bond program, in addition to being named the 1989 Humanitarian of the Year by the Cystic Fibrosis Foundation. In previous years, he has been named 1982 National




ADMINISTRATION

Business & Commerce Father of the Year, 1987 International Marketing Executive of the Year and 1988 Northwood Institute Outstanding Business Leader Award winner. He holds doctor of law degrees from Hampshire College and George Washington University and an honorary Doctorate of Science degree in Business Administration from Bryant College.

Born in New Orleans on December 7, 1926, he earned his B.A. from Yale University, a Certificate of Languages from the University of Paris in 1949 and an M.B.A. from Harvard Graduate School of Business in 1951.

The 63-year-old Kiam resides in Stamford, Conn., with his wife, Ellen. He has three children: Lisa Durkin, Tory and Robin.



Francis W. Murray
Vice Chairman

Francis W. Murray, who acquired an option to buy the New England Patriots on April 6, 1986, joined Victor K. Kiam, II and William H. Sullivan, Jr. on October 28, 1988 to form KMS, Ltd. and complete the purchase.

Murray, who owns 49 percent of the Patriots, is the sole shareholder of FWM Corporation and a 1965 graduate of the University of Pennsylvania's highly regarded Wharton School. A Philadelphia native, Murray continues to have ties with his alma mater, serving on the University's Presidents Council as well as being an Associate Trustee of the College.

His business career began while a student at Penn, serving as the Comptroller of a small Pennsylvania insurance company. Upon graduation, he took a management position with the financial consulting firm of Horwath and Horwath (now known as Laventhol and Horwath, a national accounting firm). He then joined Certain-Teed Manufacturing Company as an assistant to the Vice President of Finance. These activities formed the basis for his pursuit of an entrepreneurial career.

Prior to this year, Murray was president of a private New York investment firm that specialized in the acquisition of mid-sized companies and was involved in publishing, health care, chain restaurant development, franchising and real estate. He is now involved full-time in professional football and stadium development.

Although he is from Philadelphia, Murray has a solid commitment to the preservation of the Patriots for the New England region. His idea to acquire the franchise was two-fold: to succeed to its ownership and to guarantee its survival in New England. Even in his first meeting with Kiam, Murray was comfortable that his new partner held the same objectives.

That done, Murray is now pursuing a goal to obtain an expansion franchise for the city of St. Louis, Missouri. In fact, within 90 days of his acquisition of the Patriots, Murray went to St. Louis and announced his intention, along with St. Louis-based Anheuser-Busch Wholesaler Jerry G. Clinton, to develop a \$250 million new domed stadium in downtown St. Louis. On April 3, 1990, the final vote was passed to make the new stadium a reality. Construction will commence early next year and is the centerpiece of the St. Louis application for an NFL expansion franchise. Walter J. Payton, the NFL's all-time leading rusher, joined Murray and Clinton at the end of 1989




ADMINISTRATION

and completed the ownership group. If expansion comes to St. Louis, Kiam has agreed to acquire Murray's interest in the Patriots at that time.

Away from the business world, Murray breeds thoroughbred horses as an avocation - something he has been doing for 15 years. He is also a member of the Aronomink Golf Club in Newtown Square, Pennsylvania.

Murray and his wife, the former Patricia Anne Quinlan, have two sons, Francis Xavier and Timothy Patrick. Fran, a graduate of Cornell University, is an administrative executive with FWM Corporation. Tim will be a sophomore at the University of Pennsylvania this fall.

Jim Murray, Francis W. Murray's brother, is the former General Manager of the Philadelphia Eagles (1974-1983). A co-founder of the Ronald McDonald House (in 1972), Jim is president of the Ronald McDonald House International Advisory board. He received the Ray Kroc Award for his contribution to that program.



**WILLIAM H.
SULLIVAN, JR.**

President

The baton was passed from William H. 'Bill' Sullivan to the hands of Victor K. Kiam II and Francis W. Murray on October 28, 1988 as Kiam became the majority owner and Murray the minority shareholder of the New England Patriots. But the man who founded the Patriots in 1959 is a man still very much involved. He remains as the team's president, lending his experience and expertise when and where needed — especially at the league owners meetings when important issues hit the floor.

Sullivan's wish concerning the Patriots has always been a constant — to give the fans of New England a team it could be proud to call its own. And that dream came true with the meeting between the Patriots and the Chicago Bears in the New Orleans Superdome for Super Bowl XX. Another one of those cherished moments came to Sullivan on May 23, 1986 when he was able to hand out AFC Championship rings to the members of the Board of Directors, the coaches, the players and other team and stadium workers.

Prior to Sullivan starting up the Patriots, New England had been a graveyard for more than a half-dozen professional football teams. Through his untiring efforts and perseverance, he not only fielded a team in the newly-formed American Football League, but he guided the development of the franchise into becoming one of the most popular and competitive clubs in the NFL.

On November 18, 1959, Bill was awarded the eighth franchise in the fledgling AFL. He has made an impact on the nation's No. 1 sport since that day. From 1961 to 1964 he was President of the AFL and served on the television committee that authored a \$36 million contract with NBC to guarantee survival of the young league. He was a key member of the AFL's team that hammered out the merger format with the NFL.

Sullivan has served on numerous NFL committees, including the NFL Films Committee. It was also in 1970 that he became the Chairman of the NFL Properties Committee. He is now a consultant to the NFL Properties Committee.



ADMINISTRATION

Since starting his love affair with pro football, Bill has traveled through many valleys and over many peaks. By undaunted determination and a boundless capacity for hard work, he kept the Patriots alive until locating the team in its present 61,000-seat stadium and assumed full control of the franchise by purchasing 88 percent of the voting stock on Nov. 17, 1975 and all of the nonvoting stock on Dec. 8, 1976.


He graduated from Boston College in 1937 and served as Publicity Director at his alma mater from 1938-1940. He is a loyal supporter of Boston College, not only the school's fine athletic teams, but the academic environment as well. In 1941 he went to Notre Dame as special assistant to the Director of Athletics. After a hitch on the staff of the U.S. Naval Academy, he joined the Boston Braves baseball team as Director of Public Relations in 1946. During his six-year tenure with the Braves he conceived the "Jimmy Fund" that has since grown to be an internationally-known cancer research program studying leukemia in children.

In 1955 he joined Metropolitan Petroleum Co. and became President of the firm three years later. He continued his rise in the corporate world 20 years later when he was named executive vice president of the parent Pittston Corporation, a position he held until his retirement from the national energy giant in the spring of 1981.

Sullivan is on the board of directors for Air Express International, the oldest air freight forwarding company based in the United States (headquartered in Darien, CT). He is also on the board of directors for Brynwood Partners, a New York City investment firm. In addition, he is on the board of the Hundred Club of Boston, which assists the families of Boston firemen and policemen as well as the families of Massachusetts State troopers and Massachusetts State Registry officers who have lost their lives while on duty.

In addition, he is a member of the Board of Trustees of the Dana Farber "Jimmy Fund" and of the Sponsor's Committee of Simmons College for "Sports for Simmons." Sullivan also received an honorary Doctorate of Science degree in Business Administration from Bryant College in 1980.

He and his wife, the former Mary Malone, are the parents of three sons, Charles (Chuck), William H. III and Patrick, as well as three daughters, Kathleen Sullivan Alioto, Jeanne Sullivan McKeigue and Nancie Chamberlain. Mr. and Mrs. Sullivan are the grandparents of 15 children.



BUCKO KILROY
Vice President

Francis J. "Bucko" Kilroy has been employed in almost every conceivable capacity in the NFL as he enters his 48th year with the league. After serving four years as General Manager, he was promoted to the position of Vice President on February 16, 1983 and concentrates his efforts in player personnel and development. In that capacity, he continues to stress his highly regarded scouting philosophy to "leave no stone unturned" in searching for talent.

Born in Philadelphia, he established himself as one of the city's premier schoolboy athletes before departing for South Bend and the University of



ADMINISTRATION

Notre Dame. His stay there was short as he returned to his hometown to attend Temple University where he went on to become one of the greatest linemen in the school's history. For his efforts on the collegiate gridiron, Bucko was inducted into the Temple Hall of Fame in 1976.

Bucko began his NFL career with his hometown Philadelphia Eagles in 1943 and played there 13 straight seasons. During that time, he once played in 146 consecutive games (league record at the time) and was selected as an all-pro at both offensive guard (1947-49) and middle guard (1952-54). He gained additional honors for his pro grid exploits as he was elected to the NFL's all-decade team for the 1940's and inducted into the Helms Hall of Fame.

He made a gradual entry into the coaching ranks by serving the Eagles for three seasons as a player/coach before assuming the full-time role of line coach for six more NFL campaigns. In addition to coaching, he also served as the club's player personnel director, making him one of the five original talent scouts in the league.

Kilroy was one of the founders — along with Phoenix Cardinals owner William V. Bidwell — of the National Football Scouting combine, now in its 10th year. There are 16 teams that participate in the scouting service. In addition to offering a different set of eyes for potential NFL players, the National Football Scouting combine and BLESTO, a nine-team scouting service, run the annual tryout camp for the top prospects each year in Indianapolis.


In 1962, Bucko was named Director of Player Personnel for the Washington Redskins and then moved to the Dallas Cowboys in 1965 to become a "super scout" with that organization. During Bucko's five-year tenure with the Cowboys, the team won five straight divisional championships, an indication of his impact on the team's scouting success.

Having developed a reputation as one of football's finest scouts, Bucko was named Player Personnel Director of the Patriots in 1971. He faced a monumental challenge of revamping and revitalizing a scouting operation that had shown little success in prior years. Under his direction, the Patriots' scouting department became one of the finest in the NFL and played an integral part in the Patriots' upsurge that brought them playoff appearances in 1976 and 1978.

A natural choice for the position, Bucko was appointed General Manager on April 6, 1979. In that capacity, he directed the Patriots' day-to-day business operations, was responsible for all contract negotiations and guided the implementation of a state-of-the-art computer system for the Patriots' operation. He also played an instrumental role in planning the building of a grass practice facility and an in-house film lab.



ADMINISTRATION



PATRICK SULLIVAN
General Manager

Since taking over as Patriots' General Manager on February 16, 1983, Patrick Sullivan has established himself as one of the most productive front-office leaders in the National Football League.

During his seven seasons as GM, the Patriots have accumulated a 61-50 regular-season record and a winning record in six of those seasons, including an AFC Championship in 1985 when the club played in Super Bowl XX.

Patrick has gained the respect of players, fellow league executives and fans, alike. As the head of the Patriots' organization, he has the responsibility of handling and overseeing all player contract negotiations and coordinating the day-to-day operations of the club. He also plays an active role in dealing with the public and the media (he has had his own radio talk show the last several years).

Ever since his father, William H. "Bill" Sullivan, Jr., was awarded the newly-founded AFL's eighth and final franchise in November of 1959, Patrick has been an active and important member of the Patriots' organization.

The youngest of Billy and Mary Sullivan's six children, Patrick began his Patriots' career as an eight-year-old ballboy and then spent time assisting the training staff and ticket office staff while attending Wellesley (Mass.) Public Schools.

Patrick graduated from the Browne and Nichols Prep School (Cambridge, Mass.), where he played football as a 5-10, 170-pound defensive lineman in 1971 and then enrolled at his father's alma mater, Boston College. While at BC, Patrick worked in the Promotions Department at Boston's WSBK-TV (Channel 38).

In 1976, he graduated with a B.S. in English and then joined the Patriots on a full-time basis.

His first full-time role with the Patriots was on the Stadium Operations staff. Less than a year later, in February of 1977, he traded in his work clothes for a jacket and tie and was named Publicity Assistant. Three months later, he returned to the Stadium Operations Department, but this time as Stadium Manager. At the age of 24, Patrick earned the responsibility for the day-to-day operation of Sullivan Stadium and the Patriots' office facility.

In April, 1979, when Bucko Kilroy was appointed General Manager to replace the departed Chuck Fairbanks, he chose Patrick to be Assistant General Manager, a position he assumed on May 18, 1979. For the next four years, Patrick assisted Kilroy in a variety of duties, including the development of a state-of-the-art computer system for the entire Patriots' operation, the installation of an in-house film lab (later updated to a video lab), the construction of a grass practice facility and overseeing a multi-million dollar improvement program at the stadium.

Patrick is also involved in many charities. He is on the board of trustees for the Mass. Chapter of the Arthritis Foundation and the Mass. chapter of the American Liver Foundation, as well as being on the board for the New



ADMINISTRATION

England Sports Museum. He is on the Board of Directors for the Juvenile Diabetes Foundation and he is on the Board of Overseers for the Boys and Girls Clubs of Boston as well as the Sports Tennis Club.

Born on November 23, 1952, Patrick is married to the former Lynne Massari of Hamden, Conn., and they are the parents of an eight-year-old son, Garrett Patrick, and twin boys, Terrance William and Kyle Louis (3). Lynne is also quite active in charities — the Patriots' Women's Association, the Arthritis Foundation and the American Liver Foundation, among others.



JOE MENDES

Director of Player Operations

Joe Mendes, who for the past nine years contributed tremendously to the Patriots' scouting department as a personnel scout and as director of college scouting, was named the club's Director of Player Operations on March 24, 1990.

Mendes, who spent three years as a personnel scout and six years as the team's director of college scouting, is responsible for the overall scouting of players, trade negotiations and assisting in player signings.

He began working in the National Football League in 1978 when he was hired by Dick Steinberg as a full-time scout for the Los Angeles Rams. In 1980, he followed Steinberg to New Orleans, where he worked one year as a scout for the Saints before coming to New England in 1981.

A native of Ferndale, California and an avid Boston Celtics fan, Mendes got into the scouting business in 1977 when he worked for Pro Scout, Inc., a scouting service that evaluates pro personnel.

The 38-year-old Mendes (born June 25, 1952) graduated in 1974 from Chico State University and worked for a year on his alma mater's coaching staff. He then spent a season with the Hawaii franchise of the World Football League as a special assistant coach, after which he spent the 1976 season working with the football program at the University of California.



ROBERT DURKIN

Vice President Administration

Robert Durkin, who joined the Patriots organization during the 1988 season after Victor K. Kiam II acquired his interest in the team in late




ADMINISTRATION

October, is responsible for the team's front office administration, including finance, marketing and stadium operations. In addition, he counsels players in matters relating to schooling and post-football careers.

Prior to joining the Patriots, Durkin worked at Remington Products for eight years in various capacities, including financial, real estate, public relations and publicity.

A native of San Francisco, Durkin graduated from the University of California at Berkeley in 1966. After serving in the Air Force, he attended Columbia Business school, where he obtained an MBA in finance in 1971. After obtaining his MBA, Durkin worked for Citibank in New York City for four years, specializing in lending to the real estate industry. He left Citibank in 1974 to begin developing real estate in Texas and Connecticut. In 1978, he founded Sunhouse, Inc., a Nashua, N.H.-based manufacturer of solar energy equipment.

Born on June 29, 1944, Durkin is married and has four children — Michael (22), Pat (20), Christopher (15) and Jennifer (7). His wife, Lisa, is a publisher of NFL-licensed books which use football as a basis for teaching educational concepts to children ages 4-12.



BILL MCPEAK
Director of Pro Scouting

Keeping track of pro football talent for the Patriots' organization is one of the NFL's most knowledgeable football men, Bill McPeak.

A star at the University of Pittsburgh, McPeak played for the Pittsburgh Steelers as a defensive end from 1949-57. During that span, he played in the 1953, 1954 and 1957 Pro Bowls. During the final two years of his tenure at Pittsburgh, McPeak began his 7-year NFL coaching career. In 1959, he joined the Washington Redskins, staying with the 'Skins until 1965. Of his seven seasons with that club, the final five were as head coach. Included on his staff at Washington was player personnel director Bucko Kilroy, now the Patriots' Vice President.

McPeak joined the Detroit Lions in 1967 as offensive coordinator, a post he held until he went to the Miami Dolphins in 1973.

While with the Dolphins as an offensive coach, the Dolphins won Super Bowl VIII, their second consecutive Super Bowl win and third straight Super Bowl appearance.

After suffering a serious illness during the 1974 off-season, McPeak remained out of the NFL on a full-time basis until being named to his present position on July 23, 1979.

When first named as general manager on April 6, 1979, Bucko Kilroy stated that one of his top priorities was to hire a pro scout, and he was elated to have the qualified McPeak join the Patriots' organization. Since that time, McPeak has been responsible for scouting present and prospective professional football talent both on film and in game situations.




ADMINISTRATION




KATRIN ANDERSON
Public Relations Asst.



LOU ASSAD
Team Security



DON BROCHER
Asst. Equipment Manager




KIRK BRUMELS
Asst. Trainer



HEATHER CHASE
Receptionist



LARRY COOK
Personnel Scout



TOM CROKE
Team Photographer




KEN DEININGER
Video Director



PATTY DELGROSSO
Team Travel/Adm. Asst. VP



SUSAN DESROSIERS
Accounting Asst.



CHARLES GARCIA
Personnel Scout



RALPH GOLDSTON
Personnel Scout



TRACEY GOULET
Marketing Asst.



MIKE HANSON
Asst. Dir. Media Relations




HELEN IGO
Adm. Asst., Scouting



ADMINISTRATION




NADINE JACKSON
Media Relations Asst.



BILL LENKAITIS, D.D.S.
Team Dentist




MARIE LOWRE
Admin. Asst. to GM



GEORGE LUONGO
Equipment Manager




NANCY MEIER
Adm., Scouting



JODIE MEYER
Asst. Box Office Manager



FRAN MURRAY
Management Intern




EDIE MYERS
Stadium Operations




PEG MYERS
Data Processing Dir.




RAY MYERS
Stadium Operations



FRANK NAPOLI
Box Office Manager




JIM OLDHAM
Media Relations Director



RON O'NEIL
Head Trainer



DEBBIE POLLOM
Pro Personnel Asst.



MIKE POLLOM
Personnel Scout



ADMINISTRATION



STEVE POREDA
Systems Analyst



BARBARA RIZZO
Box Office Asst.



BARBARA RUHL
Exec. Sec. to President



MARIE SAILLER
Adm. Asst., Vice Chairman



BEVERLY SCOLLINS
Coaching Secretary



KEN STERNFELD
Personnel Scout



DARRYL STINGLEY
Exec. Dir. Play. Pers.



DAVE SUTHERBY
Asst. Video Director



BOB TEAHAN
Personnel Scout



GINNY VALADE
Controller




NANCY WALES
Receptionist



DAVID WINTERGRASS
Dir. Marketing/P.R.



BERTRAM ZARINS, M.D.
Team Physician



JOE ZIOBRO
Computer Operations Asst.



HEAD COACH



ROD RUST
Head Coach

Rod Rust embarks upon his first year as a National Football League head coach this season with the responsibility of successfully guiding the New England Patriots into the 90's.

When announcing the hiring of Rust on February 27, 1990, General Manager Patrick Sullivan said, "Rod has established himself through the years as one of the best coaches in the NFL and we think he will bring a positive change to the team. We are very familiar with Rod and he is familiar with the Patriots, which will make this transition very smooth."

Rust, a 15-year NFL coaching veteran and a defensive coordinator in the league for the past 12 years, was New England's defensive coordinator for five seasons (1983-1987) — one and a half seasons under Ron Meyer and three and a half seasons under Raymond Berry — during which time his defenses were consistently among the league leaders.

He was the Steelers' Defensive Coordinator in 1989 after serving in the same capacity with the Kansas City Chiefs in 1988. While in Pittsburgh, his defense helped the Steelers claim a wild-card playoff berth and advance past Houston, 26-23, in overtime before losing at Denver, 24-23, in an AFC Divisional Playoff game.

"First and foremost, the function of coaching is to provide your players with ample opportunity to win the game through the quality of their play," said Rust, who signed a four-year contract with the Patriots to become the 10th head coach in the franchise's history. "That will be our total thrust. Players are the focus of this program and always will be as long as I'm here."

The 62-year-old Rust started coaching in the NFL with the Philadelphia Eagles under Dick Vermeil in 1976 after 13 years of coaching at the college level. He originally embarked on a collegiate coaching career in 1960 at New Mexico. After three seasons at New Mexico, he began a four-year stint at Stanford on John Ralston's staff, which also included Vermeil and former San Francisco 49ers Head Coach Bill Walsh.

After being the head coach at North Texas State from 1967-72, Rust moved to the Canadian Football League's Montreal Alouettes for three campaigns as defensive coordinator on Head Coach Marv Levy's staff. In 1974, the Alouettes captured the CFL's Grey Cup title.


Rust was the Philadelphia Eagles' linebackers coach in 1976 and 1977 before being hired by the Kansas City Chiefs to be their defensive coordinator, which he was from 1978-1982. He took over the same position with the Patriots in 1983. His 1985 defensive unit in New England, which ranked third in the AFC, helped the Patriots win the AFC Championship and advance to Super Bowl XX.

A native of Cedar Rapids, Iowa, Rust (born August 2, 1928) played college football at Iowa State from 1947-1949. He then spent two years with the U.S. Army in the Far East. Following military duty he began coaching, serving seven years as a head coach at the high school level in Iowa.

Rust and his wife, Jean, have two daughters, Kris and Amy. He also has two sons, Jeff and Greg, from a previous marriage.



ASSISTANT COACHES




DON BLACKMON

Outside Linebackers

3rd Year Patriots Coach

COACHING: Blackmon is in his third season as a Patriots assistant coach and his first as outside linebackers coach. He assisted former Patriots linebackers coach Don Shinnick during the past two seasons. Blackmon retired as a player after the 1987 season as a result of recurring neck problems.

PLAYING AND PERSONAL: Blackmon was a standout outside linebacker with the Patriots for seven seasons. He came to the Patriots in 1981 as a fourth-round draft choice out of the University of Tulsa. During his NFL career, Blackmon had 541 tackles (277 solos), 30.5 sacks, six fumble recoveries and 19 pass deflections. In addition, he had five interceptions and 10 forced fumbles. The 32-year-old Blackmon had his best season in 1984 when he finished with 136 tackles, six sacks and 11 quarterback pressures. He injured his neck on November 11th, 1987 in a game versus the Los Angeles Raiders and missed the remainder of the season. He had injured the neck in college and in his rookie pro season in 1981 and the third injury prompted Blackmon to retire on April 25th, 1988. A Fort Lauderdale, Fla. native, Blackmon was a three-time All-Missouri Valley Conference selection at the University of Tulsa. During his senior season, he was named the conference's Defensive Player of the Year. This past spring, he was named to the University of Tulsa Sports Hall of Fame. Blackmon was born March 14th, 1958 in Pompano Beach, Fla. He and his wife, Jacqueline, have two daughters, Candice (8) and Tiffany (5), and one son, Don II (3). The family resides in Norfolk, Mass.



STEVE CROSBY

Special Teams/Tight Ends

1st Year Patriots Coach

12th Year NFL Coach

COACHING: Crosby begins his first season with the Patriots as special teams/tight ends coach. He has coached in the NFL for the past 11 years with three different teams. Crosby worked as a scout for the Miami Dolphins from 1977-79 before Head Coach Don Shula promoted him to special teams/linebackers coach prior to the 1979 season. He spent four seasons with the Dolphins before moving to Atlanta to become the Falcons' running backs



ASSISTANT COACHES

coach under Head Coach Dan Henning. He served in that capacity until 1985 when he became the running backs coach for Marty Shottenheimer at Cleveland. After just one season with the Browns, Crosby went back to Dan Henning's staff in Atlanta and once again became running backs coach. He remained in that capacity after Marion Campbell was named Head Coach of the Falcons in 1987. In March of 1990, Crosby accepted Head Coach Rod Rust's invitation to become the special teams/tight ends coach for New England. During his 11-year NFL coaching career, Crosby has tutored running backs William Andrews, Kevin Mack, Gerald Riggs and John Settle. All of those backs have reached Pro Bowl status under the coaching supervision of Crosby.

PLAYING AND PERSONAL: From 1974-76, Crosby was a running back for the New York Giants. He came to the Giants as a 17th-round draft choice out of Fort Hays State in Kansas. While in college, Crosby was an NAIA All-America selection after rushing for 128 yards per game as a senior. He had transferred to Fort Hays from Kansas State University. The 40-year-old Crosby was born on July 3rd, 1950 in Great Bend, Kans. He and his wife, Lisa, have two sons, Matthew (4) and Jeffrey (2). The family lives in Franklin, Mass.



BOBBY GRIER
Offensive Backs
7th Year Patriots Coach

COACHING: Grier begins his seventh season as offensive backfield coach for the Patriots. He first came to the Patriots in 1981 under then-Head Coach Ron Erhardt. After one season, Grier moved to Northwestern University in the winter of 1982 to serve under Dennis Green as the offensive coordinator. He returned to the Patriots later that year to become a college scout. He served in that capacity until 1985 when Raymond Berry asked him to again become the Patriots' running backs coach. He has served in that role for five seasons and will remain in that capacity under Rod Rust, who wanted Grier to remain on the staff. Grier began his coaching career as an assistant at Kettering (Mich.) High School. Following four years at Kettering, he was Head Coach at Martin Luther King High School in Detroit for four seasons. His 1973 team won the Detroit City title with a 9-1 record. In 1974, Grier joined George Mans' staff at Eastern Michigan as the offensive backfield coach. He was with Mans for two years and with Ed Chlebek for two years at Eastern Michigan. When Chlebek was named Head Coach at Boston College in 1978, Grier became backfield coach in charge of the offensive game plan. He remained at BC until moving to the Patriots in 1981.

PLAYING AND PERSONAL: Grier was an outstanding running back at the University of Iowa, where he was a three-year starter and led the Hawkeyes in rushing as a senior. In addition, Grier was named honorable mention All-Big Ten as a junior and senior. The 47-year-old Grier was born on November 10th, 1942 in Detroit. He and his wife, Wendy, have two sons, Chris (20) and Michael (15). The family resides in Holliston, Mass.



ASSISTANT COACHES



ROD HUMENUIK


Offensive Line

5th Year Patriots Coach

16th Year NFL Coach

COACHING: Humenuik begins his second stint with the Patriots after working under former Head Coach Raymond Berry from 1985 through 1988. He will be the offensive line coach under Rod Rust, who hired him on March 10th, 1990. Humenuik began his pro coaching career with the CFL's Toronto Argonauts in 1973, serving as offensive line coach for two seasons before becoming offensive line coach for the Cleveland Browns from 1975 through 1982. He became offensive line and running game coach at Kansas City in 1983 and stayed with the Chiefs until after the 1984 season. From 1985 until 1988, Humenuik was the Patriots' assistant head coach and offensive line coach. In addition, he added the title of offensive coordinator in 1986. He spent the 1989 season as offensive line coach for the New York Jets and Head Coach Joe Walton. Humenuik's first coaching job was at Fullerton (Calif.) Junior College where he served as an assistant during the 1964 and 1965 seasons. He then served five years as an assistant coach under John McKay at Southern California from 1966 until 1970. Humenuik became Head Coach at Cal State-Northridge in 1971 and served in that capacity until moving to Toronto in 1973.

PLAYING AND PERSONAL: The 52-year-old Humenuik (born on June 17th, 1938 in Detroit, Mich.) was a standout offensive guard at Southern California from 1956 through 1958. After his collegiate career, he played three seasons at Winnipeg (CFL) under Bud Grant. A native of Los Angeles (Calif.), he and his wife, Susie, have three daughters, Kim (30), Kerry (28) and Kelly (25), and one son, Mike (22). Humenuik and his wife live in Foxboro, Mass.



DALE LINDSEY

Defensive Line

1st Year Patriots Coach

4th Year NFL Coach


COACHING: Lindsey was hired by Head Coach Rod Rust on March 10, 1990 to become the Patriots' defensive line coach. He spent the last two years as defensive coordinator under Forrest Gregg at Southern Methodist University. Prior to that, Lindsey was the linebackers coach for the Green Bay Packers in 1986 and 1987. He began his coaching career as linebackers coach with



ASSISTANT COACHES

the Cleveland Browns in 1974. The following year, he joined the staff of the World Football League's Portland Storm. Once the league folded, Lindsey became Head Coach at Warren Central High School in Bowling Green, Ky. He remained there through the 1978 season before moving to the Toronto Argonauts of the CFL in 1979. He remained with the Argonauts until joining the Boston Breakers of the USFL in 1983. The following year Lindsey was the defensive coordinator and linebackers coach of the New Jersey Generals. He remained in that capacity until moving to Green Bay.

PLAYING AND PERSONAL: The 47-year-old Lindsey (born on January 18th, 1943 in Bedford, Ind.) was drafted by both the Cleveland Browns (NFL) and New York Jets (AFL) as a linebacker out of Western Kentucky University in 1965. He elected t play for the Browns and remained with Cleveland for nine years before launching his coaching career. A Bowling Green, Ky. native, Lindsey was a collegiate standout at Western Kentucky University, where he was twice named to the All-Ohio Valley Conference team. In addition, he was named to the first-team Little All-America squad after his senior season. Lindsey has two daughters, Jennifer (25) and Kimberly (23) and one son, Nicholas (26). He also has two stepsons, Johnny (17) and Derek (15). Lindsey and his wife, Eva, reside in Stoughton, Mass.



STEVE NELSON

Inside Linebackers

1st Year Patriots Coach

COACHING: Nelson is entering his first season as inside linebackers coach of the Patriots. He was given that task on February 28th, 1990, thus making him the first new assistant coach named by Rod Rust. The 39-year-old Nelson played under Rust from 1983-87 when the latter was the team's defensive coordinator.

PLAYING AND PERSONAL: Nelson, who played with the Patriots from 1974-87, is one of just four Patriots players to have his jersey (#57) retired. He is third on the team's all-time games-played list with 174, including 171 starts. A native of Farmington, Minn., Nelson played in Pro Bowls following the 1980, 1984 and 1985 seasons. In addition, he led the Patriots in tackles in eight of his 14 seasons. For his career, Nelson had 1,776 tackles (956 solos), 18 sacks, 17 interceptions and 17 fumble recoveries. Nelson, a second-round draft pick in 1974 out of North Dakota State, helped the Patriots to a 114-94 record during his career, including five playoff appearances and an AFC Championship in 1985. At North Dakota State, Nelson played linebacker and defensive end. He served as team captain during his senior season and was voted the team's MVP after both his junior and senior years. Nelson was born on April 26th, 1951 in Farmington, Minn. He and his wife, Maria, have four daughters, Cam (14), Casey (12), Caitlin (10) and Kelli (8). The family lives in Norfolk, Mass.



ASSISTANT COACHES



JOHN POLONCHEK

**Special Assistant
To The Head Coach**

13th Year Patriots Coach

21st Year NFL Coach

COACHING: Polonchek, who is in his 13th year as a coach with the Patriots, is on his second tour of duty with the club, having served as the team's quarterbacks coach from 1975 to 1981 under Chuck Fairbanks and Ron Erhardt. He returned to the club in 1985 after spending the 1982 and 1983 seasons with the New Jersey Generals (USFL) and 1984 as a scout with the Los Angeles Raiders. Polonchek began his coaching career as a graduate assistant at Michigan State University in 1950. After playing and coaching at Air Force from 1952-55, he went back to Michigan State where he served as an assistant under Duffy Daugherty from 1956-58. In 1959, Polonchek became offensive and defensive backfield coach at the University of Colorado. He remained there through the 1961 season and then went into private business in Denver while working as a part-time scout for the Oakland Raiders and then the New York Jets. Polonchek joined the Jets on a full-time basis in 1966. From 1967 through 1971, he coached the Oakland Raiders' running backs under John Rauch and John Madden. Polonchek then became the receivers coach with the Green Bay Packers from 1972-74 before coming to New England in 1975.

PLAYING AND PERSONAL: The 62-year-old Polonchek ended his football career after playing collegiate ball at Air Force. He was born in Granastov, Czechoslovakia on January 1st, 1962 but left the country at the age of six and grew up in East Chicago. He and his wife, Joan, have been married for 35 years and have two daughters, Jennifer (33) and Jeanna (29), and one son, John (34). He and his wife, who also have four grandchildren, reside in Foxboro, Mass.



JIMMY RAYE

**Offensive Coordinator/
Quarterbacks**

1st Year Patriots Coach

14th Year NFL Coach


COACHING: Raye joined the Patriots' coaching staff on March 5th, 1990 as the offensive coordinator and quarterbacks coach under Head Coach Rod Rust. Raye had spent the past three seasons as receivers coach with the Atlanta Falcons. He began his coaching career at Michigan State University, where he served as an assistant from 1971-75. After spending the 1976



ASSISTANT COACHES

season at the University of Wyoming, Raye made his NFL debut as receivers coach of the San Francisco 49ers in 1977. After a brief stopover in Detroit as offensive backs coach in 1978 and 1979, he made his way to Atlanta in 1980 as receivers coach for three seasons. In 1983, Raye joined the Rams as their receivers coach and passing game coordinator. He assumed the offensive coordinator position with the Rams in 1984. After serving in the same capacity in Tampa Bay for two seasons, Raye rejoined the Falcons in 1987 and remained there until moving to New England.

PLAYING AND PERSONAL: Raye played one year in the NFL as a defensive back with the Philadelphia Eagles in 1969 after being a quarterback at Michigan State University from 1965-1967. A native of Fayetteville, N.C., Raye started for the Spartans in the "Battle of the Century" in 1966 when Michigan State and Notre Dame ended in a controversial 10-10 tie. The 44-year-old Raye (born on March 26th, 1946 in Fayetteville, N.C.) and his wife, Edwena, have a daughter, Robin (22), and a son, Jimmy III (20). Jimmy III plays college football at San Diego State University. He and his wife reside in Milford, Mass.



JERRY SIMMONS
Strength and Conditioning
3rd Year Patriots Coach

COACHING: Simmons is beginning his third season as strength and conditioning coach after coming to the Patriots in June of 1988. He is in charge of the Patriots weight room and helps the club's trainers in the rehabilitation of injured players. Simmons began his coaching career in 1978 as assistant strength coach and graduate assistant working with linebackers at Fort Hays (Kans.) State University. He left coaching in 1979 but returned in 1980 as assistant strength coach at Clemson University. As Rice University's strength and conditioning coach in 1981 and 1982, he designed the school's first strength facility. Simmons was then strength and conditioning coach at Southern California University from 1983-87. In addition, during the 1984 Summer Olympics held in Los Angeles, Simmons was a strength training site director. After his stint at USC, Simmons moved to New England in 1988.

PLAYING AND PERSONAL: Simmons played linebacker for two years at Fort Hays State, where he earned all-state honors as a senior. A native of Elkhart, Kans., the 36-year-old Simmons (born on June 15th, 1954 in Elkhart, Kans.) began his collegiate playing career at Garden City (Kans.) Junior College. He and his wife, Rebecca, have two sons, Joe (7) and Jordon Lynn (2), and one daughter, Jennifer Jo (5). The family resides in Wrentham, Mass.



ASSISTANT COACHES



CHARLIE SUMNER


**Defensive Coordinator
Defensive Backs**

7th Year Patriots Coach

24th Year NFL Coach

COACHING: Sumner, a former Patriots' linebackers and defensive secondary coach from 1973-78, rejoined the club on March 10th, 1990 to begin his first season as defensive coordinator/defensive backs coach under Head Coach Rod Rust. Sumner, who did not coach in 1989, began his coaching career as an assistant with the Oakland Raiders in 1963. He remained there until becoming an assistant with the Pittsburgh Steelers from 1969-72. In 1973, Sumner began his first tour with the Patriots and remained with the club until returning to the Raiders in 1979. After the 1983 season, Sumner became the Head Coach of the Oakland Invaders (USFL) and guided them to the 1985 Championship Game. He then returned to the Raiders for the third time in 1987 and was an assistant for them through the 1988 season.

PLAYING AND PERSONAL: A native of Radford, Va., the 59-year-old Sumner (born on October 19th, 1930 in Radford, Va.) enjoyed an NFL career that spanned seven seasons. He spent four seasons as a defensive back with the Chicago Bears and three with the Minnesota Vikings. He graduated from William & Mary College, where he was a quarterback and running back from 1952-54. Sumner has two sons, Terry (30) and Colin (23). He lives in Walpole, Mass.



RICHARD WOOD

Receivers

2nd Year Patriots Coach

15th Year NFL Coach

COACHING: After serving as the Patriots' quarterback coach in 1989, Wood was retained by Head Coach Rod Rust to take over the receivers coaching job in 1990. Wood began his coaching career as the freshman coach at the University of Georgia in 1967 and 1968. The following two seasons, Wood was the receivers coach with the Oakland Raiders before going to the University of Mississippi as the receivers/quarterbacks coach from 1971-73. In 1974, he was the offensive coordinator and quarterbacks coach of the Cleveland Browns. After not coaching in 1975, Wood handled the quarterback coaching duties for the New Orleans Saints in 1976 and 1977. He then moved to Atlanta and was the Falcons' quarterbacks coach between 1978-82 before becoming the offensive coordinator and quarterbacks coach of the



ASSISTANT COACHES

Philadelphia Eagles during the 1983 season. Wood did not coach again until 1986, when he served as a volunteer coach for Auburn University and Pat Dye. He then left his alma mater in 1987 and became receivers coach of the Kansas City Chiefs, remaining there through the 1988 season.

PLAYING AND PERSONAL: Wood played with six different NFL teams in seven seasons. Originally a 12th-round draft choice of the Baltimore Colts in 1959, he was a reserve quarterback with the club through the 1961 season. He went on to play for the San Diego Chargers and Denver Broncos in 1962, the New York Jets in 1963 and 1964, the Oakland Raiders in 1965 and the Miami Dolphins in 1966. During his career, Wood had the distinction of being the backup to the great ex-Colts quarterback Johnny Unitas, the Jets' starting quarterback before Joe Namath came to the pros and the Dolphins' first-ever starting quarterback. As a collegian, Wood played both defensive back and quarterback at Auburn. In 1958, the Tigers went 9-0-1 and finished fourth in both the AP and UPI rankings. A native of Lanett, Ala., the 54-year-old Wood and his wife, Peggy, have one son, Bart (32), and one daughter, Rhonda (30). Wood, who was born on February 2nd, 1936 in Lanett, Ala. and his wife live in North Attleboro, Mass.

HEAD COACHES RECORDS

Regular Season Coaching Records

Coach	Seasons	Years	W- L- T Record	Pct.
LOU SABAN	1 1/2	1960-61*	7-12-0	.368
MIKE HOLOVAK	7 1/2	1961-68*	52-46-9	.528
CLIVE RUSH	1 1/2	1969-70*	5-16-0	.238
JOHN MAZUR	2 1/2	1970-72*	9-21-0	.300
PHIL BENGTON	2 1/2	1972-72*	1- 4- 0	.200
CHUCK FAIRBANKS	6 1/2	1973-78*	46-39-0	.541
RON ERHARDT	3 1/2	1979-81*	21-27-0	.438
RON MEYER	2 1/2	1982-84*	18-15-0	.545
RAYMOND BERRY	5 1/2	1984-89*	48-39-0	.552

*Fairbanks was under suspension for 12-18-78 game against Miami, won by Dolphins 23-3. Erhardt & Bullough served as acting co-head coaches and this loss is not included in Fairbanks' record.

Postseason Coaching Records

Coach	Games	Years	W-L-T Record	Pct.
MIKE HOLOVAK	2	1963	1- 1- 0	.500
CHUCK FAIRBANKS	2	1976,1978	0- 2- 0	.000
RON MEYER	1	1982	0- 1- 0	.000
RAYMOND BERRY	5	1985,1986	3- 2- 0	.600

Preseason Coaching Records

Coach	Games	Years	W-L-T Record	Pct.
LOU SABAN	9	1960-61	7- 2- 0	.778
MIKE HOLOVAK	27	1962-68	5-22-0	.185
CLIVE RUSH	9	1969-70	2- 7- 0	.222
JOHN MAZUR	12	1971-72	3- 9- 0	.250
CHUCK FAIRBANKS	34	1973-78	20-13- 1	.630
RON ERHARDT	12	1979-81	7- 5- 0	.583
RON MEYER	12	1982-84	3- 9- 0	.250
RAYMOND BERRY	21	1985-89	10-11-0	.476

Opening Day Coaching Records

Coach	Games	Years	W-L-T Record	Pct.
LOU SABAN	2	1960-61	0- 2- 0	.000
MIKE HOLOVAK	7	1962-68	3- 4- 0	.429
CLIVE RUSH	2	1969-70	1- 1- 0	.500
JOHN MAZUR	2	1971-72	1- 1- 0	.500
CHUCK FAIRBANKS	6	1973-78	2- 4- 0	.333
RON ERHARDT	3	1979-81	1- 2- 0	.333
RON MEYER	3	1982-84	2- 1- 0	.667
RAYMOND BERRY	5	1985-89	5- 0- 0	1.000




ALL-TIME COACHES ROSTER

NAME	POSITION	TOTAL YEARS	YEARS OF SERVICE
Beatty, Bruce	Offensive Line	4	1969-72
Bengtson, Phil	Head Coach (Interim)	1/2	1972
Berry, Raymond	Receivers	4	1978-81
	Head Coach	5 1/2	1984-89
Blackmon, Don	Staff Assistant	1	1988
	Linebackers	1	1989
Brittenham, Dean	Strength/Conditioning	3	1985-87
Brasher, Tommy	Linebackers	3	1982-84
Bruney, Fred	Defensive Backfield	2	1962-63
Bryant, Cleve	Offensive Backfield	3	1982-84
Bullough, Hank	Defensive Line	7	1973-79
Campbell, Marion	Defensive Line	2	1962-63
Cappelletti, Gino	Special Teams	3	1979-81
Carr, Jim	Defensive Backfield	5	1985-89
Caruthers, LeBaron	Strength/Conditioning	3	1982-84
Collier, Joel D.	Defensive Backfield	2	1960-61
Dotsch, Rollie	Outside Linebackers	2	1975-76
Elias, Bill	Defensive Backfield	2	1969-70
Endicott, Steve	Receivers	2 1/2	1982-84
Erber, Lew	QB's/Off. Coordinator	3	1982-84
Erhardt, Ron	Offensive Backfield	6	1973-78
	Head Coach	3	1979-81
Evans, Dick	Defensive Line	2	1971-72
Fairbanks, Chuck	Head Coach	6	1973-78
Fletcher, Tom	Defensive Backfield	2	1971-72
Gibson, Claude	Defensive Backfield	1	1968
Grier, Bobby	Offensive Backfield	6	1981, 85-88
Hamilton, Ray	Asst. Defensive Line	5	1985-89
Holovak, Mike	Offensive Backfield	1 1/2	1960-61
	Head Coach	7 1/2	1961-68
Humenuik, Rod	Asst. Head Coach/Off. Line	4	1985-88
Jackson, Harold	Asst. Receivers/Receivers	5	1985-89
Khayat, Eddie	Defensive Line	5	1985-89
Kinard, Billy	Defensive Backfield	2	1979-80
Lantz, Rick	Linebackers	1	1981
Loudd, Rommie	Linebackers	1	1966
McLaughlin, Leon	Offensive Line	1	1977
Mazur, John	Offensive Backfield	1 1/2	1969-70
	Head Coach	2	1970-72
Meyer, Ron	Head Coach	2 1/2	1982-84
Meyer, John	Linebackers	4	1969-72
Miller, Burnie	Special Teams	1	1972
Miller, Red	Offensive Line	6	1960-61, 73-76
Mora, Jim	Defensive Coordinator	1	1982
Morriss, Guy	Asst. Offensive Line	2	1988-89
Muir, Bill	Offensive Line	3	1982-84
Nelsen, Bill	Quarterbacks	2	1973-74
Parcells, Bill	Linebackers	1	1980
Parilli, Babe	Quarterbacks	1	1981
Perkins, Ray	Receivers	4	1974-77
Polonchek, John	Quarterbacks/Special Asst. to Head Coach	11	1975-80, 85-89
Richardson, Jesse	Defensive Line	5	1965-69
Ringo, Jim	Offensive Line	4	1978-81
Roach, Dick	Defensive Backs	1	1981
Rush, Clive	Head Coach	1 1/2	1969-70
Rust, Rod	Defensive Coordinator	5	1983-87
Rutigliano, Sam	Off. Backs/Receivers	3	1971-73
Saban, Lou	Head Coach	1 1/2	1960-61
Scarnecchia, Dante	Special Teams/Tight Ends	7	1982-88
Shinnick, Don	Linebackers	5	1985-89
Shurmur, Fritz	Defensive Line	4	1978-81
Sidwell, Steve	Linebackers	3	1982-84
Simmons, Jerry	Strength/Conditioning	2	1988-89
Smith, Jerry	Defensive Line	2	1960-61
Spinney, Art	Offensive Line	7	1962-68
Steckel, Les	Quarterbacks/Receivers	4	1985-88
Stoltz, Jerry	Receivers	4	1969-72
Sumner, Charlie	Linebackers/Def. Backfield	6	1973-78
Taseff, Carl	Defensive Backfield	1	1964
Valek, Jim	Special Teams	3	1973-75
Walker, Dick	Defensive Backs	1	1977
Walters, Steve	Defensive Backs	3	1982-84
Weaver, Larrye	Defensive Backfield	4	1973-76
Weber, Chuck	Def. Line/Backfield	4	1964-67
Yewcic, Tom	Off. Backfield/Special Teams	3	1976-78



PATRIOTS' VETERANS

33



GEORGE ADAMS

Running Back

Ht: 6-1 Wt: 230

Kentucky

5th Year

Born: 12/22/62

HOW ACQUIRED: Signed with the Patriots on March 23, 1990 as a Plan B free agent from the New York Giants ... was originally a first-round draft pick of the Giants in 1985 (19th player selected) ... contract runs through 1991 with no option.

GAMES PLAYED/STARTED: 58/8 (1985-16/0, 1986-On Injured Reserve, 1987-12/7, 1988-16/1, 1989-14/0)

PRO CAREER: 1989- Played in 14 games as a reserve fullback with the New York Giants, with no starts. 1988- Spent entire season at the fullback position, with one start in 16 games-played. 1987- Returned to full-time action after missing all of the previous season due to injury ... finished as the club's second-leading receiver with 35, including three games in which he had six catches. 1986- Suffered a chipped pelvic bone in pre-season training camp and was placed on Injured Reserve for the entire season. 1985- Had a highly productive year in his rookie season after being the Giants' first-round draft pick ... appeared in all 16 games and the playoffs, finishing with 1,128 all-purpose yards on offense ... although being used exclusively as a reserve, was second-leading rusher on the team with 498 yards (3.9 avg.) ... also was the leading receiver among running backs with 31 catches, including a 70-yard TD catch vs. Dallas ... led the club in kickoff returns with 14 for 241 yards ... had his best rushing day vs. St. Louis when, in relief of Joe Morris, he rushed for 113 yards.

COLLEGE: A four-year letterman at Kentucky who set five all-time school records, including 4,205 all-purpose yards during his career ... as a senior, set four records — most rushing attempts, 253; most TDs, 14; most total points, 84, and most rushing TDs, 14 ... final career rushing total was 2,717 yards, while adding 83 receptions and 847 yards on kickoff returns ... was a unanimous All-Southeastern Conference choice and MVP in the 1984 Hall of Fame Bowl ... selected for both the Senior Bowl and Hula Bowl after his senior season.

PERSONAL: Married (Lynn) and has a son, DeAnder ... an All-American scholastic player in football and All-State in basketball at Lafayette HS in Lexington, Ky. ... as a youngster, was a fine Little League baseball player and who still roots for the New York Mets ... born George W. Adams on December 22, 1962 in Lexington, Ky.




ADAMS' CAREER OFFENSIVE STATISTICS

Year	Team	RUSHING					RECEIVING				
		No.	Yds.	Avg.	LG	TD	No.	Yds.	Avg.	LG	TD
1985	NYG	128	498	3.9	39	2	31	389	12.5	70t	2
1986	NYG	On Injured Reserve Entire Season									
1987	NYG	61	169	2.8	14	1	35	298	8.5	25	1
1988	NYG	29	76	2.6	15	0	27	174	6.4	19	0
1989	NYG	9	29	3.2	8	0	2	7	3.5	10	0
Totals		227	772	3.4	39	3	95	868	9.1	70t	3

OTHER STATS: Kickoff Returns: 1985- 14 for 241 yards, 1987- nine for 166 yards.

39



MARVIN ALLEN

Running Back
Ht: 5-10 Wt: 208
Tulane
3rd Year
Born: 11/23/65

HOW ACQUIRED: Drafted by the Patriots in the 11th round of the 1988 draft (294th player selected) ... contract runs through 1990 with no option.

GAMES PLAYED/STARTED: 14/0 (1988-11/0, 1989-3/0)

PRO CAREER: 1989- Played in only three games due to numerous injuries ... suffered a right shoulder sprain in the season opener at the NY Jets on 9-10 after rushing for 19 yards on four carries, including a career-long 18-yard run ... missed the next two games before returning ... rushed for 30 yards on six carries against Houston on 10-8, including his first NFL TD on a one-yard run ... also returned two kickoffs for 42 yards, made three special teams tackles and recovered one fumble vs. Houston ... suffered a left foot injury against Houston and was on the Inactive Roster for four consecutive weeks before being placed on Injured Reserve on 11-10. 1988- Played in 11 games, missing the final five games because of a shoulder injury ... was placed on Injured Reserve on 11-16 after suffering a hairline fracture of his left shoulder against the NY Jets on 11-13 ... was seventh in the AFC and eighth in the NFL in kick returning with a 21.7 avg. before being injured.

COLLEGE: As a senior at Tulane in 1987, rushed for 369 yards on 73 carries ... was second on the team in receptions with 26 ... as a junior, rushed for 373 yards and three TDs on 61 carries ... attended Tyler (Texas) Junior College in 1984-85 and was selected all-conference both seasons ... ran for 1,028 yards on 215 carries at Tyler JC, with 14 TDs ... also caught 50 passes for 619 yards and five TDs during his two years in junior college.

PERSONAL: Single ... graduated with degree in sports administration ... attended Hirschi HS in Wichita Falls, Texas ... was two-year starter in football (running back and linebacker) as team went 9-2 and won district title each season ... was all-district running back and All-Red River linebacker as senior ... also took part in track, running the 100 and anchoring the relay teams, which he was all-region in both ... also played one year of baseball (outfield) and basketball (guard) ... hobbies: listening to music (favors jazz) and going to the movies (prefers comedies) ... born Marvin Ray Allen on November 23, 1965 in Wichita Falls, Texas.




ALLEN'S CAREER OFFENSIVE STATISTICS

Year	G	RUSHING					RECEIVING				
		No.	Yds.	Avg.	LG	TD	No.	Yds.	Avg.	LG	TD
1988	11	7	40	5.7	12	0	0	-	-	-	-
1989	3	11	51	4.6	18	1	0	-	-	-	-
TOTAL	14	18	91	5.1	18	1	0	-	-	-	-

OTHER STATS: Kickoff Returns: 1988- 18 for 391 yards, 1989- six for 124 yards. Fumble Recoveries: 1988-2, 1989-1.

78



**BRUCE
ARMSTRONG**

Offensive Tackle
Ht: 6-4 Wt: 284
Louisville
4th Year
Born: 9/7/65

HOW ACQUIRED: Drafted by the Patriots in the first round of the 1987 draft (23rd player selected) ... contract runs through 1993 with no option.

GAMES PLAYED/STARTED: 44/44 (1987-12/12, 1988-16/16, 1989-16/16)


PRO CAREER: 1989- Played in all 16 games at right offensive tackle and was selected second-team All-AFC by UPI ... has started in all 44 games he has played with the Patriots ... vs. Miami on 9-17, started despite hairline fracture in his right hand ... also made one solo tackle on special teams, his first tackle in the NFL. 1988- Named All-Pro by Football Digest and The Sporting News, All-AFC by The Football News and UPI and second-team All-Pro by AP after starting all 16 games. 1987- Named Patriots' Rookie of the Year by the 1776 QB Club and selected on virtually every all-rookie honor team ... named co-winner (with Garin Veris) of the Jim Lee Hunt Award, which is presented annually to the club's top interior lineman as selected by the coaches ... first rookie to start on the club's offensive line since John Hannah in 1973 ... played entire season with a special shoulder harness, which was required after he injured his shoulder during both mini-camp and training camp (had surgery on the shoulder on 12-30, two days after the 1987 season).

COLLEGE: Moved to the offensive left tackle spot from the tight end position three days into the spring practice of 1985, his junior year ... started that fall and did not allow a sack in the last seven games ... played in the Senior Bowl after being selected AP first-team All-South Independent, as well as being selected the team's Outstanding Offensive Lineman, in 1986 ... as a sophomore tight end in 1984, started all 11 games and finished second on the team in receptions with 26 for 289 yards and three TDs.

PERSONAL: Single ... working towards getting his college degree (political science major) ... as a HS senior, was an All-American honorable mention and all-county selection as a tight end at Central HS in Miami, Fla. ... holds school's record for TDs in a game (4) ... named school's top scholar-athlete as a senior ... high school coach, Rudy Barber, played for the Miami Dolphins in 1968 ... lettered three times in track and football ... mom, Mildred, is a long-time Dolphins fan ... born Bruce Charles Armstrong on September 7, 1965 in Miami, Fla.



28



JIM BOWMAN

Strong Safety

Ht: 6-2 Wt: 215

Central Michigan

6th Year

Born: 10/26/63

HOW ACQUIRED: Drafted by the Patriots in the second round of the 1985 draft (52nd player selected) with the pick acquired from the LA Raiders in the 1983 trade involving CB Mike Haynes ... contract runs through 1991 with no option.

GAMES PLAYED/STARTED: 73/12 (1985-16/0, 1986-16/1, 1987-12/8, 1988-16/1, 1989-13/2)

PRO CAREER: 1989- Started two games at strong safety in place of the injured Roland James (vs. Seattle on 9-24 and at Buffalo on 10-1) ... had played in 71 consecutive games since 1985 before missing the 11-26 game at LA Raiders with a sprained left knee (missed three games). 1988- Saw action in all 16 games, with one start (at Buffalo on 10-23, replacing James) ... had an interception vs. Cincinnati on 10-16 on the final play of the game (no return). 1987- Dressed in all 12 non-strike games (started eight — first two and last six at strong safety) ... had best year as a pro — was fifth on team in tackles with 61 (43 solos) ... had two interceptions for three yards (both vs. Indy on 11-22) ... also had eight special teams tackles and was named 1776 QB Club Special Teams Player of the Year ... had 15 tackles (eight solos) vs. Philadelphia on 11-29. 1986- Played in all 16 games, with one start (at Denver, 9-28) at strong safety ... had 19 special teams tackles (12 solo). 1985- Scored winning TD (his 1st pro points) by recovering Sam Seale's fumbled kickoff in the endzone late in the the third quarter vs. LA Raiders in AFC Divisional Playoff game on 1-5-85 ... also had another recovery in that playoff game, coming in the first quarter to set up NE's first TD (recovered Fulton Walker fumble at LA 21).

COLLEGE: Went to Central Michigan as a running back, but when coach gave him his choice between being second-string safety or fourth-string running back on the first day of preseason practice, he selected defense — although he had never played it before ... played free safety position in college...played in Blue-Gray and East-West Shrine all-star games as senior, becoming first player ever from CMU to be invited ... in his three years as a starter, team went 22-9-2, going 8-2-1 his senior year, 6-4-1 his junior year and 8-3 his sophomore year ... his 16 career interceptions (for 140 yards) is a school record, as is his eight pickoffs (for 87 yards, one TD) his junior year ... as a junior and senior, selected first-team all-league unanimously after making second-team as a sophomore.

PERSONAL: Married (TracySue) ... has one daughter, Brielle Amber (1) ... plays for Patriots basketball team during off-season ... active in community, raising money for Canton (Mass.) Children's Hospital ... was a communications/business major in college ... hobbies: golf, fishing, water-skiing and playing softball ... attended Cadillac (Mich.) HS, where he played tailback



and led his team in rushing with 1,600 yards ... was state Class B long jump champion in HS ... born James Edwin Bowman on October 26, 1963 in Cadillac, Mich.

BOWMAN'S CAREER DEFENSIVE STATISTICS

Year	G	— Tackles —			Sacks	Fum. Rec.	Pass Def.
		Solo	Assists				
1985	16	4	3	0	0	1	
1986	16	16	1	0	0	0	
1987	12	43	18	0.5	1	1	
1988	16	14	2	0	0	0	
1989	13	17	6	0	0	0	
Totals	73	94	30	0.5	1	2	

BOWMAN'S CAREER INTERCEPTION STATISTICS

Year	G	No.	Yds.	Avg.	LG	TD
1985	16	0	—	—	—	—
1986	16	0	—	—	—	—
1987	12	2	3	1.5	3	0
1988	16	1	0	0.0	0	0
1989	13	0	—	—	—	—
Totals	73	3	3	1.0	3	0

OTHER STATS: Forced Fumbles: 1985-1, 1988-1, 1989-1. Punt Returns: 1988-one fair catch.

PLAYOFF STATISTICS

Year	G	— Tackles —			Sacks	Fum. Rec.	Pass Def.
		Solo	Assists				
1985	4	0	0	0	2	0	
1986	1	1	0	0	0	0	
Totals	5	1	0	0	2	0	

59



VINCENT BROWN

Linebacker
Ht: 6-2 Wt: 245
Mississippi Valley State
3rd Year
Born: 1/9/65

HOW ACQUIRED: Drafted by the Patriots in the second round of the 1988 draft (44th player selected) ... contract runs through 1991 with no option.

GAMES PLAYED/STARTED: 30/13 (1988-16/3, 1989-14/10)

PRO CAREER: 1989- Played in 14 games, with 10 starts (eight starts at RILB and two starts at LOLB) ... missed the final two games of the season with a sprained right ankle ... fifth on the team in tackles with 78 (47 solos) ... given the Patriots' 12th Player Award by the club's Huddle Fan Club ... made 11 tackles (five solos) against the NY Jets on 11-5 ... got first NFL interception vs. Indy on 12-3. 1988- Saw action in all 16 games, with three starts ... started at LILB in two games (at Buffalo on 10-23 and vs. Chicago on 10-30) and one game at RILB (at Indy on 11-27) ... had a career-high 14 tackles (nine solos) at Buffalo on 10-23 in first NFL start.

COLLEGE: Was a regular at inside linebacker since freshman year ... named Kodak All-American as senior ... named All-Southwestern Athletic Conference first-team as sophomore, junior and senior ... played in Freedom



Bowl Classic all-star game ... broke school's record for career tackles with 570 stops, leading team in tackles last three seasons ... as a senior in 1987, had 171 tackles (103 solos), five sacks and 11 tackles for 70 yards in losses; also picked off four passes for 20 yards ... in 1986 as a junior, named All-American second-team by AP ... tied school record for tackles in one season with 173 (89 solos), despite playing in only nine games ... second in league in sacks with eight ... league's co-Defensive Player of Year ... in 1985, led league in tackles with 156 (98 solos).


PERSONAL: Single ... graduated with degree in criminal justice (hopes to go to law school) ... was all-district and all-conference in football at Walter F. George HS in Decatur, Ga ... was three-year starter in football (linebacker; started two years at offensive guard), making all-city and all-district as senior and named team's best linebacker and best defensive player as senior for 9-1 team ... lettered in soccer one year (senior, to help his foot quickness) and one year of track (senior, in shot put) ... hobbies: reading (enjoys James Baldwin's books), writing romantic poetry (hopes to be published someday) and playing basketball ... born Vincent Bernard Brown on January 9, 1965 in Atlanta, Ga.

BROWN'S CAREER DEFENSIVE STATISTICS

Year	G	— Tackles —			Sacks	Fum.	Pass
		Solo	Assists	Rec.		Def.	
1988	16	21	14	0	0	1	
1989	14	47	31	4	1	3	
Total	30	68	45	4	1	4	

OTHER STATS: Interceptions: 1989- one for -1 yard. Forced Fumbles: 1989-1

22



ERIC COLEMAN

Cornerback
Ht: 6-1 Wt: 190
Wyoming
2nd Year
Born: 12/27/66

HOW ACQUIRED: Drafted by the Patriots in the second round of the 1989 draft (43rd player selected) ... contract runs through 1992 with no option.

GAMES PLAYED/STARTED: 8/0 (1989-8/0)

PRO CAREER: 1989- Played reserve role in the defensive secondary for eight games before being placed on Injured Reserve on 11-11 with a hamstring injury ... had first NFL interception vs. Houston on 10-8 ... also made five tackles (four solos) against Houston.

COLLEGE: All-Western Athletic Conference first-team selection as a senior after starting every game at left cornerback and leading the team in tackles with 93 ... had nine deflections, two interceptions (no return yards) and one forced fumble ... moved to cornerback from halfback before his junior season and finished year with 21 tackles and two interceptions while splitting time at one of the positions ... started college career as a wide receiver, but was moved to halfback as a sophomore ... also was on collegiate track team for



four years ... in indoor track, won the 60-meter WAC championship with 6.2 clocking ... had best in high jump of 6-8 and long jump best was 24-7.

PERSONAL: Single ... working towards degree in business ... attended Thomas Jefferson HS in Denver, Co., where he lettered three years in football and four years in track ... had game-winning 30-yard FG in closing seconds in playoffs as senior; longest FG was 35-yarder ... ran anchor of relay teams ... still holds HS' long-jump record (22-10, as senior) ... hobbies: fishing, gymnastics (best event: floor exercise), basketball ... one of seven children ... born Eric Gerard Coleman on December 27, 1966 in Denver, Co.

COLEMAN'S CAREER DEFENSIVE STATISTICS

Year	G	— Tackles —		Sacks	Fum. Rec.	Pass Def.
		Solo	Assists			
1989	8	15	2	0	0	0

COLEMAN'S CAREER INTERCEPTION STATISTICS

Year	G	No.	Yds.	Avg.	LG	TD
1989	8	1	1	1.0	1	0

46



MARV COOK

Tight End
Ht: 6-4 Wt: 250
Iowa
2nd Year
Born: 2/24/66

HOW ACQUIRED: Drafted by the Patriots in the third round of the 1989 draft (63rd player selected) ... contract runs through 1992 with no option.

GAMES PLAYED/STARTED: 16/0 (1989-16/0)

PRO CAREER: 1989- Played reserve role at tight end for 16 games ... had first NFL catch vs. Seattle on 9-24 (five yards) ... led special teams in tackles with 22 (10 solos), with one forced fumble ... named to Pro Football Weekly's All-Rookie team as a special teams performer.

COLLEGE: Two-year starter at Iowa ... caught 126 passes over his college career, second on the school's all-time reception list behind Ronnie Harmon's 149 ... caught at least two passes in final 22 college games ... caught 96 passes his last two seasons for 1,405 yards and five TDs ... teammates picked him team Offensive MVP as both a junior and senior ... as a senior, named first-team All-America by College and Pro Football Newsweekly, UPI, Football News and Kodak ... named first-team All-Big Ten as a junior and senior ... nation's top receiver among tight ends as a senior with 55 for 645 yards and three TDs (school records for TEs) ... also punted as a junior and senior (five for 39.0 avg. as junior and 15 for 37.4 avg. as senior).

PERSONAL: Single ... working towards general studies degree ... attended West Branch (Iowa) HS, where he earned 14 letters (in football, basketball, baseball and track; captain in all as senior) ... comes from town of 2,000 people (birthplace of Herbert Hoover) ... quarterback for HS team which went




8-1 during senior and sophomore years and 7-2 during junior year ... threw for more than 2,400 yards over his final two years ... was first-team all-state in football as senior ... won the state's 400-meter hurdles title as senior on team which won state track title during both his junior and senior years ... also averaged 18 points and 11 rebounds a game in basketball ... hobbies: golf (next door neighbor is pro golfer Dave Rummells) and water skiing ... born Marvin Eugene Cook on February 24, 1966 in Iowa City, Iowa.

COOK'S CAREER RECEIVING STATISTICS

Year	G	No.	Yds.	Avg.	LG	TD
1989	16	3	13	4.3	5	0

87



LIN DAWSON

Tight End

Ht: 6-3

Wt: 240

North Carolina State

9th Year

Born: 6/24/59

HOW ACQUIRED: Drafted by the Patriots in the eighth round of the 1981 draft (212th player selected) ... contract runs through 1991 with no option.

GAMES PLAYED/STARTED: 102/75 (1981-15/3, 1982-8/4, 1983-13/10, 1984-16/15, 1985-16/13, 1986-On Injured Reserve List Entire Season, 1987-12/11, 1988-6/6, 1989-16/13)

PRO CAREER: 1989- Played in all 16 games, with 13 starts ... caught four passes for 42 yards at Pittsburgh on 12-17, with a long reception of 17 yards. 1988- Was on IR twice (from 8-29 to 9-30, missing first six games with hamstring injury, and then 11-11 to end of season with fractured ankle/fibula, to miss last six games) ... suffered ankle/fibula injury in first quarter vs. Miami (on 11-6) ... had eight catches for 106 yards (13.3 avg., long of 38 vs. Cincinnati on 10-16) ... had two TDs vs. Chicago on 10-30, first time in pro career had two TDs (13 and four yards) in a game. 1987- Started all 12 games at tight end ... won team's Ed Block Courage Award for courage in recovering from an injury. 1986- Spent season on IR due to left knee injury that he suffered in team's first series of plays in Super Bowl XX (vs. Bears at Louisiana Superdome). 1985- Started in all but three regular season games (2nd, 3rd and 4th games of year; suffering from hamstring injury) ... had three catches in the playoffs for 33 yards for 11.0 avg., including a first quarter 13-yard TD at LA Raiders, on 1-5 — his only TD of the year. 1984- Best season of his career, as he caught 39 passes for 427 yards (10.9 avg.) and four TDs ... number of receptions and yardage in '84 were more than his three previous seasons ... had best day come at Jets (9-30) with six catches for 84 yards, with five of his catches coming in the first half ... voted 2nd alternate for the Pro Bowl in '84. 1983- Won the starting tight end spot early in the season, but missed three games due to a left knee injury sustained mid-way through the season ... underwent arthroscopic surgery on 10-10 and returned to action two weeks later to complete the season ... his only TD reception of year was a spectacular left-handed grab in the endzone at Miami on 9-11 ... 1982- Alternated at the tight end spot, starting in four of eight games played ... fourth



leading receiver on team. 1981- Missed only one game with a sore heel ... started three times as a rookie, including each of the last two games after regular starter Don Hasselbeck succumbed to knee surgery ... was a regular on special teams in his first campaign and recorded eight tackles.

COLLEGE: Played in all 44 games while with Wolfpack, finishing college career as the school's ninth all-time leading receiver ... although NC State was not a pass-oriented team, he caught 11 passes for 116 yards and one TD his senior year ... was a key member of Wolfpack offense in '79, finishing second on reception list with 15 catches for 201 yards and one TD, the year NC State won the ACC championship.

PERSONAL: Married (Margo) ... has one son, Jamar (4), and one daughter, Jelyse (2) ... attended Gordon-Conwell Seminary/Ockenga Institute ... involved in a number of charities (Friends of Wrentham, Jimmy Fund and Multiple Sclerosis in North Carolina and South Carolina) ... spends off-season traveling Eastern seaboard talking to junior and senior high schools for Students Against Drunk Driving (SADD) and the "Say No To Drugs" campaign ... is a spokesman for Barnstable (Mass.) Sheriff Dept. on drugs and alcohol to Cape Cod students ... also speaks to various religious and civic organizations (Lin Dawson Ministries) ... conducts Teen Sexuality seminars with wife ... is on ministerial staff at Mt. Sinai Holy Temple in Columbus, Ohio, where brother, Rev. Harry Bellinger, is Pastor ... is on ministerial staff at Mt. Moriah Baptist (Brockton, Mass.) ... serves as chapel leader for Patriots team ... appeared on two episodes of Spenser: For Hire (ABC), which was filmed in Boston area ... was named Who's Who Among Black Americans ... owns a restaurant, Damon's-The Place For Ribs in Orlando, Fla. ... hobbies: boating, salt water fishing, playing drums, golf ... born James Linwood Dawson on June 24, 1959 in Norfolk, Va.

DAWSON'S CAREER RECEIVING STATISTICS

Year	G	No.	Yds.	Avg.	LG	TD
1981	15	7	126	18.0	42	0
1982	8	13	160	12.3	26	1
1983	13	9	84	9.3	14	1
1984	16	39	427	10.9	27	4
1985	16	17	148	8.7	26	0
1986	On Injured Reserve Entire Season					
1987	12	12	81	6.8	14	0
1988	6	8	106	13.3	38	2
1989	16	12	101	8.4	17	0
Totals	102	117	1233	10.5	42	8


OTHER STATS: Fumbles: 1985-1. Fumble Recoveries: 1984-1, 1985-1

PLAYOFF STATISTICS

Year	G	No.	Yds.	Avg.	LG	TD
1982	1	4	49	12.3	17	0
1985	4	3	33	11.0	13t	1
Totals	5	7	82	11.7	17	1



67



DAVID DOUGLAS

Offensive Guard

Ht: 6-4 Wt: 280

Tennessee

5th Year

Born: 3/20/63

HOW ACQUIRED: Signed by the Patriots as a free agent on October 19, 1989 after being waived by the team on September 30 ... had been signed as a free agent on September 13, 1989 after he had been waived by the Patriots on the final cutdown on September 4 ... was signed by the Patriots on March 17, 1989 as a Plan B free agent from the Cincinnati Bengals ... was originally an eighth-round draft pick of the Bengals in 1986 (204th player selected) ... contract runs through 1990 with no option.

GAMES PLAYED/STARTED: 45/7 (1986-14/0, 1987-12/4, 1988 14/2, 1989-5/1)


PRO CAREER: 1989- Played in five games, with one start ... start came against LA Rams on 12-24 at right offensive guard in place of the injured Paul Fairchild ... also played on the defensive line during goal-line situations at Pittsburgh on 12-17 after Kenneth Sims was injured in the fourth quarter. 1988- Played in 14 games with the Bengals, with two starts (one at guard and one at center) ... also played both the guard and center positions in the playoffs and Super Bowl. 1987- Stepped in for injured center Dave Rimington and had four starts. 1986- Played in 14 games as a reserve ... was selected by Memphis in the 1986 USFL territorial draft, but elected to play with Bengals.

COLLEGE: Was a walk-on in college and was granted a scholarship as a junior; wasn't offered scholarship early because he only weighed 215 pounds, but went to 245 pounds in first year of college ... brother, Steve, was Parade All-America at Tennessee; Steve played DT, replacing Reggie White (of the Philadelphia Eagles) ... played four years with younger brother, and both were starters late in careers ... played primarily tackle, but also saw action at guard and center ... in 1984, started seven games at left tackle ... team went on to finish 7-4-1 (went to Sun Bowl, losing to Maryland, 28-27) ... in 1985, team went 9-1-2 (beat Miami, 35-7, in Sugar Bowl).

PERSONAL: Married (Karla) ... has one son, Aaron ... attended Rhea County HS in Evansville, Tenn. ... hobbies: hunting, fishing ... born David Glenn Douglas on March 20, 1963 in Spring City, Tenn.



66



PAUL FAIRCHILD

Offensive Guard

Ht: 6-4 Wt: 270

Kansas

7th Year

Born: 9/14/61

HOW ACQUIRED: Drafted by the Patriots in the fifth round of the 1984 draft (124th player selected) ... contract runs through 1990 with no option.

GAMES PLAYED/STARTED: 80/36 (1984-7/0, 1985-16/2, 1986-16/15, 1987-11/2, 1988-16/3, 1989-14/14)

PRO CAREER: 1989- Started at right offensive guard in 14 games in place of the injured Ron Wooten ... missed NY Jets game on 11-5 with a sprained right ankle, and then re-injured the ankle at Pittsburgh on 12-17 (placed on IR on 12-20). 1988- Saw action in all 16 games, with three starts (in place of injured Ron Wooten at right guard vs. Buffalo on 9-18 and at Houston on 9-25, and at left guard at Minnesota on 9-11 for the injured Sean Farrell). 1987- Dressed in 11 games (started two — at center vs. Miami on 9-13 and at LG at Denver on 12-6). 1986- Stepped into position that future Hall of Famer John Hannah played, left guard, after Hannah retired in July of 1986 ... started all but one game over season (missed at New Orleans game on 11-30 with groin injury) ... was hurt by foot injury in latter half of schedule. 1985- Used mainly on special teams in playing in all 16 games (also played all four playoff games) ... replaced injured guard Ron Wooten (ankle) at Tampa Bay on 10-27 ... started two games over regular season, vs. Miami on 11-3, in first career pro start, and at Indy on 12-1 — both times in place of the injured Wooten at right guard. 1984- Was active for all 16 games during his rookie season and played in seven.

COLLEGE: Was one of the KU captains as a junior and senior, marking only second time in KU history that a player served as captain for two seasons ... was top offensive lineman for Jayhawks throughout senior year as team set 20 offensive school records over the campaign ... was named team's Offensive Player of the Week by the KU coaching staff three times his senior year ... played in Japan Bowl, as well as Blue-Gray Game ... transferred from Ellsworth (Kan.) Junior College, where he was All-League.

PERSONAL: Married (Michelle) ... has one son, Robert (1) ... graduated with degree in Personnel Administration ... was all-state football player at Glidden Ralston HS in Ralston, Iowa; also lettered in track and baseball ... lists hunting as hobby ... born Paul Jay Fairchild on September 14, 1961 in Carroll, Iowa.



COLLEGE: Was the most decorated senior offensive lineman in the country in 1981 and finished second to junior Dave Rimington in Outland Trophy voting ... was only offensive line finalist for Lombardi Trophy ... Penn State went 28-8 his three years as starter — 10-2 in 1981, beat USC in Fiesta Bowl, 26-10; 10-2 in 1980, beating Ohio State, 31-19, in Fiesta Bowl and 8-4 in 1979, beating Tulane, 9-6, in Liberty Bowl ... Penn State was ranked third in both AP and UPI his senior year and eighth in 1980 ... was first-team All-American guard on every major team in 1981 and AP second-team All-America as junior in 1980 ... teamed with Mike Munchak (drafted by Houston as eighth player overall in 1982) to form one of the best guard tandems in college football history ... scored TD with endzone fumble recovery in final regular season game of college career, vs. Pitt ... played in East-West Shrine Game and Japan Bowl ... was a defensive lineman when he arrived at Penn State but was quickly moved to guard.

PERSONAL: Married (Rene) ... graduated with degree in general arts and sciences ... graduated from Westhampton Beach (N.Y.) HS where was football captain (played linebacker and fullback) ... was valuable player of school hoop team as junior (did not play basketball as senior) ... outstanding discus thrower in HS, once placed second in national meet and represented United States in junior international competition with career best of 195-5 ... was National Football Foundation Hall of Fame Scholar-Athlete ... father, Donald, is a general surgeon, who played football at Columbia ... older brother, Lee, played football at Syracuse ... born Sean Ward Farrell on May 25, 1960 in Southampton, N.Y.

80



IRVING FRYAR

Wide Receiver

Ht: 6-0 Wt: 200

Nebraska

7th Year

Born: 9/28/62

Pro Bowl Season: 1985

HOW ACQUIRED: Drafted by the Patriots in the first round of the 1984 draft (first player selected) ... contract runs through 1993 with no option.

GAMES PLAYED/STARTED: 82/60 (1984-14/2, 1985-16/14, 1986-14/13, 1987-12/12, 1988-15/14, 1989-11/5)

PRO CAREER: 1989- Patriots' eighth all-time leading receiver with 186 catches for 3,065 yards and 27 TDs ... also club's all-time leading punt return with 176 for 1,912 yards (10.9 avg.) and three TDs ... played in 11 games (five starts) ... missed missed two games with a minor injury to his left knee and three games after suffering a sprained medial collateral ligament in his right knee at Indy on 10-29 ... at SF on 10-22, caught five passes for 102 yards, the sixth 100-yard receiving game of his career ... returned 12 punts for 107 yards (8.9 avg.), with one fair catch, and returned one kickoff a career-long 47 yards (vs. LA Rams on 12-24). 1988- Suffered sprained ankle and small bone chip fracture in left foot prior to 1989 season (on 6-3) while working out and had to wear cast for a month ... with Fryar returning all the punts, NE was fourth in NFL in punt returns with a 10.5 avg. (38 returns for 398 yards) ... was



third in AFC and tied for fifth in NFL with that average ... only called for eight fair catches ... had long return of 30 yards vs. Chicago on 10-30 ... led team in TD catches with five, the most dramatic being an 80-yarder vs. Chicago on 10-30 (first play of game, from QB Doug Flutie) ... had 20 of his catches come in first eight games ... only NE player to gain over 100 yards via receptions in 1988, with 122 yards on three catches vs. Chicago on 10-30 ... missed one game, at Denver on 12-17, due to hamstring injury. 1987- Started all 12 non-strike games ... was 3rd on team in receptions (31) ... led team in TD receptions with five (all in different games). 1986- Third on the team in catches ... second on team in TD catches (6) ... was third in the AFC in punt return average (10.5) ... at LA Rams on 11-16, caught a "Hail Mary" pass from Tony Eason with no time left to give the Patriots a 30-28 win. 1985- In second year as a pro, was tied for second on team in catches during regular season with 39 ... led all NE receivers in TD catches with seven ... 10 TDs was most on team since Tony Collins' 10 in 1983) ... had one TD run (eight yarder at Seattle, on 11-17, for his first NFL TD run) and had two TDs on punt returns (85 yarder at Buffalo, on 9-22, for second longest in team history to Mike Haynes' 89 yarder in 1976; and he also had 77 yard TD vs. Indy, on 11-10, for fourth longest punt return in team history) ... his 85-yard punt return at Buffalo was longest in NFL over the 1985 season ... had 37 punt returns for 520 yards (second in NFL in yards), a 14.1 avg. during regular season to lead NFL ... in leading NFL in punt returns, was only 3rd Patriot ever to lead league and his numbers were second best season in team history for yardage and average ... started in 16 of the 20-game season (14 of 16 regular season games); did not start at Chicago on 9-15, because of rib injuries suffered late vs. Green Bay on 9-8; did not start at Indy on 12-1 because of calf injury and did not start playoff game at Miami on 1-12-86 because of cut tendons in right little finger suffered during week ... caught team's only TD in Super Bowl XX ... caught passes in 13 consecutive games (from third week at Buffalo on 9-22 to 15th week at Miami on 12-16; with streak ending on 12-22 vs. Cincinnati) ... 1984- Was the 4th top punt returner in the AFC and 6th top in the NFL with a 9.6 average with 347 yards in 36 carries ... tied Patriot team record with seven punt returns at Dallas (11-22, fourth time in team history).

COLLEGE: A consensus All-America choice in 1983 ... caught 40 passes as a senior for 780 yards (19.5 avg., with eight TDs), adding up to a career total of 67 passes for 1,196 yards (17.9 avg.), with 11 TDs ... his career receiving yardage ranks second only to Johnny Rodgers' 2,479 in Nebraska record books ... played in East-West Shrine game and the Japan Bowl all-star games ... as junior, suffered numerous injuries but still was country's third top punt returner, and Big Eight leader with 15.4 average on 18 returns ... threw 37-yard TD pass vs. Oklahoma ... in Orange Bowl victory of 21-20 over LSU, had 84 yards on five catches, 12 yards on two carries and 56 yards on two punt returns ... as sophomore, split time at wingback spot and was tops in league and fourth in nation in punt returns ... had two punt returns for TDs — 82-yarder vs. Florida State and 63-yarder vs. Iowa State first collegiate catch was 49-yard TD vs. Kansas State.

PERSONAL: Married (Jacqueline) ... has two sons, Londen (4) and Irving Jr. (3), and one daughter, Adrienne (born 4-22-90) ... was meteorology major ... won 1776 QB Club Community Service Award in 1988 for his numerous talks to youth group for the "Just Say No" program ... was a receiver and safety at Rancocas Valley Regional HS (same school that produced Franco, Pete and Giuseppe Harris) in New Jersey ... can play five musical instruments ... hobbies: playing piano and playing basketball ... born Irving Dale Fryar on September 28, 1962 in Mount Holly, N.J.



FRYAR'S CAREER RECEIVING STATISTICS

Year	G	No.	Yds.	Avg.	LG	TD
1984	14	11	164	14.9	26	1
1985	16	39	670	17.2	56	7
1986	14	43	737	17.1	69t	6
1987	12	31	467	15.1	40	5
1988	15	33	490	14.8	80t	5
1989	11	29	537	18.5	52	3
Totals	82	186	3065	16.5	80t	27

FRYAR'S CAREER RETURN STATISTICS

Year	G	PUNT RETURNS					KICKOFF RETURNS				
		No.	FC	Yds.	Avg.	LG TD	No.	Yds.	Avg.	LG TD	
1984	14	36	10	347	9.6	55 0	5	95	19.0	22	0
1985	16	37	15	520	14.1*	85t 2	3	39	13.0	24	0
1986	14	35	10	366	10.5	59t 1	10	192	19.2	33	0
1987	12	18	12	174	9.7	36 0	6	119	19.8	31	0
1988	15	38	8	398	10.5	30 0	1	3	3.0	3	0
1989	11	12	1	107	8.9	20 0	1	47	47.0	47	0
Totals	82	176	56	1912	10.9	85t 3	26	495	19.0	47	0

FRYAR'S CAREER RUSHING STATISTICS


Year	G	No.	Yds.	Avg.	LG	TD
1984	14	2	-11	-5.5	0	0
1985	16	7	27	3.9	13	1
1986	14	4	80	20.0	31	0
1987	12	9	52	5.8	16	0
1988	15	6	12	2.0	6	0
1989	11	2	5	7.5	11	0
Totals	82	30	175	5.8	31	1

OTHER STATS: Fumbles: 1984-4, 1985-5, 1986-4, 1987-2, 1988-2. Fumble Recoveries: 1984-1, 1986-2.

PLAYOFF STATISTICS

Year	G	No.	Yds.	Avg.	LG	TD
1985	3	4	71	17.8	39	1
1986	1	2	11	5.5	7	0
Totals	4	6	82	13.7	39	1

74



CHRIS GAMBOL

Offensive Guard/Tackle

Ht: 6-6 Wt: 295

Iowa

3rd Year

Born: 9/14/64

HOW ACQUIRED: Signed with the Patriots on March 31, 1990 as a Plan B free agent from the Detroit Lions ... was originally a third-round draft pick of the Indianapolis Colts in 1987 (58th player selected) ... contract runs through 1991 with no option.

GAMES PLAYED/STARTED: 18/0 (1987-On Injured Reserve Entire Season, 1988-12/0, 1989-6/0)

PRO CAREER: 1989- Played in six games for Detroit after being obtained as a Plan B free agent from the San Diego Chargers during the 1989 off-season. 1988- Played in 11 games for the Chargers as a reserve tackle after




being picked up off waivers from the Colts ... played one game in Indy before being waived. 1987- Spent the entire season on the Colts' Injured Reserve list.

COLLEGE: Played collegiately at the University of Iowa, where he ended his senior season as the Hawkeyes' second-rated lineman from the tackle position ... entered college as a tight end prospect ... also competed in the shot put for the Iowa track team.

PERSONAL: Single ... finance major ... attended Oxford (Mich.) HS, where he was a standout lineman ... born Christopher Hughes Gambol on September 14, 1964 in Pittsburgh, Pa.

91



CHRIS GANNON

Defensive End

Ht: 6-6 Wt: 260

Southwestern Louisiana

2nd Year

Born: 1/20/66

HOW ACQUIRED: Signed with the Patriots on March 31, 1990 as a Plan B free agent from the San Diego Chargers ... was originally a third-round draft pick of the Patriots in 1989 (73rd player selected) ... contract runs through 1991 with no option.

GAMES PLAYED/STARTED: 10/1 (1989-10/1)


PRO CAREER: 1989- Played in 10 games (one start) for the Chargers before being placed on Injured Reserve on November 17 with a knee injury ... was claimed by the Chargers on September 4 after being waived by the Patriots during the final cutdown to 47 players.

COLLEGE: Had 18 career sacks at USL, with six coming in senior year ... was second on the team in tackles as a senior with 94 (52 solos) ... also had an interception vs. Memphis State ... as a junior, led the team's defensive linemen with 70 tackles (39 solos) and six sacks ... was bothered by a twisted knee, sore neck and pinched nerve in the shoulder as a sophomore.

PERSONAL: Single ... attended Orange Park (Fla.) HS, where he was two-time all-county and all-district in football as a tight end ... was second-team Class AAAA as senior; named all-state as senior ... in summers of 1986 and '87, worked with visually handicapped as swimming instructor in Lake Whales, Fla. ... in summers of 1987 and '88, worked with deaf and blind in St. Augustine, Fla. ... in summer of 1983 (between junior and senior years of HS), worked three months sodding 17th and 18th fairways at the Tournament Players Championship (TPC) course in Ponte Vedra, Fla. ... hobbies: swimming, playing softball and cycling ... born Christopher Stephen Gannon on January 20, 1966 in Brandon, Fla.



43



ERNEST GIBSON

Cornerback
Ht: 5-10 Wt: 175
Furman
7th Year
Born: 10/3/61

HOW ACQUIRED: Signed with the Patriots on March 29, 1990 as a Plan B free agent from the Miami Dolphins ... was originally a sixth-round draft pick of the Patriots in 1984 (151st player selected) ... contract runs through 1991 with no option.

GAMES PLAYED/STARTED: 72/14 (1984-15/8, 1985-9/0, 1986-15/1, 1987-12/5, 1988-16/0, 1989-5/0)

PRO CAREER: 1989- Played in five games with Miami and had one tackle ... was waived by Dolphins on October 27 but was re-signed by Miami on December 16. 1988- Saw action in all 16 games with the Patriots. 1987- Played in all 12 non-strike games ... started last five games in place of injured Raymond Clayborn at right cornerback. 1986- Played in 15 games, with one start (came against Miami in season finale) ... had nine special teams tackles. 1985- Missed most of the season with various injuries ... played in nine games without a start ... placed on IR with pectoral muscle pull on 9-3 ... missed Indy game on 11-10 because of hip injury. 1984- Broke into starting lineup as a rookie at left cornerback midway through the season .. made first career interception against Miami on 10-21 ... started next seven games at cornerback through Philadelphia game on 12-9 ... shared starting CB slot with Ronnie Lippett.

COLLEGE: Four-year starter at Furman who was selected Kodak 1-AA All-America first team, All-Southern Conference first team and played in Blue-Gray game ... was originally a walk-on wide receiver, but switched to defensive backfield as a freshman ... went on to start every game (47) at Furman ... finished career with 12 interceptions ... as a senior, was involved in 58 total tackles, also had three interceptions ... ran track two seasons and was member of conference championships 440-yard relay team in 1981.

PERSONAL: Married (Barbara) ... graduated with degree in political science ... plans to go to law school ... works in a bank during the off-season, learning management skills ... has spent time working with the United Way in Jacksonville ... graduate of Bishop Kenney HS in Jacksonville, Fla. ... selected as a prep football All-Area, All-Conference and All-City performer ... earned All-Conference honors in 100-, 200- and 400-meter relay teams ... hobbies: water skiing and golf ... enjoys the music of Earl Klugh ... born Ernest Gerard Gibson on October 3, 1961 in Jacksonville, Fla.



GIBSON'S CAREER DEFENSIVE STATISTICS


Year	G	— Tackles —			Sacks	Fum. Rec.	Pass Def.
		Solo	Assists				
1984	15	24	8	0	1	11	
1985	9	4	0	0	0	1	
1986	15	24	4	0	0	4	
1987	12	28	4	0	0	4	
1988	16	10	3	0	0	1	
1989	5	1	0	0	0	0	
Totals	72	91	19	0	1	21	

GIBSON'S CAREER INTERCEPTION STATISTICS

Year	G	No.	Yds.	Avg.	LG	TD
1984	15	2	4	2.0	4	0
1985	9	0	0	0.0	0	0
1986	15	0	0	0.0	0	0
1987	12	2	17	8.5	17	0
1988	16	0	0	0.0	0	0
1989	5	0	0	0.0	0	0
Totals	72	4	21	5.3	17	0

OTHER STATS: Forced Fumbles: 1987-1. Punt Returns: 1984- one for three yards.

72



TIM GOAD

Nose Tackle
Ht: 6-3 Wt: 280
North Carolina
3rd Year
Born: 2/28/66

HOW ACQUIRED: Drafted by the Patriots in the fourth round of the 1988 draft (87th player selected) ... contract runs through 1990 with no option.

GAMES PLAYED/STARTED: 32/30 (1988-16/14, 1989-16/16)

PRO CAREER: 1989- Started all 16 games at nose tackle and was seventh on the team in tackles ... had six tackles in three different games (at Indy on 10-29, vs. NO on 11-12 and vs. Indy on 12-3) ... got only sack of season on 12-17 at Pittsburgh against Bubby Brister (eight-yard loss). 1988- Named to All-Rookie teams by UPI, College and Pro Football Newsweekly, Pro Football Weekly and Quarterback Magazine (out of England) ... played in all 16 games, started 14 — broke into the starting lineup at nose tackle in third week and was there rest of season (Brent Williams started first two games, and moved to defensive end to replace injured Kenneth Sims) ... had two sacks for 10 yards — four-yarder vs. Green Bay on 10-9 and six-yarder at Buffalo on 10-23 ... was the co-winner (with OG Sean Farrell) of Jim Lee Hunt award, annually selected by team's coaches as team's top offensive or defensive lineman.

COLLEGE: Started three years — at nose tackle as sophomore and junior before being moved to defensive tackle as senior (also started final two games of freshman year, at defensive tackle) ... also lettered in track (placed third in shot put in ACC Indoors in 1986 and placed fifth in the ACC Championships in 1985) ... named AP HM All-American as junior and senior; also named All-Atlantic Coast Conference (first team) as junior and senior ...



holds school's squat record of 705 pounds ... as a senior in 1987, notched 95 tackles (51 solos) with eight sacks and 13 tackles for losses (65 yards) ... also caused one fumble, had 16 QB pressures and two pass deflections ... in 1986, named HM All-American by AP ... had 85 tackles (40 solos), tops on the defensive line ... had two sacks along with six tackles for 26 yards in losses, had 11 QB pressures and one pass deflection ... in 1985, started all but one game (at nose guard) and had 90 tackles (29 solos) with a team-high 5 1/2 sacks and seven tackles for losses (45 yards); deflected four passes and credited with team-high 24 QB pressures ... in 1984, saw considerable time at DT as freshman; recorded 62 tackles (14 solos), had one tackle for a loss (two yards) and one QB pressure.


PERSONAL: Single ... working towards degree in criminal justice and psychology (wants to work for FBI or become state trooper, or possibly a teacher-coach) ... set college record in shot put (61 ft.-1 in.) ... as a senior at Patrick County HS in Stuart, Va., earned all-state and AP All-American honors as linebacker (also played nose guard and played offensive guard, center, tackle) ... was four-year varsity starter (team had 16 players his senior year) ... became first athlete ever at school to go on to Division I college on athletic scholarship ... had 193 tackles as senior, intercepted three passes and blocked an incredible 11 extra-point kicks and three field goals ... was three-time all-district ... won four letters in football, track and wrestling ... was three-time district heavyweight wrestling champ and was regional champ and third in state as senior (had 95-18 record in four years) ... won state AA shot put championship as senior and placed third in shot put in the National Junior Olympics ... was also three-time district champion (best toss at 60 3/4) and two-time regional champ ... hobbies: golf, fishing (for bass) and hunting ... born Timothy Ray Goad on February 28, 1966 in Claudville, Va.

GOAD'S CAREER DEFENSIVE STATISTICS

Year	G	— Tackles —		Sacks	Fum. Rec.	Pass Def.
		Solo	Assists			
1988	16	32	10	2	0	0
1989	16	43	19	1	0	1
Totals	32	75	29	3	0	1

OTHER STATS: Forced Fumbles: 1989-1.

14



STEVE GROGAN

Quarterback
Ht: 6-4 **Wt: 210**
Kansas State
16th Year
Born: 7/24/53

HOW ACQUIRED: Drafted by the Patriots in the fifth round of the 1975 draft (116th player selected) ... contract runs through 1991 with no option.

GAMES PLAYED/STARTED: 145/131 (1975-13/7, 1976-14/14, 1977-14/14, 1978-16/16, 1979-16/16, 1980-12/12 (76 consecutive game starting streak), 1981-8/7, 1982-6/6, 1983-12/12, 1984-3/3, 1985-7/6, 1986-4/2, 1987-7/6, 1988-6/4, 1989-7/6)



PRO CAREER: 1989- Holds almost every Patriots' passing record ... became only the 26th player in NFL history to pass for over 25,000 yards ... moved into 23rd place on the NFL's all-time passing yardage list (past Jim Plunkett) ... has 73-55-3 record as a starter ... at Indy on 10-29, completed a career-high 28 passes on 46 attempts (tied a career-high) ... at one point, had completed 14 consecutive passes at Indy ... on 11-12 vs. NO, attempted a Patriots' record 59 passes (27 completions). 1988- Started first four games and played in six ... best game was season opener — vs. Jets on 9-4 — completing 16 of 31 passes for 156 yards with two TDs and one interception ... had neck surgery (for herniated disc that was pinching nerve that went to throwing arm) during off-season on 1-25-89; had he not had surgery, would have had to quit football. 1987- Played in seven games and started six ... had numerous injuries during season: lost power in throwing arm in warmups at Jets on 9-21 and couldn't play because of neck and back spasms, had to leave Dallas game of 11-15 due to head and neck injuries (happened on two-yard TD run; caused him to miss the next three games) and suffered fractured left hand at Buffalo on 12-20 (played with it wrapped at Miami the following week) ... team was 5-2 in games he appeared in 1987 ... shared team MVP award (picked by 1776 QB Club) with LB Andre Tippett. 1986- Started two games (vs. Jets on 10-12 and at Pittsburgh on 10-19, stepping in for injured Eason, who had bruised ribs) ... also played in two other games (vs. Miami on 10-5 and at Miami on 12-22 when Eason suffered injuries) ... had three TDs in each of two starts — went 23 of 42 for 401 yards vs. the Jets and was 18 of 26 for 243 yards at Pittsburgh ... in throwing for 401 yards vs. Jets, was first time in his career that he had thrown for more than 400 yards in a game (third time in club's history and second time in season for Patriots, with Eason having the other in 1986) ... in season finale at Miami, was 15 of 24 for 226 yards with two TD passes (was 12 of 17 for 194 yards with two TDs in the second half); the TD passes were: 12-yarder to Tony Collins with 6:40 left and then 30 yarder to Stanley Morgan with 44 seconds left (NE won AFC East title with win) ... also ran for a seven-yard TD on bootleg in third quarter of game (put score at 20-20) ... won 1776 QB Club Unsung Hero Award ... in 1986 off-season, had operation to correct tendinitis problem in throwing elbow. 1985- Came off bench to replace injured Eason vs. Buffalo on 10-13 and spearheaded NE to 14-3 win in first appearance since coming out of the third game of 1984 season, vs. Seattle on 9-16 ... went 15 of 19 for 282 yards with one TD (16 yarder to Fryar) and one interception ... NE had 2-3 record going into that Buffalo game, but he led team to six consecutive wins before suffering injury at NY Jets, on 11-24 ... placed on IR on 11-30 for fractured tibia in left knee (repaired on 11-26) and also had sprained medial collateral ligament damage ... was activated on 1-3-86 ... in 4th quarter of regular season games played, went 24 of 29 for 465 yards, with four TDs and no interceptions; also ran for two fourth quarter TDs, both game winners ... came in for Eason in Super Bowl XX and hit on 17 of 30 passes (56.7%) for 177 yards, with one TD (eight yarder to Fryar, 1:46 into 4th) and had two interceptions ... was selected the team's Co-MVP by the 1776 Quarterbacks Booster Club (with Craig James) at end of season. 1984- Started the first three games. 1983- Off to best start of career, he was AFC's top rated passer for weeks 3-6 and rated among top three AFC passers in ten of first eleven weeks of the year ... great success came to a quick halt when he suffered fractured left fibula on 11-20 in a loss to Cleveland ... the injury sidelined him for final five weeks of season ... having set four club passing marks in 1982, he passed Babe Parilli in two other passing categories during 1983 to capture every major club career passing record ... with only 3:59 to play at Pittsburgh on 9-25, threw 76-yard TD pass to Stephen Starring to earn come-from-behind 28-23 win over Steelers ... that pass equaled his previous career longest completion set on a 76-yard TD pass to Stanley Morgan against Miami on 11-8-81 ... his valuable impact on team in 1983 earned him the 1776



Fan Club MVP Award. 1982- After losing starting QB duties to Matt Cavanaugh early in 1982, Steve regained starting spot for final six games of the year ... in first start of '82, connected with Stanley Morgan for 62-yard TD pass on just third play of game in 29-21 win over Houston (11-28) ... with him calling signals, Patriots won four of their last six games to earn a playoff spot. 1981- In second game, he was forced out of action at Philadelphia with neck injury that knocked him out of the starting lineup for next four games ... in 11th game of year, suffered left knee injury when tackled by Jets DE Mark Gastineau and was lost for rest of season ... with league-leading 8.61 yards per passing attempt mark in 1981, became only second player since the AFL-NFL merger to lead NFL in category for two consecutive years (Terry Bradshaw also accomplished that feat in 1977 and 1978). 1980- Leading AFC in passing for first seven weeks of season, he was off to fast start that was slowly and painfully halted by two knee injuries ... over first seven games, completed 98 of 156 passes (62.8%) for 1,398 yards and 11 TDs in leading Patriots to six wins in their first seven starts ... sprained left knee suffered in Seattle (9-21) and sprained right knee incurred following week vs. Denver (9-29) began to take toll as he began to lose his feared mobility by season's midway point ... in season's 12th game, finally sat down to rest ailing knees and, in doing so, had five-year, 76 consecutive regular season game starting streak snapped ... in last minute 38-34 loss to Oilers (11-10), completed 25 of 39 passes for 374 yards and three TDs. 1979- Tied with Brian Sipe of Cleveland for NFL lead in TD passes (28) while topping league in TD percentage (6.6) and rushing by QB (368 yards on 62 attempts) ... his 3,286 passing yards that year was second best seasonal performance at time in club history behind only Parilli's 3,465 yards in 1964 ... had four games in which he passed for over 300 yards ... underwent minor knee (right) surgery in April, 1980 ... had incredible day in leading Patriots to a record setting 56-3 win over the Jets (9-9), completing 13 of 18 passes (72.2%) for 315 yards and 5 TDs. 1978- His 539 rushing yards enabled the Patriots to become first team ever to have four members of same backfield break 500-yard rushing mark in same campaign. 1977- Completed a herculean task of calling every one of the Patriots' 922 offensive plays. 1976- Had 13 rushing TDs, beating previous high mark for NFL QBs ... established himself as the game's most feared running QB. 1975- Played in 13 games, starting in seven of last eight contests.

COLLEGE: Started for K-State as a junior and senior ... during career completed 166 of 371 attempts for 2,213 yards, 12 TDs and 26 interceptions ... also ran for additional 585 yards and six TDs on 339 attempts during that span ... part-time punter as a junior and senior, hitting seven punts for 279 yards (39.9 avg.) ... caught a 22-yard TD pass as a senior.

PERSONAL: Married (Robbi) ... father of three sons, Tyler (10), Tanner (8) and Tate (3) ... raised in Ottawa, KS ... his father, Jim, is a high school teacher in Ottawa and is also the receivers coach for Ottawa College ... Steve's brother, Scott, is also a football coach who handles the defensive backs for the University of Nebraska at Omaha ... had high school football field named after him (in Ottawa, KS) in 1986 ... is one of best golfers on team, playing in numerous celebrity tourneys ... is active speaker for Patriots PR office during off-season ... spokesperson for the Rhode Island Department of Education's Adult Literacy Campaign since 1988 ... a charity golf tournament each spring for March of Dimes ... born Steven James Grogan on July 24, 1953 in San Antonio, Texas.



GROGAN'S CAREER PASSING STATISTICS

Year	G	Att.	Comp.	Pct.	Yds.	TD	Int.	LG	Sacked
1975	13	274	139	50.7	1976	11	18	62t	22-207
1976	14	302	145	48.0	1903	18	20	58t	18-155
1977	14	305	160	52.5	2162	17	21	68	14-155
1978	16	362	181	50.0	2824	15	23	75t	22-199
1979	16	423	206	48.7	3286	28*	20	63t	45-341
1980	12	306	175	57.2	2475	18	22	71	17-138
1981	8	216	117	54.2	1859	7	16	76t	19-137
1982	6	122	66	54.1	930	7	4	62t	8- 48
1983	12	303	168	55.4	2411	15	12	76t	29-195
1984	3	68	32	47.1	444	3	6	65t	7- 45
1985	7	156	85	54.5	1311	7	5	56	11- 86
1986	4	102	62	60.8	976	9	2	69	4- 31
1987	7	161	93	57.8	1183	10	9	40	7- 55
1988	6	140	67	47.9	834	4	13	41t	7- 77
1989	7	261	133	51.0	1697	9	14	55t	8- 64
Totals	145	3501	1829	52.2	26271	178	205	76t	239-1933

NOTE: Grogan is the Club Leader in all career passing categories except percentage.* Tied as NFL Leader

GROGAN'S CAREER RUSHING STATISTICS

Year	G	No.	Yds.	Avg.	LG	TD
1975	13	30	110	3.7	14	3
1976	14	60	397	6.6	41t	12 #
1977	14	61	324	5.3	41	1
1978	16	81	539	6.7	31	5
1979	16	64	368	5.8	26	2
1980	12	30	112	3.7	19	1
1981	8	12	49	4.1	24t	2
1982	6	9	42	4.7	19	1
1983	12	23	108	4.7	17	2
1984	3	7	12	1.7	13	0
1985	7	20	29	1.5	12	2
1986	4	9	23	2.6	10	1
1987	7	20	37	1.9	8	2
1988	6	6	12	2.0	6	1
1989	7	9	19	2.1	7	0
Totals	145	441	2181	5.0	41t	35

Club Record


OTHER STATS: Fumbles: 1975-6, 1976-7, 1977-6, 1978-9, 1979-12, 1980-4, 1981-5, 1982-2, 1984-4, 1985-7, 1986-2, 1987-8, 1988-2, 1989-3. Fumble Recoveries: 1975-1, 1976-4, 1977-2, 1978-2, 1979-4, 1980-1, 1981-2, 1982-1, 1984-2, 1985-2, 1986-1, 1987-6, 1988-1, 1989-2. Receiving: 1981- two for 16 yards (five yards from A. Johnson vs. Baltimore on 9-6 and 11 yards from A. Johnson at Oakland on 11-1), 1983- one for -8 yards. Grogan's pass was tipped and caught by Grogan, who lost eight yards on the play.

PLAYOFF STATISTICS

Year	G	Att.	Comp.	Pct.	Yds.	TD	Int.	LG	Sacked
1976	1	23	12	52.2	167	1	1	40	0- 0
1978	1	12	3	25.0	38	0	2	18	1- 3
1982	1	30	16	53.3	189	1	2	22t	4-29
1985	1	30	17	56.7	177	1	2	24	4-33
Totals	4	95	48	50.5	571	3	7	40	9-65



10



BRIAN HANSEN

Punter

Ht: 6-4

Wt: 220

Sioux Falls

6th Year

Born: 10/26/60

Pro Bowl Season: 1984

HOW ACQUIRED: Signed by the Patriots as a free agent on May 3, 1990 ... originally a ninth-round draft pick of the New Orleans Saints in 1984 ... contract runs through 1991 with no option.

GAMESPLAYED/STARTED: 76/0 (1984-16/0, 1985-16/0, 1986-16/0, 1987-12/0, 1988-16/0, 1989-Did Not Play)

PRO CAREER: 1989- Was waived by the Saints on 9-5 and spent the rest of the year out of football. 1988- Equaled '87 average with 40.5 yards per kick ... nailed 18 punts inside-the-20, while eight went for touchbacks ... booted a 64-yarder vs. LA Raiders on 10-23, the third best of his career ... scampered 10 yards for a first down on a fake punt vs. Denver on 11-20, the first time he had run for positive yardage ... finished season sixth in NFC in punting, but his 34.3 net average was fourth. 1987- Started off rapidly, kicked all five of his punts inside the 20-yard line vs. Cleveland on 9-13 to keep the Browns in a hole all day in 28-21 win ... finished season with 40.5-yard average, but his net was among the top in the NFL ... kicked 18 dead inside the 20 against only six touchbacks all year ... hit long of 60 vs. Tampa Bay on 12-6. 1986- Kicked for over 42-yard average for third consecutive season, averaged 42.7 on his 81 punts ... equaled his career longest kick (66 yards) at SF on 9-21 ... hit punts for at least 50 yards in 12 games. 1985- Finished fourth in NFL punting with a 42.3 avg. ... had season-long punt of 58 yards vs. Philadelphia on 10-6 ... blasted punts for at least 50 yards in 12 of the 16 games. 1984- Selected to the Pro Bowl ... led NFC in punting average and set Saints team record (43.8) in rookie season ... had career-long 66-yard punt vs. LA Rams on 10-14.

COLLEGE: All-America selection (NAIA) in 1983 ... led the nation in 1982 with 44.5-yard average ... also played tight end and split end at Sioux Falls ... four-year starter who had career punting average of 42.5 yards ... had 94-yard punt in 1981.

PERSONAL: Married (Laurie) ... has two daughters, Kaycie (4) and Kelly (3) ... majored in health and physical education in college ... attended West Sioux HS in Hawarden, Iowa ... resides in Kenner, La. ... born Brian Hansen on October 26, 1960 in Hawarden, Iowa.




HANSEN'S CAREER PUNTING STATISTICS

Year	G	No.	Yds.	Gross				
				Avg.	TB	In 20	LG	BK
1984	16	69	3020	43.8*	7	9	66	1
1985	16	89	3763	42.3	6	13	58	0
1986	16	81	3456	42.7	11	18	66	1
1987	12	52	2104	40.5	6	18	60	0
1988	16	72	2913	40.5	8	18	64	1
1989	DID NOT PLAY							
Totals	76	363	15256	42.0	38	76	66	3

* New Orleans Saints season record

OTHER STATS: Rushing: 1984- two for -27 yards, 1986- one for no yards, 1987- two for -6 yards, 1988- one for 10 yards. Fumbles: 1986-1.

58



RICHARD HARVEY

Linebacker

Ht: 6-1

Wt: 227

Tulane

1st Year

Born: 9/11/66

HOW ACQUIRED: Signed with the Patriots on March 23, 1990 as a Plan B free agent from the Buffalo Bills ... originally an 11th-rounddraft pick of the Bills in 1989 (305th player selected) ... contract runs through 1991 with no option.

GAMES PLAYED/STARTED: 0/0 (1989-On Injured Reserve Entire Season)


PRO CAREER: 1989- Spent the entire season on the Bills' Injured Reserve list with a shoulder injury.

COLLEGE: Hard-hitting linebacker who was among Tulane's leading tacklers for three years ... finished four-year collegiate career with 313 tackles (221 solos) and four interceptions ... made 15 tackles and a sack vs. Kansas State as a senior and was named Sports Illustrated's Defensive Player of the Week ... led the team in tackles as a junior and sophomore.

PERSONAL: Mechanical engineering major at Tulane ... was All-State, All-District and All-Conference player at Pascagoula HS in Gautier, Miss. ... father, Richard, played pro football for the New Orleans Saints ... born Richard Clemont Harvey on September 11, 1966 in Pascagoula, Miss.



37



MAURICE HURST

Cornerback

Ht: 5-10 Wt: 185

Southern

2nd Year

Born: 9/17/67

HOW ACQUIRED: Drafted by the Patriots in the fourth round of the 1989 draft (96th player selected) ... contract runs through 1990 with no option.

GAMES PLAYED/STARTED: 16/14 (1989-16/14)

PRO CAREER: 1989- Started 14 of the 16 games he played in as a rookie ... named to the UPI and College & Pro Football Newsweekly All-Rookie team ... also named the Patriots' Rookie of the Year by the 1776 QB Fan Club ... led the team in interceptions with five (with one TD return) ... had team-high 10 passes defensed ... finished ninth on the team in tackles (59) ... returned interception off Buffalo's Jim Kelly 16 yards for a TD to give NE a 30-24 win on 11-19.

COLLEGE: Two-year starter at cornerback after beginning college career as a wide receiver ... first-team All-Southwestern Athletic Conference as senior after making 28 tackles, three interceptions and nine pass deflections ... was HM All-SWAC as junior after leading league in pass deflections with 18 ... was a walk-on at Southern.

PERSONAL: Single ... working towards physical education degree in college ... attended Fortier HS in New Orleans, La. ... lettered as wide receiver and defensive back ... was three-year varsity player, making all-district as junior and senior WR ... also member of school's track team (100 and 200); won district title as junior and senior and set school record in 100 as senior with 10.6 ... hobbies: fishing and hunting ... born Maurice Roy Hurst on September 17, 1967 in New Orleans, La.

HURST'S CAREER DEFENSIVE STATISTICS

Year	G	— Tackles —			Fum. Rec.	Pass Def.
		Solo	Assists	Sacks		
1989	16	48	11	0	0	10

HURST'S CAREER INTERCEPTION STATISTICS

Year	G	No.	Yds.	Avg.	LG	TD
1989	16	5	31	6.2	16t	1

OTHER STATS: Punt Returns: 1989- one for six yards.



in college, was the Patriots' top punt returner as rookie with 10.0-yard average as he returned 33 punts for total of 331 yards (second best mark in AFC) ... sparked the Patriots to a 34-21 win over the NY Jets (11-2) with a 75-yard punt return for TD (longest punt return in NFL in '80).

COLLEGE: A consensus All-America pick for the Vols, he was a four-year starter with 288 career tackles ... had ten career interceptions, including the third longest return in school history, a 90-yard return for a TD vs. Ole Miss in '78 ... also had 37 punt returns for 356 yards, including an 89-yard return for a TD vs. Vanderbilt in '79 ... an outstanding trackster, was clocked at 7.26 secs. in 60 high hurdles and 13.5 secs in the 110 high hurdles ... played in Hula, Senior and Bluebonnet Bowls.

PERSONAL: Married (Carmel) ... they have three boys — Vernald (14), Roland, Jr. (8) and Roman (4) ... active making speeches during the off-season, as well as working for Special Olympics and Cancer Society ... likes to swim, cook, listen to music, race go-carts and roller skate ... has been working towards completion of a degree in Human Services (attended U. Mass-Boston during the off-season) ... raised in the small town of Jamestown, Ohio, where his grandfather was fire chief, one uncle was mayor, another uncle was assistant police chief and a third uncle was a detective ... born Roland Orlando James on February 18, 1958 in Jamestown, Ohio.

JAMES' CAREER DEFENSIVE STATISTICS

Year	G	— Tackles —			Sacks	Fum.	Pass
		Solo	Assists	Rec.		Def.	
1980	16	41	4	0	0	6	
1981	16	36	15	0	1	2	
1982	7	23	14	2	1	3	
1983	16	68	68	2	4	9	
1984	15	52	33	0	1	9	
1985	16	67	21	0	0	8	
1986	15	89	24	1	0	7	
1987	9	27	9	0	0	1	
1988	15	68	21	0	1	7	
1989	14	71	23	0	1	4	
Totals	139	542	232	5	9	56	

JAMES' CAREER INTERCEPTION STATISTICS

Year	G	No.	Yds.	Avg.	LG	TD
1980	16	4	32	8.0	19	0
1981	16	2	29	14.5	21	0
1982	7	3	12	4.0	12	0
1983	16	5	99	19.8	46	0
1984	15	2	14	7.0	14	0
1985	16	4	51	12.8	39	0
1986	15	2	39	19.5	21	0
1987	9	1	27	27.0	27	0
1988	15	4	30	7.5	22	0
1989	14	2	50	25.0	28	0
Totals	139	29	383	13.2	46	0

OTHER STATS: Fumbles: 1981-1. Forced Fumbles: 1981-1, 1983-3, 1985-3, 1987-1, 1988-3, 1989-1. Punt Returns: 1980- 33 for 331 yards, one TD, long of 75t, three fair catches; 1981- seven for 56 yards, long of 18, two fair catches; 1984- two fair catches; 1985- two for 13 yards; 1986- one fair catch.

PLAYOFF STATISTICS

Year	G	— Tackles —			Fum.	Pass
		Solo	Assists	Sacks	Rec.	Def.
1985	4	21	6	0	1	0
1986	1	3	0	0	0	0
Totals	5	24	6	0	1	0

OTHER STATS: Punt Returns: 1985- two for two yards, two fair catches




GAMES PLAYED/STARTED: 38/17 (1985-On Injured Reserve Entire Season, 1986-16/0, 1987-12/7, 1988-6/6, 1989-4/4)

PRO CAREER: 1989- Started four regular season games for the Giants at offensive guard. 1988- Starter at right guard for the first six games of the season before injuring his back and missing the rest of the season. 1987- Became a starter at right guard when Chris Godfrey went down with a knee injury and had seven starts at the position. 1986- Saw action in all 16 regular season games and in the playoffs, both on special teams and on short-yardage situations ... also lined up in the backfield on occasion as a blocking back. 1985- Suffered a knee injury in training camp and spent the rest of the season on Injured Reserve.

COLLEGE: Earned four letters at Kansas State ... was named second-team All-Big Eight by AP and UPI after senior season.

PERSONAL: Won All-State scholastic honors in football as a two-way lineman at Great Bend (Kan.) HS ... also lettered in basketball and wrestling in HS ... born Damian Curtis Johnson on December 18, 1962 in Great Bend, Kan.

83



CEDRIC JONES

Wide Receiver

Ht: 6-1

Wt: 184

Duke

9th Year

Born: 6/1/60

HOW ACQUIRED: Drafted by the Patriots in the third round of the 1982 draft (56th player selected) ... contract runs through 1991 with no option.

GAMES PLAYED/STARTED: 106/35 (1982-2/0, 1983-15/11, 1984-14/3, 1985-16/3, 1986-16/0, 1987-12/4, 1988-16/2, 1989-15/12)

PRO CAREER: 1989- Second on the team in receiving yardage (670) ... caught a career-high eight passes for 148 yards at NY Jets on 9-10 (first 100-yard receiving game of his career) ... played in his 100th NFL game on 11-5 vs. NY Jets, during which he caught six passes for 127 yards and one TD — a career-long 65-yard scoring pass from Marc Wilson ... established season highs in receptions, yardage and TD receptions after just nine games. 1988- Had five games with three catches in each; had 12 of his catches (for 191 yards) come in first five games. 1987- Played in all 12 non-strike games and started four (in place of injured Stanley Morgan — vs. Indy on 11-22, at Denver on 12-6, at Buffalo on 12-20 and at Miami on 12-28) ... 19 of his catches came in final five games ... selected recipient of team's 12th Player Award by Huddle Booster Club in vote of fans. 1986- Had 18-yard TD catch vs. NY Jets on 10-12 ... passed 1,000 career reception mark vs. Rams on 11-16. 1985- Scored TD on fumble return off kickoff at Miami on 12-16 (it was his second fumble recovery for TD, with other at Philadelphia in end zone on 12-9). 1984- Did impressive job in spelling injured Morgan and Irving Fryar, catching 19 passes over season ... started three games in '84 — at



Buffalo, at Miami and at NY Jets ... had two TDs against Buffalo (11-11 in Foxboro) with seven-yarder and 17-yarder. 1983- Earned starting spot opposite Morgan and started 11 games ... recorded first pro TD when grabbed nine-yard pass from QB Steve Grogan at Baltimore (10-9). 1982- Active for eight games and played in two during rookie campaign.

COLLEGE: Upon graduating, held ACC record for career TD receptions (21) ... as a senior, was ACC's leading scorer with 10 TDs as Duke's co-captain ... had a team leading 42 receptions in 1981 for conference-best 832 yards (19.8 avg.) ... returned 38 kickoffs over three seasons for 897 yards and 23.6 avg. (one TD) ... as sophomore, had 229 total-yard effort vs. Wake Forest, including 97-yard KOR for a TD ... named first-team All-ACC and AP second-team All-America as senior ... played in '82 Senior Bowl.

PERSONAL: Married (Melanie) ... they have three sons: Cori (4) and twins Colin and Cameron (2) ... graduated from Duke with degree in political science ... helped with Joe Kennedy congressional campaign ... has law school aspirations ... active in Attorney General's "Straight To School" program in Rhode Island ... worked for Independent Sports Network (ISN) in the off-season, covering the NFC Championship Game and the NBA Finals ... active member of Patriots basketball team ... lists reading, traveling and International Affairs research among favorite pastimes ... honored as Roxbury Comprehensive Community Health Center Man-of-the-Year after 1986 season ... both parents are teachers ... participated in the 1990 Goofy Games in Orlando, Fla. to benefit the Genesis Fund ... earned honorable mention All-State honors in football and basketball at Weldon (N.C.) HS ... younger brother, Walter, is junior WR at Duke ... born Cedric Decorris Jones on June 1, 1960 in Norfolk, Va.


JONES' CAREER RECEIVING STATISTICS

Year	G	No.	Yds.	Avg.	LG	TD
1982	2	1	5	5.0	5	0
1983	15	20	323	16.2	30	1
1984	14	19	244	12.8	22	2
1985	16	21	237	11.3	29t	2
1986	16	14	222	15.9	28	1
1987	12	25	388	15.5	29	3
1988	16	22	313	14.2	41t	1
1989	15	48	670	14.0	65t	6
Totals	106	170	2402	14.1	65t	16

OTHER STATS: Fumbles: 1983-1, 1984-1, 1986-1, 1988-1, 1989-1. Fumble Recoveries: 1984- one for TD in endzone at Phil. 12-9, 1985- one (15-yard return) for TD at Miami 12-16. Kickoff Returns: 1983- four for 63 yds., 1984- one for 20 yds., 1985- three for 37 yards, 1986- four for 63 yards. Rushing: 1986- one for -7 yards. Passing: 1987- 0-1-0.



93



TIM JORDAN

Linebacker
Ht: 6-3 Wt: 226
Wisconsin
4th Year
Born: 4/26/64

HOW ACQUIRED: Drafted by the Patriots in the fourth round of the 1987 draft (107th player selected) ... contract runs through 1991 with no option.

GAMES PLAYED/STARTED: 30/10 (1987-5/0, 1988-16/6, 1989-9/4)

PRO CAREER: 1989- Started the first four games of the season in place of the injured Andre Tippett ... made 24 tackles (11 solos) during that four-game span ... missed next two games with groin injury ... played a reserve role on defense for five more games before being placed on Injured Reserve with a right hamstring strain on 11-22. 1988- Had his most productive year, starting six games and playing in all 16 ... had five starts come at left outside linebacker for injured Tippett and other start at right outside linebacker (vs. Jets on 9-4, his first NFL start) ... had five tackles (two solos) and one recovered fumble at Houston on 9-25 and 10 tackles (six solos) and one sack (for three yards) at Green Bay on 10-9 ... the interception was first as pro, coming vs. Cincinnati on 10-16 to help set up NE TD. 1987- Played in five games as reserve ... spent from 9-1 to 11-7 on IR with hamstring problems ... had five special teams tackles (four solos).

COLLEGE: Finished career as school's third-leading tackler for losses (33 for 198 yards) ... 27 QB sacks in collegiate career (eight as both senior in 1986 and sophomore in 1984, and 11 as junior) ... as senior, had 62 tackles (40 first-hits, 22 assists) ... finished season with eight sacks for 41 yards, second best in the Big Ten that season ... missed first two games as senior due to knee problems that caused him to have arthroscopic surgery ... in 1985 as junior, was second team AP All-Big Ten ... started 10 of 11 games at weakside linebacker and finished season with 52 tackles (12 tackles for 68 yards in losses) ... as sophomore in 1984, started all 12 games and finished fifth on team in tackles (64, with 44 solos) ... led team in tackles for losses in 1984 with 12, including eight sacks.

PERSONAL: Single ... graduated with degree in construction administration ... interned as an estimator during the off-season at J.P. Cullen & Sons, Inc., a general contractor ... attended LaFollette (Madison, Wisc.) HS and was all-conference and all-league as senior ... was defensive and offensive tackle in HS, but as senior ran back team's kickoffs ... also lettered in basketball, playing forward on the 1982 Wisconsin Class A Basketball Championship team ... was sprinter in track, winning his conference's 100 and 200 titles as senior ... hobbies: golf, jazz music and reading ... member of Athletes in Action ... born Timothy Christopher Jordan on April 26, 1964 in Madison, Wisc.




JORDAN'S CAREER DEFENSIVE STATISTICS

Year	G	— Tackles —			Sacks	Fum. Rec.	Pass Def.
		Solo	Assists				
1987	5	0	0	0	0	0	
1988	16	26	16	3	1	0	
1989	9	11	13	0	0	1	
Totals	30	37	29	3	1	1	

OTHER STATS: Interceptions: 1988-1 (31-yard return).

42



RONNIE LIPPETT

Cornerback
Ht: 5-11 Wt: 180
Miami (Fla.)
7th Year
Born: 12/10/60

HOW ACQUIRED: Drafted by the Patriots in the eighth round of the 1983 draft (214th player selected) ... contract runs through 1990 with no option.

GAMES PLAYED/STARTED: 90/82 (1983-16/16, 1984-16/8, 1985-16/16, 1986-15/15, 1987-12/12, 1988-15/15, 1989-On Injured Reserve Entire Season)

PRO CAREER: 1989- Missed entire season after suffering ruptured left Achilles' tendon vs. Green Bay on 9-1 in final preseason game ... placed on Injured Reserve on 9-4 (prior to the final cutdown to 47 players) and had surgery to repair the tendon on 9-5 ... tied for eighth in club history in interceptions with 18 and is eighth in interception return yardage with 299 ... needs 10 games to reach 100 in career. 1988- Started all but one game at left cornerback (missed Cincinnati game of 10-16 with leg injury) ... finished year with one interception (four-yard return vs. Chicago on 10-30). 1987- Had three interceptions for 103 yards (led team in return yardage; second in interceptions) ... had first two interceptions go for TDs (20 yarder vs. Miami on 9-13 and 45 yarder vs. Indy on 11-22); almost had another TD on other pickoff (vs. Jets on 12-13 — 38 yards, out of bounds on the seven) ... had one sack (11 yards, at Indy on 10-25) ... picked as team's Unsung Hero by 1776 QB Club and selected UPI All-AFC (second team) ... had off-season surgery on collar bone on 1-20-88. 1986- Had finest season as pro with eight interceptions (76 yards), which placed him second in AFC and third in NFL in interceptions ... had three games with two interceptions — vs. Miami on 10-5, at Buffalo on 10-26 and at Indianapolis on 11-9 ... was honored with AFC Defensive Player of the Week award for his game vs. Miami on 10-5 ... suffered ankle injury week of practice for Denver playoff game and was not able to play game on 1-4-87 ... had off-season surgery to remove debris from a/c joint of shoulder. 1985- Finished regular season with 77 tackles (65 solos) ... during playoffs, was tied for fourth on team in tackles with 21 (19 solos) and added two interceptions (for one yard return) and five pass deflections ... started all 20 games during 1985 ... had best game of year in playoffs at LA Raiders on 1-5-86 when he had two interceptions, knocked down two other passes and was involved in seven tackles (five solos) ... in wildcard playoff game, at NY Jets on 12-28, tied Roland James for team lead in tackles with seven solos. 1984- Shared starting left cornerback position



with rookie Ernest Gibson, with both players starting eight games ... was tied with CB Raymond Clayborn in interceptions with three, with two of his pickoffs coming vs. Buffalo on 11-11. 1983- Returned from shoulder separation in training camp to start all 16 regular season games at left cornerback ... led team in pass deflections with 26 ... also recorded 73 total tackles, one caused fumble, one fumble recovery and blocked PAT attempt vs. NY Jets (9-18).

COLLEGE: Three-year starter for Hurricanes, recorded 141 total tackles and grabbed 10 interceptions for 179 yards and one TD over his collegiate career ... picked off fourth quarter Michigan State pass that set up the winning TD in Miami 25-22 victory (9-25-82) ... played for three seasons on the same Miami (Fla.) squad with Patriot FS Fred Marion.

PERSONAL: Married (Sheryl) ... has two daughters, Ronnique Lenn (4) and Shonneau Lyne (2) ... recreation therapy major at Miami ... attends University of Massachusetts at Boston during off-season ... attended Sebring (Fla.) HS, where he earned All-Conference honors in three sports — football, basketball and track ... was honored by hometown (Sebring, Fla.) with day after the 1986 season ... is oldest in a family of five children ... hobbies include fishing and studying religion ... born Ronald Leon Lippett on December 10, 1960 in Melbourne, Fla.

LIPPETT'S CAREER DEFENSIVE STATISTICS

Year	G	— Tackles —			Sacks	Fum. Rec.	Pass Def.
		Solo	Assists				
1983	16	45	28	0	1	26	
1984	16	53	23	0	1	10	
1985	16	65	12	0	1	13	
1986	15	50	7	0	0	10	
1987	12	38	12	1	0	8	
1988	15	51	10	0	1	11	
1989	On Injured Reserve Entire Season						
Totals	90	302	92	1	4	78	

LIPPETT'S CAREER INTERCEPTION STATISTICS

Year	G	No.	Yds.	Avg.	LG	TD
1983	16	0	—	—	—	—
1984	16	3	23	7.7	13	0
1985	16	3	93	31.0	58	0
1986	15	8	76	9.5	43	0
1987	12	3	103	34.3	45t	2
1988	15	1	4	4.0	4	0
1989	On Injured Reserve Entire Season					
Totals	90	18	299	16.6	58	2

PLAYOFF STATISTICS

Year	G	— Tackles —			Fum. Rec.	Pass Def.
		Solo	Assists	Sacks		
1985	4	19	2	0	0	5

OTHER STATS: Interceptions: 1985- two for one yard.



seven tackles (three solos), one interception of 22 yards, one fumble recovery and pass defended ... in AFC title game, at Miami on 1-12, killed Miami drive with interception on four yard line; also had three solo tackles and two pass knock-downs ... end of season selected 1776 Quarterback Club Unsung Hero, as well as AP All-NFL (honorable mention), UPI All-AFC (2nd team), College and Pro Football Newsweekly All-Pro (1st team) and AFC Pro Bowl (2nd team) ... had arthroscope to right knee on 2-26-86. 1984- Shared the starting free safety position after impressing the coaches with his play at strong safety in place of Roland James, who sat out due to illness and bad back ... led defensive backs in tackles with 89. 1983- Was nickel back and regular on special teams in '83 ... was in on 27 total tackles, had one pass deflection and recorded two interceptions ... first interception as pro came in Patriots' 21-7 win over Buffalo (11-6) when grabbed Joe Ferguson aerial. 1982- Recorded seven tackles, four assists, two pass deflections and one fumble recovery during rookie campaign.

COLLEGE: Led the Hurricanes in interceptions in '80 and '81 on way to setting school record for career pickoffs (16) ... recorded 237 career tackles ... also returned 62 punts for 392 yards ... turned in stellar performance in nationally televised 17-14 victory over top-ranked Penn State in senior year with ten tackles and two interceptions ... intercepted two passes in '82 Hula Bowl and one in '82 Senior Bowl ... played in '82 Olympia Gold Bowl.

PERSONAL: Married (Anne) ... father of three daughters and a son: Monica Nicole (8), Natasha Monique (5) and twins, Alycia Dinita and Fred Donald (2) ... has degree in Business Management ... older brother, Frank, played LB for the NY Giants (1977-83) ... lists outdoor sports, including horseback riding and fishing, among his favorite hobbies ... played DB and LB at Bucholz HS in Gainesville, Fla. ... had high school football jersey (number 88) retired in 1989 ... born Fred Donald Marion on January 2, 1959 in Gainesville, Fla.

MARION'S CAREER DEFENSIVE STATISTICS

Year	G	— Tackles —			Sacks	Fum. Rec.	Pass Def.
		Solo	Assists				
1982	9	7	4	0	1	2	
1983	16	21	6	0	0	0	
1984	16	39	50	1	1	7	
1985	16	98	31	0	3	13	
1986	16	95	27	0	0	9	
1987	12	70	33	0	1	8	
1988	16	94	44	0	2	15	
1989	16	94	29	0	1	7	
Totals	117	518	224	1	9	61	

MARION'S CAREER INTERCEPTION STATISTICS

Year	G	No.	Yds.	Avg.	LG	TD
1982	9	0	—	—	—	—
1983	16	2	4	2.0	4	0
1984	16	2	39	19.5	26	0
1985	6	7	189*	27.0	83	0
1986	16	2	56	28.0	37	1
1987	12	4	53	13.3	25	0
1988	16	4	47	11.8	22	0
1989	16	2	19	9.5	18	0
Totals	117	23	407	7.7	83	1

OTHER STATS: Punt Returns: 1985- one fair catch, 1986- one for 12 yards, one fair catch, 1987- one for no yards, two fair catches. Forced Fumbles: 1985-2, 1986-1, 1987-1, 1988-1.




PLAYOFF STATISTICS

Year	G	— Tackles —			Fum. Rec.	Pass Def.
		Solo	Assists	Sacks		
1982	1	1	1	0	0	0
1985	4	14	6	0	1	5
1986	1	7	7	0	0	0
Totals	6	22	14	0	1	5

OTHER STATS: Interceptions: 1985- three for 69 yards, with long of 26. Punt Returns: 1985- one fair catch.

82



SAMMY MARTIN

Wide Receiver

Ht: 5-11 Wt: 175

LSU

3rd Year

Born: 8/21/65

HOW ACQUIRED: Drafted by the Patriots in the fourth round of the 1988 draft (97th player selected) ... contract runs through 1990 with no option.

GAMES PLAYED/STARTED: 26/1 (1988-16/0, 1989-10/1)

PRO CAREER: 1989- Played in 10 games (with one start) before suffering torn ligaments in his left foot on a punt return on 11-12 vs. NO ... placed on injured Reserve on 11-15 ... led club in both punt returns and kickreturns ... named Patriots' Special Teams Player of the Year for the second consecutive time by the 1776 QB Fan Club ... started first NFL game on 11-12 vs. NO in place of injured WRs Cedric Jones and Irving Fryar ... caught a career-high four passes for 64 yards on 10-29 at Indy. 1988- Placed fifth in NFL in kick return average (23.7) ... had a 95-yard kickoff return for TD at Indy on 11-27; only the second time in club history that opening kickoff returned for TD (it was his first TD off a kickoff ever, including college and HS) ... was sixth longest kick return in team history ... had four receptions for 51 yards at GB on 10-9 for his first NFL catch ... named Patriots' Special Teams Player of the Year by the 1776 QB Fan Club.

COLLEGE: Played both wide receiver and tailback ... was one of the nation's top return specialists as a senior, averaging 27.0 yards on 17 kick returns ... also caught 29 passes for 393 yards and three TDs ... rushed the ball 98 times for 587 yards and two TDs ... as a junior, was second on the team in rushing with 556 yards and one TD; also led team in receiving with 28 catches for 399 yards ... played in all 12 games in 1985 ... as a freshman, played in six games at tailback.

PERSONAL: Married (Mary Ann) ... they have a daughter, Lindsey (5), and a son, Sammy, Jr. (1) ... working towards degree in general studies ... was an all-conference and all-district runner at De Lasalle HS in New Orleans ... in football, was three-year starter, playing tailback and wide receiver (also saw some action at quarterback as junior) ... was senior co-captain and set school school record with a 97-yard run as senior (ran for 1,060 yards that season, leading the district) ... in track, ran 100, relays and competed in long



jump and high jump ... TV clip of Martin as LSU player shown in movie "Cocktail"
 ... hobbies: hunting and fishing ... born Samson Joseph Martin on August 21,
 1965 in Gretna, La.


MARTIN'S CAREER RECEIVING STATISTICS

Year	G	No.	Yds.	Avg.	LG	TD
1988	16	4	51	12.8	21	0
1989	10	13	229	17.6	37	0
Totals	26	17	280	16.5	37	0

MARTIN'S CAREER KICKOFF RETURN STATISTICS

Year	G	No.	Yds.	Avg.	LG	TD
1988	16	31	735	23.7	95t	1
1989	10	24	584	24.3	38	0
Totals	26	55	1319	24.0	95t	1

OTHER STATS: Rushing: 1989- two for 20 yards, long of 13. Punt Returns:
 1989- 19 for 164 yards (8.6 avg.), with long of 28 yards and two fair catches.



ROD McSWAIN

Cornerback

Ht: 6-1

Wt: 198

Clemson

7th Year

Born: 1/28/62

HOW ACQUIRED: Traded to Patriots on August 27, 1984 from the Atlanta Falcons in exchange for a 1985 eighth-round draft pick ... was originally drafted by the Falcons in the third round of the 1984 draft (63rd player selected) ... contract runs through 1991 with no option.

GAMES PLAYED/STARTED: 77/5 (1984-15/0, 1985-16/0, 1986-9/0, 1987-12/0, 1988-16/1, 1989-9/4)

PRO CAREER: 1989- Started two games at left cornerback before being placed on Injured Reserve on 9-29 with left hamstring injury ... activated off IR on 11-11 and started two games at right cornerback in place of injured Raymond Clayborn ... also played on special teams and made seven tackles (four solos). **1988-** Started one game (his first NFL start, vs. Cincinnati on 10-16, in place of injured Ronnie Lippett at left corner) ... used as one of team's extra defenders in opponents' passing situations ... had four tackles in his start vs. Cincinnati ... had two interceptions (for 51 yards), with steals vs. Cincinnati (tipped pass by FS Marion) and at Indy on 11-27 (picked off on nine-yard line to stop Colts' scoring drive, returning it 42 yards to help set up NE TD) ... also solid contributor on special teams with nine tackles (two solos). **1987-** Played in all 12 non-strike games as reserve ... led team in special teams tackles with 17 (15 solos) and was named team's top special teams performer by the coaches. **1986-** Spent first month of season on IR with shoulder injury (on IR from 9-2 to 10-2) — and then later in season had to miss three more games due to a hamstring problem ... involved in 13 special teams tackles (nine solos); his biggest contribution on special teams came at LA Rams when blocked punt and returned 31 yards for TD ... in final regular season game, at Miami on 12-22, intercepted Dan Marino pass with



36 seconds remaining to seal New England's 34-27 win ... also intercepted John Elway pass at Denver (1-4-87) in playoff game ... had operation on shoulder (A/C joint) upon close of season (separated shoulder in preseason game at LA Raiders, on 8-26). 1985- Had 16 tackles over season (14 solos) and added one interception (zero yards return), six pass deflections and two forced fumbles ... second best total on club with 22 special team tackles (13 solos) ... at Cleveland on 10-6, caused fumble on punt return (Rembert recovered in end zone for NE's 1st TD) ... vs. Miami on 11-3, had fine game, making first pro interception with 36 seconds left in half to stop Miami drive at NE 34. 1984- Played in 15 of the team's 16 games as reserve cornerback and valuable member of the special teams.

COLLEGE: As a senior at Clemson, selected first team All-ACC and HM All-American by AP ... had 44 tackles his final year, 32 assisted; also had two interceptions and 11 pass deflections ... as junior, played in 10 of team's 11 games as wide receiver ... as a sophomore in 1981, was a reserve cornerback on a squad that finished as national champions (had 26 tackles, 20 first-hits) ... as a freshman, played in eight of 11 games, including starting two at cornerback; had 13 first-hit tackles and three assisted ... anchor on Clemson's 400 meter sprint relay team that won the ACC title in 1982; took part in the NCAA track finals in 1982 and 1983 ... as junior, placed second in the ACC finals in both the 100 and 200 meters, running the 100 in 10.41 and the 200 in 21.13.

PERSONAL: Single ... brother, Chuck, played for the Dallas Cowboys in 1983-84 and was a runningback with the Patriots' replacement team in 1987 (had nine carries for 26 yards) ... graduated from Chase HS (Forest City, N.C.) ... was football and basketball standout in HS ... sponsors softball team in his hometown (team name: The Patriots) ... hobbies: aerobics, basketball, softball ... born Rodney McSwain on January 28, 1962 in Caroleen, N.C.

McSWAIN'S CAREER DEFENSIVE STATISTICS

Year	G	— Tackles —			Fum. Rec.	Pass Def.
		Solo	Assists	Sacks		
1984	15	14	5	0	1	1
1985	16	14	2	0	0	6
1986	9	3	3	0	0	0
1987	12	12	1	0	0	4
1988	16	11	0	0	0	0
1989	9	22	6	0	0	1
Totals	77	76	17	0	1	13

McSWAIN'S CAREER INTERCEPTION STATISTICS

Year	G	No.	Yds.	Avg.	LG	TD
1984	15	0	—	—	—	—
1985	6	1	0	0.0	0	0
1986	9	1	3	3.0	3	0
1987	12	1	17	17.0	17	0
1988	16	2	51	25.5	42	0
1989	9	1	18	18.0	18	0
Totals	77	6	89	14.8	42	0


PLAYOFF STATISTICS

Year	G	— Tackles —			Fum. Rec.	Pass Def.
		Solo	Assists	Sacks		
1985	4	0	0	0	0	0
1986	1	2	0	0	0	0
Totals	5	2	0	0	0	0

OTHER STATS: Interceptions: 1986- one for two yards.



24



JAMIE MORRIS

Running Back

Ht: 5-7 Wt: 188

Michigan

3rd Year

Born: 6/6/65

HOW ACQUIRED: Signed by the Patriots on March 31, 1990 as a Plan B free agent from the Washington Redskins ... originally a fourth-round draft pick of the Redskins in 1988 (109th player selected) ... contract runs through 1991 with no option.

GAMES PLAYED/STARTED: 28/7 (1988-16/4, 1989-12/3)

PRO CAREER: 1989- Played in 12 games for the Washington Redskins (three starts) ... rushed for 336 yards and two TDs on 124 carries ... caught eight passes for 65 yards. 1988- Played in 16 games (four starts) as a rookie ... rushed for 152 yards on an NFL-record 45 carries against the Cincinnati Bengals on the final game of his rookie year (record erased mark of 43 held by Butch Woolfolk and James Wilder) ... had moved into starting lineup two weeks earlier and sparked a 20-19 upset of Philadelphia with 84 yards on 19 attempts ... in final four weeks of season, he rushed for 335 yards after Washington had gained only 226 yards rushing the previous four games.

COLLEGE: First rusher in Michigan history to gain 1,000 yards in three seasons and compiled 4,393 yards in his collegiate career ... capped brilliant senior season with 1,469 rushing yards and 1,972 combined yards while earning All-Big Ten honors ... rushed for 234 yards and three TDs in last game at Michigan, a 28-24 win over Alabama in the Hall of Fame Bowl ... also earned All-Big Ten honors as a junior when he totaled 1,560 combined yards.

PERSONAL: Single ... two-time football and track MVP at Ayer (Mass.) HS ... in four years, earned 12 varsity letters and was state champion in the 100 meters ... younger brother of NY Giants running back Joe Morris ... born James Walter Morris on June 6, 1965 in Southern Pines, N.C.


MORRIS' CAREER OFFENSIVE STATISTICS

Year	G	RUSHING					RECEIVING				
		No.	Yds.	Avg.	LG	TD	No.	Yds.	Avg.	LG	TD
1988	16	126	437	3.5	27t	2	1	3	3.0	3	0
1989	12	124	336	2.7	12t	2	8	65	8.1	17	0
Totals	28	250	773	3.1	27t	4	9	68	7.6	17	0

OTHER STATS: Kickoff Returns: 1988- 21 for 413 yards, long of 35.



34



ROBERT PERRYMAN

Running Back

Ht: 6-2 Wt: 233

Michigan

4th Year

Born: 10/16/64

HOW ACQUIRED: Drafted by the Patriots in the third round of the 1987 draft (79th player selected) ... contract runs through 1993 with no option.

GAMES PLAYED/STARTED: 41/31 (1987-9/1, 1988-16/16, 1989-16/14)

PRO CAREER: 1989- Played in all 16 games and started all but two (did not start those games because team used three wide receivers on the first play of the game) ... second-leading rusher on squad ... rushed for 68 yards on 15 carries at Buffalo on 10-1 ... scored two rushing TDs vs. NO on 11-12 (his first two-TD game). 1988- second top rusher on team behind John Stephens while starting all 16 games ... led team in rushing TDs with six (all in different games) ... had three catches for 17 yards vs. Tampa Bay on 12-11 and two catches in four other games. 1987- Played in nine games, with one start ... best games on 11-22 with 73 yards on 10 carries (long run of 48 yards) vs. Indy and on 11-13 at the Jets when rushed for 53 yards on 16 carries ... as receiver, had three catches for 17 yards vs. Tampa Bay on 12-11 and five games with two catches each ... was fourth top rusher on team ... after Indy game of 11-22, had to miss next three games with sprained ankle ... came back to have 42 yards on eight carries (long of 14) at Buffalo on 12-20 and 52 yards on 15 carries (long of 12) at Miami on 12-28 — both were starts ... had three special teams tackles (all solos).

COLLEGE: Came on strong in senior year with 422 yards on 98 carries for a 4.3 average with six TDs, including a 47-yarder ... was teamed with Gerald White to give Michigan one of best fullback tandems in Big Ten Conference ... started last three games, including Rose Bowl game ... as a senior in 1986, finished second on his team in rushing yards; was not tackled for a loss as senior ... team went 11-2 his senior year (won Big 10 title) ... in 22-15 loss to Arizona State in Rose Bowl, had 14 yards on five carries and had a six-yard reception ... as a junior in '85, rushed for 239 yards on 65 carries (3.7 avg.) and caught seven passes for 76 yards ... as a sophomore in 1984, started the first five games and Holiday Bowl ... finished season with 387 yards on 76 carries for a solid 5.1 average ... had five TDs, three in season-opener vs. Miami (others vs. Indiana and Wisconsin) ... in Holiday Bowl, ran for 110 yards on 13 carries and caught a 10-yard TD pass vs. BYU, which won the game and also won national title by virtue of that contest.

PERSONAL: Single ... has his college degree (Sports Management and Communications) ... wants to become sportscaster after playing days over ... attended Bourne (Mass.) HS, where was selected team's MVP and Mass. Div. 4 Player of Year as senior (had 2,043 yards and 26 TDs that year) ... in one game, vs. rival Wareham in front of 5,000 fans on Thanksgiving Day, had 304 rushing yards and five TDs; also had 18 tackles in the 35-7 win ... had 190-yard game (in 25 carries) in Div. 4 Super Bowl Championship at then-



tackles at 12 (nine solos; LB Reynolds also had 12 tackles) ... missed opening game — vs. Miami on 9-13 — with injury ... in start vs. Giants, had 10 tackles (six solos). 1986- Started 10 regular season games (five starts at the left inside linebacker position, four others at the right inside spot and one at middle linebacker) ... took advantage of the playing time to finish third on the team in tackles (103, with 72 first-hits) ... also had one interception for 37 yards, had four sacks for 41 yards, knocked down two passes, recovered three fumbles (one TD, in season-opener vs. Indianapolis on 9-7; was his second career regular season TD; also has one in playoff) and led the team in forced fumbles with six ... vs. Miami, on 10-5, used extensively at left inside linebacker after Steve Nelson injured (ankle in first quarter) ... vs. Jets, on 10-12, made first start of season for injured Nelson ... had first career interception at Buffalo on 10-26 with 37-yard return of Jim Kelly pass before lateralling to Tippet, who went 32 for 69-yard return to set up NE TD ... at Miami, on 12-22, got through line on Miami punt and prevented Reggie Roby from punting ball (tackled at Miami 35, and NE converted turnover into FG). 1985- Started five games at right inside linebacker spot ... had three solos on special teams in regular season ... tied for team lead in fumbles recovered with three (shared with Tippet, Nelson and Marion) and also had one fumble recovery in playoffs ... had two TDs on fumble recoveries (in end zone at Cleveland, on 10-6, off kickoff return for first pro TD) and at NY Jets in wildcard playoff game, on 12-28, when forced fumble and returned 15 yards to give NE 23-7 lead, thus becoming first NE player to ever do it twice in one season (first special teams TD in team's history in playoffs). 1984- Injured (left knee) in third preseason game at Washington (8-17), and was placed on IR on 8-28 ... was reactivated 11-3 for game at Denver. 1983- Filled in for the injured Nelson, making eight starts while playing in 15 games ... finished the year as the team's fourth leading tackler with 110 total stops ... had ten or more total tackles in six of 15 games played ... turned in a stellar performance in starting role vs. SF (10-2) when he was in on 15 tackles, had one QB sack and one pass deflection.

COLLEGE: Was the second-leading tackler for Clemson behind All-America FS Terry Kinard (first-round choice of the NY Giants) in '82...entered Clemson as a Junior College All-America from Cowley County Community College in Arkansas City, Kan. ... while at Clemson he was in on 86 tackles, broke up eight passes, recorded one sack and intercepted eight passes for 142 yards and two TDs ... also recorded one TD junior year vs. South Carolina when he pounced on a blocked punt in the end zone ... for his outstanding efforts he was twice named the ACC Defensive Lineman-of-the-Week during his senior campaign.

PERSONAL: Married (Meltena) ... has a son, Johnny, Jr. (12), and a daughter, Brandis Nycole (4) ... a Recreation and Parks Administration major ... lists dancing and listening to music among his favorite pastimes ... comes from a family of eleven children ... was a Florida prep All-Star at DeSoto (Fla.) HS ... born John Lee Rembert on January 19, 1961 in Hollandale, Miss.

REMBERT'S CAREER DEFENSIVE STATISTICS

Year	G	— Tackles —		Sacks	Fum. Rec.	Pass Def.
		Solo	Assists			
1983	15	49	61	2.0	1	4
1984	7	7	8	0.5	0	0
1985	16	33	20	0.0	3	3
1986	16	72	21	4.0	3	2
1987	11	25	11	2.0	0	2
1988	16	98	39	3.0	3	11
1989	16	88	34	2.5	1	2
Totals	97	372	204	14.0	11	24




OTHER STATS: Forced Fumbles: 1983-1, 1986-6, 1987-2, 1988-1, 1989-1. Interceptions: 1986- one for 37 yards, 1987- one for 1 yard, 1988- two for 10 yards, 1989- one for no yards. Kickoff Returns: 1986- three for 27 yards.

PLAYOFF STATISTICS						
Year	G	— Tackles —			Fum. Rec.	Pass Def.
		Solo	Assist	Sacks		
1985	4	5	0	0	1	0
1986	1	2	1	0	0	1
Totals	5	7	1	0	1	1

OTHER STATS: Forced Fumbles: 1985-1. Interceptions: 1986- one for no yards.

95



ED REYNOLDS

Linebacker

Ht: 6-5

Wt: 242

Virginia

8th Year

Born: 9/23/61

HOW ACQUIRED: Re-signed by the Patriots as a free agent on September 28, 1983 ... had been waived by NE on August 29, 1983 on the final cutdown after originally signing with the team as a free agent on May 10, 1983 ... contract runs through 1991 with no option.

GAMES PLAYED/STARTED: 98/34 (1983-12/0, 1984-16/0, 1985-12/0, 1986-16/3, 1987-12/1, 1988-14/14, 1989-16/16)

PRO CAREER: 1989- Named team's Most Valuable Player by the 1776 QB Fan Club after leading the team in tackles with 141 (82 solos) ... made a career-high 17 tackles (11 solos) at Miami on 12-10 ... made 10 or more tackles in eight of the 16 games. 1988- First year as full-time starter, playing left inside linebacker position ... started 14 games; was inactive for 10-30 game at Buffalo and did not play following week vs. Chicago on 10-30 (due to twisted ankle) ... was third on team in tackles with 112 (72 solos) ... had best game vs. Tampa Bay on 12-11 with 15 tackles (seven solos). 1987- Played in all 12 non-strike games and started one game (vs. Giants on 11-8, at inside LB when Lawrence McGrew moved to outside) ... on special teams had 12 tackles (seven solos) to tie with Rembert for team lead. 1986- Started three games due to injuries to linebackers Steve Nelson and Andre Tippett ... solid performer on special teams, placing second behind Mosi Tatupu in tackles with 24 (20 solos) ... made first career start (at right inside linebacker position) in game at Pittsburgh on 10-19 and finished game with six solo tackles and three assisted tackles to tie Tippett for team lead in total tackles. 1985- Had four tackles (three assists) in regular season and had one assisted tackle in playoffs ... had six tackles (five solos) on special teams in regular season and added four (two solos) during playoffs ... spent some time on IR list due to left knee sprain (hurt in first game, vs. Green Bay) and placed on IR on 9-10; reactivated on 10-11. 1984- Played reserve role at inside linebacker position ... had 15 solos and 16 assisted tackles.



COLLEGE: Was a four-year letterman for the Cavaliers ... played on defensive line in 4-3 defense while at Virginia ... played both inside as a tackle and outside as a defensive end.

PERSONAL: Married (Pamela) ... graduated from Virginia with degree in Elementary Education ... selected Academic All-American in college ... earned seven letters at Drewry Mason (Va.) HS in football, basketball and track ... was prep honorable mention All-State, All-Piedmont and All-Region ... comes from family of six children ... spends off-season in Army Reserves as Captain after going through ROTC program while at Univ. of Virginia (his dad, Randolph, is retired from the military) ... plans to make military his full-time job after football ... made numerous speaking engagements in his area during off-season, speaking to schools, clubs and churches ... hobbies: hunting, shooting pistols, cooking and jogging ... is on Army Reserves pistol and rifle team ... born Edward Rannell Reynolds on September 23, 1961 in Stuttgart, West Germany.

REYNOLDS' CAREER DEFENSIVE STATISTICS

Year	G	— Tackles —			Sacks	Fum. Rec.	Pass Def.
		Solo	Assists				
1983	12	1	6	0	1	0	
1984	16	15	16	0	0	0	
1985	12	1	1	0	0	0	
1986	16	33	25	1	1	2	
1987	12	18	9	2	0	0	
1988	14	72	40	0	0	1	
1989	16	82	59	0	1	3	
Totals	98	202	156	3	3	6	


OTHER STATS: Forced Fumbles: 1983-1, 1984-1, 1986-2, 1987-1, 1988-2, 1989-2.

PLAYOFF STATISTICS

Year	G	— Tackles —			Sacks	Fum. Rec.	Pass Def.
		Solo	Assists				
1985	4	0	1	0	0	0	
1986	1	2	0	0	0	0	
Totals	5	2	1	0	0	0	

OTHER STATS: Forced Fumbles: 1985-1.

85



ERIC SIEVERS

Tight End
Ht: 6-4 Wt: 238
Maryland
10th Year
Born: 11/9/57

HOW ACQUIRED: Signed with the Patriots on March 31, 1989 as a Plan B free agent from the Los Angeles Rams ... originally was a fourth-round draft pick of the San Diego Chargers in 1981 ... contract runs through 1990 with no option.

GAMES PLAYED/STARTED: 115/52 (1981-16/10, 1982-9/2, 1983-16/9, 1984-14/13, 1985-16/11, 1986-9/1, 1987-12/1, 1988-7/0 — 5/0 with Chargers and 2/0 with Rams, 1989-16/5)



PRO CAREER: 1989- Led all AFC tight ends in receptions with 54 (also led all NE receivers) ... had career-best season in both receptions and yardage ... named the Patriots' Unsung Hero by the team's 1776 QB Fan Club ... made nine catches for 70 yards vs. Miami on 9-17, the most catches in a game by a Patriots TE since Tony Romeo caught 10 passes against KC on 11-17-63 ... had two 100-yard receiving games: seven for 113 at Indy on 10-29 and six for 117 at Miami on 12-10 ... now has four career 100-yard receiving games ... made career-long 46-yard reception at Indy on 10-29. 1988- Played for both the Chargers and Rams, participating in the first five San Diego games and the final two regular season games of the LA Rams, plus a playoff game (at Minnesota) ... claimed by the Rams off the waiver wire on 12-7 when the Chargers attempted to bring him back off IR ... was originally placed on IR by the Chargers on 10-12 with a neck injury ... spent first seven-plus seasons with the Chargers before going to the Rams. 1987- Played in 12 games, with one start, for the Chargers ... had no receptions. 1986- Slowed by knee injury and played in nine games (one start). 1985- Played in all 16 games, with 11 starts ... had career-high six TD receptions. 1984- Played in 14 games (13 starts) ... made career-high 12 catches for 119 yards (three weeks after arthroscope on knee). 1983- Played in all 16 games (nine starts) and caught 33 passes, which was one shy of total for first two seasons. 1982- In nine games had 12 catches for 173 yards. 1981- Started 10 games as a rookie ... named to UPI All-Rookie team.

COLLEGE: Lettered four years at Maryland ... team had 38-12 record in games he played in during his four years ... caught 60 passes for 833 yards (13.9 avg.) during collegiate career ... played in four bowl games (Cotton in 1976, Hall of Fame in 1977, Sun in 1978 and Tangerine in 1980) ... played in Senior Bowl and East-West Shrine game ... voted Maryland's most valuable lineman following the 1978 and '80 seasons ... red-shirted in 1979 due to knee injury and blood clot ... roomed five years with safety Lloyd Burruss (Kansas City Chiefs).

PERSONAL: Married (Diana) ... has two sons, Timothy (3) and newborn Christopher ... attended Washington and Lee HS in Arlington, Va. ... was outstanding football, basketball and track performer in HS ... named Chargers' Man of the Year in 1985 and was voted finalist and runner-up among 28 NFL nominees ... in 1984, boxed an exhibition with heavyweight champion Larry Holmes to raise money for an injured San Diego boxer ... was a regional Honorary Chairman and on Board of Directors for National Kidney Foundation of Southern California, plus working with American Cancer Society and United Way/CHAD ... while with Chargers, donated \$25 a catch and \$50 a TD to the homeless and hungry in his "Sievers' Receivers" program, which helped raise \$150,000 over a three-year period ... born Eric Scott Sievers on November 9, 1957 in Urbana, Ill.

SIEVERS' CAREER RECEIVING STATISTICS

Year	G	No.	Yds.	Avg.	LG	TD
1981	16	22	276	12.5	32	3
1982	9	12	173	14.4	26	1
1983	16	33	452	13.7	28	3
1984	14	41	438	10.7	24	3
1985	16	41	438	10.7	30t	6
1986	9	2	14	7.0	9	0
1987	12	0	0	0.0	0	0
1988	7	1	2	2.0	2	0
1989	16	54	615	11.4	46	0
Totals	115	206	2408	11.7	46	16

OTHER STATS: Rushing: 1983- one for -7 yards. Kickoff Returns: 1981- two for four yards, 1982- one for 17 yards, 1983- one for six yards, 1985- one for three yards. Fumbles: 1981-1, 1984-1. Fumble Recoveries: 1981-1, 1984-1.




SIEVERS' PLAYOFF STATISTICS

Year	G	No.	Yds.	Avg.	LG	TD
1981	2	1	13	13.0	13	0
1982	2	4	38	9.5	16	1
1988	1	0	0	0.0	0	0
Totals	5	5	51	10.2	16	1

OTHER STATS: Kickoff Returns: 1982- one for 15 yards.

4



JASON STAUROVSKY

Kicker

Ht: 5-9

Wt: 170

Tulsa

4th Year

Born: 3/23/63

HOW ACQUIRED: Re-signed by the Patriots as a free agent on November 7, 1989 ... originally signed with the Buffalo Bills as a rookie free agent in 1986 ... contract runs through 1991 with no option.

GAMES PLAYED/STARTED: 17/0 (1987-2/0, 1988-8/0, 1989-7/0)

PRO CAREER: 1989- Was one of the most accurate kickers in the NFL over the last half of the season ... made 14 of 17 FGs and 14 of 14 extra-point kicks, with a long FG of 50 yards ... made five of seven FG attempts vs. Indy on 12-3 (first five-field goal game of his NFL career) ... the seven field goal attempts tied a team single-game record (Gino Cappelletti attempted seven FGs in three different games). 1988- Signed as free agent on 10-26 and was team's kicker in final eight games, scoring 35 points on 7-of-11 FGs and 14-of-15 extra points ... scored all of NE's points in 6-3 win over Miami on 11-20 ... kicked game-winning 27-yard FG at 3:08 into overtime against Tampa Bay on 12-11 ... first signed as free agent on 4-20 but was waived on 8-16. 1987- Played with Cardinals during replacement games and had nine points (1-for-3 FGs, 6-for-6 PAT kicks). 1986- With Buffalo in training camp.

COLLEGE: Holds Tulsa records for most career points (281 in 42 games), most PATs made in career (122), most FGs made in career (53), best PAT-kick percentage in season (100%, 31-of-31 in 1985 and 35-of-35 in 1981) ... made 53 of 75 FGs and 122 of 124 PAT kicks ... made 61 straight PAT kicks ... had long FG of 56 yards as junior ... four-year letterman, went to Tulsa as a walk-on (wanted to be team manager, but stepped-in when top kicker got injured) ... made All-Missouri Valley Conference second team and academic all-league as both junior and senior ... voted team's most popular player by fans as junior and senior.

PERSONAL: Single ... majored in finance ... attended Bishop Kelley HS in Tulsa, Okla. ... dad, Russell, is a soccer official and has officiated games at the pro level ... mom, Anne, coached soccer at various levels for 13 years (including HS level) ... sister, Jamie, played soccer at Tulsa, where she was captain; is now varsity coach of Casia Hall HS girls team ... played soccer, baseball and football in HS ... as senior, was six-of-nine on field goals and 26-of-29 on PAT kicks ... named all-league and all-district ... was all-state soccer pick as junior ... in baseball, was all-city HM as junior and senior ...



loves to play golf ... makes speeches to HS, college students for Fellowship of Christian Athletes, and numerous anti-drug talks ... born Jason Charles Staurovsky on March 23, 1963 in Tulsa, Okla.


STAUROVSKY'S CAREER KICKING STATISTICS

Year	Club	G	FGM	FGA	Pct.	LG	XPM	XPA	Pts.
1987	St. Louis	2	1	3	33.3	24	6	6	9
1988	NE	8	7	11	63.6	35	14	15	35
1989	NE	7	14	17	82.4	50	14	14	56
Totals		17	22	31	71.0	50	34	35	100

**STAUROVSKY'S FIELD GOAL ACCURACY
(Regular Season Only)**

Year	Club	1-19	20-29	30-39	40-49	50-plus	Total
1987	St. Louis	0-0	1-2	0-0	0-1	0-0	1-3
1988	NE	0-0	3-4	4-5	0-2	0-0	7-11
1989	NE	0-0	4-4	5-7	4-5	1-1	14-17
Totals		0-0 (0%)	8-10 (80%)	9-12 (75%)	4-8 (50%)	1-1 (100%)	22- 1 (71%)

44



JOHN STEPHENS

Running Back
Ht: 6-1 Wt: 215
Northwestern Louisiana
3rd Year
Born: 2/23/66
Pro Bowl Season: 1988

HOW ACQUIRED: Drafted by the Patriots in the first round of the 1988 draft (17th player selected) ... is in the option year of his contract.

GAMES PLAYED/STARTED: 30/26 (1988-16/14, 1989-14/12)

PRO CAREER: 1989- Despite being hampered by ankle injury most of the season, led team in rushing ... suffered left ankle sprain in opening-game at NY Jets (9-10), which eventually caused him to miss the third and fourth games of the season (9-24 vs. Seattle and 10-1 at Buffalo) ... didn't start vs. Buffalo on 11-19 because team started game in two tight-end formation, but did rush for a season-high 126 yards and 23 carries (first of his two 100-yard rushing games in the season) ... also caught a career-high four passes for 76 yards vs. Buffalo, including a career-long reception of 37 yards ... also rushed for 124 yards on 27 carries vs. Indy on 12-3 ... has seven 100-yard rushing games over his two-year NFL career. 1988- Selected to Pro Bowl as starter by his peers, as well as winning the Old Spice/NFL Rookie of the Year award, the AP NFL Offensive Rookie of the Year, the World Almanac Bert Bell Trophy (NFL's best rookie) and the first annual Gale Sayers Humanitarian Citation ... named to all of the All-Rookie teams ... just second NE player to make Pro Bowl as rookie (since team joined the NFL) —other was CB Mike Haynes in 1976 .. named Old Spice/NFL Rookie of the Week four times (at Buffalo 10-23, vs. Chicago 10-30, vs. Miami 11-6 and vs. Seattle 12-4) ... broke into starting lineup third game of season (vs. Buffalo on 9-18) and finished second in the AFC and fifth in NFL in rushing ... fifth in AFC (and tied for 12th in NFL) in total yards from line of scrimmage with 1,266 yards (98 receiving) ... one of only 22 rookies to ever go over the 1,000-yard rushing



mark in a season ... led team in rushing in all but two games ... had five 100-yard games ... best game was 134 yards (on 25 carries) at Buffalo on 10-23 — marking first time in 35 non-strike games that a NE runner had 100-plus rushing yards (first since final game, vs. Cincinnati on 12-22, of 1985 regular season) ... had 130 yards on 17 carries at Denver on 12-17 and 124 yards on 35 carries vs. Chicago on 10-30 (the 35 carries is second in team's history for number of rushes in a game) ... only had one 1,000-yard rushing season in college, his sophomore year of 1985 (1,001 yards on 202 carries, 5.0 avg.) ... is one of just five players in NE history to gain 1,000 yards in a season (done six times, twice by Jim Nance) ... only lost one fumble over season (handled ball 311 times — 297 rushes and 14 catches); lost fumble came vs. Chicago on 10-30 ... was second on team in rushing TDs with four (FB Perryman had six) ... ended season just three carries away from setting club record for most rushes in a season.

COLLEGE: Set school's career records in carries (653) and yardage (3,057) ... also had 58 catches for 716 yards (12.3 avg.) during career ... was member of track team in college (running 60-yard dash) ... had 10 games in which he had 100 or more rushing yards ... had fine games in Blue-Gray all-star game and Senior Bowl game (57 yards on 10 runs in Blue-Gray game and six carries for 31 yards in Senior Bowl) ... as senior in 1987, had 646 yards on 132 carries (4.9 avg.) with six TDs ... also caught 12 passes for 133 yards (11.1 avg.) while playing in nine games (missed two with knee injury, had arthroscope) ... in 1986, was HM All-American by AP, first-team All-Gulf Star Conference and first-team all-state by Louisiana Sports Writers Assn. (all honors also in 1985) ... ranked second in league in rushing with 943 yards on 204 carries, with three TDs ... caught 14 passes for 186 yards and one TD (had an 82-yard TD off a short pass when team faked punt vs. McNeese State in 9-3 win) ... in 1985, became third runner in school's history to run for more than 1,000 yards in a season when he had 1,001 yards on 202 carries, with five TDs; had 526 rushing yards in last four games of season (tied school record with four consecutive games with 100 yards, including career-best overall game 177 yards on 34 carries and four catches for 69 yards vs. SE Louisiana) ... as a freshman in 1984, ran for 467 yards on 115 rushes and five TDs ... caught 12 passes for 180 yards and one TD (51-yarder on screen pass vs. SW Texas State).

PERSONAL: Has one daughter, Ashley (2) ... majored in general studies in college ... named Roxbury (Mass.) Comprehensive Community Health Center Man of Year in 1989; he often speaks to youth at Center and helps raise funds for RCCHC ... holds charity golf tournament on Cape Cod every year ... is honorary chairman for Massachusetts Chapter of the Multiple Sclerosis Society ... was an offensive lineman (guard) at Springhill (La.) HS until the team's top runner hurt his knee in spring prior to John's senior year — moved to tailback and named Offensive MVP in state with 1,984 rushing yards and 28 TDs (seven of the TDs were longer than 50 yards) ... also played linebacker, was two-year varsity starter, making all-district as junior ... also on school's track team, running 220 (best of 21.3), shot put (best of 60-0, winning state title as senior) and mile relay ... has three younger sisters ... hometown had parade for him on July 1st, 1988 ... hobbies: hunting and fishing ... born John Milton Stephens on February 23, 1966 in Shreveport, La.




STEPHENS' CAREER OFFENSIVE STATISTICS

Year	G	RUSHING					RECEIVING				
		No.	Yds.	Avg.	LG	TD	No.	Yds.	Avg.	LG	TD
1988	16	297	1168	3.9	52	4	14	98	7.0	17	0
1989	14	244	833	3.4	35t	7	21	207	9.9	37	0
Totals	30	541	2001	3.7	52	11	35	305	8.7	37	0

OTHER STATS: Fumbles: 1988-3, 1989-3. Fumble Recoveries: 1988-3 (including recovering a fumble by Patriots' Robert Perryman in the end zone for a touchdown vs. Cincinnati on 10-16), 1989-1.

30



MOSI TATUPU

Running Back

Ht: 6-0 Wt: 227

USC

13th Year

Born: 4/26/55

Pro Bowl Season: 1986

HOW ACQUIRED: Drafted by the Patriots in the eighth round of the 1978 draft (215th player selected) ... contract runs through 1990 with no option.

GAMES PLAYED/STARTED: 179/22 (1978-16/0, 1979-16/0, 1980-16/0, 1981-16/1, 1982-9/0, 1983-16/1, 1984-16/4, 1985-16/2, 1986-16/5, 1987-12/9, 1988-16/0, 1989-14/0)

PRO CAREER: 1989- Played in 14 games, missing only the Houston game on 10-8 and the Atlanta game on 1-15 (first time in 169 NFL games that he missed a game due to injury) ... threw a 15-yard option pass to John Stephens on 11-26 at the LA Raiders (his second NFL career pass) ... third on team in special teams tackles with 19 (12 solos), while also forcing a fumble vs. Buffalo on 11-19 ... is seventh on the club's all-time rushing list with 2,359 yards on 596 carries, with 18 TDs ... has played in 179 games with the Patriots, the most by any active NE player and fourth on the team's all-time list (needs five games to move past John Hannah's 183 games into third place and 13 games to move past Raymond Clayborn's 191 games into second place). 1988- Had two TD runs — three-yarder vs. Cincinnati on 10-16 and one-yarder at Indy on 11-27 ... had 15 special teams tackles (five solos) while playing in all 16 games. 1987- Team's third-leading rusher ... started nine of the 12 non-strike games at fullback ... threw first NFL pass vs. LA Raiders on 11-1, a 15-yard TD pass to Tony Collins. 1986- Club's third-leading rusher ... started five games, including the final three regular season games ... was NFL Alumni's Special Teams Player of the Year ... the captain of the special teams, he was named to the Pro Bowl by his peers for his special teams play ... selected to receive Unsung Hero Award by The Patriots' Huddle, one of the team's fan clubs ... was Pro Football Weekly and UPI All-AFC and AP All-Pro ... forced three fumbles on special teams. 1985- Named team's Special Teams Player of Year by 1776 QB Fan Club after leading team in special teams tackles with 35 ... had three special teams tackles in the playoffs ... chosen first alternate special teams player to the Pro Bowl ... in third quarter of playoff game at LA Raiders on 1-5-86, forced fumble that Jim Bowman recovered in the end zone for a TD ... in AFC title game at Miami on 1-12-86, forced fumble on second half kickoff. 1984- Second-leading rusher on squad ... voted second alternate to the Pro Bowl



... had 93 yards rushing on 22 carries vs. Cincinnati on 10-14. 1983- Team's second-leading rusher ... had the NFL's top rushing average of 5.5 yards per carry (578 yards on 106 carries) ... had career-best game vs. NO on 12-4 when he rushed for 128 yards on 21 carries despite a snow-covered field ... a week later in Anaheim, tied club record by rushing for three TDs in win over Rams ... from 1981-83, rushed for 947 yards on 174 carries for an impressive 5.4 rushing average. 1982- Third-leading rusher on the team ... while everyone except he and Mark van Eeghen were slipping and sliding on a snow-covered turf at Foxboro on 12-12, he used his low center of gravity and bullish power to plow through the Dolphins for 81 yards on 13 carries, including a 26-yard run. 1981- Made first pro start against Houston on 10-18 and rushed for 64 yards on six carries, including a 43-yard run in which he broke no less than seven tackles. 1980- Fifth-leading rusher on team ... at SF on 11-30, scored both NE TDs, the first two of his career.

COLLEGE: Made four post-season bowl appearances while playing for USC ... recorded 1,277 rushing yards and nine TDs on 223 career carries in addition to another 147 receiving yards on 19 receptions ... his USC head coach, John Robinson, called him "the best blocking back at USC since Sam Cunningham."

PERSONAL: Married (Linnea) ... has one daughter, Linnea Mosiula (11), and three sons, Samuel (10), Mosiula Mealofa and Clarence (both 8) ... became honorary chairman for Rhode Island Hospital's Children in Hospital Week in 1988 ... was honorary chairman for Ocean State Adoption Resource Exchange (OSARE) ... was honorary chairman for March of Dimes Walk-America event ... is frequent speaker at Boston middle schools and often makes public service spots, as well as being involved in the Rhode Island Attorney General's anti-drug messages ... wife opened nail boutique in Norton, Mass. ... very active in various charity appearances during the off-season, among them Special Olympics of Rhode Island (honorary chairman) ... plays on Patriots' off-season basketball team ... contributes a lot of time to fund-raising events and other activities for the Wrentham State School for the mentally handicapped ... once helped the Rhode Island ASPCA raise \$25,000 for a building campaign ... selected as the Patriots' Miller Lite Man-of-the-Year in 1984 ... the son of a former Samoan boxing champ, Mosi was raised in Hawaii and still ranks as one of the top HS football players in Hawaiian history ... born Mosiula Faasuka Tatupu on April 26, 1955 in Pago Pago, American Samoa.

TATUPU'S CAREER OFFENSIVE STATISTICS

Year	RUSHING						RECEIVING					
	G	No.	Yds.	Avg.	LG	TD	No.	Yds.	Avg.	LG	TD	
1978	16	3	6	2.0	3	0	0	—	—	—	—	
1979	16	23	71	3.1	12	0	2	9	4.5	5	0	
1980	16	33	97	2.9	11	3	4	27	6.8	11	0	
1981	16	38	201	5.3	43	2	12	132	11.0	41	1	
1982	9	30	168	5.6	26	0	0	—	—	—	—	
1983	16	106	578	5.5	55	4	10	97	9.7	17	1	
1984	16	133	553	4.2	20t	4	16	159	9.9	24	0	
1985	16	47	152	3.2	11	2	2	16	8.0	15	0	
1986	16	71	172	2.4	13	1	15	145	9.7	25	0	
1987	12	79	248	3.1	19	0	15	136	9.1	23	0	
1988	16	22	75	3.4	22	2	8	58	7.3	17	0	
1989	14	11	38	3.5	20	0	10	54	5.4	11	0	
Totals	179	596	2359	4.0	55	18	94	833	8.9	41	2	


OTHER STATS: Passing: 1987- one-for-one for 15 yards and one TD (vs. LA Raiders on 11-1), 1989- one-for-one for 15 yards (vs. LA Raiders on 11-26). Kickoff Returns: 1978- one for 17 yards, 1979- three for 15 yards, 1980- one for nine yards, 1988- one for 13 yards, 1989- one for two yards. Forced Fumbles: 1983-1, 1986-3, 1989-1. Blocked Punt: 1986-1.



TATUPU'S PLAYOFF STATISTICS

Year	RUSHING						RECEIVING				
	G	No.	Yds.	Avg.	LG	TD	No.	Yds.	Avg.	LG	TD
1978	1	0	—	0.0	—	—	0	—	—	—	—
1982	1	1	4	4.0	4	0	0	—	—	—	—
1985	4	10	26	2.6	22	1	1	6	6	6	0
1986	1	0	—	0.0	—	—	0	—	—	—	—
Totals	7	11	30	2.7	22	1	1	6	6	6	0

45



MICHAEL TIMPSON

Wide Receiver
Ht: 5-10 Wt: 175
Penn State
2nd Year
Born: 6/6/67


HOW ACQUIRED: Drafted by the Patriots in the fourth round of the 1989 draft (100th player selected) ... contract runs through 1990 with no option.

GAMES PLAYED/STARTED: 2/0 (1989-2/0)

PRO CAREER: 1989- Originally placed on Injured Reserve on 9-9 (after the final cutdown) with a left hamstring injury, which occurred during training camp ... activated off IR on 11-3 and played in two games (11-5 vs. NY Jets and 11-12 vs. NO; had two tackles on special teams) before suffering a torn cartilage in his left knee on 11-15 (placed on IR on 11-16).

COLLEGE: Four-year wide receiver at Penn State, who also returned kicks ... started 10 of 11 games as a senior and led team in receiving with 22 catches for 342 yards and two TDs ... in win over Cincinnati, returned punt 64 yards for a TD ... also a member of track team in college, he competed in 1988 Olympic Trials in 200-meters ... former American collegiate record holder in the 300-meters.

PERSONAL: Married (Edwena) ... has degree in telecommunications ... attended Hialeah Miami Lakes HS in Hialeah, Fla., where he was team captain and MVP in both football and track ... also ran track, becoming first athlete to win four events at Florida state track meet (as senior): long jump, 120 and 330 hurdles and 220 dash ... also won three state titles as junior ... brother, John, was a nationally-ranked hurdler at Texas Southern and was in Olympic Trials (110 high hurdles) in 1984 ... hobbies: fishing, collecting random things (has 32 hats) ... born Michael Dwain Timpson on June 6, 1967 in Baxley, Ga.



ANDRE TIPPETT

Linebacker

Ht: 6-3

Wt: 241

Iowa

8th Year

Born: 12/27/59

**Pro Bowl Seasons: 1984, 1985,
1986, 1987, 1988**

HOW ACQUIRED: Drafted by the Patriots in the second round of the 1982 draft (41st player selected) ... contract runs through 1993 with no option.

GAMES PLAYED/STARTED: 92/81 (1982-9/1, 1983-15/13, 1984-16/16, 1985-16/16, 1986-11/11, 1987-13/13, 1988-12/11, 1989-On Injured Reserve Entire Season)

PRO CAREER: 1989- Placed on Injured Reserve on 9-4 (prior to the final cutdown) and missed entire season with a ruptured Pectoralis major muscle in right shoulder, which occurred against Green Bay in a preseason game on 9-1 ... had surgery to repair the muscle on 9-4. 1988- Started 11 games ... second on the team in sacks with seven ... missed four games with groin injury suffered against Buffalo on 9-18. 1987- Named to fourth consecutive Pro Bowl after leading the AFC in sacks with 12.5 (2nd in NFL behind Philadelphia's Reggie White) ... fourth on team in tackles with 83 (53 first-hits) ... led club in fumble recoveries with three ... returned fumble 29 yards for TD at NY Jets on 9-21 ... blocked field goal at Houston on Oct. 18 which was returned 71 yards for a TD by Raymond Clayborn ... named AFC Defensive Player of the Week after Game #5 at Houston for his 14-tackle (10 first-hits), 3-sack, 1-blocked field goal performance ... had three 3-sack games (at Houston on Oct. 18, vs. Dallas on Nov. 15, vs. Indy on Nov. 22) ... honors: NFL Alumni Association Linebacker of the Year, NFL Players Association Linebacker of the Year, All-NFL first team by AP and the Pro Football Writers Association, All-Pro second team by The Sporting News and All-AFC by UPI. 1986- Started first nine games before injuring right knee vs. Atlanta on Nov. 2 (required arthroscopic surgery) ... returned for final two regular season games and playoff game ... was second in NFL in sacks with 9.5 before suffering knee injury ... had 3.5 sacks at Buffalo on Oct. 26 ... honors: All-Pro second team by AP, Newspaper Enterprise Assn. (NEA), and College and Pro Football Weekly; All-AFC by Pro Football Weekly and UPI ... selected to Pro Bowl. 1985- AFC leader in sacks with 16.5 (2nd in NFL behind Chicago's Richard Dent, who had 17) ... tied for team lead in fumble recoveries (3) and forced fumbles (3) ... third on team in tackles ... returned fumble 25 yards for a TD vs. LA Raiders on Sept. 29 ... in four post-season games, had 21 tackles (16 first-hits) and one sack ... honors: All-NFL by AP, NEA and the Pro Football Writers Association; All-Pro by The Sporting News; the "101" AFC Defensive Player of the Year; UPI AFC Defensive Player of the Year; NY Daily News Defensive Player of the Year; and Big Brothers/Big Sisters - Tums Neutralizer of the Year Award (selected by NFL Films for hardest hits of the season) ... selected to Pro Bowl. 1984- Broke team record for sacks in one season with 18.5 (old record was 13.5 by Tony McGee in 1977) ... second in NFL in sacks ... had two or more sacks in six games ... fourth on team in tackles ... voted the best linebacker/defensive back in the AFC in a vote of the conference's running backs, quarterbacks and wide



receivers ... named Patriots' MVP by 1776 QB Fan Club ... selected to first Pro Bowl. 1983- Led the team in sacks during first full season to start at left outside linebacker (8.5) ... finished seventh on the team tackle chart. 1982- Started one game during rookie season, vs. Buffalo on Jan. 2, 1983, and recorded eight tackles ... was the first reserve OLB to come in and a regular on special teams.

COLLEGE: Played as both a standup DE and OLB for the Hawkeyes, leading them to the Rose Bowl as a senior (the school's first appearance there since 1959) ... spent one year at Ellsworth (Iowa) Junior College before transferring to Iowa ... started his junior and senior seasons ... recorded 141 career tackles and 35 QB sacks with three interceptions and two fumble recoveries ... his 20 tackles for 153 yards in losses as a junior was tops in the Big Ten ... Coach Hayden Fry said Tippett had the best game he had ever seen by a DE when he recorded six solo tackles, three assists, two sacks and broke up four passes vs. Iowa State his senior year ... was an AP, UPI, NEA, Football Writers and Football News first-team All-American selection in 1981.

PERSONAL: Has one daughter, Janea Lynn (6) ... has three black belts in three different styles of karate — has third degree black belt in Ninja-Ryu, second degree black belt in Shotokan and second degree black belt in Uechi-Ryu Karate-Do ... has teaching certificate in Uechi-Ryu ... also certified to teach self-defense seminars in Hakko-Ryu Jujitsu by former Patriots RB Larry Garron; after completing Garron's master clinic, Tippett named spokesman of the Massachusetts Drug Association's Kick-A-Thon ... lists target shooting and bowling among his favorite pastimes ... was selected All-City and team captain in football, track and wrestling at Barringer HS in Newark, N.J. ... born Andre Bernard Tippett on December 27, 1959 in Birmingham, Ala.

TIPPETT'S CAREER DEFENSIVE STATISTICS

Year	G	—Tackles—			Sacks	Fum. Rec.	Pass Def.
		Solo	Assists				
1982	9	10	18	0	1	0	
1983	15	48	38	8.5	1	2	
1984	16	48	60	18.5	0	2	
1985	16	65	32	16.5	3&	2	
1986	11	39	24	9.5	1	0	
1987	13	53	30	12.5	3\$	4	
1988	12	31	19	7	0	0	
1989	On Injured Reserve Entire Season						
Total	80	263	202	65.5	9	10	

& Returned fumble 25 yards for TD vs. LA Raiders on Sept. 29, 1985

\$ Returned fumble 29 yards for TD at NY Jets on Sept. 21, 1987


OTHER STATS: Forced Fumbles: 1983-1, 1984-1, 1985-3, 1986-2, 1987-0, 1988-1. Interception Returns: 1986-32 yards on lateral from Johnny Rembert at Buffalo on Nov. 23. Blocked Field Goals: 1987-1.

PLAYOFF STATISTICS

Year	G	—Tackles—			Sacks	Fum. Rec.	Pass Def.
		Solo	Assists				
1982	1	2	0	0	0	0	
1985	4	16	5	1	0	1	
1986	1	5	1	0	0	1	
Total	6	23	6	1	0	2	



60



GARIN VERIS

Defensive End

Ht: 6-4 Wt: 255

Stanford

5th Year

Born: 2/27/63

HOW ACQUIRED: Drafted by the Patriots in the second round of the 1985 draft (48th player selected) ... contract runs through 1991 with no option.

GAMES PLAYED/STARTED: 55/40 (1985-16/4, 1986-16/15, 1987-12/12, 1988-11/9, 1989-On Injured Reserve Entire Season)

PRO CAREER: 1989- Placed on Injured Reserve on 9-4 (prior to final cutdown) with a left knee injury suffered against Green Bay in a preseason game on 9-1 ... had surgery on 9-5 to repair a torn anterior cruciate ligament and a torn medial collateral ligament, as well as the inner cartilage (medial meniscus) ... missed entire season. 1988- Started nine of 11 games ... had to miss five games because of knee injury suffered in first quarter of Buffalo game on 10-23 ... started first eight games of season, returned to lineup for second to last game (vs. Tampa Bay on 12-11) and returned to starting lineup for season finale, at Denver on 12-17 ... was team's winner of annual Ed Block award for bouncing back from an injury (selected 1-6-89) ... at Denver on 12-17, had seven tackles (five solos) ... had arthroscopic surgery to repair ligaments in knee on 10-26. 1987- Had outstanding season with 49 tackles from end position (37 solos) ... shared team's Jim Lee Hunt Award as best lineman with rookie OT Bruce Armstrong (as selected by the coaches) ... was second on team in sacks with seven for 79 yards ... had nine solo tackles at Giants on 11-8. 1986- Started 15 games; missed opener vs. Indianapolis on 9-7 (foot injury, but came into game later) ... first full year as a starter, playing the right defensive end position ... led team in sacks with 11 for 74 yards, had an impressive seven passes knocked down, had two fumbles recovered and forced four fumbles ... named team's top lineman (annual Jim Lee Hunt Award) at end of the season by Patriots' coaching staff for his consistent play ... finished in seventh place tie for sacks among AFC players ... midway through season, had at least one sack in five straight games ... named AFC's Defensive Player of Month for November ... at New Orleans, on 11-30, forced fumble by QB Dave Wilson, and Brent Williams took it for game-winning TD of 21 yards with 1:49 left in game (made score 21-13) ... was selected AP All-Pro (HM). 1985- Had outstanding rookie campaign, as selected to the UPI All-Rookie team, the Pro Football Writers All-Rookie team, and named the 1776 Quarterback Booster Club Rookie of Year ... second best sack total on team with 10 (NE Rookie Record) and added one pass deflection and two forced fumbles during regular season ... in playoffs, had 14 tackles (10 1st-hits); led team in playoff sacks with four for 49 yards and had two pass deflections, one fumble recovery and one forced fumble as well as two pass deflections and one interception ... replaced Kenneth Sims in starting lineup for last seven games of 20-game season (starting with Detroit game of 12-8) ... also started one game at right end spot, at Chicago, on 9-15, replacing injured Toby Williams ... in playoffs, at NY Jets on 12-18, had fine game with three sacks for 35 yards, one forced fumble (recovered by Jets after 27 yards



lost on play), one deflected pass, four solo tackles (3rd on team), one interception (1st of career) and an 18-yard fumble return to NY 17 ... in AFC title game, at Miami on 1-12-86 recovered fumble on Miami's 1st play of game to set up NE FG; also sacked Marino for 14 yard loss in 2nd half (only sack in game for either team).

COLLEGE: Began his career at TE, then moved to linebacker; worked at both DE and OLB the last three years ... improved his draft position by having outstanding Senior Bowl and East-West Shrine games; selected Defensive MVP in both all-star games ... played with both broken thumb and sprained ankle as senior ... was 8th top tackler on team as senior, as teams ran away from him — led team in behind-line tackles with 11, in sacks with five ... named HM AP All-America and UPI second team All-America and 1st team All-Pac 10 in 1984 ... made 2nd team All-Pac 10 as junior, making 71 tackles (44 solos), with 12 tackles for loss (high on team) and team high of seven sacks.

PERSONAL: Single ... attended Chillicothe (Ohio) HS in Ohio, where named Parade, Football News and National Coaches All-American ... as senior, despite missing the first four games with a broken ankle, caught 16 passes for 276 yards with two TDs; made 61 tackles from DE ... named district Lineman-of-the-Year ... as junior and senior, was All-America in track (shot put and discus) as well, with best of 64-8 3/4 in the shot and 191-4 in the discus ... in basketball, averaged 17.5 points and 19 rebounds a game and selected first team all-state center ... voted his area's Player-of-Year and MVP of Ohio North-South all-star game ... also played baseball in HS (as pitcher-third baseman) ... sister, Shawna, is a senior on Indiana University track team and another sister, Gina, is a junior basketball player at Eastern Michigan ... hobbies: softball, raquetball, frisbee golf ... born Garin Lee Veris on February 27, 1963 in Chillicothe, Ohio.

VERIS' CAREER DEFENSIVE STATISTICS

Year	G	— Tackles —			Fum. Rec.	Pass Def.
		Solo	Assists	Sacks		
1985	16	28	3	10	2	1
1986	16	52	22	11	2	7
1987	12	37	12	7	2	2
1988	11	21	16	2	1	2
1989	On Injured Reserve Entire Season					
Totals	55	138	53	30	7	12

OTHER STATS: Forced Fumbles: 1986-4, 1987-2, 1988-1.


PLAYOFF STATISTICS

Year	G	— Tackles —			Fum. Rec.	Pass Def.
		Solo	Assists	Sacks		
1985	4	10	4	4	1	2
1986	1	5	0	0	0	0
Totals	5	15	4	4	1	2

OTHER STATS: Interceptions: 1985- one for 18 yards. Forced Fumbles: 1985-1. Fumbles: 1984-1.



70



DAVID VIAENE

Offensive Tackle

Ht: 6-5 Wt: 300

Minnesota-Duluth

2nd Year

Born: 7/14/65

HOW ACQUIRED: Signed with the Patriots on March 30, 1989 as a Plan B free agent from the Houston Oilers ... was originally an eighth-round draft pick of the Oilers in 1988 (214th player selected) ... contract runs through 1990 with no option.

GAMES PLAYED/STARTED: 16/4 (1988-On Injured Reserve Entire Season, 1989-16/4)


PRO CAREER: 1989- Started four games at left offensive tackle when regular tackle Danny Villa missed games because of injuries. 1988- Spent entire season on the Oilers' Injured Reserve list with a back injury suffered in a preseason game against Dallas on 8-27.

COLLEGE: In 1987 at Minnesota-Duluth, played both defensive tackle and center ... four-year stats were: 159 total tackles (57 solos, 102 assists), plus 20 QB sacks, seven fumble recoveries, two forced fumbles, 36 tackles for losses (156 yards), 10 pass deflections, two blocked kicks ... in 1987, for 8-3-0 team, won all-league honors ... started all 11 games at DT in 1987, finishing with 57 tackles, nine sacks and 15 tackles for losses ... had 10 tackles and two QB sacks vs. Winona State ... played both center and DT in three games, starting at both in one game (vs. Michigan Tech) ... in first year, 1986, at Minn.-Duluth, moved right into starting lineup and finished with 30 tackles, five sacks and two blocked kicks ... vs. Michigan Tech, had eight tackles, a sack, a fumble recovery and two deflections ... team went 8-1-2 ... also placed second in NAIA national wrestling championships as heavy-weight (went 10-1-0 during regular season) ... sat out 1985, after transferring from Wisconsin-Platteville ... considered transferring to Nevada-Las Vegas — involved in school's preseason drills in 1985 — before heading to Minn.-Duluth ... was part-time starter at Wisconsin-Platteville, also playing TE in short yardage situations ... had 43 tackles, six sacks, three fumble recoveries and two forced fumbles ... best game in 1984 was vs. Wisconsin-LaCrosse with eight tackles, two sacks ... had 29 tackles and a sack as freshman ... was All-American wrestler as freshman and sophomore ... was only non-Division I player selected for East-West Shrine game.

PERSONAL: Married (Kelly) ... majored in physical education...resides in Appleton, Wisc. ... works for father's (Ron) construction business (has since age 12, working from 5 a.m. to 6 p.m.) ... attended Kaukauna (Wisc.) HS ... helped team to state title in 1983 ... in HS, won Wisconsin heavyweight wrestling title and then toured China with all-star team ... hobbies: snowmobiling, fishing, dancing ... also enjoys listening to Hank Williams, Jr. records ... at 18 years old, placed second in Tri-State (Iowa, Minnesota, Wisconsin) Tough Guy competition ... older brothers, twins Jim and Tom, both All-American defensive tackles at Wisconsin-Superior and had training camp



65



BOB WHITE

Center

Ht: 6-5 Wt: 273

Rhode Island

4th Year

Born: 4/9/63

HOW ACQUIRED: Signed with the Patriots on March 23, 1990 as a Plan B free agent from the Dallas Cowboys ... was originally a seventh-round draft pick of the New York Jets in 1986 (189th player selected) ... contract runs through 1991 with no option.

GAMES PLAYED/STARTED: 24/10 (1987-4/3, 1988-12/3, 1989-8/4)

PRO CAREER: 1989- Played in eight games with the Cowboys ... started four games. 1988- Entered the season listed as a reserve at both guard and center, but wound up working primarily at center, playing extensively in five games in place of injured starting center Tom Rafferty (including three starts) ... also played in an additional seven games on special teams. 1987- Signed by the Cowboys prior to the season but was released on the final roster cutdown ... rejoined the Cowboys' replacement team and stayed with the team for the rest of the season, playing in a total of four games (three starts).

COLLEGE: Started at right tackle as a senior in 1985 and made second-team All-America and first-team All-East teams ... started at left tackle as a junior and center as a freshman and sophomore ... URI finished first in the Yankee Conference in both 1984 and '85 ... as a senior, anchored a line on offense that passed 50 times a game and scored 42 TDs.

PERSONAL: Earned degree in Journalism from URI ... was a Watchusetts League all-star football player at Lunenberg (Mass.) HS ... worked as a sparring partner for middle and lighweights in Rhode Island during his first two years in college ... born Robert Arlen White on April 9, 1963 in Fitchburg, Mass.



PERSONAL: Married (Jacqueline) ... lives in Easton, Mass. during off-season ... majored in marketing ... hobbies: watching TV, playing computer games and lifting weights ... attended Northern HS (Flint, Mich.), where he won two letters in football (outside linebacker and offensive tackle) and track (shot put and discus) and one in basketball (junior year) ... was first-team All-City and All-League ... was captain of football team as senior ... team won city championship as junior ... was city champ in shot put as junior and senior and conference champ as well, after being runner-up as junior ... childhood friends with linebacker Carl Banks of NY Giants, linebacker Eugene Marve of Tampa Bay Buccaneers and safety Lonnie Young of Phoenix Cardinals ... born Brent Dione Williams on October 23, 1964 in Flint, Mich.

WILLIAMS' CAREER DEFENSIVE STATISTICS

Year	G	— Tackles —			Sacks	Fum.	Pass
		Solo	Assists	Rec.		Def.	
1986	16	43	28	7	4*	0	
1987	12	17	12	5	0	0	
1988	16	37	19	8	1	1	
1989	16	48	17	8	2	4	
Totals	60	145	76	28	7	5	


* Returned fumble 21 yards for TD at New Orleans on 11-30-86

OTHER STATS: Forced Fumbles: 1988-2, 1989-2.

PLAYOFF STATISTICS

Year	G	— Tackles —			Sacks	Fum.	Pass
		Solo	Assists	Rec.		Def.	
1986	1	1	0	0	0	1	

54



ED WILLIAMS

Linebacker

Ht: 6-4

Wt: 244

Texas

5th Year

Born: 8/9/61

HOW ACQUIRED: Drafted by the Patriots in the second round of the 1984 draft (43rd player selected) ... contract runs through 1990 with no option.

GAMES PLAYED/STARTED: 47/7 (1984-14/0, 1985-13/0, 1986-8/0, 1987-12/7, 1988-On Injured Reserve Entire Season, 1989-On Active/Physically Unable To Perform List Entire Season)

PRO CAREER: 1989- Placed on Active/Physically Unable To Perform List on 7-24 while rehabilitating from a right knee injury suffered in a preseason game against Atlanta on 8-5-88. 1988- Was to have been team's starting right outside linebacker, after starting there for final seven games of 1987 season, but in first preseason game vs. Atlanta had knee injury take place in second quarter (had to have torn anterior cruciate ligament reconstructed as well as having cartilage removed and another repaired in surgery that took place on 8-10 ... missed entire season. 1987- Started final seven games at right outside linebacker, replacing Don Blackmon, who suffered injury late vs. Raiders on 11-1 ... played in all 12 non-strike games ... had best year as



a pro with 41 tackles (27 solos); all tackles made in last seven games ... also had one interception (51-yard return, setting up NE TD vs. Dallas on 11-15 — his first NFL pickoff) ... had eight special teams tackles (four solos). 1986- Missed the final six regular season games after being placed on Injured Reserve on 11-5 (groin injury) ... finished regular season with five tackles (four first-hits) and was solid in special teams play with 12 tackles (seven first-hits) ... vs. Jets on 10-12, replaced Tippett (concussion) at left outside linebacker in 4th quarter ... vs. Atlanta on 11-2, came in for Tippett (knee injury) in first quarter and finished game with three solo tackles and one assisted tackle. 1985- Had 15 tackles on special teams (five solos) ... added five special team tackles in playoffs (two solos). 1984- Suffered severe ankle injury very early in training camp that hampered his play through most of the season.


COLLEGE: Credited with 76 total tackles as senior, including making 10 tack-les behind the line of scrimmage ... was the only defensive player on the Longhorns' team to put points on the scoreboard, tackling the North Texas State and SMU quarterbacks for safeties ... his best outing as a senior came against Arkansas when he made 11 stops in Texas' 31-3 verdict ... was selected to the Senior Bowl game, as well as making the Associated Press 2nd Team All-SWC and the Waco News-Tribune 2nd Team All-SWC ... as a junior, ranked fourth on his team in QB sacks with six and was second on the team in pressuring the QB with 30.

PERSONAL: Single ... majored in Economics ... was an All-America line-backer, as well as making All-District at the tight end position, at Ector (Texas) HS ... born Edward Eugene Williams on August 9, 1961 in Odessa, Texas.

WILLIAMS' CAREER DEFENSIVE STATISTICS

Year	G	— Tackles —			Fum. Rec.	Pass Def.
		Solo	Assists	Sacks		
1984	14	6	0	0	1	0
1985	13	0	0	0	0	0
1986	8	4	1	0	0	0
1987	12	27	14	0	2	0
1988	On Injured Reserve Entire Season					
1989	On Physically Unable To Perform Entire Season					
Totals	47	37	15	0	3	0

OTHER STATS: Interceptions: 1987-1 (vs. Dallas on 11-15, 51-yard return). Forced Fumbles: 1987-1.



MARC WILSON

Quarterback
Ht: 6-5 Wt: 205
Brigham Young
10th Year
Born: 2/15/57

HOW ACQUIRED: Signed with the Patriots as a free agent on April 8, 1989 ... originally a first-round draft pick of the Oakland Raiders in 1980 ... contract runs through 1990 with no option.

GAMES PLAYED/STARTED: 110/54 (1980-2/0, 1981-13/9, 1982-8/0, 1983-10/3, 1984-16/10, 1985-16/13, 1986-16/8, 1987-15/7, 1988-Did Not Play, 1989-14/4)

PRO CAREER: 1989- Started four games at quarterback ... replaced an injured Steve Grogan on 11-5 vs. NY Jets (in the second quarter) and completed 12 of 18 passes for 177 yards and two TDs, including a 65-yard scoring pass to Cedric Jones ... was Wilson's first regular season appearance at QB since 12-27-87 while a member of the LA Raiders against the Chicago Bears ... had first start at QB on 12-3 vs. Indy ... established career highs in both passes attempted and completed with 27-for-56 passing performance at Pittsburgh on 12-17 (297 yards and one TD). 1988- After being released by LA Raiders on 6-1, signed with Green Bay on 7-9 ... was waived by Packers on 8-30 and spent rest of season out of football (worked in land development in the Seattle area). 1987- In eight years with Raiders, had 31-19 record as starting QB ... fifth leading passer in Raiders' history with 871 completions in 1,666 attempts for 11,760 yards and 77 TDs ... threw for 300-plus yards six times while with the Raiders, with best of 367 vs. Denver on 11-2-86 ... threw for more than 2,000 yards four times with Raiders (2,311 in 1981, 2,151 in 1984, 2,608 in 1985 and 2,070 in 1987) ... played in 15 games in '87, with 152 completions out of 266 attempts for 2,070 yards and 12 TDs. 1986- Played in all 16 games, starting eight ... completed 25 passes for 367 yards vs. Denver ... passed for 314 yards vs. San Diego and was named AFC Offensive Player of the Week. 1985- Guided Raiders to AFC West title after taking over for injured Jim Plunkett in third game of the season ... Raiders were 11-2 under Wilson (won final six games) ... threw three TDs in two games (at San Diego and at Atlanta). 1984- Started 10 games ... had career long completion with 92-yard scoring pass to Marcus Allen vs. Seattle. 1983- Limited to three starts because of shoulder fracture. 1982- Played in eight games. 1981- Started nine games.

COLLEGE: A consensus All-America pick in 1979 after setting 11 NCAA records over three seasons ... led nation in total offense (3,580 yards) and TDs (29) as senior, leading BYU to an 11-0 record ... passed for 300 yards or more in seven straight games that season ... threw for seven TDs in one game, setting a Western Athletic Conference record ... also set NCAA single game passing yardage record with 571 yards in 1977 ... amassed 7,637 passing yards over career ... played in Holiday Bowl, East-West Shrine game and Senior Bowl.



PERSONAL: Married (Colleen) ... has four children: Travis (11), Katie (8), Jane (4) and Ryan (2) ... was economics major in college ... attended Shorecrest HS in Seattle, Wash., where he played football (QB), basketball (forward) and baseball (pitcher-outfielder), winning all-league honors in each ... was three-time MVP in baseball and led team to state title as senior ... born Marc Douglas Wilson on February 15, 1957 in Bremerton, Wash.

WILSON'S CAREER PASSING STATISTICS

Year	G	Att.	Comp.	Pct.	Yds.	TD	Int.	LG	Sacked
1980	2	5	3	60.0	31	0	0	12	0- 0
1981	13	366	173	47.3	2311	14	19	66	30-241
1982	8	2	1	50.0	4	0	0	4	0- 0
1983	10	117	67	57.3	864	8	6	50	10- 75
1984	16	282	153	54.3	2151	15	17	92	36-228
1985	16	388	193	49.7	2608	16	21	59	27-202
1986	16	240	129	53.8	1721	12	15	57	34-227
1987	15	266	152	57.1	2070	12	8	47t	33-238
1988	Did not play								
1989	14	150	75	50.0	1006	3	5	65t	10- 71
Totals	110	1816	946	52.1	12766	80	91	92	180-1282

WILSON'S CAREER RUSHING STATISTICS

Year	G	No.	Yds.	Avg.	LG	TD
1980	2	1	3	3.0	3	0
1981	13	30	147	4.9	18	2
1982	8	0	0			
1983	10	13	122	9.4	20	0
1984	16	30	56	1.9	14	1
1985	16	24	98	4.1	17	2
1986	16	14	45	3.2	13	0
1987	15	17	91	5.4	16	0
1988	DID NOT PLAY					
1989	14	7	42	6.0	11	0
Totals	110	136	604	4.4	20	5


OTHER STATS: Fumbles: 1981-8, 1984-11, 1985-8, 1986-6. Fumble Recoveries: 1981-2, 1983-1, 1984-3, 1985-2, 1986-1.

PLAYOFF STATISTICS

Year	G	Att.	Comp.	Pct.	Yds.	TD	Int.	LG	Sacked
1985	1	27	11	40.8	135	1	3	31	2-11

OTHER STATS: Rushing: 1985-one for nine yards.

25



TONY ZACKERY

Safety
Ht: 6-2 **Wt: 200**
Washington
2nd Year
Born: 11/20/66

HOW ACQUIRED: Signed with the Patriots on March 31, 1990 as a Plan B free agent from the Atlanta Falcons ... was originally an eighth-round draft pick of the Patriots in 1989 (224th player selected).

GAMES PLAYED/STARTED: 1/0 (1989-1/0)



PRO CAREER: 1989- Played in one game for the Falcons (vs. Detroit on 12-24) ... intercepted his first NFL pass and recovered a fumble ... spent the first 15 games of the season on the Falcons' Developmental Squad before being activated for the final game of the season ... was claimed off waivers by the Falcons after the Patriots released him on 8-29.

COLLEGE: Started last seven games at right cornerback as senior, making 24 tackles and knocking down five passes ... played in Senior Bowl ... saw limited action as a junior after suffering knee injury during spring drills ... earned All-PAC 10 honorable mention honors as a sophomore after starting all year at left cornerback ... finished year with 41 tackles and led team in interceptions with four ... started five games at free safety as a freshman ... ended first collegiate season with 34 tackles (25 solos) ... was redshirted in 1984 ... member of Washington track team in 1985, '86 and '89 ... won Pac-10 long jump title in 1985 (25-11 1/4) while also anchoring the 4 x 100 relay team.

PERSONAL: Has one son, Anthony (2) ... business major in college ... attended Franklin HS in Seattle, Wash., where he was all-metro and all-state DB and WR ... was HS teammate of NY Jets CB James Hasty ... was all-league pick in basketball as junior and senior ... lettered three years in track ... won state title in long jump, was second in triple jump and ran on third place 4 x 100 relay team as senior ... his 24-7 long jump record broke mark previously set by former St. Louis Cardinals running back Terry Metcalf ... step-uncle is Otis Armstrong, former standout running back for the Denver Broncos (1973-80) ... hobbies: reading magazines (especially about cars), lifting weights, collecting U.S. stamps (since 4th grade) and bike riding (approximately 50 miles per week) ... born Anthony Eugene Zackery on November 20, 1966 in Seattle, Wash.

ZACKERY'S CAREER DEFENSIVE STATISTICS

Year	G	— Tackles —			Fum.	Pass
		Solo	Assists	Sacks	Rec.	Def.
1989	1	0	0	0	1	0

OTHER STATS: Interceptions: 1989-1 (three return yards).



1990 ROSTER

NEW ENGLAND PATRIOTS 1990 TRAINING CAMP ROSTER

NO.	NAME	POS.	HT	WT	BIRTH DATE	NFL EXP	COLLEGE	HIGH SCHOOL HOMETOWN
33	Adams, George	RB	6-1	225	12/22/62	5	Kentucky	Lexington, KY
92	Agnew, Ray	DE	6-3	272	12/09/67	R	North Carolina St.	Winston-Salem, NC
39	Allen, Marvin	RB	5-10	208	11/23/65	3	Tulane	Wichita Falls, TX
48	Antrum, Glenn	WR	5-11	175	2/03/66	1	Connecticut	Derby, CT.
78	Armstrong, Bruce	T	6-4	284	9/07/65	4	Louisville	Miami, FL
69	Bouwens, Shawn	G	6-4	280	5/26/68	R	Nebraska-Wesleyan	Lincoln, NE
28	Bowman, Jim	SS	6-2	215	10/26/63	6	Central Michigan	Cadillac, MI
59	Brown, Vincent	LB	6-2	245	1/09/65	3	Miss. Valley St.	Decatur, GA
22	Coleman, Eric	CB	6-0	190	12/27/66	2	Wyoming	Denver, CO
46	Cook, Marv	TE	6-4	234	2/24/66	2	Iowa	West Branch, IA
76	Crowley, Pat	C/G	6-2	284	8/29/67	R	North Carolina	Hampton Bays, NY
87	Dawson, Lin	TE	6-3	240	6/24/59	9	North Carolina St.	Kinston, NC
41	Donelson, Ventson	CB	5-11	180	2/02/68	R	Michigan State	Detroit, MI
67	Douglas, David	G/C	6-4	280	3/20/63	5	Tennessee	Evansville, TN
88	Dykes, Hart Lee	WR	6-4	218	9/02/66	2	Oklahoma State	Bay City, TX
66	Fairchild, Paul	G	6-4	270	9/14/61	7	Kansas	Ralston, IA
62	Farrell, Sean	G	6-3	260	5/25/60	9	Penn State	Westhampton, NY
80	Fryar, Irving	WR/PR	6-0	200	9/28/62	7	Nebraska	Mount. Holly, NJ



1990 ROSTER

NO.	NAME	POS.	HT	WT	BIRTH DATE	EXP	COLLEGE	HOMETOWN
74	Gambol, Chris	T	6-6	303	9/04/64	2	Iowa	Oxford, MI
91	Gannon, Chris	DE	6-6	260	1/20/66	2	SW Louisiana	Orange Park, FL
43	Gibson, Ernest	CB	5-10	185	10/03/61	7	Furman	Jacksonville, FL
72	Goad, Tim	NT	6-3	280	2/28/66	3	North Carolina	Claudville, VA
32	Gray, James	RB	5-11	200	3/02/67	R	Texas Tech	Fort Worth, TX
14	Grogan, Steve	QB	6-4	210	7/24/53	16	Kansas State	Ottawa, KS
10	Hansen, Brian	P	6-4	220	10/26/60	6	Sioux Falls	Hawarden, IA
58	Harvey, Richard	LB	6-1	227	9/11/66	1	Tulane	Gautier, MS
40	Hauck, Tim	FS	5-11	185	12/20/66	R	Montana	Big Timbers, MT
13	Hodson, Tom	QB	6-3	195	1/28/67	R	Louisiana State	Matthews, LA
37	Hurst, Maurice	CB	5-10	185	9/17/67	2	Southern	New Orleans, LA
36	Hutson, Brian	SS	6-1	198	2/20/65	1	Mississippi State	Brandon, MS
98	Jackson, Charles	DE	6-4	280	8/04/66	R	Jackson State	Miami, FL
38	James, Roland	SS	6-2	191	2/18/58	11	Tennessee	Xenia, OH
50	Jarostchuk, Iliia	LB	6-3	236	8/01/64	4	New Hampshire	Utica, NY
99	Jeter, Gary	DE	6-4	260	1/24/55	14	USC	Cleveland, OH
68	Johnson, Damian	T	6-5	290	12/18/62	5	Kansas State	Great Bend, KS
83	Jones, Cedric	WR	6-1	184	6/01/60	9	Duke	Weldon, NC
93	Jordan, Tim	LB	6-3	226	4/26/64	4	Wisconsin	Madison, WI
71	Keys, Billy	DT	6-4	270	12/12/66	R	Virginia	Washington, D.C.
35	Landry, Anthony	RB	5-9	200	10/28/66	R	Stephen F. Austin	Jasper, TX
42	Lippett, Ronnie	CB	5-11	180	12/10/60	7	Miami (FL)	Sebring, FL



1990 ROSTER

NO.	NAME	POS.	HT	WT	BIRTH DATE	EXP	COLLEGE	HOMETOWN
31	Marion, Fred	FS	6-2	191	1/02/59	9	Miami (FL)	Gainesville, FL
82	Martin, Sammy	WR/KR	5-11	175	8/21/65	3	Louisiana State	New Orleans, LA
86	McMurtry, Greg	WR	6-2	207	10/15/67	R	Michigan	Brockton, MA
23	McSwain, Rod	CB	6-1	198	1/28/62	7	Clemson	Forest City, NC
64	Melander, Jon	T	6-7	280	12/27/66	R	Minnesota	Fridley, MN
24	Morris, Jamie	RB	5-7	188	6/06/65	3	Michigan	Ayer, MA
81	Mowatt, Zeke	TE	6-3	240	3/05/61	7	Florida State	Wauchula, FL
17	Murphy, Mike	WR	5-9	163	9/20/67	R	SW Texas State	Killeen, TX
29	Overton, Don	RB	6-0	221	9/24/67	R	Fairmont State	Columbus, OH
77	Pellegrini, Chuck	G	6-1	275	4/22/66	1	Central Michigan	Norway, MI
34	Perryman, Robert	RB	6-1	233	10/16/64	4	Michigan	Bourne, MA
11	Proctor, Michael	QB	6-4	205	7/14/67	R	Murray State	Sylvestor, GA
52	Rembert, Johnny	LB	6-3	234	1/19/61	8	Clemson	Arcadia, FL
95	Reynolds, Ed	LB	6-5	242	9/23/61	8	Virginia	Ridgeway, VA
27	Robinson, Junior	CB	5-9	181	2/03/68	R	East Carolina	High Point, NC
63	Rose, Blaine	G	6-5	271	6/13/66	R	Maryland	Stanton, OH
51	Scholtz, Bruce	LB	6-6	244	9/26/58	9	Texas	Austin, TX
85	Sievers, Eric	TE	6-4	238	11/09/57	10	Maryland	Arlington, VA
55	Singleton, Chris	LB	6-2	247	2/20/67	R	Arizona	Parsippany, NJ
97	Smith, Sean	DE	6-7	280	5/29/67	R	Georgia Tech	Cincinnati, OH
4	Staurowsky, Jason	K	5-9	170	3/23/63	4	Tulsa	Tulsa, OK
44	Stephens, John	RB	6-1	215	2/23/66	3	NW Louisiana State	Springhill, LA



1990 ROSTER

NO.	NAME	POS.	HT	WT	BIRTH DATE	EXP	COLLEGE	HOMETOWN
94	Stephens, Mac	LB	6-3	217	1/21/68	R	Minnesota	Akron, OH
53	Tardits, Richard	LB	6-2	218	7/30/65	1	Georgia	Blairitz, France
30	Tatupu, Mosi	RB	6-0	227	4/26/55	13	USC	Honolulu, HI
49	Taylor, Kitrick	WR/KR	5-11	190	7/22/64	3	Washington State	Los Angeles, CA
45	Timpson, Michael	WR	5-10	175	6/06/67	2	Penn State	Hialeah, FL
56	Tippett, Andre	LB	6-3	241	12/27/59	8	Iowa	Newark, NJ
21	Tucker, Erroll	CB/KR	5-8	170	7/06/64	3	Utah	Pittsburgh, PA
60	Veris, Garin	DE	6-4	255	2/27/63	5	Stanford	Chillicothe, OH
70	Vaene, David	T	6-5	300	7/14/65	2	Minnesota-Duluth	Appleton, WI
75	Villa, Danny	C/T	6-5	305	9/21/64	4	Arizona St.	Nogales, AZ
47	Warner, Kirk	TE	6-4	225	11/24/67	R	Georgia	Cochran, GA
65	White, Bob	C	6-5	273	4/09/63	4	Rhode Island	Lunenburg, MA
96	Williams, Brent	DE	6-4	275	10/23/64	5	Toledo	Flint, MI
90	Williams, Chris	NT	6-3	309	11/23/68	R	American International	Brockton, MA
54	Williams, Ed	LB	6-4	244	9/08/61	6	Texas	Ector, TX
15	Wilson, Marc	QB	6-5	205	2/15/57	10	Brigham Young	Seattle, WA
25	Zackery, Tony	FS	6-2	195	11/20/66	2	Washington	Seattle, WA

Head Coach: Rod Rust (1st Year)

Assistant Coaches: Don Blackmon (outside linebackers), Steve Crosby (special teams/tight ends), Bobby Grier (offensive backs), Rod Humenuik (offensive line), Dale Lindsey (defensive line), Steve Nelson (linebackers), John Polonchek (special assistant to the head coach), Jimmy Raye (offensive coordinator/quarterbacks), Jerry Simmons (strength and conditioning), Charlie Sumner (defensive coordinator/defensive backs), Richard Wood (receivers).



1990 DRAFT CHOICES

SINGLETON'S COLLEGIATE STATISTICS

Year	Tackles			Fum. Rec.	Fumbles Forced	Pass	
	Solo	Assts	Sacks			Int.	Def.
1985			*** Redshirted ***				
1986	8	7	0.5	0	1	0	0
1987	45	16	1.5	0	3	0	3
1988	62	54	4.5	1	5	0	1
1989	66	29	10.0	1	2	1	2
Totals	181	106	16.5	2	11	1	6

92



RAY AGNEW

Defensive End
North Carolina State
Ht: 6-3 Wt: 280
Round 1-12 (10th overall)
Born: 12/9/67

College: Selected in the first round of the 1990 draft (10th selection overall) ... a fierce, powerful competitor who bench presses over 500 pounds, runs a 4.83 in the 40 and has a vertical leap of 33 inches ... as a senior in 1989 finished fourth on the team in tackles with 87 (56 solos) and had six sacks ... was an honorable mention All-American selection by The Associated Press and All-Atlantic Coast Conference first-team after his junior season in 1988 when he started every game at defensive tackle, finishing with 72 tackles (41 solos) and five sacks ... as a sophomore in 1987 recorded 69 tackles (42 solos) and four sacks, including a 15-tackle performance vs. East Carolina ... was ACC Rookie of the Year in 1986 after making 48 tackles (28 solos) and two sacks.

Personal: Single ... majored in history at North Carolina State ... was the Defensive Most Valuable Player as a senior at Carver High School in Winston-Salem, N.C. after recording 70 tackles and 10 quarterback sacks in only seven games ... was the center on his high school basketball team and also was one of the top weightmen in the state on the track squad ... was the sports editor of the school's newspaper and a member of the National Honor Society ... born Raymond Mitchell Agnew on December 9, 1967 in Winston-Salem, N.C.

AGNEW'S COLLEGIATE STATISTICS

Year	Tackles			Fum. Rec.	Fumbles Forced	Pass	
	Solo	Assts	Sacks			Int.	Def.
1986	28	20	2.0	2	1	0	0
1987	42	27	4.0	0	2	1	5
1988	41	31	5.0	1	3	0	5
1989	56	31	6.0	4	2	0	2
Totals	167	109	17.0	7	8	1	12




1990 DRAFT CHOICES

HODSON'S COLLEGIATE STATISTICS

Year	Att.	Comp.	Pct.	Yds.	TD	Int.	LG
1985				*** Redshirted ***			
1986	288	175	60.8	2261	19	8	49
1987	265	162	61.1	2125	15	9	80
1988	293	154	52.6	2074	13	12	55
1989	317	183	57.7	2655	22	12	61
Totals	1163	674	57.9	9115	69	41	80

86



GREG McMURTRY

Wide Receiver

Michigan

Ht: 6-2 Wt: 207

Round 3-27 (80th overall)

Born: 10/15/67

College: Selected in the third round of the 1990 draft (80th selection overall) ... sure-handed receiver who finished his collegiate career as one of the all-time leading pass catchers in Michigan history ... fourth on the Wolverines' all-time receptions list (111), second in receiving yards (2,163) and third in touchdown catches (15) ... was selected honorable mention All-American by The Sporting News and The Football News and All-Big Ten after catching 37 passes for 655 yards and seven TDs as a senior ... caught seven passes for 165 yards and three TDs (49, 34 & 25) in a victory over Minnesota ... as a junior in 1988 was All-American honorable mention by The Associated Press and second-team All-Big Ten after starting every game and leading the Wolverines in receptions ... was honorable mention All-Big Ten as a sophomore after moving from flanker to split end and starting every game ... was The Sporting News' top freshman receiver in the country in 1986 after starting the final five games at flanker after John Kolesar was injured vs. Illinois.

Personal: Single ... was a Parade All-American receiver at Brockton (Mass.) High School, where he was the state's Player of the Year as a senior after scoring 22 TDs, including 15 TD catches ... he also played safety on defense, finishing his three-year HS career with 12 interceptions ... his high school team won back-to-back state championships in 1984 & '85 ... was a standout outfielder on his HS baseball team and played in the National Sports Festival in 1985 ... he was selected by the Boston Red Sox in the first round of baseball's June draft in 1986 ... born Greg Wendell McMurry on October 15, 1967 in Brockton, Mass.

McMURTRY'S COLLEGIATE STATISTICS


Year	No.	Yds.	Avg.	LG	TD
1986	19	449	23.6	62	0
1987	20	443	22.2	62	5
1988	25	445	17.8	57	3
1989	37	655	17.7	49	7
Totals	101	1992	19.7	62	15

OTHER STATS: Rushing: 1986- two for 15 yards, 1987- one for six yards. Passing: 1988- one for one for 46 yards and one touchdown, 1989- zero for one, with one interception. Kickoff Returns: 1986- two for 38 yards.



1990 DRAFT CHOICES

64



JON MELANDER

Offensive Tackle

Minnesota

Ht: 6-7 Wt: 280


Round 5-4 (113th overall)

Born: 12/27/66

College: Selected in the fifth round of the 1990 draft (113th selection overall) ... a fine physical specimen with great strength and agility who began his collegiate career as an outside linebacker, moving to offensive tackle his junior year ... an honorable mention All-Big Ten Conference selection after starting all year at left offensive tackle on an offense that averaged 180 yards rushing per game ... moved to the offensive line in 1988 preseason drills and was a part-time starter at tackle as a junior ... spent 1987 recovering from knee surgery after injuring it against Ohio State in 1986 while playing outside linebacker ... before the injury, make 19 tackles (11 solos) and one sack from his outside linebacker position in 1986 ... redshirted as a freshman in 1985.

Personal: Single ... majored in Business at Minnesota ... spent the last four summers serving an internship in Twin City brokerage firms ... was a three-time All-Conference selection in football at Fridley (Minn.) High School, making All-State and All-American his senior year ... also lettered three times in basketball and twice in track ... born Jon James Melander on December 27, 1966 in Fridley, Minn.

32



JAMES GRAY

Running Back

Texas Tech

Ht: 5-11 Wt: 200

Round 5-11 (120th overall)

Born: 3/2/67

College: Selected in the fifth round of the 1990 draft (120th selection overall) ... Texas Tech's all-time leading rusher with 742 carries for 4,066 yards and 45 touchdowns ... the Southwest Conference's third all-time leading rusher, behind only Earl Campbell of Texas (4,443) and Eric Dickerson of SMU (4,450) ... was also fourth on the SWC's all-time chart with 742 rushing attempts, bettered only by Campbell's 765 rushes, Craig James' 775 carries at SMU and Dickerson's 790 rushes ... scored 312 points during his career surpassing the school's old mark of 215 points ... second on the school's all-time list in all-purpose yards and total offense ... a second-team All-American selection by The Football News, an honorable mention All-American by The Sporting News and a consensus All-SWC pick as a senior ... led the conference and ranked fifth in the nation in rushing, averaging 137.2 yards



1990 DRAFT CHOICES

per game ... rushed for over 200 yards in four games ... tied for second on the SWC's season touchdown list with 20 TDs ... finished with a school season record of 1,509 yards on 263 carries (5.7 avg.) and a school season record of 120 points ... chosen team co-captain for the second consecutive year, the first such honor bestowed on a Red Raider since the school entered the SWC in 1960 ... exploded for a career-high 234 yards on 34 carries with touchdown runs of 26 and 14 yards as the Red Raiders downed Arizona, 24-14, in the season opener ... was an honorable mention All-American selection by The Associated Press and a second-team All-SWC choice as a junior ... received the Pete Cawthon Award as the team's Most Valuable Player, the first Texas Tech underclassman to ever receive the honor ... as a sophomore in 1987 was an AP honorable mention All-American, a consensus All-SWC pick and the team's Most Valuable Player ... named SWC Offensive Newcomer of the Year by the AP as a freshman in 1986 after setting a school freshman rushing record with 613 yards.


Personal: Single ... majored in Physical Education at Texas Tech ... was an All-District halfback at Trimble Tech in Fort Worth, Texas after rushing for 1,187 yards and 20 TDs as a senior ... born James Lamar Gray on March 2, 1967 in Fort Worth, Texas.

GRAY'S COLLEGIATE OFFENSIVE STATISTICS

Year	Rushing				Receiving					
	No.	Yds.	Avg.	LG	TD	No.	Yds.	Avg.	LG	TD
1985	*** Redshirted ***									
1986	108	613	5.7	60	4	6	41	6.8	14	0
1987	199	1006	5.1	72	12	20	171	8.6	35	1
1988	172	938	5.5	46	11	27	351	13.0	85	4
1989	263	1509	5.7	59	18	12	152	12.7	34	2
Totals	742	4066	5.5	72	45	65	715	11.0	85	7

OTHER STATS: Kickoff Returns: 1986- one for 15 yards.

69



SHAWN BOUWENS

Offensive Guard
Nebraska-Wesleyan
Ht: 6-4 Wt: 280
Round 9-6 (226th overall)
Born: 5/25/68


College: Selected in the ninth round of the 1990 draft (226th selection overall) ... first player ever drafted out of Nebraska-Wesleyan, a Division III school in Lincoln, Nebraska ... first-team Division III All-American selection by The Associated Press and a first-team All-Nebraska Intercollegiate Athletic Conference choice as a senior ... served as team captain ... did not allow a sack all year from his right guard position and helped his team rush for an average of 210.7 yards a game ... an NAIA All-American honorable mention choice and first-team All-NIAC after starting every game at right guard ... as a sophomore in 1987 was named second-team All-NIAC after starting every game at right guard ... was honorable mention All-NIAC as a freshman.



1990 DRAFT CHOICES

Personal: Single ... majored in Business in Nebraska-Wesleyan ... was an All-Conference offensive lineman at Northeast High School in Lincoln, Neb. ... born Shawn Michael Bouwens on May 25, 1968 at Lincoln, Neb.

35



ANTHONY LANDRY

Running Back

Stephen F. Austin

Ht: 5-9 Wt: 200

Round 10-5 (253rd overall)

Born: 10/28/66

College: Selected in the 10th round of the 1990 draft (253rd selection overall) ... a versatile athlete who has played halfback, wide receiver and defensive back, in addition to handling both punt and kickoff returns ... developed into a fine blocker for tailback Larry Centers ... played in 14 games (13 starts) as a senior ... as a junior in 1988, ranked second in the Southland Conference with 17 kickoff returns for 382 yards (22.5 avg.) ... spent the 1987 season as a redshirt while making the transition from defensive back to running back ... saw limited action as a reserve cornerback in 1986, making a pair of tackles (one solo) and intercepting one pass ... played mainly on special teams as a freshman in 1985.


Personal: Single ... majored in Criminal Justice at Stephen F. Austin ... was an All-State defensive back at Jasper (Texas) High School ... born Anthony W. Landry on October 28, 1966 in Jasper, Texas.

LANDRY'S COLLEGIATE STATISTICS

Year	Rushing					Receiving				
	No.	Yds.	Avg.	LG	TD	No.	Yds.	Avg.	LG	TD
1989	39	185	4.7	57	1	31	398	12.8	64	3

OTHER STATS: Kickoff Returns: 1988- 17 for 382 yards, 1989- one for 16 yards. Tackles: 1985- 11 (two solos), 1986- 2 (one solo). Interception: 1986- one for 19 yards.

97



SEAN SMITH

Defensive End

Georgia Tech

Ht: 6-7 Wt: 280

Round 11-4 (280th overall)

Born: 5/29/67

College: Selected in the 11th round of the 1990 draft (280th selection overall) ... mobile pass rusher who has great size, strength and speed (4.84




1990 DRAFT CHOICES

DONELSON'S COLLEGIATE STATISTICS

Year	— Tackles —		Sacks	Fum. Rec.	Fumbles Forced	Pass	
	Solo	Assts.				Int.	Def.
1987	31	18	0	0	0	2	5
1986			*** Redshirted ***				
1987	2	4	0	0	0	0	0
1988	35	13	1	1	0	2	4
1989	36	30	0	0	0	2	2
Total	73	47	1	1	0	4	6

63



BLAINE ROSE

Offensive Guard

Maryland

Ht: 6-5 Wt: 271

Round 12-19 (322nd overall)

Born: 6/13/66

College: Selected in the 12th round of the 1990 draft (322nd selection overall) ... all-around athlete who began his collegiate career as a tight end before finding a home at offensive guard ... is extremely quick for a player his size (4.99 in the 40) ... moved into the starting lineup at left offensive guard as a senior ... moved from tight end to offensive tackle during the 1988 spring drills, but was moved back to tight end at the start of his junior year ... started final six games at tight end, finishing with seven receptions for 109 yards ... was a reserve tight end as a sophomore behind Ferrell Edmunds, but played in every game ... saw considerable action in short yardage situations ... played in 10 games in 1986, seeing action mostly as a blocker ... redshirted as a freshman in 1985.

Personal: Single ... majored in Criminal Justice at Maryland ... a three-time All-Tri County selection in both football and basketball at Stanton (Ohio) High School ... played tight end and defensive end in football ... captain of the basketball team as both a junior and senior and captain of the track team as a senior ... participated in the high jump, pole vault and discus in track ... born Curtis Blaine Rose on June 13, 1966 in Hammondsville, Ohio.

STATS: Receiving: 1986- two for 23 yards, 1987- one for seven yards, 1988- seven for 109 yards.



1990 FREE AGENTS

Pat Crowley, G-C, North Carolina ... 6-2, 284 ... Signed with Patriots on May 4th ... three-time All-Atlantic Coast Conference selection ... four-year starter for Tar Heels ... played in Japan Bowl and East-West Shrine Game after senior season ... attended Hampton Bays (N.Y.) High School ... born on August 29th, 1967 in Queens Village, N.Y.

Morgan Gregory, WR, Nebraska ... 5-11, 185 ... Signed with Patriots on May 1st ... Nebraska's leading receiver in both junior and senior years ... caught 19 passes for 282 yards and four TDs last season as a senior ... finished 16th on Cornhuskers career pass-receiving chart with 45 receptions for 579 yards and five TDs ... two-time honorable mention All-Big Eight ... only current Patriots WR Irving Fryar (67) and Todd Brown (65) caught more passes for Nebraska in the 80's ... attended Manual High School in Denver, Colo. ... born on April 8th, 1968 in Lincoln, Neb.

Tim Hauck, FS, Montana ... 5-11, 185 ... Signed with Patriots on May 1st ... two-time Division I-AA first team All-America ... selected as Big Sky Conference's Defensive Player of the Year an unprecedented two consecutive seasons ... led the Grizzlies with 129 tackles, seven interceptions and three blocked kicks in 1989 ... joined the Montana football team as a walk-on and became a three-year starter ... began collegiate career at Pacific (Ore.) University ... attended Big Timbers (Mont.) High School ... born on December 20th, 1966 in Butte, Mont.

Brian Hutson, SS, Mississippi State ... 6-1, 198 ... Signed with Patriots on April 25th ... originally signed by the Los Angeles Raiders as a free agent in 1988 ... waived by the Raiders on final cutdown of 1988 ... spent 1989 out of football ... three-year starter at Mississippi State ... also played baseball in college (teammates included Will Clark, Rafael Palmiero, Bobby Thigpen and Jeff Brantley) ... was the 1989 champion of "American Gladiators", a television program on the Fox Network that pits two challengers against four muscle-bound gladiators in a series of athletic events ... attended Brandon (Miss.) High School ... born on February 20th, 1965 in Jackson, Miss.

Charles Jackson, DE, Jackson State ... 6-4, 280 ... Signed with Patriots on May 4th ... originally a 10th-round draft pick of the Los Angeles Raiders in 1989 ... waived by the club during training camp and spent the year out of football ... two-year starter at Jackson State ... finished career with 214 tackles and 18 quarterback sacks ... third-team Division I-AA All-America as a senior in 1988 ... two-time All-Southwest Athletic Conference selection ... attended Central High School in Miami, Fla. ... born on August 4th, 1966 in Miami, Fla.

Mike Murphy, WR, Southwest Texas State ... 5-9, 163 ... Signed with Patriots on May 17th ... four-year starter at Southwest Texas State ... led the Bobcats in 1989 with 33 receptions for 595 yards and three TDs ... finished collegiate career with 72 catches for 1,418 yards and 11 TDs ... also a standout on track squad ... attended Killeen (Tex.) High School ... born on September 20th, 1967 in Hausham, West Germany.

Don Overton, RB, Fairmont State ... 6-0, 221 ... Signed with Patriots on May 17th ... all-time leading rusher at Fairmont (W.Va.) State College ... NAIA honorable mention All-America after junior season ... during his career, rushed for 3,524 yards and 44 TDs on 620 carries ... four-year letterman for the Fighting Falcons ... best season as collegiate was his junior year when he rushed 186 times for 1,088 yards and 13 TDs ... attended Whitehall (Ohio) High School ... born on September 24th, 1967 in Columbus, Ohio.

Michael Proctor, QB, Murray State ... 6-4, 205 ... Signed with Patriots on May 17th ... four-year starter at Murray (Ky.) State ... Ohio Valley Conference career total offense record holder with 9,886 total yards ... finished career with 539 completions on 1,067 attempts for 8,210 yards and 52 TDs ... had his best season in 1989 when he completed 192 of 375 passes for 2,812 yards and 22 TDs ... holds 10 Ohio Valley Conference records ... also holds nine Murray State offensive records ... first player in conference history to gain 1,500 or more yards of total offense in four consecutive seasons ... nicknamed "The Field General" by his teammates at Murray State ... attended Worth County High School in Sylvester, Ga. ... born on July 14th, 1967 in Sylvester, Ga.



1990 FREE AGENTS

Mac Stephens, LB, Minnesota ... 6-3, 217 ... Signed with Patriots on May 4th ... four-year letterman at Minnesota ... finished career with 258 total tackles, four quarterback sacks and 13 tackles for losses totalling 60 yards ... had best season in 1988 as a junior when he led the Golden Gophers with 119 total tackles ... attended Firestone High School in Akron, Ohio. ... born on January 21st, 1968 in Akron, Ohio.

Richard Tardits, LB, Georgia ... 6-2, 218 ... Signed with Patriots on March 23rd ... originally a fifth-round draft choice of the Phoenix Cardinals in 1989 ... spent last season on the Cardinals' Developmental Squad ... former French junior national rugby player who attended the University of Georgia ... selected honorable mention All-America by the Associated Press after senior season ... holds Georgia school record with 29 career quarterback sacks ... finished collegiate career with 101 total tackles ... originally traveled to the United States to visit family friends but decided to enroll at Georgia after arriving ... curiosity of rugby-like game of American football prompted him to try out in college ... had never played football before coming to the United States and had never seen an American football game until his first at Georgia born (July 30th, 1965), raised and educated in Biarritz, France, a coastal town near the Spanish border ... offered color commentary on the French broadcast of the 1989 Super Bowl ... has run with the bulls in Pamplona, Spain ... attended Lycee Rene-Cassin High School in Biarritz.

Kirk Warner, TE, Georgia ... 6-4, 225 ... Signed with Patriots on May 4th ... four-year letterman at Georgia ... led the Bulldogs in receiving in 1989 with 30 catches for 404 yards and one TD ... caught 50 passes for 733 yards and four TDs during collegiate career ... started all 11 games as a senior ... attended Bleckley County High School in Cochran, Ga. ... born on November 24th, 1967 in Cochran, Ga.

Chris Williams, NT, American International ... 6-3, 309 ... Signed with Patriots on April 25th ... a native of Brockton, Mass. ... lettered all four years at AIC (Springfield, Mass.) ... had 49 total tackles during 1989 ... in addition, he batted down five passes during his senior season ... attended Southeastern Regional High School in Easton, Mass. ... born on November 23rd, 1968 in Chelsea, Mass.

PRONUNCIATION GUIDE

Bouwens, Shawn BOW ins

Donelson, Ventson VENT son DON el son

Gambol, Chris GAM bull

Goad, Tim gode

Hauk, Tim HOW k

Jarostchuk, Ilia ILL ee uh jur ROSS chuk

Jones, Cedric SEED rick

Lippett, Ronnie lip PET

Melander, Jon ME land er

Mowatt, Zeke zeek MO watt

Staurovsky, Jason star OFF ski

Tatupu, Mosi moe SEE taa TOO poo

Viaene, David vee EN

Villa, Danny VEE uh



1990 OPPONENTS

ATLANTA FALCONS

Friday, August 31, Foxboro Stadium
Foxboro, Massachusetts, 7:30 p.m. (Preseason)

ADDRESS: Suwanee Road at I-85
Suwanee, Georgia 30174
TELEPHONE: * (404) 945-1111

STADIUM (CAPACITY): * Atlanta-Fulton County Stadium (59,643)
TEAM COLORS: * Red, Black, White, and Silver

HEAD COACH (CAREER RECORD):
* Jerry Glanville (1st Season)
(4 Years, Houston, 33-32; post-season, 2-3)

MEDIA RELATIONS:
* Charlie Taylor (Director of Public Relations), Frank Kleha (Assistant Director of Public Relations)

1989 RECORD (FINISH):
* 3-13 (4th, NFC West)

1989 SCORING LEADER:
* Paul McFadden, 63 points.

1989 RUSHING LEADER:
* John Settle, 179 att., 689 yds., 3.8 avg., 3 TDs.

1989 PASSING LEADER:
* Chris Miller, 280 of 526, 53.2%, 3,459 yds., 16 TDs, 10 Ints., 76.1 rating.

1989 RECEIVING LEADER:
* Shawn Collins, 58 for 862 yds., 14.9 avg., 3 TDs.

1989 INTERCEPTION LEADER:
* Deion Sanders, 5.

1989 SACK LEADER:
* Marcus Cotton, 9.

SERIES RESULTS:
* New England 3, Atlanta 3
Last Meeting: 1989 - at Atlanta 16, New England 15

BUFFALO BILLS

Sunday, October 28, Foxboro Stadium
Foxboro, Massachusetts, 1:00 p.m.

Sunday, November 18, Rich Stadium
Orchard Park, New York, 1:00 p.m.

ADDRESS: One Bills Drive
Orchard Park, New York 14127
TELEPHONE: * (716) 648-1800

STADIUM (CAPACITY): * Rich Stadium (80,290)
TEAM COLORS: * Royal Blue, Scarlet Red, and White

HEAD COACH (CAREER RECORD):
* Marv Levy (5th Season, 30-26; post-season, 1-2)
(5 Years, Kansas City, 31-42)

MEDIA RELATIONS:
* Denny Lynch (Director of Public/Community Relations), Scott Berchtold (Manager of Media Relations)

1989 RECORD (FINISH):
* 9-7 (1st, AFC East)

1989 SCORING LEADER:
* Scott Norwood, 115 points.

1989 RUSHING LEADER:
* Thurman Thomas, 298 att., 1,244 yds., 4.2 avg., 6 TDs.

1989 PASSING LEADER:
* Jim Kelly, 228 of 391, 58.3%, 3,130 yds., 25 TDs, 18 ints., 86.2 rating.

1989 RECEIVING LEADER:
* Andre Reed, 88 for 1,312 yds., 14.9 avg., 9 TDs.

1989 INTERCEPTION LEADER:
* Mark Kelso, 6.

1989 SACK LEADER:
* Bruce Smith, 13.

SERIES RESULTS:
* New England 33, Buffalo 26 (1 Tie)
Last Meetings: 1989 -

at Buffalo 31, New England 10
at New England 33, Buffalo 24



1990 OPPONENTS

CINCINNATI BENGALS

Friday, August 24, Foxboro Stadium
Foxboro, Massachusetts, 7:00 p.m. (Preseason)

Sunday, September 23, Riverfront Stadium
Cincinnati, Ohio, 1:00 p.m.

ADDRESS: * 200 Riverfront Stadium
Cincinnati, Ohio 45202
TELEPHONE: * (513) 621-3550

STADIUM (CAPACITY): * Riverfront Stadium (59,755)
TEAM COLORS: * Black, Orange, and White

HEAD COACH (CAREER RECORD):
* Sam Wyche (6th Season, 49-46; post-season, 2-1)

MEDIA RELATIONS:
* Allan Heim (Director of Public Relations)

1989 RECORD (FINISH):
* 8-8 (4th, AFC Central)

1989 SCORING LEADER:
* Jim Breech, 73 points.

1989 RUSHING LEADER:
* James Brooks, 221 att., 1,239 yds., 5.6 avg., 7 TDs.

1989 PASSING LEADER:
* Boomer Esiason, 258 of 455, 56.7%, 3,525 yds., 28 TDs, 11 ints., 92.1 rating.

1989 RECEIVING LEADER:
* Tim McGee, 65 for 1,211 yds., 18.6 avg., 8 TDs.

1989 INTERCEPTION LEADER:
* David Fulcher, 8.

1989 SACK LEADER:
* Jason Buck, 6.

SERIES RESULTS:
* New England 7, Cincinnati 4
Last Meeting: 1988 - at New England 27, Cincinnati 21

INDIANAPOLIS COLTS

Sunday, September 16, Hoosier Dome
Indianapolis, Indiana, 12:00 p.m. (Central Time)

Sunday, November 11, Foxboro Stadium
Foxboro, Massachusetts, 1:00 p.m.

ADDRESS: * P.O. Box 535000
Indianapolis, Indiana 46253
TELEPHONE: * (317) 297-2658

STADIUM (CAPACITY): * Hoosier Dome (60,127)
TEAM COLORS: * Royal Blue and White

HEAD COACH (CAREER RECORD):
* Ron Meyer (5th Season, 29-21; post-season, 0-1)
(3 Years, New England, 18-15; post-season, 0-1)

MEDIA RELATIONS:
* Craig Kelley (Director of Public Relations), Rod St. Clair (Assistant Director)

1989 RECORD (FINISH):
* 8-8 (T-2nd, AFC East)

1989 SCORING LEADER:
* Dean Biasucci, 94 points.

1989 RUSHING LEADER:
* Eric Dickerson, 314 att., 1,311 yds., 4.2 avg., 7 TDs.

1989 PASSING LEADER:
* Jack Trudeau, 190 of 362, 52.5%, 2,317 yds., 15 TDs, 13 ints., 71.3 rating.

1989 RECEIVING LEADER:
* Bill Brooks, 63 for 919 yds., 14.6 avg., 4 TDs.

1989 INTERCEPTION LEADER:
* Keith Taylor, 7.

1989 SACK LEADER:
* Jon Hand, 10.

SERIES RESULTS:
New England 22, Indianapolis 17
Last Meetings: 1989 - New England 23, at Indianapolis 20, (OT)
at New England 22, Indianapolis 16



1990 OPPONENTS

KANSAS CITY CHIEFS

Sunday, December 2, Foxboro Stadium
Foxboro, Massachusetts, 1:00 p.m.

ADDRESS:

- * One Arrowhead Drive
Kansas City, Missouri 64129

TELEPHONE:

- * (816) 924-9300

STADIUM (CAPACITY):

- * Arrowhead Stadium (78,067)

TEAM COLORS:

- * Red, Gold, and White

HEAD COACH (CAREER RECORD):

- * Marty Shottenheimer (2nd Season, 8-7-1)
(5 Years, Cleveland, 44-27-0; post-season, 2-4)

MEDIA RELATIONS:

- * Bob Moore (Director of Public Relations), Jim Carr (Assistant Director)

1989 RECORD (FINISH):

- * 8-7-1 (2nd, AFC West)

1989 SCORING LEADER:

- * Nick Lowery, 106 points.

1989 RUSHING LEADER:

- * Christian Okoye, 370 att., 1,480 yds., 4.0 avg., 12 TDs.

1989 PASSING LEADER:

- * Steve DeBerg, 196 of 324, 60.5%, 2,529 yds., 11 TDs, 16 ints., 75.8 rating.

1989 RECEIVING LEADER:

- * Stephone Paige, 44 for 759 yds., 17.3 avg., 2 TDs.

1989 INTERCEPTION LEADERS:

- * Albert Lewis and Kevin Ross, 4.

1989 SACK LEADER:

- * Derrick Thomas, 10.

SERIES RESULTS:

- * Kansas City 11, New England 7 (3 Ties)
Last Meeting: 1981 - at New England 33, Kansas City 17

MIAMI DOLPHINS

Sunday, September 9, Foxboro Stadium
Foxboro, Massachusetts, 4:00 p.m.

Thursday, October 18, Joe Robbie Stadium
Miami, Florida, 8:00 p.m.

ADDRESS:

- * Joe Robbie Stadium
2269 N.W. 199th Street
Miami, Florida 33056

TELEPHONE:

- * (305) 620-5000
(305) 625-6491

STADIUM (CAPACITY):

- * Joe Robbie Stadium (73,000)

TEAM COLORS:

- * Aqua, Coral, and White

HEAD COACH (CAREER RECORD):

- * Don Shula (21st Season, 198-96-2; post-season, 14-10)
(7 Years, Baltimore, 71-23-4; post-season, 2-3)

MEDIA RELATIONS:

- * Harvey Greene (Director of Media Relations), Scott Stone (Media Assistant)

1989 RECORD (FINISH):

- * 8-8 (T-2nd, AFC East)

1989 SCORING LEADER:

- * Pete Stoyanovich, 95 points.

1989 RUSHING LEADER:

- * Sammie Smith, 200 att., 659 yds., 3.3 avg., 6 TDs.

1989 PASSING LEADER:

- * Dan Marino, 308 of 550, 56.0%, 3,997 yds., 24 TDs, 22 ints., 76.9 rating.

1989 RECEIVING LEADER:

- * Mark Clayton, 64 for 1,011 yds., 15.8 avg., 9 TDs.

1989 INTERCEPTION LEADER:

- * Louis Oliver, 4.

1989 SACK LEADER:

- * Jeff Cross, 10.

SERIES RESULTS:

- * Miami 27, New England 21
Last Meeting: 1989 - Miami 24, at New England 10
at Miami 31, New England 10



1990 OPPONENTS

NEW YORK GIANTS

Sunday, December 30, Foxboro Stadium
Foxboro, Massachusetts, 1:00 p.m.

ADDRESS:

* Giants Stadium
East Rutherford, New Jersey 07073

TELEPHONE:

* (201) 935-8111

STADIUM (CAPACITY):

* Giants Stadium (76,891)

TEAM COLORS:

* Blue, Red, and White

HEAD COACH (CAREER RECORD):

* Bill Parcells (8th Season, 64-46-1; post-season, 5-3)

MEDIA RELATIONS:

* Ed Croke (Director of Media Services), Tom Power (Director of Promotions)

1989 RECORD (FINISH):

* 12-4 (1st, NFC East)

1989 SCORING LEADER:

* Ottis Anderson, 84 points.

1989 RUSHING LEADER:

* Ottis Anderson, 325 att., 1,023 yds., 3.1 avg., 14 TDs.

1989 PASSING LEADER:

* Phil Simms, 228 of 405, 56.3%, 3,061 yds., 14 TDs, 14 ints., 77.6 rating.

1989 RECEIVING LEADER:

* Odessa Turner, 38 for 467 yds., 12.3 avg., 4 TDs.

1989 INTERCEPTION LEADER:

* Terry Kinard, 5.

1989 SACK LEADER:

* Lawrence Taylor, 15.

SERIES RESULTS:

* New York 2, New England 1

Last Meeting: 1987 - at New York 17, New England 10

NEW YORK JETS

Sunday, September 30, Foxboro Stadium
Foxboro, Massachusetts, 4:00 p.m.

Sunday, December 23, Giants Stadium
East Rutherford, New Jersey, 1:00 p.m.

ADDRESS:

* 598 Madison Avenue
New York, New York 10022
* Practice Facility
1000 Fulton Avenue
Hempstead, NY 11550

TELEPHONE:

* (212) 421-6600
* (516) 538-6600 (practice facility)

STADIUM (CAPACITY):

* Giants Stadium (76,891)

TEAM COLORS:

* Kelly Green and White

HEAD COACH (CAREER RECORD):

* Bruce Coslet (1st Season)

MEDIA RELATIONS:

* Frank Ramos (Director of Public Relations), Ron Cohen (Dir. of Promotions)

1989 RECORD (FINISH):

* 4-12 (5th, AFC East)

1989 SCORING LEADER:

* Pat Leahy, 71 points.

1989 RUSHING LEADER:

* Johnny Hector, 177 att., 702 yds., 4.0 avg., 3 TDs.

1989 PASSING LEADER:

* Pat O'Brien, 288 of 477, 60.4%, 3,346 yds., 12 TDs, 18 ints., 74.3 rating.

1989 RECEIVING LEADER:

* Al Toon, 63 for 693 yds., 11.0 avg., 2 TDs.

1989 INTERCEPTION LEADER:

* Erik McMillan, 6.

1989 SACK LEADER:

* Dennis Byrd, 7.

SERIES RESULTS:

* New York 32, New England 27 (1 Tie)

Last Meetings: 1989 -

New England 27, at New York 24

New York 27, at New England 26



1990 OPPONENTS

PHILADELPHIA EAGLES

Sunday, November 4, Veterans Stadium
Philadelphia, Pennsylvania, 1:00 p.m.

ADDRESS:

- * Broad Street and Pattison Avenue
Philadelphia, Pennsylvania 19148

TELEPHONE:

- * (215) 463-2500

STADIUM (CAPACITY):

- * Veterans Stadium (65,356)

TEAM COLORS:

- * Kelly Green, Silver, and White

HEAD COACH (CAREER RECORD):

- * Buddy Ryan (5th Season, 33-29-2; post-season, 0-2)

MEDIA RELATIONS:

- * Ron Howard (Director of Public Relations), Rich Burg (Assistant Director)

1989 RECORD (FINISH):

- * 11-5 (2nd, NFC East)

1989 SCORING LEADER:

- * Cris Carter, 66 points.

1989 RUSHING LEADER:

- * Randall Cunningham, 104 att., 621 yds., 6.0 avg., 4 TDs.

1989 PASSING LEADER:

- * Randall Cunningham, 290 of 532, 54.5%, 3,400 yds., 21 TDs, 15 ints., 75.5 rating.

1989 RECEIVING LEADER:

- * Keith Byars, 68 for 721 yds., 10.6 avg., 0 TDs.

1989 INTERCEPTION LEADER:

- * Eric Allen, 8.

1989 SACK LEADER:

- * Clyde Simmons, 15.5.

SERIES RESULTS:

- * Philadelphia 4, New England 2

Last Meeting: 1987 - Philadelphia 34, at New England 31 (OT)

PHOENIX CARDINALS

Sunday, November 25, Sun Devil Stadium
Tempe, Arizona, 2:00 p.m. (Mountain Time)

ADDRESS:

- * P.O. Box 888
Phoenix, Arizona 85001-0888

TELEPHONE:

- * (602) 967-1010

STADIUM (CAPACITY):

- * Sun Devil Stadium (72,000)

TEAM COLORS:

- * Cardinal Red, Black, and White

HEAD COACH (CAREER RECORD):

- * Joe Bugel (1st Season)

MEDIA RELATIONS:

- * Paul Jensen (Director of Public Relations), Greg Gladysiewski (Media Coordinator)

1989 RECORD (FINISH):

- * 5-11 (4th, AFC East)

1989 SCORING LEADER:

- * Al Del Greco, 82 points.

1989 RUSHING LEADER:

- * Earl Ferrell, 149 att., 502 yds., 3.4 avg., 6 TDs.

1989 PASSING LEADER:

- * Gary Hogeboom, 204 of 364, 56.0%, 2,591 yds., 14 TDs, 19 ints., 69.5 rating.

1989 RECEIVING LEADER:

- * J.T. Smith, 62 for 778 yds., 12.5 avg., 5 TDs.

1989 INTERCEPTION LEADER:

- * Tim McDonald, 7.

1989 SACK LEADER:

- * Ken Harvey, 7.

SERIES RESULTS:

- * Cardinals 4, New England 1

Last Meeting: 1984 - St. Louis 33, at New England 10



1990 OPPONENTS

PITTSBURGH STEELERS

Thursday, August 9, Olympic Stadium
Montreal, Quebec (CANADA), 7:30 p.m. (Preseason)

Sunday, December 9, Three Rivers Stadium
Pittsburgh, Pennsylvania, 1:00 p.m.

ADDRESS: Three Rivers Stadium
300 Stadium Circle
Pittsburgh, Pennsylvania 15212

TELEPHONE:
* (412) 323-1200

STADIUM (CAPACITY): Three Rivers Stadium (59,000)

TEAM COLORS:
* Black and Gold

HEAD COACH (CAREER RECORD):
* Chuck Noll (22nd Season, 177-132-1; post-season, 16-8)

MEDIA RELATIONS:
* Dan Edwards (Director of Public Relations), Pat Hanlon (Community Relations Coordinator)

1989 RECORD (FINISH):
* 9-7 (T-2nd, AFC Central)

1989 SCORING LEADER:
* Gary Anderson, 92 points.

1989 RUSHING LEADER:
* Tim Worley, 195 att., 770 yds., 3.9 avg., 5 TDs.

1989 PASSING LEADER:
* Bobby Brister, 187 of 342, 54.7%, 2,365 yds., 9 TDs, 10 ints., 73.1 rating

1989 RECEIVING LEADER:
* Louis Lipps, 50 for 944 yds., 18.9 avg., 5 TDs.

1989 INTERCEPTION LEADER:
* Dwayne Woodruff, 4.

1989 SACK LEADER:
* Greg Lloyd, 7.

SERIES RESULTS:
* Pittsburgh 6, New England 2
Last Meeting: 1989 - at Pittsburgh 28, New England 10

SEATTLE SEAHAWKS

Sunday, October 7, Foxboro Stadium
Foxboro, Massachusetts, 1:00 p.m.

ADDRESS: 11220 N.E. 53rd Street
Kirkland, Washington 98033

TELEPHONE:
* (206) 827-9777

STADIUM (CAPACITY): Kingdome (64,984)

TEAM COLORS:
* Blue, Green, and Silver

HEAD COACH (CAREER RECORD):
* Chuck Knox (8th Season, 64-47; post-season, 3-4)
(5 Years, Buffalo, 37-36; post-season, 1-2)
(5 Years, LA Rams, 54-15-1; post-season, 3-5)

MEDIA RELATIONS:
* Gary Wright (Vice-President/Public Relations), Dave Neubert (Assistant Public Relations Director)

1989 RECORD (FINISH):
* 7-9 (4th, AFC West)

1989 SCORING LEADER:
* Norm Johnson, 72 points.

1989 RUSHING LEADER:
* Curt Warner, 194 att., 631 yds., 3.3 avg., 3 TDs.

1989 PASSING LEADER:
* Dave Krieg, 286 of 499, 57.3%, 3309 yds., 21 TDs, 20 ints., 74.8 rating.

1989 RECEIVING LEADER:
* Brian Blades, 77 for 1,063 yds., 13.8 avg., 5 TDs.

1989 INTERCEPTION LEADER:
* Eugene Robinson, 5.

1989 SACK LEADER:
* Rufus Porter, 10.5.

SERIES RESULTS:
New England 6, Seattle 3
Last Meeting: 1989 - Seattle 24, at New England 3



1990 OPPONENTS

TAMPA BAY BUCCANEERS

Saturday, August 18, Gator Bowl
Jacksonville, Florida, 8:00 p.m. (Preseason)

ADDRESS:

* One Buccaneer Place
Tampa, Florida 33607

TELEPHONE:

* (813) 870-2700

STADIUM (CAPACITY):

* Tampa Stadium (74,315)

TEAM COLORS:

* Florida Orange, White, and Red

HEAD COACH (CAREER RECORD):

* Ray Perkins (4th Season, 14-33)
(4 Years, New York Giants, 23-34; post-season, 1-1)

MEDIA RELATIONS:

* Rick Odioso (Director of Public Relations), Cheryl Harden (Assistant Director of Public Relations)

1989 RECORD (FINISH):

* 5-11 (5th, NFC Central)

1989 SCORING LEADER:

* Donald Igwebuike, 99 points.

1989 RUSHING LEADER:

* Lars Tate, 167 att., 589 yds., 3.5 avg., 8 TDs.

1989 PASSING LEADER:

* Vinny Testaverde, 258 of 480, 53.8%, 3,133 yds., 20 TDs, 22 ints., 68.9 rating.

1989 RECEIVING LEADER:

* Mark Carrier, 86 for 1,422 yds., 16.5 avg., 9 TDs.

1989 INTERCEPTION LEADERS:

* Harry Hamilton and Mark Robinson, 6.

1989 SACK LEADER:

* Kevin Murphy, 6.

SERIES RESULTS:

* New England 3, Tampa Bay 0
Last Meeting: 1988 - at New England 10, Tampa Bay 7 (OT)

WASHINGTON REDSKINS

Saturday, December 15, Foxboro Stadium
Foxboro, Massachusetts, 4:00 p.m.

ADDRESS:

* Redskin Park
P.O. Box 17247
Dulles International Airport
Washington, D.C. 20041

TELEPHONE:

* (703) 471-9100

STADIUM (CAPACITY):

* Robert F. Kennedy Stadium (55,671)

TEAM COLORS:

* Burgundy and Gold

HEAD COACH (CAREER RECORD):

* Joe Gibbs (10th Season, 91-45; post-season, 11-3)

MEDIA RELATIONS:

* Charlie Dayton (Vice-President of Communications), Mike McCall (Director of Media Relations)

1989 RECORD (FINISH):

* 10-6 (3rd, AFC East)

1989 SCORING LEADER:

* Chip Lohmiller, 128 points.

1989 RUSHING LEADER:

* Gerald Riggs, 201 att., 834 yds., 4.1 avg., 4 TDs.

1989 PASSING LEADER:

* Mark Rypien, 280 of 476, 58.8%, 3,768 yds., 22 TDs, 13 ints., 88.1 rating.

1989 RECEIVING LEADER:

* Art Monk, 86 for 1,1186 yds., 13.8 avg., 8 TDs.

1989 INTERCEPTION LEADERS:

* A.J. Johnson, Alvin Walton and Brian Davis, 4.

1989 SACK LEADER:

* Charles Mann, 10.

SERIES RESULTS:

* Washington 3, New England 1
Last Meeting: 1984- Washington 26, at New England 10



1989 Season Results

1989 Staff:

HEAD COACH: Raymond Berry

ASSISTANTS: Don Blackmon (Assistant Linebackers), Jimmy Carr (Defensive Backfield), Bobby Grier (Offensive Backfield), Ray Hamilton (Assistant Defensive Line), Harold Jackson (Receivers), Eddie Khayat (Defensive Line), Guy Morriss (Offensive Line), John Polonchek (Special Assistant to Head Coach), Keith Rowen (Special Teams/Tight Ends), Don Shinnick (Linebackers), Jerry Simmons (Strength/Conditioning), Richard Wood (Quarterbacks).

Preseason Results

Date	Opponent	Site	Score	W/L	Att.
8-12 (Sa)	New York Giants	Sullivan Stadium	17-20	L	32,398
8-19 (Sa)	Seattle Seahawks	Busch Stadium*	17-12	W	48,746
8-26 (Sa)	Atlanta Falcons	Fulton Co. Stadium	23- 7	W	21,118
9- 1 (Fr)	Green Bay Packers	Sullivan Stadium	0-16	L	26,549

OVERALL PRESEASON RECORD: 2-2 (Home: 1-1; Away: 1-1)

*Played in St. Louis, Missouri

Regular Season Results

Date	Opponent	Site	Score	W/L	Att.
9-10 (Su)	New York Jets	Giants Stadium	27-24	W	64,541
9-17 (Su)	Miami Dolphins	Sullivan Stadium	10-24	L	57,043
9-24 (Su)	Seattle Seahawks	Sullivan Stadium	3-24	L	48,025
10- 1 (Su)	Buffalo Bills	Rich Stadium	10-31	L	78,921
10- 8 (Su)	Houston Oilers	Sullivan Stadium	23-13	W	59,828
10-15 (Su)	Atlanta Falcons	Fulton Co. Stadium	15-16	L	39,697
10-22 (Su)	San Francisco 49ers	Stanford Stadium*	20-37	L	70,000
10-29 (Su)	Indianapolis Colts	Hoosier Dome	23-20(ot)	W	59,356
11- 5 (Su)	New York Jets	Sullivan Stadium	26-27	L	53,366
11-12 (Su)	New Orleans Saints	Sullivan Stadium	24-28	L	47,680
11-19 (Su)	Buffalo Bills	Sullivan Stadium	33-24	W	49,663
11-26 (Su)	Los Angeles Raiders	Memorial Coliseum	21-24	L	38,747
12- 2 (Su)	Indianapolis Colts	Sullivan Stadium	22-16	W	32,234
12-10 (Su)	Miami Dolphins	Joe Robbie Stad.	10-31	L	55,913
12-17 (Su)	Pittsburgh Steelers	Three Rivers Stad.	10-28	L	26,594
12-24 (Su)	Los Angeles Rams	Sullivan Stadium	20-24	L	27,940

OVERALL REGULAR SEASON RECORD: 5-11 (4th in AFC East)

Home: 3-5 / Away: 2-6 / AFC East: 4-4 / AFC Central: 1-1 / AFC West: 0-2 / NFC West: 0-4

* Played in Palo Alto, California, due to October 17th earthquake in San Francisco.

Attendance Summary

	Distributed	Unused	Actual	Act.Avg
Preseason Total (4)	148,189	19,378	128,811	32,203
Regular Season Total (16)	883,503	73,950	809,553	50,597
All Games (20)*	1,031,692	93,328	938,364	46,918
Home Regular Season (8)	388,522	12,743	375,779	46,972
Home Preseason (2)	64,204	5,257	58,947	29,474
Away Regular Season (8)	494,981	61,207	433,774	54,221
Away Preseason (2)	83,985	14,121	69,864	34,932
Home Total (10)	452,726	18,000	434,726	43,473
Away Total (10)	578,966	75,328	503,638	50,364

*Figures reflect an estimate of 70,000 for game played in Palo Alto, California. Game was moved from San Francisco because of October 17th earthquake.



1989 GAME-BY-GAME REVIEW

NEW ENGLAND 27, NEW YORK JETS 24
 September 10, 1989
 Giants Stadium (E. Rutherford, N.J.)
 Game #1

NEW ENGLAND PATRIOTS	7	14	0	6	-	27
NEW YORK JETS	0	0	17	7	-	24

ELAPSED			
TEAM	QTR	TIME	PLAY
NE	1	10:49	Fryar 20 pass from Eason (Davis kick) - 16/93
NE	2	1:05	Morgan 30 pass from Eason (Davis kick) - 7/81
NE	2	9:27	Stephens 1 run (Davis kick) - 9/54
NYJ	3	3:37	Vick 1 pass from O'Brien (Leahy kick) - 1/1
NYJ	3	8:47	Leahy 40 FG - 7/45
NYJ	3	13:34	Prokop 17 run (Leahy kick) - 5/71
NYJ	4	7:32	Townsell 49 pass from O'Brien (Leahy kick) - 6/83
NE	4	13:05	Dupard 4 run (Davis kick failed) - 3/38

NE Rushing: Stephens 28-89, Dupard 7-24, Perryman 7-24, Allen 4-19, Eason 2-(-2). Total: 48-154.

NYJ Rushing: McNeil 9-17, Prokop 1-17, Vick 4-9, O'Brien 2-6. Total: 16-49.

NE Passing: Eason 23-15-273, 2 TDs, 2 Int. Total: 23-15-273, 2 TDs, 2 Int.

NYJ Passing: O'Brien 31-18-261, 2 TDs, 1 Int. Total: 31-18-261, 2 TDs, 1 Int.

NE Receiving: Jones 8-148, Morgan 4-74, Fryar 2-48, Dykes 1-3. Total: 15-273.

NYJ Receiving: McNeil 6-65, Townsell 5-97, Shuler 4-38, Harper 2-60, Vick 1-1. Total: 18-261.

TEAM STATS	NE	NYJ
First Downs	26	14
3rd Down Efficiency	6/12	0/9
Total Net Yards	427	304
Net Yards Rushing	154	49
Net Yards Passing	273	255
Punts (Number/Avg.)	3/25.0	6/38.3
Penalties/Yards	2/17	4/35
Fumbles/Lost	2/1	1/0
Time of Possession	37:11	22:49
Actual Attendance: 64,541		
Tickets Distributed: 76,891		

MIAMI 24, NEW ENGLAND 10
 September 17, 1989
 Sullivan Stadium
 Game #2

MIAMI DOLPHINS	17	7	0	0	-	24
NEW ENGLAND PATRIOTS	0	0	3	7	-	10

ELAPSED			
TEAM	QTR	TIME	PLAY
MIA	1	3:29	Clayton 15 pass from Marino (Stoyanovich kick) - 8/71
MIA	1	7:15	Jensen 16 pass from Marino (Stoyanovich kick) - 3/20
MIA	1	10:56	Stoyanovich 31 FG - 5/15
MIA	2	7:15	Jensen 10 pass from Marino (Stoyanovich kick) - 9/65
NE	3	3:49	Davis 28 FG - 9/55
NE	4	15:00	Dykes 10 pass from Eason (Davis kick) - 7/80

NE Rushing: Stephens 9-31, Perryman 3-8, Dupard 1-4. Total: 13-43.

MIA Rushing: Smith 7-40, Logan 8-31, Stradford 7-28, Brown 3-4, Hampton 3-3, Marino 2-(-3). Total: 30-103.

NE Passing: Eason 49-25-341, 1 TD, 1 Int., Feagles 2-0-0, 0 TDs, 0 Int. Total: 51-25-341, 1 TD, 1 Int.

MIA Passing: Marino 28-17-226, 3 TDs, 3 Int. Total: 28-17-226, 3 TDs, 3 Int.

NE Receiving: Sievers 9-70, Morgan 6-88, Dupard 4-64, Fryar 3-80, Jones 2-29, Dykes 1-10. Total: 25-341.

MIA Receiving: Clayton 6-79, Edmunds 3-57, Jensen 3-34, Duper 2-27, A. Brown 1-15, T. Brown 1-10, Hampton 1-4. Total: 17-226.



1989 GAME-BY-GAME REVIEW

TEAM STATS	MIA	NE
First Downs	18	19
3rd Down Efficiency	9/15	4/14
Total Net Yards	329	325
Net Yards Rushing	103	43
Net Yards Passing	226	282
Punts (Number/Avg.)	3/46.7	3/37.3
Penalties/Yards	7/63	4/47
Fumbles/Lost	1/1	1/0
Time of Possession	33:03	26:57
Actual Attendance: 57,043		
Tickets Distributed: 58,089		

SEATTLE 24, NEW ENGLAND 3

September 24, 1989

Sullivan Stadium

Game #3

SEATTLE SEAHAWKS	0	21	3	0	24
NEW ENGLAND PATRIOTS	3	0	0	0	3

ELAPSED

TEAM	QTR	TIME	PLAY
NE	1	11:24	Davis 35 FG - 13/51
SEA	2	6:45	Clark 27 pass from Krieg (Johnson kick) - 4/55
SEA	2	13:17	Skansi 19 pass from Krieg (Johnson kick) - 10/58
SEA	2	14:25	Williams 10 pass from Krieg (Johnson kick) - 4/34
SEA	3	6:57	Johnson 23 FG - 10/57

NE Rushing: Perryman 11-46, Dupard 8-26, Tatupu 4-19. Total: 23-91.

SEA Rushing: Warner 16-65, Williams 17-64, Krieg 4-28. Total: 37-157.

NE Passing: Eason 33-17-147, 0 TDs, 1 Int. Total: 33-17-147, 0 TDs, 1 Int.

SEA Passing: Krieg 24-14-177, 3 TDs, 0 Int. Total: 24-14-177, 3 TDs, 0 Int.

NE Receiving: Perryman 5-44, Sievers 4-43, Jones 2-22, Martin 2-16, Dawson 2-13, Cook 2-9. Total: 17-147.

SEA Receiving: Williams 5-71, Clark 3-51, Warner 2-7, Skansi 1-19, Blades 1-14, Kane 1-12, Tyler 1-3. Total: 14-177.

TEAM STATS	SEA	NE
First Downs	20	13
3rd Down Efficiency	6/13	2/12
Total Net Yards	316	219
Net Yards Rushing	157	91
Net Yards Passing	159	128
Punts (Number/Avg.)	6/42.3	4/41.0
Penalties/Yards	5/49	2/10
Fumbles/Lost	1/0	3/2
Time of Possession	33:07	26:53
Actual Attendance: 48,025		
Tickets Distributed: 48,228		

BUFFALO 31, NEW ENGLAND 10

October 1, 1989

Rich Stadium (Orchard Park, N.Y.)

Game #4

NEW ENGLAND PATRIOTS	3	0	7	0	10
BUFFALO BILLS	7	17	0	7	31

ELAPSED

TEAM	QTR	TIME	PLAY
NE	1	10:26	Davis 35 FG - 7/24
BUF	1	14:29	Thomas 4 run (Norwood kick) - 7/72
BUF	2	6:40	McKellar 39 pass from Kelly (Norwood kick) - 1/82
BUF	2	10:08	Metzelaars 8 pass from Kelly (Norwood kick) - 6/61
NE	3	13:14	Jones 20 pass from Flutie (Davis kick) - 12/80
BUF	4	:10	Thomas 74 pass from Kelly (Norwood kick) - 3/75



1989 GAME-BY-GAME REVIEW

NE Rushing: Perryman 15-68, Flutie 7-43, Dupard 7-11, Allen 1-2.

Total: 30-124.

BUF Rushing: Thomas 21-105, K. Davis 3-7, Harmon 2-2, Muelle 1-2, Kelly 4-(-1). Total: 31-115.

NE Passing: Flutie 41-15-176, 1 TD, 1 Int. Total: 41-15-176, 1 TD, 1 Int.

BUF Passing: Kelly 17-12-278, 3 TDs, 0 Int. Total: 17-12-278, 3 TDs, 0 Int.

NE Receiving: Jones 4-48, Dawson 3-28, Morgan 2-27, Perryman 2-13, Dykes 1-29, Martin 1-19, Sievers 1-9, Dupard 1-3. Total: 15-176.

BUF Receiving: Reed 4-114, Thomas 4-99, Metzelaars 3-26, McKellar 1-39. Total: 12-278.

TEAM STATS	NE	BUF
First Downs	17	16
3rd Down Efficiency	4/16	2/11
Total Net Yards	279	371
Net Yards Rushing	124	115
Net Yards Passing	155	256
Punts (Number/Avg.)	6/41.2	6/44.2
Penalties/Yards	5/68	7/55
Fumbles/Lost	0/0	2/1
Time of Possession	33:24	26:36
Actual Attendance:	78,921	
Tickets Distributed:	80,376	

NEW ENGLAND 23, HOUSTON 13
 October 8, 1989
 Sullivan Stadium
 Game #5

HOUSTON OILERS	0	3	0	10	-	13
NEW ENGLAND PATRIOTS	10	0	10	3	-	23

ELAPSED			
TEAM	QTR	TIME	PLAY
NE	1	11:18	Davis 30 FG - 13/68
NE	1	13:52	Allen 1 run (Davis kick) - 6/28
HOU	2	15:00	T. Zendejas 46 FG - 9/44
NE	3	3:13	Davis 34 FG - 7/63
NE	3	9:02	Stephens 11 run (Davis kick) - 1/11
HOU	4	2:36	T. Zendejas 22 FG - 13/66
NE	4	8:11	Davis 43 FG - 9/38
HOU	4	9:49	Hill 20 pass from Moon (T. Zendejas kick) - 6/80

NE Rushing: Stephens 21-59, Perryman 10-31, Allen 6-30, Flutie 6-24. Total: 43-144.

HOU Rushing: Pinkett 6-28, Moon 4-28, White 7-22, Highsmith 6-16, Gr. Montgomery 1-11. Total: 24-105.

NE Passing: Flutie 18-9-145, 0 TDs, 0 Int. Total: 18-9-145, 0 TDs, 0 Int.

HOU Passing: Moon 29-14-227, 1 TD, 2 Int. Total: 29-14-227, 1 TD, 2 Int.

NE Receiving: Fryar 3-42, Sievers 1-36, Martin 1-16, Perryman 1-16, Stephens 1-15, Jones 1-13, Morgan 1-7. Total: 9-145.

HOU Receiving: Givins 5-128, Hill 4-49, Jeffires 3-19, Duncan 1-18, Highsmith 1-13. Total: 14-227.

TEAM STATS	HOU	NE
First Downs	14	19
3rd Down Efficiency	3/11	8/16
Total Net Yards	307	282
Net Yards Rushing	105	144
Net Yards Passing	202	138
Punts (Number/Avg.)	5/44.6	3/32.0
Penalties/Yards	10/102	4/30
Fumbles/Lost	2/2	1/1
Time of Possession	24:49	35:11
Actual Attendance:	59,828	
Tickets Distributed:	60,275	



1989 GAME-BY-GAME REVIEW

ATLANTA 16, NEW ENGLAND 15
 October 15, 1989
 Fulton County Stadium (Atlanta, Ga.)
 Game #6

NEW ENGLAND PATRIOTS	6	9	0	0	-	15
ATLANTA FALCONS	3	10	0	3	-	16

ELAPSED						
TEAM	QTR	TIME	PLAY			
NE	1	3:43	Davis 52 FG - 10/35			
ATL	1	7:14	McFadden 30 FG - 8/62			
NE	1	13:40	Davis 32 FG - 7/11			
NE	2	3:01	Davis 32 FG - 7/52			
ATL	2	9:31	McFadden 30 FG - 7/36			
NE	2	12:25	Jones 15 pass from Flutie (Davis kick failed) - 8/66			
ATL	2	13:55	Jones 1 run (McFadden kick) - 5/30			
ATL	4	14:51	McFadden 22 FG - 11/67			

NE Rushing: Stephens 19-64, Perryman 10-20, Flutie 2-11, Dupard 2-(-2). Total: 33-93.

ATL Rushing: Lang 9-48, Flowers 8-18, Jones 4-6. Total: 21-72.

NE Passing: Flutie 30-12-172, 1 TD, 3 Int. Total: 30-12-172, 1 TD, 3 Int.

ATL Passing: Miller 34-19-265, 0 TDs, 1 Int. Total: 34-19-265, 0 TDs, 1 Int.

NE Receiving: Martin 3-60, Jones 3-53, Dykes 3-41, Morgan 1-16, Perryman 1-5, Stephens 1-(-3). Total: 12-172.

ATL Receiving: Lang 5-66, Jones 3-66, Heller 3-26, Dixon 3-24, Collins 2-30, Wilkins 1-36, Haynes 1-13, Beckman 1-4. Total: 19-265.

TEAM STATS	NE	ATL
First Downs	13	14
3rd Down Efficiency	6/16	2/13
Total Net Yards	241	312
Net Yards Rushing	93	72
Net Yards Passing	148	240
Punts (Number/Avg.)	6/43.8	7/49.1
Penalties/Yards	3/15	5/35
Fumbles/Lost	1/1	1/1
Time of Possession	32:34	27:26
Actual Attendance:	39,697	
Tickets Distributed:	44,588	

SAN FRANCISCO 37, NEW ENGLAND 20
 October 22, 1989
 Stanford Stadium (Palo Alto, Cal.)
 Game #7

NEW ENGLAND PATRIOTS	0	10	7	3	-	20
SAN FRANCISCO 49ERS	0	17	7	13	-	37

ELAPSED						
TEAM	QTR	TIME	PLAY			
NE	2	:09	Morgan 55 pass from Grogan (Davis kick) - 6/78			
SF	2	6:32	Rice 3 pass from Montana (Cofer kick) - 10/80			
SF	2	12:18	Cofer 23 FG - 8/49			
NE	2	13:59	Davis 49 FG - 7/43			
SF	2	15:00	Walls 1 pass from Young (Cofer kick) - 7/80			
NE	3	7:06	Morgan 19 pass from Grogan (Davis kick) - 5/72			
SF	3	9:53	Rice 50 pass from Young (Cofer kick) - 5/72			
NE	4	7:31	Davis 21 FG - 11/50			
SF	4	11:45	Taylor 43 pass from Young (Cofer kick) - 6/73			
SF	4	14:06	Craig 2 run (Cofer kick failed) - 5/28			

NE Rushing: Stephens 21-63, Perryman 5-24, Martin 1-7, Tatupu 1-0. Total: 28-94.

SF Rushing: Craig 22-66, Montana 3-40, Young 3-17, Rathman 2-12, Taylor 1-6. Total: 31-141.

NE Passing: Grogan 29-15-240, 2 TDs, 2 Int. Total: 29-15-240, 2 TDs, 2 Int.

SF Passing: Montana 22-16-178, 1 TD, 0 Int., Young 12-11-188, 3 TDs, 0 Int. Total: 34-27-366, 4 TDs, 0 Int.

NE Receiving: Fryar 5-102, Morgan 3-83, Jones 3-19, Dykes 1-19, Sievers 1-7, Stephens 1-7, Dupard 1-3. Total: 15-240.

SF Receiving: Rathman 11-103, Rice 6-112, Taylor 5-78, Craig 3-55, Jones 1-17, Walls 1-1. Total: 27-366.



1989 GAME-BY-GAME REVIEW

TEAM STATS	NE	SF
First Down	19	28
3rd Down Efficiency	7/14	9/13
Total Net Yards	325	494
Net Yards Rushing	94	141
Net Yards Passing	231	353
Punts (Number/Avg.)	1/35.0	1/43.0
Penalties/Yards	4/55	9/95
Fumbles/Lost	0/0	0/0
Time of Possession	26:18	33:42
Actual Attendance: 70,000 (estimated)		

NEW ENGLAND 23, INDIANAPOLIS 20 (OT)

October 29, 1989

Hoosier Dome (Indianapolis, Ind.)

Game #8

NEW ENGLAND PATRIOTS	3	0	7	10	3	-	23
INDIANAPOLIS COLTS	10	0	0	10	0	-	20

ELAPSED

TEAM	QTR	TIME	PLAY
NE	1	2:02	Davis 47 FG - 5/53
IND	1	6:39	Rison 22 pass from Trudeau (Biasucci kick) - 9/73
IND	1	14:00	Biasucci 32 FG - 8/51
NE	3	12:35	Jones 8 pass from Grogan (Davis kick) - 8/46
NE	4	2:35	Davis 48 FG - 6/16
IND	4	7:12	Boyer 7 pass from Trudeau (Biasucci kick) - 9/56
NE	4	12:38	Stephens 1 run (Davis kick) - 9/67
IND	4	4:09	Biasucci 39 FG - 8/28
NE	OT	9:57	Davis 51 FG - 11/54

NE Rushing: Stephens 23-68, Perryman 12-50, Grogan 3-6, Tatupu 1-(-4).

Total: 39-120.

IND Rushing: Dickerson 14-60, Bentley 6-39, Hunter 3-18, Trudeau 4-13.

Total: 27-130.

NE Passing: Grogan 46-28-355, 1 TD, 2 Int. Total: 46-28-355, 1 TD, 2 Int.

IND Passing: Trudeau 33-16-247, 2 TDs, 0 Int. Total: 33-16-247, 2 TDs, 0 Int.

NE Receiving: Sievers 7-113, Perryman 6-27, Jones 5-46, Martin 4-64,

Dykes 2-28, Stephens 2-18, Morgan 1-50, Tatupu 1-9. Total: 28-355.

IND Receiving: Rison 6-129, Bentley 4-28, Brooks 2-52, Verdin 2-26, Boyer 1-7, Beach 1-5. Total: 16-247.

TEAM STATS	NE	IND
First Downs	30	19
3rd Down Efficiency	5/14	2/10
Total Net Yards	448	357
Net Yards Rushing	120	130
Net Yards Passing	328	227
Punts (Number/Avg.)	5/45.8	6/43.5
Penalties/Yards	5/45	9/61
Fumbles/Lost	2/0	4/2
Time of Possession	43:05	26:52

Actual Attendance: 59,356

Tickets Distributed: 60,650



1989 GAME-BY-GAME REVIEW

NEW YORK JETS 27, NEW ENGLAND 26
 November 5, 1989
 Sullivan Stadium
 Game #9

NEW YORK JETS	7	7	3	10	-	27
NEW ENGLAND PATRIOTS	3	0	6	17	-	26

ELAPSED

TEAM	QTR	TIME	PLAY
NYJ	1	6:16	McNeil 19 run (Leahy kick) - 6/63
NE	1	9:38	Davis 47 FG - 8/42
NYJ	2	4:02	Townsell 35 pass from O'Brien (Leahy kick) - 5/77
NE	3	3:43	Stephens 35 run (Davis kick failed) - 6/72
NYJ	3	11:52	Leahy 18 FG - 15/79
NE	4	:07	Davis 26 FG - 9/59
NYJ	4	2:36	Burkett 29 pass from O'Brien (Leahy kick) - 5/81
NE	4	3:01	Jones 65 pass from Wilson (Davis kick) - 1/65
NE	4	13:57	Dykes 11 pass from Wilson (Davis kick) - 10/57
NYJ	4	15:00	Leahy 23 FG - 5/72

NE Rushing: Stephens 18-86, Perryman 9-37, Grogan 1-7, Wilson 1-5.
 Total: 29-135.

NYJ Rushing: Hector 21-72, McNeil 3-27, Vick 6-14, O'Brien 2-4, Lageman 1-(-5). Total: 33-112.

NE Passing: Grogan 26-13-160, 0 TDs, 1 Int., Wilson 18-12-177, 2 TDs, 0 Int.
 Total: 44-25-337, 2 TDs, 1 Int.

NYJ Passing: O'Brien 29-22-386, 2 TDs, 0 Int. Total: 29-22-386, 2 TDs, 0 Int.

NE Receiving: Sievers 7-50, Jones 6-127, Morgan 5-72, Perryman 2-23, Dawson 2-11, Martin 1-37, Dykes 1-11, Stephens 1-6. Total: 25-337.

NYJ Receiving: Neubert 5-66, Hector 4-32, Werner 3-61, Townsell 2-92, Dressel 2-47, Walker 2-25, Burkett 1-29, McNeil 1-16, Epps 1-11, Vick 1-7. Total: 22-386.

TEAM STATS	NYJ	NE
First Downs	19	27
3rd Down Efficiency	6/15	4/13
Total Net Yards	486	453
Net Yards Rushing	112	135
Net Yards Passing	374	318
Punts (Number/Avg.)	6/46.7	3/39.0
Penalties/Yards	9/81	5/24
Fumbles/Lost	0/0	2/0
Time of Possession	31:12	28:48

Actual Attendance: 53,366

Tickets Distributed: 53,809

NEW ORLEANS 28, NEW ENGLAND 24
 November 12, 1989
 Sullivan Stadium
 Game #10

NEW ORLEANS SAINTS	7	21	0	0	-	28
NEW ENGLAND PATRIOTS	0	10	0	14	-	24

ELAPSED

TEAM	QTR	TIME	PLAY
NO	1	13:17	Hilliard 3 run (Andersen kick) - 8/47
NO	2	1:25	Brenner 1 pass from Hebert (Andersen kick) - 4/27
NO	2	1:53	Maxie 26 interception return (Andersen kick)
NO	2	5:06	Hilliard 10 run (Andersen kick) - 6/28
NE	2	8:32	Perryman 1 run (Staurovsky kick) - 7/53
NE	2	14:52	Staurovsky 44 FG - 7/51
NE	4	11:43	Dykes 13 pass from Grogan (Staurovsky kick) - 8/60
NE	4	13:46	Perryman 3 run (Staurovsky kick) - 11/51



1989 GAME-BY-GAME REVIEW

NE Rushing: Perryman 9-40, Stephens 8-21, Martin 1-13, Grogan 2-5, Tatupu 3-3. Total: 23-82.
NO Rushing: Hilliard 28-106, Jordan 7-22, Hebert 4-1. Total: 39-129.
NE Passing: Grogan 59-27-283, 1 TD, 1 Int. Total: 59-27-283, 1 TD, 1 Int.
NO Passing: Hebert 16-9-101, 1 TD, 1 Int., Fourcade 1-0-0, 0 TD, 0 Int. Total: 17-9-101, 1 TD, 1 Int.
NE Receiving: Tatupu 8-34, Dykes 5-105, Morgan 5-69, Sievers 5-40, Perryman 3-18, Martin 1-17. Total: 27-283.
NO Receiving: E. Martin 3-25, Hill 2-18, Brenner 2-9, Scales 1-26, Hilliard 1-23. Total: 9-101.

TEAM STATS	NO	NE
First Downs	14	28
3rd Down Efficiency	4/13	7/18
Total Net Yards	211	354
Net Yards Rushing	129	82
Net Yards Passing	82	272
Punts (Number/Avg.)	6/37.3	4/27.5
Penalties/Yards	11/76	2/15
Fumbles/Lost	0/0	3/3
Time of Possession	32:20	27:40
Actual Attendance: 47,680		
Tickets Distributed: 47,960		

NEW ENGLAND 33, BUFFALO 24
 November 19, 1989
 Sullivan Stadium
 Game #11

BUFFALO BILLS	7	3	0	14	-	24
NEW ENGLAND PATRIOTS	0	6	7	20	-	33

ELAPSED

TEAM	QTR	TIME	PLAY
BUF	1	9:52	Thomas 3 run (Norwood kick) - 12/60
NE	2	4:28	Staurovsky 34 FG - 4/0
NE	2	7:56	Staurovsky 24 FG - 5/16
BUF	2	4:25	Norwood 31 FG - 11/59
NE	3	9:23	Egu 15 run (Staurovsky kick) - 11/75
BUF	4	:02	Kinnebrew 1 run (Norwood kick) - 3/53
BUF	4	6:14	Thomas 25 pass from Kelly (Norwood kick) - 5/39
NE	4	7:15	Dykes 14 pass from Grogan (Staurovsky kick) - 3/68
NE	4	11:54	Staurovsky 34 FG - 11/63
NE	4	12:11	Hurst 16 interception return (Staurovsky kick)
NE	4	14:47	Staurovsky 38 FG - 5/21

NE Rushing: Stephens 23-126, Perryman 13-48, Egu 2-18. Total: 38-192.
BUF Rushing: Thomas 22-73, Kinnebrew 5-10, Kelly 1-1. Total: 28-84.
NE Passing: Grogan 26-12-167, 1 TD, 3 Int. Total: 26-12-167, 1 TD, 3 Int.
BUF Passing: Kelly 41-21-356, 1 TD, 2 Int. Total: 41-21-356, 1 TD, 2 Int.
NE Receiving: Stephens 4-76, Dykes 3-53, Jones 3-25, Sievers 2-13. Total: 12-167.
BUF Receiving: Reed 6-107, Thomas 6-98, Beebe 4-49, Lofton 2-58, Harmon 1-22, McKellar 1-15, Metzelaars 1-7. Total: 21-356.



1989 GAME-BY-GAME REVIEW

TEAM STATS	BUF	NE
First Downs	24	20
3rd Down Efficiency	4/12	3/14
Total Net Yards	424	359
Net Yards Rushing	84	192
Net Yards Passing	340	167
Punts (Number/Avg.)	4/34.0	4/33.3
Penalties/Yards	8/89	6/33
Fumbles/Lost	4/4	3/1
Time of Possession	30:50	29:10
Actual Attendance: 49,663		
Tickets Distributed: 50,693		

LOS ANGELES RAIDERS 24, NEW ENGLAND 21
 November 26, 1989
 Los Angeles Coliseum (Los Angeles, Cal.)
 Game #12

NEW ENGLAND PATRIOTS	0	14	7	0	21
LOS ANGELES RAIDERS	7	7	7	3	24

ELAPSED

TEAM	QTR	TIME	PLAY
LAR	1	11:08	Alexander 12 pass from Beuerlein (Jaeger kick) - 10/76
NE	2	6:55	C. Jones 1 pass from Grogan (Staurovsky kick) - 11/87
NE	2	10:33	Fryar 49 pass from Grogan (Staurovsky kick) - 5/73
LAR	2	14:36	Fernandez 13 pass from Beuerlein (Jaeger kick) - 7/65
LAR	3	2:59	Smith 11 run (Jaeger kick) - 2/18
NE	3	8:08	Dykes 34 pass from Grogan (Staurovsky kick) - 1/34
LAR	4	9:03	Jaeger 32 FG - 13/53

NE Rushing: Perryman 8-20, Stephens 8-6, C. Jones 1-3, Egu 1-2, Grogan 1-(-1). Total: 19-30.

LAR Rushing: Jackson 20-64, Smith 11-49, Mueller 4-13, Beuerlein 2-6. Total: 37-132.

NE Passing: Grogan 29-13-179, 3 TDs, 3 Int., Flutie 1-0-0, 0 TDs, 0 Int., Tatupu 1-1-15, 0 TDs, 0 Int. Total: 31-14-194, 3 TDs, 3 Int.

LAR Passing: Beuerlein 25-15-169, 2 TDs, 0 Int. Total: 25-15-169, 2 TDs, 0 Int.

NE Receiving: Dykes 4-75, C. Jones 3-28, Stephens 3-22, Perryman 2-13, Fryar 1-49, Dawson 1-7. Total: 14-194.

LAR Receiving: Smith 4-33, Mueller 3-30, Alexander 2-40, Jackson 2-35, Fernandez 2-16, Dyal 2-15. Total: 15-169.

TEAM STATS	NE	LAR
First Downs	13	9
3rd Down Efficiency	6/12	6/15
Total Net Yards	224	268
Net Yards Rushing	30	132
Net Yards Passing	194	136
Punts (Number/Avg.)	6/38.2	7/38.0
Penalties/Yards	5/40	7/69
Fumbles/Lost	0/0	1/0
Time of Possession	24:42	35:18
Actual Attendance: 38,747		
Tickets Distributed: 41,349		



1989 GAME-BY-GAME REVIEW

NEW ENGLAND 22, INDIANAPOLIS 16
 December 3, 1989
 Sullivan Stadium
 Game #13

INDIANAPOLIS COLTS	0	3	7	6	-	16
NEW ENGLAND PATRIOTS	6	0	3	13	-	22

ELAPSED

TEAM	QTR	TIME	PLAY
NE	1	12:39	Staurovsky 44 FG - 10/53
NE	1	15:00	Staurovsky 37 FG - 4/5
IND	2	14:57	Biasucci 18 FG - 10/29
NE	3	9:26	Staurovsky 24 FG - 10/56
IND	3	14:58	Bentley 9 pass from Trudeau (Biasucci kick) - 3/70
NE	4	4:47	Staurovsky 50 FG - 6/27
NE	4	11:01	Staurovsky 23 FG - 9/33
IND	4	13:01	Dickerson 8 pass from Trudeau (Biasucci kick failed) - 8/80
NE	4	14:35	Stephens 10 run (Staurovsky kick) - 7/63

NE Rushing: Stephens 27-124, Perryman 9-32, Tatupu 1-20, Flutie 1-9, Wilson 2-4, Wonsley 1-(-2). Total: 41-187.

IND Rushing: Dickerson 24-80, Hunter 3-4, Trudeau 1-2, Bentley 1-2. Total: 29-88.

NE Passing: Wilson 31-17-255, 0 TDs, 1 Int., Flutie 1-0-0, 0 TDs, 0 Int. Total: 32-17-255, 0 TDs, 1 Int.

IND Passing: Trudeau 30-12-207, 2 TDs, 3 Int. Total: 30-12-207, 2 TDs, 3 Int.

NE Receiving: Dykes 6-114, Sievers 3-44, Perryman 3-10, Jones 2-43, Stephens 2-27, Fryar 1-17. Total: 17-255.

IND Receiving: Bentley 3-77, Dickerson 3-31, Verdin 2-41, Brooks 2-30, Rison 2-28. Total: 12-207.

TEAM STATS	IND	NE
First Downs	14	23
3rd Down Efficiency	2/13	4/15
Total Net Yards	295	426
Net Yards Rushing	88	187
Net Yards Passing	207	255
Punts (Number/Avg.)	6/46.5	2/20.0
Penalties/Yards	7/42	5/33
Fumbles/Lost	1/0	3/1
Time of Possession	24:16	35:44
Actual Attendance: 32,234		
Tickets Distributed: 33,027		

MIAMI 31, NEW ENGLAND 10
 December 10, 1989
 Joe Robbie Stadium (Miami, Fla.)
 Game #14

NEW ENGLAND PATRIOTS	3	0	7	0	-	10
MIAMI DOLPHINS	7	14	0	10	-	31

ELAPSED

TEAM	QTR	TIME	PLAY
MIA	1	7:37	Smith 1 run (Stoyanovich kick) - 13/80
NE	1	11:34	Staurovsky 36 FG - 11/55
MIA	2	8:52	Smith 7 run (Stoyanovich kick) - 7/38
MIA	2	14:50	Marino 1 run (Stoyanovich kick) - 10/60
NE	3	7:52	Stephens 1 run (Staurovsky kick) - 6/80
MIA	4	:59	Smith 2 run (Stoyanovich kick) - 7/88
MIA	4	3:02	Stoyanovich 23 FG - 4/9



1989 GAME-BY-GAME REVIEW

NE Rushing: Perryman 8-37, Stephens 10-20, Wilson 1-9. Total: 19-66.

MIA Rushing: Smith 21-62, Logan 16-45, Jensen 1-3, Marino 2-0, T. Brown 1-(-2). Total: 41-108.

NE Passing: Wilson 37-17-261, 0 TDs, 1 Int. Total: 37-17-261, 0 TDs, 1 Int.

MIA Passing: Marino 32-21-300, 0 TDs, 1 Int. Total: 32-21-300, 0 TDs, 1 Int.

NE Receiving: Sievers 6-117, Stephens 4-26, Dykes 3-69, Fryar 3-38, Perryman 1-11. Total: 17-261.

MIA Receiving: Banks 6-119, Clayton 6-102, Jensen 6-45, Logan 2-21, Edmunds 1-13. Total: 21-300.

TEAM STATS	NE	MIA
First Downs	17	24
3rd Down Efficiency	5/14	8/14
Total Net Yards	297	408
Net Yards Rushing	66	108
Net Yards Passing	231	300
Punts (Number/Avg.)	5/37.2	4/38.7
Penalties/Yards	5/38	5/43
Fumbles/Lost	2/1	1/0
Time of Possession	24:18	35:42
Actual Attendance: 55,918		
Tickets Distributed: 62,127		

PITTSBURGH 28, NEW ENGLAND 10

December 17, 1989

Three Rivers Stadium (Pittsburgh, Pa.)

Game #15

NEW ENGLAND PATRIOTS	3	0	0	7	10
PITTSBURGH STEELERS	7	7	7	7	28

ELAPSED

TEAM	QTR	TIME	PLAY
PIT	1	5:15	Worley 8 run (Anderson kick) - 5/77
NE	1	13:01	Staurovsky 20 FG - 15/67
PIT	2	2:41	Hoge 1 run (Anderson kick) - 5/44
PIT	3	10:24	Lipps 58 run (Anderson kick) - 1/58
PIT	4	9:34	Hoge 2 run (Anderson kick) - 7/57
NE	4	13:44	Jones 12 pass from Wilson (Staurovsky kick) - 8/45

NE Rushing: Perryman 16-58, Stephens 14-35, Wilson 3-24, Fryar 1-4, Wonsley 1-0. Total: 35-121.

PIT Rushing: Worley 19-104, Hoge 15-63, Lipps 1-58, Tyrrell 1-3, Strom 1-(-1), Brister 2-(-8). Total: 39-219.

NE Passing: Wilson 56-27-297, 1 TD, 2 Int. Total: 56-27-297, 1 TD, 2 Int.

PIT Passing: Brister 16-9-158, 0 TDs, 0 Int. Total: 16-9-158, 0 TDs, 0 Int.

NE Receiving: Dykes 10-130, Fryar 5-62, Sievers 5-41, Dawson 4-42, Jones 2-18, Cook 1-4. Total: 27-297.

PIT Receiving: Mularkey 2-40, Lipps 2-33, Hoge 2-29, Hill 1-33, Stock 1-27, Carter 1-(-4). Total: 9-158.

TEAM STATS	NE	PITT
First Downs	26	18
3rd Down Efficiency	11/22	6/12
Total Net Yards	403	347
Net Yards Rushing	121	219
Net Yards Passing	282	128
Punts (Number/Avg.)	5/41.8	5/34.4
Penalties/Yards	4/25	6/40
Fumbles/Lost	2/1	1/1
Time of Possession	35:38	24:22
Actual Attendance: 26,594		
Tickets Distributed: 59,000		



1989 GAME-BY-GAME REVIEW

LOS ANGELES RAMS 24, NEW ENGLAND 20

December 24, 1989

Sullivan Stadium

Game #16

LOS ANGELES RAMS	3	7	7	7	-	24
NEW ENGLAND PATRIOTS	0	3	7	10	-	20

ELAPSED

TEAM	QTR	TIME	PLAY
LA	1	9:25	Lansford 19 FG - 9/73
LA	2	14:20	Gray 27 interception return (Lansford kick)
NE	2	15:00	Staurovsky 44 FG - 5/36
LA	3	5:36	McGee 7 pass from Everett (Lansford kick) - 10/92
NE	3	8:21	Fryar 47 pass from Grogan (Staurovsky kick) - 6/74
NE	4	3:19	Stephens 4 run (Staurovsky kick) - 13/68
NE	4	9:32	Staurovsky 48 FG - 11/48
LA	4	13:05	Bell 3 run (Lansford kick) - 7/80

NE Rushing: Stephens 15-41, Perryman 5-19, Fryar 1-11, Grogan 2-2, Tatupu 1-0. Total: 24-73.

LA Rushing: Bell 26-210, Gary 3-10, McGee 1-7, Delpino 1-7, Everett 1-0. Total: 32-234.

NE Passing: Wilson 8-2-16, 0 TDs, 1 Int., Grogan 46-25-313, 1 TD, 2 Int. Total: 54-27-329, 1 TD, 3 Int.

LA Passing: Everett 29-13-181, 1 TD, 2 Int. Total: 29-13-181, 1 TD, 2 Int.

NE Receiving: Dykes 8-108, Fryar 6-99, Jones 4-51, Sievers 3-32, Perryman 3-15, Stephens 2-13, Tatupu 1-11. Total: 27-329.

LA Receiving: Ellard 4-111, Anderson 3-34, Delpino 3-21, McGee 1-7, Holohan 1-7, Johnson 1-1. Total: 13-181.

TEAM STATS

	LA	NE
First Downs	22	26
3rd Down Efficiency	3/10	10/18
Total Net Yards	415	394
Net Yards Rushing	234	73
Net Yards Passing	181	321
Punts (Number/Avg.)	3/47.0	4/36.8
Penalties/Yards	3/25	2/14
Fumbles/Lost	2/0	1/0
Time of Possession	27:40	32:20
Actual Attendance:	27,940	
Tickets Distributed:	36,441	



1989 OFFENSIVE STATISTICS

WON 5, LOST 11 (*OVERTIME)

Sept 10	W	27-24	at Jets	64,541
Sept 17	L	10-24	Miami	57,043
Sept 24	L	3-24	Seattle	48,025
Oct 1	L	10-31	at Buffalo	78,921
Oct 8	W	23-13	Houston	59,828
Oct 15	L	15-16	at Atlanta	39,697
Oct 22	L	20-37	at San Francisco	70,000
Oct 29	*W	23-20	at Indianapolis	59,356
Nov 5	L	26-27	Jets	53,366
Nov 12	L	24-28	New Orleans	47,680
Nov 19	W	33-24	Buffalo	49,663
Nov 26	L	21-24	at Raiders	38,747
Dec 3	W	22-16	Indianapolis	32,234
Dec 10	L	10-31	at Miami	55,918
Dec 17	L	10-28	at Pittsburgh	26,594
Dec 24	L	20-24	Rams	37,940

	<u>PATRIOTS</u>	<u>OPPONENTS</u>				
TOTAL FIRST DOWNS	335	297				
Rushing	114	110				
Passing	87	176				
Penalty	34	11				
3rd Down: Made/Att	92/240	72/199				
3rd Down Pct.	38.3	36.2				
4th Down: Made/Att	10/29	5/12				
4th Down Pct.	34.5	41.7				
POSSESSION AVG.	30:55	29:05				
TOTAL NET YARDS	5456	5644				
Avg. Per Game	341.0	352.8				
Total Plays	1129	975				
Avg. Per Play	4.8	5.8				
NET YARDS RUSHING	1749	1978				
Avg. Per Game	109.3	123.6				
Total Rushes	485	495				
NET YARDS PASSING	3707	3666				
Avg. Per Game	231.7	229.1				
Tackled/Yards Lost	34/265	31/239				
Gross Yards	3972	3905				
Att./Completions	610/302	449/259				
Completion Pct.	49.5	57.7				
Had Intercepted	27	16				
PUNTS/AVERAGE	64/ 37.4	81/ 42.1				
NET PUNTING AVG.	31.3	35.2				
PENALTIES/YARDS	63/ 509	111/ 954				
FUMBLES/BALL LOST	26/12	22/12				
TOUCHDOWNS	30	48				
Rushing	12	19				
Passing	17	27				
Returns	1	2				
SCORE BY PERIODS	1	2	3	4	OT	Total
PATRIOTS	47	66	71	110	3	297
OPPONENTS	82	144	58	107	0	391

RUSHING

<u>PLAYER</u>	<u>No.</u>	<u>Yds.</u>	<u>Avg.</u>	<u>Long</u>	<u>TD</u>
Stephens	244	833	3.4	135	7
Perryman	150	562	3.7	18	2
Flutie	16	87	5.4	22	0
Dupard	25	63	2.5	10	1
Allen	11	51	4.6	18	1
Wilson	7	42	6.0	11	0
Tatupu	11	38	3.5	20	0
Egu	3	20	6.7	115	1
Martin	2	20	10.0	13	0
Grogan	9	19	2.1	7	0
Fryar	2	15	7.5	11	0
C. Jones	1	3	3.0	3	0
Eason	2	-2	-1.0	0	0
Wonsley	2	-2	-1.0	0	0
PATRIOTS	485	1749	3.6	135	12
OPPONENTS	495	1978	4.0	158	19



1989 OFFENSIVE STATISTICS

RECEIVING

<u>PLAYER</u>	<u>No.</u>	<u>Yds.</u>	<u>Avg.</u>	<u>Long</u>	<u>TD</u>
Sievers	54	615	11.4	46	0
Dykes	49	795	16.2	42	5
C. Jones	48	670	14.0	t65	6
Fryar	29	537	18.5	52	3
Perryman	29	195	6.7	16	0
Morgan	28	486	17.4	t55	3
Stephens	21	207	9.9	37	0
Martin	13	229	17.6	37	0
Dawson	12	101	8.4	17	0
Tatupu	10	54	5.4	11	0
Dupard	6	70	11.7	45	0
Cook	3	13	4.3	5	0
PATRIOTS	302	3972	13.2	t65	17
OPPONENTS	259	3905	15.1	t74	27

PASSING

<u>PLAYER</u>	<u>Att</u>	<u>Cmp</u>	<u>Yds</u>	<u>Cmp%</u>	<u>Yds/Att</u>	<u>TD</u>	<u>TD%</u>	<u>Int</u>	<u>Int%</u>	<u>Long</u>	<u>Rate</u>
Grogan	261	133	1697	51.0	6.50	9	3.4%	14	5.4%	t55	60.8
Wilson	150	75	1006	50.0	6.71	3	2.0%	5	3.3%	t65	64.5
Eason	105	57	761	54.3	7.25	3	2.9%	4	3.8%	45	71.2
Flutie	91	36	493	39.6	5.42	2	2.2%	4	4.4%	36	46.6
Feagles	2	0	0	0.0	0.00	0	0.0%	0	0.0%	0	39.6
Tatupu	1	1	15	100.0	15.00	0	0.0%	0	0.0%	15	118.8
PATRIOTS	610	302	3972	49.5	6.51	17	2.8%	27	4.4%	t65	61.3
OPPONENTS	449	259	3905	57.7	8.70	27	6.0%	16	3.6%	t74	91.3

PUNT RETURNS

<u>PLAYER</u>	<u>Ret.</u>	<u>FC</u>	<u>Yds</u>	<u>Avg</u>	<u>Long</u>	<u>TD</u>
Martin	19	2	164	8.6	28	0
Tucker	13	1	102	7.8	25	0
Fryar	12	1	107	8.9	20	0
Hurst	1	0	6	6.0	6	0
Taylor	0	2	0	0.0	0	0
PATRIOTS	45	6	379	8.4	28	0
OPPONENTS	38	6	346	9.1	17	0

KICKOFF RETURNS

<u>PLAYER</u>	<u>No.</u>	<u>Yds</u>	<u>Avg</u>	<u>Long</u>	<u>TD</u>
Martin	24	584	24.3	38	0
Tucker	13	270	20.8	37	0
Rice	11	242	22.0	46	0
Allen	6	124	20.7	29	0
Taylor	3	52	17.3	22	0
Wonsley	3	69	23.0	40	0
Egu	2	26	13.0	22	0
Hodge	2	19	9.5	11	0
Timpson	2	13	6.5	13	0
Fryar	1	47	47.0	47	0
Rehder	1	14	14.0	14	0
Tatupu	1	2	2.0	2	0
PATRIOTS	69	1462	21.2	47	0
OPPONENTS	61	1199	19.7	60	0

PUNTING

<u>Player</u>	<u>No.</u>	<u>Yds</u>	<u>Avg</u>	<u>Net</u>	<u>TB</u>	<u>IN 20</u>	<u>Lg</u>	<u>BI</u>
Feagles	63	2392	38.0	31.3	2	13	64	1
PATRIOTS	64	2392	37.4	31.3	2	13	64	1
OPPONENTS	81	3413	42.1	35.2	9	15	76	0




1989 OFFENSIVE STATISTICS

SCORING

PLAYER	Touchdowns			PAT	FG	S	Total Points
	Rush	Pass	Rt.				
Davis	0	0	0	13/16	16/23	0	61
Staurovsky	0	0	0	14/14	14/17	0	56
Stephens	7	0	0	0/0	0/0	0	42
C. Jones	0	6	0	0/0	0/0	0	36
Dykes	0	5	0	0/0	0/0	0	30
Fryar	0	5	0	0/0	0/0	0	18
Morgan	0	3	0	0/0	0/0	0	18
Perryman	2	3	0	0/0	0/0	0	12
Allen	1	0	0	0/0	0/0	0	6
Dupard	1	0	0	0/0	0/0	0	6
Egu	1	0	0	0/0	0/0	0	6
Hurst	0	0	1	0/0	0/0	0	6
PATRIOTS	12	17	1	27/30	30/40	0	297
OPPONENTS	19	27	2	46/48	19/26	0	391

FIELD GOALS

PLAYER	1-19	20-29	30-39	40-49	50+
Davis	0/0	3/3	6/9	5/9	2/2
Staurovsky	0/0	4/4	5/7	4/5	1/1
PATRIOTS	0/0	7/7	11/16	9/14	3/3
OPPONENTS	3/3	6/7	8/10	2/4	0/2



John Stephens Was Patriots' Leading Rusher In 1989



1989 DEFENSIVE STATISTICS

Tackles

Initial Hits-Assists-Total
(Not Including Special Teams Statistics)

1. Reynolds	82-59-141	9. Hurst	48-11-59	17. Ward	7-9-16
2. Marion	94-29-123	9. Sims	46-13-59	18. Scholtz	8-5-13
3. Rembert	88-34-122	11. Clayborn	32- 8-40	19. Rice	8-1- 9
4. James	71-23- 94	12. McSwain	22- 6-28	20. Hodge	7-0- 7
5. Brown	47-31- 78	13. Jordan	11-13-24	21. Feggins	5-1- 6
6. Williams, B.	48-17- 65	14. Bowman	17- 6-23	22. Tucker	2-1- 3
7. Goad	43-19- 62	15. Jeter	20- 2-22	23. Cooks	1-0- 1
8. McGrew	41-19- 60	16. Coleman	15- 2-17	23. McNeil	1-0- 1

INTERCEPTIONS: Hurst 5 (31 return yards), James 2 (50 return yards), Marion 2 (19 return yards), McSwain 1 (18 return yards), Feggins 1 (4 return yards), Coleman 1 (1 return yard), Clayborn 1 (no return yards), Rembert 1 (no return yards), Brown 1 (-1 return yard), McGrew 1 (-4 return yards). Total: 16 (118 return yards).

QB SACKS: Williams, B. 8 (-52 yards), Jeter 7 (-40 yards), McGrew 4.5 (-36 yards), Brown 4 (-41 yards), Sims 3 (-24 yards), Rembert 2.5 (-16 yards), Goad 1 (-8 yards), team 1 (-22 yards). Total: 31 (-239 yards).

PASSES DEFENSED: Hurst 10, Marion 7, James 4, Williams, B. 4, Brown 3, Clayborn 3, Reynolds 3, Rembert 2, Feggins 1, Goad 1, McSwain 1, Rice 1. Total: 40.

OPPONENTS' FUMBLES RECOVERED: Williams, B. 2, Brown 1, James 1, Marion 1, McGrew 1, Rembert 1, Reynolds 1, Rice 1. Total: 9.

FORCED FUMBLES: McGrew 3, Reynolds 2, Williams, B. 2, Bowman 1, Brown 1, Goad 1, James, R. 1, Jeter 1, Rembert 1. Total: 13.

1989 PATRIOTS' TURNOVER RATIO CHART

DATE	OPPONENT	TAKEAWAYS			GIVEAWAYS			TURNOVERS	
		INT	FM	TOI	INT	FM	TOI	WK	SN
9-10	at New York Jets	1	0	1	2	1	3	-2	-2
9-17	vs. MIAMI	3	1	4	1	0	1	+3	+1
9-24	vs. SEATTLE	0	0	0	1	2	3	-3	-2
10-01	at Buffalo	0	1	1	1	0	1	+0	-2
10-08	vs. HOUSTON	2	2	4	0	1	1	+3	+1
10-15	at Atlanta	1	1	2	3	1	4	-2	-1
10-22	at San Francisco	0	0	0	2	0	2	-2	-3
10-29	at Indianapolis	0	2	2	2	0	2	+0	-3
11-05	vs. NEW YORK JETS	0	0	0	1	0	1	-1	-4
11-12	vs. NEW ORLEANS	1	0	1	1	3	4	-3	-7
11-19	vs. BUFFALO	2	4	6	3	1	4	+2	-5
11-26	at Los Angeles Raiders	0	0	0	3	0	3	-3	-8
12-03	vs. INDIANAPOLIS	3	0	3	1	1	2	+1	-7
12-10	at Miami	1	0	1	1	1	2	-1	-8
12-17	at Pittsburgh	0	2	2	2	1	3	-1	-9
12-24	vs. LOS ANGELES RAMS	2	0	2	3	0	3	-1	-10
TOTALS:		16	13	29	27	12	39	-10	



1989 STARTERS

1989 DEFENSIVE STARTERS BY GAME

Date	Opponent	LE	NT	RE	LOLB	LILB	RILB	LCB	RCB	SS	FS
9-10	at NY Jets	Sims	Goad	Williams	Jordan	Reynolds	Rembert	McSwain	Clayborn	James	Marion
9-17	vs. Miami	Sims	Goad	Williams	Jordan	Reynolds	Rembert	Hurst	Clayborn	James	Marion
9-24	vs. Seattle	Sims	Goad	Williams	Jordan	Reynolds	Rembert	McSwain	Clayborn	Bowman	Marion
10-01	at Buffalo	Sims	Goad	Williams	Jordan	Reynolds	Rembert	Hurst	Clayborn	Bowman	Marion
10-08	vs. Houston	Sims	Goad	Williams	Rembert	Reynolds	Brown	Hurst	Clayborn	James	Marion
10-15	at Atlanta	Sims	Goad	Williams	Rembert	Reynolds	Brown	Hurst	Clayborn	James	Marion
10-22	at San Francisco	Sims	Goad	Williams	Rembert	Reynolds	Brown	Hurst	Clayborn	James	Marion
10-29	at Indianapolis	Sims	Goad	Williams	Rembert	Reynolds	Brown	Hurst	Clayborn	James	Marion
11-05	vs. NY Jets	Sims	Goad	Williams	Rembert	Reynolds	Brown	Hurst	Clayborn	James	Marion
11-12	vs. New Orleans	Sims	Goad	Williams	Rembert	Reynolds	Brown	Hurst	Clayborn	James	Marion
11-19	vs. Buffalo	Sims	Goad	Williams	Rembert	Reynolds	Brown	Hurst	McSwain	James	Marion
11-26	at LA Raiders	Sims	Goad	Williams	Rembert	Reynolds	Brown	Hurst	McSwain	James	Marion
12-03	vs. Indianapolis	Sims	Goad	Williams	Brown	Reynolds	Rembert	Hurst	Clayborn	James	Marion
12-10	at Miami	Sims	Goad	Williams	Brown	Reynolds	Rembert	Hurst	Clayborn	James	Marion
12-17	at Pittsburgh	Sims	Goad	Williams	Scholtz	Reynolds	Rembert	Hurst	Clayborn	James	Marion
12-24	vs. LA Rams	Hodge	Goad	Williams	Scholtz	Reynolds	Rembert	Hurst	Clayborn	James	Marion



1989 STARTERS

1989 OFFENSIVE STARTERS BY GAME

Date	Opponent	WR	LT	LG	C	RG	RT	TE	WR	QB	RB	FB
9-10	at New York Jets	Morgan	Villa	Farrell	Baab	Fairchild	Armstrong	Dawson	Jones	Eason	Stephens	Perryman
9-17	vs. Miami	Morgan	Villa	Farrell	Baab	Fairchild	Armstrong	Dawson	Jones	Eason	Stephens	Fryar (WR)
9-24	vs. Seattle	Morgan	Villa	Farrell	Baab	Fairchild	Armstrong	Dawson	Jones	Eason	Dupard	Perryman
10-01	at Buffalo	Morgan	Villa	Farrell	Baab	Fairchild	Armstrong	Dawson	Jones	Flutie	Dupard	Perryman
10-08	vs. Houston	Morgan	Villa	Farrell	Baab	Fairchild	Armstrong	Dawson	Jones	Flutie	Stephens	Perryman
10-15	at Atlanta	Morgan	Viaene	Farrell	Baab	Fairchild	Armstrong	Dawson	Jones	Grogan	Stephens	Perryman
10-22	at San Francisco	Morgan	Villa	Farrell	Baab	Fairchild	Armstrong	Dawson	Jones	Grogan	Stephens	Perryman
10-29	at Indianapolis	Morgan	Villa	Farrell	Baab	Fairchild	Armstrong	Dawson	Fryar	Grogan	Stephens	Sievers
11-05	vs. New York Jets	Morgan	Villa	Farrell	Baab	Villa	Armstrong	Dawson	Jones	Grogan	Stephens	Perryman
11-12	vs. New Orleans	Morgan	Viaene	Farrell	Baab	Fairchild	Armstrong	Dawson	Martin	Grogan	Stephens	Perryman
11-19	vs. Buffalo	Dykes	Villa	Farrell	Baab	Fairchild	Armstrong	Dawson	Jones	Grogan	Sievers	Perryman
11-26	at LA Raiders	Dykes	Villa	Farrell	Baab	Fairchild	Armstrong	Sievers	Fryar	Grogan	Jones	Perryman
12-03	vs. Indianapolis	Dykes	Villa	Farrell	Baab	Fairchild	Armstrong	Sievers	Jones	Wilson	Stephens	Perryman
12-10	at Miami	Dykes	Villa	Farrell	Baab	Fairchild	Armstrong	Dawson	Jones	Wilson	Stephens	Perryman
12-17	at Pittsburgh	Dykes	Villa	Farrell	Baab	Fairchild	Armstrong	Dawson	Fryar	Wilson	Stephens	Perryman
12-24	vs. LA Rams	Dykes	Viaene	Villa	Baab	Douglas	Armstrong	Sievers	Fryar	Wilson	Stephens	Perryman



PATRIOTS' 1989 HONORS

Bruce Armstrong

UPI Second-Team All-AFC

Vincent Brown

Patriots' 12th Player Award (Huddle Fan Club)

Marv Cook

Pro Football Weekly, All-Rookie Team, Special Teams Performer

Greg Davis

Miller Lite Player of the Game (at Atlanta)

Hart Lee Dykes

Three-Time Miller Lite Player of the Game (vs. New Orleans, at LA Raiders, at Pittsburgh)

Sean Farrell

The Football News First Team All-AFC

Doug Flutie

Miller Lite Player of the Game (at Buffalo)

Steve Grogan

Two-Time Miller Lite Player of the Game (at Indianapolis, vs. LA Rams)

Maurice Hurst

UPI All-Rookie Team
College and Pro Football Newsweekly All-Rookie Team
Patriots' Rookie of the Year (1776 QB Fan Club)

Cedric Jones

Miller Lite Player of the Game (at NY Jets)

Sammy Martin

Patriots' Special Teams Player of the Year (1776 QB Fan Club)

Stanley Morgan

Two-Time Miller Lite Player of the Game (vs. Miami, at San Francisco)

Robert Perryman

Miller Lite Player of the Game (vs. Seattle)

Johnny Rember

AFC Pro Bowl Squad

Ed Reynolds

Patriots' Most Valuable Player (1776 QB Fan Club)

Eric Sievers

Patriots' Unsung Hero (1776 QB Fan Club)
Miller Lite Player of the Game (at Miami)

Kenneth Sims

Ed Block Courage Award

John Stephens

Three-Time Miller Lite Player of the Game (vs. Houston, vs. Buffalo, vs. Indianapolis)

Garin Veris

Doherty Community Service Award (1776 QB Fan Club)

Brent Williams

AFC Defensive Player of the Week (vs. Buffalo)
Jim Lee Hunt Award for Outstanding Interior Lineman (1776 QB Fan Club)

Marc Wilson

Miller Lite Player of the Game (vs. NY Jets)



1989 PLAYER MOVEMENTS

Allen, Marvin (RB)

November 10: Placed on Injured Reserve (Foot)

Antrum, Glenn (WR)

May 9: Signed to roster as free agent
August 29: Waived
September 5: Signed to Developmental Squad
November 17: Signed to 47-man roster
December 7: Waived and Placed on Developmental Squad
December 20: Signed to 47-man roster

Bankston, Lon (RB)

May 11: Signed to roster as free agent
August 28: Waived
October 4: Signed to Developmental Squad
October 23: Waived
November 15: Signed to Developmental Squad
December 7: Waived

Coleman, Eric (CB)

November 11: Placed on Injured Reserve (Hamstring)

Cooks, Terrence (LB)

May 9: Signed to roster as free agent
September 4: Waived
September 6: Signed to Developmental Squad
October 6: Signed to 47-man roster
October 19: Waived
October 27: Signed to Developmental Squad
December 20: Signed to 47-man roster

Chubb, Aaron (LB)

August 28: Placed on Injured Reserve (Hamstring)

Davis, Greg (K)

November 7: Waived

Douglas, David (G)

September 13: Signed to 47-man roster as free agent
September 30: Waived
October 19: Signed to 47-man roster

Dupard, Reggie (RB)

October 24: Waived

Eason, Tony (QB)

October 31: Waived

Egu, Patrick (RB)

September 14: Signed to Developmental Squad
November 10: Signed to 47-man roster

Fairchild, Paul (G)

December 20: Placed on Injured Reserve (Ankle)

Feehery, Gerry (C)

December 7: Signed to 47-man roster as free agent

Feggins, Howard (CB)

February 14: Signed to roster as free agent
August 29: Waived
September 5: Signed to Developmental Squad
September 29: Signed to 47-man roster
October 13: Waived
October 19: Signed to Developmental Squad
October 27: Signed to 47-man roster

Francis, Russ (TE)

August 25: Placed on Player Unable to Perform List
November 16: Waived

Holmes, Darryl (CB)

September 30: Signed to 47-man roster as free agent

Jeter, Gary (DE)

December 15: Placed on Injured Reserve (Back)



1989 PLAYER MOVEMENTS

Johnson, Steve (TE)

September 4: Placed on Injured Reserve (Hamstring)
November 16: Waived

Jones, Mike (WR)

September 4: Waived
November 22: Signed to 47-man roster as free agent
November 30: Waived

Jordan, Tim (LB)

November 22: Placed on Injured Reserve (Hamstring)

Lippett, Ronnie (CB)

September 4: Placed on Injured Reserve (Achilles)

Lowry, Orlando (LB)

December 16: Signed to 47-man roster as free agent

Martin, Sammy (WR/KR)

November 15: Placed on Injured Reserve (Foot)

Matich, Trevor (C)

September 6: Waived

Mitchel, Eric (RB)

September 4: Waived
September 6: Signed to Developmental Squad
September 14: Waived

Morgan, Stanley (WR)

November 17: Placed on Injured Reserve (Leg)

McNeil, Emanuel (NT)

September 4: Waived
September 5: Signed to Developmental Squad
December 20: Signed to 47-man roster

McSwain, Rod (CB)

September 29: Placed on Injured Reserve (Hamstring)
November 11: Placed on 47-man roster

Morris, Mike (C)

October 13: Signed to 47-man roster as free agent

Naposki, Eric (LB)

September 6: Signed to 47-man roster as free agent
September 12: Waived

Rice, Rodney (CB/KR)

November 15: Placed on Injured Reserve (Hamstring)

Scholtz, Bruce (LB)

September 11: Signed to 47-man roster as free agent
October 5: Placed on Injured Reserve (Hamstring)
November 22: Placed on 47-man roster

Shorts, Peter (DE)

September 4: Waived
September 5: Signed to Developmental Squad

Simpson, John (WR)

November 30: Signed to Developmental Squad

Staurovsky, Jason (K)

November 7: Signed to 47-man roster as free agent

Taylor, Kitrick (WR/KR)

November 16: Signed to 47-man roster as free agent
December 15: Placed on Injured Reserve (Knee)

Timpson, Michael (WR)

September 10: Placed on Injured Reserve (Hamstring)
November 3: Placed on 47-man roster
November 16: Placed on Injured Reserve (Knee)



1989 PLAYER MOVEMENTS

Tippett, Andre (LB)

September 4: Placed on Injured Reserve (Shoulder)

Tucker Erroll (CB/KR)

November 15: Signed to 47-man roster as free agent

December 20: Placed on Injured Reserve (Ribs)

Veris, Garin (DE)

September 4: Placed on Injured Reserve (Knee)

White, Todd (WR)

February 14: Signed to roster as free agent

September 28: Waived

November 21: Signed to Developmental Squad

Williams, Ed (LB)

July 24: Placed on Player Unable to Perform List

Wilson, Curtis (C)

August 22: Placed on Injured Reserve (Knee)

Wonsley, George (RB)

November 15: Signed to 47-man roster as free agent

Wooten, Ron (G)

September 11: Placed on Injured Reserve (Neck)

1990 PLAN B FREE AGENTS

PLAN B FREE AGENTS SIGNED BY PATRIOTS (11):

- * George Adams, RB — signed on March 23 (from New York Giants)
- * Chris Gambol, OT — signed on March 31 (from Detroit Lions)
- * Chris Gannon, DE — signed on March 31 (from San Diego Chargers)
- * Ernest Gibson, CB — signed on March 29 (from Miami Dolphins)
- * Richard Harvey, LB — signed on March 23 (from Buffalo Bills)
- * Ilija Jarostchuk, LB — signed on March 24 (from Phoenix Cardinals)
- * Damian Johnson, OT — signed on March 23 (from New York Giants)
- * Jamie Morris, RB — signed on March 31 (from Washington Redskins)
- * Zeke Mowatt, TE — signed on March 23 (from New York Giants)
- * Bob White, C — signed on March 23 (from Dallas Cowboys)
- * Tony Zackery, S — signed on March 31 (from Atlanta Falcons)

PATRIOTS' PLAN B FREE AGENTS SIGNED BY OTHER TEAMS (17):

- * Glenn Antrum, WR — signed with New York Jets on February 22
- * Mike Baab, C — signed with Cleveland Browns on March 6
- * Aaron Chubb, LB — signed with Green Bay Packers on March 30
- * Raymond Clayborn, CB — signed with Cleveland Browns on March 14
- * Terrence Cooks, LB — signed with Dallas Cowboys on March 3
- * Patrick Egu, RB — signed with New York Jets on March 31
- * Howard Feggins, CB — signed with New York Giants on March 20
- * Milford Hodge, NT/DE — signed with Washington Redskins on March 31
- * Darryl Holmes, FS — signed with Pittsburgh Steelers on March 31
- * Lawrence McGrew, LB — signed with Cleveland Browns on March 28
- * Emanuel McNeil, NT — signed with New York Jets on February 20
- * Mike Morris, C — signed with Kansas City Chiefs on March 31
- * Tom Rehder, OT — signed with New York Jets on February 24
- * Rodney Rice, CB — signed with the Tampa Bay Buccaneers on March 20
- * Peter Shorts, DE — signed with Kansas City Chiefs on March 5
- * David Ward, LB — signed with Kansas City Chiefs on March 5
- * Curtis Wilson, C — signed with Detroit Lions on March 6



FINAL 1989 NFL STANDINGS

American Football Conference

National Football Conference

EASTERN DIVISION

	W	L	T	Pct.	Pts.	Opp.
* Buffalo	9	7	0	.563	409	317
Indianapolis	8	8	0	.500	298	301
Miami	8	8	0	.500	331	379
New England	5	11	0	.313	297	391
N.Y. Jets	4	12	0	.250	253	411

EASTERN DIVISION

	W	L	T	Pct.	Pts.	Opp.
N.Y. Giants	12	4	0	.750	348	252
** Philadelphia	11	5	0	.688	342	274
Washington	10	6	0	.625	386	386
Phoenix	5	11	0	.313	258	377
Dallas	1	15	0	.063	204	393

CENTRAL DIVISION

	W	L	T	Pct.	Pts.	Opp.
Cleveland	9	6	1	.594	334	254
** Houston	9	7	0	.563	365	412
** Pittsburgh	9	7	0	.563	265	326
Cincinnati	8	8	0	.500	404	285

CENTRAL DIVISION

	W	L	T	Pct.	Pts.	Opp.
Minnesota	10	6	0	.625	351	275
Green Bay	10	6	0	.625	362	356
Detroit	7	9	0	.438	312	364
Chicago	6	10	0	.375	358	377
Tampa Bay	5	11	0	.313	320	419

WESTERN DIVISION

	W	L	T	Pct.	Pts.	Opp.
* Denver	11	5	0	.688	362	226
Kansas City	8	7	1	.531	318	286
L.A. Raiders	8	8	0	.500	315	297
Seattle	7	9	0	.438	241	327
San Diego	6	10	0	.375	266	290

WESTERN DIVISION

	W	L	T	Pct.	Pts.	Opp.
San Francisco	14	2	0	.875	442	253
** L.A. Rams	11	5	0	.688	426	344
New Orleans	9	7	0	.563	386	301
Atlanta	3	13	0	.188	279	437

Division Champion
Wild Card for Playoffs

PLAYOFFS

(Home Team in CAPS)

AFC First Round:	Pittsburgh 26	HOUSTON 23 (OT)
NFC First Round:	L.A. Rams 21	PHILADELPHIA 7
AFC Divisional Playoff:	CLEVELAND 34	Buffalo 30
AFC Divisional Playoff:	DENVER 24	Pittsburgh 23
NFC Divisional Playoff:	L.A. Rams 19	N.Y. GIANTS 13 (OT)
NFC Divisional Playoff:	SAN FRANCISCO 41	Minnesota 13
AFC Championship:	DENVER 37	Cleveland 21
NFC Championship:	SAN FRANCISCO 30	L.A. Rams 3
SUPER BOWL XXIV:	San Francisco 55	Denver 10
(at New Orleans)		
PRO BOWL:	NFC 27	AFC 21
(at Honolulu)		



INDIVIDUAL RECORDS

The following records relate to service with the Patriots and reflect only regular season activity; postseason playoff competition is excluded. Number of games per season: 1960-1977 (14); 1978-81 (16); 1982 (9); 1983-86 (16); 1987 (15), and 1988-89 (16).

SERVICE

MOST

Seasons—	15 Julius Adams, 1971-77, 79-85, 87 Steve Grogan, 1975-89
	14 Steve Nelson, 1974-87
	13 Raymond Clayborn, 1977-89 John Hannah, 1973-85 Stanley Morgan, 1977-89
Games—	206 Julius Adams, 1971-87
	191 Raymond Clayborn, 1977-89
	183 John Hannah, 1973-85
	179 Stanley Morgan, 1977-89
	174 Steve Nelson, 1974-87

SCORING

MOST POINTS

Career—	1,130 Gino Cappelletti, 1960-70
	671 John Smith, 1974-82
	442 Tony Franklin, 1984-87
	408 Stanley Morgan, 1977-89
	294 Sam Cunningham 1973-79, 81-82
Season—	155 Gino Cappelletti, 1964 (7-td, 38-xp*, 25-fg) *includes one two-point conversion
	147 Gino Cappelletti, 1961 (8-td, 48-xp, 25-fg)
	140 Tony Franklin, 1986 (44 PAT, 32 FG)
Game—	28 Gino Cappelletti vs. Houston, Dec. 18, 1965 (2-td, 4-xp, 4-fg)
	24 Gino Cappelletti vs. Buffalo, Nov. 15, 1964 (3-td, 6-xp*) *includes one two-point conversion
Most Seasons Leading League—	5 Gino Cappelletti, 1961, 63-66
	2 John Smith, 1979, 1980

TOUCHDOWNS

MOST

Career—	68 Stanley Morgan, 1977-89 (67-p, 1-rt)
	49 Sam Cunningham, 1973-79, 1981-82 (43-r, 6-p)
	46 Jim Nance, 1965-71 (45-r, 1-p)
	42 Gino Cappelletti, 1960-70 (42-p) Larry Garron, 1960-68 (15-r, 26-p, 1-rt)
Season—	13 Stanley Morgan, 1979 (12-p, 1-rt)
	Steve Grogan, 1976 (12-r, 1-f)
	12 Mack Herron, 1974 (7-r, 5-p)
Game—	3 Accomplished 14 times; Most recent: Stanley Morgan vs. Seattle, Sept. 21, 1986 (3-p)

PAT KICKS

MOST ATTEMPTS

Career—	353 Gino Cappelletti, 1960-70
	323 John Smith, 1974-83
Season—	51 John Smith, 1980
	50 Gino Cappelletti, 1961
	49 John Smith, 1976 and 1979
Game—	8 David Posey vs. NY Jets, Oct. 29, 1978
	John Smith vs. NY Jets, Sept. 9, 1979
	7 Gino Cappelletti vs. Buffalo, Oct. 22, 1961
	John Smith vs. Oakland, Oct. 3, 1976

MOST MADE

Career—	342 Gino Cappelletti, 1960-70
	308 John Smith, 1974-83
Season—	51 John Smith, 1980
	48 Gino Cappelletti, 1961
	46 John Smith, 1979
Game—	8 John Smith vs. NY Jets, Sept. 9, 1979
	7 David Posey vs. NY Jets, Oct. 29, 1978
	Gino Cappelletti vs. Buffalo, Oct. 22, 1961



INDIVIDUAL RECORDS

FIELD GOALS

MOST ATTEMPTS

Career—	333 Gino Cappelletti, 1960-70 191 John Smith, 1974-83
Season—	41 Tony Franklin, 1986 39 Gino Cappelletti, 1964 38 Gino Cappelletti, 1963
Game—	7 Gino Cappelletti vs. Cincinnati, Nov. 16, 1969 Gino Cappelletti vs. Buffalo, Sept. 24, 1967 Gino Cappelletti vs. San Diego, Sept. 20, 1964
Most Seasons Leading League—	3 Gino Cappelletti, 1961, 63-64

MOST MADE

Career—	176 Gino Cappelletti, 1960-70 128 John Smith 1974-83
Season—	32 Tony Franklin, 1986 26 John Smith, 1980 25 Gino Cappelletti, 1964 24 Tony Franklin, 1985
Game—	6 Gino Cappelletti vs. Denver, Oct. 4, 1964 4 Accomplished 11 times, Most recent: Tony Franklin vs. LA Raiders, Nov. 1, 1987
Game (No Misses)—	6 Gino Cappelletti vs. Denver, Oct. 4, 1964
Longest Made—	53 Gino Cappelletti vs. NY Jets, Nov. 28, 1965 51 Charlie Gogolak vs. Miami, Oct. 17, 1971 Gino Cappelletti vs. Denver, Nov. 20, 1964

MISCELLANEOUS SCORING

MISSED FG RETURN FOR TD

91 Ron Burton vs. Denver, Nov. 11, 1962

BLOCKED FG RETURN FOR TD

71 Raymond Clayborn at Houston, Oct. 18, 1987
65 Mike Haynes at NY Jets, Oct. 5, 1980
45 Larry Carwell vs. Cincinnati, Sept. 17, 1971

BLOCKED PUNT FOR TD

31 Rod McSwain at LA Rams, Nov. 16, 1986
20 Don Webb vs. San Diego, Dec. 17, 1961
17 Mosi Tatupu at New Orleans, Nov. 30, 1986
8 Rick Sanford vs. Baltimore, Nov. 18, 1979
3 Willie Scott vs. Indianapolis, Nov. 22, 1987
0 Leroy Moore vs. Oakland, Nov. 17, 1961

SAFETY

Game—	1 Accomplished 20 times, Most recent: Don Blackmon at Tampa Bay 10-27-85
Season—	2 Don Blackmon at Tampa Bay 10-27-85 and vs. Green Bay 9-8-85

(NOTE: See fumble section for scoring on fumbles)

RUSHING

MOST ATTEMPTS

Career—	1,385 Sam Cunningham, 1973-79, 1981-82 1,323 Jim Nance, 1965-71 1,191 Tony Collins, 1981-87 820 Don Calhoun, 1975-81 763 Larry Garron, 1960-68
Season—	299 Jim Nance, 1966 297 John Stephens, 1988 270 Sam Cunningham, 1977
Game—	38 Jim Nance vs. Oakland, Oct. 30, 1966 (208 yards) 35 Michael LeBlanc vs. Buffalo, Oct. 11, 1987 (146 yards) John Stephens vs. Chicago, Oct. 30, 1988 (124 yards) 34 Jim Nance vs. Buffalo, Sept. 24, 1967 (185 yards)
Seasons Leading League—	3 Jim Nance, 1966-67, 69

MOST YARDAGE

Career—	5,453 Sam Cunningham, 1973-79, 1981-82 5,323 Jim Nance, 1965-71 4,647 Tony Collins, 1981-87 3,391 Don Calhoun, 1975-81
Season—	1,458 Jim Nance, 1966 1,227 Craig James, 1985 1,216 Jim Nance, 1967 1,168 John Stephens, 1988 1,049 Tony Collins, 1983 1,015 Sam Cunningham, 1977
Game—	212 Tony Collins vs. NY Jets, Sept. 18, 1983 (23 att.) 208 Jim Nance vs. Oakland, Oct. 30, 1966 (38 att.) 185 Jim Nance vs. Buffalo, Sept. 24, 1967 (34 att.)



INDIVIDUAL RECORDS

Seasons Leading League—

2 Jim Nance, 1966-67

LONGEST RUN FROM SCRIMMAGE—

85 Larry Garron vs. Buffalo, Oct. 22, 1961 (TD)

80 Carl Garrett vs. Miami, Nov. 9, 1969 (TD)

HIGHEST AVG. GAIN

Career (450 Attempts)—

4.22 Craig James, 1984-88 (585-2,469)

4.16 Carl Garrett, 1969-72 (537-2,235)

4.13 Don Calhoun, 1974-81 (820-3,391)

Season (100 Attempts)—

5.59 Don Calhoun, 1976 (129-721)

5.45 Mosi Tatupu, 1983 (106-578)

5.04 Carl Garrett, 1969 (137-691)

Game (10 Attempts)—

11.60 Larry Garron vs. Buffalo, Oct. 22, 1961 (10-116)

11.36 Sam Cunningham at Buffalo, Oct. 20, 1974 (11-125)

MOST TOUCHDOWNS

Career—

45 Jim Nance, 1965-71

43 Sam Cunningham, 1973-79, 1981

Season—

12 Steve Grogan, 1976

11 Horace Ivory, 1978

Jim Nance, 1966

Game—

3 Mosi Tatupu at LA Rams, Dec. 11, 1983

Tony Collins vs. NY Jets, Sept. 18, 1983

Sam Cunningham at Buffalo, Oct. 20, 1974

Seasons Leading League—

1 Jim Nance, 1966

PASSING

MOST ATTEMPTS

Career—

3,501 Steve Grogan, 1975-89

2,413 Vito (Babe) Parilli, 1961-67

1,503 Jim Plunkett, 1971-75

Season—

473 Vito (Babe) Parilli, 1964

448 Tony Eason, 1986

431 Tony Eason, 1984

Game—

59 Steve Grogan vs. New Orleans, Nov. 12, 1989

53 Tom Ramsey vs. Philadelphia, Nov. 29, 1987

52 Tony Eason at LA Rams, Nov. 16, 1986

MOST COMPLETIONS

Career—

1,829 Steve Grogan, 1975-89

1,140 Vito (Babe) Parilli, 1961-67

876 Tony Eason, 1983-89

Season—

276 Tony Eason, 1986

259 Tony Eason, 1984

228 Vito (Babe) Parilli, 1964

206 Steve Grogan, 1979

Game—

36 Tony Eason at LA Rams, Nov. 16, 1986

34 Tom Ramsey vs. Philadelphia, Nov. 29, 1987

29 Tony Eason at Indianapolis, Nov. 18, 1984

PASSING EFFICIENCY (Pct)

Career (500 Attempts)—

.584 Tony Eason, 1983-89, (876-1500)

.522 Steve Grogan, 1975-89, (1829

Season—

.616 Tony Eason, 1986 (448-276)

(100 Attempts)

.608 Steve Grogan, 1986 (102-62)

.601 Tony Eason, 1984 (431-259)

.600 Matt Cavanaugh, 1980 (105-63)

Game (20 Attempts)—

.800 Vito (Babe) Parilli vs. Miami, Oct. 15, 1967 (20-16)

.750 Tony Eason vs. Green Bay, Sept. 8, 1985 (28-21)

.727 Tony Eason vs. Buffalo, Nov. 23, 1986 (33-24)

Most Seasons Leading League—

1 Vito (Babe) Parilli, 1961

MOST YARDAGE

Career—

26,271 Steve Grogan, 1975-89

16,747 Vito (Babe) Parilli, 1961-67

10,732 Tony Eason, 1983-89

9,932 Jim Plunkett, 1971-75

Season—

3,465 Vito (Babe) Parilli, 1964

3,328 Tony Eason, 1986

3,286 Steve Grogan, 1979

Game—

414 Tony Eason vs. Seattle, Sept. 21, 1986

402 Tom Ramsey vs. Philadelphia, Nov. 29, 1987

401 Steve Grogan vs. NY Jets, Oct. 12, 1986

400 Vito (Babe) Parilli vs. Oakland, Oct. 16, 1964

Seasons Leading League—

1 Vito (Babe) Parilli, 1964



INDIVIDUAL RECORDS

Longest Completion—

- 90t Tony Eason at Chicago, Sept. 15, 1985 (to Craig James)
- 88t Jim Plunkett vs. Baltimore, Dec. 19, 1971 (to Randy Vataha)
- 87t Tom Sherman vs. NY Jets, Oct. 27, 1968 (to Jim Whalen)

MOST TOUCHDOWNS

- Career—
 - 178 Steve Grogan, 1975-89
 - 132 Vito (Babe) Parilli, 1961-67
 - 62 Jim Plunkett, 1971-75
- Season—
 - 31 Vito (Babe) Parilli, 1964
 - 28 Steve Grogan, 1979
 - 23 Tony Eason, 1984
 - 22 Ed (Butch) Songin, 1960
- Game—
 - 5 Steve Grogan vs. NY Jets, Sept. 9, 1979
 - Vito (Babe) Parilli at Buffalo, Nov. 15, 1964
 - Vito (Babe) Parilli vs. Miami, Oct. 15, 1967
 - 4 Doug Flutie vs. Chicago, Oct. 30, 1988
 - Steve Grogan vs. NY Jets, Dec. 13, 1987
 - Tony Eason at Indianapolis, Nov. 18, 1984
 - Steve Grogan vs. NY Jets, Oct. 29, 1978
 - Jim Plunkett vs. Buffalo, Nov. 14, 1971
 - Vito (Babe) Parilli vs. Oakland, Oct. 16, 1964
 - Ed (Butch) Songin vs. Denver, Sept. 16, 1961

Seasons Leading League—

- 1 Steve Grogan, 1979 (tied Brian Sipe of Cleveland with 28)
- 1 Vito (Babe) Parilli, 1964

HAD INTERCEPTED

(Fewest)

Career (500 Attempts)—

- 24 Ed (Butch) Songin, 1960-61
- 44 Tony Eason, 1983-89
- Myron (Mike) Taliaferro, 1968-70

Season—

(100 Attempts)

- 2 Steve Grogan, 1986 (102 att.)
- 4 Steve Grogan, 1982 (122 att.)
- 5 Steve Grogan, 1985 (156 att.)
- 6 Tom Ramsey, 1987 (134 att.)

Game—

(18 Attempts)

- 0 Accomplished many times, Most recent: Doug Flutie vs. Houston, Oct. 8, 1989

(Most)

Career—

- 205 Steve Grogan, 1975-89
- 138 Vito (Babe) Parilli, 1961-67
- 87 Jim Plunkett, 1971-75

Season—

- 27 Vito (Babe) Parilli, 1964
- 26 Vito (Babe) Parilli, 1965

Game—

- 6 Steve Grogan vs. San Francisco, Nov. 30, 1980
- Vito (Babe) Parilli vs. Denver, Sept. 3, 1967
- 5 Steve Grogan at Detroit, Oct. 10, 1976
- Steve Grogan at Baltimore, Dec. 21, 1975
- Myron (Mike) Taliaferro vs. NY Jets, Oct. 27, 1968
- Vito (Babe) Parilli vs. Buffalo, Sept. 11, 1965
- Vito (Babe) Parilli vs. NY Jets, Oct. 31, 1964

Lowest Percentage Season—

- 1.9 Tony Eason, 1984 (8-431)
- 2.0 Steve Grogan, 1986 (2-102)
- 2.2 Tony Eason, 1986 (10-448)
- 3.2 Steve Grogan 1985 (5-156)
- Vito (Babe) Parilli, 1962 (8-253)

Seasons Leading League—

Fewest—

- 2 Vito (Babe) Parilli, 1961 (tied), 1962
- 1 Tony Eason, 1984
- Ed (Butch) Songin, 1961 (tied)

Most—

- 1 Vito (Babe) Parilli, 1964 (tied)

RECEIVING

MOST RECEPTIONS

- Career—
 - 534 Stanley Morgan, 1977-89
 - 292 Gino Cappelletti, 1960-70
 - 283 Jim Colclough, 1960-68
- Season—
 - 84 Stanley Morgan, 1986
 - 77 Tony Collins, 1986
 - 66 Derrick Ramsey, 1984
 - 58 Stanley Morgan, 1983
- Game—
 - 11 Tony Collins vs. Philadelphia, Nov. 29, 1987 (100 yards)
 - Art Graham vs. Kansas City, Nov. 20, 1966 (134 yards)
 - 10 Tony Romeo vs. Kansas City, Nov. 17, 1963 (149 yards)
 - Tony Collins at LA Rams, Nov. 16, 1986 (66 yards)



INDIVIDUAL RECORDS

YARDAGE

- Career— 10,352 Stanley Morgan, 1977-89
5,001 Jim Colclough, 1960-68
- Season— 1,491 Stanley Morgan, 1986
1,029 Stanley Morgan, 1981
1,013 Harold Jackson, 1979
1,002 Stanley Morgan, 1979
- Game— 182 Stanley Morgan vs. Miami, Nov. 8, 1981 (5)
170 Stanley Morgan vs. Baltimore, Nov. 26, 1978 (5)
167 Art Graham vs. Houston, Nov. 6, 1964 (8)
- Longest Reception—
90t Craig James at Chicago, Sept. 15, 1985
(from Tony Eason)
88t Randy Vataha vs. Baltimore, Dec. 19, 1971
(from Jim Plunkett)
87t Jim Whalen vs. NY Jets, Oct. 27, 1968
(from Tom Sherman)

AVERAGE GAIN

- Career (150 Min.)—
20.3 Harold Jackson, 1978-81 (156-3,162)
19.3 Stanley Morgan, 1977-89 (534-10,352)
- Season (35 Min.)—
23.4 Stanley Morgan, 1981 (44-1,029)
22.8 Stanley Morgan, 1979 (44-1,002)
22.5 Harold Jackson, 1979 (45-1,013)
- Game (4 Min.)—
36.4 Stanley Morgan vs. Miami, Nov. 8, 1981 (5-182)
35.5 Stanley Morgan vs. San Francisco, Nov. 30, 1980
(4-142)
Jim Colclough vs. NY Jets, Oct. 6, 1962 (4-142)

TOUCHDOWNS

- Career— 67 Stanley Morgan, 1977-89
42 Gino Cappelletti, 1960-68
39 Jim Colclough, 1960-68
- Season— 12 Stanley Morgan, 1979
10 Stanley Morgan, 1986
Jim Colclough, 1960-62
9 Randy Vataha, 1971
Gino Cappelletti, 1965
Jim Colclough, 1960-62
- Game— 3 Stanley Morgan vs. Seattle, Sept. 21, 1986
Derrick Ramsey at Indianapolis, Nov. 18, 1984
Harold Jackson vs. Jets, Sept. 9, 1979
Jim Whalen vs. Miami, Oct. 15, 1967
Gino Cappelletti at Buffalo, Nov. 15, 1964
Billy Lott vs. Buffalo, Oct. 22, 1961

INTERCEPTIONS

MOST

- Career— 36 Raymond Clayborn, 1977-89
29 Ron Hall, 1961-67
29 Roland James, 1980-89
28 Mike Haynes, 1976-82
- Season— 11 Ron Hall, 1964
8 Ronnie Lippett, 1986
Mike Haynes, 1976
Bob Suci, 1963
- Game— 3 Accomplished 6 times. Most recent: Roland James at Buffalo, Oct. 23, 1983

RETURN YARDAGE

- Career— 555 Raymond Clayborn, 1977-89
476 Ron Hall, 1961-67
393 Mike Haynes, 1976-82
- Season— 277 Bob Suci, 1963
189 Fred Marion, 1985
182 Prentice McCray, 1976
- Game— 118 Prentice McCray at NY Jets, Nov. 21, 1976 (2)
110 Bob Suci vs. Houston, Nov. 1, 1963 (2)
- Longest Return—
99 Rick Sanford at Chicago, Dec. 5, 1982 (TD)
98 Bob Suci vs. Houston, Nov. 1, 1963 (TD)
87 Ron Hall vs. Denver, Sept. 18, 1966

TOUCHDOWNS

- Career— 2 Ronnie Lippett, 1983-89
Prentice McCray, 1974-80
Don Webb, 1961-62, 64-71
John Charles, 1967-69
Bob Suci, 1963



INDIVIDUAL RECORDS

Season—	2 Ronnie Lippett, 1987 Prentice McCray, 1976 Bob Suci, 1963 Don Webb, 1961
Game—	2 Prentice McCray at NY Jets, Nov. 21, 1976

PUNTING

MOST PUNTS

Career—	468 Rich Camarillo, 1981-87 377 Tom Yewcic, 1961-67 243 Tom Janik, 1969-71
Season—	92 Rich Camarillo, 1985 91 Jeff Feagles, 1988 89 Rich Camarillo, 1986
Game—	11 Rich Camarillo at Chicago, Sept. 15, 1985 Rich Camarillo at Dallas, Nov. 22, 1984 Jim Fraser vs. NY Jets, Oct. 2, 1966 10 Tom Greene vs. Houston, Dec. 18, 1960 Tom Yewcic vs. Buffalo, Dec. 1, 1963 Tom Yewcic vs. Buffalo, Nov. 15, 1964 Bob Scarpitto vs. Oakland, Oct. 6, 1968

YARDAGE

Career—	19,922 Rich Camarillo, 1981-87 14,553 Tom Yewcic, 1961-67 9,516 Tom Janik, 1969-71
Season—	3,953 Rich Camarillo, 1985 3,746 Rich Camarillo, 1986 3,615 Rich Camarillo, 1983
Game—	514 Rich Camarillo at Chicago, Sept. 15, 1985 (11) 479 Rich Camarillo at Dallas, Nov. 22, 1984 (11) 436 Bob Scarpitto vs. Oakland, Oct. 6, 1968 (10)
Longest Punt—	89 Luke Prestridge vs. Miami, Oct. 21, 1984 87 Bob Scarpitto at Denver, Sept. 29, 1968 82 Luke Prestridge vs. NY Jets, Oct. 28, 1984 76 Rich Camarillo vs. NY Jets, Sept. 19, 1982

HIGHEST AVERAGE YARDAGE

Career (100 Punts Min.)—	42.6 Rich Camarillo, 1981-87 (468) 40.0 Terry Swanson, 1967-68 (127)
Season (Qualifiers)—	44.6 Rich Camarillo, 1983 43.7 Rich Camarillo, 1982 42.9 Rich Camarillo, 1985
Game (4 Punts Min.)—	50.8 Terry Swanson vs. Cincinnati, Dec. 1, 1968 (4) 50.4 Rich Camarillo at Buffalo, Nov. 22, 1981 (5)

PUNT RETURNS

MOST

Career—	176 Irving Fryar, 1984-89 111 Mike Haynes, 1976-80 92 Stanley Morgan, 1977-89 74 Mack Herron, 1973-75
Season—	45 Mike Haynes, 1976 38 Irving Fryar, 1988 Ricky Smith, 1983
Game—	7 Irving Fryar at Dallas, Nov. 22, 1984 6 Irving Fryar at Buffalo, Sept. 22, 1985 Roland James vs. LA Rams, Nov. 16, 1980 Mack Herron vs. Cleveland, Nov. 10, 1974 Ron Burton vs. Oakland, Sept. 13, 1964 Fred Bruney vs. Buffalo, Sept. 23, 1961
Most Seasons Leading League—	1 Irving Fryar, 1985 Ron Burton, 1962 Fred Bruney, 1961

MOST YARDAGE

Career—	1,912 Irving Fryar, 1984-89 1,159 Mike Haynes, 1976-81
Season—	608 Mike Haynes, 1976 520 Irving Fryar, 1985 517 Mack Herron, 1974
Game—	156 Mike Haynes vs. Buffalo, Nov. 7, 1976 133 Stanley Morgan vs. Buffalo, Nov. 20, 1977 133 Irving Fryar at Buffalo, Sept. 22, 1985 126 Billy Johnson vs. Houston, Nov. 5, 1967



INDIVIDUAL RECORDS

LONGEST PUNT RETURN

- 89 Mike Haynes vs. Buffalo, Nov. 7, 1976 (TD)
- 85 Irving Fryar at Buffalo, Sept. 22, 1985 (TD)
- 80 Stanley Morgan vs. Baltimore, Nov. 18, 1979 (TD)
- 77 Irving Fryar vs. Indianapolis, Nov. 10, 1985 (TD)
- 75 Roland James vs. NY Jets, Nov. 2, 1980

HIGHEST AVG. YARDAGE

Career (20 Returns)—

- 12.0 Mack Herron, 1973-75 (74-888)
- 11.3 Carl Garrett, 1969-72 (43-487)

Season (Qualifiers)—

- 14.8 Mack Herron, 1974
- 14.1 Irving Fryar, 1985

Game (3 Returns)—

- 39.0 Mike Haynes vs. Buffalo, Nov. 7, 1976 (4)
- 35.7 Ricky Smith vs. Baltimore, Sept. 4, 1981 (3)

TOUCHDOWNS

Career—

- 3 Irving Fryar, 1984-89
- 2 Mike Haynes, 1976-81

Season—

- 2 Irving Fryar, 1985
- Mike Haynes, 1976

Game—

- Irving Fryar vs. Atlanta, Nov. 2, 1986
- Irving Fryar vs. Indianapolis, Nov. 10, 1985
- Irving Fryar at Buffalo, Sept. 22, 1985
- Roland James vs. NY Jets, Nov. 2, 1980
- Stanley Morgan vs. Baltimore, Nov. 18, 1979
- Mike Haynes vs. Denver, Nov. 28, 1976
- Mike Haynes vs. Buffalo, Nov. 7, 1976

KICKOFF RETURNS

MOST

Career—

- 107 Stephen Starring, 1983-87
- 92 Carl Garrett, 1969-72

Season—

- 89 Larry Garron, 1960-68
- 48 Stephen Starring, 1985

Game—

- 42 Ricky Smith, 1983
- 41 Mack Herron, 1973

Game—

- 8 Willie Porter vs. NY Jets, Sept. 22, 1968
- 6 By many players, Most recent: Stephen Starring at Indianapolis, Oct. 25, 1987

Most Seasons Leading League—

- 1 Raymond Clayborn, 31.0 (28-869), 1977
- Horace Ivory, 27.6 (36-992), 1980

YARDAGE

Career—

- 2,299 Larry Garron, 1960-68
- 2,259 Stephen Starring, 1983-87
- 2,251 Carl Garrett, 1969-72

Season—

- 1,092 Mack Herron, 1973
- 1,012 Stephen Starring, 1985

Game—

- 992 Horace Ivory, 1980
- 879 Allen Carter, 1975

Game—

- 206 Allen Carter at Baltimore, Dec. 21, 1975
- 175 Carl Garrett vs. Buffalo, Oct. 11, 1969

LONGEST

- 101 Raymond Clayborn at Baltimore, Dec. 18, 1977 (TD)
- 100 Raymond Clayborn at NY Jets, Oct. 2, 1977 (TD)
- 99 Allen Carter at Baltimore, Dec. 21, 1975 (TD)
- 98 Ricky Smith vs. NY Jets, Sept. 19, 1982 (TD)
- Horace Ivory at Baltimore, Oct. 19, 1980 (TD)

HIGHEST AVG. YARDAGE

Career (20 Returns)—

- 27.2 Allen Carter, 1975-76 (33-898)
- 26.9 Raymond Clayborn, 1977-89 (57-1,538)

Season (Qualifiers)—

- 31.0 Raymond Clayborn, 1977
- 28.5 Larry Garron, 1962

Game (3 Returns)—

- 28.4 Jess Phillips, 1976
- 49.3 Ron Burton vs. Dallas Texans, Nov. 3, 1961 (3)
- 47.0 Horace Ivory at Baltimore, Oct. 19, 1980 (3)

TOUCHDOWNS

Career—

- 3 Raymond Clayborn, 1977-89
- 2 Larry Garron, 1960-68

Season—

- 3 Raymond Clayborn, 1977

Game—

- Accomplished 11 times. Most recent: Sammy Martin at Indianapolis, Nov. 27, 1988 (95-yard TD)



INDIVIDUAL RECORDS

FUMBLES

MOST

Career—	77 Steve Grogan, 1975-89
	49 Sam Cunningham, 1973-79, 1981
	42 Vito (Babe) Parilli, 1961-67
Season—	12 Steve Grogan, 1979
	Sam Cunningham, 1975
	Mack Herron, 1974
Game—	4 Vito (Babe) Parilli vs. Denver, Nov. 6, 1966
	3 Accomplished 10 times, Most recent: Steve Grogan at Buffalo, Dec. 20, 1987

MOST OWN RECOVERIES

Career—	31 Steve Grogan, 1975-89
	19 Vito (Babe) Parilli, 1961-67
Season—	6 Steve Grogan, 1987
	Vito (Babe) Parilli, 1963
	Ricky Smith, 1984
	5 Vito (Babe) Parilli, 1964
Game—	2 Accomplished 9 times, Most recent: Steve Grogan vs. Miami, Sept. 13, 1987

MOST OPPONENT RECOVERIES

Career—	17 Steve Nelson, 1974-87
	15 Jim Hunt, 1960-70
	14 Raymond Hamilton, 1973-80
	13 Bob Dee, 1960-67
Season—	5 Bob Dee, 1961
	4 Brent Williams, 1986
	Steve Nelson, 1978
	John Sanders, 1975
	Larry Eisenhauer, 1964
	Jack Rudolph, 1960
Game—	3 Steve Nelson vs. Philadelphia, Oct. 8, 1978
	2 By 20 players, Most recent: Johnny Rember at NY Jets, Nov. 13, 1988

MOST RETURN YARDAGE

Career—	82 Don Webb, 1961-71
	67 Jim Hunt, 1960-70
Season—	54 Brent Williams, 1986
	52 Chuck Shonta, 1960
Game—	52 Chuck Shonta vs. NY Titans, Sept. 17, 1960 (1-opp)
	51 Jim Hunt vs. Houston, Dec. 15, 1968 (1-opp)

LONGEST RETURN

52 Chuck Shonta vs. NY Titans, Sept. 17, 1960 (TD)
51 Jim Hunt vs. Houston, Dec. 15, 1968

TOUCHDOWNS

Own Fumbles Recovered For TD—

- 1 Eight players.
- Most recent: John Stephens vs. Cincinnati, Oct. 16, 1988
- (Recovered Robert Perryman fumble in the end zone)

Opponents' Fumbles Recovered For TD—

- 1 Accomplished many times.
- Most recent: Andre Tippett at NY Jets, Sept. 21, 1987 (29 yards)

SACKS

SACKS (Official Statistic Since 1982)

Career—	72 1/2 Andre Tippett, 1982-89
	30 1/2 Garin Veris, 1985-89
	28 Brent Williams, 1986-89
Season—	18 1/2 Andre Tippett, 1984
	16 1/2 Andre Tippett, 1985
	12 1/2 Andre Tippett, 1987
Rookie Season—	10 1/2 Garin Veris, 1985



TEAM RECORDS

Note: Number of games per season: 1960-1977 (14); 1978-81 (16); 1982 (9); 1983-86 (16); 1987 (15), and 1988-89 (16).

OFFENSIVE VICTORIES

MOST

Season— 11 1986
1985
1978
1976
10 1964, 1980

FEWEST

Season— 2 1981
1970

SCORING

MOST POINTS SCORED

Season— 441 1980
413 1961
412 1986
Game— 56 vs. NY Jets, Sept. 9, 1979
55 vs. NY Jets, Oct. 29, 1978
52 vs. Buffalo, Oct. 22, 1961
Quarter— 1st: 21 vs. NY Jets, Oct. 29, 1978
1st: 21 at Miami, Dec. 15, 1974
2nd: 27 vs. Baltimore, Nov. 18, 1979
3rd: 22 vs. Dallas Texans, Nov. 18, 1960
4th: 27 vs. Baltimore, Nov. 23, 1980

FEWEST POINTS SCORED

Season— 149 1970
192 1972
Game— 0 12 Times
Most recent: Cleveland 30, Patriots 0, Nov. 20, 1983

MOST POINTS SCORED, BOTH TEAMS

Game— 86 at Patriots 43, Oakland 43 (tie), Oct. 16, 1964
76 at Buffalo 45, Patriots 31, Nov. 23, 1975
at Patriots 55, NY Jets 21, Oct. 29, 1978

FEWEST POINTS SCORED, BOTH TEAMS

Game— 3 at Patriots 3, Miami 0, Dec. 12, 1982
7 Houston 7, at Patriots 0, Sept. 21, 1975

GREATEST MARGIN OF VICTORY

Game— 53 at Patriots 56, NY Jets 3, Sept. 9, 1979
42 at Patriots 45, Houston 3, Nov. 1, 1963
41 Patriots 41, at San Diego 0, Dec. 17, 1961

GREATEST MARGIN OF DEFEAT

Game— 52 at Miami 52, Patriots 0, Nov. 12, 1972
42 at Green Bay (Mil.) 45, Patriots 3, Oct. 9, 1988

MOST TOUCHDOWNS

Season— 52 1961, 1980
49 1979
48 1976
Game— 8 vs. NY Jets, Sept. 9, 1979
vs. NY Jets, Oct. 29, 1978
7 vs. Oakland, Oct. 3, 1976
vs. Buffalo, Oct. 22, 1961

FEWEST TOUCHDOWNS

Season— 17 1982 (9 games)
18 1970
24 1972

MOST POINTS AFTER TOUCHDOWNS

Season— 51 1980
48 1961

FEWEST POINTS AFTER TOUCHDOWNS

Season— 15 1982 (9 games)
17 1970
24 1972

MOST FGS ATTEMPTED

Season— 41 1986
39 1964
Game— 7 at Cincinnati, Nov. 16, 1969
at Buffalo, Sept. 24, 1967
at San Diego, Sept. 20, 1964

FEWEST FGS ATTEMPTED

Season— 13 1982 (9 games)
16 1972
17 1975



TEAM RECORDS

MOST FGS MADE

Season—	32	1986
	26	1980
	25	1964
	24	1985
Game—	6	at Denver, Oct. 4, 1964
	4	Many times, Most recent: vs. LA Raiders, Nov. 1, 1987 (Tony Franklin)

FEWEST FGS MADE

Season—	8	1982 (9 games), 1972, 1970, 1960
	9	1983, 1975

FIRST DOWNS

MOST TOTAL

Season—	335	1989
	328	1981
	322	1978
Game—	31	vs. Philadelphia, Nov. 29, 1987 at Houston, Dec. 11, 1966
	30	vs. NY Jets, Sept. 9, 1979

FEWEST TOTAL

Season—	146	1982 (9 games)
	166	1969
	181	1968
Game—	5	vs. Miami, Dec. 12, 1982 at NY Jets, Nov. 22, 1970
	6	at Kansas City, Oct. 11, 1970

MOST RUSHING

Season—	181	1978
	150	1976
Game—	21	vs. Denver, Nov. 28, 1976
	18	vs. NY Jets, Oct. 18, 1976

FEWEST RUSHING

Season—	55	1965
	63	1970
Game—	0	at New Orleans, Nov. 30, 1986 at Buffalo, Oct. 26, 1980 at NY Jets, Nov. 22, 1970
	1	10 times, Most recent: vs. Cleveland, Oct. 4, 1987

MOST PASSING

Season—	202	1986
	186	1984
	166	1981
Game—	21	vs. Philadelphia, Nov. 29, 1987
	20	at Indianapolis, Nov. 18, 1984 at Houston, Nov. 10, 1980 vs. Oakland, Oct. 16, 1964

FEWEST PASSING

Season—	63	1982 (nine games)
	87	1969
	94	1971, 1968
Game—	0	vs. Miami, Dec. 8, 1968 at Tampa Bay, Dec. 12, 1976
	1	vs. New Orleans, Dec. 4, 1983 vs. Miami, Dec. 12, 1982

MOST PENALTY

Season—	35	1986
	29	1965
	27	1979
Game—	7	at Houston, Sept. 19, 1965
	5	vs. NY Jets, Oct. 12, 1986 at Indianapolis, Nov. 9, 1986 vs. Detroit, Oct. 7, 1979 at San Diego, Nov. 9, 1975 vs. Baltimore, Oct. 7, 1973 at Miami, Dec. 17, 1967

FEWEST PENALTY

Season—	9	1982 (nine games)
	11	1971
	14	1977
Game—	0	Many times, Most recent: at Denver, Dec. 17, 1988

TOTAL NET YARDS

MOST

Season—	5,965	1978
	5,623	1981
	5,499	1985
	5,470	1979



TEAM RECORDS

Game—	597	vs. NY Jets, Sept. 9, 1979
	529	vs. NY Jets, Oct. 29, 1978
	506	vs. Seattle, Sept. 21, 1986
FEWEST		
Season—	2,626	1970
	2,633	1982 (9 games)
	3,127	1968
Game—	57	vs. NY Jets, Sept. 19, 1982 (61r, -4p)
	80	at NY Jets, Nov. 20, 1970 (23r, 57p)

RUSHING

MOST ATTEMPTS

Season—	671	1978
	603	1977
Game—	62	vs. Denver, Nov. 28, 1976 (332 yds.)
	60	at Seattle, Dec. 19, 1982 (249 yds.)

FEWEST ATTEMPTS

Season—	324	1982 (9 games)
	334	1970
	363	1960
Game—	10	vs. NY Jets, Oct. 12, 1986 (17 yards)
	11	vs. Washington, Sept. 23, 1984 (17 yds.)
		vs. Buffalo, Dec. 20, 1964 (33 yds.)

MOST YARDS

Season—	3,165	1978
	2,948	1976
Game—	332	vs. Denver, Nov. 28, 1976
	330	vs. NY Jets, Oct. 18, 1976
	328	vs. NY Jets, Sept. 18, 1983

FEWEST YARDS

Season—	1,040	1970
	1,117	1965
Game—	2	at New Orleans, Nov. 30, 1986 (18 attempts)
	17	vs. NY Jets, Oct. 12, 1986 (10 attempts)
		vs. Washington, Sept. 23, 1984 (11 attempts)
		at LA Chargers, Oct. 28, 1960 (24 attempts)
	22	vs. NY Jets, Nov. 14, 1965 (23 attempts)

MOST TOUCHDOWNS

Season—	30	1978
	24	1976
Game—	4	Accomplished 6 times, Most recent: vs. San Diego, Oct. 16, 1983

FEWEST TOUCHDOWNS

Season—	3	1982 (9 games)
	7	1971
	8	1968, 1965

PASSING

MOST ATTEMPTS

Season—	610	1989
	557	1986
	500	1984
	482	1981
Game—	59	vs. New Orleans, November 12, 1989
	53	vs. Philadelphia, Nov. 29, 1987
	52	at LA Rams, Nov. 16, 1986
		at NY Jets, Oct. 11, 1981

FEWEST ATTEMPTS

Season—	187	1982 (9 games)
	305	1977
	309	1976
Game—	5	vs. Miami, Dec. 12, 1982 (2 comps.)
	9	vs. Miami, Nov. 9, 1969 (2 comps.)

MOST COMPLETIONS

Season—	340	1986
	292	1984
	255	1985
	254	1981
Game—	36	at LA Rams, Nov. 16, 1986
	34	vs. Philadelphia, Nov. 29, 1987
	30	at Indianapolis, Nov. 18, 1984

FEWEST COMPLETIONS

Season—	93	1982 (9 games)
	146	1976
	159	1971
Game—	2	vs. Miami, Nov. 9, 1969 (9 attempts)
		vs. Miami, Dec. 12, 1982 (5 attempts)
	3	vs. New Orleans, Dec. 4, 1983 (10 attempts)



TEAM RECORDS

MOST NET YARDS

Season—	3,954	1986
	3,231	1984
	3,218	1979
	3,195	1980
	3,168	1985
Game—	405	vs. Oakland, Oct. 16, 1964
	386	vs. Seattle, Sept. 21, 1986
	383	vs. NY Jets, Oct. 12, 1986
	374	at Houston, Nov. 10, 1980

FEWEST NET YARDS

Season—	1347	1982 (9 games)
	1586	1970
	1746	1976
Game—	4	vs. NY Jets, Sept. 19, 1982
	13	vs. Miami, Dec. 12, 1982
	16	vs. New Orleans, Dec. 4, 1983
		at Miami, Dec. 8, 1968

MOST TOUCHDOWNS

Season—	31	1964
	30	1979
	29	1986, 1961
Game—	6	vs. NY Jets, Sept. 9, 1979
	5	Many times, Most recent: at Buffalo, Nov. 15, 1964

FEWEST TOUCHDOWNS

Season—	7	1970
	10	1972

MOST HAD INTERCEPTED

Season—	34	1981
	33	1968
	32	1967
Game—	6	at Denver, Sept. 3, 1967
		vs. Buffalo, Dec. 9, 1967
		at Kansas City, Oct. 11, 1970
		at San Francisco, Nov. 30, 1980

FEWEST HAD INTERCEPTED

Season—	9	1982 (9 games)
	13	1986, 1962
	14	1984

SACKS ALLOWED, MOST (ALLOWED BY N.E. OFFENSE)

Season—	66	1984 (454 yards)
	49	1979 (382 yards)
	47	1986 (367 yards)
Game—	10	at Dallas, Nov. 22, 1984 (57 yards)

SACKS ALLOWED, FEWEST (ALLOWED BY N.E. OFFENSE)

Season—	14	1977 (155 yards)
	15	1982 (9 games-134 yards)
	19	1976 (164 yards)
Game—	0	Accomplished 44 times,
		Most recent: at NY Jets, Nov. 13, 1988

PUNTING

MOST PUNTS

Season—	96	1968
	92	1986, 1985, 1984
	91	1988
Game—	11	at Chicago, Sept. 15, 1985
		at Dallas, Nov. 22, 1984
		vs. NY Jets, Oct. 2, 1966
	10	vs. Buffalo, Nov. 23, 1986 (1 blocked)
		at Oakland, Oct. 6, 1968
		at Buffalo, Nov. 15, 1964
		vs. Buffalo, Dec. 1, 1963
		at Houston, Dec. 18, 1960

FEWEST PUNTS

Season—	49	1982 (9 games)
	61	1973, 1978
	63	1980
Game—	0	3 times, Most recent: vs. Houston, Nov. 12, 1978
	1	9 times, Most recent: vs. Kansas City, Oct. 4, 1981

MOST YARDS

Season—	3,953	1985
	3,904	1984
	3,831	1968
	3,746	1986
	3,615	1983
Game—	514	at Chicago, Sept. 15, 1985
	479	at Dallas, Nov. 22, 1984
	436	at Oakland, Nov. 1, 1981
		at Oakland, Oct. 6, 1968



TEAM RECORDS

FEWEST YARDS

Season— 2,137 1978
 2,140 1982 (9 games)
 2,297 1973

Game— 0 3 times, Most recent: vs. Houston, Nov. 12, 1978

HIGHEST AVG.

Season— 44.6 1983
 43.7 1982
 42.9 1985
 42.4 1984
 41.5 1969

Game (4 Punts Min.)—
 50.8 at Miami, Sept. 11, 1983 (4)
 50.8 vs. Cincinnati, Dec. 1, 1968 (4)
 50.4 at Buffalo, Nov. 22, 1981 (5)

LOWEST AVG.

Season— 34.6 1977
 35.0 1978

PUNT RETURNS

MOST

Season— 60 1980
 48 1984
 1976
 47 1978

Game— 7 at Dallas, Nov. 22, 1984
 vs. Houston, Nov. 5, 1967
 6 Accomplished 11 times, Most recent: at San Francisco,
 Nov. 30, 1980.

FEWEST RETURNS

Season— 17 1972
 23 1969

MOST YARDS

Season— 628 1976
 533 1974

Game— 167 vs. Buffalo, Nov. 7, 1976
 139 at Buffalo, Nov. 20, 1977

FEWEST YARDS

Season— 37 1972
 138 1962

HIGHEST AVG.

Season— 13.3 1974
 13.1 1976

LOWEST AVG.

Season— 2.2 1972
 5.3 1968, 1962

MOST TOUCHDOWNS

Season— 2 1985, 1976

Game— 1 vs. Atlanta, Nov. 2, 1986
 vs. Indianapolis, Nov. 10, 1985
 at Buffalo, Sept. 22, 1985
 vs. NY Jets, Nov. 2, 1980
 vs. Baltimore, Nov. 18, 1979
 vs. Denver, Nov. 28, 1976
 vs. Buffalo, Nov. 7, 1976

KICKOFF RETURNS

MOST

Season— 73 1967
 71 1968

Game— 10 vs. Buffalo, Dec. 9, 1967
 9 at Dallas, Oct. 24, 1971
 vs. NY Jets, Sept. 22, 1968
 vs. Oakland, Oct. 16, 1964

FEWEST

Season— 28 1982 (9 games)
 39 1977
 46 1976

Game— 0 at Buffalo, Dec. 20, 1987
 vs. Seattle, Oct. 9, 1977
 at Denver, Sept. 14, 1969

MOST YARDS

Season— 1,520 1975
 1,442 1968

Game— 245 at Dallas, Oct. 24, 1971
 230 at Baltimore, Dec. 21, 1975



TEAM RECORDS

FEWEST YARDS

Season— 646 1982 (9 games)
 901 1987 (15 games)
 1,051 1977

Game— 0 at Buffalo, Dec. 20, 1987
 vs. Seattle, Oct. 9, 1977
 at Denver, Sept. 14, 1969

HIGHEST AVG.

Season— 26.9 1977
 24.1 1973

LOWEST AVG.

Season— 18.3 1981
 18.8 1987
 19.5 1984
 19.6 1985

MOST TOUCHDOWNS

Season— 3 1977
 2 1961
 1 1988, 1982, 1980, 1975, 1973, 1962

Game— 1 11 times, Most recent: at Indianapolis, Nov. 27, 1988

PENALTIES

MOST

Season— 114 1985
 112 1977
 102 1976

Game— 14 at Indianapolis, Dec. 1, 1985
 at Cincinnati, Oct. 15, 1978
 13 vs. Kansas City, Sept. 18, 1977

FEWEST

Season— 50 1973
 52 1962
 53 1982 (9 games)

Game— 1 10 times, Most recent: vs. Cleveland, Oct. 4, 1987

MOST YARDS

Season— 931 1977
 914 1976

Game— 139 vs. Buffalo, Nov. 6, 1983
 125 vs. NY Jets, Oct. 29, 1978
 at Cincinnati, Oct. 15, 1978

FEWEST YARDS

Season— 412 1982 (9 games)
 456 1962
 467 1964

Game— 5 4 times, Most recent: at Miami, Dec. 22, 1986

FUMBLES

MOST

Season— 51 1973
 47 1983
 43 1975

Game— 8 vs. Baltimore, Oct. 7, 1973
 6 7 times, Most recent: vs. Miami, Dec. 15, 1974

FEWEST

Season— 15 1969
 16 1982 (9 games)
 18 1970

Game— 0 Many times, Most recent: at Denver, Dec. 17, 1988

MOST TOTAL RECOVERED

Season— 43 1983, 1973
 37 1985
 36 1975

Game— 8 at Pittsburgh, Sept. 26, 1976 (2-6)
 7 at LA Rams, Dec. 11, 1983 (1-6)

FEWEST TOTAL RECOVERED

Season— 8 1982 (9 games)
 15 1988
 19 1969

MOST OWN RECOVERED

Season— 25 1973
 24 1983

Game— 5 at Washington, Oct. 25, 1981
 vs. Baltimore, Oct. 7, 1973

FEWEST OWN RECOVERED

Season— 5 1970, 1969
 8 1982 (9 games), 1971, 1968



TEAM RECORDS

MOST OPPONENTS' RECOVERED

Season—	27	1976
	24	1985
	21	1987, 1978
Game—	6	at LA Rams, Dec. 11, 1983 at Pittsburgh, Sept. 26, 1976
	5	at New Orleans, Nov. 30, 1986 vs. Denver, Nov. 6, 1966

FEWEST OPPONENTS' RECOVERED

Season—	8	1984
	9	1965
	10	1977, 1962
	11	1982 (9 games)

DEFENSIVE

NET YARDS ALLOWED

MOST NET YARDS ALLOWED

Season—	5,827	1981
	5,576	1983
	5,248	1972
Game—	584	vs. Cincinnati, Dec. 7, 1986
	552	vs. Miami, Oct. 21, 1984
	540	vs. Houston, Oct. 13, 1961

FEWEST NET YARDS ALLOWED

Season—	2,812	1982 (9 games)
	3,638	1963
Game—	65	vs. Seattle, Dec. 4, 1988
	86	vs. Baltimore, Oct. 23, 1977
	88	vs. Miami, Oct. 12, 1980

SCORING ALLOWED

MOST POINTS ALLOWED

Season—	446	1972
	406	1968
Game—	52	at Miami, Nov. 12, 1972
	48	at NY Jets, Oct. 27, 1968 vs. Oakland, Oct. 22, 1967
Shutout Game—	52	at Miami, Nov. 12, 1972
	34	at Dallas Texans, Dec. 11, 1960

FEWEST POINTS ALLOWED

Season—	157	1982 (9 games)
	217	1977
	236	1976
Game—	0	15 times, Most recent: vs. Indianapolis, Nov. 22, 1987

RUSHING ALLOWED

MOST ATTEMPTS ALLOWED

Season—	644	1981
	560	1973
Game—	58	vs. NY Jets, Oct. 14, 1973
	54	vs. Cleveland, Oct. 4, 1987 vs. St. Louis, Dec. 2, 1984 vs. Washington, Sept. 23, 1984 vs. NY Jets, Oct. 15, 1972

FEWEST ATTEMPTS ALLOWED

Season—	310	1963
	314	1982 (9 games)
	350	1961
Game—	10	at Oakland, Dec. 9, 1961
	14	at Seattle, Dec. 19, 1982
	15	vs. Houston, Dec. 18, 1965

MOST YARDS

Season—	2,950	1981
	2,850	1973
	2,717	1972
Game—	360	vs. Buffalo, Sept. 16, 1973
	349	vs. Buffalo, Dec. 14, 1975

FEWEST YARDS

Season—	1,041	1961
	1,107	1963
Game—	2	at San Diego, Dec. 17, 1961
	19	vs. Houston, Nov. 1, 1963

MOST TOUCHDOWNS

Season—	27	1972
	22	1968
Game—	6	at NY Jets, Oct. 27, 1968
	5	at Green Bay (Mil.), Oct. 9, 1988



TEAM RECORDS

FEWEST TOUCHDOWNS

Season—	7	1966
	8	1977
	9	1983

PASSING ALLOWED

MOST ATTEMPTS ALLOWED

Season—	530	1964
	525	1985
	520	1987
Game—	61	vs. Minnesota, Dec. 16, 1979
	56	vs. NY Jets, Oct. 2, 1966
		vs. Denver, Sept. 21, 1962

FEWEST ATTEMPTS ALLOWED

Season—	240	1973
	267	1982 (9 games)
	325	1972
Game—	7	at Buffalo, Dec. 9, 1973
		vs. NY Jets, Oct. 14, 1973
	9	vs. NY Jets, Oct. 15, 1972

MOST COMPLETIONS ALLOWED

Season—	283	1984
	277	1983
	273	1987
Game—	35	vs. Minnesota, Dec. 16, 1979
	29	vs. Miami, Nov. 6, 1988
	28	vs. NY Jets, Oct. 2, 1966

FEWEST COMPLETIONS ALLOWED

Season—	134	1973
	142	1982 (9 games)
	170	1971
Game—	1	vs. NY Jets, Oct. 14, 1973
	2	at Buffalo, Dec. 9, 1973

MOST NET YARDS ALLOWED

Season—	3,666	1989
	3,356	1966
	3,295	1983
Game—	467	vs. Minnesota, Dec. 16, 1979
	448	vs. Houston, Oct. 13, 1961

FEWEST NET YARDS ALLOWED

Season—	1,338	1973
	1,519	1982 (9 games)
	2,033	1977
Game—	0	vs. NY Jets, Oct. 14, 1973
	8	vs. NY Jets, Oct. 10, 1971

MOST TOUCHDOWNS ALLOWED

Season—	28	1967, 1980
	27	1961
Game—	5	vs. Oakland, Oct. 22, 1967
		vs. Kansas City, Sept. 25, 1966

FEWEST TOUCHDOWNS ALLOWED

Season—	9	1982 (9 games)
	11	1973
	13	1988
	14	1985

SACKS, MOST RECORDED (BY N.E. DEFENSE)

Season—	58	1977 (471 yards), NFL leaders
	57	1979 (512 yards), NFL leaders
	56	1963 (526 yards)
Game—	10	at Oakland, Sept. 22, 1963 (100 yards)
	9	vs. NY Jets, Sept. 9, 1979 (86 yards)
		vs. Denver, Nov. 28, 1976 (59 yards)

SACKS, FEWEST RECORDED (BY N.E. DEFENSE)

Season—	15	1972 (101 yards)
	20	1982 (9 games-134 yards), 1981 (175 yards)
	22	1969 (159 yards)
		1966 (209 yards)
Game—	0	Accomplished 61 times, Most recent: at Miami, Nov. 20, 1988

FIRST DOWNS ALLOWED

MOST TOTAL ALLOWED

Season—	328	1981
	326	1983
	311	1984
Game—	33	vs. Miami, Oct. 21, 1984
	30	at Pittsburgh, Sept. 25, 1983
		vs. NY Jets, Sept. 19, 1982
		vs. Minnesota, Dec. 16, 1979



TEAM RECORDS

FEWEST TOTAL ALLOWED

Season—	185	1982 (9 games)
	215	1977, 1973
	219	1967
Game—	2	vs. Seattle, Dec. 4, 1988
	5	at Chicago, Oct. 14, 1979
	6	vs. Seattle, Oct. 9, 1977

MOST RUSHING

Season—	160	1981
	144	1972
	142	1969, 1973
Game—	20	vs. NY Jets, Sept. 19, 1982
	19	vs. Buffalo, Dec. 14, 1975
		vs. NY Jets, Oct. 15, 1972

FEWEST RUSHING

Season—	59	1963
	61	1967
Game—	0	vs. Seattle, Dec. 4, 1988
		at Denver, Nov. 4, 1984
		vs. Buffalo, Oct. 20, 1968
		vs. Miami, Oct. 15, 1967
		vs. Houston, Nov. 1, 1963

MOST PASSING

Season—	182	1984
	172	1983
	168	1985
	165	1964
Game—	20	at San Francisco, Oct. 22, 1989
	18	at Denver, Nov. 4, 1984
		vs. San Diego, Oct. 16, 1983
		vs. San Francisco, Oct. 2, 1983
	17	6 times, Most recent: vs. Miami, Nov. 6, 1988

FEWEST PASSING

Season—	67	1973
	88	1982 (9 games)
	105	1970
Game—	1	vs. NY Jets, Oct. 14, 1973
	2	Accomplished 9 times,
		Most recent: vs. Seattle, Dec. 4, 1988

MOST PENALTY

Season—	28	1968
	25	1983
	24	1985, 1960
Game—	7	at Oakland, Oct. 6, 1968
	6	at NY Jets, Oct. 27, 1968

FEWEST PENALTY

Season—	6	1973
	10	1982 (9 games)
	11	1974, 1980
Game—	0	Many times, Most recent: vs. Tampa Bay, Dec. 11, 1988

INTERCEPTIONS BY PATRIOTS

MOST

Season—	31	1964
	29	1963
Game—	7	at NY Jets, Nov. 21, 1976
	6	vs. NY Jets, Sept. 27, 1964
		vs. Houston, Nov. 1, 1963

FEWEST

Season—	8	1970
	10	1972

MOST YARDS

Season—	645	1963
	505	1976
Game—	204	vs. Houston, Nov. 1, 1963
	145	at NY Jets, Nov. 21, 1976

FEWEST YARDS

Season—	105	1973
	165	1975

MOST TOUCHDOWNS

Season—	3	1976, 1963, 1962
	2	1987, 1974, 1971, 1967, 1961
Game—	2	at NY Jets, Nov. 21, 1976
		vs. Houston, Nov. 1, 1963

FEWEST TOUCHDOWNS

Season—	0	1988, 1984, 1981, 1977, 1973, 1972, 1970, 1966, 1965, 1960
	1	1989, 1986, 1985, 1983, 1982, 1980, 1979, 1978, 1975, 1969, 1968, 1964



CONSECUTIVE RECORDS

INDIVIDUAL

SEASONS PLAYED

- 15 Steve Grogan (1975-89)
- 14 Steve Nelson (1974-86)

GAMES PLAYED

- 161 Raymond Clayborn (9-18-77 to 11-22-87)
- 152 Gino Cappelletti (9-9-60 to 12-6-70)

GAMES STARTED

- 147 Ray Clayborn (9-3-78 to 11-22-87)
- 110 Ray Hamilton (9-16-73 to 10-26-80)

GAMES SCORING

- 101 John Smith (9-28-75 to 10-2-83)

GAMES SCORING TD

- 5 Horace Ivory (10-22-78 to 11-19-78)
- Jimmy Colclough (11-11-62 to 12-9-62)

GAMES RUSHING TD

- 5 Horace Ivory (10-22-78 to 11-19-78)
- 4 Jim Nance (11-27-66 to 12-18-66)
- Tony Collins (9-21-81 to 10-11-81)

GAMES RECEIVING TD

- 5 Jimmy Colclough (11-11-62 to 12-9-62)
- 4 Stanley Morgan (9-21-86 to 10-12-86)
- Stanley Morgan (9-7-80 to 9-29-80)
- Art Graham (12-11-66 to 9-17-67)

GAMES PASSING TD

- 14 Babe Parilli (12-3-61 to 9-8-63)
- 10 Babe Parilli (12-11-66 to 10-29-67)
- Mike Taliaferro (9-28-69 to 11-30-69)
- Tony Eason (11-24-85 to 10-5-86)

GAMES NONE INTERCEPTED

- 6 Tony Eason (9-7-86 to 10-26-86)

GAMES RECEPTIONS MADE

- 42 Jim Colclough (9-9-60 to 9-8-63)
- 28 Stanley Morgan (12-1-85 to 11-29-87)

GAMES INTERCEPTIONS MADE

- 4 Mike Haynes (11-7-76 to 11-28-76)

FGs MADE

- 14 Tony Franklin (10-26-86 to 11-23-86)
- 9 Tony Franklin (12-16-84 to 10-6-85), (10-7-84 to 11-4-84)

PATs MADE

- 105 Gino Cappelletti (12-8-63 to 12-18-66)
- 79 John Smith (11-18-79 to 10-4-81)

GAMES FG MADE

- 17 Tony Franklin (11-24-85 to 11-23-86)
- 12 Tony Franklin (10-7-84 to 9-8-85)

PASSING ATTEMPTS NONE INTERCEPTED

- 178 Tony Eason (12-22-85 to 10-26-86)
- 141 Tony Eason (12-18-83 to 10-14-84)

PRO BOWL APPEARANCES

- 8 John Hannah (1979 to 1985)

RECEPTIONS MADE FOR TDs

- 3 Derrick Ramsey (11-18-84)
- Harold Jackson (9-9-79)

TEAM

MOST VICTORIES

- 7 Oct. 19, 1986 to Nov. 30, 1986
- Nov. 7, 1976 to Sept. 18, 1977
- Sept. 24, 1978 to Nov. 5, 1978

MOST SHUTOUT VICTORIES

- 2 vs. Miami, Dec. 12, 1982 and at Seattle Dec. 19, 1982

MOST VICTORIES AT HOME

- 10 Sept. 19, 1976 to Oct. 30, 1977

MOST VICTORIES ON ROAD

- 6 Oct. 19, 1986 to Dec. 22, 1986
- Sept. 10, 1978 to Nov. 19, 1978

MOST LOSSES

- 9 Oct. 25, 1981 to Dec. 20, 1981
- Oct. 8, 1972 to Dec. 3, 1972
- Sept. 27, 1970 to Nov. 22, 1970

MOST LOSSES AT HOME

- 6 Nov. 3, 1974 to Sept. 28, 1975
- Oct. 15, 1972 to Sept. 23, 1973
- Sept. 27, 1970 to Dec. 13, 1970

MOST LOSSES ON ROAD

- 8 Sept. 13, 1981 to Dec. 20, 1981
- Dec. 6, 1970 to Dec. 12, 1971
- Oct. 6, 1968 to Oct. 26, 1969



CONSECUTIVE RECORDS

MOST GAMES SCORING

125 Dec. 28, 1975 to Nov. 13, 1983

MOST QUARTERS PATRIOTS SCORELESS

8 Dec. 4, 1960 (at Buffalo) to Dec. 18, 1960 (at Houston)

MOST SHUTOUT QUARTERS ALLOWED

8 Dec. 12, 1982 (vs. Miami) to Dec. 19, 1982 (at Seattle)

MOST QUARTERS NOT ALLOWING A TD

10 Dec. 5, 1982 (at Chicago, 2nd half) thru Dec. 19, 1982 (at Seattle) (Shutout victories vs. Miami 12-12-82 and at Seattle 12-19-82)

SERIES GAME PATRIOTS' VICTORIES

11 Buffalo Bills, Jan. 2, 1983 to Dec. 20, 1987

SERIES GAME PATRIOTS' LOSSES

9 New York Jets, Dec. 18, 1966 to Nov. 22, 1970

1990 NFL RULE CHANGES

1. Reduced the time interval between plays from 45/30 seconds to 45/25 seconds.
2. Whenever a player goes out of bounds outside of two minutes of the first half and five minutes of the second half, the Game Clock is to be started when the ball is spotted at the hashmark and the Referee gives his ready signal rather than on the snap.
3. Except in the last two minutes of the first half and the last five minutes of the second half, and unless there is an injury or television utilizes a commercial opportunity, the Game Clock will be restarted following a kickoff return when the Referee gives the ready signal rather than on the snap.
4. Except in the last two minutes of the first half and five minutes of the second half, the Game Clock will be started on the Referee's ready signal following all declined penalties rather than on the snap.
5. Clarified the penalty for a player who butts, spears or rams an opponent to make it clear that, in addition to a loss of 15 yards, the player may be disqualified if the action is judged to be of a flagrant or vicious nature.
6. Reaffirmed that the League's long-standing Uniform Code Rules will be strictly enforced and was changed to permit a team to wear either all white or all black shoes whichever it chooses prior to each season. Note: A kicker may wear black or white shoes when he is in the act of kicking.
7. Permitted still photos shot by game video cameras to be used during the playing of the game so long as the receiving unit is not located in the bench area.
8. The Yard Lines marking the five yard lines will be extended four inches beyond the sideline six-foot white border to assist in properly setting the chains at the start of each series.
9. Changed the spot of enforcement for an illegal forward pass from the location of the ball when it is released to the spot where any part of the passer's body is beyond the line of scrimmage when the ball is released.
10. Changed the halftime intermission from 15 to 12 minutes.



PATRIOTS' ALL-TIME LEADERS

(Active Patriots Players Are In CAPS)

TOP 10 RUSHERS

(Based On Rushing Yardage)

Name	Years	No.	Yards	Avg	Lg	ID
1. Sam Cunningham	(1973-79, 81-82)	1,385	5,453	3.9	75t	43
2. Jim Nance	(1965-71)	1,323	5,323	4.0	65t	45
3. Tony Collins	(1981-87)	1,191	4,647	3.9	54	32
4. Don Calhoun	(1975-81)	820	3,391	4.1	73	23
5. Larry Garron	(1960-68)	763	2,981	3.9	85t	14
6. Craig James	(1984-88)	585	2,469	4.2	73	11
7. MOSI TATUPU	(1978-)	596	2,359	4.0	55	18
8. Carl Garrett	(1969-72)	537	2,235	4.2	80t	15
9. STEVE GROGAN	(1975-)	441	2,169	4.9	49t	35
10. Andy Johnson	(1974-82)	491	2,017	4.1	69t	13

TOP 10 PASSERS

(Based On Passing Yardage)

Name	Years	Att	Comp	Yds	Pct	ID	Int
1. STEVE GROGAN	(1975-)	3,501	1,829	26,271	52.2	178	205
2. Babe Parilli	(1961-67)	2,413	1,140	16,747	47.2	132	138
3. Tony Eason	(1983-89)	1,500	876	10,732	58.4	60	48
4. Jim Plunkett	(1971-75)	1,503	729	9,932	48.5	62	87
5. Mike Taliaferro	(1968-70)	680	305	3,920	44.9	27	44
6. Butch Songin	(1960-61)	604	285	3,905	47.2	36	24
7. Matt Cavanaugh	(1978-82)	385	206	3,018	53.5	19	23
8. Doug Flutie	(1987-89)	295	143	1,842	48.5	11	14
9. Tom Yewcic	(1961-66)	206	87	1,374	42.2	12	12
10. Tom Sherman	(1968-69)	226	90	1,199	39.8	12	16

TOP 10 RECEIVERS

(Based On Number Of Receptions)

Name	Years	No	Yds.	Avg	Lg	ID
1. Stanley Morgan	(1977-89)	534	10,352	19.4	76t	67
2. Gino Cappelletti	(1960-70)	292	4,589	15.7	63t	42
3. Jim Colclough	(1960-68)	283	5,001	17.7	78t	39
4. Tony Collins	(1981-87)	261	2,356	9.0	49	12
5. Sam Cunningham	(1973-79, 81-82)	210	1,905	9.1	41	6
6. Russ Francis	(1975-80, 87-88)	207	3,157	15.3	53	28
7. Art Graham	(1963-68)	199	3,107	15.6	80t	20
8. IRVING FRYAR	(1984-)	186	3,065	16.5	80t	27
9. Larry Garron	(1960-68)	185	2,502	13.5	92	26
10. Randy Vataha	(1971-76)	178	3,055	17.2	88t	23

TOP 10 SCORERS

(Based On Total Points)

Name	Years	ID	IDR	IDP	IDRet	FG	PAT	IP
1. Gino Cappelletti	(1960-70)	42	0	42	0	176	342	1,130
2. John Smith	(1974-83)	0	0	0	0	128	308	692
3. Tony Franklin	(1984-87)	0	0	0	0	93	163	442
4. Stanley Morgan	(1977-89)	68	0	67	1	0	0	408
5. Sam Cunningham	(1973-79, 81-82)	49	43	6	0	0	0	294
6. Jim Nance	(1965-71)	46	45	1	0	0	0	276
7. Tony Collins	(1981-87)	44	32	12	0	0	0	264
8. Larry Garron	(1960-68)	42	14	26	2	0	0	252
9. Jim Colclough	(1960-68)	39	0	39	0	0	0	238
10. STEVE GROGAN	(1975-)	36	35	0	1	0	0	216



PATRIOTS' ALL-TIME LEADERS

TOP 10 INTERCEPTORS

(Based On Number Of Interceptions)

	<u>Name</u>	<u>Years</u>	<u>No.</u>	<u>Yds.</u>	<u>Avg.</u>	<u>Lg</u>	<u>TD</u>
1.	Raymond Clayborn	(1977-89)	36	555	15.4	85	1
2.	Ron Hall	(1961-67)	29	476	16.4	87	1
	ROLAND JAMES	(1980-)	29	383	13.2	46	0
4.	Mike Haynes	(1976-82)	28	393	14.0	50	1
5.	Nick Buoniconti	(1962-68)	24	223	9.3	41	0
6.	FRED MARION	(1982-)	23	407	17.7	83	1
7.	Don Webb	(1961-70)	21	366	17.4	59	2
8.	RONNIE LIPPETT	(1984-)	18	299	16.6	58	2
	Ron Bolton	(1972-75)	18	116	6.4	56	0
10.	Steve Nelson	(1974-87)	17	226	13.3	37	0
	Tim Fox	(1976-81)	17	215	12.7	29	0

TOP 10 PUNT RETURNERS

(Based on Return Yardage)

	<u>Name</u>	<u>Years</u>	<u>No.</u>	<u>FC</u>	<u>Yds.</u>	<u>Avg</u>	<u>LG</u>	<u>TD</u>
1.	IRVING FRYAR	(1984-)	176	56	1,912	10.9	85t	3
2.	Mike Haynes	(1976-81)	111	8	1,159	10.4	89t	2
3.	Stanley Morgan	(1977-89)	92	32	960	10.4	80t	1
4.	Mack Herron	(1973-75)	74	14	888	12.0	66	0
5.	Ricky Smith	(1982-83)	54	20	537	9.9	55	0
6.	Carl Garrett	(1969-72)	43	2	487	11.3	62	0
7.	ROLAND JAMES	(1980-)	42	8	400	9.5	75t	1
8.	Ron Burton	(1960-65)	56	0	389	6.9	62	0
9.	Bob Suci	(1963)	25	0	233	9.3	22	0
10.	Billy Johnson	(1966-68)	23	9	195	8.6	52	0

TOP 10 KICKOFF RETURNERS

(Based on Return Yardage)

	<u>Name</u>	<u>Years</u>	<u>No.</u>	<u>Yds.</u>	<u>Avg</u>	<u>LG</u>	<u>TD</u>
1.	Larry Garron	(1960-67)	89	2,299	25.8	95t	2
2.	Stephen Starring	(1983-87)	107	2,259	21.1	53	0
3.	Carl Garrett	(1969-72)	92	2,251	24.5	63	0
4.	Mack Herron	(1973-75)	71	1,796	25.3	92t	1
5.	Raymond Clayborn	(1977-89)	57	1,538	27.0	101t	3
6.	Ricky Smith	(1982-84)	67	1,505	22.5	98t	1
7.	Jay Cunningham	(1965-67)	64	1,372	21.4	45	0
8.	Tony Collins	(1981-87)	66	1,335	20.2	46	0
9.	SAMMY MARTIN	(1988-)	55	1,319	24.0	95t	1
10.	Horace Ivory	(1978-81)	45	1,191	26.5	98t	1

TOP 10 PUNTERS

(Based on Number of Punts)

	<u>Name</u>	<u>Years</u>	<u>No.</u>	<u>Yds</u>	<u>Avg</u>	<u>LG</u>	<u>BLK</u>
1.	Rich Camarillo	(1981-87)	468	19,922	42.6	76	4
2.	Tom Yewcic	(1961-66)	377	14,553	38.6	70	9
3.	Tom Janik	(1969-71)	243	9,516	39.2	58	1
4.	Mike Patrick	(1975-78)	222	8,481	38.2	64	0
5.	Jeff Feagles	(1988-89)	154	5,874	38.1	74	1
6.	Terry Swanson	(1967-68)	127	5,081	40.0	62	2
7.	Bruce Barnes	(1973-74)	100	3,738	37.4	53	0
8.	Eddie Hare	(1979)	83	3,038	36.6	58	1
9.	Mike Hubach	(1980-81)	82	3,118	38.0	69	0
10.	Pat Studstill	(1972)	75	2,859	38.1	57	1



LONGEST PLAYS

RUSHING

PLAYERS	Yds.	OPPONENT	DATE
1. Larry Garron	85t	vs. Buffalo	Oct. 22, 1961
2. Carl Garrett	80t	vs. Miami	Nov. 9, 1969
3. Robert Weathers Ron Burton	77t 77t	vs. Baltimore at Denver	Sept. 4, 1983 Oct. 23, 1960
5. Sam Cunningham	75t	at Buffalo	Oct. 20, 1974

PASS PLAYS

PLAYERS	Yds.	OPPONENT	DATE
1. Tony Eason to Craig James	90t	at Chicago	Sept. 15, 1985
2. Jim Plunkett to Randy Vataha	88t	at Baltimore	Dec. 19, 1971
3. Tom Sherman to Jim Whalen	87t	at NY Jets	Oct. 27, 1968
4. Babe Parilli to Art Graham	80t	at Houston	Nov. 29, 1964
Jim Plunkett to Carl Garrett	80t	vs. Buffalo	Nov. 14, 1971
Doug Flutie to Irving Fryar	80t	vs. Chicago	Oct. 30, 1988

KICKOFF RETURNS

PLAYERS	Yds.	OPPONENT	DATE
1. Raymond Clayborn	101t	at Baltimore	Dec. 18, 1977
2. Raymond Clayborn	100t	at NY Jets	Oct. 2, 1977
3. Allan Carter	99t	at Baltimore	Dec. 21, 1975
4. Ricky Smith	98t	vs. NY Jets	Sept. 19, 1982
Horace Ivory	98t	at Baltimore	Oct. 19, 1980

PUNT RETURNS

PLAYER	Yds.	OPPONENT	DATE
1. Mike Haynes	89t	vs. Buffalo	Nov. 7, 1976
2. Irving Fryar	85t	at Buffalo	Sept. 22, 1985
3. Stanley Morgan	80t	vs. Baltimore	Nov. 18, 1979
4. Irving Fryar	77t	vs. Indianapolis	Nov. 10, 1985
5. Roland James	75t	vs. NY Jets	Nov. 2, 1980

INTERCEPTION RETURNS

PLAYER	Yds.	OPPONENT	DATE
1. Rick Sanford	99t	at Chicago	Dec. 5, 1982
2. Bob Suci	98t	vs. Houston	Nov. 1, 1963
3. Ron Hall	87t	at Denver	Sept. 18, 1966
4. Raymond Clayborn	85t	at Cleveland	Oct. 7, 1984
5. Fred Marion	83t	at Seattle	Nov. 17, 1985

PUNTS

PLAYER	Yds.	OPPONENT	DATE
1. Luke Prestridge	89t	vs. Miami	Oct. 21, 1984
2. Bob Scarpito	87t	at Denver	Sept. 29, 1968
3. Luke Prestridge	82t	vs. NY Jets	Oct. 28, 1984
4. Rich Camarillo	76t	vs. NY Jets	Sept. 19, 1982
5. Rich Camarillo	75t	at Chicago	Sept. 15, 1985
Rich Camarillo	75t	at Oakland	Nov. 1, 1981

FIELD GOALS

PLAYER	Yds.	OPPONENT	DATE
1. Gino Cappelletti	53	at NY Jets	Nov. 28, 1965
2. Gino Cappelletti	51	vs. Denver	Nov. 20, 1964
Charlie Gogolak	51	at Miami	Oct. 17, 1971
4. John Smith	50	vs. Kansas City	Oct. 4, 1981
Tony Franklin	50	at Tampa Bay	Oct. 27, 1985
Tony Franklin	50	vs. Detroit	Dec. 8, 1985
Tony Franklin	50	vs. LA Raiders	Nov. 1, 1987
Teddy Garcia	50	at Minnesota	Sept. 11, 1988



LAST TIME IT HAPPENED

REGULAR SEASON

Overtime Game:

Patriots 23, Indianapolis 20 at Indianapolis on Oct. 29, 1989

Shutout:

By Patriots: Patriots 24, Indianapolis 0 at Foxboro on Nov. 22, 1987

By Opponent: Cleveland 30, Patriots 0 at Foxboro on Nov. 20, 1983

Kickoff Return For Touchdown:

By Patriots: Sammy Martin at Indianapolis, Nov. 27, 1988 (95 yards)

By Opponent: Joe Washington, Baltimore, Sept. 18, 1978 (90 yards)

Punt Return For Touchdown:

By Patriots: Irving Fryar vs. Atlanta, Nov. 2, 1986 (59 yards)

By Opponent: Paul Johns, Seattle, Sept. 16, 1984 (47 yards)

Interception Return For Touchdown:

By Patriots: Maurice Hurst vs. Buffalo, Nov. 19, 1989 (16 yards)

By Opponent: Jerry Gray, L.A. Rams, Dec. 24, 1989 (27 yards)

Fumble Return For Touchdown:

By Patriots: Andre Tippett at N.Y. Jets, Sept. 21, 1987 (29 yards)

By Opponent: Sean McNanie, Buffalo, Dec. 20, 1987 (14 yards)

Opponent's Fumble Recovered In End Zone For Touchdown:

By Patriots: Johnny Rembert vs. Indianapolis, Sept. 7, 1986

By Opponent: Lyle Alzado, L.A. Raiders, Sept. 29, 1985

Blocked Punt:

By Patriots: Eugene Profit vs. Philadelphia, Nov. 29, 1987

By Opponent: Erik McMillan, N.Y. Jets, Sept. 10, 1989

Blocked Punt Returned/Recovered For Touchdown:

By Patriots: Willie Scott vs. Indianapolis, Nov. 22, 1987 (3 yards)

By Opponent: Paul Moyer, Seattle, Sept. 28, 1986 (Recovered In End Zone)

Fake Field Goal Attempt:

By Patriots: at Seattle, Nov. 17, 1985 (Franklin - 5 Yard Run)

By Opponent: N.Y. Jets at Foxboro, Nov. 5, 1989 (Lageman - 5 Yard Run)

100-Yard Rushing Game:

By Patriots: John Stephens vs. Indianapolis, Dec. 3, 1989 (27-124-1)

By Opponent: Greg Bell, L.A. Rams, Dec. 24, 1989 (26-210-1)

100-Yard Receiving Game:

By Patriots: Hart Lee Dykes vs. L.A. Rams, Dec. 24, 1989 (8-108-0)

By Opponent: Henry Ellard, L.A. Rams, Dec. 24, 1989 (4-111-0)

300-Yard Passing Game:

By Patriots: Steve Grogan vs. L.A. Rams, Dec. 24, 1989 (25-46-313-1)

By Opponent: Dan Marino, Miami, Dec. 10, 1989 (21-32-300-0)

4-Touchdown Passing Game:

By Patriots: Doug Flutie vs. Chicago, Oct. 30, 1988

By Opponent: Dan Marino, Miami, Oct. 21, 1984

4 Field Goals In A Game:

By Patriots: Jason Staurovsky vs. Indianapolis, Dec. 3, 1989 (5 FGs)

Jason Staurovsky vs. Buffalo, Nov. 19, 1989 (4 FGs)

By Opponent: Scott Norwood, Buffalo, Nov. 23, 1986

POST-SEASON

100-Yard Rushing Game:

By Patriots: Craig James at Miami, Jan. 12, 1986 (22-105-0)

By Opponent: Sammy Winder, Denver, Jan. 4, 1987 (9-102-0)

100-Yard Receiving Game:

By Patriots: Stanley Morgan at Denver, Jan. 4, 1987 (3-100-2)

By Opponent: Willie Gault, Chicago, Jan. 26, 1986 in Super Bowl XX (4-129-0)

300-Yard Passing Game:

By Patriots: Babe Parilli at Buffalo, Dec. 28, 1963 (300 yards)

By Opponent: None



YEAR-BY-YEAR LEADERS

RUSHING

YEAR	PLAYER	ATT.	YDS.	AVG.	LG	TD
1960	Alan Miller	101	416	4.2	33	1
1961	Billy Lott	100	461	4.7	38	5
1962	Ron Burton	134	548	4.0	59	2
1963	Larry Garron	179	750	4.1	47t	2
1964	Larry Garron	183	585	3.2	16	2
1965	Jim Nance	111	321	2.9	20	5
1966	Jim Nance	299	1458	4.9	65t	11
1967	Jim Nance	269	1216	4.5	53	7
1968	Jim Nance	177	593	3.4	30t	4
1969	Jim Nance	193	750	3.9	43	6
1970	Jim Nance	145	522	3.6	21	7
1971	Carl Garrett	181	784	4.3	38	1
1972	Josh Ashton	128	546	4.3	35	3
1973	Sam Cunningham	155	516	3.3	25	4
1974	Mack Herron	231	824	3.6	28	7
1975	Sam Cunningham	169	666	3.9	17	6
1976	Sam Cunningham	172	824	4.8	24	3
1977	Sam Cunningham	270	1015	3.8	31t	4
1978	Sam Cunningham	199	768	3.9	52t	8
1979	Sam Cunningham	159	563	3.5	27	5
1980	Vagas Ferguson	211	818	3.9	44	2
1981	Tony Collins	204	873	4.3	29	7
1982	Tony Collins	164	632	3.9	54	1
1983	Tony Collins	219	1049	4.8	50t	10
1984	Craig James	160	790	4.9	73	1
1985	Craig James	263	1227	4.7	65t	5
1986	Craig James	154	427	2.8	16	4
1987	Tony Collins	147	474	3.2	19	3
1988	John Stephens	297	1168	3.9	52	4
1989	John Stephens	244	833	3.4	35t	7

PASSING

Year	Player	Att.	Comp	Pct.	Yds.	Int.	LG	TD
1960	Butch Songin	392	187	47.7	2476	15	78	22
1961	Butch Songin	212	98	46.2	1429	9	58t	14
1962	Babe Parilli	253	140	55.3	1988	8	67t	18
1963	Babe Parilli	337	153	45.4	2335	24	77t	13
1964	Babe Parilli	473	228	48.2	3465	27	80t	31
1965	Babe Parilli	426	173	40.6	2597	26	73t	18
1966	Babe Parilli	382	181	47.4	2721	20	63t	20
1967	Babe Parilli	344	161	46.8	2317	24	79t	19
1968	Tom Sherman	226	90	39.8	1199	16	87t	12
1969	Mike Taliaferro	331	160	48.3	2160	18	77	19
1970	Joe Kapp	219	98	44.7	1104	17	48	3
1971	Jim Plunkett	328	158	48.2	2158	16	88t	19
1972	Jim Plunkett	355	169	47.6	2196	25	62	8
1973	Jim Plunkett	376	193	51.3	2550	17	64	13
1974	Jim Plunkett	352	173	49.1	2457	22	69t	19
1975	Steve Grogan	274	139	50.7	1976	18	62t	11
1976	Steve Grogan	302	145	48.0	1903	20	58t	18
1977	Steve Grogan	305	160	52.5	2162	21	68	17
1978	Steve Grogan	362	181	50.0	2824	23	75t	15
1979	Steve Grogan	423	206	48.7	3286	20	63t	28
1980	Steve Grogan	306	175	57.2	2475	22	71	18
1981	Steve Grogan	216	117	54.2	1859	16	76t	7
	Matt Cavanaugh	219	115	52.5	1633	13	65	5
1982	Steve Grogan	122	66	54.1	930	4	62t	7
1983	Steve Grogan	303	168	55.4	2411	12	76t	15
1984	Tony Eason	431	259	60.1	3228	8	76t	23
1985	Tony Eason	299	168	56.2	2156	17	90t	11
1986	Tony Eason	448	276	61.6	3328	10	49	19
1987	Steve Grogan	161	93	57.8	1183	9	40	10
1988	Doug Flutie	179	92	51.4	1150	10	80t	8
1989	Steve Grogan	261	133	51.0	1697	9	55t	14



YEAR-BY-YEAR LEADERS

PUNTING

Year	Player	No.	Yds.	Avg.	Long
1960	Tom Greene	59	2235	37.9	66
1961	Tom Yewcic	62	2406	38.8	64
1962	Tom Yewcic	68	2634	38.7	56
1963	Tom Yewcic	73	2880	39.4	65
1964	Tom Yewcic	72	2787	38.7	63
1965	Tom Yewcic	76	3094	40.7	70
1966	Jim Fraser	53	2044	38.6	68
1967	Terry Swanson	65	2632	40.5	62
1968	Bob Scarpitto	34	1382	40.6	87
	Terry Swanson	62	2449	39.5	57
1969	Tom Janik	70	2903	41.5	56
1970	Tom Janik	86	3364	39.1	57
1971	Tom Janik	87	3249	37.3	58
1972	Pat Studstill	75	2859	38.1	57
1973	Bruce Barnes	55	2134	38.8	53
1974	Bruce Barnes	45	1604	35.6	50
1975	Mike Patrick	83	3223	38.8	62
1976	Mike Patrick	67	2688	40.1	52
1977	Mike Patrick	65	2354	36.2	64
1978	Jerrel Wilson	54	1921	35.6	57
1979	Eddie Hare	83	3038	36.6	58
1980	Mike Hubach	63	2392	38.0	69
1981	Rich Camarillo	47	1959	41.7	75
1982	Rich Camarillo	49	2140	43.7	76
1983	Rich Camarillo	81	3615	44.6	70
1984	Rich Camarillo	48	2020	42.1	61
1985	Rich Camarillo	92	3953	43.0	75
1986	Rich Camarillo	89	3746	42.1	64
1987	Rich Camarillo	62	2489	40.1	73
1988	Jeff Feagles	91	3482	38.3	74
1989	Jeff Feagles	64	2392	37.4	64

PUNT RETURNS

Year	Player	No.	Yds.	Avg.	LG	TD
1960	Billy Wells	12	66	4.6	16	0
1961	Fred Bruney	23	109	4.7	11	0
1962	Ron Burton	21	122	5.8	22	0
1963	Bob Suci	25	233	9.3	22	0
1964	Dave Cloutier	20	136	6.8	40	0
1965	Ron Burton	15	61	4.1	12	0
1966	Tom Hennessey	7	39	5.6	11	0
1967	Jay Cunningham	17	105	6.2	44	0
	Joe Bellino	15	129	8.6	18	0
1968	Willie Porter	22	135	6.1	24	0
1969	Carl Garrett	12	159	13.3	45	0
1970	Carl Garrett	17	168	9.9	62	0
1971	Carl Garrett	8	124	15.5	50	0
1972	Carl Garrett	6	36	6.0	27	0
1973	Mack Herron	27	282	10.8	54	0
1974	Mack Herron	35	517	14.8	66	0
1975	Darryl Stingley	15	113	7.5	29	0
1976	Mike Haynes	45	608	13.5	89t	2
1977	Stanley Morgan	16	220	13.8	53	0
	Mike Haynes	24	200	8.3	46	0
1978	Stanley Morgan	32	335	10.5	48	0
1979	Stanley Morgan	29	289	10.0	80t	1
1980	Roland James	33	331	10.0	75t	1
1981	Stanley Morgan	15	116	7.7	26	0
1982	Ricky Smith	16	139	8.7	19	0
1983	Ricky Smith	38	398	10.5	55	0
1984	Irving Fryar	36	347	9.6	55	0
1985	Irving Fryar	37	520	14.1	85t	2
1986	Irving Fryar	35	336	10.5	59t	1
1987	Irving Fryar	18	174	9.7	36	0
1988	Irving Fryar	38	398	10.5	30	0
1989	Sammy Martin	19	164	8.6	28	0



YEAR-BY-YEAR LEADERS

KICKOFF RETURNS

Year	Player	No.	Yds.	Avg.	LG	TD
1960	Dick Christy	24	617	25.7	46	0
1961	Larry Garron	16	438	27.4	89	1
1962	Larry Garron	24	686	28.5	95t	1
1963	Larry Garron	28	693	24.7	58	0
1964	J.D. Garrett	32	749	23.4	42	0
1965	Jay Cunningham	17	374	22.0	45	0
1966	Joe Bellino	18	410	22.8	43	0
1967	Jay Cunningham	30	627	20.0	41	0
1968	Willie Porter	36	812	22.6	61	0
1969	Carl Garrett	28	792	28.3	63	0
1970	Odell Lawson	25	546	21.8	52	0
1971	Carl Garrett	24	538	22.4	37	0
1972	Carl Garrett	16	410	25.6	49	0
1973	Mack Herron	41	1092	26.6	92t	1
1974	Mack Herron	28	629	18.0	62	0
1975	Allen Carter	32	879	27.5	99t	1
1976	Jess Phillips	14	397	28.4	71	0
1977	Raymond Clayborn (NFL Leader)	28	869	31.0	101t	3
1978	Raymond Clayborn	27	636	23.6	60	0
1979	Allan Clark	37	816	22.1	38	0
1980	Horace Ivory (NFL Leader)	36	992	27.6	98t	1
1981	Tony Collins	39	773	18.3	32	0
1982	Ricky Smith	24	567	23.6	98t	1
1983	Ricky Smith	42	916	21.8	53	0
1984	Tony Collins	26	544	20.9	46	0
1985	Stephen Starring	48	1012	21.1	53	0
1986	Stephen Starring	36	802	22.3	52	0
1987	Stephen Starring	23	445	19.3	43	0
1988	Sammy Martin	31	735	23.7	95t	1
1989	Sammy Martin	24	584	24.3	38	0

PASS INTERCEPTIONS

Year	Player	No.	Yds.	Avg.	LG	TD
1960	Gino Cappelletti	4	68	17.0	24	0
1961	Don Webb	5	153	30.6	59	2
1962	Ross O'Hanley	5	83	16.6	28	0
1963	Bob Suci	8	294	36.7	98	2
1964	Ron Hall	1	148	13.5	50	0
1965	Ron Hall	3	35	11.7	29	0
1966	Ron Hall	6	159	26.5	87	0
1968	Leroy Mitchell	7	41	5.9	20	0
1969	Larry Carwell	4	114	28.5	38	0
1970	Daryl Johnson	2	51	25.5	42	0
1971	Larry Carwell	5	72	14.4	53t	1
1972	Honor Jackson	4	133	33.3	55	0
1973	Ron Bolton	6	65	10.8	56	0
1974	Ron Bolton	7	18	2.6	10	0
1975	Ron Bolton	5	33	6.6	15	0
1976	Mike Haynes	8	90	11.3	28	0
1977	Mike Haynes	5	54	10.8	22	0
1978	Mike Haynes	6	123	20.5	50	1
1979	Ray Clayborn	5	56	11.2	27	0
1980	Ray Clayborn	5	87	17.4	29	0
1981	Rick Sanford	3	28	9.3	21	0
	Tim Fox	3	20	6.7	20	0
1982	Mike Haynes	4	26	6.5	26	0
1983	Rick Sanford	7	24	3.4	16	0
1984	Ray Clayborn	3	102	34.0	85	0
1985	Fred Marion	7	189	27.0	83	0
1986	Ronnie Lippett	8	76	9.5	43	0
1987	Fred Marion	4	53	13.3	25	0
1988	Raymond Clayborn	4	65	16.3	31	0
	Fred Marion	4	47	11.8	22	0
	Roland James	4	30	7.5	22	0
1989	Maurice Hurst	5	31	6.2	16t	1



YEAR-BY-YEAR LEADERS

SCORING

Year	Player	TD	PAT	FG	Total
1960	Gino Cappelletti	0	36	8	60
1961	Gino Cappelletti	8	48	17	147
1962	Gino Cappelletti	5	38	20	128
1963	Gino Cappelletti	2	35	22	113
1964	Gino Cappelletti	7	38	25	155
1965	Gino Cappelletti	9	27	17	132
1966	Gino Cappelletti	6	35	16	119
1967	Gino Cappelletti	3	29	16	95
1968	Gino Cappelletti	2	26	15	83
1969	Gino Cappelletti	0	26	14	68
1970	Jim Nance	7	0	0	42
1971	Charlie Gogolak	0	28	12	64
1972	Carl Garrett	5	0	0	30
1973	Jeff White	0	21	14	63
1974	John Smith	0	42	16	90
1975	John Smith	0	33	9	60
1976	John Smith	0	42	15	87
1977	John Smith	0	33	15	78
1978	Horace Ivory	11	0	0	66
1979	John Smith (NFL Leader)	0	46	23	115
1980	John Smith (NFL Leader)	0	51	26	129
1981	John Smith	0	37	15	82
1982	John Smith	0	6	5	21
1983	Tony Collins	10	0	0	60
1984	Tony Franklin	0	42	22	108
1985	Tony Franklin	0	40	24	112
1986	Tony Franklin	0	44	32	140
1987	Tony Franklin	0	37	15	82
1988	Robert Perryman	6	0	0	36
1989	Greg Davis	0	13	16	61

PASS RECEPTIONS

Year	Player	No.	Yds.	Avg.	LG	TD
1960	Jim Colclough	49	666	13.6	61	9
1961	Gino Cappelletti	45	768	17.1	53	8
1962	Jim Colclough	40	868	21.7	78t	10
1963	Jim Colclough	42	793	18.8	56t	3
1964	Gino Cappelletti	49	865	17.7	58t	7
1965	Jim Colclough	40	677	16.9	41	3
1966	Art Graham	51	673	13.2	42	4
1967	Art Graham	41	606	14.8	79t	4
1968	Jim Whalen	47	718	15.3	87t	7
1969	Carl Garrett	29	267	9.2	34	2
1970	Ron Sellers	38	550	14.5	48	4
1971	Randy Vataha	51	872	17.1	88t	9
1972	Reggie Rucker	44	681	15.5	62	3
1973	Reggie Rucker	53	743	14.0	64	3
1974	Mack Herron	38	474	12.5	18	5
1975	Randy Vataha	46	720	15.7	47	6
1976	Andy Johnson	29	343	11.8	53	4
1977	Sam Cunningham	42	370	8.8	35	1
1978	Russ Francis	39	543	13.9	53	4
1979	Harold Jackson	45	1013	22.5	59	7
	Stanley Morgan	44	1002	22.8	63t	12
1980	Stanley Morgan	45	991	22.0	71	6
1981	Don Hasselbeck	46	808	17.6	51	6
	Stanley Morgan	44	1029	23.4	76t	6
1982	Stanley Morgan	28	584	20.9	75t	3
1983	Stanley Morgan	58	863	14.9	50t	2
1984	Derrick Ramsey	66	792	12.0	34	7
1985	Tony Collins	52	549	10.6	49	2
1986	Stanley Morgan	84	1491	17.8	44t	10
1987	Tony Collins	44	347	7.9	29	3
1988	Reggie Dupard	34	232	6.8	15	0
1989	Eric Sievers	54	615	11.4	46	0



PRESEASON STANDINGS

<u>Team</u>	<u>W</u>	<u>L</u>	<u>T</u>	<u>Pct.</u>	<u>PF</u>	<u>PA</u>	<u>Attendance</u>
Atlanta	5	4	0	.556	222	201	367,183
Buffalo	6	7	0	.462	191	201	211,895
Chicago	1	0	0	1.000	27	17	50,892
Cincinnati	1	1	0	.500	42	40	47,841
Cleveland	1	1	0	.500	48	40	78,712
Dallas	0	1	0	.000	21	36	50,118
Denver	2	5	0	.286	162	155	191,712
Detroit	1	2	0	.333	64	86	106,000
Green Bay	4	2	0	.667	129	88	252,644
Houston	0	5	0	.000	57	133	138,729
Indianapolis	0	1	0	.000	3	33	29,313
Kansas City	3	2	0	.600	112	85	128,294
LA Raiders	5	5	1	.500	245	214	384,161
LA Rams	3	4	0	.429	127	132	360,655
Miami	1	1	0	.500	19	30	33,003
Minnesota	2	1	0	.667	84	54	121,370
New Orleans	3	3	0	.500	116	120	252,495
NY Giants	3	7	0	.300	143	204	421,486
NY Jets	2	10	0	.167	129	298	238,110
Philadelphia	4	6	0	.400	182	183	378,475
Phoenix	1	0	0	1.000	21	16	22,739
Pittsburgh	1	3	0	.250	52	92	201,846
San Diego	2	3	0	.400	101	145	110,526
San Francisco	0	2	0	.000	22	37	69,728
Seattle	1	1	0	.500	40	42	105,693
Tampa Bay	1	1	0	.500	38	57	114,893
<u>Washington</u>	<u>5</u>	<u>4</u>	<u>0</u>	<u>.556</u>	<u>212</u>	<u>197</u>	<u>315,469</u>
TOTALS	58	82	1	.414	2629	2938	4,773,982

PRESEASON RESULTS

<u>Date</u>	<u>Site (Attendance)</u>	<u>Score</u>
1960	(4-1-0)	
7/30	at Buffalo (16,000)	Patriots 28, Bills 7
8/ 5	at Providence (4,706)	Patriots 43, Broncos 6
8/14	at Boston (11,000)	Texans 24, Patriots 14
8/21	at Worcester, Mass. (7,500)	Patriots 21, Bills 7
8/28	at Amherst, Mass. (4,000)	Patriots 28, Raiders 14
1961	(3-1-0)	
8/10	at Boston (15,387)	Patriots 14, Titans 3
8/19	at Philadelphia (73,916)	Titans 17, Patriots 7
8/25	at Providence (4,762)	Patriots 28, Bills 10
9/ 1	at Buffalo (9,022)	Patriots 15, Bills 12
1962	(2-3-0)	
8/11	at Providence (9,000)	Raiders 21, Patriots 20
8/15	at Buffalo (22,112)	Patriots 12, Bills 7
8/18	at New Orleans (31,000)	Oilers 20, Patriots 10
8/25	at Lowell, Mass. (11,118)	Patriots 17, Titans 10
9/ 1	at Boston (8,783)	Bills 7, Patriots 6
1963	(0-5-0)	
8/ 4	at Oakland (9,721)	Raiders 24, Patriots 17
8/10	at San Diego (16,427)	Chargers 50, Patriots 17
8/14	at Lowell, Mass. (9,387)	Oilers 21, Patriots 20
8/24	at Buffalo (17,697)	Bills 24, Patriots 14
9/ 1	at New Brunswick, N.J. (12,500)	Jets 22, Patriots 20
1964	(0-5-0)	
8/ 9	at Boston (20,087)	Oilers 38, Patriots 7
8/18	at Lowell, Mass. (6,390)	Jets 23, Patriots 7
8/22	at New Brunswick, N.J. (11,500)	Jets 21, Patriots 20
8/28	at Buffalo (12,566)	Bills 24, Patriots 14
9/ 5	at Denver (20,568)	Broncos 27, Patriots 17
1965	(0-5-0)	
8/ 8	at Boston (23,674)	Bills 23, Patriots 0
8/13	at Allentown, Pa. (18,000)	Jets 26, Patriots 16
8/21	at Houston (30,142)	Oilers 27, Patriots 6
8/28	at Norfolk, Va. (9,217)	Jets 17, Patriots 0
9/ 4	at Kansas City (15,157)	Chiefs 34, Patriots 7



PRESEASON RESULTS

<u>Date</u>	<u>Site (Attendance)</u>	<u>Score</u>
1966	(1-3-0)	
8/ 7	at Boston (23,291)	Bills 19, Patriots 13
8/20	at Anaheim (36,038)	Patriots 21, Raiders 10
8/27	at San Diego (11,894)	Chargers 31, Patriots 13
9/ 1	at Mobile, Ala. (22,000)	Jets 41, Patriots 3
1967	(1-3-0)	
8/ 4	at Bridgeport, Conn. (16,000)	Jets 55, Patriots 13
8/13	at Boston (29,313)	Colts 33, Patriots 3
8/20	at Rochester, N.Y. (15,300)	Patriots 13, Bills 10
8/26	at Boston (15,523)	Redskins 13, Patriots 7
1968	(1-3-0)	
8/10	at New Orleans (54,400)	Saints 19, Patriots 0
8/17	at Richmond, Va. (14,000)	Jets 25, Patriots 3
8/23	at Jacksonville, Fla. (15,003)	Patriots 19, Dolphins 17
9/ 2	at Boston (31,404)	Eagles 22, Patriots 20
1969	(2-3-0)	
8/10	at Bowling Green (16,900)	Patriots 21, Bengals 13
8/17	at Boston (24,084)	Falcons 34, Patriots 16
8/25	at Montreal (8,212)	Lions 22, Patriots 9
8/31	at Jacksonville, Fla. (18,375)	Patriots 26, Broncos 10
9/ 6	at Birmingham (18,000)	Dolphins 13, Patriots 0
1970	(0-4-0)	
8/16	at Boston (25,584)	Redskins 45, Patriots 21
8/29	at Jackson, Miss. (32,000)	Saints 26, Patriots 0
9/ 4	at Shreveport, La. (22,000)	Steelers 31, Patriots 3
9/11	at Salt Lake City (17,832)	Broncos 16, Patriots 14
1971	(1-5-0)	
8/ 8	at Minneapolis (31,813)	Vikings 17, Patriots 10
8/15	at Foxboro (60,423)	Patriots 20, Giants 14
8/22	at Buffalo (31,610)	Bills 28, Patriots 14
8/29	at Foxboro (53,271)	Rams 31, Patriots 21
9/ 5	at Foxboro (48,631)	Falcons 45, Patriots 35
9/10	at Memphis, Tenn. (28,082)	Jets 38, Patriots 9
1972	(2-4-0)	
8/ 5	at Oakland (53,661)	Raiders 31, Patriots 24
8/12	at Philadelphia (30,000)	Eagles 29, Patriots 20
8/20	at Foxboro (50,892)	Patriots 27, Bears 17
8/27	at Foxboro (51,470)	Giants 31, Patriots 10
9/ 2	at Denver (37,128)	Broncos 49, Patriots 24
9/10	at Foxboro (47,684)	Patriots 34, Lions 30
1973	(1-5-1)	
7/28	at Canton, Ohio (19,685)	49ers 20, Patriots 7
8/ 5	at Foxboro (43,914)	Patriots 17, Raiders 17
8/12	at Foxboro (49,209)	Giants 13, Patriots 7
8/18	at Atlanta (56,239)	Falcons 27, Patriots 10
8/25	at New Orleans (64,131)	Patriots 31, Saints 6
9/ 2	at Foxboro (50,369)	Redskins 35, Patriots 14
9/ 7	at Detroit (50,104)	Lions 34, Patriots 21
1974	(4-2-0)	
8/ 2	at Washington (16,405)	Patriots 21, Redskins 16
8/11	at Foxboro (17,992)	Giants 21, Patriots 6
8/18	at Foxboro (20,546)	Patriots 7, Saints 3
8/24	at San Diego (18,903)	Patriots 23, Chargers 14
8/31	at Spokane, Wash. (18,000)	Broncos 27, Patriots 21
9/ 8	at Foxboro (35,412)	Patriots 27, Eagles 17
1975	(3-2-0)	
8/10	at Foxboro (40,726)	Giants 28, Patriots 14
8/17	at Foxboro (40,218)	Patriots 36, Vikings 10
8/22	at Philadelphia (40,156)	Eagles 24, Patriots 10
8/30	at Milwaukee (51,769)	Patriots 20, Packers 17 (OT)
9/ 7	at Foxboro (39,502)	Patriots 31, Chargers 24
1976	(3-3-0)	
8/ 1	at Foxboro (30,032)	Patriots 13, Giants 7 (OT)
8/ 6	at Norman, Ok. (23,800)	Chargers 26, Patriots 17
8/15	at Foxboro (30,552)	Packers 16, Patriots 14
8/21	at Atlanta (30,619)	Patriots 28, Falcons 17
8/30	at Cleveland (36,016)	Browns 30, Patriots 27
9/ 5	at Foxboro (32,254)	Patriots 27, Eagles 7
1977	(5-1-0)	
8/ 6	at E. Rutherford, N.J. (44,471)	Patriots 19, Giants 3
8/13	at Milwaukee (53,244)	Patriots 38, Packers 3
8/22	at Philadelphia (28,025)	Eagles 21, Patriots 10
8/28	at Foxboro (43,779)	Patriots 13, Steelers 10 (OT)
9/ 4	at Foxboro (41,053)	Patriots 45, Redskins 7
9/11	at Foxboro (41,346)	Patriots 29, Falcons 10



PRESEASON RESULTS

<u>Date</u>	<u>Site (Attendance)</u>	<u>Score</u>
1978	(4-0-0)	
8/ 5	at Los Angeles (60,134)	Patriots 14, Rams 7
8/12	at Oakland (53,335)	Patriots 21, Raiders 7
8/20	at Foxboro (39,043)	Patriots 24, Chiefs 7
8/27	at Foxboro (42,696)	Patriots 21, Browns 10
1979	(2-2-0)	
8/ 4	at Atlanta (59,725)	Patriots 37, Falcons 14
8/12	at Foxboro (44,955)	Rams 15, Patriots 3
8/19	at Foxboro (45,518)	Patriots 35, Raiders 14
8/24	at Denver (75,103)	Broncos 20, Patriots 17 (OT)
1980	(1-3-0)	
8/11	at Anaheim (66,656)	Patriots 35, Rams 31
8/16	at Oakland (41,649)	Raiders 31, Patriots 29
8/24	at Foxboro (45,207)	Eagles 23, Patriots 17
8/29	at Seattle (64,759)	Seahawks 30, Patriots 23
1981	(4-0-0)	
8/10	at Anaheim (69,006)	Patriots 34, Rams 21
8/15	at Tampa, Fla. (66,553)	Patriots 17, Bucs 16
8/22	at Foxboro (43,032)	Patriots 23, Raiders 21
8/30	at Foxboro (44,078)	Patriots 19, Redskins 10
1982	(1-3-0)	
8/14	at Knoxville, Tenn. (93,251)	Steelers 24, Patriots 20
8/20	at Philadelphia (56,431)	Eagles 14, Patriots 7
8/28	at Dallas (50,118)	Cowboys 36, Patriots 21
9/ 4	at Foxboro (39,888)	Patriots 41, Packers 27
1983	(0-4-0)	
8/ 6	at Knoxville, Tenn. (42,816)	Steelers 27, Patriots 16
8/14	at San Francisco (50,043)	49ers 17, Patriots 15
8/20	at Los Angeles (40,190)	Rams 13, Patriots 7
8/26	at Tampa Bay (52,108)	Buccaneers 41, Patriots 21
1984	(2-2-0)	
8/ 3	at Foxboro (34,751)	Giants 48, Patriots 20
8/11	at Buffalo (19,578)	Bills 23, Patriots 13
8/17	at Washington (35,932)	Patriots 31, Redskins 27
8/24	at Foxboro (22,721)	Patriots 36, Chiefs 7
1985	(1-3-0)	
8/10	at Foxboro (27,014)	Saints 32, Patriots 20
8/17	at Kansas City (35,162)	Patriots 31, Chiefs 13
8/23	at Washington (50,538)	Redskins 37, Patriots 36
8/31	at Los Angeles (39,911)	Rams 14, Patriots 13
1986	(4-1-0)	
8/ 2	at Canton, Ohio (22,739)	Patriots 21, Cardinals 16
8/10	at Foxboro (37,335)	Patriots 18, Redskins 7
8/16	at New Orleans (54,364)	Patriots 38, Saints 34
8/22	at Los Angeles (44,352)	Raiders 24, Patriots 10
8/30	at Green Bay (50,642)	Patriots 16, Packers 9
1987	(2-2-0)	
8/16	at Foxboro (50,014)	Giants 19, Patriots 17
8/23	at Foxboro (38,734)	Eagles 19, Patriots 13 (OT)
8/29	at Minneapolis (49,339)	Patriots 38, Vikings 27
9/ 4	at Jacksonville, Fla. (52,508)	Patriots 14, Falcons 13
1988	(1-3-0)	
8/ 6	at Foxboro (32,949)	Falcons 34, Patriots 30
8/13	at Memphis (48,113)	Oilers 27, Patriots 14
8/20	at Philadelphia (41,502)	Patriots 24, Eagles 21
8/26	at Foxboro (30,941)	Bengals 27, Patriots 21
1989	(2-2-0)	
8/12	at Foxboro (32,398)	Giants 20, Patriots 17
8/19	at St. Louis (48,746)	Patriots 17, Seahawks 12
8/26	at Atlanta (21,118)	Patriots 23, Falcons 7
9/ 1	at Foxboro (26,549)	Packers 16, Patriots 0
Thirty-year record: 57-83-1 (.408)		



ALL-TIME SERIES STANDINGS

(Includes Regular Season and Playoff Games)

Team	W	L	T	Pct.	PF	PA
Atlanta	3	3	0	.500	111	124
Buffalo	33	26	1	.558	1,220	1,164
Chicago	3	3	0	.500	100	116
Cincinnati	7	4	0	.636	200	237
Cleveland	2	7	0	.222	136	195
Dallas	0	6	0	.000	117	173
Denver	12	15	0	.444	594	614
Detroit	2	2	0	.500	64	87
Green Bay	2	2	0	.500	76	116
Houston	16	14	1	.533	731	636
Indianapolis	22	17	0	.564	926	760
Kansas City	7	11	3	.425	381	514
Los Angeles Raiders	13	13	1	.508	585	682
Los Angeles Rams	3	2	0	.600	85	66
Miami	21	27	0	.438	946	1,095
Minnesota	2	2	0	.500	64	108
New Orleans	5	1	0	.833	134	91
New York Giants	1	2	0	.333	38	53
New York Jets	27	32	1	.459	1,401	1,344
Philadelphia	2	4	0	.333	112	118
Phoenix/St. Louis	1	4	0	.200	63	121
Pittsburgh	3	6	0	.333	170	212
San Diego	13	12	2	.520	595	567
San Francisco	1	5	0	.167	108	163
Seattle	6	3	0	.667	195	160
Tampa Bay	3	0	0	1.000	73	31
Washington	1	3	0	.250	70	89
PATRIOTS TOTALS	211	226	9	.473	9,405	9,667

REGULAR SEASON RESULTS

1960 (Fourth in AFL-East, 5-9-0)

Head Coach: Lou Saban

Date	Score	Opponent	Margin	Result	Record	Attendance
9/09	10-13	Denver	-3	L	0-1	21,597
9/16	28-24	at New York	+4	W	1-1	19,200
9/23	0-13	Buffalo	-13	L	1-2	20,732
10/08	35-0	at Los Angeles	+35	W	2-2	18,226
10/16	14-27	Oakland (at S.F.)	-13	L	2-3	11,500
10/23	24-31	at Denver	-7	L	2-4	12,683
10/28	16-45	Los Angeles	-29	L	2-5	13,988
11/04	34-28	Oakland	+6	W	3-5	8,446
11/11	38-21	New York	+27	W	4-5	11,653
11/18	42-14	Dallas	+28	W	5-5	14,721
11/25	10-24	Houston	-14	L	5-6	27,123
12/04	14-38	at Buffalo	-24	L	5-7	14,335
12/11	0-34	at Dallas	-34	L	5-8	12,000
12/18	21-37	at Houston	-16	L	5-9	22,352
Total	286-349					228,576

NOTE: All home games played at Boston University Field.

1961 (Second in AFL-East, 9-4-1)

Head Coach: Lou Saban (2-3-0), Mike Holovak (7-1-1)

Date	Score	Opponent	Margin	Result	Record	Attendance
9/09	20-21	New York	-1	L	0-1	16,683
9/16	45-17	Denver	+28	W	1-1	14,479
9/23	23-21	at Buffalo	+2	W	2-1	21,504
10/01	30-37	at New York	-7	L	2-2	15,189
10/07	27-38	San Diego	-11	L	2-3	17,748
10/13	31-31	Houston	0	T	2-3-1	15,070
10/22*	52-21	Buffalo	+31	W	3-3-1	9,398
10/29	18-17	at Dallas	+1	W	4-3-1	20,500
11/03	28-21	Dallas	+6	W	5-3-1	25,063
11/12	15-27	at Houston	-12	L	5-4-1	35,649
11/17	20-17	Oakland	+3	W	6-4-1	17,169
12/03	28-24	at Denver	+4	W	7-4-1	9,303
12/09	35-21	Oakland (at S.F.)	+14	W	8-4-1	6,500
12/17	41-0	at San Diego	+41	W	9-4-1	21,339
Total	413-313					245,594

* Hurricane threat postponed this originally scheduled night game from Oct. 20.

NOTE: All home games played at Boston University Field.



REGULAR SEASON RESULTS

1962 (Second in AFL-East, 9-4-1)

Head Coach: Mike Holovak

Date	Score	Opponent	Margin	Result	Record	Attendance
9/08	28-42	at Dallas	-14	L	0-1	32,000
9/16	34-21	Houston	+13	W	1-1	32,276
9/21	41-16	Denver	+25	W	2-1	21,038
10/06	43-14	at New York	+29	W	3-1	14,412
10/12	7-27	Dallas	-20	L	3-2	23,874
10/19	24-20	San Diego	+4	W	4-2	20,888
10/26	26-16	Oakland	+10	W	5-2	12,514
11/03	28-28	at Buffalo	0	T	5-2-1	33,247
11/11	33-29	at Denver	+4	W	6-2-1	28,187
11/18	17-21	at Houston	-4	L	6-3-1	35,250
11/23	21-10	Buffalo	+11	W	7-3-1	20,021
11/30	24-17	New York	+7	W	8-3-1	20,015
12/09	20-14	at San Diego	+6	W	9-3-1	19,887
12/16	0-20	at Oakland	-20	L	9-4-1	8,000
Total 346-295						321,609

NOTE: All home games played at Boston University Field with exception of 9/16 game vs Houston which was played at Harvard Stadium.

1963 (First in AFL-East, 7-6-1)

Head Coach: Mike Holovak

Date	Score	Opponent	Margin	Result	Record	Attendance
9/08	38-14	New York	+24	W	1-0	24,120
9/14	13-17	at San Diego	-4	L	1-1	26,097
9/22	20-14	at Oakland	+6	W	2-1	17,131
9/29	10-14	at Denver	-4	L	2-2	18,636
10/05	24-31	at New York	-7	L	2-3	16,769
10/11	20-14	Oakland	+6	W	3-3	26,494
10/18	40-21	Denver	+19	W	4-3	25,418
10/26	21-28	at Buffalo	-7	L	4-4	29,243
11/01	45-3	Houston	+42	W	5-4	31,185
11/10	6-7	San Diego	-1	L	5-5	28,402
11/17	24-24	Kansas City	0	T	5-5-1	17,270
12/01	17-7	Buffalo	+10	W	6-5-1	16,981
12/08	46-28	at Houston	+18	W	7-5-1	23,462
12/14	3-35	at Kansas City	-32	L	7-6-1	12,598
Total 327-257						313,806

EASTERN DIVISION CHAMPIONSHIP

12/28	26-8	at Buffalo	+18	W		33,044
-------	------	------------	-----	---	--	--------

AFL CHAMPIONSHIP

1/05	10-51	at San Diego	-41	L		31,270
------	-------	--------------	-----	---	--	--------

G.Total 363-316 378,120

NOTE: All home games played at Fenway Park with exception of 9/8 vs New York which was played at Boston College Alumni Stadium.

1964 (Second AFL-East, 10-3-1)

Head Coach: Mike Holovak

Date	Score	Opponent	Margin	Result	Record	Attendance
9/13	17-14	at Oakland	+3	W	1-0	21,126
9/20	33-28	at San Diego	+5	W	2-0	20,568
9/27	26-10	New York	+16	W	3-0	22,716
10/04	39-10	at Denver	+29	W	4-0	15,485
10/09	17-26	San Diego	-9	L	4-1	35,006
10/16	43-43	Oakland	0	T	4-1-1	23,279
10/23	24-7	Kansas City	+17	W	5-1-1	27,400
10/31	14-35	at New York	-21	L	5-2-1	45,033
11/06	25-24	Houston	+1	W	6-2-1	28,161
11/15	36-28	at Buffalo	+8	W	7-2-1	42,308
11/20	12-7	Denver	+5	W	8-2-1	24,979
11/29	34-17	at Houston	+17	W	9-2-1	17,560
12/06	31-24	at Kansas City	+7	W	10-2-1	13,166
12/20	14-24	Buffalo	-10	L	10-3-1	38,021
Total 365-297						374,898

NOTE: All home games played at Fenway Park with exception of 9/27 vs. New York which was played at Boston College Alumni Stadium.



REGULAR SEASON RESULTS

1965 (Third in AFL-East, 4-8-2)

Head Coach: Mike Holovak

Date	Score	Opponent	Margin	Result	Record	Attendance
9/11	7-24	at Buffalo	-17	L	0-1	45,502
9/19	10-31	at Houston	-21	L	0-2	32,445
9/24	10-27	Denver	-17	L	0-3	26,782
10/03	17-27	at Kansas City	-10	L	0-4	26,773
10/08	10-24	Oakland	-14	L	0-5	24,824
10/17	13-13	San Diego	0	T	0-5-1	20,924
10/24	21-30	at Oakland	-9	L	0-6-1	20,858
10/31	22-6	at San Diego	+16	W	1-6-1	33,366
11/07	7-23	Buffalo	-16	L	1-7-1	24,415
11/14	20-30	New York	-10	L	1-8-1	18,589
11/21	10-10	Kansas City	0	T	1-8-2	13,056
11/28	27-23	at New York	+4	W	2-8-2	59,334
12/12	28-20	at Denver	+8	W	3-8-2	27,207
12/18	42-14	Houston	+28	W	4-8-2	14,508
Total 244-302						388,583

NOTE: All home games played at Fenway Park.

1966 (Second in AFL-East, 8-4-2)

Head Coach: Mike Holovak

Date	Score	Opponent	Margin	Result	Record	Attendance
9/10	0-24	at San Diego	-24	L	0-1	29,539
9/18	24-10	at Denver	+14	W	1-1	25,337
9/25	24-43	Kansas City	-19	L	1-2	22,641
10/02	24-24	New York	0	T	1-2-1	27,255
10/08	20-10	at Buffalo	+10	W	2-2-1	45,542
10/23	35-17	San Diego	+18	W	3-2-1	32,371
10/30	24-21	Oakland	+3	W	4-2-1	26,941
11/06	10-17	Denver	-7	L	4-3-1	18,154
11/13	27-21	Houston	+6	W	5-3-1	23,426
11/20	27-27	at Kansas City	0	T	5-3-1	41,475
11/27	20-14	at Miami	+6	W	6-3-2	22,754
12/04	14-03	Buffalo	+11	W	7-3-2	39,350
12/11	38-14	at Houston	+24	W	8-3-2	17,100
12/18	28-38	at New York	-10	L	8-4-2	58,921
Total 315-283						430,806

NOTE: All home games played at Fenway Park.

1967 (Fifth in AFL-East, 3-10-1)

Head Coach: Mike Holovak

Date	Score	Opponent	Margin	Result	Record	Attendance
9/03	21-26	at Denver	-5	L	0-1	35,488
9/09	14-28	at San Diego	-14	L	0-2	39,337
9/17	7-35	at Oakland	-28	L	0-3	26,289
9/24	23-0	at Buffalo	+23	W	1-3	45,748
10/08	*31-31	at San Diego	0	T	1-3-1	23,620
10/15	41-10	Miami	+31	W	2-3-1	23,955
10/22	14-48	Oakland	-34	L	2-4-1	25,057
10/29	23-30	at New York	-7	L	2-5-1	62,784
11/05	18-7	Houston	+11	W	3-5-1	19,422
11/12	10-33	Kansas City	-23	L	3-6-1	23,010
11/19	24-29	New York	-5	L	3-7-1	26,790
11/26	6-27	at Houston	-21	L	3-8-1	28,044
12/09	16-44	Buffalo	-28	L	3-9-1	20,627
12/17	32-41	at Miami	-9	L	3-10-1	25,969
Total 280-389						426,140

*Scheduled as home game, played at San Diego because of World Series at Fenway Park. NOTE: All home games played in Fenway Park with exception of 10/15 vs. Miami which was played at Boston College Alumni Stadium.



REGULAR SEASON RESULTS

1968 (Fourth in AFL-East, 4-10-0)

Head Coach: Mike Holovak

<u>Date</u>	<u>Score</u>	<u>Opponent</u>	<u>Margin</u>	<u>Result</u>	<u>Record</u>	<u>Attendance</u>
9/08	16-7	at Buffalo	9	W	1-0	38,865
9/22	*31-47	New York	-16	L	1-1	29,192
9/29	20-17	at Denver	+3	W	2-1	37,024
10/06	10-41	at Oakland	-31	L	2-2	44,253
10/13	0-16	Houston	-16	L	2-3	32,502
10/20	23-6	Buffalo	+17	W	3-3	21,082
10/27	14-48	at New York	-34	L	3-4	62,351
11/03	14-35	Denver	-21	L	3-5	18,304
11/10	17-27	San Diego	-10	L	3-6	19,278
11/17	17-31	at Kansas City	-14	L	3-7	48,271
11/24	10-34	Miami	-24	L	3-8	18,305
12/01	33-14	Cincinnati	+19	W	4-8	17,796
12/08	7-38	at Miami	-31	L	4-9	24,242
12/15	17-45	at Houston	-28	L	4-10	34,198

Total 229-406

445,663

*Scheduled as home game, played in Birmingham, Alabama, because of conflict with major league baseball. NOTE: All home games played at Fenway Park.

1969 (Tied for Third in AFL-East, 4-10-0)

Head Coach: Clive Rush

<u>Date</u>	<u>Score</u>	<u>Opponent</u>	<u>Margin</u>	<u>Result</u>	<u>Record</u>	<u>Attendance</u>
9/14	7-35	at Denver	-28	L	0-1	43,679
9/21	0-31	Kansas City	-31	L	0-2	22,002
9/28	23-38	Oakland	-15	L	0-3	19,069
10/05	14-23	New York	-9	L	0-4	25,584
10/11	16-23	at Buffalo	-7	L	0-5	46,201
10/19	10-13	San Diego	-3	L	0-6	18,346
10/26	17-23	at New York	-6	L	0-7	62,298
11/02	24-0	Houston	+24	W	1-7	19,006
11/09	16-17	Miami	-1	L	1-8	19,821
11/16	25-14	at Cincinnati	+11	W	2-8	27,927
11/23	35-21	Buffalo	+14	W	3-8	25,584
11/30	38-23	Miami (at Tampa)	+15	W	4-8	32,121
12/07	18-28	at San Diego	-10	L	4-9	33,146
12/14	23-27	at Houston	-4	L	4-10	39,215

Total 266-316

433,999

NOTE: All home games played at Boston College Alumni Stadium.

1970 (Fifth in AFC-East, 2-12-0)

Head Coach: Clive Rush (1-6-0), John Mazur (1-6-0)

<u>Date</u>	<u>Score</u>	<u>Opponent</u>	<u>Margin</u>	<u>Result</u>	<u>Record</u>	<u>Attendance</u>
9/20	27-14	Miami	+13	W	1-0	32,607
9/27	21-31	New York Jets	-10	L	1-1	36,040
10/04	6-14	Baltimore	-8	L	1-2	38,235
10/11	10-23	at Kansas City	-13	L	1-3	50,698
10/18	0-16	New York Giants	-16	L	1-4	39,091
10/25	3-27	at Baltimore	-24	L	1-5	60,240
11/11	0-45	Buffalo	-35	L	1-6	31,148
11/08	0-31	at St. Louis	-31	L	1-7	46,466
11/15	14-16	San Diego	-2	L	1-8	30,597
11/22	3-17	at New York Jets	-14	L	1-9	61,822
11/29	14-10	at Buffalo	+4	W	2-9	31,427
12/06	20-37	at Miami	-17	L	2-10	51,032
12/13	14-35	Minnesota	-21	L	2-11	37,819
12/20	7-45	at Cincinnati	-38	L	2-12	60,157

Total 149-361

697,379

NOTE: All home games played at Harvard Stadium.



REGULAR SEASON RESULTS

1971 (Third in AFC-East, 6-8-0)

Head Coach: John Mazur

<u>Date</u>	<u>Score</u>	<u>Opponent</u>	<u>Margin</u>	<u>Result</u>	<u>Record</u>	<u>Attendance</u>
9/19	20-6	Oakland	+14	W	1-0	55,405
9/26	7-34	Detroit	-27	L	1-1	61,057
10/03	3-23	Baltimore	-20	L	1-2	61,232
10/10	20-0	New York Jets	+20	W	2-2	61,357
10/17	3-41	at Miami	-38	L	2-3	58,822
10/24	21-44	at Dallas	-23	L	2-4	65,708
10/31	10-27	at San Francisco	-17	L	2-5	45,092
11/07	28-20	Houston	+8	W	3-5	53,155
11/14	38-33	Buffalo	+5	W	4-5	57,446
11/21	7-27	at Cleveland	-20	L	4-6	65,238
11/28	20-27	at Buffalo	-7	L	4-7	27,166
12/05	34-13	Miami	+21	W	5-7	61,457
12/12	6-13	at New York Jets	-7	L	5-8	63,175
12/19	21-17	at Baltimore	+4	W	6-8	57,942
Total 238-325						794,252

NOTE: All home games played at Schaefer Stadium.

1972 (Fifth in AFC-East, 3-11-0)

Head Coach: John Mazur (2-7-0), Phil Bengston (1-4-0)

<u>Date</u>	<u>Score</u>	<u>Opponent</u>	<u>Margin</u>	<u>Result</u>	<u>Record</u>	<u>Attendance</u>
9/17	7-31	Cincinnati	-24	L	0-1	60,999
9/24	21-20	Atlanta	+1	W	1-1	60,999
10/01	24-23	Washington	+1	W	2-1	60,999
10/08	14-38	at Buffalo	-24	L	2-2	41,749
10/15	13-41	New York Jets	-28	L	2-3	60,999
10/22	3-33	at Pittsburgh	-30	L	2-4	46,081
10/29	10-24	at New York Jets	-14	L	2-5	62,867
11/06	17-24	Baltimore	-7	L	2-6	60,999
11/12	0-52	at Miami	-52	L	2-7	80,010
11/19	24-27	Buffalo	-4	L	2-8	60,999
11/26	0-31	at Baltimore	-31	L	2-9	54,907
12/03	21-37	Miami	-16	L	2-10	60,999
12/10	17-10	at New Orleans	+7	W	3-10	64,889
12/17	21-45	at Denver	-24	L	3-11	51,656
Total 192-446						829,152

1973 (Third in AFC-East, 5-9-0)

Head Coach: Chuck Fairbanks

<u>Date</u>	<u>Score</u>	<u>Opponent</u>	<u>Margin</u>	<u>Result</u>	<u>Record</u>	<u>Attendance</u>
9/16	13-31	Buffalo	-18	L	0-1	56,114
9/23	7-10	Kansas City	-3	L	0-2	57,918
9/30	23-44	at Miami	-21	L	0-3	80,047
10/07	24-16	Baltimore	+8	W	1-3	57,044
10/14	7-9	New York Jets	-2	L	1-4	58,659
10/21	13-10	at Chicago	+3	W	2-4	55,701
10/28	14-30	Miami	-16	L	2-5	61,279
11/04	23-24	at Philadelphia	-1	L	2-6	65,070
11/11	13-33	at New York Jets	-20	L	2-7	60,737
11/18	33-24	Green Bay	+9	W	3-7	61,279
11/25	32-0	at Houston	+32	W	4-7	27,344
12/02	30-14	San Diego	+16	W	5-7	58,150
12/09	13-37	at Buffalo	-24	L	5-8	75,841
12/16	13-18	at Baltimore	-5	L	5-9	52,065
Total 258-300						827,248

1974 (Tied for Third in AFC-East, 7-7-0)

Head Coach: Chuck Fairbanks

<u>Date</u>	<u>Score</u>	<u>Opponent</u>	<u>Margin</u>	<u>Result</u>	<u>Record</u>	<u>Attendance</u>
9/15	34-24	Miami	+10	W	1-0	55,006
9/22	28-20	at New York Giants	+8	W	2-0	49,267
9/29	20-14	Los Angeles	+6	W	3-0	61,279
10/06	42-3	Baltimore	+39	W	4-0	59,502
10/13	24-0	at New York Jets	+24	W	5-0	61,400
10/20	28-30	at Buffalo	-2	L	5-1	80,020
10/27	17-14	at Minnesota	+3	W	6-1	48,497
11/03	28-29	Buffalo	-1	L	6-2	61,279
11/10	14-21	Cleveland	-7	L	6-3	61,279
11/17	16-21	New York Jets	-5	L	6-4	61,279
11/24	27-17	at Baltimore	+10	W	7-4	38,971
12/01	26-41	at Oakland	-15	L	7-5	54,020
12/08	17-21	Pittsburgh	-4	L	7-6	61,279
12/15	27-34	at Miami	-7	L	7-7	79,420
Total 348-289						832,498



REGULAR SEASON RESULTS

1975 (Fifth in AFC-East, 3-11-0)

Head Coach: Chuck Fairbanks

<u>Date</u>	<u>Score</u>	<u>Opponent</u>	<u>Margin</u>	<u>Result</u>	<u>Record</u>	<u>Attendance</u>
9/21	0- 7	Houston	- 7	L	0- 1	54,212
9/28	14-22	Miami	- 8	L	0- 2	61,279
10/05	7-36	at New York Jets	-29	L	0- 3	61,415
10/12	10-27	at Cincinnati	-17	L	0- 4	55,856
10/19	21-10	Baltimore	+11	W	1- 4	56,844
10/26	24-16	San Francisco	+ 8	W	2- 4	60,691
11/02	17-24	at St. Louis	- 7	L	2- 5	47,263
11/09	33-19	at San Diego	+14	W	3- 5	26,090
11/16	31-34	Dallas	- 3	L	3- 6	61,279
11/23	31-45	at Buffalo	-14	L	3- 7	69,207
12/01	7-20	at Miami	-13	L	3- 8	68,480
12/07	28-30	New York Jets	- 2	L	3- 9	57,539
12/14	14-34	Buffalo	-20	L	3-10	59,646
12/21	21-34	at Baltimore	-13	L	3-11	50,801
Total 258-358						790,602

1976 (Tied for First in AFC-East, 11-3-0)

Head Coach: Chuck Fairbanks

<u>Date</u>	<u>Score</u>	<u>Opponent</u>	<u>Margin</u>	<u>Result</u>	<u>Record</u>	<u>Attendance</u>
9/12	13-27	Baltimore	-14	L	0-1	43,637
9/19	30-14	Miami	+16	W	1-1	46,227
9/26	30-27	at Pittsburgh	+ 3	W	2-1	50,350
10/03	48-17	Oakland	+31	W	3-1	61,279
10/10	10-30	at Detroit	-20	L	3-2	63,711
10/18	41- 7	New York Jets	+34	W	4-2	51,236
10/24	26-22	at Buffalo	+ 4	W	5-2	50,383
10/31	3-10	at Miami	- 7	L	5-3	57,984
11/07	20-10	Buffalo	+10	W	6-3	61,279
11/14	21-14	at Baltimore	+ 7	W	7-3	60,020
11/21	38-24	at New York Jets	+14	W	8-3	58,509
11/28	38-14	Denver	+24	W	9-3	61,279
12/05	27- 6	New Orleans	+21	W	10-3	54,057
12/12	31-14	at Tampa Bay	+17	W	11-3	46,475
Total 376-236						820,463

AFC PLAYOFF

12/18	21-24	at Oakland	- 3	L	0-1	54,037
-------	-------	------------	-----	---	-----	--------

Grand

Total 397-260						874,500
----------------------	--	--	--	--	--	----------------

1977 (Third in AFC-East, 9-5-0)

Head Coach: Chuck Fairbanks

<u>Date</u>	<u>Score</u>	<u>Opponent</u>	<u>Margin</u>	<u>Result</u>	<u>Record</u>	<u>Attendance</u>
9/18	21-17	Kansas City	+ 4	W	1-0	58,288
9/26	27-30	at Cleveland (OT)	-3	L	1-1	77,910
10/02	27-30	at New York Jets	-3	L	1-2	49,801
10/09	31- 0	Seattle	+31	W	2-2	54,363
10/16	24-20	at San Diego	+4	W	3-2	51,143
10/23	17- 3	Baltimore	+14	W	4-2	61,279
10/30	24-13	New York Jets	+11	W	5-2	61,279
11/06	14-24	Buffalo	-10	L	5-3	61,279
11/13	5-17	at Miami	-12	L	5-4	67,907
11/20	20- 7	at Buffalo	+13	W	6-4	31,157
11/27	14- 6	Philadelphia	+8	W	7-4	58,192
12/04	16-10	at Atlanta	+6	W	8-4	60,738
12/11	14-10	Miami	+4	W	9-4	61,279
12/18	24-30	at Baltimore	-6	L	9-5	60,763
Total 278-217						815,378



REGULAR SEASON RESULTS

1978 (First in AFC-East, 11-5-0)

Head Coach: Chuck Fairbanks (11-4-0), Ron Erhardt & Hank Bullough co-head coaches for final game at Miami

<u>Date</u>	<u>Score</u>	<u>Opponent</u>	<u>Margin</u>	<u>Result</u>	<u>Record</u>	<u>Attendance</u>	
9/03	14-16	Washington	- 2	L	0-1	55,063	
9/10	16- 6	at St. Louis	+10	W	1-1	49,555	
9/18	27-34	Baltimore	- 7	L	1-2	57,503	
9/24	21-14	at Oakland	+ 7	W	2-2	53,500	
10/12	8-23	San Diego	+ 5	W	3-2	61,297	
10/08	24-14	Philadelphia	+10	W	4-2	61,297	
10/15	10- 3	at Cincinnati	+ 7	W	5-2	56,257	
10/22	33-24	Miami	+ 9	W	6-2	61,297	
10/29	55-21	New York Jets	+34	W	7-2	61,297	
11/05	14-10	at Buffalo	+ 4	W	8-2	46,101	
11/12	23-26	Houston	- 3	L	8-3	61,297	
11/19	19-17	at New York Jets	+ 2	W	9-3	60,372	
11/26	35-14	at Baltimore	+21	W	10-3	49,404	
12/03	10-17	at Dallas	- 7	L	10-4	65,045	
12/10	26-24	Buffalo	+ 2	W	11-4	59,927	
12/18	3-23	at Miami	-20	L	11-5	75,445	
Total 358-286						934,657	
AFC PLAYOFF							
12/31	14-31	Houston	-17	L	0-1	61,297	
Grand Total 372-317							995,954

1979 (Second in AFC-East, 9-7-0)

Head Coach: Ron Erhardt

<u>Date</u>	<u>Score</u>	<u>Opponent</u>	<u>Margin</u>	<u>Result</u>	<u>Record</u>	<u>Attendance</u>
9/03	13-16	Pittsburgh (OT)	- 3	L	0-1	61,297
9/09	56-03	NY Jets	+53	W	1-1	53,220
9/16	20-14	at Cincinnati	+ 6	W	2-1	46,581
9/23	27-21	San Diego	+ 6	W	3-1	61,297
10/01	14-27	at Green Bay	-13	L	3-2	56,212
10/07	24-17	Detroit	+ 7	W	4-2	61,297
10/14	27-07	at Chicago	+20	W	5-2	57,979
10/21	28-13	Miami	+15	W	6-2	61,297
10/28	26-31	at Baltimore	- 5	L	6-3	47,042
11/04	26-06	at Buffalo	+20	W	7-3	69,465
11/11	10-45	at Denver	-35	L	7-4	75,103
11/18	50-21	Baltimore	+29	W	8-4	61,297
11/25	13-16	Buffalo (OT)	- 3	L	8-5	61,297
11/29	24-39	at Miami	-15	L	8-6	75,037
12/09	26-27	at NY Jets	- 1	L	8-7	60,372
12/16	27-23	Minnesota	+ 4	W	9-7	57,985
Total 411-326						966,778

1980 (Second in AFC-East, 10-6-0)

Head Coach: Ron Erhardt

<u>Date</u>	<u>Score</u>	<u>Opponent</u>	<u>Margin</u>	<u>Result</u>	<u>Record</u>	<u>Attendance</u>
9/07	34-17	Cleveland	+17	W	1-0	49,222
9/14	21-37	Atlanta	-16	L	1-1	48,321
9/21	37-31	at Seattle	+ 6	W	2-1	61,035
9/29	23-14	Denver	+ 9	W	3-1	59,602
10/05	21-11	at New York Jets	+10	W	4-1	53,603
10/12	34- 0	Miami	+34	W	5-1	60,377
10/19	37-21	at Baltimore	+16	W	6-1	53,924
10/26	13-31	at Buffalo	-18	L	6-2	75,092
11/02	34-21	New York Jets	+13	W	7-2	60,834
11/10	34-38	at Houston	- 4	L	7-3	51,524
11/16	14-17	Los Angeles	- 3	L	7-4	60,609
11/23	47-21	Baltimore	+26	W	8-4	60,994
11/30	17-21	at San Francisco	- 4	L	8-5	45,254
12/08	13-16	at Miami (OT)	- 3	L	8-6	63,292
12/14	24- 2	Buffalo	+22	W	9-6	58,324
12/21	38-27	at New Orleans	+11	W	10-6	38,277
Total 441-325						900,284



REGULAR SEASON RESULTS

1981 (Fifth in AFC-East, 2-14-0)

Head Coach: Ron Erhardt

<u>Date</u>	<u>Score</u>	<u>Opponent</u>	<u>Margin</u>	<u>Result</u>	<u>Record</u>	<u>Attendance</u>
9/06	28-29	Baltimore	- 1	L	0-1	49,572
9/13	3-13	at Philadelphia	-10	L	0-2	71,089
9/21	21-35	Dallas	-14	L	0-3	60,311
9/27	21-27	at Pittsburgh (OT)	- 6	L	0-4	53,344
10/04	33-17	Kansas City	+16	W	1-4	55,931
10/11	24-28	at New York Jets	- 4	L	1-5	55,093
10/18	38-10	Houston	+28	W	2-5	60,474
10/25	22-24	at Washington	- 2	L	2-6	50,934
11/01	17-27	at Oakland	-10	L	2-7	44,246
11/08	27-30	Miami (OT)	- 3	L	2-8	60,436
11/15	6-17	New York Jets	-11	L	2-9	45,342
11/22	17-20	at Buffalo	- 3	L	2-10	71,593
11/29	20-27	St. Louis	- 7	L	2-11	39,946
12/06	14-24	at Miami	-10	L	2-12	50,421
12/13	10-19	Buffalo	-9	L	2-13	42,549
12/20	21-23	at Baltimore	-2	L	2-14	17,073
Total 322-370						827,814

1982 (Third in AFC-East, 5-4-0)

Head Coach: Ron Meyer

<u>Date</u>	<u>Score</u>	<u>Opponent</u>	<u>Margin</u>	<u>Result</u>	<u>Record</u>	<u>Attendance</u>
9/12	24-13	at Baltimore	+11	W	1-0	39,055
9/19	7-31	NY Jets	-24	L	1-1	53,515
11/21	7-10	at Cleveland	- 3	L	1-2	47,281
11/28	29-21	Houston	+ 8	W	2-2	33,602
12/05	13-26	at Chicago	-13	L	2-3	36,973
12/12	3- 0	Miami	+ 3	W	3-3	25,716
12/19	16- 0	at Seattle	+16	W	4-3	53,457
12/26	14-37	at Pittsburgh	-23	L	4-4	50,515
1/2/83	30-19	Buffalo	+11	W	5-4	36,218
Total 143-157						376,332
AFC PLAYOFF						
1/8/83	13-28	at Miami	-15	L	0-1	68,842
Grand						
Total 156-185						445,174

1983 (Second in AFC-East, 8-8-0)

Head Coach: Ron Meyer

<u>Date</u>	<u>Score</u>	<u>Opponent</u>	<u>Margin</u>	<u>Result</u>	<u>Record</u>	<u>Attendance</u>
9/04	23-29	Baltimore (OT)	- 6	L	0-1	45,526
9/11	24-34	at Miami	-10	L	0-2	59,343
9/18	23-13	NY Jets	+10	W	1-2	43,182
9/25	28-23	at Pittsburgh	+ 5	W	2-2	58,282
10/02	13-33	San Francisco	-20	L	2-3	54,293
10/09	7-12	at Baltimore	- 5	L	2-4	35,618
10/16	37-21	San Diego	+16	W	3-4	59,016
10/23	31- 0	at Buffalo	+31	W	4-4	60,424
10/30	13-24	at Atlanta	-11	L	4-5	47,546
11/06	21- 7	Buffalo	+14	W	5-5	42,604
11/13	17- 6	Miami	+11	W	6-5	60,771
11/20	0-30	Cleveland	-30	L	6-6	40,987
11/27	3-26	at NY Jets	-23	L	6-7	48,620
12/04	7- 0	New Orleans	+ 7	W	7-7	24,579
12/11	21- 7	at LA Rams	+14	W	8-7	46,503
12/18	6-24	at Seattle	-18	L	8-8	59,688
Total 274-289						786,982



REGULAR SEASON RESULTS

1984 (Second in AFC-East, 9-7-0)

Head Coach: Ron Meyer (5-3-0), Raymond Berry (4-4-0)

Date	Score	Opponent	Margin	Result	Record	Attendance
9/02	21-17	at Buffalo	+4	W	1-0	48,528
9/09	7-28	at Miami	-21	L	1-1	66,083
9/16	38-23	Seattle	+15	W	2-1	43,140
9/23	10-26	Washington	-16	L	2-2	60,503
9/30	28-21	at NY Jets	+7	W	3-2	68,978
10/07	17-16	at Cleveland	+1	W	4-2	53,036
10/14	20-14	Cincinnati	+6	W	5-2	48,154
10/21	24-44	Miami	-20	L	5-3	60,711
10/28	30-20	NY Jets	+10	W	6-3	60,513
11/04	19-26	at Denver	-7	L	6-4	74,908
11/11	38-10	Buffalo	+28	W	7-4	43,313
11/18	50-17	at Indianapolis	+33	W	8-4	60,009
11/22	17-20	at Dallas	-3	L	8-5	55,341
12/02	10-33	St. Louis	-23	L	8-6	53,558
12/09	17-27	at Philadelphia	-10	L	8-7	41,581
12/16	16-10	Indianapolis	+6	W	9-7	22,383
Total						362-352
						860,739

1985 (Tied for Second in AFC-East, 11-5-0)

Head Coach: Raymond Berry

Date	Score	Opponent	Margin	Result	Record	Attendance
9/08	26-20	Green Bay	+6	W	1-0	49,488
9/15	7-20	at Chicago	-13	L	1-1	60,533
9/22	17-14	at Buffalo	+3	W	2-1	40,334
9/29	20-35	LA Raiders	-15	L	2-2	60,686
10/06	20-24	at Cleveland	-4	L	2-3	62,139
10/13	14-3	Buffalo	+11	W	3-3	40,462
10/20	20-13	NY Jets	+7	W	4-3	58,163
10/27	32-14	at Tampa Bay	+18	W	5-3	34,661
11/03	17-13	Miami	+4	W	6-3	58,811
11/10	34-15	Indianapolis	+19	W	7-3	54,176
11/17	20-13	at Seattle	+7	W	8-3	60,345
11/24	13-16	at NY Jets (OT)	-3	L	8-4	74,100
12/01	38-31	at Indianapolis	+7	W	9-4	56,740
12/08	23-6	Detroit	+17	W	10-4	59,078
12/16	27-30	at Miami	-3	L	10-5	69,489
12/22	34-23	Cincinnati	+11	W	11-5	57,953
Total						362-290
						897,158

AFC PLAYOFF

12/28	26-14	at NY Jets	+12	W	1-0	70,598
1/05	27-20	at LA Raiders	+7	W	2-0	88,936
1/12	31-14	at Miami	+17	W	3-0	74,978

SUPER BOWL XX (at Louisiana Superdome)

1/26	10-46	vs. Chicago	-36	L	3-1	73,818
Total						84-94
						308,330

Grand

Total 446-384

1,205,488

1986 (First in AFC-East, 11-5-0)

Head Coach: Raymond Berry

Date	Score	Opponent	Margin	Result	Record	Attendance
9/07	33-3	Indianapolis	+30	W	1-0	55,208
9/11	20-6	at NY Jets	+14	W	2-0	72,422
9/21	31-38	Seattle	-7	L	2-1	58,977
9/28	20-27	at Denver	-7	L	2-2	75,804
10/05	34-7	Miami	+27	W	3-2	60,689
10/12	24-31	NY Jets	-7	L	3-3	60,342
10/19	34-0	at Pittsburgh	+34	W	4-3	54,743
10/26	23-3	at Buffalo	+30	W	5-3	77,808
11/02	25-17	Atlanta	+8	W	6-3	60,597
11/09	30-21	at Indianapolis	+9	W	7-3	56,890
11/16	30-28	at LA Rams	+2	W	8-3	64,339
11/23	22-19	Buffalo	+3	W	9-3	60,455
11/30	21-20	at New Orleans	+1	W	10-3	58,259
12/07	7-31	Cincinnati	-24	L	10-4	60,633
12/14	24-29	San Francisco	-5	L	10-5	60,787
12/22	34-27	at Miami	+7	W	11-5	74,516
Total						412-307
						1,012,469

AFC PLAYOFF

1/4/87	17-22	at Denver	-5	L	0-1	76,105
--------	-------	-----------	----	---	-----	--------

Grand

Total 429-329

1,088,574



REGULAR SEASON RESULTS

1987 (Tied for Second in AFC-East, 8-7-0)

Head Coach: Raymond Berry

Date	Score	Opponent	Margin	Result	Record	Attendance
9/13	28-21	Miami	+7	W	1-0	54,642
9/21	24-43	at NY Jets	-19	L	1-1	70,847
9/27		at Washington		Cancelled due to NFLPA Strike		
10/04	10-20	Cleveland	-10	L	1-2	14,830
10/11	14-7	Buffalo	+7	W	2-2	11,878
10/18	21-7	at Houston	+14	W	3-2	26,294
10/25	16-30	at Indianapolis	-14	L	3-3	48,850
11/01	26-23	LA Raiders	+3	W	4-3	60,664
11/08	10-17	at NY Giants	-7	L	4-4	73,817
11/15	17-23	Dallas (OT)	-6	L	4-5	60,567
11/22	24-0	Indianapolis	+24	W	5-5	56,906
11/29	31-34	Philadelphia (OT)	-3	L	5-6	54,198
12/06	20-31	at Denver	-11	L	5-7	75,794
12/13	42-20	NY Jets	+22	W	6-7	60,617
12/20	13-7	at Buffalo	+6	W	7-7	74,945
12/28	24-10	at Miami	+14	W	8-7	61,192
Total 320-293						806,041

1988 (Tied for Second in AFC-East, 9-7-0)

Head Coach: Raymond Berry

Date	Score	Opponent	Margin	Result	Record	Attendance
9/04	28-3	NY Jets	+25	W	1-0	44,027
9/11	6-36	at Minnesota	-30	L	1-1	55,545
9/18	14-16	Buffalo	-2	L	1-2	55,945
9/25	6-31	at Houston	-25	L	1-3	38,646
10/02	21-17	Indianapolis	+4	W	2-3	58,050
10/09	3-45	at Green Bay (Mil.)	-42	L	2-4	51,932
10/16	27-21	Cincinnati	+6	W	3-4	59,969
10/23	20-23	at Buffalo	-3	L	3-5	76,824
10/30	30-7	Chicago	+23	W	4-5	60,821
11/06	21-10	Miami	+11	W	5-5	60,840
11/13	14-13	at NY Jets	+1	W	6-5	48,358
11/20	6-3	at Miami	+3	W	7-5	53,526
11/27	21-24	at Indianapolis	-3	L	7-6	58,157
12/04	13-7	Seattle	+6	W	8-6	59,068
12/11	10-7	Tampa Bay (OT)	+3	W	9-6	39,889
12/17	10-21	at Denver	-11	L	9-7	70,910
Total 250-284						892,507

1989 (Fourth in AFC-East, 5-11-0)

Head Coach: Raymond Berry

Date	Score	Opponent	Margin	Result	Record	Attendance
9/10	27-24	at NY Jets	+3	W	1-0	64,541
9/17	10-24	Miami	-14	L	1-1	57,043
9/24	3-24	Seattle	-21	L	1-2	48,025
10/01	10-31	at Buffalo	-21	L	1-3	78,921
10/08	23-13	Houston	+10	W	2-3	59,828
10/15	15-16	at Atlanta	-1	L	2-4	39,697
10/22	20-37	at San Francisco*	-17	L	2-5	70,000
10/29	23-20	at Indianapolis (OT)	+3	W	3-5	59,356
11/05	26-27	NY Jets	-1	L	3-6	53,366
11/12	24-28	New Orleans	-4	L	3-7	47,680
11/19	33-24	Buffalo	+9	W	4-7	49,663
11/26	21-24	at LA Raiders	-3	L	4-8	38,747
12/03	22-16	Indianapolis	+6	W	5-8	32,234
12/10	10-31	at Miami	-21	L	5-9	55,913
12/17	10-28	at Pittsburgh	-18	L	5-10	26,594
12/24	20-24	LA Rams	-4	L	5-11	27,940
Total 297-391						809,553

*Played at Stanford Stadium in Palo Alto, California due to Oct. 17th earthquake in San Francisco.



SERIES RESULTS

(Includes Playoff Games)

PATRIOTS 3, ATLANTA 3

1972—at NE 21, Atlanta 20	+1
1977—NE 16, at Atlanta 10	+6
1980—Atlanta 37, at NE 21	-16
1983—at Atlanta 24, NE 13	-11
1986—at NE 25, Atlanta 17	+8
1989—at Atlanta 16, NE 15	-1

(Points—Atlanta 124, Patriots 111)

PATRIOTS 33, BUFFALO 26 (1 tie)

1960—Buffalo 13, at NE 0	-13
at Buffalo 38, NE 14	-24
1961—NE 23, at Buffalo 21	+2
at NE 52, Buffalo 21	+31
1962—at Buffalo 28, NE 28	tie
at NE 21, Buffalo 10	+21
1963—at Buffalo 28, NE 21	-7
at NE 17, Buffalo 7	+10
* NE 26, at Buffalo 8	+18
1964—NE 36, at Buffalo 28	+8
Buffalo 24, at NE 14	-10
1965—at Buffalo 24, NE 7	-17
Buffalo 23, at NE 7	-16
1966—NE 20, at Buffalo 10	+10
at NE 14, Buffalo 3	+11
1967—NE 23, at Buffalo 0	+23
Buffalo 44, at NE 16	-28
1968—NE 16, at Buffalo 7	+9
at NE 23, Buffalo 6	+17
1969—at Buffalo 23, NE 16	-7
at NE 35, Buffalo 21	+14
1970—Buffalo 45, at NE 10	-35
NE 14, at Buffalo 10	+4
1971—at NE 38, Buffalo 33	+5
at Buffalo 27, NE 20	-7
1972—at Buffalo 38, NE 14	-24
Buffalo 27, at NE 24	-3
1973—Buffalo 31, at NE 13	-18
at Buffalo 37, NE 13	-24
1974—at Buffalo 30, NE 28	-2
Buffalo 29, at NE 28	-1
1975—at Buffalo 45, NE 31	-14
Buffalo 34, at NE 14	-20
1976—NE 26, at Buffalo 22	+4
at NE 20, Buffalo 10	+10
1977—Buffalo 24, at NE 14	-10
NE 20, at Buffalo 7	+13
1978—NE 14, at Buffalo 10	+4
at NE 26, Buffalo 24	+2
1979—NE 26, at Buffalo 6	+20
Buffalo 16, at NE 13 (OT)	-3
1980—at Buffalo 31, NE 13	-18
at NE 24, Buffalo 2	+22
1981—at Buffalo, 20, NE 17	-3
Buffalo 19, at NE 10	-9
1982—at NE 30, Buffalo 19	+11
(1-2-83)	
1983—NE 31, at Buffalo 0	+31
at NE 21, Buffalo 7	+14
1984—NE 21, at Buffalo 17	+4
at NE 38, Buffalo 10	+28
NE 17, at Buffalo 14	+3
1985—at NE 14, Buffalo 3	+11
1986—NE 23, at Buffalo 3	+20
at NE 22, Buffalo 19	+3
1987—at NE 14, Buffalo 7	+7
NE 13, at Buffalo 7	+6
1988—Buffalo 16, at NE 14	-2
at Buffalo 23, NE 20	-3
1989—at Buffalo 31, NE 10	-21
at NE 33, Buffalo 24	+9

*Divisional Playoff

(Points—Patriots 1,220, Buffalo 1,164)

PATRIOTS 3, CHICAGO 3

1973—NE 13, at Chicago 10	+3
1979—NE 27, at Chicago 7	+20
1982—at Chicago 26, NE 13	-13
1985—at Chicago 20, NE 7	-13
1985—(*at N.O.) Chicago 46, NE 10	-36
1988—at NE 30, Chicago 7	+23

*Super Bowl XX

(Points—Chicago 116, Patriots 100)

PATRIOTS 7, CINCINNATI 4

1968—at NE 33, Cincinnati 14	+19
1969—NE 25, at Cincinnati 14	+11
1970—at Cincinnati 45, NE 7	-38
1972—Cincinnati 31, at NE 7	-24
1975—at Cincinnati 27, NE 10	-17
1978—NE 10, at Cincinnati 3	+7
1979—NE 20, at Cincinnati 14	+6
1984—at NE 20, Cincinnati 14	+6
1985—at NE 34, Cincinnati 23	+11
1986—Cincinnati 31, at NE 7	-24
1988—at NE 27, Cincinnati 21	+6

(Points—Cincinnati 237, Patriots 200)

CLEVELAND 7, PATRIOTS 2

1971—at Cleveland 27, NE 7	-20
1974—Cleveland 21, at NE 14	-7
1977—at Cleveland 30, NE 27 (OT)	-3
1980—at NE 34, Cleveland 17	+17
1982—at Cleveland 10, NE 7	-3
1983—Cleveland 30, at NE 0	-30
1984—NE 17, at Cleveland 16	+1
1985—at Cleveland 24, NE 20	-4
1987—Cleveland 20, at NE 10	-10

(Points—Cleveland 195, Patriots 136)

DALLAS 6, PATRIOTS 0

1971—at Dallas 44, NE 21	-23
1975—Dallas 34, at NE 31	-3
1978—at Dallas 17, NE 10	-7
1981—Dallas 35, at NE 21	-14
1984—at Dallas 20, NE 17	-3
1987—Dallas 23, at NE 17 (OT)	-6

(Points—Dallas 173, Patriots 117)

DENVER 15, PATRIOTS 12

1960—Denver 13, at NE 10	-3
at Denver 31, NE 24	-7
1961—at NE 45, Denver 17	+28
NE 28, at Denver 24	+4
1962—at NE 41, Denver 16	+25
NE 33, at Denver 29	+4
1963—at Denver 14, NE 10	-4
at NE 40, Denver 21	+19
1964—NE 39, at Denver 10	+29
at NE 12, Denver 7	+5
1965—Denver 27, at NE 10	-17
NE 28, at Denver 20	+8
1966—NE 24, at Denver 10	+14
Denver 17, at NE 10	-7
1967—at Denver 26, NE 21	-5
1968—NE 20, at Denver 17	+3
Denver 35, at NE 14	-21
1969—at Denver 35, NE 7	-28
1972—at Denver 45, NE 21	-24
1976—at NE 38, Denver 14	+24
1979—at Denver 45, NE 10	-35
1980—at NE 23, Denver 14	+9
1984—at Denver 26, NE 19	-7
1986—at Denver 27, NE 20	-7
*at Denver 22, NE 17	-5
1987—at Denver 31, NE 20	-11
1988—at Denver 21, NE 10	-11

*AFC Playoff

(Points—Denver 614, Patriots 594)



SERIES RESULTS

PATRIOTS 2, DETROIT 2

1971—Detroit 34, at NE 7	-27
1976—at Detroit 30, NE 10	-20
1979—at NE 24, Detroit 17	+7
1985—at NE 23, Detroit 6	+17

(Points—Detroit 87, Patriots 64)

PATRIOTS 2, GREEN BAY 2

1973—at NE 33, Green Bay 24	+9
1979—at Green Bay 27, NE 14	-13
1985—at NE 26, Green Bay 20	+6
1988—at Green Bay 45, NE 3	-42

(Points—Green Bay 116, Patriots 76)

PATRIOTS 16, HOUSTON 14 (1 tie)

1960—Houston 24, at NE 10	-14
at Houston 37, NE 21	-16
1961—at NE 31, Houston 31	tie
at Houston 27, NE 15	-12
1962—at NE 34, Houston 21	+13
at Houston 31, NE 17	-4
1963—at NE 45, Houston 3	+42
NE 46, at Houston 28	+18
1964—at NE 25, Houston 24	+1
NE 34, at Houston 17	+17
1965—at Houston 31, NE 10	-21
at NE 42, Houston 14	+28
1966—at NE 27, Houston 21	+6
NE 38, at Houston 14	+24
1967—at NE 18, Houston 7	+11
at Houston 27, NE 6	-21
1968—Houston 16, at NE 0	-16
at Houston 45, NE 17	-28
1969—at NE 24, Houston 0	+24
at Houston 27, NE 23	-4
1971—at NE 28, Houston 20	+8
1973—NE 32, at Houston 0	+32
1975—Houston 7, at NE 0	-7
1978—Houston 26, at NE 23	-3
1978—*Houston 31, at NE 14	-17
1980—at Houston 38, NE 34	-4
1981—at NE 38, Houston 10	+28
1982—at NE 29, Houston 21	+8
1987—NE 21, at Houston 7	+14
1988—at Houston 31, NE 6	-25
1989—at NE 23, Houston 13	+10

*AFC Divisional Playoff
(Points—Patriots 731, Houston 639)

PATRIOTS 22, INDIANAPOLIS 17

1970—Baltimore 14, at NE 6	-8
at Baltimore 27, NE 3	-24
1971—Baltimore 23, at NE 3	-20
NE 21, at Baltimore 17	+4
1972—Baltimore 24, at NE 17	-7
at Baltimore 31, NE 0	-31
1973—at NE 24, Baltimore 16	+8
at Baltimore 18, NE 13	-5
1974—at NE 42, Baltimore 3	+39
NE 27, at Baltimore 17	+10
1975—at NE 21, Baltimore 10	+11
at Baltimore 34, NE 21	-13
1976—Baltimore 27, at NE 13	-14
NE 21, at Baltimore 14	+7
1977—at NE 17, Baltimore 3	+14
at Baltimore 30, NE 24	-6
1978—Baltimore 34, at NE 27	-7
NE 35, at Baltimore 14	+21
1979—at Baltimore 31, NE 26	-5
at NE 50, Baltimore 21	+29
1980—NE 37, at Baltimore 21	+16
at NE 47, Baltimore 21	+26
1981—Baltimore 29, at NE 28	-1
at Baltimore 23, NE 21	-2
1982—NE 24, at Baltimore 13	+11
1983—Baltimore 29, at NE 23 (OT)-6	

1983—at Baltimore 12, NE 7	-5
1984—NE 50, at Indianapolis 17	+33
at NE 16, Indianapolis 10	+6
1985—at NE 34, Indianapolis 15	+19
NE 38, at Indianapolis 31	+7
1986—at NE 33, Indianapolis 3	+30
NE 30, at Indianapolis 21	+9
1987—at Indianapolis 30, NE 16	-14
at NE 24, Indianapolis 0	+24
1988—at NE 21, Indianapolis 17	+4
at Indianapolis 24, NE 21	-3
1989—NE 23, at Indy 20 (OT)	+3
at NE 22, Indianapolis 16	+6

(Points—Patriots 926, Colts 760)

KANSAS CITY 11, PATRIOTS 7 (3 ties)

1960—at NE 42, Kansas City 14	+28
at Kansas City 34, NE 0	-34
1961—NE 18, at Kansas City 17	+1
at NE 28, Kansas City 21	+7
1962—at Kansas City 42, NE 28	-14
Kansas City 27, at NE 7	-20
1963—at NE 24, Kansas City 24	tie
at Kansas City 35, NE 3	-32
1964—at NE 24, Kansas City 7	+17
NE 31, at Kansas City 24	+7
1965—at Kansas City 27, NE 17	-10
at NE 10, Kansas City 10	tie
1966—Kansas City 43, at NE 24	-19
NE 27, at Kansas City 27	tie
1967—Kansas City 33, at NE 10	-23
1968—at Kansas City 31, NE 17	-14
1969—Kansas City 31, at NE 0	-31
1970—at Kansas City 23, NE 10	-13
1973—Kansas City 10, at NE 7	-3
1977—at NE 21, Kansas City 17	+4
1981—at NE 33, Kansas City 17	+16

(Points—Kansas City 514, Patriots 381)

PATRIOTS 13, LA RAIDERS 13 (1 tie)

1960—At San Francisco 27, NE 14-13	
at NE 34, Oakland 28	+6
1961—at NE 20, Oakland 17	+3
NE 35, at San Francisco 21+14	
1962—at NE 26, Oakland 16	+10
at Oakland 20, NE 0	-20
1963—NE 20, at Oakland 14	+6
at NE 20, Oakland 14	+6
1964—NE 17, at Oakland 14	+3
at NE 43, Oakland 43	tie
1965—Oakland 24, at NE 10	-14
at Oakland 30, NE 21	-9
1966—at NE 24, Oakland 21	+3
1967—at Oakland 35, NE 7	-28
Oakland 48, at NE 14	-34
1968—at Oakland 41, NE 10	-31
1969—Oakland 38, at NE 23	-15
1971—at NE 20, Oakland 6	+14
1974—at Oakland 41, NE 26	-15
1976—at NE 48, Oakland 17	+31
* at Oakland 24, NE 21	-3
1978—NE 21, at Oakland 14	+7
1981—at Oakland 27, NE 17	-10
1985—Los Angeles 35, at NE 20	-15
* NE 27, at Los Angeles 20	+7
1987—at NE 26, Los Angeles 23	+3
1989—at Los Angeles 24, NE 21	-3

*AFC Divisional Playoff
(Points—Raiders 682, Patriots 585)

PATRIOTS 3, LA RAMS 2

1974—at NE 20, Los Angeles 14	+6
1980—Los Angeles 17, at NE 14	-3
1983—NE 21, at Los Angeles 7	+14
1986—NE 30, at Los Angeles 28	+2
1989—Los Angeles 24, at NE 20	-4

(Points—Patriots 105, LA Rams 90)



SERIES RESULTS

MIAMI 27, PATRIOTS 21

1966—	NE 20, at Miami 14	+6
1967—	at NE 41, Miami 10	+31
	at Miami 41, NE 32	-9
1968—	Miami 34, at NE 10	-24
	at Miami 38, NE 7	-31
1969—	Miami 17, at NE 16	-1
	NE 38, Miami 23(at Tampa)+15	
1970—	at NE 27, Miami 14	+13
	at Miami 37, NE 20	-17
1971—	at Miami 41, NE 3	-38
	at NE 34, Miami 13	+21
1972—	at Miami 52, NE 0	-52
	Miami 37, at NE 21	-16
1973—	at Miami 44, NE 23	-21
	Miami 30, at NE 14	-16
1974—	at NE 34, Miami 24	+10
	at Miami 34, NE 27	-7
1975—	Miami 22, at NE 14	-8
	at Miami 20, NE 7	-13
1976—	at NE 30, Miami 14	+16
	at Miami 10, NE 3	-7
1977—	at Miami 17, NE 5	-12
	at NE 14, Miami 10	+4
1978—	at NE 33, Miami 24	+9
	at Miami 23, NE 3	-20
1979—	at NE 28, Miami 13	+15
	at Miami 39, NE 24	-15
1980—	at NE 34, Miami 0	+34
	at Miami 16, NE 13 (OT)	-3
1981—	Miami 30, at NE 27 (OT)	-3
	at Miami 24, NE 14	-10
1982—	at NE 3, Miami 0	+3
	* at Miami 28, NE 13	-15
1983—	at Miami 34, NE 24	-10
	at NE 17, Miami 6	+11
1984—	at Miami 28, NE 7	-21
	Miami 44, at NE 24	-20
1985—	at NE 17, Miami 13	+4
	at Miami 30, NE 27	-3
	** NE 31, at Miami 14	+17
1986—	at NE 34, Miami 7	+27
	NE 34, at Miami 27	+7
1987—	at NE 28, Miami 21	+7
	NE 24, at Miami 10	+14
1988—	at NE 21, Miami 10	+11
	NE 6, at Miami 3	+3
1989—	Miami 24, at NE 10	-14
	at Miami 31, NE 10	-21

*AFC First Round Playoff

**AFC Championship

(Points—Miami 1,095, Patriots 946)

PATRIOTS 2, MINNESOTA 2

1970—	Minnesota 35, at NE 14	-21
1974—	NE 17, at Minnesota 14	+3
1979—	at NE 27, Minnesota 23	+4
1988—	at Minnesota 36, NE 6	-30

(Points—Minnesota 108, Patriots 64)

PATRIOTS 5, NEW ORLEANS 1

1972—	NE 17, at New Orleans 10	+7
1976—	at NE 27, New Orleans 6	+21
1980—	NE 38, at New Orleans 27	+11
1983—	at NE 7, New Orleans 0	+7
1986—	NE 21, at New Orleans 20	+1
1989—	New Orleans 28, at NE 24	-4

(Points—Patriots 134, New Orleans 91)

NY GIANTS 2, PATRIOTS 1

1970—	NY Giants 16, at NE 0	-16
1974—	NE 28, at NY Giants 20	+8
1987—	at NY Giants 17, NE 10	-7

(Points—NY Giants 53, Patriots 38)

NY JETS 32, PATRIOTS 27 (1 tie)

1960—	NE 28, at New York 24	+4
	at NE 38, New York 21	+17

1961—	New York 21, at NE 20	-1
	at New York 37, NE 30	-7
1962—	NE 43, at New York 14	+29
	at NE 24, New York 17	+7
1963—	at NE 38, New York 14	+24
	at New York 31, NE 24	-7
1964—	at NE 26, New York 10	+16
	at New York 35, NE 14	-21
1965—	New York 30, at NE 20	-10
	NE 27, at New York 23	+4
1966—	at NE 24, New York 24	tie
	at New York 38, NE 28	-10
1967—	at New York 30, NE 23	-7
	New York 29, at NE 24	-5
1968—	New York 47, NE 31	-16
	(at Birmingham)	
	at New York 48, NE 14	-34
1969—	New York 23, at NE 14	-9
	at New York 23, NE 17	-6
1970—	New York 31, at NE 21	-10
	at New York 17, NE 3	-14
1971—	at NE 20, New York 0	+20
	at New York 13, NE 6	-7
1972—	New York 41, at NE 13	-28
	at New York 34, NE 10	-24
1973—	New York 9, at NE 7	-2
	at New York 33, NE 13	-20
1974—	NE 24, at New York 0	+24
	New York 21, at NE 16	-5
1975—	at New York 36, NE 7	-29
	New York 30, at NE 28	-2
1976—	at NE 41, New York 7	+34
	NE 38, at New York 24	+14
1977—	at New York 30, NE 27	-3
	at NE 24, New York 13	+11
1978—	at NE 55, New York 21	+34
	NE 19, at New York 17	+2
1979—	at NE 56, New York 3	+53
	at New York 27, NE 26	-1
1980—	NE 21, at New York 11	+10
	at NE 34, New York 21	+13
1981—	at New York 28, NE 24	-4
	New York 17, at NE 6	-11
1982—	New York 31, at NE 7	-24
1983—	at NE 23, New York 13	+10
	at New York 26, NE 3	-23
1984—	NE 28, at New York 21	+7
	at NE 30, New York 20	+10
1985—	at NE 20, New York 13	+7
	at New York 16, NE 13 (OT)-3	
	* NE 26, at New York 14	+12
1986—	NE 20, at New York 6	+14
	New York 31, at NE 24	-7
1987—	at New York 43, NE 24	-19
	at NE 42, New York 20	+22
1988—	at NE 28, New York 3	+25
	NE 14, at New York 13	+1
1989—	NE 27, at New York 24	+3
	New York 27, at NE 26	-1

*AFC Wildcard Game

(Points—Patriots 1,401, NY Jets 1,344)

PHILADELPHIA 4, PATRIOTS 2

1973—	at Philadelphia 24, NE 23	-1
1977—	at NE 14, Philadelphia 6	+8
1978—	at NE 24, Philadelphia 14	+10
1981—	at Philadelphia 13, NE 3	-10
1984—	at Philadelphia 27, NE 17	-10
1987—	Philadelphia 34, at NE 31 (OT)	-3

(Points—Philadelphia 118, Patriots 112)

PHOENIX 4, PATRIOTS 1

1970—	at St. Louis 31, NE 0	-31
1975—	at St. Louis 24, NE 17	-7
1978—	NE 16, at St Louis 6	+10
1981—	St. Louis 27, at NE 20	-7
1984—	St. Louis 33, at NE 10	-23

(Points—Cardinals 121, Patriots 63)



SERIES RESULTS

PITTSBURGH 6, PATRIOTS 3

1972—at Pittsburgh 33, NE 3	-30
1974—Pittsburgh 21, at NE 17	-4
1976—NE 30, at Pittsburgh 27	+3
1979—Pittsburgh 16, at NE 13 (OT)	-3
1981—at Pittsburgh 27, NE 21 (OT)	-6
1982—at Pittsburgh 37, NE 14	-23
1983—NE 28, at Pittsburgh 23	+5
1986—NE 34, at Pittsburgh 0	+34
1989—at Pittsburgh 28, NE 10	-28
(Points—Pittsburgh 212, Patriots 170)	

PATRIOTS 13, SAN DIEGO 12 (2 ties)

1960—NE 35, at Los Angeles 0	+35
Los Angeles 45, at NE 16	-29
1961—San Diego 38, at NE 27	-11
NE 41, at San Diego 0	+41
1962—at NE 24, San Diego 20	+4
NE 20, at San Diego 14	+6
1963—at San Diego 17, NE 13	-4
San Diego 7, at NE 6	-1
*at San Diego 51, NE 10	-41
1964—NE 33, at San Diego 28	+5
San Diego 26, at NE 17	-9
1965—at NE 13, San Diego 13	tie
NE 22, at San Diego 6	+16
1966—at San Diego 24, NE 0	-24
at NE 35, San Diego 17	+18
1967—at San Diego 28, NE 14	-14
NE 31, at San Diego 31	tie
1968—San Diego 27, at NE 17	-10
1969—San Diego 13, at NE 10	-3
at San Diego 28, NE 18	-10
1970—San Diego 16, at NE 14	-2
1973—at NE 30, San Diego 14	+16
1975—NE 33, at San Diego 19	+14
1977—NE 24, at San Diego 20	+4
1978—at NE 28, San Diego 23	+5
1979—at NE 27, San Diego 21	+6

1983—at NE 37, San Diego 21	+16
*AFL Championship Game	
(Points—Patriots 595, San Diego 567)	

SAN FRANCISCO 5, PATRIOTS 1

1971—at San Francisco 27, NE 10	-17
1975—at NE 24, San Francisco 16	+8
1980—at San Francisco 21, NE 17	-4
1983—San Francisco 33, at NE 13	-20
1986—San Francisco 29, at NE 24	-5
1989—*San Francisco 37, NE 20	-17
(at Palo Alto)	
(Points—San Francisco 143, Patriots 108)	

PATRIOTS 6, SEATTLE 3

1977—at NE 31, Seattle 0	+31
1980—NE 37, at Seattle 31	+6
1982—NE 16, at Seattle 0	+16
1983—at Seattle 24, NE 6	-18
1984—at NE 38, Seattle 23	+15
1985—NE 20, at Seattle 13	+7
1986—Seattle 38, at NE 31	-7
1988—at NE 13, Seattle 7	+6
1989—Seattle 24, at NE 3	-21
(Points—Patriots 195, Seattle 160)	

PATRIOTS 3, TAMPA BAY 0

1976—NE 31, at Tampa Bay 14	+17
1985—NE 32, at Tampa Bay 14	+18
1988—at NE 10, Tampa Bay 7 (OT)	+3
(Points—Patriots 73, Tampa Bay 35)	

WASHINGTON 3, PATRIOTS 1

1972—at NE 24, Washington 23	+1
1978—Washington 16, at NE 14	-2
1981—at Washington 24, NE 22	-2
1984—Washington 26, at NE 10	-16
(Points—Washington 89, Patriots 70)	



PATRIOTS' ALL-TIME ROSTER

NOTE: The following list includes players who have been active for at least one regular season game in each season noted.

Acks, Ron (LB), Illinois.....	1972-73	Cappadona, Bob (RB), Northeastern...	1966-67
Adams, Bob (TE) Pacific.....	1973-74	Cappelletti, Gino (WR-K-DB), Minnesota	1960-70
Adams, Julius (DE), Texas So	1971-77, 79-85, 87	Carey, Brian (WR), American Int.....	1987
Adams, Sam (OG), Prairie View.....	1972-80	Carter, Allen (RB), USC.....	1975-76
Addison, Tom (LB), South Carolina.....	1960-67	Carter Kent (LB), USC.....	1974
Alexander, Rogers (LB), Penn St.....	1987	Carwell, Larry (DB), Iowa St.....	1969-72
Allard, Don (QB), Boston College.....	1962	Cash, Rick (DT), N.E. Missouri.....	1972-73
Allen, Marvin (RB), Tulane.....	1988-89	Cavanaugh, Matt (QB), Pittsburgh.....	1978-82
Anderson, Bob (RB), Colorado.....	1975	Caveness, Ron (LB), Arkansas.....	1968-69
Anderson, Ralph (S), W. Texas St.....	1973	Chandler, Al (TE), Oklahoma.....	1976-79
Antrum, Glenn (WR), Connecticut.....	1989	Chandler, Edgar (LB), Georgia.....	1973
Antwine, Houston (DT), So. Illinois.....	1961-71	Chapple, Dave (P) Cal. (Santa Barbara)...	1974
Armstrong, Bruce (OT), Louisville.....	1987-89	Charles, John (DB), Purdue.....	1967-69
Ashton, Josh (RB), Tulsa.....	1972-74	Cheyunski, Jim (LB), Syracuse.....	1968-72
Atchason, Jack (OE), Western Illinois.....	1960	Christy, Richard (RB), North Carolina.....	1960
Atessis, Bill (DE), Texas.....	1971	Cindrich, Ralph (LB), Pittsburgh.....	1972
Atkinson, Ricky (DB), S. Connecticut.....	1987	Clark, Allan (RB), Northern Arizona.....	1979-80
Avezzano, Joe (OC), Florida St.....	1966	Clark, Gail (LB), Michigan St.....	1974
Baab, Mike (C), Texas.....	1988-89	Clark, Phil (DB), Northwestern.....	1971
Bailey, Bill (RB), Cincinnati.....	1969	Clark, Steve (DE), Kansas St.....	1981
Bain, Bill (OT), USC.....	1986	Clayborn, Raymond (CB), Texas.....	1977-89
Baker, Melvin (WR), Texas Southern.....	1975	Cloutier, Dave (DB), Maine.....	1964
Ballou, Mike (LB), UCLA.....	1970	Cobbs, Duffy (DB), Penn St.....	1987
Banks, Willie (G), Alcorn A&M.....	1973	Coffey, Wayne (WR), SW Texas St.....	1987
Barnes, Bruce (P), UCLA.....	1973-74	Cohen, Abe (OG), Chattanooga.....	1960
Barnes, Pete (LB), So. University.....	1976-77	Colclough, Jim (WR), Boston College.....	1960-68
Barnes, Rodrigo (LB), Rice.....	1974-75	Coleman, Dennis (LB), Mississippi.....	1971
Baty, Greg (TE), Stanford.....	1986-87	Coleman, Eric (DB), Wyoming.....	1989
Beach, Walter (DB), Central Mich.....	1960-61	Collins, Tony (RB), East Carolina.....	1981-87
Beaudoin, Doug (S), Minnesota.....	1976-79	Colton, George (OT), Maryland.....	1987
Beer, Tom (TE), Houston.....	1970-72	Condon, Tom (OG), Boston College.....	1985
Bell, Bill (K), Kansas.....	1973	Conn, Dick (S), Georgia.....	1975-79
Bellino, Joe (RB), Navy.....	1965-67	Cook, Marv (TE), Iowa.....	1989
Bennett, Phil (LB), Miami.....	1960	Cooks, Terrence (LB), Nicholls St.....	1989
Benson, Mike (WR), S. Connecticut.....	1987	Corbett, Steve (OG), Boston College.....	1975
Benson, Thomas (LB), Oklahoma.....	1988	Corcoran, Jim (QB), Maryland.....	1968
Berger, Ron (DE), Wayne State.....	1969-72	Corsetti, Rico (LB), Bates.....	1987
Beverly, Randy (DB), Colorado St.....	1970-71	Costic, Ray (LB), Miss St.....	1977-79
Bianchini, Frank (RB), Hofstra.....	1987	Cowan, Larry (RB) Jackson St.....	1982
Bisakah, Joe (OE), Richmond.....	1960	Crabtree, Eric (WR), Pittsburgh.....	1971
Bishop, Richard (NT), Louisville.....	1976-81	Crawford, Jim (RB), Wyoming.....	1960-64
Black, Mel (LB), Eastern Illinois.....	1986-87	Creswell, Smiley (DE), Michigan St.....	1985
Blackmon, Don (LB), Tulsa.....	1981-87	Cross, Bob (OT), Kilgore Jr. Col.....	1960
Blahak, Joe (CB), Nebraska.....	1976	Crouthamel, Jake (RB), Dartmouth.....	1960
Blanchard, Dick (LB), Tulsa.....	1972	Crow, Albert (DT), William & Mary.....	1960
Blanks, Sid (RB), Texas A&I.....	1969-70	Crump, George (DE) East Carolina.....	1982-83
Bleier, Bob (QB), Richmond.....	1987	Crump, Harry (RB), Boston College.....	1963
Bolton, Ron (DB), Norfolk St.....	1972-75	Cryder, Bob (OG), Alabama.....	1978-83
Boudreaux, Jim (DE), Louis. Tech.....	1966-68	Cudzik, Walt (OC), Purdue.....	1960-63
Bowman, Jim (S), C. Michigan.....	1985-89	Cunningham, Jay (DB), Bowling Green	1965-67
Boyd, Greg (S), Arizona.....	1973	Cunningham, Sam (RB), USC.....	73-79, 81-82
Boyd, Greg (DE), San Diego St.....	1977-78	Currier, Bill (DB), So. Carolina.....	1980
Bradshaw, Morris (WR) Ohio St.....	1982	Cusick, Pete (NT), Ohio St.....	1975
Bramlett, John (LB), Memphis St.....	1969-70	Damkroger, Maury (LB), Nebraska.....	1974
Briscoe, Marlin (WR), Nebraska (Omaha)	1976	Danenbauer, Bill (DE), Emporia.....	1960
Brock, Pete (C), Colorado.....	1976-87	Davis, Elgin (RB), Cent. Florida.....	1987-88
Brown, Barry (TE-LB), Florida.....	1969-70	Davis, Greg (K), Citadel.....	1989
Brown, Bill E. (LB), Syracuse.....	1960	Davis, Jack (OG), Maryland.....	1960
Brown, Preston (WR), Vanderbilt.....	1980, 1982	Dawson, Bill (LB-TE-DE), Florida St.....	1965
Brown, Sidney (CB), Oklahoma.....	1978	Dawson, Lin (TE), N.C. State.....	1981-89
Brown, Vincent (LB), Miss. Valley.....	1988-89	Dee, Bob (DE), Holy Cross.....	1960-67
Browning, Dave (DE), Washington.....	1983	Delucca, Gerry (OT), Mid. Tenn St.....	1960-64
Bruney, Fred (DB), Ohio St.....	1960-62	Dimitroff, Tom (QB), Miami (O).....	1960
Bryant, Hubie (WR), Minnesota.....	1971-72	Disenzo, Tony (OT), Michigan St.....	1960
Buben, Mark (DL), Tufts.....	1979, 1981	Doig, Steve (LB), New Hampshire.....	1986-87
Buenhagen, Gary (OT-G), Syracuse.....	1969-70	Dombroski, Paul (DB), Linfield.....	1981-84
Buoniconti, Nick (LB), Notre Dame.....	1962-68	Donnalley, Kevin (DB), N. Dakota St.....	1981
Burks, Steve (WR), Arkansas State.....	1975-77	Dorsey, Nate (DE), Mississippi Val.....	1973
Burton, Ron (RB), Northwestern.....	1960-65	Douglas, David (G), Tennessee.....	1989
Byrd, Dennis (DT), North Carolina St.....	1968	Dowling, Brian (QB), Yale.....	1972-73
Cagle, John (DT-LB-G), Clemson St.....	1969	Dressler, Doug (RB), Chico St.....	1975
Calhoun, Don (RB), Kansas St.....	1975-81	Dukes, Mike (LB), Clemson.....	1964-65
Camarillo, Rich (P), Washington.....	1981-87	DuLac, Bill (OG), Eastern Mich.....	1974-75
Canale, Justin (OG), Mississippi St.....	1965-68	Dumler, Doug (OC), Nebraska.....	1973-75
Canale, Whit (DE), Tennessee.....	1968	Dupard, Reggie (RB), SMU.....	1986-89
		Durko, Sandy (S), USC.....	1973-74



PATRIOTS' ALL-TIME ROSTER

- Dykes, Hart Lee (WR), Oklahoma St..... 1989
- Eason, Tony (QB), Illinois..... 1983-89
Edmonds, Randy (LB), Geo. Tech.....1971
Egu, Patrick (RB), Nevado-Reno.....1989
Eisenhauer, Larry (DE),
Boston College..... 1962-69
- Falcon, Terry (OG), Montana..... 1978-79
Fairchild, Paul (OG), Kansas.....1984-89
Farmer, Lon (LB), Chattanooga.....1964-66
Farrell, Sean (OG), Penn St.....1987-89
Feacher, Ricky (WR), Miss. Val. St.....1976
Feagles, Jeff (P), Miami (FL).....1988-89
Feehery, Gerry (G)..... 1989
Feldhausen, Paul (OT), Northland.....1968-69
Feggins, Howard (CB), UNC-Charlotte.....1989
Felt, Dick (DB), Brigham Young.....1962-66
Ferguson, Vagas (RB), Notre Dame.....1980-82
Flick, Tom (QB), Washington.....1982
Flutie, Doug (QB), Boston College.....1987-89
Foreman, Chuck (RB), Miami (FL)..... 1980
Forte, Ike (RB), Arkansas..... 1967-77
Foster, Will (LB), E. Michigan.....1973-74
Fox, Tim (S), Ohio St..... 1976-81
Frain, Todd (TE), Nebraska.....1987
Francis, Russ (TE), Oregon.....1975-80, 87-88
Franklin, Arnold (TE), N. Carolina.....1987
Franklin, Tony (K), Texas A&M..... 1984-87
Fraser, Jim (LB-P), Wisconsin.....1966
Frazier, Charley (WR), Texas So.....1969-70
Fryar, Irving (WR), Nebraska.....1984-89
Funchess, Tom (OT), Jack. St.....1968-70
Fussell, Tom (DE) LSU.....1967
- Gadbois, Dennis (WR), Boston Univ....1987-88
Gallagher, Allen (OT), USC..... 1974
Gamble, R.C. (RB), So. Car. St.....1968-69
Garcia, Teddy (K), NE Louisiana..... 1988
Gardin, Ron (WR), Arizona..... 1971
Garrett, Carl (RB), N. Mex. High.....1969-72
Garrett, J.D. (RB), Grambling.....1964-67
Garron, Larry (RB), Western Illinois.....1960-68
Geddes, Bob (LB), UCLA.....1973-75
Germany, Willie (S), Morgan St..... 1976
Gibson, Ernest (CB), Furman.....1984-88
Gillen, John (LB), Illinois.....1983
Gipson, Paul (RB), Houston.....1973
Gladieux, Bob (RB), Notre Dame.....1969-72
Glenn, Vencie (DB), Indiana State.....1986
Goad, Tim (NT), North Carolina.....1988-89
Gogolak, Charlie (K), Princeton.....1970-72
Golden, Tim (LB), Florida..... 1982-84
Golic, Bob (LB), Notre Dame.....1979-81
Gonzalez, Noe (RB), SW Texas St..... 1974
Graff, Neil (QB), Wisconsin..... 1974-75
Graham, Art (WR), Boston College.....1963-68
Graham, Milt (OT), Colgate.....1961-63
Graves, White (DB), LSU.....1965-67
Gray, Leon (OT), Jackson St.....1973-78
Green, Jerry (RB), Georgia Tech.....1960
Greene, Tom (QB), Holy Cross.....1960
Grogan, Steve (QB), Kansas St.....1975-89
Guzik, John (NT), Ohio Univ..... 1987
- Hagen, Halvor (G-DE), Weber St.....1971-72
Haggerty, Mike (OT-DE), Miami..... 1971
Haley, Darryl (OG), Utah.....1982-84, 86
Hall, Ron (DB), Missouri Valley.....1961-67
Hamilton, Ray (DE), Oklahoma.....1973-81
Hammond, Kim (QB), Florida St.....1968-70
Hannah, John (OG), Alabama.....1973-85
Hanneman, Craig (DE), Oregon St.....1974-75
Hansen, Bruce (RB), Brigham Young.....1987
Hare, Eddie (P), Tulsa.....1979
Harris, Marshall (DE), TCU.....1983
Harris, Rickie (DB), Arizona.....1971-72
Hartley, Ken (P), Catawba..... 1981
Hasselbeck, Don (TE), Colorado.....1977-83
- Hauser, Art (DT), Xavier..... 1960
Hawkins, Mike (OLB), Texas A&I.....1978-81
Hawthorne, Greg (WR-RB), Baylor.....1984-86
Hayman, Conway (OG), Delaware..... 1972
Haynes, Mike (CB), Arizona St.....1976-82
Hendley, David (DB), S. Connecticut.....1987
Henke, Karl (OT), Tulsa.....1969
Hennessey, Tom (DB), Holy Cross.....1965-66
Henson, Luther (NT), Ohio St.....1982-84
Herline, Alan (P), Vanderbilt..... 1987
Herock, Ken (LB), West Virginia.....1969
Herron, Mack (RB), Kansas St.....1973-75
Hinton, Eddie (WR), Oklahoma..... 1974
Hodge, Milford (DE), Washington St.....1986-89
Hoey, George (DB), Michigan.....1972-73
Holloway, Brian (OT), Stanford..... 1981-86
Holmes, Darryl (FS), Ft. Valley St.....1987-89
Holmes, Ernie (NT), Texas Southern..... 1978
Howard, Bob (CB), San Diego St.....1975-77
Huarte, John (QB), Notre Dame.....1966-67
Hubach, Mike (P), Kansas.....1980-81
Hudson, Bill (DT), Clemson..... 1965
Hunt, Jim Lee (DT), Prairie View..... 1961-71
Hunt, Kevin (OT), Doane..... 1973
Hunt, Sam (LB), S.F. Austin.....1974-79
Hurst, Maurice (CB), Southern..... 1989
Hyland, Bob (OC), Boston College.....1977
- Ilg, Ray (LB), Colgate..... 1967-68
Imhof, Martin (DE), San Diego St..... 1975
Ingram, Brian (LB), Tennessee.....1982-85
Ivory, Horace (RB), Oklahoma.....1977-81
- Jackson, Harold (WR), Jackson St1978-81, 87
Jackson, Honor (DB), Pacific.....1972-73
Jacobs, Harry (DE-LB), Bradley.....1960-62
Jacobs, Ray (DT), Howard Payne..... 1969
Jagielski, Harry (DT), Indiana.....1960-61
James, Craig (RB), SMU..... 1984-88
James, Roland (SS), Tennessee.....1980-89
Janik, Tom (DB-P), Texas A&I.....1969-71
Jarvis, Ray (WR), Norfolk St..... 1979
Jenkins, Ed (RB), Holy Cross.....1974
Jeter, Gary (DE), USC.....1989
Johnson, Andy (RB), Georgia...1974-76, 78-81
Johnson, Billy (DB), Nebraska..... 1966-69
Johnson, Daryl (DB), Morgan St.....1968-71
Johnson, Ellis (RB), S.E. Louisiana.....1965-66
Johnson, Joe (OE), Boston College.....1960-61
Johnson, Preston (RB), Florida A&M.....1968
Johnson, Steve (TE), Virginia Tech.....1988
Jones, Cedric (WR), Duke..... 1982-89
Jones, Ezell (OT), Minnesota.....1969-70
Jordan, Shelby (OT), Wash. (Mo.) 1975,77-82
Jordan, Tim (LB), Wisconsin.....1987-89
- Kadziel, Roin (LB), Stanford..... 1972
Kapp, Joe (QB), California..... 1970
Kecman, Dan (LB), Maryland..... 1970
Keeton, Durwood (S), Oklahoma.....1975
Kerrigan, Mike (QB), Northwestern.....1983-84
Khayat, Ed (DT), Tulane.....1966
Kimber, Bill (OE), Florida St..... 1961
Kiner, Steve (LB), Tennessee..... 1971, 73
King, Claude (RB), Houston.....1962
King, Steve (LB), Tulsa..... 1973-81
Klein, Dick (OT), Iowa St.....1961-62
Knief, Gayle (WR), Morningside..... 1970
Koontz, Ed (LB), Catawba.....1968
Krakau, Merv (LB), Iowa St.....1978
Kuehn, Art (OC), UCLA..... 1983
- LaFreniere, Bill (WR), Northeastern.....1987
Larson, William (RB), Western Illinois..... 1960
Lasifer, Ike (DE), St. Augustine's.....1970-71
Lawson, Odell (RB), Langston.....1970-71
LeBlanc, Michael (RB), Stephen F. Austin1987
Lee, John (DE), Nebraska..... 1981
Lee, Keith (DB), Colorado St.....1981-84



PATRIOTS' ALL-TIME ROSTER

Lee, Robert (G), Missouri.....	1960	Oakes, Don (OT), Virginia Tech.....	1963-68
Lenkaitis, Bill (C), Penn St.....	1971-81	O'Hanley, Ross (DB), Boston College.....	1960-65
Leo, Bobby (WR), Harvard.....	1967-68	Osley, Willie (CB), Illinois.....	1974
Leo, Charlie (OG), Indiana.....	1960-62	Outlaw, John (DB), Jackson St.....	1969-72
Lindquist, Paul (DT), New Hampshire.....	1961	Owen, Tom (QB), Wichita St.....	1976-81
Lingner, Adam (OL), Illinois.....	1986	Owens, Dennis (NT), N. Carolina St....	1982-86
Linne, Larry (WR), Texas-El Paso.....	1987		
Lippett, Ronnie (DB), Miami (FL).....	1983-88*	Parilli, Babe (QB), Kentucky.....	1961-67
Livingston, Walt (RB), Heidelberg.....	1960	Patrick, Mike (P), Mississippi St.....	1975-78
Lofton, Oscar (OE), S.E. Louisiana.....	1960	Patton, Jerry (DE), Nebraska.....	1975
Long, Charlie (OT), Chattanooga.....	1961-69	Pennywell, Carlos (WR), Grambling....	1978-81
Long, Mike (OE), Brandeis.....	1960	Peoples, George (RB), Auburn.....	1983
Lott, Billy (RB), Mississippi.....	1961-63	Perkins, Willis (OG), Texas Southern....	1961
Louck, Rommie (LB), UCLA.....	1961-62	Perryman, Robert (RB), Michigan.....	1987-89
Loukas, Angelo (G), Northwestern.....	1970	Peterson, Joe (CB), Nevada-Reno.....	1987
Lowery, Nick (K), Dartmouth.....	1978	Philpott, Ed (LB), Miami (O).....	1967-71
Lowry, Orlando (LB),	1989	Philips, Jess (RB), Michigan St.....	1976-77
Lunsford, Mel (DE), Central (O.) St....	1973-80	Pickering, Clay (WR), Maine.....	1987
		Plunkett, Art (OT), UNLV.....	1985, 87
Maitland, Jack (RB), Williams.....	1971-72	Plunkett, Jim (QB), Stanford.....	1971-75
Mallory, Irvin (DB), Virginia Union.....	1971	Pope, Ken (CB), Oklahoma.....	1974
Mangiero, Dino (NT), Rutgers.....	1987	Porell, Tom (NT), Boston College.....	1987
Mangum, John (DT), S. Mississippi.....	1966-67	Porter, Willie (DB), Texas Southern....	1968
Marion, Fred (FS), Miami (FL).....	1982-89	Posey, David (K), Florida.....	1978
Marsh, Aaron (WR), Eastern KY.....	1968-69	Prestridge, Luke (P), Baylor.....	1984
Marshall, Al (WR), Boise St.....	1974	Price, Kenny (LB), Iowa.....	1971
Martin, Donald (CB), Yale.....	1973	Profit, Eugene (DB), Yale.....	1986-88
Martin, Sammy (WR), LSU.....	1988-89	Pruett, Perry (DB), North Texas St....	1971
Mason, Dave (S), Nebraska.....	1973	Puetz, Garry (OG), Valparaiso.....	1979-81
Massey, Jim (CB), Linfield.....	1974-75	Purvis, Vic (WR), S. Mississippi.....	1966-67
Mass, Wayne (OT), Miami.....	1972	Pyne, George (OT), Olivet.....	1965
Match, Trevor (OC), Brigham Young..	1985-88		
Matthews, Bill (LB), So. Dak. St.....	1979-81	Rademacher, Bill (WR), N. Mich. St....	1969-70
Matthews, Henry (RB), Michigan St.....	1972	Ramsey, Derrick (TE), Kentucky.....	1983-85
May, Art (DE), Tuskegee.....	1971	Ramsey, Tom (QB), UCLA.....	1985-88
McAlister, James (RB/KR), UCLA.....	1978	Ratkowski, Ray (RB), Notre Dame.....	1961
McCabe, Jerry (LB), Holy Cross.....	1987	Ray, Eddie (RB-P), LSU.....	1970
McCall, Bob (RB), Arizona.....	1973	Reed, Benton (DE), Mississippi.....	1987
McComb, Don (DE), Bradley.....	1960	Rehder, Tom (OT), Notre Dame.....	1988-89
McCray, Prentice (S), Arizona St.....	1974-80	Reilly, Kevin (LB), Villanova.....	1975
McCurry, Dave (S), Iowa St.....	1974	Rembert, Johnny (LB), Clemson.....	1983-89
McDougald, Doug (DE), VPI.....	1980	Reynolds, Bob (OT), Bowling Green..	1972-73
McGee, George (OT), Southern.....	1960	Reynolds, Ed (LB), Virginia.....	1983-89
McGee, Tony (DE), Bishop (Tex.).....	1974-81	Reynolds, Tom (WR), San Diego St.....	1972
McGrew, Lawrence (LB), USC.....	1980-89	Rice, Rodney (DB), BYU.....	1989
McHale, Joe (LB), Delaware.....	1987	Richardson, Al (DE), Grambling.....	1960
McKay, Bob (OT), Texas.....	1976-78	Richardson, Jesse (DT), Alabama.....	1962-64
McKinnon, Don (LB), Dartmouth.....	1963-64	Richardson, Tom (WR), Jackson St....	1969-70
McMahon, Art (DB), N. Carolina St....	1968-72	Robinson, Bo (RB), W. Texas St.....	1984
McNeil, Emmanuel (NT), Tenn.-Martin....	1989	Robinson, Greg (OT), Sacramento St....	1987
McQuay, Leon (RB), Tampa.....	1975	Robinson, Rex (K), Georgia.....	1982
McSwain, Chuck (RB), Clemson.....	1987	Robotti, Frank (LB-RB), Boston College..	1961
McSwain, Rod (CB), Clemson.....	1984-89	Rogers, Doug (DE), Stanford.....	1984
Meixler, Ed (LB), Boston University.....	1965	Romaniszyn, Jim (LB), Edinboro St. (PA)	1976
Mildren, Jack (S), Oklahoma.....	1974	Romeo, Tony (TE), Florida St.....	1962-67
Miller, Al (RB), Boston College.....	1960	Romine, Al (DB), Florence St.....	1961
Miller, Dan (K), Miami, Fl.....	1982	Rowe, Dave (DT), Penn St.....	1971-73
Mirich, Rex (DT), Northern Arizona.....	1970	Rucker, Reggie (WR), Boston Univ.....	1971-74
Mitchell, Leroy (DB), Texas Southern.....	1967-68	Rudolph, Jack (LB), Georgia Tech.....	1960-65
Montler, Mike (OT), Colorado.....	1969-72	Ruth, Mike (NT), Boston College.....	1986-87
Moore, Arthur (DT), Tulsa.....	1973-77		
Moore, Greg (LB), Tenn.-Chattanooga....	1987	Sacco, Frank (LB), Fordham.....	1987
Moore, Leroy (DE), Ft. Valley St.....	1961-62	Sanders, John (S), South Dakota.....	1974-76
Moore, Steve (OT), Tenn St.....	1983-87	Sandham, Todd (OG), Northeastern.....	1987
Morgan, Stanley (WR), Tennessee.....	1977-89	Sanford, Rick (FS), South Carolina....	1979-84
Morriss, Guy (OC), Texas Christian....	1984-87	Saranovitz, Brian (OG), New Hampshire..	1987
Morris, Jon (OC), Holy Cross.....	1964-74	Sardisco, Tony (OG), Tulane.....	1960-62
Mosier, John (TE), Kansas.....	1973	Satcher, Doug (LB), S. Mississippi.....	1966-68
Moss, Roland (TE), Toledo.....	1971	Sawyer, Jon (CB), Cincinnati.....	1987
Murphy, Bill (WR), Cornell.....	1968	Scarpito, Bob (WR-P), Notre Dame.....	1968
		Schaum, Greg (DE), Michigan St.....	1978
Nance, Jim (RB), Syracuse.....	1965-71	Schmidt, Bob (OT), Minnesota.....	1964
Naposki, Eric (LB), Connecticut.....	1988-89	Scholtz, Bruce (LB), Texas.....	1989
Neighbors, Billy (OG), Alabam.....	1962-65	Schottenheimer, Marty (LB),Pittsburgh	1969-70
Nelson, Edmund (DE), Auburn.....	1988	Schubert, Eric (K), Pittsburgh.....	1987
Nelson, Steve (LB), N. Dakota St.....	1974-87	Schubert, Steve (WR), Massachusetts....	1974
Neumann, Tom (RB), Northern Michigan..	1963	Schwedes, Gerhardt (RB), Syracuse....	1960-61
Neville, Tommy (OT), Mississippi.....	1965-77	Scott, Clarence (DB), Morgan St.....	1969-72
Nichols, Bob (TE), Boston Univiersity..	1967-68	Scott, Willie (TE), South Carolina.....	1986-88



PATRIOTS' ALL-TIME ROSTER

Sealby, Randy (LB), Missouri.....	1987	Veris, Garin (DE), Stanford.....	1985-88
Sellers, Ron (WR), Florida St.....	1969-71	Viaene, David (OT), Minnesota-Duluth....	1989
Shegog, Ron (SS), Austin Peay.....	1987	Villa, Danny (OT), Arizona St.....	1987-89
Sherman, Tom (QB-DB), Penn St.....	1968-69	Virkus, Scott (DE), San Fran. City Col....	1984
Shiner, Dick (QB), Maryland.....	1973-74	Walker, Mike (K), None.....	1972
Shoate, Rod (LB), Oklahoma.....	1975-81	Ward, David (LB), Southern Ark.....	1989
Shonta, Chuck (DB), E. Michigan.....	1960-67	Washington, Clyde (DB), Purdue.....	1960-61
Shovers, Peter (DE), Illinois St.....	1989	Washington, Mark (CB), Morgan St.....	1979
Sievers, Eric (TE), Maryland.....	1989	Watson, Dave (G), Georgia Tech.....	1963-64
Simerson, John (OT), Purdue.....	1961	Weathers, Clarence(WR), Delaware St.....	1983-84
Sims, Kenneth (DE), Texas.....	1982-89	Weathers, Robt. (RB), Arizona St.....	1982-86
Singer, Carl (OT), Purdue.....	1966-68	Webb, Don (DB), Iowa St.....	1961-71
Smith, Connell (DE), Southern Univ....	1973-74	Webster, George (LB), Michigan St.....	1974-76
Smith, Hal (DT), UCLA.....	1960	Weisacosky, Ed (LB), Miami.....	1971-72
Smith, John (K) Southhampton (Eng.)..	1974-83	Weishuhn, Clayton (LB), Angelo St.....	1982-84, 86
Smith, Ricky (DB), Alabama St.....	1982-84	Welch, Claxton (RB), Oregon.....	1973
Snyder, Al (WR), Holy Cross.....	1964	Wells, Billy (RB), Michigan St.....	1960
Solitis, Bob (DB), Minnesota.....	1960-61	West, Mel (DB), Missouri.....	1961
Songin, Ed (Butch) (QB), B.C.....	1960-61	Westbrook, Don (WR), Nebraska.....	1977-81
Spears, Ron (DE), San Diego St.....	1982-83	Whalen, Jim (TE), Boston College.....	1965-69
Starring, Stephen (WR), McNeese.....	1983-87	Wheeler, Dwight (OT), Tennessee St....	1978-83
Staurovsky, Jason (K), Tulsa.....	1988-89	White, Harvey (QB), Clemson.....	1960
Staufort, Fred (K), Boston College.....	1983	White, Jeff (K-P), Texas El Paso.....	1973
Stenger, Brian (LB), Notre Dame.....	1973	White, Jim (DE), Colorado St.....	1972
Stephens, John (RB), NW (La.) St.....	1988-89	Whittingham, Fred (LB), California Poly....	1970
Stephens, Tom (DB-TE), Syracuse.....	1960-64	Whitten, Todd (QB), Stephen F. Austin....	1987
Stingley, Darryl (WR), Purdue.....	1973-77	Wichard, Murray (DE), Frostburg St.....	1987
St. Jean, Lennie (OG), N. Michigan...	1964-73	Wilburn, Steve (DE), Illinois St.....	1987
Stokes, Eric (C-G), Northeastern.....	1987	William, J.R. (LB-C), La. Tech.....	1968-70
Stolberg, Eric (WR), Indiana.....	1971	Williams, Brent (DE), Toledo.....	1986-89
Striegel, Bill (LB), College of Pacific....	1960	Williams, Brian (TE), Southern.....	1982
Studstill, Pat (P), Houston.....	1972	Williams, Brooks (TE), N. Carolina.....	1983
Sturt, Fred (G), Bowling Green.....	1976-78	Williams, Derwin (WR), New Mexico...	1985-87
Suci, Bob (DB), Michigan St.....	1963	Williams, Ed (LB), Texas.....	1984-87
Swanson, Terry (P), Massachusetts...	1967-68	Williams, Jon (RB), Penn St.....	1984
Sweet, Joe (WR), Tennessee St.....	1974	Williams, Lester (NT), Miami (FL).....	1982-85
Sykes, Alfred (WR), Florida A&M.....	1971	Williams, Perry (CB), Clemson.....	1987
Taliaferro, Mike (QB), Illinois.....	1968-71	Williams, Toby (DE), Nebraska.....	1983-88
Tanner, John (LB-DE), Tenn. Tech....	1973-74	Wilson, Curtis (OC), Missouri.....	1989
Tarver, John (RB), Colorado.....	1972-74	Wilson, Darrell (DB), Conn.....	1981
Tatupu, Mosi (RB), USC.....	1978-89	Wilson, Ed (QB), Arizona St.....	1965
Taylor, Greg (RB), Virginia.....	1982	Wilson, Darryal (WR), Tennessee.....	1983
Taylor, Kitrick (WR), Wash. St.....	1989	Wilson, Jerrel (P), S. Mississippi.....	1978
Thomas, Ben (DE), Auburn.....	1985	Wilson, Joe (RB), Holy Cross.....	1974
Thomas, Donnie (LB), Indiana.....	1976	Wilson, Marc (QB), BYU.....	1989
Thomas, Gene (RB), Florida A&M.....	1968	Windsor, Bob (TE), Kentucky.....	1972-75
Timpson, Michael (WR), Penn St.....	1989	Wirgowski, Dennis (DE), Purdue.....	1970-72
Tippett, Andre (LB), Iowa.....	1982-88	Witt, Mel (DT), Arlington State.....	1967-70
Tipton, Dave (NT), Western Illionis....	1975-76	Woods, Carl (RB), Vanderbilt.....	1987
Toler, Ken (WR), Mississippi.....	1981-82	Wooten, Ron (OG), N. Carolina.....	1982-88
Toner, Ed (DT), Massachusetts.....	1967-70	Wonsley, George (RB), Miss. St.....	1989
Towns, Bobby (DB), Georgia.....	1961	Wright, Elmo (WR), Houston.....	1975
Trull, Don (QB), Baylor.....	1967	Yates, Bob (OT-G-C), Syracuse.....	1960-65
Tucker, Erroll (DB), Utah.....	1989	Yewcic, Tom (P-QB), Michigan St.....	1961-66
Turner, Bake (WR), Texas Tech.....	1970	Zabel, Steve (LB), Oklahoma.....	1975-78
Turner, Bill (DE), Boston College.....	1987	Zamberlin, John (LB), Pac. Lutheran...	1979-82
Twombly, Darren (C), Boston College....	1987	Zendejas, Joaquin (K), LaVerne (CA)....	1983
Van Eeghen, Mark (RB), Colgate.....	1982-83		
Vataha, Randy (WR), Stanford.....	1971-76		



ALL-TIME PATRIOTS' DRAFT

1990

1a. Chris Singleton, 8, (LB) Arizona (Patriots traded their 1st round, 3rd pick, and 2nd round, 29th pick for Seahawks' two 1st round selections, 8th and 10th picks and Seattle's 3rd round pick); 1b. Ray Agnew, 10, (DE) North Carolina State (choice from Seattle); 2. Choice to Seattle; 3a. Tom Hodson, 59, (QB) Louisiana State; 3b. Greg McMurtry, 80, (WR) Michigan (acquired from Dallas along with Cowboys' 7th round pick, later traded to Buffalo and the Cowboys' 5th round, 120th pick, in exchange for Patriots' 3rd round selection, originally Seattle's, NE's 6th round, 143rd pick, and 8th round, 197th pick); 5a. Junior Robinson, 110, (DB) East Carolina (choice from Washington, along with Redskins' 2nd pick in the 5th round, which was later traded to Denver, in exchange for Patriots' 4th round, 86th pick); 5b. Jon Melander, 113, (OT) Minnesota; 5c. James Gray, 120, (RB) Texas Tech (choice from Dallas); 6. Choice to Dallas; 7. Choices to Buffalo; 8. Choice to Dallas; 9. Shawn Bouwens, 226, (OG) Nebraska-Wesleyan; 10. Anthony Landry, 253, (RB) Stephen F. Austin; 11. Sean Smith, 280, (DE) Georgia Tech; 12a. Ventson Donelson, 309, (DB) Michigan State; 12b. Blaine Rose, 322, (OG) Maryland (choice from Buffalo, along with a 4th round pick in 1991, in exchange for Patriots' two 7th round picks in 1990, one of which came from Dallas).

1989

1. Hart Lee Dykes, 16, (WR) Oklahoma State; 2. Eric Coleman, 43, (DB) Wyoming; 3a. Marv Cook, 63, (TE) Iowa (choice from Tampa Bay for Stephen Starring trade of 1988); 3b. Chris Gannon, 73, (DE) S. W. Louisiana; 4a. Maurice Hurst, 96, (DB) Southern (from Washington for Patriots fifth-round pick of 1988); 4b. Michael Timpson, 100, (WR) Penn State; 5. (127th pick, sent to Green Bay through Cleveland as part of 1988 trade for Mike Baab); 6. Eric Mitchel, 166, (RB) Oklahoma (Patriots traded their 6th round, 157th pick, for Raiders' 6th round pick, 166, and NE gains Raiders' 8th round, 224th pick); 7a. Eric Lindstrom, 178, (LB) Boston College (from Raiders as part of Brian Holloway trade of 1987); 7b. (sent to San Diego for Thomas Benson trade of 1988); 8a. Rodney Rice, 211, (DB) Brigham Young; 8b. Tony Zackery, 224, (DB) Washington (from Raiders as part of draft-day trade exchanging 6th round picks; originally San Francisco's pick); 9a. Darron Norris, 241, (RB) Texas; 9b. Curtis Wilson, 248, (OC) Missouri (from Minnesota for Patriots' 11th-round pick of 1988); 10. Emanuel McNeil, 268, (NT) Tennessee-Martin; 11. Tony Hinz, 295, (FB) Harvard; 12. Aaron Chubb, 325, (LB) Georgia.

1988

1. John Stephens, 17, (RB) Northwestern (La.) State; 2. Vincent Brown, 43, (LB) Mississippi Valley State; 3. Tom Rehder, 69, (T) Notre Dame; 4a. Tim Goad, 87, (NT) North Carolina (from Tampa Bay in exchange for NE's 1987 fifth-round pick); 4b. Sammy Martin, 97, (WR/KR) LSU (from Minnesota in 1987 trade for QB Rich Gannon); 4c. Teddy Garcia, 100, (K) Northeast Louisiana; 5. Troy Wolkow, 115, (G) Minnesota; 5b. Patriots selection #127 traded to Washington in exchange for Redskins' fourth-round choice in 1989; 6. Steve Johnson, 154, (TE) Virginia Tech; 7. Darryl Usher, 181, (WR/KR) Illinois; 8. Patriots selection #236 to Chicago as part of QB Doug Flutie trade; 9. Neil Galbraith, 240, (CB) Central (Oklahoma) State; 10. Rodney Lossow, 267, (C) Wisconsin (from L.A. Raiders as part of 1987 trade for OT Brian Holloway); 11. Marvin Allen, 294, (RB) Tulane; 11b. Patriots selection #296 traded to Minnesota in exchange for Vikings' ninth-round choice in 1989; 12. Dave Nugent, 321, (NT) Boston College.

1987

1. Bruce Armstrong, 23, (OT), Louisville; 2. Patriots' selection 51 overall traded to Tampa Bay as part of OT-OG Sean Farrell trade (also 7th and 9th round picks); 3a. Bob Perryman, 79, (RB), Michigan; 3b. Patriots trade 81 overall and 10th round pick, 275 overall, to LA Raiders for Raiders' two fourth round picks, 98 and 102 overall; 81 overall pick originally from Washington for WR Ricky Sanders trade; 4a. Rich Gannon, 98, (QB-RB), Delaware; 4b. Derrick Beasley, 102, (DB), Winston-Salem; 4c. Tim Jordan, 107, (LB), Wisconsin; 5a. Danny Villa, 113, (OT), Arizona State (choice from San Diego for DB Vencie Glenn trade); 5b. Tom Gibson, 116, (DE), Northern Arizona (choice from Tampa Bay for Patriots' 6th round pick in 1986); 6. Gene Taylor, 163, (WR), Fresno State; 7. Patriots' selection 191 overall traded to Tampa Bay as part of Sean Farrell trade; 8. Patriots' selection 219 overall traded to Kansas City for TE Willie Scott; 9. Patriots' selection 247 overall traded to Tampa Bay as part of OT-OG Sean Farrell trade; 10. Patriots' selection, 275 overall, and 3rd round pick, 81 overall, traded to LA Raiders for two fourth round picks, 98 and 102 overall; 11. Carlos Reveiz, 302, (K), Tennessee; 12. Elgin Davis, 330, (RB), Central Florida.

1986

1. Reggie Dupard, 26, (RB) Southern Methodist; 2a. Mike Ruth, 42 (NT), Boston College (choice from Seattle as part of Bob Cryder trade of 1984); 2b. Vencie Glenn, 54, (DB) Indiana State; 3. Patriots' selection 81 overall forfeited; 4. Scott Gieselman, 109, (TE) Boston College; 5. Greg Robinson, 137, (OG/OT), Sacramento State; 6. Patriots' selection 164 overall traded to Tampa Bay for Buccaneers' fifth-round pick in 1987; 7a. Ray McDonald, 187, (WR), Florida (choice from San Francisco as part of Matt Cavanaugh trade of 1983); 7b. Brent Williams, 193, (DE) Toledo; 8. Greg Baty, 220, (TE) Stanford; 9. George Colton, 248, (OG) Maryland; 10. Cletis Jones, 276, (RB) Florida State; 11. Gene Thomas, 303, (WR), University of Pacific; 12. Don McAulay, 330, (K) Syracuse.



ALL-TIME PATRIOTS' DRAFT

1985

1. Patriots' selection 16 overall traded to San Francisco; 1. Trevor Matich, 28, (OC) BYU (choice from San Francisco); 2a. Garin Veris, 48, (DE) Stanford; 2b. Jim Bowman, 52, (DB) Central Michigan (choice from LA Raiders part of Mike Haynes deal of 1983); 2c. Ben Thomas, 56, (DE) Auburn (choice from San Francisco); 3. Patriots' selection to San Francisco; 3. Audrey McMillian, 84, (DB) Houston (choice from San Francisco); 4a. Tom Toth, 102, (OT) Western Michigan; 4b. Gerard Phelan, 108, (WR) Boston College (choice from LA Raiders part of Shelby Jordan deal of 1983) 5. Choice to Cincinnati as part of WR Irving Fryar tradeup deal of 1984; 6. Choice to Philadelphia as part of K Tony Franklin deal of 1984; 7a. Choice to LA Raiders as part of the Mike Haynes deal of 1983; 7b. Choice to LA Raiders; 8a. Choice to Atlanta for DB Rod McSwain (1984); 8b. Miford Hodge, 224, (DE) Washington State (choice from San Francisco part of Matt Cavanaugh deal of 1983); 9. Choice to Pittsburgh for RB/WR Greg Hawthorne (1984); 10. Choice to Denver for P Luke Prestridge (1984); 11. Paul Lewis, 296, (RB) Boston University; 12. Tony Mumford, 328, (RB) Penn State.

1984

1. Irving Fryar, 1, (WR) Nebraska; 2. Ed Williams, 43, (LB) Texas; 3. Jonathan Williams, 70, (RB) Penn State; 5. Paul Fairchild, 124, (OG) Kansas; 6. Ernest Gibson, 151, (DB) Furman; 7a. Bruce Kallmeyer, 184, (K) Kansas; 7b. Derwin Williams, 192, (WR) New Mexico; 8. James Keyton, 211, (OT) Arizona State; 9a. Scott Bolzan, 238, (OT) Northern Illinois; 9b. David Windham, 251, (LB), Jackson State; 11. Charlie Flager, 292, (OG) Washington State; 12. Harper Howell, 319, (TE), UCLA. SUPPLEMENTAL DRAFT: 1. Ricky Sanders, 16 (WR) Southwest Texas State; 2. Eric Jordan, 43, (RB) Purdue; 3. Walter Lewis, 70, (QB) Alabama.

1983

1. Tony Eason, 15, (QB) Illinois. 2. Darryl Wilson, 47, (WR) Tennessee. 3a. Stephan Starring, 74, (WR) McNeese State. 3b. Steve Moore, 80, (OG/OT) Tennessee State (choice from San Diego in FS Tim Fox trade). 4. Johnny Rembert, 101, (LB) Clemson. 5a. Smiley Creswell, 118, (DE) Michigan State (choice from Chicago in LB Rod Shoate trade). 5b. Darryl Lewis, 128, (TE) Texas-Arlington. 6. Mike Bass, 155, (K) Illinois. 7. Craig James, 187, (RB) SMU/Washington-USFL. 8. Ronnie Lippett, 214, (DB) Miami (FL). 9a. Ricky Williams, 233, (RB) Langston (choice from New Orleans). 9b. Mark Keel, 240, (TE) Arizona/Arizona—USFL. 10a. James Williams, 264, (TE) Wyoming (choice from NY Giants in LB Bill Matthews trade). 10b. Toby Williams, 265, (DE) Nebraska (choice from New Orleans). 10c. Tom Ramsey, 267, (QB) UCLA/Los Angeles—USFL. 11a. Steve Parker, 292, (WR/KR) Abilene Christian (choice from New Orleans). 11b. Calvin Eason, 294, (DB) Houston. 12a. Waddell Kelly, 319, (RB) Arkansas State (choice from New Orleans). 12b. Andy Ekern, 326, (OT) Missouri.

1982

1a. Ken Sims, 1 (DE) Texas. 1b. Lester Williams, 27, (DT) Miami (FL) (choice from San Francisco in TE Russ Francis deal). 2. own choice (29th overall) traded to San Francisco. 2a. Robert Weathers, 40, (RB) Arizona State (choice from San Diego in FS Tim Fox deal.) 2b. Andre Tippett, 41, (LB) Iowa (choice from San Francisco). 2c. Darryl Haley, 55, (OT) Utah (choice from San Francisco). 3a. Cedric Jones, 56, (WR/KR) Duke. 3b. Clayton Weishuhn, 60, (LB) Angelo State (choice from Seattle for RB Horace Ivory). 4a. George Crump, 85, (DE) East Carolina. 4b. Brian Ingram, 111, (LB) Tennessee (choice from San Francisco in TE Russ Francis deal). 5. Fred Marion, 112, (DB) Miami (FL). 6. Ricky Smith, 141, (DB) Alabama State. 7. Jeff Roberts, 168, (LB) Tulane. 8. Ken Collins, 197, (LB) Washington State. 9. Kelvin Murdock, 224, (WR) Troy State. 10. Brian Clark, 253, (K) Florida. 11a. used to select WR Chy Davidson of Rhode Island in 1981 supplemental draft. 11b. Steve Sandon, 296, (QB) Northern Iowa (choice from NY Giants for DB Bill Currier). 12. Greg Taylor, 308, (WR/KR) Virginia.

1981

1. Brian Holloway, 19, (OT) Stanford. 2. Tony Collins, 47, (RB/KR) East Carolina. 3. choice to Minnesota for RB Chuck Foreman. 4. Don Blackmon, 102, (LB) Tulsa. 5. Steve Clark, 130, (DE) Kansas State. 6. Ron Wooten, 157, (OG) North Carolina. 7. Ken Toler, 185, (WR) Mississippi. 8a. Ken Naber, 194, (P) Stanford (choice from New Orleans for OG Sam Adams). 8b. Lin Dawson, 212, (TE) North Carolina State. 9. choice to Detroit for LB Ed O'Neill. 10. choice to Cleveland for DE Ernest Pirce. 11. Brian Buckley, 295, (QB) Harvard. 12. Cris Crissy, 323, (DB/KR) Princeton.

1980

1a. Roland James, 14, (DB), Tennessee. 1b. Vagas Ferguson, 25, (RB), Notre Dame (choice from Houston in OT Leon Gray deal). 2. Larry McGrew, 45, (LB) USC. 3. Steve McMichael, 73, (DT) Texas. 4 choice to Los Angeles in WR Harold Jackson deal. 5. Doug McDougald, 124, (DE), VPI. 6a. choice to Cleveland for DE Mike St. Clair. 6b. Preston Brown, 160, (WR/KR) Vanderbilt (choice from Houston in OT Leon Gray deal). 7. Tom Kearns, 180, (OG) Kentucky. 8. Mike House, 208, (TE) Pacific. 9. Barry Burget, 235, (LB) Oklahoma. 10. Tom Daniel, 266, (OC) Georgia Tech. 11. Mike Hubach, 293, (P) Kansas. 12. Jimmy Jordan, 320, (QB) Florida State.



ALL-TIME PATRIOTS' DRAFT

1979

1. Rick Sanford, 25, (DB) South Carolina. 2. Bob Golic, 52, (LB) Notre Dame. 3. (Choice to Los Angeles) in WR Harold Jackson deal.) 4. Eddie Hare, 106, (P) Tulsa. 5. John Zamberlin, 135, (LB) Pacific Lutheran. 6. (Choice to Pittsburgh). 7a. Judson Flint, 177, (DB) Memphis State (choice from Washington). 7b. choice forfeited. 8. Randy Love, 216, (RB) Houston. 9. John Spagnola, 245, (TE) Yale. 10. Martin Cox, 270, (WR) Vanderbilt (choice from Denver); Allan Clark, 271, (RB) Northern Arizona. 11. (Choice to Washington). 12. (Choice to Detroit).

1978

1. Bob Cryder, 18 (G) Alabama. 2. Matt Cavanaugh, 50, (QB) Pittsburgh. 3. Carlos Pennywell, 77, (WR) Grambling. 4. Dwight Wheeler, 102, (T) Tennessee State. 5. Bill Matthews 129, (LB) South Dakota State. 6. Kern Coleman, 156, (LB) Mississippi. 7. Mike Hawkins, 188, (LB) Texas A&I. 8a. Terry Falcon, 198, (G) Montana (choice from Buffalo through Philadelphia); 8b. Mosi Tatupu, 215, (RB) Southern California. 9. Tim Petersen, 242, (LB) Arizona State. 10. Bryan Ferguson, 269, (DB) Miami. 11. Charlie Williams 296, (LB) Florida. 12. John Gibney, 328, (C) Colgate.

1977

1a. Raymond Clayborn, 16, (DB) Texas (choice from San Francisco); 1b. Stanley Morgan, 25, (WR) Tennessee. 2a. Horace Ivory, 44, (RB) Oklahoma (choice from San Francisco); 2b. Don Hasselbeck, 52, (TE) Colorado. 3. Sidney Brown, 82, (DB) Oklahoma. 4. Gerald Skinner, 109, (T) Arkansas. 5. (Choice to St. Louis). 6. (Choice to Houston). 7. Ken Smith, 192, (WR) Arkansas-Pine Bluff. 8. Brad Benson, 219, (G) Penn State. 9. Jerry Voegelé, 249, (LB) Michigan. 10a. John Rasmussen, 276, (T) Wisconsin; 10b. Giles Alexander, 279, (DE) Tulsa (choice from Oakland). 11. Ray Costict, 303, (LB) Mississippi State. 12. Dave Preston, 333, (RB) Bowling Green.

1976

1a. Mike Haynes, 5, (DB) Arizona State; 1b. Pete Brock, 12, (C) Colorado (choice from San Francisco); 1c. Tim Fox, 21, (DB) Ohio State (choice from Houston through San Francisco). 2. Ike Forte, 35, (RB) Arkansas. 3. (Choice to Chicago). 4. (Choice to Cleveland through Philadelphia). 5. (Choice to San Diego). 6. (Choice to New York Giants); 6b. Greg Boyd, 170, (DE) San Diego State. 7. (Choice to Cincinnati); Perry Brooks, 202, (DT) Southern (choice from Houston). 8. (Choice to Philadelphia); Stu Betts, 235, (RB) Northern Michigan (choice from Minnesota). 9. Doug Beaudoin, 243, (DB) Minnesota. 10. Ricky Feacher, 270, (WR) Miss. Valley. 11. Donnie Thomas, 298, (LB) Indiana. 12. Nathaniel Bell, 325, (DT) Tulane. 13. James Jones, 352, (DB) Central Michigan. 14. David Quehl, 382, (WR) Holy Cross. 15. Bernard Coleman, 409, (WR) Bethune-Cookman. 16. Clifford Brown, 436, (DT) Tuskegee. 17. Todd Anderson, 465, (C) Stanford.

1975

1. Russ Francis, 16, (TE) Oregon. 2. Rod Shoate, 41, (LB) Oklahoma. 3. Pete Cusick, 66, (DT) Ohio State. 4. Allen Carter, 86, (RB) So. California (choice from San Diego through Cleveland); Steve Burks, 91, (WR) Arkansas State. 5. Steve Grogan, 116, (QB) Kansas State; Steve Freeman, 117, (DB) Mississippi St. (choice from Philadelphia). 6. (Choice to Detroit). 7. Lawrence Williams, 172, (WR) Texas Tech. 8. (Choice to Chicago). 9. (Choice to Pittsburgh). 10. (Choice to Pittsburgh). 11. Rene Garnett, 272, (DB) Idaho State. 12. Matt Kendon, 297, (DT) Idaho State; Conredge Holloway, 306, (QB-DB) Tennessee (choice from Washington). 13. Joe Harvey, 328, (DE) Northern Michigan. 14. Tom Gossom, 353, (WR) Auburn. 15. Don Clayton, 378, (RB) Murray State. 16. Kerry Marbury, 403, (RB) West Virginia. 17. Myke Horton, 428, (T) UCLA.

1974

1. (Choice to San Francisco). 2. Steve Corbett, 30, (G) Boston College (choice from Chicago); Steve Nelson, 34, (LB) North Dakota State. 3. (Choice to Chicago through Washington). 4. (Choice to Cincinnati). 5. Andy Johnson, 113, (RB) Georgia; Charlie Battle, 124, (LB-DE) Grambling (choice from Washington through New Orleans). 6. (Choice to Baltimore); Chuck Ramsey, 141, (P) Wake Forest (choice from Philadelphia). 7. (Choice to Pittsburgh); Maury Damkroger, 178, (LB) Nebraska (choice from Washington). 8. (choice to Chicago). 9a. Ed McCartney, 209, (TE) Northeast Oklahoma (from Houston); 9b. (choice to Washington). 10. (Choice to Pittsburgh). 11. Archie Gibson, 268, (RB) Utah State. 12. Eddie Foster, 296, (T) Oklahoma. 13. Phil Bennett, 321, (RB) Boston College. 14. Cecil Bowens, 346, (RB) Kentucky. 15. Sam Hunt, 374, (LB) Stephen F. Austin. 16. Lucious Selmon, 399, (DT) Oklahoma. 17. Gary Hudson, 424, (DB) Boston College.

1973

1. John Hannah, 4, (G) Alabama; Sam Cunningham, 11, (RB) So. California (choice from Los Angeles); Darryl Stingley, 19, (WR) Purdue (choice from Chicago). 2. (Choice to Cleveland through N.Y. Giants). 3. Brad Dusek, 56, (DB) Texas A&M; Charles Davis, 79, (RB) Alcorn A&M (choice from Dallas). 4. Allen Gallaher, 82, (T) So. California. 5. Doug Dumler, 193, (C) Nebraska. 6. (Choice to New Orleans). 7. (choice to Miami). 8. Isaac Brown, 185, (RB) W. Kentucky. 9. David Callaway, 212, (T) Texas A&M. 10. Dan Ruster, 238, (DB) Oklahoma. 11. Homer May, 264, (TE) Texas A&M. 12. Bruce Barns 290 (P) UCLA. 13. Alan Lowry, 316, (DB) Texas, 14. Raymond Hamilton, 342, (LB) Oklahoma. 15. Conde Pugh, 358, (DB) Norfolk State. 16. Mike Kutter, 394, (DE) Concordia. 17. Eddie McAshan, 418, (QB-DB) Georgia Tech.



ALL-TIME PATRIOTS' DRAFT

1972

1. (Choice to Minnesota as compensation for Joe Kapp). 1-b. Choice from Los Angeles for Phil Olsen sent to NY Giants in trade for Fred Dryer. 2. (Choice to Dallas); Tom Reynolds, 49, (WR) San Diego State (choice from Kansas City). 3. (Choice to Dallas); Jim White, 73, (DE) Colorado State U. (choice from Washington through Los Angeles). 4. (Choice to Dallas). 5. (Choice to Baltimore); Ron Bolton, 124, (DB) Norfolk State (choice from Oakland). 6. (Choice to Atlanta through New York Giants). 7. Clark Hoss, 165, (TE) Oregon State; John Tarver, 165, (RB) Colorado (choice from San Diego). 8. Steve Beyrle, 195, (G) Kansas State. 9. Mike Kelson, 220, (T) Arkansas. 10. Mel Caraway, 245, (DB) N.E. Oklahoma. 11. Rodney Cason, 269, (T) Angelo State. 12. Steve Booras, 295, (DE) Mesa J.C. 13. Sam Elmore, 325, (DB) E. Michigan. 14. Ed Rideout, 350, (WR) Boston College. 15. Joel Kilmeck, 375, (TE) Pittsburgh. 16. Eric Dahl, 400, (DB) San Jose State. 17. Junior Ah You, 425, (LB) Arizona State.

1971

1. Jim Plunkett, 1, (QB) Stanford. 2. Julius Adams, 27, (DT) Texas Southern. 3. (Choice to Buffalo through Oakland). 4. (Choice to Denver). 5. Tim Kelly, 105, (LB) Notre Dame. 6. David Hardt, 131, (TE) Kentucky. 7. (Choice to Oakland). 8. (Choice to Buffalo). 9. Josh Ashton, 209, (RB) Tulsa. 10. Layne McDowell, 235, (T) Iowa. 11. Dan Schneiss, 251, (TE) Nebraska. 12. John Rodman, 287, (T) Northwestern. 13. Lewis Swain, 313, (DB) Alabama A&M. 14. Alfred Sykes, 339, (WR) Florida A&M. 15. Nick McGarry, 365, (TE) Massachusetts. 16. Jim Zikmund, 391, (DB) Kearney State. 17. Ronald Leigh, 417, (DE) Elizabeth City St.

1970

1. Phil Olsen, 4, (DT) Utah State. 2. (Choice to Houston). 3. Mike Ballou, 56, (LB) UCLA. 4. Eddie Ray, 83, (DB) LSU. 5. Bob Olson, 107, (LB) Notre Dame (choice from Miami); (choice to New York Jets). 6. (Choice to Buffalo). 7. Odell Lawson, 160, (RB) Langston, Okla. 8. (Choice to New York Jets). 9. Dennis Wirgowski, 212, (DE) Purdue. 10. Henry Brown, 239, (K-WR) Missouri. 11. Dennis Bramlett, 264, (T) Texas-EI Paso. 12. Greg Roero, 291, (DT) New Mex. Highlands. 13. Ronnie Shelley, 316, (DB) Troy State. 14. Garvie Craw, 343, (RBTE) Michigan. 15. Kent Schoolfield, 368, (WR) Florida A&M. 16. Otis McDaniel, 395, (DE) Tuskegee. 17. Joe Killingsworth, 420, (WR) Oklahoma.

1969

1. Ron Sellers 6, (SE) Florida State. 2. Mike Montler 32, (G) Colorado. 3. Carl Garrett, 58, (RB) N.M. Highlands. 4. (Choice to Denver through Kansas City). 5. Onree Jackson, 110, (QB) Alabama A&M. 6. (Choice to Oakland)7. Rick Hackley, 162, (T) New Mexico State. 8. Bob Gladioux, 188, (RB) Notre Dame. 9. Steve Alexakos, 209 (G-LB) San Jose State (Choice from Buffalo); Joe Walker, 214, (DE) Albany State. 10. Dennis Devlin, 240, (DB) Wyoming. 11. Barry Gallup 266, (SE) Boston College. 12. Richard Lee 292, (DT) Grambling. 13. Joe Leasey, 318, (LB) Alcorn A&M. 14. John Cagle, 344, (LB) Clemson. 15. Brant Conley, 370, (RB-P) Tulsa. 16. Jim Vuono, 396, (LB) Adams State. 17. George Muse, 472, (LB-DB) Grambling.

1968

1. Dennis Byrd, 6, (DT) North Carolina State. 2. Tom Funchess, 32, (T) Jackson State. 3. Aaron Marsh, 60, (FL) Eastern Kentucky. 4. R.C. Gamble, 88, (RB) South Carolina State. 5. Jim Smithberger, 116, (DB) Notre Dame. 6. (Choice to Cincinnati). 7. John Schneider, 170, (QB) Toledo. 8. Daryl Johnson, 197, (DB) Morgan State. 9. (Choice to Houston). 10. John Outlaw, 249, (DB) Jackson State. 11. Paul Feldhausen, 278, (T) Northland, Wis. 12. James Cheyanski, 305, (LB) Syracuse. 13. Max Huber, 332, (T) Brigham Young. 14. Henry McKay, 358, (E) Guilford. 15. Art McMahan, 385, (DB) No. Carolina State. 16. Charles Fulton, 413, (RB) Tennessee. 17. Ed Koontz, 440, (LB) Catawba.

1967

1. John Charles, 21, (DB) Purdue. 2. (Choice to Kansas City). 3. (Choice to New York Jets). 4. Ed Philpott, 101, (DE) Miami (Ohio). 5. Melvin Witt, 128, (DE) Arlington State. 6. Ron Medlen, 154, (DE) SMU. 7. Robert Leo, 180, (HB) Harvard. 8. Tom Fussell, 206, (DT) LSU. 9. Charlie Thornhill, 232, (DB) Michigan State. 10. John Runnels, 257, (LB) Penn State. 11. Leroy Mitchell, 283, (FL) Texas Southern. 12. Dave Davis, 310, (T) Harvard. 13. Ray Ilg, 336, (LB) Colgate. 14. Bobby Beard, 361, (LB) Auburn. 15. Tom Folliard, 388, (LB) Mississippi State. 16. Dik Nocera, 414, (HB) Southern Conn. 17. Bobby Nichols, 440, (TE) Boston University.

1966

1. Karl Singer, (T) Purdue; Willie Townes, (T) Tulsa. 2. Jim Boudreaux, (T) La. Tech; Ken Avery, (LB) Miss. Southern. 3. Harold Lucas, (T) Mich. State; Ed Toner, (G) U. Massachusetts. 4. (Choice to New York); Heath Wingate, (T) Bowling Green. 5. John Mangum, (T) Miss. Southern; Ray Perkins, (E) Alabama. 6. Dan Irby, (T) Louis. Tech.; Joe Avezzano, (G) Florida State. 7. Jim Battles, (T) Southern U.; Brent Caston (DB) Mississippi. 8. Sam Montgomery, (DB) Southern; Tom Schaefer, (RB) Chattanooga. 9. Doug Satcher, (LB) Southern; Jack White, (QB) Penn State. 10. Dennis Brewster, (T) BYU; Bob Ellis, (HB) Massachusetts. 11. (Choice to New York); Jay Marion, (DB) Wyoming. 12. Dick Fugere, (LB) Cincinnati. 13. Tom Carr, (FB) Bates St. 14. Bob Hall, (DB) Brown. 15. Billy Laird, (QB) La. Tech. 16. Buddy Owens, (G) Michigan State. 17. Dick Capp, (DE) Boston College. 18. John Pincavage, (E-DB) Virginia. 19. Joe Novogratz, (G) Pittsburgh. 20. Paul Soule, (HB) Bowdoin.



ALL-TIME PATRIOTS' DRAFT

1965

1. Jerry Rush, (T) Michigan State; Dave McCormick, (T) LSU. 2. (Choice to Houston); Bob Kowlowsk (T) Virginia. 3. Jim Whalen, (E) Boston College; Bob Cappadonna, (FB) Northeastern. 4. Ellis Johnson (HB) S.E. Louisiana; Dick Arrington, (G) Notre Dame. 5. Corwyn Aldredge, (E) N.W. Louisiana; Denni Smith, (DE) Cincinnati. 6. Justin Canale, (G) Mississippi State; Billy Ezell, (DB) LSU. 7. Tom Neville (T) Mississippi State; John Hankinson, (QB) Minnesota. 8. Fred Brown, (E) Miami; Beau Colle, (DE) LSU. 9. Bob Malone, (T) Louisiana Tech.; Charles Brown, (T) Tulsa. 10. (Choice to Buffalo); Dav Hettema, (T) New Mexico. 11. John Frechette, (T) Boston College; Roy Schmidt, (G) Long Beach State. 12. Jim Weatherly, (DB) Mississippi; Leon Stanridge, (E) San Diego State. 13. Charlie Green, (QE) Wittenberg. 14. Jay Cunningham, (HB) Bowling Green. 15. Ted Rodosevitch, (G) Cincinnati. 16. George Pyne, (T) Olivet. 17. White Graves, (DB) LSU; Dave Lee, (E) Louisiana Tech. 18. Ed Meikle (LB) Boston University. 19. Jim Nance (FB) Syracuse. 20. Fred Fugazzi, (FB) Missouri Valley.

1964

1. Jack Concannon, (QB) Boston College. 2. Jim Kelly, (E) Notre Dame. 3. (Choice to Denver). 4. Jo Morris, (E) Holy Cross. 5. (Choice to San Diego). 6. Jim Mazurek, (G) Syracuse. 7. T.W. Alley, (T) William & Mary. 8. J.D. Garrett, (HB) Grambling; Roger Lalonde, (T) Muskingum. 9. Lennie St. Jear (E) N. Michigan. 10. (Choice to Buffalo). 11. Jim Barrett, (HB) Boston College. 12. (Choice to Kansas City). 13. Joe Scarpati, (DB) N. Carolina State. 14. Jim Wilson, (T) Georgia. 15. Tony Gibbons (T) Joh Carroll. 16. Pete Pedro, (HB) West Texas State. 17. Gary Wood, (QB-HB) Cornell. 18. Joe Tiller, (T) Montana State. 19. Bill Dawson, (E) Florida State. 20. Lonnie Farmer, (LB) Chattanooga. 21. Tom Lawrence, (T) Bowling Green. 22. Dave Archer, (T) Syracuse. 23. Dave Humenick, (T) Notre Dame. 24. Larry Bartolameci, (T) West Virginia. 25. Bryan Generalovich, (E) Pittsburgh. 26. Dick Niglio, (HE) Yale.

1963

1. Art Graham, (E) Boston College. 2. LeRoy Jordan, (C) Alabama. 3. Bob Vogel, (T) Ohio State. 4. Bo Reynolds, (T) Bowling Green. 5. Lou Cioci, (G) Boston College. 6. Sam Silas, (T) Southern Illinois. 7. Dick Williamson (E) Alabama. 8. Rod Foster, (G) Ohio State. 9. Jim Simon, (E) Miami. 10. Do McKinnon, (C) Dartmouth. 11. Dave Hayes, (FB) Penn State (choice from Houston); Dave Watson, (C) Georgia Tech. 12. Bill Gambrell, (HB) South Carolina (choice from Buffalo); Tim Gauntner, (HB) Joh Carroll. 13a. Dave Adams, (T) Arkansas. 13b. Ralph Ferrissi, (FB) So. Connecticut. 14. Whaley Ha (T) Mississippi. 15. Bob Dentel, (C) Miami. 16. Wes Bryant, (T) Arkansas. 17. Tom Neumann, (HE) Michigan. 18. Dave O'Brien, (T) Boston College. 19. Pat McCarthy, (QB) Holy Cross. 20. Jim Bradshaw (HB) Chattanooga. 21. Gary Sherman, (HB) Bowling Green. 22. Nate Craddock, (FB) Parsons. 23. Snyder, (HB) Holy Cross. 24. Dick Schultz, (T) Ohio. 25. Dennis Gaubatz, (G) Louisiana State U. 26. Jim Tullis, (HB) Florida A&M. 27. Dave Adams, (T) Arkansas. 28. Ron Whaley, (HB) Chattanooga. 29. Dock Kelly, (G) Georgia.

1962

1. Gary Collins, (E) Maryland. 2. LeRoy Jackson, (HB) W. Illinois. 3. Sherwyn Thorson, (G) Iowa. 4. (Choice to Houston). 5. (Choice to Dallas). 6. Bill Neighbors, (T) Alabama. 7. John Schopf, (T) Michigan. 8. Benny McRae, (HB) Michigan. 9. Bill Triplett, (FB) Miami, Ohio. 10. John Knight, (HB) Valparais. 11. (Choice to Buffalo). 12. (Choice to Oakland). 13. Nick Buoniconti, (G) Notre Dame. 14. Cha Sieminski, (T) Penn State. 15. Gerry Goerlitz, N. Michigan. 16. Ken Byers, (G) Cincinnati. 17. Scott Maentz, (E) Michigan. 18. Tom Chandler, (T) Florida A&M. 19. Ron Myers, (E) Villanova. 20. Tom Nec (HB) LSU. 21. John Traynham, (HB) VMI. 22. Bob Asack, (T) Columbia. 23. Walt Crate, (HB) Per Military. 24. Don Christman, (C) Richmond. 25. Bob Stern, (C) Richmond. 26. Jim Field, (QB) LSU. 27. Al Gursky, (HB) Penn State. 28. Charles Dickerson, (T) Illinois. 29. Julius Fincke, (T) McNeese Stat. 30. John L. Finn, (T) Louisville. 31. Mike Ingram, (G) Ohio State. 32. Charles Taylor, (HB) Mississippi. 33. Steve Jastrzembski, (E) Pittsburgh. 34. Ray Lardani, (T) Miami (Fla.).

1961

1. Tommy Mason, (HB) Tulane. 2. Rip Hawkins, (C) North Carolina. 3. Danny LaRose, (E) Missouri. 4. Mike Zeno, (G) Virginia Tech. 5. Fran Tarkenton, (QB) Georgia. 6. Larry Eisenhauer, (T) Boston College. 7. Paul Terhes, (QB) Bucknell. 8. Charles Long, (G) Chattanooga. 9. Roland Lakes, (C) Wichita. 10. Richard Mueller, (E) Kentucky. 11. Mel West, (HB) Missouri. 12. Wayne Harris, (C) Arkansas. 13. Dan Underwood, (T) McNeese State. 14. James Wright, (QB) Memphis State. 15. (Choice to Dallas). 16. George Balthazar, (T) Tennessee A&I. 17. Ray Ratkowski, (HB) Notre Dame. 18. Tom Rodgers, (HB) Kentucky. 19. Joe Bellino, (HB) Navy. 20. Clarence Childs, (HB) Florida A&M. 21. Dan Oakes, (G) VPI. 22. Bob Johnson, (E) Michigan. 23. Darrel DeDecker, (C) Illinois. 24. Doc Webb, (HB) Iowa State. 25. Robert Minihane, (T) Boston University. 26. Charles Granger, (T) Southern U. (La.). 27. Terry Huxhold, (T), Wisconsin. 28. Bryant Harvard, (QB) Auburn. 29. Ernie McMillan, (C) Illinois. 30. George Hulz, (T) Mississippi Southern.



ALL-TIME PATRIOTS' DRAFT

1960

FIRST SELECTIONS:

Buddy Allen, (HB) Utah State; Ron Burton, (HB) Northwestern; Dale Chamberlain, (FB) Miami, O.; Henry Christopher, (E) SMU; Dan Colchicco, (E) San Jose State; Jack Cummings, (QB) North Carolina State; James Davis, (C) Oklahoma; Sarafine Fazio, (C) Pittsburgh; Max Fugler, (C) LSU; Jim Gardner, (T) Duke; James Goodyear, (T-G) Wake Forest; Dave Harris, (HB) Kansas; Al Henderson, (T) Colorado State; James Hickman, (T-G) Penn State; Robert Krantz, (FB) Penn State; Joe Kulbacki, (HB) Purdue; Dee Mackey, (E) E. Texas St.; Leon Manley (G) W. Texas St. Cliff Manning (T-G) Hardin-Simmons; Pete Manning, (E) Wake Forest; Edward Mazurek, (T) Xavier; Bell Meglen, (G) Utah State; Frank Mestnik, (FB) Marquette; Ron Mix, (T) USC; Irvin Nikolai, (E) Stanford; Jim Prestel, (T) Idaho; Bob Salerno, (G) Coloardo; Ger Schwedes, (HB) Syracuse; Richard Soergel, (QB) Oklahoma St.; Larry Wagner, (T)Vanderbilt; Harvey White, (QB) Clemson; Tirey Wileman, (HB) SMU; Gary Wisener, (E) Baylor.

SECOND SELECTIONS:

1. Dave Ames (HB) Richmond; 2. James Boeke (T/G) Heidelberg; 3. Billy Brewer (QB) Ole Miss.; 4. Emanuel Congedo (T/G) Villanova; 5. Pat Dye (T/G) Georgia; 6. John Farrington (WR) Prairie View; 7. Rich Grecni (C) Ohio U.; 8. Bud Jones (WR) SMU; 9. Don Kacmarek (T/G) North Dakota; 10. John Lawrence (T/G) North Carolina St.; 11. Ron Maltony (T/G) Purdue; 12. Bobby Pate (RB) Presbyterian; 13. Jack Rudolph (LB) Georgia Tech; 14. Frank Sally (T/G) California; 15. Bob Spada (E) Duke; 16. Pete Tunney (HB) Occidental; 17. Jim Webster (HB) Marquette; 18. John Wilcox (T/G) Oregon.

Year-By-Year Attendance

Regular Season

Year	Home Games	Att.	Away Games	Att.	Total
1960	7	118,260	7	110,316	228,576
1961	7	115,610	7	129,984	245,594
1962	7	150,626	7	170,983	321,609
1963	7	169,870	7	143,936	313,806
1964	7	199,652	7	175,246	374,898
1965	7	143,098	7	245,485	388,583
1966	7	190,138	7	240,668	430,806
1967(a)	6	138,861	8	287,279	426,140
1968(a)	6	127,267	8	318,396	445,663
1969	7	149,412	7	284,587	433,999
1970	7	245,537	7	361,842	607,379
1971	7	411,109	7	383,143	794,252
1972	7	526,993	7	402,159	929,152
1973	7	410,443	7	416,805	827,248
1974	7	420,903	7	411,595	832,498
1975	7	411,490	7	379,112	790,602
1976	7	378,994	7	387,432	766,426
1977	7	415,959	7	399,419	815,378
1978	8	478,978	8	455,679	934,657
1979	8	478,987	8	502,492	981,479
1980	8	458,283	8	442,001	900,284
1981	8	414,741	8	413,073	827,814
1982	4	149,188	5	231,781	380,969
1983	8	370,958	8	416,024	786,982
1984	8	392,275	8	468,464	860,739
1985	8	438,817	8	458,341	897,158
1986	8	477,688	8	537,779	1,015,467
1987	8	374,302	7	431,739	806,041
1988	8	438,627	8	400,372	838,999
1989	8	388,522	8	494,981	883,503
Totals	216	9,485,588	220	10,501,113	19,986,701

Post Season

YEAR	HOME	ATT.	AWAY	ATT.	TOTAL
1963	-	-	2	64,314	64,314
1976	-	-	1	54,037	54,037
1978	1	61,297	-	-	61,297
1982 (1-2-83)	-	-	1	68,842	68,842
1985	-	-	4	308,690	308,690
1986	-	-	1	76,105	76,105
Totals	1	61,297	9	571,988	633,285
Grand Totals	217	9,546,885	229	11,073,101	20,619,986

(a) One home game rescheduled and played away from home.



PATRIOTS IN PRO BOWL GAMES

The Patriots have supplied 119 players to the Pro Bowl/AFL All-Star Game. John Hannah (9) has the most appearances.

	1960 (0)		1968 (5)		1985 (8)
	No game played		DT Houston Antwine (6)		CB Ray Clayborn (2)
	1961 (7)		WR/KGino Cappelletti (5)		RT Irving Fryar (1)
LB	Tom Addison (1)		CB Leroy Mitchell (1)		OG John Hannah (9)
DB	Fred Bruney (1)		OC Jon Morris (5)		OT Brian Holloway (3)
DB	Gino Cappelletti (1)		OT Tom Neville (2)		RB Craig James (1)
DE	Bob Dee (1)		1969 (6)		FS Fred Marion (1)
HB	Larry Garron (1)		RB Carl Garrett (1)		LB Steve Nelson (3)
OT	Jim Hunt (1)		DT Jim Hunt (4)		LB Andre Tippett (2)
OG	Charlie Leo (1)		OC Jon Morris (6)		1986 (5)
	1962 (6)		WR Ron Sellers (1)		CB Raymond Clayborn (3)
LB	Tom Addison (2)		QB Mike Taliaferro (1)		K Tony Franklin (1)
DB	Fred Bruney (2)		S Don Webb (1)		WR Stanley Morgan (3)
DE	Larry Eisenhauer (1)		1970 (1)		SpT Mosi Tatupu (1)
WR	Jim Colclough (1)		OC Jon Morris (7)		LB Andre Tippett (3)
DB	Dick Felt (1)		1971-75 (0)		1987 (2)
OT	Charlie Long (1)		None		WR Stanley Morgan (4)
	1963 (11)		1976 (4)		LB Andre Tippett (4)
LB	Tom Addison (3)		TE Russ Francis (1)		1988 (3)
DT	Houston Antwine (1)		OT Leon Gray (1)		RB John Stephens (1)
LB	Nick Buoniconti (1)		OG John Hannah (1)		LB Andre Tippett (5)
WR	Gino Cappelletti (2)		CB Mike Haynes (1)		LB Johnny Rember (1)
DE	Bob Dee (2)		1977 (2)		1989 (1)
DE	Larry Eisenhauer (2)		TE Russ Francis (2)		LB Johnny Rember (2)
FB	Larry Garron (2)		CB Mike Haynes (2)		
DB	Ron Hall (1)		1978 (5)		
OG	Charlie Long (2)		FB Sam Cunningham (1)		
OG	Billy Neighbors (1)		TE Russ Francis (3)		
QB	Babe Parilli (1)		OT Leon Gray (2)		
	1964 (9)		OG John Hannah (2)		
LB	Tom Addison (4)		CB Mike Haynes (3)		
DT	Houston Antwine (2)		1979 (3)		
LB	Nick Buoniconti (2)		OG John Hannah (3)		
WR/K	Gino Cappelletti (3)		CB Mike Haynes (4)		
DE	Bob Dee (3)		WR Stanley Morgan (1)		
DE	Larry Eisenhauer (3)		1980 (7)		
RB	Larry Garron (3)		DE Julius Adams (1)		
OC	Jon Morris (1)		FS Tim Fox (1)		
QB	Babe Parilli (2)		OG John Hannah (4)		
	1965 (4)		CB Mike Haynes (5)		
DT	Houston Antwine (3)		WR Stanley Morgan (2)		
LB	Nick Buoniconti (3)		LB Steve Nelson (1)		
DE	Bob Dee (4)		PK John Smith (1)		
OC	Jon Morris (2)		1981 (1)		
	1966 (11)		OG John Hannah (5)		
DT	Houston Antwine (4)		1982 (2)		
LB	Nick Buoniconti (4)		OG John Hannah (6)		
WR/K	Gino Cappelletti (4)		CB Mike Haynes (6)		
DE	Larry Eisenhauer (4)		1983 (5)		
DT	Jim Hunt (2)		CP Rich Camarillo (1)		
OC	Jon Morris (3)		CB Ray Clayborn (1)		
FB	Jim Nance (1)		RB Tony Collins (1)		
OT	Tom Neville (1)		OG John Hannah (7)		
QB	Babe Parilli (3)		OT Brian Holloway (1)		
DB	Chuck Shonta (1)		1984 (4)		
OG	Len St. Jean (1)		OG John Hannah (8)		
	1967 (7)		OT Brian Holloway (2)		
DT	Houston Antwine (5)		LB Steve Nelson (2)		
LB	Nick Buoniconti (5)		LB Andre Tippett (1)		
RB	Larry Garron (4)				
DT	Jim Hunt (3)				
OC	Jon Morris (4)				
FB	Jim Nance (2)				
OT	Don Oakes (1)				

NOTE: The number shown in parentheses indicates the number of appearances in Pro Bowl play. From 1960-70, Patriots players played in the AFL All-Star Game prior to joining the NFL Pro Bowl competition in 1971. The year indicates the season in which the player was selected for Pro Bowl participation, but the game itself is played in the following January or February. For example, players selected in the 1989 season played in the 1990 Pro Bowl.



HISTORICAL HIGHLIGHTS

1959

- Nov. 16 American Football League's eighth and final franchise is awarded to William H. Sullivan, Jr.
- Nov. 22 Northwestern RB Ron Burton is selected as first draft choice and Syracuse RB Gerhardt Schwedes is made first territorial choice.

1960

- Feb. 8 Lou Saban is appointed first head coach.
- Feb. 20 As the result of a public contest, the team nickname of Patriots is chosen. The Patriots also announce that the team colors will be red, white and blue.
- April 1 Boston University Field is named as the Patriots' first home.
- April 2 Patriots become first pro team in history to issue public stock.
- April 19 Uniformed Patriot centering football (creative work of Boston—Worcester cartoonist Phil Bissell) is adopted as team logo.
- July 4 Team opens first training camp at UMass, 350 players attend.
- July 30 In the AFL's first ever preseason game, Patriots defeat Buffalo 28-7 at War Memorial Stadium. Patriots DE Bob Dee recovered fumble for the league's first TD.
- Aug. 14 Patriots play their first home game ever at Harvard Stadium, a 24-14 loss to the Dallas Texans before 11,000 fans.
- Sept. 9 In their first regular season game, the Patriots open with a 13-10 loss to Denver at B.U. Field before a crowd of 21,597.
- Sept. 16 DB Chuck Shonta recovered a fumble on the final play of the game and ran for a TD to give the Patriots their first win ever by a 28-24 margin over the N.Y. Titans at the Polo Grounds in New York.

1963

- Oct. 11 Patriots play their first game in Fenway Park and beat Oakland 20-14.
- Dec. 28 With a 26-8 victory over Buffalo, the Patriots win the AFL's Eastern Division title in the league's only playoff game ever held.

1964

- Jan. 5 Lost AFL title game, 51-10, to the Chargers at San Diego.

1970

- April 4 Foxboro selected as new site of Patriots' home.

1971

- Mar. 22 Team is renamed New England Patriots.
- Aug. 15 Sullivan Stadium, at the time known as Schaefer Stadium, is dedicated with Patriots first game there. Gino Cappelletti kicked a 36-yard FG for the first points scored in the stadium as the Patriots topped the NY Giants, 20-14, before 60,423 fans.

1972

- Feb. 17 Made financial history by paying first cash dividend of 15 cents per share.

1973

- Jan. 26 Chuck Fairbanks is named head coach and general manager.

1975

- Nov. 7 President William H. Sullivan, Jr. became the first majority owner in club history when he purchased additional voting stock to give him 88 per cent of the franchise's voting stock.

1976

- July 10 Patriots open their training camp for the first time at Bryant College in Smithfield, RI after spending the summers of 1969-75 at UMass/Amherst.
- Dec. 8 Non-voting stockholders approve offer of \$15 per share made by Billy Sullivan to purchase all non-voting stock.
- Dec. 18 Lost AFC wild card playoff game to the eventual Super Bowl Champion Oakland Raiders, 24-21, in the final ten seconds of play.

1977

- Aug. 20 Work completed on installation of new surface (Super Turf) in Sullivan Stadium.



HISTORICAL HIGHLIGHTS

1978

- Sept. 3 Mrs. William H. (Mary M.) Sullivan, Jr. elected to the Patriots Board of Directors.
- Dec. 10 Patriots clinch their first outright divisional championship in the club's history with a last minute 26-24 victory over Buffalo at Foxboro.
- Dec 31 Patriots lose 31-14 to Houston in first playoff game ever played in Foxboro.

1979

- April 2 Patriots announce that Head Coach and General Manager Chuck Fairbanks has been released from his contract to assume duties as Head Football Coach at the University of Colorado.
- April 6 Francis "Bucko" Kilroy named as the new general manager and former Patriots' offensive coordinator Ron "Fargo" Erhardt named as head coach.
- July 13 Patriots' Vice President Charles W. "Chuck" Sullivan is promoted to Executive Vice President of the club.
- Sept. 3 Former Patriots' wide receiver Darryl Stingley is named Executive Director of Player Personnel.
- Oct. 23 Jeanne Sullivan McKeigue is elected as member of the club's Board of Directors.
- Dec. 16 Patriots close out 1979 regular season with 27-23 victory over Minnesota. Harold Jackson (1,013) and Stanley Morgan (1,002) become first Patriot players ever to transcend 1,000-yard season receiving mark.

1980

- Feb. 25 Paul Sonnabend resigns as Executive Director of the NFL Management Council and is appointed as Vice President and a member of the Board of Directors of the Patriots.
- April 8 William H. "Billy" Sullivan, Jr., President of the Patriots, is re-elected as Chairman of the Board of NFL Properties.

1981

- Nov. 29 FB Sam Cunningham, with 35 yards on nine carries against St. Louis at Foxboro, surpasses Jim Nance (5,323 yards on 1,323 carries) as the Patriots' all-time career rushing leader.

1982

- Jan. 15 Ron Meyer, Head Coach at SMU from 1976-81, is named the eighth Head Coach in club history.1983

1983

- Jan. 8 In their first playoff appearance since 1978, the Patriots lose to the eventual AFC Champion Miami Dolphins at the Orange Bowl, 28-13.
- Feb. 16 General Manager Bucko Kilroy is promoted to the position of Vice President and Patrick Sullivan, Assistant General Manager for four years, is named General Manager.
- May 17 William F. Finucane and Jeannette Allen Keefe are elected to the Patriots' Board of Directors.
- May 23 Schaefer Stadium is renamed Sullivan Stadium in honor of the founder and driving force behind the Patriots franchise, William H. "Billy" Sullivan, Jr.
- June 29 Sullivan Stadium is officially re-dedicated and the Boston Pops performs a concert in the stadium that is open free-of-charge to the public.

1984

- June 1 The Patriots organize a Fan Advisory Board, a group of season ticket holders who will help advise the Patriots on how to make Sullivan Stadium a more exciting and more pleasant place to bring a family to watch an NFL game.
- June 5 In the first-ever NFL Supplemental Draft, the Patriots selected slotback Ricky Sanders of the Houston Gamblers, running back Eric Jordan of the Oakland Invaders and quarterback Walter Lewis of the Memphis Showboats.
- Aug. 10 Work on a new turf, SuperTurf, is completed on the field. It is the second time that surface has been used at Sullivan Stadium. The original SuperTurf was installed in 1977.
- Oct. 25 Hall of Fame pass receiver Raymond Berry is named the head coach of the Patriots, replacing Ron Meyer. Berry, a former Patriots assistant coach, becomes the team's ninth head coach.



HISTORICAL HIGHLIGHTS

1985

- July 26 Patrick J. Sullivan, William H. Sullivan III and Mrs. Nancie Chamberlain are elected to the Patriots' Board of Directors.
- Oct. 13 Raymond Clayborn establishes a new team record for consecutive starts by starting his 111 straight game. Ray Hamilton had the old mark of 110, done from September 16, 1973 to October 26, 1980. (Clayborn's streak started on September 3, 1978. He ended the season with 121). Clayborn celebrated the record-setting day by scoring his first pro interception touchdown (27 yards).
- Dec. 28 The Patriots defeated the New York Jets, 26-14, at Giants Stadium (East Rutherford, N.J.) in the AFC Wildcard game. With the victory the Patriots win their first NFL playoff game (The Patriots had an 0-3 NFL playoff record prior to the game).

1986

- Jan. 12 The Patriots beat the Miami Dolphins, 31-14, thus winning the AFC Championship. In doing so, the Patriots ended an 18-game losing streak at the Orange Bowl. It was also only the second time the Patriots won at the Orange Bowl (1966 was the other time).
- Jan. 26 The Patriots play in Super Bowl XX, going against the Chicago Bears in the Louisiana Superdome in New Orleans. The Bears win the game, 46-10. The game, shown on NBC-TV, was the third-rated Super Bowl with a 48.3 rating and a 70 share (one rating point represents 859,000 TV households; a share is the percentage of sets in use). Only the 1982 and 1983 Super Bowls had higher ratings. It was the most widely-watched TV show ever—with 127 million viewers (topping the previous high of 121,600,000 who watched the final MASH show of February 28, 1983). The previous high Super Bowl in terms of viewers was Super Bowl XIX between the 49ers and the Dolphins (115,880,000). Also, 300 million people in China watched the game on tape delay.
- Jan. 27 Defensive end Julius Adams retires after 15 years (all with the Patriots). Adams, the team's number two draft choice in 1971 out of Texas Southern, was the oldest active defensive lineman in the league at age 37 when he retired. He started the final 12 games of the regular season, and all four post-season games in 1985. He has the club record for games played with 196 (John Hannah follows with 186).
- June 30 John Hannah, who was selected to the Pro Bowl a team record nine times (next nearest on team, six), announces his retirement from the game. Second in the team's record book for games-played with 183 (Julius Adams has lead with 196), the standout offensive guard had been selected to the All-NFL 25-year team (from 1960-84).
- June 12 Coach Raymond Berry, who led the Patriots to the AFC Championship and Super Bowl XX in his first full season as the team's head coach, signs new five-year contract.
- Sept. 7 1985 AFC Championship banner raised at Sullivan Stadium in pre-game ceremony (prior to opening game vs. Indianapolis Colts). The banner is 10 feet wide and 15 feet long. Mr. William H. Sullivan, Jr. is joined by the governors from each of the New England states.
- Sept. 21 QB Tony Eason throws for team record 414 yards (400 previous record, done by Vito "Babe Parilli in 1964). The Patriots lost to Seattle, 38-31, in the game played in Foxboro. Eason was 26 of 45 with three TDs and no interceptions.
- Dec. 7 WR Stanley Morgan establishes a new team record for catches in one season with his 67th catch of the season (had five catches in the day). Morgan, who finished the season with 84 catches, broke Derrick Ramsey's previous mark of 66 catches, done in 1984.
- Dec. 31 NEP Partners purchase a three-year option to buy the Patriots.

1987

- Sept. 13 Patriots become first NFL team to have its games on a French-speaking radio network on a regular basis. CKLM—a 50,000-watt station out of Laval, Quebec, Canada—was the flagship station (others were CJSA in Ste. Agathe, Que.; CKSL in St. Jovite, Que., and CJER in St. Jerome, Que.). Pierre Donais was the announcer.
- Sept. 13 Patriots begin four-year, five-million dollar contract with WHDH-Boston.
- Nov. 29 Cornerback Raymond Clayborn ends his streak of having played in 161 straight contests—and started in 147 consecutive games—when he couldn't play vs. Philadelphia at Sullivan Stadium due to knee injury suffered week before vs. Indianapolis Colts on November 22nd. Clayborn, who went on IR on November 24th (spent rest of season on list), broke Gino Cappelletti's record of 152 consecutive games-played and Ray Hamilton's 110 consecutive starts.



HISTORICAL HIGHLIGHTS

1988

- July 11 The Patriots retire the number 57 worn by 14-year linebacker Steve Nelson, who retired following the 1987 season. Nelson played in three Pro Bowls and led the team in tackles eight years.
- July 28 Victor K. Kiam II, the owner and chief executive officer (CEO) of Remington Products, Inc. of Bridgeport, Ct., agrees to purchase the team from William H. Sullivan, Jr.
- Oct. 28 Victor K. Kiam II becomes majority owner of the Patriots. He will be chairman of the team. Francis W. Murray, the minority owner, is the vice chairman. William H. Sullivan, Jr., the founder and previous owner, remains as the team's president. The Kiam, Murray and Sullivan team is known as KMS Limited.
- Dec. 4 Veteran wide receiver Stanley Morgan catches his 500th career pass, on a 19-yarder (26 seconds remaining in the first quarter) vs. Seattle.

1989

- Jan. 6 Running back John Stephens named the Old Spice/NFL Rookie of the Year.

1990

- Feb. 27 Rod Rust is named the head coach of the Patriots, replacing Raymond Berry (who was relieved of his duties on Feb. 26). Rust, a former Patriots' defensive coordinator, becomes the team's tenth head coach.
- Mar. 14 Former Patriots offensive guard John Hannah and cornerback Mike Haynes are selected to the National Football League's All-1980's team, while current linebacker Andre Tippett named to second-team.

PATRIOTS WITH 100 GAMES

	<u>Player</u>	<u>Pos.</u>	<u>Games</u>	<u>Years Played</u>
1.	Julius Adams	DE	206	1971-85, 87
2.	Raymond Clayborn	CB	191	1977-89
3.	John Hannah	OG	183	1973-85
4.	Stanley Morgan	WR	179	1977-89
4.	MOSI TATUPU	RB	179	1978-Present
6.	Steve Nelson	LB	174	1974-87
7.	Tom Neville	OT	159	1965-77
8.	Pete Brock	C	154	1976-87
9.	Gino Cappelletti	K/WR	152	1960-70
10.	Bill Lenkaitis	C	151	1971-81
11.	STEVE GROGAN	QB	145	1975-Present
12.	Jim Lee Hunt	DT	141	1960-70
13.	Len St. Jean	OG	140 (c)	1964-73
14.	ROLAND JAMES	SS	139	1980-Present
15.	Houston Antwine	DT	137	1961-71
16.	Don Webb	DB	134	1961-71
17.	Ray Hamilton	NT	132	1973-81
18.	Jon Morris	C	131	1964-74
19.	Jim Colclough	WR	124	1960-68
19.	Steve King	LB	124	1973-81
19.	Charlie Long	OT	124	1961-69
22.	Lawrence McGrew	LB	122	1980-89
23.	Sam Adams	OG	119	1972-80
24.	Tony McGee	DE	118	1974-81
25.	FRED MARION	FS	117	1982-Present
26.	John Smith	K	116	1974-83
27.	Larry Eisenhauer	DE	115	1961-69
28.	Bob Dee	DE	112	1960-67
29.	CEDRIC JONES	WR	106	1982-Present
30.	Tony Collins	RB	103	1981-87
31.	LIN DAWSON	TE	102	1981-Present

(c) - Consecutive Games
 Players listed in CAPS are active

NOTE — The players listed are those credited with having played 100 or more regular season games as a Patriot as of January 1, 1990.



NFL PERSONNEL GUIDE

(NOTE: New Collective Bargaining contract being negotiated).

WAIVERS: The waiver system is a process by which player contracts or NFL rights to players are made available by a club to other NFL Clubs. During this process, a club may make a claim to obtain the player or "waive" its right to do so — thus the term "waiver." Claiming clubs are assigned players on a priority based upon the inverse of won-lost standings. The claiming period is normally ten days during the offseason and 24 hours from early July through December. In some circumstances, a club is allowed another 24 hours to rescind its action (recall of waiver request) and/or the claiming club to do the same (known as a withdrawal of a claim). If a player passes through waivers unclaimed or not recalled, he becomes a free agent. Under the Collective Bargaining Agreement, from February 1 through October 11 any veteran who has acquired four years of pension credit may, if about to be assigned to another club through the waiver system, reject such assignment and become a free agent.

INJURED RESERVE: This is a reserve list category that may be used for the player by a club if the player is injured in a practice session or game of his club in any year, after having passed the club's physical examination in that year. If a player fails the club's initial physical examination, he is not available for reserve/injured; the club may instead use the procedure of Physically Unable to Perform or Non-Football Injury/Illness, whichever is applicable. The following applies to players who are placed on Reserve/Injured with "major" (four week) injuries: 1) A player placed on Reserve/Injured prior to or concurrent with the final roster reduction may not return to his club's Active List in that season under any circumstances. Clubs may request waivers on such players at any time or retain them on their Reserve/Injured List for the rest of the season. Such players may not practice. 2) Players placed on Reserve/Injured after the final roster reduction will be eligible to return to the club's Active List after a minimum of six games, either by free activation or by procedural recall waivers. Clubs will be permitted five free activations during the regular season. For such players, clubs will have two options: option one is to begin practice after a minimum of four weeks, and option two is to begin practice after a minimum of six weeks on Reserve/Injured. Option 1: If a player begins practice after a minimum of four weeks, the club is permitted to practice the player for a maximum of two weeks, after which it must either return him to the Active List or request waivers, unless he has been injured. If injured, the player may be re-tained on Reserve/Injured, but he will not be eligible to practice or to be activated thereafter. Option 2: If a player begins practice after a minimum of six weeks on Reserve/Injured, the player is eligible to practice for the rest of the season, but he counts against the club's Developmental Squad limit of six players. For players who are placed on Reserve/Injured with "minor" (less than four weeks) injuries, they must be placed on waivers as soon as they are healthy.

RESERVE LISTS: Clubs are limited to a year-round roster limit of 80 players on the following combined lists: Active, Inactive, Reserve/Injured, Reserve/Physically Unable to Perform, Reserve/Non-Football Injury-Illness, Reserve/Suspended, Exempt and Future. The 80-player limit will not include any players on the following lists: Reserve/Retired, Reserve/Did Not Report, Reserve/Left Squad, Reserve/Military, unsigned draft choices, unsigned Veteran Free Agents, Unprotected players and players who have been declared ineligible to participate (suspended) by the Commissioner.

TRADES: Unrestricted trading is allowed between clubs through the Tuesday following the sixth regular season game (October 16, 1990, 4:00 PM EST) and does not resume again until January 28, 1991.

ACTIVE ROSTER SIZES: The team owners decided in May of 1988 to stick with the 45-man active roster during the season, but added a two-man inactive squad from which the team can pick its 45 active players each week. Clubs must declare an Active List of 45 players and an Inactive List of two players no later than one hour prior to kickoff of each game. In 1985, the owners had decided to go back to the 45-man rosters, the number the rosters were set at from 1978-81. In 1982, the limit was raised to 49. From 1975-77, each club was permitted 43 players on the active roster, while in 1974 the active roster limit was 47 players. The first roster limitation rule permitted 16 players per club in 1925.

ROSTER CUTDOWN DATES: All NFL clubs must reduce their active roster totals to 60 players on August 28, 1990 and to the final total of 47 players on Sept. 3, 1990.



PLAYOFF TIE-BREAKERS

DIVISIONAL TIES

If, at the end of the regular season, two or more clubs in the same division finish with identical won-lost-tied percentage, the following steps will be taken until a champion is determined:

Two Clubs

1. Head-to-head (best won-lost-tied percentage in games between the clubs).
2. Best won-lost-tied percentage in games played within the division.
3. Best won-lost-tied percentage in games played within the conference.
4. Best won-lost-tied percentage in common games, if applicable.
5. Best net points in division games.
6. Best net points in all games.
7. Strength of schedule.
8. Best net touchdowns in all games.
9. Coin toss.

Three or More Clubs

(Note: If one team wins multiple-team tiebreaker to advance to playoff round, remaining teams revert to step 1 of applicable two-club format, i.e., either in division tiebreaker or Wild Card tiebreaker. If two teams in a multiple-team tie possess superior marks in a tiebreaking step, this pair of teams revert to top of applicable two-club format to break tie. One team advances to playoff round, while other returns to original group and step 1 of applicable tiebreaker.)

1. Head-to-head (best won-lost-tied percentage in games among the clubs).
2. Best won-lost-tied percentage in games played within the division.
3. Best won-lost-tied percentage in games played within the conference.
4. Best won-lost-tied percentage in common games.
5. Best net points in division games.
6. Best net points in all games.
7. Strength of schedule.
8. Best net touchdowns in all games.
9. Coin toss.

WILD CARD TIES

If it is necessary to break ties to determine the two Wild Card clubs from each conference, the following steps will be taken.

1. If the tied clubs are from the same division, apply division tie-breaker.
2. If the tied clubs are from different divisions, apply the following steps.

Two Clubs

1. Head-to-head, if applicable.
2. Best won-lost-tied percentage in games played within the conference.
3. Best won-lost-tied percentage in common games, minimum of four.
4. Best average net points in conference games.
5. Best net points in all games.
6. Strength of schedule.
7. Best net touchdowns in all games.
8. Coin toss.

Three or More Clubs

(Note: If one team wins multiple-team tiebreaker to advance to playoff round, remaining teams revert to step 1 of applicable two-club format, i.e., either in division tiebreaker or Wild Card tiebreaker. If two teams in a multiple-team tie possess superior marks in a tiebreaking step, this pair of teams revert to top of applicable two-club format to break tie. One team advances to playoff round, while other returns to original group and step 1 of applicable tiebreaker.)

1. Head-to-head sweep. (Applicable only if one club has defeated each of the others, or one club has lost to each of the others).
2. Best won-lost-tied percentage in games played within the conference.
3. Best won-lost-tied percentage in common games, minimum of four.
4. Best average net points in conference games.
5. Best net points in all games.
6. Strength of schedule.
7. Best net touchdowns in all games.
8. Coin toss.



PATRIOTS' RADIO NETWORK



For the third straight season, New England Patriots fans can count on the broadcast team of Dale Arnold and Gino Cappelletti to be there for every exciting minute of National Football League action.

Arnold is the sports director and morning drive sports announcer on network flagship station WHDH in Boston. Prior to returning to his native New England, he served as the voice of the National Hockey League New Jersey Devils for two seasons and as broadcaster and vice president of the American Hockey League Maine Mariners. He was born in Bourne, Mass. and spent most of his life growing up in Brunswick, Maine, where he began his broadcasting career at the age of 15. A four-sport letterman in high school, Arnold broadcast local high school and college football and hockey, leading to his work in minor leagues after graduation from Bowdoin College in 1979.

Cappelletti needs no introduction to serious football fans in New England. He is the all-time leading scorer in Patriots' history and still ranks in the NFL's all-time scoring top ten. As a wide receiver and kicker for the Patriots from 1960-70, Cappelletti amassed 1,130 points. He has served as color announcer for the Patriots and Boston College football, was an assistant coach for the Patriots in charge of special teams and also works as a sports announcer for WHDH. The Minnesota native played collegiately in his home state and also played in the Canadian Football League prior to his days with the Patriots.

Patriots games on radio are a complete broadcast package, including pre-game shows with Head Coach Rod Rust, General Manager Patrick Sullivan and beat reporters Ron Hobson of the Patriot Ledger and Kevin Mannix of the Boston Herald. There is also a call-in post-game show in which fans from around New England can discuss football in general or the Patriots' game in particular.

The Patriots Radio Network, which is comprised of 48 stations in seven states, includes the following affiliates:

CONNECTICUT

Danbury	WLAD	800 AM	Ware	WARE	1250 AM
Hartford	WPOP	1410 AM	Webster	WGFP	940 AM
Putnam	WINY	1350 AM	Worcester	WORC	1310 AM
Southington	WNTY	990 AM			

MAINE

Bath	WJTO	730 AM	Conway	WMWV	1050 AM
Biddeford	WIDE	1400 AM	Conway	WMWV	93.5 FM
Dover-Foxcroft	WDME	1340 AM	Keene	WKNE	1290 AM
Dover-Foxcroft	WDME	103.1 FM	Laconia	WLNH	1350 AM
Lewiston	WLAM	1470 AM	Manchester	WGIR	610 AM
Portland	WJBQ	870 AM	New London	WNTK	1020 AM
Rockland	WRKO	1450 AM	Portsmouth	WHEB	750 AM
Waterville	WTVL	1490 AM	Rochester	WKOS	930 AM
Waterville	WTVL	98.5 FM	Rochester	WKOS	96.7 FM

MASSACHUSETTS

Amherst	WTTT	1430 AM	Albany	WPTR	1310 AM
Boston	WHDH	850 AM	Herkimer	WYUT	1420 AM
(FLAGSHIP STATION)			Herkimer	WYUT	92.7 FM
Brockton	WCAV	97.7 FM	Peru	WKDR	1070 AM
Fall River	WSAR	1480 AM			
Falmouth	WCIB	101.9 FM			
Fitchburg	WFGL	960 AM			
Great Barrington	WSBS	860 AM			
Greenfield	WGAM	1520 AM			
Lowell	WLLH	1400 AM			
New Bedford	WBSM	1420 AM			
Pittsfield	WUHN	1110 AM			
Pittsfield	WUPE	95.9 FM			
Springfield	WSPR	1270 AM			

NEW HAMPSHIRE

Conway	WMWV	1050 AM
Conway	WMWV	93.5 FM
Keene	WKNE	1290 AM
Laconia	WLNH	1350 AM
Manchester	WGIR	610 AM
New London	WNTK	1020 AM
Portsmouth	WHEB	750 AM
Rochester	WKOS	930 AM
Rochester	WKOS	96.7 FM

NEW YORK

Albany	WPTR	1310 AM
Herkimer	WYUT	1420 AM
Herkimer	WYUT	92.7 FM
Peru	WKDR	1070 AM

RHODE ISLAND

Providence	WHJJ	920 AM
Wickford	WKFD	1370 AM
Woonsocket	WWON	1240 AM

VERMONT

Brattleboro	WKVT	1190 AM
Randolf	WWWT	1320 AM
Rutland	WSYB	1380 AM
Waterbury	WDEV	550 AM



BRYANT COLLEGE



Since 1976, the Patriots have conducted their summer training camp at Bryant College in Smithfield, Rhode Island. Situated on a beautiful 320-acre campus located 12 miles northwest of Providence, Bryant offers a bachelor of science degree in business administration at the undergraduate level, as well as graduate programs in business administration and taxation. Bryant's enrollment includes 3,000 full-time day students and 2,500 part-time students. More than 2,500 students reside on campus.

Bryant has a 127-year-old tradition of excellence in business education and relocated from a Providence campus in 1971. Since that time, the campus has expanded to accommodate an ever-widening pool of students. The focal point of the campus is the award-winning Unistructure that houses faculty and administrative offices as well as classrooms, a swimming pool, bank, U.S. Post Office, dining facilities and the Patriots' summer offices.

In 1981, a newly-completed Multipurpose Activities Center (MAC) was opened adjacent to the original physical education building. These structures provide the Patriots with expansive areas for their locker rooms, athletic training staff, equipment storage and the team's strength and conditioning center.

A new student union, the nationally recognized Bryant Center (pictured above), opened in November of 1986. The Bryant Center, a triangular, three-level structure, houses a variety of dining areas, several convenience stores, the campus bookstore, recreation rooms and student organization offices.

In 1987, the college opened a free-standing computer lab, the Koffler Technology Center.

Roger Begin, the Rhode Island Lieutenant Governor, is a 1976 Bryant College graduate. Also, pro golfer Jim Hallett is a 1983 graduate and Steve Crowley, the money editor for ABC-TV's Good Morning America, is a 1970 graduate.

Since moving their summer training site to Bryant, the Patriots have amassed a 118-84 regular-season record (58.4%), indicative of the fine preseason training facilities offered at the Smithfield campus.

Carlson Travel Network

***“The Official Travel Agency
of The New England Patriots”***

Carlson Travel Network, America's oldest and largest travel agency, is pleased to join forces with the New England Patriots for the 1990 season.

With over 1,500 offices nationwide — including many throughout New England — Carlson Travel Network is ready to assist Patriots fans with all their travel needs: Corporate, Personal and Special Fan Programs.

Personal Travel & Away Game Fan Travel Programs

Boston (617) 621-1441
Outside Boston Toll Free (800) 283-8777

Corporate Travel

Boston Sales Office (617) 577-8811

**The New England Patriots
&
Carlson Travel Network:**

***We Go Together...
Together We Win!***

Local Carlson Travel Network Licensee:
Presidential Travel, 139 Main Street, Cambridge, MA 02142



1990 TRAVEL PLANS

(Subject to changes)

PITTSBURGH (Thursday, August 9, 7:30 PM - Montreal, Canada) - Patriots' charter arrives Wednesday late afternoon, August 8. Headquarters: Le Centre Sheraton (1201 Rene-Levesque Boulevard, West, Montreal Quebec H3B 2L7 — 514-878-2000).

TAMPA BAY (Saturday, August 18, 8:00 PM - Jacksonville, FL) - Patriots' charter arrives Friday late afternoon, August 17. Headquarters: Jacksonville Marriott (I-95 and J Turner Boulevard, 4670 Salisbury Road, Jacksonville, FL 32216 — 904-739-5800).

INDIANAPOLIS (Sunday, September 16, 1:00 PM) - Patriots' charter arrives Saturday late afternoon, September 15. Headquarters: Westin Hotel (50 South Capitol, Indianapolis, IN 46204 — 317-262-8100).

CINCINNATI (Sunday, September 23, 1:00 PM) - Patriots' charter arrives Saturday late afternoon, September 22. Headquarters: Hyatt Regency (151 West 5th Street, Cincinnati, OH 45202 — 513-579-1234).

MIAMI (Thursday, October 18, 8:00 PM) - Patriots' charter arrives Wednesday evening, October 17. Headquarters: Ft. Lauderdale Marriott Marina (1881 S.E. 17th Street, Ft. Lauderdale, FL 33316 — 305-463-4000).

PHILADELPHIA (Sunday, November 4, 1:00 PM) - Patriots' charter arrives Saturday late afternoon, November 3. Headquarters: Marriott Philadelphia Airport (4509 Island Avenue, Philadelphia, PA 19153 — 215-365-4150).

BUFFALO (Sunday, November 18, 1:00 PM) - Patriots' charter arrives Saturday late afternoon, November 17. Headquarters: Hyatt Regency (Two Fountain Plaza, Buffalo, NY 14202 — 716-856-1234).

PHOENIX (Sunday, November 25, 4:00 PM) - Patriots' charter arrives Saturday late afternoon, November 24. Headquarters: The Pointe-South Mountain (7777 S. Pointe Parkway, Phoenix, AZ 85044 — 602-438-9000).

PITTSBURGH (Sunday, December 9, 1:00 PM) - Patriots' charter arrives Saturday late afternoon, December 8. Headquarters: The Westin William Penn (530 William Penn Place, Pittsburgh, PA 15219 — 412-281-7100).

NEW YORK JETS (Sunday, December 23, 1:00 PM) - Patriots' charter arrives Saturday late afternoon, December 22. Headquarters: Sheraton Meadowlands Hotel (Two Meadowlands Plaza, East Rutherford, NJ 07073 — 201-896-0500).

ALL TIMES EASTERN

Instant Replay Approved for 1990

For the fifth consecutive season, NFL clubs have approved a limited system of Instant Replay on a one-year basis.

There is one significant change in the system from 1989. All replay reviews which involve contact to the field from the Replay Booth will be a maximum of two minutes in duration, timed from the moment when the Umpire signals timeout.

The Replay Official will be assigned to a regular officiating crew and will attend crew meetings the day before each game.

The following table outlines the number of reversals and plays closely reviewed by instant replay in each of the previous four seasons.

	Games	Reversals	Plays Closely Reviewed
1986	224	38	374
1987	210	57	490
1988	224	53	537
1989	224	65	492

In 1986, the system was approved by a 23-4-1 vote. In 1987, the vote was 21-7. In 1988, replay was cleared by a 23-5 margin. In 1989, the vote was 24-4. In 1990, the vote was 21-7.

The NFL has discussed Instant Replay in some degree or other since the early 1970s. The League experimented in 1976 and 1978 using two basic frameworks—an independent system using cameras, replay machines, and technicians separate from the network covering the games, and a “no-frills” approach using existing TV coverage.

In 1985, the NFL used the network feed of the nine nationally-televised preseason games to experiment with the basic system which later was adopted for 1986, 1987, and 1988. A total of 28 plays (17 confirmed calls, 4 inconclusive, 1 reversed, and 6 no replay shown) were closely examined in the 1985 experiment.

Q—What is the objective of this system?

A—The clubs feel that on certain plays the telecast viewed by the general public should be used to correct an indisputable error. The system will be used to reverse an on-field decision only when the Replay Official has **indisputable visual evidence** available to him that warrants the change.

Q—Who will be involved?

A—The Replay Official (a former NFL or collegiate official) will be positioned in a sideline Replay Booth, which will house two TV monitors and two high-speed VCRs plus radio communications to the on-field officials. The Replay Official makes the decision although a Communicator (normally a member of the League Office staff) and a Technician also will be there to lend logistical help.

Q—Why is the system referred to as “limited” Instant Replay?

A—This system will concentrate on plays of **possession** or **touching** (e.g. fumbles, receptions, interceptions, muffs) and most plays governed by the **sidelines, goal lines, end lines, and line of scrimmage** (e.g. receiver or runner in or out of bounds, forward or backward passes, breaking the plane of the goal line). It also will be used to determine whether there are more than 11 men on the field.

Q—Why aren't most fouls included in this system?

A—It is recognized that in most circumstances the on-field officials have the best vantage points involving fouls. It is for this reason that Instant Replay **will not review** a list of the following 26 fouls:

- | | |
|---|--|
| 1. Clipping | 14. Illegally kicking ball |
| 2. Encroachment and offsides | 15. Illegally snapping ball |
| 3. Grasp of facemask | 16. Intentional grounding |
| 4. False start | 17. Member of punting team downfield early |
| 5. Defensive pass interference | 18. Illegal formation |
| 6. Offensive pass interference | 19. Palpably unfair act |
| 7. Offensive holding and illegal use of hands | 20. Piling on |
| 8. Illegal batting or punching ball | 21. Roughing the passer |
| 9. Illegal block on free kick or scrimmage kick | 22. Running into/roughing kicker |
| 10. Illegal crackback | 23. Striking, kicking, or kneeling |
| 11. Illegal motion | 24. Unnecessary roughness |
| 12. Illegal use of forearm or elbow | 25. Unsportsmanlike conduct |
| 13. Illegal use of hands by defense | 26. Use of helmet as a weapon |

Q—Is the television network carrying the game part of the review process?

A—No. Although the Replay Official will be viewing the live network feed, there is no communication to television personnel as to which plays to show or not to show. The Replay Official does not hear the TV commentators.

Q—What is the step-by-step procedure of a play review?

A—The Replay Official will view game action and a play will be replayed immediately on one of the two monitors, while the other one continues to record the live feed.

The Replay Official makes a determination if further study of the play is needed. If not, there is no contact with the field and play continues without interruption.

If the Replay Official believes an error may have been made the Umpire will be contacted via a headset.

The Replay Official will watch replay(s) on one or both monitors and complete his review within a reasonable period after the play is over.

The Replay Official will inform the Umpire of his decision, and the Referee will make the appropriate announcement on the wireless microphone.



WHEN THE BLITZ IS ON,

GATORADE® IS THIRST AID FOR THAT DEEP DOWN BODY THIRST.



We Give You More Than Just The Score!

Hear all the color and excitement of Patriots play-by-play with Dale Arnold and Gino Cappelletti.

Review the game's highlights during "The Sports Huddle" Sunday nights 6-10 PM, with Eddie Andelman, Jim McCarthy, and Mark Witkin.

Friday mornings all season, Patriots Coach Rod Rust joins Jess Cain after 8 AM to talk about the upcoming game.

Friday nights 4-7 PM, Patriots General Manager Pat Sullivan joins Eddie Andelman for pre-game sports talk.

Monday nights 4-7 PM, listen as Eddie Andelman, Ron Patriot Ledger, of the Boston the game. Hobson of the and Kevin Mannix Herald discuss



WHDH
Talk Radio **850AM**